REPORT

2024 Semi-Annual Groundwater Monitoring and Corrective Action Report

Georgia Power Company - Plant Scherer Cell 1 and PAC Ash Cell Permit No. 102.009D(LI)/102-009D(CCR)

Submitted to:

Georgia Power Company
214 Ralph McGill Boulevard, NE Atlanta, GA 3038

Submitted by:

WSP USA Inc.
5170 Peachtree Road Building 100 Suite 300, Atlanta, Georgia, USA 30341
+1 770 496-1893

August 30, 2024

Summary

This *2024 Semi-Annual Groundwater Monitoring and Corrective Action Report*, Georgia Power Company - Plant Scherer Cell 1 and Powdered Activated Carbon (PAC) Ash Cell (Cell 1 and PAC Ash Cell, the Site), Juliette, Monroe County, Georgia (GA), provides the status of groundwater monitoring and corrective program from January through June 2024. Groundwater monitoring and reporting for Cell 1 and PAC Ash Cell is performed by WSP USA Inc. (WSP) in accordance with the United States (US) Environmental Protection Agency (EPA) Coal Combustion Residuals (CCR) Rule published in the Code of Federal Regulations Title 40 Part 257 (40 CFR Part 257, Subpart D) dated April 17, 2015, and revised July 2018, 40 CFR § 257.90 through § 257.98. As required in 40 CFR § 257.90(e), this Semi-Annual Report describes the status of the groundwater monitoring program, summarizes key actions completed, and presents projected key activities for the upcoming year for Cell 1 and PAC Ash Cell. The other CCR unit (Ash Pond 1) at Plant Scherer is reported separately.

Plant Scherer is a coal-fired power generation facility located in northeast Monroe County approximately 5 miles south of Juliette, GA. The property occupies approximately 13,000 acres and is bounded on the south by Lake Juliette.

Groundwater at the Site is monitored with a comprehensive well network system comprised of upgradient and downgradient wells for each CCR Unit that meet federal and state monitoring requirements. Routine sampling and reporting for Cell 1 and PAC Ash Cell began in 2010 when the landfill was originally permitted. Monitoring for CCR Appendix III constituents commenced after background groundwater conditions were established between 2016 and 2018. On May 9, 2023, the GA Environmental Protection Division (EPD) approved the CCR Solid Waste Handling Permit 102-009D (CCR) for the Cell 1, Cell 2, Cell 3 and PAC Ash Cell.

Groundwater monitoring events for Cell 1 and PAC Ash Cell were conducted in February 2024. Resampling for several Cell 1 and PAC Ash Cell detection monitoring wells were conducted in May 2024 for select constituents. In addition, background sampling was conducted at Cell 3 in February 2024 and data collected will be used as part of the background data population for statistical analyses. Groundwater elevation measurements were recorded from Site monitoring wells and piezometers prior to the semi-annual sampling event to confirm groundwater flow direction, and to confirm that the groundwater monitoring well network for the CCR units

remains sufficient to monitor groundwater downgradient of the unit. Groundwater samples were collected and analyzed for Appendix I and III CCR constituents from each of the monitoring wells.

Analytical data from the February 2024 semi-annual monitoring event and the May 2024 verification resampling (February and May 2024) event have been statistically analyzed in accordance with the Site's certified statistical analysis method. Results from the February and May 2024 semi-annual monitoring event indicate statistically significant increases (SSIs) above the prediction limits for Appendix I and III CCR parameters as summarized below.

Cell 1 Appendix I and III Constituents	**February and May 2024**
Barium	GWC-4
Calcium	GWC-4, GWC-7, GWC-8A, GWC-19, and GWC-20
Chloride	GWC-4
Sulfate	GWC-4, GWC-6, and GWC-10
TDS	GWC-4
PAC Ash Cell Appendix I and III Constituents	**February and May 2024**
No SSIs	

An alternate source demonstration (ASD) for SSIs noted following the second semi-annual event in August 2023 was submitted on April 28, 2024 and is presented in Appendix F. Based on the statistical data results and supporting documentation presented in the ASDs, Georgia Power will continue detection monitoring and reporting at the Site. Reports will be posted to the website and provided to the GA Environmental Protection Division (EPD) semi-annually. The next semi-annual monitoring event is tentatively scheduled for July-August 2024.

Table of Contents

1.0 INTRODUCTION 2
1.1 Site Description and Background 2
1.2 Regional and Site Geology and Hydrogeologic Setting 2
1.3 Groundwater Monitoring Well Network 3
2.0 DETECTION MONITORING ACTIVITIES 3
2.1 Monitoring Well Installation and Maintenance 4
2.2 Detection Groundwater Monitoring 4
2.3 Surface Water Monitoring 4
2.4 Effluent Monitoring 4
2.5 Additional Sampling 4
3.0 SAMPLE METHODOLOGY AND ANALYSIS 5
3.1 Groundwater Level Measurements 5
3.2 Groundwater Gradient and Flow Velocity 5
3.3 Groundwater Sampling 5
3.4 Surface Water Sampling 6
3.5 Effluent Sampling 6
3.6 Laboratory Analyses 6
3.7 Quality Assurance and Quality Control 7
4.0 STATISTICAL ANALYSES 7
4.1 Statistical Methods 7
4.2 Statistical Analysis Results 8
4.2.1 February and May 2024 Statistical Analysis Results 8
5.0 ALTERNATE SOURCE DEMONSTRATIONS 9
6.0 MONITORING PROGRAM STATUS 10
7.0 CONCLUSIONS 10
8.0 REFERENCES 10

Tables

Table 1: Summary of Monitoring Well and Piezometer Construction Data
Table 2: Groundwater Event Summary
Table 3: Summary of Groundwater Elevations
Table 4: Groundwater Flow Velocity Calculations
Table 5A: Groundwater Analytical Data Summary – Gypsum Cell 1 Wells
Table 5B: Groundwater Analytical Data Summary – Powdered Activated Carbon (PAC) Ash Cell Wells
Table 5C: Groundwater Analytical Data Summary - Cell 3 Wells
Table 5D: Surface Water Analytical Data Summary

Figures

Figure 1: Site Location Map
Figure 2: Site Plan, Monitoring Well and Piezometer Location Map
Figure 3A: Potentiometric Surface Map - PAC Ash Cell - February 19, 2024
Figure 3B: Potentiometric Surface Map - Cell 1 - February 19, 2024

Appendices

Appendix A: Field Data Forms and Instrument Calibration Forms
Appendix B: Analytical Results, Data Validation Summaries, and Laboratory Accreditation
Appendix C: Well Condition Assessment Forms and Well Maintenance and Repair Documentation Memorandum
Appendix D: Historical Surface Water Monitoring Data
Appendix E: Statistical Analyses
Appendix F: Alternate Source Demonstration

Certification Statement

This *2024 Semi-Annual Groundwater Monitoring and Corrective Action Report, Plant Scherer Cell 1 and PAC Ash Cell* has been prepared in compliance with the United States Environmental Protection Agency Coal Combustion Residual Rule (40 Code of Federal Regulations [CFR] 257 Subpart D), specifically § 257.90(e), and the Georgia Environmental Protection Division Rules for Solid Waste Management 391-3-4-.10 by a qualified groundwater scientist or engineer with WSP USA Inc. I hereby certify that I am a qualified groundwater scientist, in accordance with the Georgia Rules of Solid Waste Management 391-3-4-.01.

WSP USA Inc. certifies that monitored constituents were below the applicable Georgia maximum contaminant levels.

WSP USA Inc.

Dawn L. Prell, CPG
Technical Principal, Hydrogeologist

Rhonda N. Quinn, PG
Georgia Registered Professional Geologist No. 1031

Mark T. Prytula, PhD, PE
Georgia Professional Engineer No. 026729

1.0 INTRODUCTION

This *2024 Semi-Annual Groundwater Monitoring and Corrective Action Report* has been prepared by WSP USA Inc. (WSP) to present results of the semi-annual monitoring event conducted in February 2024 and the verification resampling conducted in May 2024 for Georgia Power's Plant Scherer Cell 1 and Powdered Activated Carbon (PAC) Ash Cell (collectively, the Site). Monitoring and reporting for Plant Scherer was performed in accordance with the monitoring program requirements of the Georgia (GA) Department of Natural Resources Environmental Protection Division (EPD) Chapter 391-3-4-.10 Solid Waste Management; Solid Waste Permit 102-009D(CCR); and the associated *Groundwater Monitoring Plan* (GWMP), dated February 2023 (WSP 2023) and approved by GA EPD on May 9, 2023.

1.1 Site Description and Background

Plant Scherer is a coal-fired power generation facility located in northeast Monroe County approximately 5 miles south of Juliette, GA. The property occupies approximately 13,000 acres and is bounded on the south by Lake Juliette. The plant is primarily surrounded by agricultural and residential use. Figure 1 depicts the location of Plant Scherer relative to the surrounding area.

The Plant Scherer Landfill consists of a two active cells, namely, Cell 1 and PAC Ash Cell, and future Cells 2 and 3. The two active cells have been utilized since 2011 for the disposal of CCR. A third landfill disposal unit, Cell 3, is planned for construction and is undergoing background sampling. The total disposal area occupies approximately 325 acres along the northern portion of the property. Figure 2 depicts the general configuration of the landfill units and Site monitoring wells.

The Site is located within the Piedmont Physiographic Province of central Georgia, which is characterized by gently rolling hills and narrow valleys, with locally pronounced linear ridges. Overall, the property slopes gently south towards Lake Juliette and east toward the Ocmulgee River (Figure 1). The landfill is situated east/southeast of the ash pond which is in a topographically high area on the property. The landfill cells have a geosynthetic clay liner and a geomembrane, and a leachate collection and removal system in place.

1.2 Regional and Site Geology and Hydrogeologic Setting

This subsection presents a general description of regional geologic and hydrogeologic characteristics of formations that occur beneath the Site. Information presented in this subsection is based on published literature, discussion with local geologic experts, and experience working in this geologic terrain (Golder, 2022).

Plant Scherer is located within the center of the East Juliette, GA United States Geological Survey (USGS) 7.5-minute topographic quadrangle. The Piedmont/Blue Ridge geologic province contains some of the oldest rocks in the Southeastern United States. Since their origin, approximately 276 to 1,100 million years ago (Ma), these late Precambrian (Neoproterozoic) to late Paleozoic (Permian) rocks have undergone repeated cycles of igneous intrusions and extrusions, metamorphism, folding, faulting, shearing, and silicification. The latest regional metamorphism and associated deformation has been attributed to the collision of the North America plate with the Eurasian plate approximately 200 to 230 Ma. Later deformation and emplacement of mafic dikes is associated with the rifting of the North American craton during the Mesozoic and Cenozoic Eras.

The metamorphic and igneous rocks that underlie the area have been subjected to physical and chemical weathering which has created a landscape dissected by creeks and streams forming a dendritic drainage pattern. These rocks are deeply weathered due to the humid climate and bedrock is typically overlain by a variably thick

blanket of residual soils and saprolite. The overall depth of weathering in the Piedmont/Blue Ridge is generally about 20 to 60 feet; however, the depth of weathering along discontinuities and/or very feldspathic rock units may extend to depths greater than 100 feet. Because of such variations in rock types and structure, the depth of weathering can vary significantly over short horizontal distances.

The uppermost groundwater aquifer is within the overburden (soils and saprolite) at the Site. Boring logs and monitoring/piezometer installation logs were used to evaluate the hydrostratigraphy of the Site. Material types identified included residual soils, saprolitic soils, saprolitic rock (or partially weathered rock if blow counts were provided), transitionally weathered rock, and competent bedrock. Residual soils, primarily sandy silt, silty sand, sandy clay, and silty clay occur as a variably thick blanket overlying bedrock across most of the Site. The thickness of the soil encountered in the borings is variable, ranging from little to no soil where outcrop is encountered at the surface, to as much at 168 feet. Thickness of saprolitic soils and/or saprolitic rock are also variable across the Site. The saturated thickness of the overburden material ranges from 2 to over 40 feet. The screen/filter pack interval of most of the Site piezometers and monitoring wells is located within the overburden regional surficial aquifer (i.e., the water-bearing unit beneath Cell 1 and PAC Ash Cell).

Field hydraulic conductivity tests (i.e., slug tests) performed in a variety of geologic materials on site indicate an average horizontal hydraulic conductivity of 2.36 feet/day (ft/day) (Golder, 2020). This hydraulic conductivity is generally consistent with regional measurements within Piedmont overburden (Heath, 1982). In general, groundwater flow is potentially faster through the transitionally weathered zone; however, the magnitude of difference is nominal enough to not be considered relevant at this Site.

1.3 Groundwater Monitoring Well Network

A groundwater monitoring network for the units monitors the groundwater passing the waste boundary of Cell 1 and PAC Ash Cell within the uppermost aquifer. Wells are located to serve as upgradient, and downgradient wells based on groundwater flow direction as determined by the potentiometric surface elevation contour maps. Table 1 presents the pertinent well construction details for the active landfill cells at Plant Scherer.

2.0 DETECTION MONITORING ACTIVITIES

The following subsections describe monitoring-related activities performed during the semi-annual event conducted in February 2024 as well as verification resampling of selected Cell 1 and PAC Ash wells in May 2024. During the first semi-annual monitoring period, WSP collected groundwater, surface water and effluent samples between February 20 and March 4, 2024. A verification resampling event for analysis of select constituents in several Cell 1 monitoring wells (GWC-3, GWC-4, GWC-6, GWC-7, GWC-10, GWC-14, and GWC-20) and one PAC Ash Cell well (GWC-53) was conducted on May 7, 2024. Due transportation delays, the samples arrived at the laboratory outside of the preservation temperature range. Therefore, a second resampling event of selected Cell 1 monitoring wells (GWC-3, GWC-4, GWC-6, and GWC-10) and PAC Ash (GWC-53) was conducted on May 20, 2024. Table 2 presents the status of the monitoring well network for each unit. Tables 5A and 5B present analytical results collected between February 20 and May 20, 2024.

The groundwater monitoring wells near Cell 3 have been used for semi-annual water level measurements. Sampling was conducted during the February 2024 event for background sample collection. Samples from sixteen (16) monitoring wells (GWA-39 through GWA-44A, GWA-54 and GWC-30 through GWC-38) were collected for analysis of the permit-specified semi-annual monitoring parameters as well as Appendix III monitoring parameters per 40 CFR Parts 257 and 261. Analytical data for Cell 3 is provided in Appendix B and in Table 5C.

Environmental monitoring field data sheets are included in Appendix A. Field data and sampling notes for each monitoring well are recorded on the field information forms, which contain a description of the sampling equipment, calibration logs, sampling method, purge rate, field observations, and depth to water measurements at each monitoring location. Groundwater analytical data, chain of custody records, and data validation summaries are presented in Appendix B.

2.1 Monitoring Well Installation and Maintenance

There was no change to the groundwater monitoring system in 2024; the network remained the same as in the previous reporting year. Monitoring-related activities included a visual inspection of well conditions prior to sampling, recording the Site conditions, and performing exterior maintenance to provide safe access for sampling.

Monitoring wells are inspected semi-annually to determine if any repairs or corrective actions are necessary to meet the requirements of the Georgia Water Well Standards Act (O.C.G.A. § 12-5-134(5)(d)(vii)). In February 2024, monitoring wells were inspected and documented on well condition summary forms included in Appendix C. Necessary corrective actions completed for Site monitoring wells were identified and subsequently completed, as documented in the Well Maintenance and Repair Documentation Memorandum, included in Appendix C. This documentation was performed under the direction of a professional geologist or engineer registered in the State of Georgia.

2.2 Detection Groundwater Monitoring

A detection monitoring well network has been established for Cell 1 and PAC Ash Cell at Plant Scherer. Detection monitoring is performed on a semi-annual basis in accordance with the approved GA EPD Solid Waste Permit No. 102-009D(CCR) and the associated Groundwater Monitoring Plan, which was approved by GA EPD on May 9, 2023. Groundwater samples from wells in the detection monitoring system were analyzed for the permit-specified semi-annual monitoring parameters as well as Appendix III monitoring parameters per 40 CFR Parts 257 and 261.

2.3 Surface Water Monitoring

Small tributaries traverse the Site to the Ocmulgee River, which is located approximately 3,000 feet east of the facility boundary. Nine locations, as shown on Figure 2, are sampled semi-annually to determine the surface water quality of the small tributaries traversing the Site. While in detection monitoring, Appendix III constituents and other permit specified constituents will be included in semi-annual monitoring events at Cell 1 and PAC Ash Cell. Surface water sampling locations SWC-5 and SWC-9 were dry at the time of sampling, and therefore, no sample was collected from these two locations for this reporting period.

2.4 Effluent Monitoring

Effluent monitoring is performed semi-annually. The effluent sample was collected on February 29, 2024 from the point of discharge of the flue gas desulfurization (FGD) waste stream. The FGD sample was analyzed for permit-specified semi-annual monitoring parameters, and laboratory results are provided in Appendix B.

2.5 Additional Sampling

Additional sampling was conducted during the reporting period in support of alternate source demonstrations (ASDs) documented for the Site. Additional sampling included major ions (magnesium, potassium, sodium, total and bicarbonate alkalinity) for each of the detection monitoring wells for Cell 1 and PAC Ash Cell, and laboratory results are provided in Appendix B.

3.0 SAMPLE METHODOLOGY AND ANALYSIS

The following sections describe methods used to conduct groundwater monitoring at Cell 1 and PAC Ash Cell.

3.1 Groundwater Level Measurements

Prior to sampling, WSP recorded groundwater elevations from each well and piezometer on February 19, 2024. Groundwater elevation data are summarized on Table 3. The recorded water level data were used to develop potentiometric surface elevation contours that are presented on Figures 3A and 3B. Review of Figures 3A and 3B shows that groundwater generally flows south-southeast across the Cell 1 and PAC Ash Cell units, which is consistent with historical observations.

3.2 Groundwater Gradient and Flow Velocity

Groundwater flow rates at the Site were calculated based on hydraulic gradients, hydraulic conductivity from previous slug test results, and an estimated effective porosity of the screened horizon. Based on slug test data at the Site, an average hydraulic conductivity value of 2.36 feet per day (ft/day) is used in the flow calculations. The hydraulic gradients were calculated between well pairs as shown on Table 4. An effective porosity of 0.20 was used based on the default values for effective porosity recommended by US EPA for a silty sand-type soil (US EPA, 1996).

Horizontal flow velocity was calculated using the commonly used derivative of Darcy's Law:

$$V = \frac{K * i}{n_e}$$

Where:

$V =$ Groundwater flow velocity $\left(\frac{feet}{day}\right)$

$K =$ Hydraulic Conductivity of the aquifer $\left(\frac{feet}{day}\right)$

$i =$ Horizontal hydraulic gradient $\left(\frac{feet}{feet}\right)$

$n_e =$ Effective porosity

Using this equation and groundwater elevations collected during February 2024, horizontal groundwater velocities are calculated for various areas of the Site and shown in Table 4.

As presented in Table 4, groundwater flow velocity at the Site ranges from approximately 0.22 to 0.40 feet/day (approximately 80 to 146 feet/year) in February 2024 across Cell 1 and PAC Ash Cell. These calculated groundwater velocities across the Site are consistent with historical calculations.

3.3 Groundwater Sampling

Groundwater samples were collected from Site detection monitoring wells between February and March 2024. A verification sampling was conducted in May 2024 for several monitoring wells for select constituents. Original and verification results for each well and surface water location are summarized on Tables 5A, 5B, 5C, and 5D.

Monitoring wells were purged and sampled using low-flow sampling procedures. Non-dedicated, low-flow pneumatic bladder pumps were used to purge and sample the wells. Non-dedicated equipment was decontaminated in accordance with applicable US EPA operating procedures (US EPA, 2020a). During the purging of each well, field measurements of temperature, specific conductance, dissolved oxygen (DO), pH, and oxidation-reduction potential (ORP) were recorded using a SmarTroll© (In-Situ® field instrument) or an Aqua

TROLL 400 along with a separate turbidity meter to verify stabilization. Groundwater samples were collected when the following general stabilization criteria were met:

- 0.1 standard units (S.U.) for pH
- 5% for specific conductance
- 0.2 milligrams per liter (mg/L) for DO or 10% if DO > 0.5 mg/L (whichever is greater)
- Turbidity less than 5 Nephelometric Turbidity Units (NTU)

Field data and sampling notes for each monitoring well are recorded on field sampling forms, which contain a description of the sampling equipment, sampling method, purge rate, field observations, and depth to water measurements at each monitoring location. Deviations from stabilization criteria, if applicable, are identified on field sampling forms. Following well stabilization, unfiltered samples were collected directly into appropriately preserved, laboratory-supplied sample containers, placed in iced coolers, and submitted to the laboratory following standard chain-of-custody protocol. Field data forms ("Low-Flow Test Reports") generated directly from the SmarTroll® or Aqua TROLL 400, field sampling forms, and daily instrument calibration logs are included in Appendix A. Chain-of-Custody records are provided in Appendix B.

3.4 Surface Water Sampling

During the February 2024 sampling event, surface water locations SWA-1 through SWA-3 and SWC-4 through SWC-9 were sampled, except when dry, using applicable US EPA operating procedures (US EPA, 2021). No surface water sample was collected at locations SWC-5 and SWC-9 during February as they were dry at the time of sampling. Surface water samples were analyzed for target parameters, as indicated in the GWMP. The results of the first 2024 semi-annual surface water sampling event are provided in Table 5D. A tabular summary of historical surface water monitoring results is presented in Appendix D and includes data from the current monitoring event as well as each of the historical monitoring events.

Review of Table 5D and a comparison of upstream to downstream results indicate no significant changes in surface water chemistry downstream of the landfill. Thus, there is no evidence of landfill impacts to surface water at the Site.

3.5 Effluent Sampling

During this sampling event, one effluent sample was collected from the point of discharge of the FGD waste stream for Cell 1. The FGD effluent sample was analyzed for permit-specified semi-annual monitoring parameters. Results of the FGD effluent sample collected on February 29, 2024, are provided in Appendix B.

3.6 Laboratory Analyses

Cell 1, PAC Ash Cell, and Cell 3 monitoring wells were sampled and analyzed for applicable state and federal monitoring parameters pursuant to the GWMP. Analytical methods used for groundwater monitoring parameters are provided in laboratory reports in Appendix B.

Laboratory analyses were performed by Eurofins Environmental Testing (Eurofins) located in St. Louis, Missouri, Savannah, Georgia, and Orlando, Florida, which are accredited by National Environmental Laboratory Accreditation Program (NELAP) and maintains a NELAP certification for all parameters analyzed for this project.

In addition, Eurofins laboratories are certified by the State of Georgia to perform analyses. Groundwater data and chain of custody records for the monitoring events are presented in Appendix B.

3.7 Quality Assurance and Quality Control

During each the sampling event, quality assurance/quality control (QA/QC) samples were collected at a rate of one sample per every 10 samples. Equipment blanks (collected where non-dedicated sampling equipment is used), field blanks, and duplicate samples were collected during this sampling event. QA/QC sample data were evaluated during data validation and are included in Appendix B.

A value followed by a "J" flag in tables and laboratory reports indicate that the value is an estimated analyte concentration detected between the method detection limit (MDL) and the laboratory reporting limit (RL). The estimated value is positively identified but is below the lowest concentration that can be reliably quantified within specified limits of precision and accuracy under routine laboratory operating conditions.

Groundwater quality data in this report were independently validated in accordance with US EPA Region 4 Data Validation Standard Operating Procedures (US EPA, 2011a and 2011b), National Functional Guidelines for Inorganic Superfund Methods Data Review (US EPA, 2020b) and the analytical methods. Data validation generally consisted of reviewing sample integrity, holding times, laboratory method blanks, laboratory control samples, matrix spikes/matrix spike duplicate recoveries, relative percent differences (RPDs), laboratory and field duplicate RPDs, field and equipment blanks, and reporting limits. Where appropriate, validation qualifiers and flags were applied to the data per US EPA procedures and guidance. Data validation summary reports prepared by WSP are included in Appendix B. Flagged data identified in the statistical analysis reports are described in the following section. The data are considered usable for meeting project objectives and the results are considered valid.

4.0 STATISTICAL ANALYSES

Statistical analysis of groundwater monitoring data was performed on samples collected from the groundwater monitoring network following the appropriate certified statistical methodology following each sampling event.

4.1 Statistical Methods

The selected statistical method for Cell 1 and PAC Ash Cell was developed using methodology presented in *Statistical Analysis of Groundwater Data at RCRA Facilities, Unified Guidance,* March 2009, US EPA 530/R-09-007 (Unified Guidance). Sanitas Statistical Software (Sanitas™) was used to perform the statistical analyses. Sanitas™ is a decision-support software package that incorporates the statistical tests required of Subtitle C and D facilities by US EPA regulations and guidance as recommended in the Unified Guidance (US EPA, 2009).

Groundwater quality data for Cell 1 were evaluated using a combination of interwell and intrawell prediction limits for required parameters. Intrawell methods utilize historical data from within a given well to establish a statistical limit for comparison of compliance data. As a result, each parameter will have a different statistical limit for each well. Data from the February 2024 detection monitoring event is compared to the calculated statistical limits (utilizing historical data through December 2022 in applicable cases for Cell 1 and August 2022 for PAC Ash Cell) to determine whether any concentrations exceed background levels. Interwell statistical analyses pools upgradient data to calculate a prediction limit for which downgradient data is compared. The selected statistical method(s) uses an optional 1-of-2 verification resample plan. When an initial statistically significant increase (SSI) or questionable result occurs, a second sample may be collected to verify the initial result or determine if the

result was an outlier. If the initial finding was not verified by resampling, the resampled value replaced the initial finding. When the resample confirms the initial finding, both values remain in the database and an SSI is declared.

Intrawell prediction limits are constructed from historical data within a given well, and the most recent sample is compared to background. Intrawell statistical methods are a conservative first step that may be overly sensitive to natural variation, particularly for constituents at low or near background concentrations that can vary naturally with variations in groundwater flow conditions. Therefore, for instances where an apparent SSI is identified by intrawell statistical methods, interwell statistical methods may be used as a reasonable second step to determine if the initial exceedance is below Site-wide background.

4.2 Statistical Analysis Results

The calculated prediction limits and the statistical analysis (Sanitas™) results are included in Appendix E. Following the statistical methods described above, including the two-step analyses for the February 2024 and the verification sampling events in May 2024, the statistical results for the first semi-annual 2024 monitoring event are summarized below.

4.2.1 February and May 2024 Statistical Analysis Results

Following the statistical methods described above, including the two-step analyses, the following table presents the SSIs noted following the first semi-annual 2024 monitoring event including both the February and May 2024 sampling events.

February and May 2024 Statistically Significant Increase Summary

Well	Parameter	Concentration (mg/L) February and May 2024	Intrawell Upper Prediction Limit (mg/L)	Interwell Upper Prediction Limit (mg/L)
Cell 1				
GWC-4	Barium[1]	0.10 / NA	0.05318	0.051
GWC-4	Chloride	21 / 28	16.42	7.2
GWC-4	TDS[1]	260 / NA	178.1	137.2
GWC-4	Sulfate[1]	84 / NA	6.288	3.5
GWC-4	Calcium[1]	31 / NA	17.6	15
GWC-19	Calcium[1]	19 / NA	15.99	15
GWC-20	Calcium[1]	17 / NA	15.76	15
GWC-7	Calcium	17 / 17	16	15
GWC-8A	Calcium[1]	49 / NA	45.47	15
GWC-6	Sulfate	25 / 18	17.05	3.5
GWC-10	Sulfate	4.7 / 3.9	1.2	3.5
PAC Ash Cell – No Exceedances				

[1] NA indicates the analyte was not included during resampling.

Concentrations of Appendix I and Appendix III constituents are below respective prediction limits for each of the Cell 1 and PAC Ash Cell monitoring wells during the first semi-annual 2024 monitoring event with the exceptions noted above. Apparent statistical exceedances for barium, chloride, calcium, TDS, and sulfate are noted for select monitoring wells at Cell 1. No statistical exceedances were identified in PAC Ash Cell monitoring wells.

5.0 ALTERNATE SOURCE DEMONSTRATIONS

In response to the August 2023 SSIs, barium, calcium, sulfate, and TDS at various wells downgradient of Cell 1, an ASD was submitted on April 28, 2024 following the options of 40 CFR § 257.95 and 391-3-4-.10(6) (Appendix F). The ASD concluded that the statistical exceedances above the prediction limits identified following the second semi-annual monitoring event in 2023 are the result of natural variability in groundwater chemistry.

PREVIOUS SITE SOURCE DEMONSTRATIONS

ASDs have been previously prepared to address prior SSIs above background for Appendix I and Appendix III constituents at the Site. These ASDs were previously submitted to GA EPD under separate report covers. Based on EPD guidance, many of these ASDs no longer require concurrence because constituents have not been detected above background for two consecutive events, which supports the determinations of natural variability presented in those ASDs. The SSIs that have been identified within the past 12 months (2 previous sampling events) and have been addressed by ASDs are listed below.

Alternate Source Demonstration	Constituent	Well	Status of Approval by GA EPD
Alternate Source Demonstration Plant Scherer Cell 1 and PAC Ash Cell Permit No. 102.009D(LI), 2023 First Semi-Annual Event, November 29, 2023	Barium	GWC-4	Submitted
	Nickel[1]	GWC-2	
	Nickel[1]	GWC-10	
	Sulfate[1]	GWC-3	
	Sulfate	GWC-10	
	TDS	GWC-4	
Alternate Source Demonstration Plant Scherer Cell 1 and PAC Ash Cell Permit No. 102.009D(LI), 2023 Second Semi-Annual Event, April 28, 2024	Barium	GWC-4	Submitted
	Calcium	GWC-4	
	Calcium	GWC-8A	
	Calcium	GWC-19	
	Calcium	GWC-20	
	Chloride[1]	GWC-53	
	Sulfate	GWC-4	
	TDS	GWC-4	

Note:
[1] Analyte concentration in the specified well, is not an SSI based on recent results from the first semi-annual sampling event of 2024.

6.0 MONITORING PROGRAM STATUS

Plant Scherer Cell 1 and PAC Ash Cell remain in detection monitoring. Table 2 presents the status of each well within the certified monitoring network for Cell 1 and PAC Ash Cell, respectively. SSIs of barium, calcium, chloride, TDS, and sulfate identified during the August 2023 event have been addressed by an ASD (WSP, 2024a). The SSIs reported for the February and May 2024 monitoring events (barium, calcium, chloride, sulfate, and TDS) will be addressed in a forthcoming ASD under separate cover. As such, Cell 1 and PAC Ash Cell will remain in detection monitoring. The next semi-annual groundwater sampling event is scheduled for July-August 2024.

7.0 CONCLUSIONS

This 2024 Semi-Annual *Groundwater Monitoring and Corrective Action Report*, Georgia Power Plant Scherer Cell 1 and PAC Ash Cell has been prepared to fulfill the requirements of 40 CFR 257, Georgia EPD SWMR 391-3-4-.14, the May 9, 2023, CCR Solid Waste Handling Permit 102-009D (CCR), and the Site's GWMP. Samples were obtained between February 20 and March 4, 2024 with verification resampling conducted on May 7 and 20, 2024 during the first semi-annual event. The groundwater flow direction and rates observed during the first half of 2024 are consistent with historical evaluations.

Review of analytical results and statistical analyses using the two-step method developed for the Site identified statistical exceedances above background in the first semi-annual 2024 sampling event. Preparation of an ASD is underway to address each of these SSIs. The ASD will be submitted within the timeline required by 40 CFR § 257.95 and 391-3-4-.10(6). The monitoring well network continues to effectively monitor the water-bearing unit beneath Cell 1 and PAC Ash Cell.

Based on the findings presented herein, Plant Scherer Cell 1 and PAC Ash Cell will continue with detection groundwater monitoring and reporting. The next semi-annual sampling event is tentatively scheduled in July-August 2024.

8.0 REFERENCES

Georgia Department of Natural Resources Environmental Protection Division Chapter 391-3-4 Solid Waste Management; 2010 Solid Waste Permit 102-009S(CCR).

Georgia Department of Natural Resources Environmental Protection Division Chapter 391-3-4 Solid Waste Management; May 9, 2023, Solid Waste Permit 102-009D(CCR).

Golder, 2022, *Hydrogeologic Assessment Report, Plant Scherer Ash Pond 1*, Golder Associates USA Inc., September 2022.

Heath, R.C., 1982, Basic Ground-Water Hydrology. Water Supply Paper 2220. U.S. Geological Survey, Federal Center, Box 25425, Denver, Colorado.

Paar, J.G. & Porterfield, D.R. *Evaluation of Radiochemical Data Usability.* United States Department of Energy, Office of Environmental Restoration and Waste Management, Oak Ridge National Laboratory, April 1997.
Sanitas: Groundwater Statistical Software (2014), Sanitas Technologies, Shawnee, KS, 2007.

Southern Company Generation Engineering and Construction Services, 2010. Groundwater Monitoring Plan Narrative of the Design & Operations (D&O) Plan for Plant Scherer Coal Combustion By-Product CCB Disposal Facility, February 26, 2010.

US EPA, 1996, *Soil Screening Guidance: User's Guide,* Second Edition, EPA/540/R-96-018, July.

US EPA, 2009, Statistical Analysis of Groundwater Monitoring Data at RCRA Facilities Unified Guidance, EPA 530-R-09-007.

US EPA, September 2011a, U.S. Environmental Protection Agency Region 4, Science and Ecosystem Support Division, Quality Assurance Section, MTSB, Data Validation Standard Operating Procedures for Contract Laboratory Program Inorganic Data by Inductively Coupled Plasma – Atomic Emission Spectroscopy and Inductively Coupled Plasma – Mass Spectroscopy, Revision 2.0.

US EPA, September 2011b, U.S. Environmental Protection Agency Region 4, Science and Ecosystem Support Division, Quality Assurance Section, MTSB, Data Validation Standard Operating Procedures for Contract Laboratory Program Mercury Data by Cold Vapor Atomic Absorption, Revision 2.0.

US EPA, 2020a, Laboratory Services and Applied Science Division, Operating Procedure, *Field Equipment Cleaning and Decontamination*, June 2020

US EPA, 2020b, National Functional Guidelines for Inorganic Superfund Methods Data Review, Office of Superfund Remediation and Technology Innovation. OLEM 9240.0-51 [EPA 540-R-20-005]. Washington. DC, November 2020.

US EPA, 2021, Laboratory Services and Applied Science Division, Operating Procedure, *Surface Water Sampling* December 2021.

WSP, 2023. *Groundwater Monitoring Plan*, Plant Scherer Coal Combustion Residuals CCR Landfill, WSP USA Inc., February 2023.

WSP, 2024a. *Alternate Source Demonstration Georgia Power Company* – Plant Scherer Cell 1 and PAC Ash Cell Permit No. 102.009S(CCR) 2023 Second Semi-Annual Event, WSP USA Inc., April 28, 2024.

Tables

Table 1
Summary of Monitoring Well and Piezometer Construction Data
Georgia Power Company
Plant Scherer - Cell 1 and PAC Ash Cell
Monroe County, GA

Well ID	Compliance Purpose	Location	Northing[1]	Easting[1]	Ground Surface Elevation (feet)[2]	Top of Casing Elevation (feet)[2]	Top of Screen Elevation[3] (feet)	Bottom of Screen Elevation[3] (feet)	Total Well Depth[4] (feet below land surface)	Groundwater Zone Screened	Installation Date
GYPSUM CELL 1											
GWA-15	Detection	Upgradient	1120009.40	2409282.43	411.70	415.01	395.51	385.51	26.20	Overburden	11/04/2009
GWA-16	Detection	Upgradient	1120248.68	2409579.75	440.91	444.24	396.71	386.71	54.48	Overburden	10/13/2009
GWA-17	Detection	Upgradient	1120210.57	2409946.73	442.82	445.84	409.27	399.27	43.72	Overburden	09/28/2009
GWC-1	Detection	Downgradient	1120077.85	2411555.32	371.60	374.95	346.91	336.91	34.85	Overburden	10/28/2009
GWC-2	Detection	Downgradient	1119816.59	2411493.53	376.90	380.22	332.12	322.12	54.88	Overburden	10/08/2009
GWC-3	Detection	Downgradient	1119613.94	2411202.40	409.60	412.66	373.20	363.20	46.41	Overburden	10/29/2009
GWC-4	Detection	Downgradient	1119255.96	2411041.82	408.40	411.75	378.70	368.70	39.91	Overburden	11/21/2009
GWC-5	Detection	Downgradient	1118897.72	2411025.88	393.27	396.69	372.84	362.84	30.66	Overburden	10/22/2009
GWC-6	Detection	Downgradient	1118575.69	2410872.56	412.38	415.80	377.52	367.52	45.10	Bedrock	10/21/2009
GWC-7	Detection	Downgradient	1118243.67	2410645.91	414.41	418.27	369.84	359.84	54.78	Overburden	10/20/2009
GWC-8A	Detection	Downgradient	1117917.32	2410375.16	398.60	401.62	364.30	354.30	45.00	Overburden	03/29/2017
GWC-9	Detection	Downgradient	1117955.40	2410167.75	382.81	386.18	376.02	366.02	16.88	Overburden	11/04/2009
GWC-10	Detection	Downgradient	1118306.77	2410018.28	388.89	392.87	367.50	357.50	31.68	Overburden	11/03/2009
GWC-11	Detection	Downgradient	1118648.98	2409778.84	398.81	402.33	377.81	367.81	31.10	Overburden	11/03/2009
GWC-12	Detection	Downgradient	1118977.87	2409554.57	409.16	412.89	384.94	374.94	34.40	Overburden	11/03/2009
GWC-13	Detection	Downgradient	1119338.68	2409390.95	416.51	419.77	386.52	376.52	40.06	Overburden	11/02/2009
GWC-14	Detection	Downgradient	1119655.05	2409111.75	400.16	403.60	386.09	376.09	24.13	Overburden	11/04/2009
GWC-18	Detection	Downgradient	1119998.73	2410261.85	436.30	439.66	389.49	379.49	57.03	Overburden	09/29/2009
GWC-19	Detection	Downgradient	1119645.70	2410713.20	426.29	430.20	382.45	372.45	54.10	Overburden	10/02/2009
GWC-20	Detection	Downgradient	1119950.51	2411195.38	422.98	426.30	363.85	353.85	69.40	Overburden	10/06/2009

Table 1
Summary of Monitoring Well and Piezometer Construction Data
Georgia Power Company
Plant Scherer - Cell 1 and PAC Ash Cell
Monroe County, GA

Well ID	Compliance Purpose	Location	Northing[1]	Easting[1]	Ground Surface Elevation (feet)[2]	Top of Casing Elevation (feet)[2]	Top of Screen Elevation[3] (feet)	Bottom of Screen Elevation[3] (feet)	Total Well Depth[4] (feet below land surface)	Groundwater Zone Screened	Installation Date
PAC ASH CELL											
GWA-21	Detection	Upgradient	1120675.73	2409462.70	419.70	422.58	412.04	402.04	17.82	Overburden	06/29/2010
GWA-22	Detection	Upgradient	1120962.12	2409473.22	442.01	444.50	412.29	402.29	40.00	Overburden/Bedrock	06/30/2010
GWA-45	Detection	Upgradient	1120669.03	2407889.56	448.28	451.08	425.99	415.99	32.72	Overburden	06/23/2010
GWA-46	Detection	Upgradient	1120783.23	2408235.69	458.32	461.13	424.38	414.38	44.17	Overburden	06/23/2010
GWA-47	Detection	Upgradient	1120862.63	2408585.01	462.90	465.77	421.74	411.74	51.33	Overburden	06/22/2010
GWA-48	Detection	Upgradient	1120953.42	2408939.48	458.85	461.73	407.74	397.74	61.22	Overburden	06/22/2010
GWA-49	Detection	Upgradient	1121030.08	2409288.38	429.86	432.88	401.81	391.81	38.08	Overburden	06/21/2010
GWC-29	Detection	Downgradient	1119875.58	2408717.95	396.88	399.64	382.78	372.78	24.36	Overburden	06/28/2010
GWC-50	Detection	Downgradient	1119917.51	2408956.10	404.34	407.16	380.88	370.88	33.64	Overburden	06/28/2010
GWC-51	Detection	Downgradient	1119835.51	2408436.95	407.27	410.15	393.78	383.78	23.95	Overburden	07/27/2010
GWC-52	Detection	Downgradient	1119972.34	2408203.99	414.38	417.13	394.53	384.53	30.17	Overburden	06/24/2010
GWC-53	Detection	Downgradient	1120319.65	2407943.05	432.90	435.83	412.84	402.84	30.07	Overburden	06/23/2010
CELL 3											
GWA-39	Detection	Upgradient	1116967.57	2408671.68	454.24	457.62	405.24	395.24	59.00	Bedrock	12/20/2019
GWA-40	Detection	Upgradient	1117365.24	2408730.04	461.15	463.84	427.15	417.15	44.80	Overburden	12/18/2020
GWA-41	Detection	Upgradient	1118096.97	2408412.15	431.45	434.12	403.75	393.75	38.70	Overburden	01/26/2020
GWA-42	Detection	Upgradient	1118500.68	2408233.53	402.17	405.19	393.37	383.37	18.80	Overburden	01/27/2020
GWA-43	Detection	Upgradient	1118861.38	2408484.42	398.12	400.94	389.12	379.12	19.00	Overburden	01/26/2020
GWA-44A	Detection	Upgradient	1119296.99	2408569.76	396.48	399.62	386.58	376.58	19.90	Overburden	5/21/2020
GWA-54	Detection	Upgradient	1117751.40	2408588.52	448.58	451.49	409.83	399.83	50.00	Bedrock	12/21/2020
GWC-30	Detection	Downgradient	1119366.69	2408976.35	392.04	394.49	384.04	374.04	18.00	Overburden/Bedrock	01/24/2020
GWC-31	Detection	Downgradient	1118970.00	2409062.02	389.98	392.78	380.68	370.68	19.30	Overburden	01/23/2020
GWC-32	Detection	Downgradient	1118749.53	2409084.83	406.95	410.03	381.95	371.95	36.00	Overburden	01/21/2020
GWC-33A	Detection	Downgradient	1118458.68	2409359.58	390.87	393.96	376.87	366.87	24.00	Overburden	5/27/2020
GWC-34	Detection	Downgradient	1118248.26	2409680.41	386.23	389.29	377.23	367.23	19.00	Overburden	01/13/2020
GWC-35	Detection	Downgradient	1117860.46	2409906.21	385.10	387.90	375.10	365.10	21.00	Overburden	01/12/2020
GWC-36	Detection	Downgradient	1117561.29	2409681.44	422.02	425.12	386.62	376.62	45.40	Overburden	01/10/2020
GWC-37	Detection	Downgradient	1117239.70	2409636.56	427.23	429.80	395.23	385.23	43.00	Overburden	01/08/2020
GWC-38	Detection	Downgradient	1116786.45	2409533.11	415.98	418.68	386.98	376.98	39.00	Overburden	01/07/2020

Notes:
[1] Coordinates are in feet relative to North American Datum (NAD) 1983, State Plane, Georgia-West.
[2] Elevations shown are in datum NAVD88, which indicates feet (ft) in elevation referenced to the North American Vertical Datum 1988.
[3] Well screen elevations are calculated by subtracting the depths to top and bottom of the well screen from the ground surface elevation.
[4] Total well depth accounts for sump if data provided on well construction logs.

Table 2
Groundwater Event Summary
Georgia Power Company
Plant Scherer - Cell 1 and PAC Ash Cell
Monroe County, GA

Well ID	Hydraulic Location	Compliance Purpose	February - March 2024	February 2024	May 2024
			Assessment	Background	Resample
Gypsum/Landfill Cell 1					
GWA-15	Upgradient	Detection	X		
GWA-16	Upgradient	Detection	X		
GWA-17	Upgradient	Detection	X		
GWC-1	Downgradient	Detection	X		
GWC-2	Downgradient	Detection	X		
GWC-3	Downgradient	Detection	X		X
GWC-4	Downgradient	Detection	X		X
GWC-5	Downgradient	Detection	X		
GWC-6	Downgradient	Detection	X		X
GWC-7	Downgradient	Detection	X		X
GWC-8A	Downgradient	Detection	X		
GWC-9	Downgradient	Detection	X		
GWC-10	Downgradient	Detection	X		X
GWC-11	Downgradient	Detection	X		
GWC-12	Downgradient	Detection	X		
GWC-13	Downgradient	Detection	X		
GWC-14	Downgradient	Detection	X		X
GWC-18	Downgradient	Detection	X		
GWC-19	Downgradient	Detection	X		
GWC-20	Downgradient	Detection	X		X
Powdered Activated Carbon (PAC) Ash Cell					
GWA-21	Upgradient	Detection	X		
GWA-22	Upgradient	Detection	X		
GWA-45	Upgradient	Detection	X		
GWA-46	Upgradient	Detection	X		
GWA-47	Upgradient	Detection	X		
GWA-48	Upgradient	Detection	X		
GWA-49	Upgradient	Detection	X		
GWC-29	Downgradient	Detection	X		
GWC-50	Downgradient	Detection	X		
GWC-51	Downgradient	Detection	X		
GWC-52	Downgradient	Detection	X		
GWC-53	Downgradient	Detection	X		X

Table 2
Groundwater Event Summary
Georgia Power Company
Plant Scherer - Cell 1 and PAC Ash Cell
Monroe County, GA

Well ID	Hydraulic Location	Compliance Purpose	February - March 2024	February 2024	May 2024
			Assessment	Background	Resample
Landfill Cell 3					
GWC-30	Downgradient	Background		X	
GWC-31	Downgradient	Background		X	
GWC-32	Downgradient	Background		X	
GWC-33A	Downgradient	Background		X	
GWC-34	Downgradient	Background		X	
GWC-35	Downgradient	Background		X	
GWC-36	Downgradient	Background		X	
GWC-37	Downgradient	Background		X	
GWC-38	Downgradient	Background		X	
GWA-39	Upgradient	Background		X	
GWA-40	Upgradient	Background		X	
GWA-41	Upgradient	Background		X	
GWA-42	Upgradient	Background		X	
GWA-43	Upgradient	Background		X	
GWA-44A	Upgradient	Background		X	
GWA-54	Upgradient	Background		X	

Notes:
X - Indicates well sampled during event
Re-sample events were conducted on May 07 and May 20, 2024.

Table 3
Summary of Groundwater Elevations
Georgia Power Company
Plant Scherer - Cell 1 and PAC Ash Cell
Monroe County, GA

		February 19, 2024	
Well ID	Top of Casing Elevation (feet, NAVD 88)	Depth to Water (feet, btoc)	Groundwater Elevation (feet, NAVD 88)
GYPSUM CELL 1			
GWC-1	374.95	8.27	366.68
GWC-2	380.22	12.46	367.76
GWC-3	412.66	36.97	375.69
GWC-4	411.75	32.89	378.86
GWC-5	396.69	20.44	376.25
GWC-6	415.80	39.80	376.00
GWC-7	418.27	42.63	375.64
GWC-8A	401.62	22.18	379.44
GWC-9	386.18	6.68	379.50
GWC-10	392.87	10.01	382.86
GWC-11	402.33	16.88	385.45
GWC-12	412.89	24.30	388.59
GWC-13	419.77	28.94	390.83
GWC-14	403.60	12.02	391.58
GWA-15	415.01	11.31	403.70
GWA-16	444.24	32.88	411.36
GWA-17	445.84	31.45	414.39
GWC-18	439.66	35.16	404.50
GWC-19	430.20	38.46	391.74
GWC-20	426.30	45.61	380.69

Table 3
Summary of Groundwater Elevations
Georgia Power Company
Plant Scherer - Cell 1 and PAC Ash Cell
Monroe County, GA

		February 19, 2024	
Well ID	Top of Casing Elevation (feet, NAVD 88)	Depth to Water (feet, btoc)	Groundwater Elevation (feet, NAVD 88)
PAC ASH CELL			
GWA-21	422.58	4.75	417.83
GWA-22	444.50	24.00	420.50
GWC-29	399.64	5.80	393.84
GWA-45	451.08	15.80	435.28
GWA-46	461.13	32.95	428.18
GWA-47	465.77	40.65	425.12
GWA-48	461.73	38.52	423.21
GWA-49	432.88	10.55	422.33
GWC-50	407.16	8.90	398.26
GWC-51	410.15	8.61	401.54
GWC-52	417.13	9.20	407.93
GWC-53	435.83	10.80	425.03
CELL 3			
GWA-39	457.62	28.28	429.34
GWA-40	463.84	34.62	429.22
GWA-41	434.12	11.93	422.19
GWA-42	405.19	4.75	400.44
GWA-43	400.94	3.97	396.97
GWA-44A	399.62	3.80	395.82
GWA-54	451.49	26.78	424.71
GWC-30	394.49	5.77	388.72
GWC-31	392.78	5.36	387.42
GWC-32	410.03	23.35	386.68
GWC-33A	393.96	9.45	384.51
GWC-34	389.29	7.32	381.97
GWC-35	387.90	4.55	383.35
GWC-36	425.12	31.69	393.43
GWC-37	429.80	22.70	407.10
GWC-38	418.68	10.97	407.71

Notes:
NAVD 88 indicates feet (ft) in elevation referenced to the North American Vertical Datum 1988.
feet, btoc indicates feet below top of well casing

Table 4
Groundwater Flow Velocity Calculations
Georgia Power Company
Plant Scherer - Cell 1 and PAC Ash Cell
Monroe County, GA

Gauging Event	Well Pair	Groundwater Elevations in Well Pairs (ft)		Change in Elevation (ft)	Distance Between Well 1 and Well 2 (ft)	Hydraulic Gradient (i) (ft/ft)	Average Hydraulic Conductivity (K) (ft/day)	Estimated Effective Porosity (ne)	Calculated Groundwater Flow Velocity (V) (ft/day)	Calculated Groundwater Flow Velocity (V) (ft/year)
February 2024	GWA-17 to GWC-7	414.39	375.64	38.75	2088	0.019	2.36	0.2	0.22	80
February 2024	GWA-45 to GWC-51	435.28	401.54	33.74	997	0.034	2.36	0.2	0.40	146
February 2024	GWA-47 to GWC-50	425.12	398.26	26.86	1015	0.026	2.36	0.2	0.31	114
February 2024	GWC-19 to GWC-3	391.74	375.69	16.05	491	0.033	2.36	0.2	0.39	142

Notes:
1. ft – feet
2. Hydraulic conductivity values are based on historic aquifer performance tests. Revised March 2017.
3. Effective porosity based on default values for effective porosity recommended by USEPA for a silty sand-type soil (US EPA, 1996).
4. Groundwater flow velocity equation: V= (K* i)/ne

Table 5A
Groundwater Analytical Data Summary
Gypsum Cell 1 Wells
Georgia Power Company
Plant Scherer - Cell 1 and PAC Ash Cell
Monroe County, GA

	Sample Location	GWA-15	GWA-16	GWA-17	GWC-1	GWC-2	GWC-3	*GWC-3	GWC-4	*GWC-4
	Sample Date	03/04/2024	02/28/2024	02/28/2024	03/01/2024	03/01/2024	03/04/2024	05/20/2024	02/29/2024	05/20/2024
ANALYTE	UNITS									
APPENDIX III										
Boron	mg/L	< 0.022	< 0.022	< 0.022	< 0.022	0.023 J	< 0.022	NA	< 0.022	NA
Calcium	mg/L	3.8	15	9.0	18	18	8.9	NA	31	NA
Chloride	mg/L	5.6	1.6	1.4	4.2	2.5	3.0	NA	21	28
Fluoride	mg/L	< 0.040	< 0.040	< 0.040	< 0.20	< 0.20	< 0.040	NA	< 0.40	NA
pH, Field	SU	5.24	6.49	6.41	6.71	6.50	6.11	5.90	6.31	6.08
Sulfate	mg/L	2.8	< 0.40	< 0.40	0.79 J	1.2	10	0.64 J	84	NA
TDS	mg/L	41	100	85	150	140	99	NA	260	NA
STATE PARAMETERS										
Antimony	mg/L	< 0.00034	< 0.00034	< 0.00034	< 0.00034	< 0.00034	0.0013 J	NA	< 0.00034	NA
Arsenic	mg/L	< 0.00086	< 0.00086	< 0.00086	< 0.00086	< 0.00086	< 0.00086	NA	< 0.00086	NA
Barium	mg/L	0.010	0.030	0.032	0.048	0.046	0.019	NA	0.10	NA
Beryllium	mg/L	< 0.00020	< 0.00020	< 0.00020	< 0.00020	< 0.00020	< 0.00020	NA	< 0.00020	NA
Cadmium	mg/L	< 0.000078	< 0.000078	< 0.000078	< 0.000078	< 0.000078	< 0.000078	NA	< 0.000078	NA
Chromium	mg/L	< 0.0012	0.0071	0.0096	0.014	0.011	0.014	NA	0.0038	NA
Cobalt	mg/L	0.0026	< 0.00022	< 0.00022	< 0.00022	< 0.00022	< 0.00022	NA	< 0.00022	NA
Copper	mg/L	< 0.0011	< 0.0011	< 0.0011	< 0.0011	< 0.0011	< 0.0011	NA	< 0.0011	NA
Lead	mg/L	< 0.00021	< 0.00021	< 0.00021	0.00028 J	< 0.00021	< 0.00021	NA	< 0.00021	NA
Mercury	mg/L	< 0.000080	< 0.000080	< 0.000080	< 0.000080	< 0.000080	< 0.000080	NA	< 0.000080	NA
Nickel	mg/L	< 0.00042	< 0.00042	< 0.00042	0.00096 J	0.0018	0.0014	NA	0.0015	NA
Selenium	mg/L	< 0.00099	< 0.00099	< 0.00099	< 0.00099	< 0.00099	< 0.00099	NA	0.0042 J	NA
Silver	mg/L	< 0.00039	< 0.00039	< 0.00039	< 0.00039	< 0.00039	< 0.00039	NA	< 0.00039	NA
Thallium	mg/L	< 0.00026	< 0.00026	< 0.00026	< 0.00026	< 0.00026	< 0.00026	NA	< 0.00026	NA
Vanadium	mg/L	0.00066 J	0.0087	0.0056	0.018	0.015	0.0051	NA	0.0049	NA
Zinc	mg/L	< 0.0028	< 0.0028	< 0.0028	0.0040 J	< 0.0028	< 0.0028	NA	< 0.0028	NA
Additional Parameters										
Bicarbonate Alkalinity as CaCO3	mg/L	39	72	59	100	96	44	NA	63	NA
Carbonate Alkalinity as CaCO3	mg/L	< 5.0	< 5.0	< 5.0	< 5.0	< 5.0	< 5.0	NA	< 5.0	NA
Total Alkalinity as CaCO3	mg/L	39	72	59	100	96	44	NA	63	NA
Magnesium	mg/L	2.0	4.9	3.6	8.9	8.5	4.8	NA	19	NA
Potassium	mg/L	0.14 J	1.1	1.1	0.97	1.3	2.6	NA	1.8	NA
Sodium	mg/L	5.1	11	10	11	9.6	6.4	NA	15	NA

Notes:
mg/L - milligrams per liter; SU - Standard Units
NA - Indicates not analyzed
< indicates the substance was not detected above the method detection limit (MDL). The value displayed is the MDL.
J - The result is an estimated concentration. "J" qualifiers are applied by the laboratory when the concentration reported is above the method detection limit, but below the laboratory reporting limit.
* indicates the analyte was resampled on May 7 or May 20, 2024. Both the original and resample results are shown.

Table 5A
Groundwater Analytical Data Summary
Gypsum Cell 1 Wells
Georgia Power Company
Plant Scherer - Cell 1 and PAC Ash Cell
Monroe County, GA

	Sample Location	GWC-5	GWC-6	*GWC-6	GWC-7	*GWC-7	GWC-8A	GWC-9	GWC-10	*GWC-10
	Sample Date	02/29/2024	02/29/2024	05/20/2024	02/29/2024	05/07/2024	02/29/2024	03/01/2024	03/01/2024	05/20/2024
ANALYTE	UNITS									
APPENDIX III										
Boron	mg/L	0.17	< 0.022	NA	< 0.022	NA	0.15	0.085	< 0.022	NA
Calcium	mg/L	30	20	14	17	17	49	20	20	NA
Chloride	mg/L	8.2	7.0	NA	4.8	NA	8.1	5.2	5.0	NA
Fluoride	mg/L	< 0.40	< 0.20	NA	< 0.20	NA	< 0.20	< 0.20	< 0.20	NA
pH, Field	SU	6.25	6.37	6.16	6.57	6.30	6.52	6.82	6.47	6.28
Sulfate	mg/L	75	25	18	1.5	NA	18	17	4.7	3.9
TDS	mg/L	190	160	NA	130	NA	270	160	150	NA
APPENDIX IV										
Antimony	mg/L	< 0.00034	< 0.00034	NA	< 0.00034	NA	< 0.00034	< 0.00034	< 0.00034	NA
Arsenic	mg/L	< 0.00086	< 0.00086	NA	< 0.00086	NA	0.00089 J	< 0.00086	< 0.00086	NA
Barium	mg/L	0.042	0.060	NA	0.041	NA	0.042	0.026	0.036	NA
Beryllium	mg/L	< 0.00020	< 0.00020	NA	< 0.00020	NA	< 0.00020	< 0.00020	< 0.00020	NA
Cadmium	mg/L	< 0.000078	< 0.000078	NA	< 0.000078	NA	< 0.000078	< 0.000078	< 0.000078	NA
Chromium	mg/L	0.0074	0.0051	NA	0.012	NA	< 0.0012	0.0092	0.019	NA
Cobalt	mg/L	< 0.00022	< 0.00022	NA	< 0.00022	NA	0.0031	< 0.00022	< 0.00022	NA
Copper	mg/L	< 0.0011	< 0.0011	NA	< 0.0011	NA	< 0.0011	< 0.0011	< 0.0011	NA
Lead	mg/L	< 0.00021	< 0.00021	NA	< 0.00021	NA	0.00021 J	< 0.00021	< 0.00021	NA
Mercury	mg/L	< 0.000080	< 0.000080	NA	< 0.000080	NA	< 0.000080	< 0.000080	< 0.000080	NA
Nickel	mg/L	0.00049 J	0.00098 J	NA	< 0.00042	NA	0.0055	0.00086 J	0.0048	0.0016
Selenium	mg/L	0.0018 J	< 0.00099	NA	< 0.00099	NA	< 0.00099	< 0.00099	< 0.00099	NA
Silver	mg/L	< 0.00039	< 0.00039	NA	< 0.00039	NA	< 0.00039	< 0.00039	< 0.00039	NA
Thallium	mg/L	< 0.00026	< 0.00026	NA	< 0.00026	NA	< 0.00026	< 0.00026	< 0.00026	NA
Vanadium	mg/L	0.0029	0.0093	NA	0.013	NA	< 0.00063	0.016	0.013	NA
Zinc	mg/L	< 0.0028	< 0.0028	NA	< 0.0028	NA	< 0.0028	< 0.0028	< 0.0028	NA
Additional Parameters										
Bicarbonate Alkalinity as CaCO3	mg/L	73	81	NA	82	NA	230	88	99	NA
Carbonate Alkalinity as CaCO3	mg/L	< 5.0	< 5.0	NA	< 5.0	NA	< 5.0	< 5.0	< 5.0	NA
Total Alkalinity as CaCO3	mg/L	73	81	NA	82	NA	230	88	99	NA
Magnesium	mg/L	16	9.6	NA	8.0	NA	24	9.3	9.8	NA
Potassium	mg/L	1.1	1.8	NA	1.2	NA	2.3	1.2	1.0	NA
Sodium	mg/L	14	11	NA	9.5	NA	15	9.3	8.3	NA

Notes:
mg/L - milligrams per liter; SU - Standard Units
NA - Indicates not analyzed
< indicates the substance was not detected above the method detection limit (MDL). The value displayed is the MDL.
J - The result is an estimated concentration. "J" qualifiers are applied by the laboratory when the concentration reported is above the method detection limit, but below the laboratory reporting limit.
* indicates the analyte was resampled on May 7 or May 20, 2024. Both the original and resample results are shown.

Table 5A
Groundwater Analytical Data Summary
Gypsum Cell 1 Wells
Georgia Power Company
Plant Scherer - Cell 1 and PAC Ash Cell
Monroe County, GA

	Sample Location	GWC-11	GWC-12	GWC-13	GWC-14	*GWC-14	GWC-18	GWC-19	GWC-20	*GWC-20
	Sample Date	02/29/2024	02/29/2024	03/01/2024	03/01/2024	05/07/2024	02/29/2024	02/29/2024	03/01/2024	05/07/2024
ANALYTE	UNITS									
APPENDIX III										
Boron	mg/L	< 0.022	0.024 J	< 0.022	< 0.022	NA	< 0.022	< 0.022	0.025 J	NA
Calcium	mg/L	14	1.4	7.6	7.6	NA	11	19	17	NA
Chloride	mg/L	2.2	2.3	1.8	4.7	NA	3.2	3.1	2.5	NA
Fluoride	mg/L	< 0.20	< 0.20	< 0.20	< 0.20	NA	< 0.20	< 0.20	< 0.20	NA
pH, Field	SU	6.26	5.24	5.90	5.55	5.55	6.51	6.33	6.73	6.50
Sulfate	mg/L	< 0.50	< 0.50	1.2	< 0.50	NA	1.8	< 0.50	0.68 J	NA
TDS	mg/L	110	32	74	63	NA	96	130	130	NA
APPENDIX IV										
Antimony	mg/L	< 0.00034	< 0.00034	< 0.00034	< 0.00034	NA	< 0.00034	< 0.00034	< 0.00034	NA
Arsenic	mg/L	< 0.00086	< 0.00086	< 0.00086	< 0.00086	NA	< 0.00086	< 0.00086	< 0.00086	NA
Barium	mg/L	0.020	0.019	0.039	0.012	NA	0.037	0.033	0.036	NA
Beryllium	mg/L	< 0.00020	< 0.00020	< 0.00020	< 0.00020	NA	< 0.00020	< 0.00020	< 0.00020	NA
Cadmium	mg/L	< 0.000078	< 0.000078	< 0.000078	< 0.000078	NA	< 0.000078	< 0.000078	< 0.000078	NA
Chromium	mg/L	0.0086	0.0021	0.0059	0.0022	NA	0.013	0.015	0.0088	NA
Cobalt	mg/L	< 0.00022	0.00027 J	< 0.00022	< 0.00022	NA	< 0.00022	< 0.00022	< 0.00022	NA
Copper	mg/L	< 0.0011	< 0.0011	< 0.0011	< 0.0011	NA	< 0.0011	< 0.0011	< 0.0011	NA
Lead	mg/L	0.0012	< 0.00021	< 0.00021	< 0.00021	NA	< 0.00021	< 0.00021	< 0.00021	NA
Mercury	mg/L	< 0.000080	< 0.000080	< 0.000080	< 0.000080	NA	< 0.000080	< 0.000080	< 0.000080	NA
Nickel	mg/L	0.00099 J	0.00092 J	0.00059 J	0.0081	< 0.00042	< 0.00042	0.00067 J	0.00059 J	NA
Selenium	mg/L	< 0.00099	< 0.00099	< 0.00099	< 0.00099	NA	< 0.00099	< 0.00099	< 0.00099	NA
Silver	mg/L	< 0.00039	< 0.00039	< 0.00039	< 0.00039	NA	< 0.00039	< 0.00039	< 0.00039	NA
Thallium	mg/L	< 0.00026	< 0.00026	< 0.00026	< 0.00026	NA	< 0.00026	< 0.00026	< 0.00026	NA
Vanadium	mg/L	0.011	< 0.00063	0.0011 J	< 0.00063	NA	0.0069	0.0078	0.019	NA
Zinc	mg/L	0.0036 J	< 0.0028	< 0.0028	0.024	< 0.0028	0.0032 J	< 0.0028	< 0.0028	NA
Additional Parameters										
Bicarbonate Alkalinity as CaCO3	mg/L	73	12	52	37	NA	66	97	86	NA
Carbonate Alkalinity as CaCO3	mg/L	< 5.0	< 5.0	< 5.0	< 5.0	NA	< 5.0	< 5.0	< 5.0	NA
Total Alkalinity as CaCO3	mg/L	73	12	52	37	NA	66	97	86	NA
Magnesium	mg/L	7.3	1.0	4.7	3.8	NA	5.2	9.5	7.5	NA
Potassium	mg/L	0.85	0.37 J	0.56	0.49 J	NA	0.78	1.4	1.2	NA
Sodium	mg/L	5.3	3.0	6.4	3.5	NA	7.9	10	7.5	NA

Notes:
mg/L - milligrams per liter; SU - Standard Units
NA - Indicates not analyzed
< indicates the substance was not detected above the method detection limit (MDL). The value displayed is the MDL.
J - The result is an estimated concentration. "J" qualifiers are applied by the laboratory when the concentration reported is above the method detection limit, but below the laboratory reporting limit.
* indicates the analyte was resampled on May 7 or May 20, 2024. Both the original and resample results are shown.

Table 5B
Groundwater Analytical Data Summary
Powdered Activated Carbon (PAC) Ash Cell Wells
Georgia Power Company
Plant Scherer - Cell 1 and PAC Ash Cell
Monroe County, GA

	Sample Location	GWA-21	GWA-22	GWA-45	GWA-46	GWA-47	GWA-48	GWA-49	GWC-29	GWC-50
	Sample Date	02/29/2024	03/04/2024	03/04/2024	03/04/2024	03/04/2024	03/04/2024	03/04/2024	03/04/2024	03/04/2024
ANALYTE	UNITS									
APPENDIX III										
Boron	mg/L	< 0.022	0.033 J	0.98	0.022 J	< 0.022	< 0.022	< 0.022	< 0.022	< 0.022
Calcium	mg/L	6.7	11	25	6.8	15	13	14	18	7.9
Chloride	mg/L	3.7	1.8	14	5.4	1.8	1.8	2.0	3.4	1.9
Fluoride	mg/L	< 0.20	< 0.040	< 0.20	< 0.040	< 0.040	< 0.040	< 0.040	< 0.040	< 0.040
pH, Field	SU	5.80	6.41	6.54	5.94	6.49	6.86	6.96	6.52	5.77
Sulfate	mg/L	2.8	< 0.40	160	0.64 J	0.46 J	1.4	0.66 J	2.1	< 0.40
TDS	mg/L	92	96	310	66	99	100	110	110	68
STATE PARAMETERS										
Antimony	mg/L	< 0.00034	< 0.00034	< 0.00034	< 0.00034	< 0.00034	< 0.00034	< 0.00034	< 0.00034	< 0.00034
Arsenic	mg/L	< 0.00086	< 0.00086	< 0.00086	< 0.00086	< 0.00086	< 0.00086	< 0.00086	< 0.00086	< 0.00086
Barium	mg/L	0.021	0.022	0.057	0.022	0.032	0.015	0.019	0.025	0.014
Beryllium	mg/L	< 0.00020	< 0.00020	< 0.00020	< 0.00020	< 0.00020	< 0.00020	< 0.00020	< 0.00020	< 0.00020
Cadmium	mg/L	< 0.000078	< 0.000078	< 0.000078	< 0.000078	< 0.000078	< 0.000078	< 0.000078	< 0.000078	< 0.000078
Chromium	mg/L	0.0021	0.011	0.0016 J	0.0048	0.010	0.0063	0.0060	0.0012 J	0.0042
Cobalt	mg/L	< 0.00022	< 0.00022	0.00040 J	< 0.00022	< 0.00022	< 0.00022	< 0.00022	< 0.00022	< 0.00022
Copper	mg/L	< 0.0011	0.0025	0.0068	< 0.0011	< 0.0011	< 0.0011	< 0.0011	< 0.0011	< 0.0011
Lead	mg/L	0.00023 J	0.0020	< 0.00021	< 0.00021	< 0.00021	< 0.00021	0.00043 J	< 0.00021	< 0.00021
Mercury	mg/L	< 0.000080	< 0.000080	< 0.000080	< 0.000080	< 0.000080	< 0.000080	< 0.000080	< 0.000080	< 0.000080
Nickel	mg/L	0.00097 J	0.00055 J	0.0011	< 0.00042	< 0.00042	< 0.00042	< 0.00042	0.0028	0.0029
Selenium	mg/L	< 0.00099	< 0.00099	< 0.00099	< 0.00099	< 0.00099	< 0.00099	< 0.00099	< 0.00099	< 0.00099
Silver	mg/L	< 0.00039	< 0.00039	< 0.00039	< 0.00039	< 0.00039	< 0.00039	< 0.00039	< 0.00039	< 0.00039
Thallium	mg/L	< 0.00026	< 0.00026	< 0.00026	< 0.00026	< 0.00026	< 0.00026	< 0.00026	< 0.00026	< 0.00026
Vanadium	mg/L	0.0025	0.0081	0.0024	0.0028	0.0078	0.018	0.018	0.0045	0.0025
Zinc	mg/L	< 0.0028	0.0059	0.0035 J	< 0.0028	< 0.0028	< 0.0028	< 0.0028	< 0.0028	< 0.0028
Additional Parameters										
Bicarbonate Alkalinity as CaCO3	mg/L	43	63	34	36	75	65	78	93	44
Carbonate Alkalinity as CaCO3	mg/L	< 5.0	< 5.0	< 5.0	< 5.0	< 5.0	< 5.0	< 5.0	< 5.0	< 5.0
Total Alkalinity as CaCO3	mg/L	43	63	34	36	75	65	78	93	44
Magnesium	mg/L	4.4	5.7	8.8	3.1	7.0	5.7	7.2	11	3.7
Potassium	mg/L	0.58	0.73	3.2	0.78	0.96	0.91	0.72	0.59	0.44 J
Sodium	mg/L	7.9	5.3	51	4.5	7.9	5.8	5.9	5.5	5.0

Notes:
mg/L - milligrams per liter; SU - Standard Units
NA - Indicates not analyzed
< indicates the substance was not detected above the method detection limit (MDL). The value displayed is the MDL.
J - The result is an estimated concentration. "J" qualifiers are applied by the laboratory when the concentration reported is above the method detection limit, but below the laboratory reporting limit.
* indicates the analyte was resampled on May 20, 2024. Both the original and resample results are shown.

Table 5B
Groundwater Analytical Data Summary
Powdered Activated Carbon (PAC) Ash Cell Wells
Georgia Power Company
Plant Scherer - Cell 1 and PAC Ash Cell
Monroe County, GA

	Sample Location	GWC-51	GWC-52	GWC-53	*GWC-53
	Sample Date	03/04/2024	03/04/2024	03/04/2024	05/20/2024
ANALYTE	UNITS				
APPENDIX III					
Boron	mg/L	0.036 J	0.023 J	0.97	NA
Calcium	mg/L	8.1	28	19	NA
Chloride	mg/L	8.4	8.1	15	13
Fluoride	mg/L	< 0.040	< 0.080	< 0.20	NA
pH, Field	SU	5.85	7.01	5.90	5.61
Sulfate	mg/L	2.9	90	180	NA
TDS	mg/L	86	200	310	NA
APPENDIX IV					
Antimony	mg/L	< 0.00034	< 0.00034	< 0.00034	NA
Arsenic	mg/L	< 0.00086	< 0.00086	< 0.00086	NA
Barium	mg/L	0.011	0.025	0.036	NA
Beryllium	mg/L	< 0.00020	< 0.00020	< 0.00020	NA
Cadmium	mg/L	< 0.000078	< 0.000078	< 0.000078	NA
Chromium	mg/L	0.0064	0.033	0.0013 J	NA
Cobalt	mg/L	< 0.00022	< 0.00022	0.0067	NA
Copper	mg/L	< 0.0011	< 0.0011	< 0.0011	NA
Lead	mg/L	< 0.00021	< 0.00021	< 0.00021	NA
Mercury	mg/L	< 0.000080	< 0.000080	< 0.000080	NA
Nickel	mg/L	0.0024	< 0.00042	0.0077	NA
Selenium	mg/L	< 0.00099	< 0.00099	< 0.00099	NA
Silver	mg/L	< 0.00039	< 0.00039	< 0.00039	NA
Thallium	mg/L	< 0.00026	< 0.00026	< 0.00026	NA
Vanadium	mg/L	0.0041	0.0098	0.00066 J	NA
Zinc	mg/L	< 0.0028	< 0.0028	0.013	NA
Additional Parameters					
Bicarbonate Alkalinity as CaCO3	mg/L	41	44	8.8	NA
Carbonate Alkalinity as CaCO3	mg/L	< 5.0	< 5.0	< 5.0	NA
Total Alkalinity as CaCO3	mg/L	41	44	8.8	NA
Magnesium	mg/L	5.3	15	12	NA
Potassium	mg/L	0.34 J	1.5	1.4	NA
Sodium	mg/L	4.6	9.6	54	NA

Notes:
mg/L - milligrams per liter; SU - Standard Units
NA - Indicates not analyzed
< indicates the substance was not detected above the method detection limit (MDL). The value displayed is the MDL.
J - The result is an estimated concentration. "J" qualifiers are applied by the laboratory when the concentration reported is above the method detection limit, but below the laboratory reporting limit.
* indicates the analyte was resampled on May 20, 2024. Both the original and resample results are shown.

Table 5C
Groundwater Analytical Data Summary
Cell 3 Wells
Georgia Power Company
Plant Scherer - Cell 1 and PAC Ash Cell
Monroe County, GA

	Sample Location	GWA-39	GWA-40	GWA-41	GWA-42	GWA-43	GWA-44A	GWA-54	GWC-30	GWC-31
	Sample Date	02/26/2024	02/26/2024	02/26/2024	02/26/2024	02/22/2024	02/22/2024	02/26/2024	02/22/2024	02/22/2024
ANALYTE	UNITS									
APPENDIX III										
Boron	mg/L	0.25	0.055 J	0.044 J	< 0.022	< 0.022	< 0.022	0.040 J	< 0.022	< 0.022
Calcium	mg/L	22	9.3	17	23	28	23	11	22	19
Chloride	mg/L	1.7	1.2	3.4	4.0	5.2	7.3	3.7	8.5	4.7
Fluoride	mg/L	< 0.20	< 0.20	< 0.20	< 0.20	< 0.40	< 0.20	< 0.20	< 0.20	0.22 J
pH, Field	SU	6.97	5.87	6.17	6.42	6.54	6.61	6.37	6.47	6.77
Sulfate	mg/L	3.6	3.5	1.5	2.3	2.1	2.1	6.3	8.5	3.7
TDS	mg/L	150	71	140	170	180	130	130	150	150
STATE PARAMETERS										
Antimony	mg/L	< 0.00034	< 0.00034	< 0.00034	< 0.00034	< 0.00034	< 0.00034	< 0.00034	< 0.00034	< 0.00034
Arsenic	mg/L	< 0.00086	< 0.00086	< 0.00086	< 0.00086	< 0.00086	< 0.00086	< 0.00086	< 0.00086	< 0.00086
Barium	mg/L	0.035	0.065	0.017	0.086	0.056	0.052	0.10	0.030	0.016
Beryllium	mg/L	< 0.00020	< 0.00020	< 0.00020	< 0.00020	< 0.00020	< 0.00020	< 0.00020	< 0.00020	< 0.00020
Cadmium	mg/L	< 0.000078	< 0.000078	< 0.000078	< 0.000078	< 0.000078	< 0.000078	< 0.000078	< 0.000078	< 0.000078
Chromium	mg/L	0.0084	< 0.0012	0.0069	0.0023	< 0.0012	0.089	< 0.0012	0.0038	0.0041
Cobalt	mg/L	< 0.00022	0.014	0.00060 J	< 0.00022	0.0088	0.00039 J	0.0028	< 0.00022	< 0.00022
Copper	mg/L	0.0018 J	< 0.0011	< 0.0011	< 0.0011	< 0.0011	0.0013 J	0.0011 J	0.0011 J	< 0.0011
Lead	mg/L	0.00021 J	< 0.00021	< 0.00021	< 0.00021	< 0.00021	< 0.00021	< 0.00021	< 0.00021	0.00039 J
Mercury	mg/L	< 0.000080	< 0.000080	< 0.000080	< 0.000080	< 0.000080	< 0.000080	< 0.000080	< 0.000080	< 0.000080
Nickel	mg/L	0.0014	0.015	0.0030	0.0018	0.0033	0.021	0.0018	0.0030	< 0.00042
Selenium	mg/L	< 0.00099	< 0.00099	< 0.00099	< 0.00099	< 0.00099	< 0.00099	< 0.00099	< 0.00099	< 0.00099
Silver	mg/L	< 0.00039	< 0.00039	< 0.00039	< 0.00039	< 0.00039	< 0.00039	< 0.00039	< 0.00039	< 0.00039
Thallium	mg/L	< 0.00026	< 0.00026	< 0.00026	< 0.00026	< 0.00026	< 0.00026	< 0.00026	< 0.00026	< 0.00026
Vanadium	mg/L	0.025	0.00067 J	0.0089	0.0087	< 0.00063	0.011	0.0012 J	0.0092	0.015
Zinc	mg/L	0.0051	0.011	< 0.0028	0.0072	< 0.0028	< 0.0028	0.072	< 0.0028	< 0.0028
APPENDIX IV										
Combined Radium 226 + 228	pCi/L	0.0977 U	0.392 U	0.156 U	0.135 U	0.246 U	0.254 U	0.496	0.382 U	0.500 U
Lithium	mg/L	< 0.0020	< 0.0020	0.0066	0.0038 J	< 0.0020	< 0.0020	< 0.0020	0.0026 J	< 0.0020
Molybdenum	mg/L	< 0.00086	< 0.00086	< 0.00086	< 0.00086	< 0.00086	0.0016 J	0.0044 J	< 0.00086	< 0.00086

Notes:
mg/L - milligrams per liter; pCi/L - picocuries per liter; SU - Standard Units
NA - Indicates not analyzed
< indicates the substance was not detected above the method detection limit (MDL). The value displayed is the MDL.
J - The result is an estimated concentration. "J" qualifiers are applied by the laboratory when the concentration reported is above the method detection limit, but below the laboratory reporting limit.
Radium data are a combination of radium isotopes 226 and 228. When results are reported below the MDC (Minimum Detectable Concentration), data is displayed with an accompanying U.
The MDC varies depending upon the sample amount and elapsed time of the measurement.

Table 5C
Groundwater Analytical Data Summary
Cell 3 Wells
Georgia Power Company
Plant Scherer - Cell 1 and PAC Ash Cell
Monroe County, GA

	Sample Location	GWC-32	GWC-33A	GWC-34	GWC-35	GWC-36	GWC-37	GWC-38
	Sample Date	02/22/2024	02/22/2024	02/26/2024	02/22/2024	02/22/2024	02/22/2024	02/22/2024
ANALYTE	UNITS							
APPENDIX III								
Boron	mg/L	< 0.022	< 0.022	0.083	0.47	< 0.022	< 0.022	< 0.022
Calcium	mg/L	17	17	12	28	15	15	17
Chloride	mg/L	3.1	2.5	3.0	18	6.1	1.8	2.6
Fluoride	mg/L	< 0.20	< 0.20	< 0.20	< 0.40	< 0.20	< 0.20	< 0.20
pH, Field	SU	6.36	6.48	6.25	6.55	5.99	6.37	6.72
Sulfate	mg/L	5.1	< 0.50	2.2	110	< 0.50	0.58 J	3.7
TDS	mg/L	130	120	110	240	100	100	120
APPENDIX IV								
Antimony	mg/L	< 0.00034	< 0.00034	< 0.00034	< 0.00034	< 0.00034	< 0.00034	< 0.00034
Arsenic	mg/L	< 0.00086	< 0.00086	< 0.00086	< 0.00086	< 0.00086	< 0.00086	< 0.00086
Barium	mg/L	0.021	0.029	0.033	0.039	0.065	0.046	0.032
Beryllium	mg/L	< 0.00020	< 0.00020	< 0.00020	< 0.00020	< 0.00020	< 0.00020	< 0.00020
Cadmium	mg/L	< 0.000078	< 0.000078	< 0.000078	< 0.000078	< 0.000078	< 0.000078	< 0.000078
Chromium	mg/L	0.0041	0.0082	0.013	0.0012 J	0.019	0.024	0.011
Cobalt	mg/L	< 0.00022	< 0.00022	< 0.00022	< 0.00022	< 0.00022	< 0.00022	< 0.00022
Copper	mg/L	< 0.0011	< 0.0011	< 0.0011	< 0.0011	< 0.0011	< 0.0011	< 0.0011
Lead	mg/L	< 0.00021	< 0.00021	< 0.00021	< 0.00021	0.00038 J	< 0.00021	< 0.00021
Mercury	mg/L	< 0.000080	< 0.000080	< 0.000080	< 0.000080	< 0.000080	< 0.000080	< 0.000080
Nickel	mg/L	0.0023	0.00073 J	0.00043 J	0.00088 J	0.0023	0.0011	0.00055 J
Selenium	mg/L	< 0.00099	< 0.00099	< 0.00099	0.0011 J	< 0.00099	< 0.00099	< 0.00099
Silver	mg/L	< 0.00039	< 0.00039	< 0.00039	< 0.00039	< 0.00039	< 0.00039	< 0.00039
Thallium	mg/L	< 0.00026	< 0.00026	< 0.00026	< 0.00026	< 0.00026	< 0.00026	< 0.00026
Vanadium	mg/L	0.0080	0.015	0.0082	0.0073	0.0013 J	0.0068	0.012
Zinc	mg/L	< 0.0028	< 0.0028	< 0.0028	< 0.0028	0.0062	0.0043 J	0.0065
APPENDIX I, II								
Combined Radium 226 + 228	pCi/L	0.392 U	-0.00535 U	0.225 U	0.164 U	-0.115 U	-0.208 U	0.291 U
Lithium	mg/L	< 0.0020	< 0.0020	< 0.0020	< 0.0020	< 0.0020	0.0031 J	< 0.0020
Molybdenum	mg/L	< 0.00086	< 0.00086	< 0.00086	< 0.00086	< 0.00086	< 0.00086	< 0.00086

Notes:
mg/L - milligrams per liter; pCi/L - picocuries per liter; SU - Standard Units
NA - Indicates not analyzed
< indicates the substance was not detected above the method detection limit (MDL). The value displayed is the MDL.
J - The result is an estimated concentration. "J" qualifiers are applied by the laboratory when the concentration reported is above the method detection limit, but below the laboratory reporting limit.
Radium data are a combination of radium isotopes 226 and 228. When results are reported below the MDC (Minimum Detectable Concentration), data is displayed with an accompanying U.
The MDC varies depending upon the sample amount and elapsed time of the measurement.

Table 5D
Surface Water Analytical Data Summary
Georgia Power Company
Plant Scherer - Cell 1 and PAC Ash Cell
Monroe County, GA

	Sample Location	SWA-1	SWA-2	SWA-3	SWC-4	SWC-5	SWC-6	SWC-7	SWC-8	SWC-9
	Sample Date	02/29/2024	02/26/2024	02/29/2024	02/29/2024	02/29/2024	02/29/2024	02/29/2024	02/29/2024	02/29/2024
ANALYTE	UNITS									
APPENDIX III										
pH, Field	SU	7.80	7.07	7.09	7.56	--	7.67	7.83	7.19	--
Oxidation Reduction Potential	mV	77.29	-3.04	22.77	14.35	--	39.8	46.1	14.41	--
Specific Conductance	uS/cm	179.9	619.18	254.79	319.83	--	106.96	249.23	397.38	--
Dissolved Oxygen	mg/L	8.97	7.88	9.12	9.73	--	10.27	10.29	8.88	--
Temperature	C	10.55	18.21	13.23	13.66	--	11.59	12.15	13.66	--
Turbidity	NTU	9.49	3.75	5.2	5.84	--	7.39	7.22	4.56	--
APPENDIX III										
Boron	mg/L	0.23	1.2	0.47	0.57	--	0.028 J	0.37	0.93	--
Calcium	mg/L	15	37	14	24	--	11	22	28	--
Chloride	mg/L	4.7	14	13	9.4	--	3.0	7.4	12	--
Fluoride	mg/L	< 0.40	< 1.0	< 0.40	< 0.40	--	< 0.20	< 0.40	< 0.40	--
Sulfate	mg/L	42	230	79	96	--	1.3	61	140	--
Total Dissolved Solids	mg/L	120	380	160	200	--	85	160	240	--
STATE REQUIRED INORGANICS										
Chemical Oxygen Demand	mg/L	16	< 5.0	< 5.0	NA	--	NA	7.9 J	NA	--
Cyanide	mg/L	0.0066 J	0.0077 J	0.0079 J	NA	--	NA	0.0082 J	NA	--
Organic Carbon, Total	mg/L	4.7	1.1	0.78 J	NA	--	NA	2.6	NA	--
STATE REQUIRED METALS										
Antimony	mg/L	< 0.00034	< 0.00034	< 0.00034	< 0.00034	--	< 0.00034	< 0.00034	< 0.00034	--
Arsenic	mg/L	< 0.00086	< 0.00086	< 0.00086	< 0.00086	--	< 0.00086	< 0.00086	< 0.00086	--
Barium	mg/L	0.050	0.069	0.047	0.070	--	0.028	0.059	0.064	--
Beryllium	mg/L	< 0.00020	< 0.00020	< 0.00020	< 0.00020	--	< 0.00020	< 0.00020	< 0.00020	--
Cadmium	mg/L	< 0.000078	< 0.000078	< 0.000078	< 0.000078	--	< 0.000078	< 0.000078	< 0.000078	--
Chromium	mg/L	0.0014 J	< 0.0012	0.0012 J	0.0017 J	--	0.0017 J	0.0013 J	< 0.0012	--
Cobalt	mg/L	0.00022 J	0.0054	0.0048	0.0047	--	0.0018 J	0.00043 J	0.0046	--
Copper	mg/L	0.0033	< 0.0011	< 0.0011	0.0017 J	--	< 0.0011	0.0016 J	< 0.0011	--
Lead	mg/L	0.00026 J	< 0.00021	0.00024 J	0.00042 J	--	< 0.00021	< 0.00021	< 0.00021	--
Mercury	mg/L	< 0.000080	< 0.000080	< 0.000080	< 0.000080	--	< 0.000080	< 0.000080	< 0.000080	--
Nickel	mg/L	0.0014	0.0010	0.0011	0.0013	--	0.00074 J	0.00082 J	0.0011	--
Selenium	mg/L	< 0.00099	< 0.00099	< 0.00099	< 0.00099	--	< 0.00099	< 0.00099	< 0.00099	--
Silver	mg/L	< 0.00039	< 0.00039	< 0.00039	< 0.00039	--	< 0.00039	< 0.00039	< 0.00039	--
Thallium	mg/L	< 0.00026	< 0.00026	< 0.00026	< 0.00026	--	< 0.00026	< 0.00026	< 0.00026	--
Vanadium	mg/L	0.0029	0.00077 J	< 0.00063	0.0039	--	0.0023	0.0022	0.00067 J	--
Zinc	mg/L	0.0075	< 0.0028	< 0.0028	0.0037 J	--	< 0.0028	< 0.0028	< 0.0028	--
MAJOR IONS										
Alkalinity Total as CaCO3	mg/L	52	50	35	60	--	62	63	50	--
Bicarbonate Alkalinity as CaCO3	mg/L	52	50	35	60	--	62	63	50	--
Carbonate Alkalinity as CaCO3	mg/L	< 5.0	< 5.0	< 5.0	< 5.0	--	< 5.0	< 5.0	< 5.0	--
Magnesium	mg/L	5.8	21	9.1	13	--	6.0	11	16	--
Potassium	mg/L	2.3	1.2	1.4	1.3	--	1.1	2.1	1.4	--
Sodium	mg/L	13	48	26	27	--	7.3	21	37	--

Notes:

mg/L - milligrams per liter; SU - Standard Units; mV - millivolts; C - degrees Celcius; NTU - Nephelometric Turbidity Unit; uS/cm - microsiemens per centimeter.

-- Indicates location not sampled

NA - Indicates substance not analyzed

< indicates the substance was not detected above the reporting limit (RL). The value displayed is the RL.

J - The result is an estimated concentration. "J" qualifiers are applied by the laboratory when the concentration reported is above the method detection limit, but below the laboratory reporting limit.

SWA-1, SWA-2, SWA-3, and SWC-7 are sampled for chemical oxygen demand (COD), Cyanide, and total organic carbon (TOC) per site D&O Plan.

Samples from SWC-5 and SWC-9 were not collected as these locations were dry at the time of sampling.

Figures

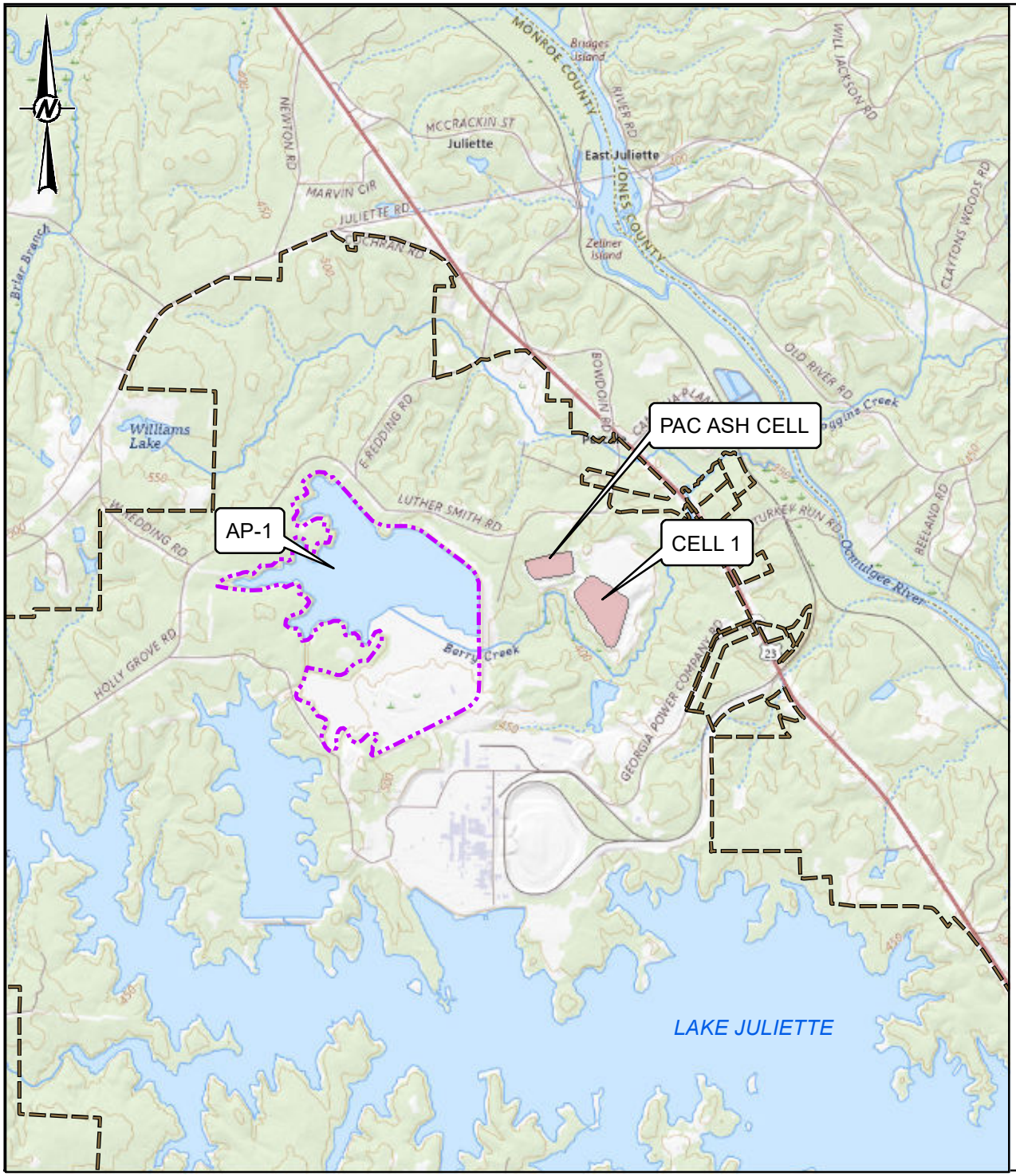

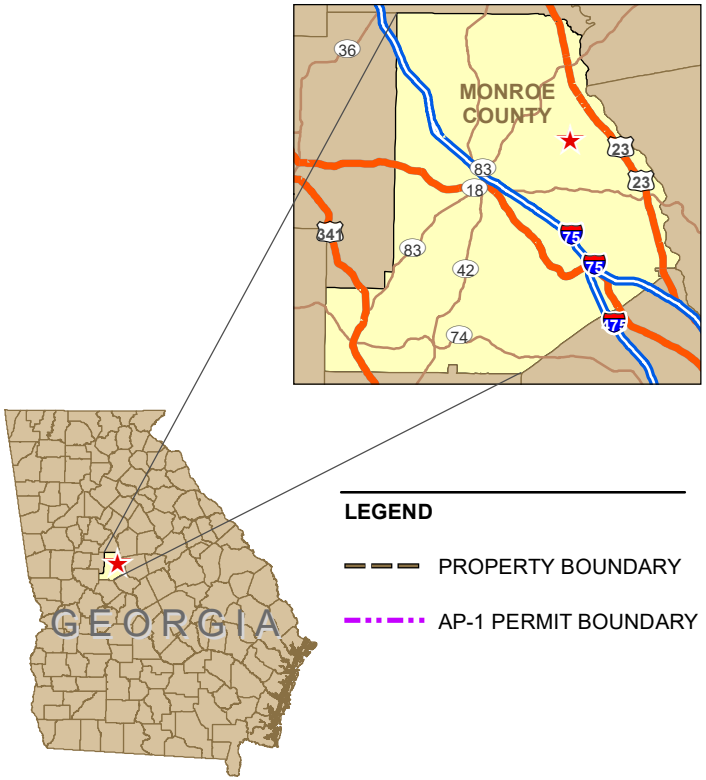

LEGEND

PROPERTY BOUNDARY

AP-1 PERMIT BOUNDARY

Service Layer Credits: USGS The National Map: National Boundaries Dataset, 3DEP Elevation Program, Geographic Names Information System, National Hydrography Dataset,

0 4000 8000 Feet

CLIENT
GEORGIA POWER COMPANY
PLANT SCHERER
MONROE COUNTY, GEORGIA

Georgia Power

PROJECT
2024 SEMI-ANNUAL GROUNDWATER MONITORING
AND CORRECTIVE ACTION REPORT
PLANT SCHERER CELL 1 AND PAC ASH CELL

TITLE
SITE LOCATION MAP

CONSULTANT

wsp

YYYY-MM-DD	2024-08-06
PREPARED	RHG
DESIGN	DLP
REVIEW	DLP
APPROVED	RNQ

PROJECT No.
31406440.022

FIGURE
1

IF THIS MEASUREMENT DOES NOT MATCH WHAT IS SHOWN, THE SHEET HAS BEEN MODIFIED FROM: ANSI A

LEGEND

- SCHERER ASH POND-CCR MONITORING WELL
- CELL 1 LANDFILL MONITORING WELL
- PAC ASH LANDFILL MONITORING WELL
- CELL 3 MONITORING WELL
- PIEZOMETER
- ASSESSMENT MONITORING WELL
- SURFACE WATER LOCATION
- STREAM
- PROPERTY BOUNDARY
- EXISTING TOPOGRAPHY

NOTE(S)

1. MONITORING WELL LOCATIONS PROVIDED BY JORDAN ENGINEERING

REFERENCE(S)

1. COORDINATE SYSTEM: NAD 1983 STATE PLANE GEORGIA WEST FIPS 1002 FEET.
2. BACKGROUND IMAGERY: GOOGLE IMAGERY SERVICE. COPYRIGHT GOOGLE 2023. IMAGERY CAPTURED 12/17/2022.
3. SITE IMAGERY: IMAGERY PROVIDED BY CLIENT 07/2024.
4. BACKGROUND IMAGERY: GOOGLE IMAGERY SERVICE. COPYRIGHT GOOGLE 2023. IMAGERY CAPTURED 12/17/2022.

0 250 500 1,000 Feet

CLIENT
GEORGIA POWER COMPANY
PLANT SCHERER
MONROE COUNTY, GEORGIA

Georgia Power

PROJECT
2024 SEMI-ANNUAL GROUNDWATER MONITORING AND CORRECTIVE ACTION REPORT
PLANT SCHERER CELL 1 AND PAC ASH CELL

TITLE
SITE PLAN, MONITORING WELL AND PIEZOMETER LOCATION MAP

CONSULTANT

wsp

YYYY-MM-DD	2024-08-06
DESIGNED	RHG
PREPARED	RHG
REVIEWED	RNQ
APPROVED	RNQ

PROJECT NO.
31406440.022

FIGURE
2

IF THIS MEASUREMENT DOES NOT MATCH WHAT IS SHOWN, THE SHEET SIZE HAS BEEN MODIFIED FROM: ANSI B

LEGEND

- CELL 1 LANDFILL MONITORING WELL
- PAC ASH LANDFILL MONITORING WELL
- PIEZOMETER
- INFERRED POTENTIOMETRIC SURFACE CONTOUR (FT-NAVD 88)
- STREAM
- EXISTING TOPOGRAPHY

NOTE(S)

1. GROUNDWATER ELEVATIONS MEASUREMENTS OBTAINED FEBRUARY 19, 2024 BY WSP STAFF.
2. GROUNDWATER ELEVATIONS DISPLAYED IN FEET-NORTH AMERICAN VERTICAL DATUM (FT-NAVD 88).
3. **DEEP AND INTERMEDIATE WELL GROUNDWATER ELEVATIONS WERE NOT USED TO GENERATE POTENTIOMETRIC SURFACE CONTOURS.**

REFERENCE(S)

1. COORDINATE SYSTEM: NAD 1983 STATE PLANE GEORGIA WEST FIPS 1002 FEET.
2. MONITORING WELL/PIEZOMETER LOCATIONS PROVIDED BY JORDAN ENGINEERING.
3. SITE IMAGERY: IMAGERY PROVIDED BY CLIENT 07/2024.
4. BACKGROUND IMAGERY: GOOGLE IMAGERY SERVICE. COPYRIGHT GOOGLE 2023. IMAGERY CAPTURED 12/17/2022.

0 75 150 300 Feet

CLIENT
GEORGIA POWER COMPANY
PLANT SCHERER
MONROE COUNTY, GEORGIA

Georgia Power

PROJECT
2024 SEMI-ANNUAL GROUNDWATER MONITORING AND CORRECTIVE ACTION REPORT
PLANT SCHERER CELL 1 AND PAC ASH CELL

TITLE
POTENTIOMETRIC SURFACE MAP - PAC ASH CELL
FEBRUARY 19, 2024

CONSULTANT

wsp

YYYY-MM-DD	2024-08-06
DESIGNED	RHG
PREPARED	RHG
REVIEWED	RNQ
APPROVED	RNQ

PROJECT NO.
31406440.022

FIGURE
3A

IF THIS MEASUREMENT DOES NOT MATCH WHAT IS SHOWN, THE SHEET SIZE HAS BEEN MODIFIED FROM: ANSI B

LEGEND

- CELL 1 LANDFILL MONITORING WELL
- PAC ASH LANDFILL MONITORING WELL
- CELL 3 MONITORING WELL
- INFERRED POTENTIOMETRIC SURFACE CONTOUR (FT-NAVD 88)
- STREAM
- EXISTING TOPOGRAPHY

NOTE(S)

1. GROUNDWATER ELEVATIONS MEASUREMENTS OBTAINED FEBRUARY 19, 2024 BY WSP STAFF.
2. GROUNDWATER ELEVATIONS DISPLAYED IN FEET-NORTH AMERICAN VERTICAL DATUM (FT-NAVD 88).
3. **DEEP AND INTERMEDIATE WELL GROUNDWATER ELEVATIONS WERE NOT USED TO GENERATE POTENTIOMETRIC SURFACE CONTOURS.**

REFERENCE(S)

1. COORDINATE SYSTEM: NAD 1983 STATE PLANE GEORGIA WEST FIPS 1002 FEET.
2. MONITORING WELL/PIEZOMETER LOCATIONS PROVIDED BY JORDAN ENGINEERING.
3. SITE IMAGERY: IMAGERY PROVIDED BY CLIENT 07/2024.
4. BACKGROUND IMAGERY: GOOGLE IMAGERY SERVICE. COPYRIGHT GOOGLE 2023. IMAGERY CAPTURED 12/17/2022.

0 125 250 500 Feet

CLIENT
GEORGIA POWER COMPANY
PLANT SCHERER
MONROE COUNTY, GEORGIA

Georgia Power

PROJECT
2024 SEMI-ANNUAL GROUNDWATER MONITORING AND CORRECTIVE ACTION REPORT
PLANT SCHERER CELL 1 AND PAC ASH CELL

TITLE
POTENTIOMETRIC SURFACE MAP - CELL 1
FEBRUARY 19, 2024

CONSULTANT

wsp

YYYY-MM-DD	2024-08-06
DESIGNED	RHG
PREPARED	RHG
REVIEWED	RNQ
APPROVED	RNQ

PROJECT NO.
31406440.022

FIGURE
3B

IF THIS MEASUREMENT DOES NOT MATCH WHAT IS SHOWN, THE SHEET SIZE HAS BEEN MODIFIED FROM: ANSI B
0 1 in

APPENDIX A

Field Data Forms and Instrument Calibration Forms

APPENDIX A

Field Data Forms
February 2024

Low-Flow Test Report:

Test Date / Time: 3/1/2024 9:40:24 AM
Project: SCHERER SAGW 1 (22)
Operator Name: P Wahl

Location Name: SCH-GWC-1 **Well Diameter: 2 in** **Casing Type: PVC** **Screen Length: 10 ft** **Top of Screen: 28.72 ft** **Total Depth: 38.72 ft** **Initial Depth to Water: 8.66 ft**	**Pump Type: Peristaltic** **Tubing Type: LDPE** **Pump Intake From TOC: 33 ft** **Estimated Total Volume Pumped: 4000 ml** **Flow Cell Volume: 90 ml** **Final Flow Rate: 200 ml/min** **Final Draw Down: 0.32 ft**	**Instrument Used: Aqua TROLL 400** **Serial Number: 1080297**

Test Notes:

Low-Flow Readings:

Date Time	Elapsed Time	pH	Temperature	Specific Conductivity	RDO Concentration	Turbidity	ORP	Depth to Water	Flow
		+/- 0.1	+/- 0.5	+/- 5 %	+/- 10 %	+/- 10	+/- 10	+/- 0.3	
3/1/2024 9:40 AM	00:00	6.92 pH	8.26 °C	192.23 µS/cm	10.58 mg/L	0.37 NTU	69.9 mV	8.66 ft	200.00 ml/min
3/1/2024 9:45 AM	05:00	6.70 pH	14.34 °C	182.61 µS/cm	4.96 mg/L	0.28 NTU	47.0 mV	8.94 ft	200.00 ml/min
3/1/2024 9:50 AM	10:00	6.69 pH	15.11 °C	180.53 µS/cm	4.79 mg/L	0.54 NTU	45.3 mV	8.97 ft	200.00 ml/min
3/1/2024 9:55 AM	15:00	6.71 pH	15.29 °C	180.51 µS/cm	4.78 mg/L	0.75 NTU	45.0 mV	8.98 ft	200.00 ml/min
3/1/2024 10:00 AM	20:00	6.71 pH	15.29 °C	178.78 µS/cm	4.91 mg/L	0.49 NTU	45.2 mV	8.98 ft	200.00 ml/min

Samples

Sample ID:	Description:
SCH-GWC-1	

Created using VuSitu from In-Situ, Inc.

Low-Flow Test Report:

Test Date / Time: 3/1/2024 8:13:21 AM
Project: SCHERER SAGW 1 (21)
Operator Name: P Wahl

Location Name: SCH-GWC-2 **Well Diameter: 2 in** **Casing Type: PVC** **Screen Length: 10 ft** **Top of Screen: 48.74 ft** **Total Depth: 58.74 ft** **Initial Depth to Water: 12.99 ft**	**Pump Type: Dedicated Bladder** **Tubing Type: LDPE** **Pump Intake From TOC: 53.74 ft** **Estimated Total Volume Pumped: 4000 ml** **Flow Cell Volume: 90 ml** **Final Flow Rate: 200 ml/min** **Final Draw Down: 1.41 ft**	**Instrument Used: Aqua TROLL 400** **Serial Number: 1080297**

Test Notes:

Low-Flow Readings:

Date Time	Elapsed Time	pH	Temperature	Specific Conductivity	RDO Concentration	Turbidity	ORP	Depth to Water	Flow
		+/- 0.1	+/- 0.5	+/- 5 %	+/- 10 %	+/- 10	+/- 10	+/- 0.3	
3/1/2024 8:13 AM	00:00	7.92 pH	10.21 °C	194.99 µS/cm	9.56 mg/L	1.51 NTU	174.8 mV	12.99 ft	200.00 ml/min
3/1/2024 8:18 AM	05:00	6.48 pH	15.01 °C	165.24 µS/cm	3.92 mg/L	1.42 NTU	62.8 mV	14.01 ft	200.00 ml/min
3/1/2024 8:23 AM	10:00	6.49 pH	15.06 °C	164.15 µS/cm	3.75 mg/L	0.98 NTU	56.9 mV	14.33 ft	200.00 ml/min
3/1/2024 8:28 AM	15:00	6.49 pH	15.22 °C	163.85 µS/cm	3.82 mg/L	0.94 NTU	55.1 mV	14.36 ft	200.00 ml/min
3/1/2024 8:33 AM	20:00	6.50 pH	15.29 °C	162.98 µS/cm	3.74 mg/L	1.00 NTU	54.2 mV	14.40 ft	200.00 ml/min

Samples

Sample ID:	Description:
SCH-GWC-2	

Created using VuSitu from In-Situ, Inc.

Low-Flow Test Report:

Test Date / Time: 3/4/2024 10:50:14 AM
Project: Scherer SAGW01 2024 (28)
Operator Name: Mark Mann

Location Name: SCH-GWC-3 **Latitude: 33.0775383906747** **Longitude: -83.7924911734497** **Well Diameter: 2 in** **Casing Type: PVC** **Screen Length: 10 ft** **Top of Screen: 40.1 ft** **Total Depth: 50.1 ft** **Initial Depth to Water: 36.92 ft**	**Pump Type: Bladder** **Tubing Type: LDPE** **Pump Intake From TOC: 45 ft** **Estimated Total Volume Pumped: 5150 ml** **Flow Cell Volume: 90 ml** **Final Flow Rate: 200 ml/min** **Final Draw Down: 0.18 ft**	**Instrument Used: Aqua TROLL 400** **Serial Number: 883553**

Test Notes:

Weather Conditions:
Sunny

Low-Flow Readings:

Date Time	Elapsed Time	pH	Temperature	Specific Conductivity	RDO Concentration	Turbidity	ORP	Depth to Water	Flow
		+/- 0.1	+/- 0.5	+/- 5 %	+/- 10 %	+/- 5	+/- 10	+/- 0.3	
3/4/2024 10:50 AM	00:00	7.11 pH	17.26 °C	126.73 µS/cm	8.25 mg/L	9.94 NTU	103.8 mV	36.92 ft	200.00 ml/min
3/4/2024 10:55 AM	05:00	6.29 pH	18.16 °C	125.55 µS/cm	2.89 mg/L	9.77 NTU	74.7 mV	37.12 ft	200.00 ml/min
3/4/2024 10:56 AM	05:45	6.25 pH	18.19 °C	125.41 µS/cm	2.85 mg/L	8.33 NTU	71.0 mV	37.13 ft	200.00 ml/min
3/4/2024 11:01 AM	10:45	6.13 pH	18.35 °C	124.00 µS/cm	2.84 mg/L	6.57 NTU	65.5 mV	37.13 ft	200.00 ml/min
3/4/2024 11:06 AM	15:45	6.10 pH	18.47 °C	123.14 µS/cm	2.88 mg/L	6.85 NTU	62.9 mV	37.15 ft	200.00 ml/min
3/4/2024 11:11 AM	20:45	6.09 pH	18.48 °C	121.93 µS/cm	3.00 mg/L	5.32 NTU	63.8 mV	37.12 ft	200.00 ml/min
3/4/2024 11:16 AM	25:45	6.11 pH	18.48 °C	120.91 µS/cm	3.13 mg/L	4.88 NTU	67.1 mV	37.10 ft	200.00 ml/min

Samples

Sample ID:	Description:
SCH-GWC-3	

Low-Flow Test Report:

Test Date / Time: 2/29/2024 9:14:13 AM
Project: Scherer SAE (19)
Operator Name: T Johnson

Location Name: SCH-GWC-4 **Well Diameter: 2 in** **Casing Type: PVC** **Screen Length: 10 ft** **Top of Screen: 33.41 ft** **Total Depth: 43.41 ft** **Initial Depth to Water: 32.85 ft**	**Pump Type: Peristaltic** **Tubing Type: True poly** **Pump Intake From TOC: 38.41 ft** **Estimated Total Volume Pumped: 3700 ml** **Flow Cell Volume: 90 ml** **Final Flow Rate: 170 ml/min** **Final Draw Down: 0.4 ft**	**Instrument Used: Aqua TROLL 400** **Serial Number: 843593**

Test Notes:
Pre purged 1 L

Low-Flow Readings:

Date Time	Elapsed Time	pH	Temperature	Specific Conductivity	RDO Concentration	Turbidity	ORP	Depth to Water	Flow
		+/- 0.1	+/- 0.5	+/- 5 %	+/- 0.2	+/- 5	+/- 10	+/- 0.3	
2/29/2024 9:15 AM	00:00	6.92 pH	15.62 °C	399.09 µS/cm	4.29 mg/L	1.09 NTU	98.3 mV	33.22 ft	200.00 ml/min
2/29/2024 9:20 AM	05:00	6.46 pH	16.28 °C	401.49 µS/cm	3.34 mg/L	1.17 NTU	107.3 mV	33.26 ft	200.00 ml/min
2/29/2024 9:25 AM	10:00	6.35 pH	16.24 °C	408.88 µS/cm	3.07 mg/L	1.07 NTU	76.4 mV	33.26 ft	170.00 ml/min
2/29/2024 9:30 AM	15:00	6.33 pH	16.24 °C	407.56 µS/cm	3.04 mg/L	0.80 NTU	73.7 mV	33.25 ft	170.00 ml/min
2/29/2024 9:35 AM	20:00	6.31 pH	16.29 °C	406.72 µS/cm	3.03 mg/L	0.62 NTU	72.5 mV	33.25 ft	170.00 ml/min

Samples

Sample ID:	Description:
SCH-GWC-4	Alkalinity, metals, chloride, fluoride, sulfate, TDS

Created using VuSitu from In-Situ, Inc.

Low-Flow Test Report:

Test Date / Time: 2/29/2024 10:55:46 AM
Project: Scherer SAE (20)
Operator Name: T Johnson

Location Name: SCH-GWC-5 **Well Diameter: 2 cm** **Casing Type: PVC** **Screen Length: 10 ft** **Top of Screen: 24.16 ft** **Total Depth: 34.16 ft** **Initial Depth to Water: 20.4 ft**	**Pump Type: Dedicated Bladder** **Tubing Type: True poly** **Pump Intake From TOC: 29.16 ft** **Estimated Total Volume Pumped: 3400 ml** **Flow Cell Volume: 90 ml** **Final Flow Rate: 170 ml/min** **Final Draw Down: 0.15 ft**	**Instrument Used: Aqua TROLL 400** **Serial Number: 843593**

Test Notes:
Pre purged 1 L

Low-Flow Readings:

Date Time	Elapsed Time	pH	Temperature	Specific Conductivity	RDO Concentration	Turbidity	ORP	Depth to Water	Flow
		+/- 0.1	+/- 0.5	+/- 5 %	+/- 0.2	+/- 5	+/- 10	+/- 0.3	
2/29/2024 10:55 AM	00:00	6.38 pH	17.72 °C	338.58 µS/cm	4.83 mg/L	0.50 NTU	91.1 mV	20.56 ft	170.00 ml/min
2/29/2024 11:00 AM	05:00	6.27 pH	18.17 °C	327.75 µS/cm	4.55 mg/L	0.58 NTU	73.6 mV	20.56 ft	170.00 ml/min
2/29/2024 11:05 AM	10:00	6.26 pH	18.30 °C	327.55 µS/cm	4.47 mg/L	0.53 NTU	72.5 mV	20.57 ft	170.00 ml/min
2/29/2024 11:10 AM	15:00	6.26 pH	18.17 °C	327.54 µS/cm	4.43 mg/L	0.56 NTU	74.2 mV	20.55 ft	170.00 ml/min
2/29/2024 11:15 AM	20:00	6.25 pH	18.26 °C	328.40 µS/cm	4.43 mg/L	0.48 NTU	75.5 mV	20.55 ft	170.00 ml/min

Samples

Sample ID:	Description:
SCH-GWC-5	Metals, alkalinity, chloride, fluoride, sulfate, TDS

Created using VuSitu from In-Situ, Inc.

Low-Flow Test Report:

Test Date / Time: 2/29/2024 12:10:26 PM
Project: Scherer SAE (21)
Operator Name: T Johnson

Location Name: SCH-GWC-6 **Well Diameter: 2 in** **Casing Type: PVC** **Screen Length: 10 ft** **Top of Screen: 38.5 ft** **Total Depth: 48.5 ft** **Initial Depth to Water: 39.52 ft**	**Pump Type: Dedicated** **Tubing Type: True poly** **Pump Intake From TOC: 43.5 ft** **Estimated Total Volume Pumped: 15000 ml** **Flow Cell Volume: 90 ml** **Final Flow Rate: 200 ml/min** **Final Draw Down: 0.1 ft**	**Instrument Used: Aqua TROLL 400** **Serial Number: 843593**

Test Notes:
Pre purged 1 L & purged 3 well volumes before sampling

Low-Flow Readings:

Date Time	Elapsed Time	pH	Temperature	Specific Conductivity	RDO Concentration	Turbidity	ORP	Depth to Water	Flow
		+/- 0.1	+/- 0.5	+/- 5 %	+/- 0.2	+/- 5	+/- 10	+/- 0.3	
2/29/2024 12:10 PM	00:00	6.44 pH	18.39 °C	229.57 µS/cm	6.83 mg/L	0.20 NTU	82.8 mV	39.54 ft	200.00 ml/min
2/29/2024 12:15 PM	05:00	6.38 pH	18.15 °C	233.68 µS/cm	6.44 mg/L	0.18 NTU	73.6 mV	39.56 ft	200.00 ml/min
2/29/2024 12:20 PM	10:00	6.37 pH	18.00 °C	232.67 µS/cm	6.43 mg/L	0.17 NTU	71.5 mV	39.56 ft	200.00 ml/min
2/29/2024 12:25 PM	15:00	6.38 pH	18.08 °C	229.76 µS/cm	6.42 mg/L	0.12 NTU	70.8 mV	39.55 ft	200.00 ml/min
2/29/2024 12:30 PM	20:00	6.38 pH	18.01 °C	228.97 µS/cm	6.45 mg/L	0.13 NTU	71.2 mV	39.56 ft	200.00 ml/min
2/29/2024 12:35 PM	25:00	6.38 pH	18.03 °C	227.56 µS/cm	6.45 mg/L	0.12 NTU	72.3 mV	39.58 ft	200.00 ml/min
2/29/2024 12:40 PM	30:00	6.38 pH	18.06 °C	226.10 µS/cm	6.44 mg/L	0.10 NTU	73.0 mV	39.58 ft	200.00 ml/min
2/29/2024 12:45 PM	35:00	6.38 pH	18.01 °C	225.74 µS/cm	6.47 mg/L	0.13 NTU	95.5 mV	39.57 ft	200.00 ml/min
2/29/2024 12:50 PM	40:00	6.38 pH	17.92 °C	225.29 µS/cm	6.47 mg/L	0.19 NTU	96.5 mV	39.57 ft	200.00 ml/min
2/29/2024 12:55 PM	45:00	6.38 pH	17.77 °C	225.88 µS/cm	6.48 mg/L	0.13 NTU	74.8 mV	39.58 ft	200.00 ml/min
2/29/2024 1:00 PM	50:00	6.38 pH	17.68 °C	224.93 µS/cm	6.49 mg/L	0.14 NTU	97.0 mV	39.60 ft	200.00 ml/min
2/29/2024 1:05 PM	55:00	6.38 pH	17.81 °C	225.53 µS/cm	6.50 mg/L	0.14 NTU	75.5 mV	39.59 ft	200.00 ml/min
2/29/2024 1:10 PM	01:00:00	6.37 pH	17.79 °C	225.22 µS/cm	6.49 mg/L	0.11 NTU	75.0 mV	39.58 ft	200.00 ml/min
2/29/2024 1:15 PM	01:05:00	6.38 pH	17.81 °C	225.05 µS/cm	6.50 mg/L	0.14 NTU	75.0 mV	39.61 ft	200.00 ml/min
2/29/2024 1:20 PM	01:10:00	6.38 pH	17.81 °C	224.96 µS/cm	6.48 mg/L	0.10 NTU	75.3 mV	39.61 ft	200.00 ml/min

2/29/2024 1:25 PM	01:15:00	6.37 pH	17.81 °C	224.84 µS/cm	6.50 mg/L	0.12 NTU	75.7 mV	39.62 ft	200.00 ml/min

Samples

Sample ID:	Description:
SCH-GWC-6	Metals, alkalinity, TDS, Chloride, fluoride, sulfate

Created using VuSitu from In-Situ, Inc.

Low-Flow Test Report:

Test Date / Time: 2/29/2024 2:07:37 PM
Project: Scherer SAE (22)
Operator Name: T Johnson

Location Name: SCH-GWC-7 **Well Diameter: 2 in** **Casing Type: PVC** **Screen Length: 10 ft** **Top of Screen: 48.72 ft** **Total Depth: 58.72 ft** **Initial Depth to Water: 42.64 ft**	**Pump Type: Dedicated** **Tubing Type: True poly** **Pump Intake From TOC: 53.72 ft** **Estimated Total Volume Pumped: 3400 ml** **Flow Cell Volume: 90 ml** **Final Flow Rate: 160 ml/min** **Final Draw Down: 0.36 ft**	**Instrument Used: Aqua TROLL 400** **Serial Number: 843593**

Test Notes:

Low-Flow Readings:

Date Time	Elapsed Time	pH	Temperature	Specific Conductivity	RDO Concentration	Turbidity	ORP	Depth to Water	Flow
		+/- 0.1	+/- 0.5	+/- 5 %	+/- 0.2	+/- 5	+/- 10	+/- 0.3	
2/29/2024 2:10 PM	00:00	7.09 pH	17.05 °C	181.48 µS/cm	7.28 mg/L	0.32 NTU	79.6 mV	43.05 ft	180.00 ml/min
2/29/2024 2:15 PM	05:00	6.70 pH	17.42 °C	178.55 µS/cm	6.95 mg/L	0.52 NTU	72.7 mV	43.11 ft	180.00 ml/min
2/29/2024 2:20 PM	10:00	6.61 pH	17.32 °C	178.00 µS/cm	6.79 mg/L	0.93 NTU	69.8 mV	43.04 ft	160.00 ml/min
2/29/2024 2:25 PM	15:00	6.58 pH	17.32 °C	178.68 µS/cm	6.72 mg/L	0.74 NTU	69.3 mV	43.00 ft	160.00 ml/min
2/29/2024 2:30 PM	20:00	6.57 pH	17.36 °C	178.17 µS/cm	6.70 mg/L	0.75 NTU	68.8 mV	43.00 ft	160.00 ml/min

Samples

Sample ID:	Description:
SCH-GWC-7	Metals, alkalinity, chloride, fluoride, sulfate, TDS

Created using VuSitu from In-Situ, Inc.

Low-Flow Test Report:

Test Date / Time: 2/29/2024 3:16:44 PM
Project: Scherer SAE (23)
Operator Name: T Johnson

Location Name: SCH-GWC-8A **Well Diameter: 2 ft** **Casing Type: PVC** **Screen Length: 10 ft** **Top of Screen: 37.5 ft** **Total Depth: 47.5 ft** **Initial Depth to Water: 24.07 ft**	**Pump Type: Dedicated** **Tubing Type: True poly** **Pump Intake From TOC: 42.5 ft** **Estimated Total Volume Pumped: 3300 ml** **Flow Cell Volume: 90 ml** **Final Flow Rate: 165 ml/min** **Final Draw Down: -1.27 ft**	**Instrument Used: Aqua TROLL 400** **Serial Number: 843593**

Test Notes:
WL should have been 22.07 at start

Low-Flow Readings:

Date Time	Elapsed Time	pH	Temperature	Specific Conductivity	RDO Concentration	Turbidity	ORP	Depth to Water	Flow
		+/- 0.1	+/- 0.5	+/- 5 %	+/- 0.2	+/- 5	+/- 10	+/- 0.3	
2/29/2024 3:16 PM	00:00	6.48 pH	18.66 °C	491.64 µS/cm	0.62 mg/L	0.15 NTU	21.8 mV	22.70 ft	165.00 ml/min
2/29/2024 3:21 PM	05:00	6.49 pH	18.66 °C	488.81 µS/cm	0.40 mg/L	0.36 NTU	15.5 mV	22.79 ft	165.00 ml/min
2/29/2024 3:26 PM	10:00	6.50 pH	18.70 °C	485.64 µS/cm	0.33 mg/L	0.26 NTU	14.2 mV	22.79 ft	165.00 ml/min
2/29/2024 3:31 PM	15:00	6.51 pH	18.68 °C	483.15 µS/cm	0.30 mg/L	0.31 NTU	14.5 mV	22.79 ft	165.00 ml/min
2/29/2024 3:36 PM	20:00	6.52 pH	18.58 °C	483.82 µS/cm	0.28 mg/L	0.32 NTU	15.0 mV	22.80 ft	165.00 ml/min

Samples

Sample ID:	Description:
SCH-GWC-8A	Metals, alkalinity, chloride, fluoride, sulfate, TDS

Created using VuSitu from In-Situ, Inc.

Low-Flow Test Report:

Test Date / Time: 3/1/2024 8:48:53 AM
Project: Scherer SAE (25)
Operator Name: T Johnson

Location Name: SCH-GWC-9 **Well Diameter: 2 in** **Casing Type: PVC** **Screen Length: 10 ft** **Top of Screen: 10.25 ft** **Total Depth: 20.25 ft** **Initial Depth to Water: 6.88 ft**	**Pump Type: Dedicated** **Tubing Type: True poly** **Pump Intake From TOC: 15 ft** **Estimated Total Volume Pumped: 6193 ml** **Flow Cell Volume: 90 ml** **Final Flow Rate: 160 ml/min** **Final Draw Down: 0.42 ft**	**Instrument Used: Aqua TROLL 400** **Serial Number: 843593**

Test Notes:

Low-Flow Readings:

Date Time	Elapsed Time	pH	Temperature	Specific Conductivity	RDO Concentration	Turbidity	ORP	Depth to Water	Flow
		+/- 0.1	+/- 0.5	+/- 5 %	+/- 0.2	+/- 5	+/- 10	+/- 0.3	
3/1/2024 8:48 AM	00:00	7.62 pH	12.78 °C	242.89 µS/cm	4.02 mg/L	5.40 NTU	114.3 mV	7.30 ft	180.00 ml/min
3/1/2024 8:57 AM	07:11	7.13 pH	14.08 °C	223.73 µS/cm	3.11 mg/L	5.40 NTU	74.7 mV	7.30 ft	180.00 ml/min
3/1/2024 9:02 AM	12:11	7.00 pH	13.56 °C	221.58 µS/cm	2.70 mg/L	5.91 NTU	85.8 mV	7.25 ft	160.00 ml/min
3/1/2024 9:07 AM	17:11	6.91 pH	14.16 °C	222.97 µS/cm	2.70 mg/L	5.86 NTU	101.4 mV	7.28 ft	160.00 ml/min
3/1/2024 9:12 AM	22:11	6.87 pH	14.22 °C	222.54 µS/cm	2.62 mg/L	4.21 NTU	102.4 mV	7.30 ft	160.00 ml/min
3/1/2024 9:17 AM	27:11	6.85 pH	14.17 °C	222.80 µS/cm	2.54 mg/L	4.94 NTU	83.6 mV	7.30 ft	160.00 ml/min
3/1/2024 9:22 AM	32:11	6.83 pH	14.11 °C	221.09 µS/cm	2.44 mg/L	4.30 NTU	98.9 mV	7.30 ft	160.00 ml/min
3/1/2024 9:27 AM	37:11	6.82 pH	14.12 °C	221.60 µS/cm	2.40 mg/L	3.28 NTU	82.1 mV	7.30 ft	160.00 ml/min

Samples

Sample ID:	Description:
SCH-GWC-9	Metals, alkalinity, chloride, fluoride, sulfate, TDS

Low-Flow Test Report:

Test Date / Time: 3/1/2024 10:53:38 AM
Project: Scherer SAE (26)
Operator Name: T Johnson

Location Name: SCH-GWC-10 **Well Diameter: 2 in** **Casing Type: PVC** **Screen Length: 10 ft** **Top of Screen: 30.65 ft** **Total Depth: 40.65 ft** **Initial Depth to Water: 10.19 ft**	**Pump Type: Peristaltic** **Tubing Type: True poly** **Pump Intake From TOC: 35.65 ft** **Estimated Total Volume Pumped: 4800 ml** **Flow Cell Volume: 90 ml** **Final Flow Rate: 160 ml/min** **Final Draw Down: 0.09 ft**	**Instrument Used: Aqua TROLL 400** **Serial Number: 843593**

Test Notes:

Low-Flow Readings:

Date Time	Elapsed Time	pH	Temperature	Specific Conductivity	RDO Concentration	Turbidity	ORP	Depth to Water	Flow
		+/- 0.1	+/- 0.5	+/- 5 %	+/- 0.2	+/- 5	+/- 10	+/- 0.3	
3/1/2024 10:55 AM	00:00	7.49 pH	10.78 °C	258.62 µS/cm	3.43 mg/L	6.71 NTU	76.3 mV	10.28 ft	160.00 ml/min
3/1/2024 11:00 AM	05:00	6.68 pH	13.49 °C	232.14 µS/cm	1.23 mg/L	3.43 NTU	61.6 mV	10.27 ft	160.00 ml/min
3/1/2024 11:05 AM	10:00	6.50 pH	14.04 °C	225.14 µS/cm	1.03 mg/L	1.89 NTU	66.3 mV	10.28 ft	160.00 ml/min
3/1/2024 11:10 AM	15:00	6.47 pH	14.30 °C	220.34 µS/cm	0.98 mg/L	1.38 NTU	56.6 mV	10.27 ft	160.00 ml/min
3/1/2024 11:15 AM	20:00	6.47 pH	14.47 °C	218.54 µS/cm	0.98 mg/L	1.43 NTU	55.2 mV	10.27 ft	160.00 ml/min
3/1/2024 11:20 AM	25:00	6.46 pH	14.56 °C	217.07 µS/cm	1.00 mg/L	1.16 NTU	62.9 mV	10.28 ft	160.00 ml/min
3/1/2024 11:25 AM	30:00	6.47 pH	14.45 °C	215.35 µS/cm	1.01 mg/L	1.22 NTU	63.8 mV	10.28 ft	160.00 ml/min

Samples

Sample ID:	Description:
SCH-GWC-10	Metals, alkalinity, chloride, fluoride, sulfate, TDS

Created using VuSitu from In-Situ, Inc.

Low-Flow Test Report:

Test Date / Time: 2/29/2024 3:18:56 PM
Project: SCHERER SAGW 1 (20)
Operator Name: P Wahl

Location Name: SCH-GWC-11 **Well Diameter: 2 in** **Casing Type: PVC** **Screen Length: 10 ft** **Top of Screen: 24.54 ft** **Total Depth: 34.54 ft** **Initial Depth to Water: 17.15 ft**	**Pump Type: Dedicated Bladder** **Tubing Type: LDPE** **Pump Intake From TOC: 29.54 ft** **Estimated Total Volume Pumped: 12500 ml** **Flow Cell Volume: 90 ml** **Final Flow Rate: 150 ml/min** **Final Draw Down: 0.17 ft**	**Instrument Used: Aqua TROLL 400** **Serial Number: 1080297**

Test Notes:

Low-Flow Readings:

Date Time	Elapsed Time	pH	Temperature	Specific Conductivity	RDO Concentration	Turbidity	ORP	Depth to Water	Flow
		+/- 0.1	+/- 0.5	+/- 5 %	+/- 10 %	+/- 10	+/- 10	+/- 0.3	
2/29/2024 3:18 PM	00:00	6.37 pH	15.30 °C	114.76 µS/cm	6.81 mg/L	1.72 NTU	95.2 mV	17.15 ft	200.00 ml/min
2/29/2024 3:23 PM	05:00	6.27 pH	17.08 °C	131.38 µS/cm	1.88 mg/L	6.13 NTU	95.6 mV	17.35 ft	200.00 ml/min
2/29/2024 3:28 PM	10:00	6.27 pH	17.07 °C	131.31 µS/cm	1.22 mg/L	9.08 NTU	84.5 mV	17.36 ft	200.00 ml/min
2/29/2024 3:33 PM	15:00	6.27 pH	16.87 °C	130.74 µS/cm	1.10 mg/L	12.30 NTU	61.3 mV	17.36 ft	200.00 ml/min
2/29/2024 3:38 PM	20:00	6.27 pH	16.85 °C	131.07 µS/cm	1.09 mg/L	8.63 NTU	57.1 mV	17.36 ft	200.00 ml/min
2/29/2024 3:43 PM	25:00	6.26 pH	16.91 °C	130.49 µS/cm	1.07 mg/L	14.00 NTU	54.5 mV	17.36 ft	100.00 ml/min
2/29/2024 3:48 PM	30:00	6.26 pH	16.55 °C	129.04 µS/cm	1.09 mg/L	8.01 NTU	53.1 mV	17.25 ft	100.00 ml/min
2/29/2024 3:53 PM	35:00	6.26 pH	16.11 °C	130.26 µS/cm	1.08 mg/L	9.39 NTU	51.5 mV	17.25 ft	100.00 ml/min
2/29/2024 3:58 PM	40:00	6.26 pH	16.19 °C	130.16 µS/cm	1.11 mg/L	8.45 NTU	50.2 mV	17.25 ft	100.00 ml/min
2/29/2024 4:03 PM	45:00	6.26 pH	16.23 °C	130.03 µS/cm	1.09 mg/L	10.80 NTU	49.1 mV	17.25 ft	100.00 ml/min
2/29/2024 4:08 PM	50:00	6.26 pH	16.01 °C	128.99 µS/cm	1.11 mg/L	9.08 NTU	48.7 mV	17.25 ft	100.00 ml/min
2/29/2024 4:13 PM	55:00	6.27 pH	15.75 °C	129.25 µS/cm	1.17 mg/L	8.51 NTU	48.3 mV	17.25 ft	100.00 ml/min
2/29/2024 4:18 PM	01:00:00	6.26 pH	15.74 °C	129.37 µS/cm	1.18 mg/L	7.75 NTU	47.8 mV	17.25 ft	100.00 ml/min
2/29/2024 4:23 PM	01:05:00	6.27 pH	15.83 °C	129.37 µS/cm	1.20 mg/L	14.30 NTU	47.3 mV	17.40 ft	400.00 ml/min
2/29/2024 4:28 PM	01:10:00	6.27 pH	17.39 °C	130.29 µS/cm	1.00 mg/L	8.46 NTU	54.4 mV	17.35 ft	150.00 ml/min

2/29/2024 4:33 PM	01:15:00	6.27 pH	16.68 °C	129.67 µS/cm	0.99 mg/L	7.00 NTU	47.3 mV	17.32 ft	150.00 ml/min
2/29/2024 4:38 PM	01:20:00	6.26 pH	16.84 °C	129.86 µS/cm	1.02 mg/L	4.63 NTU	46.8 mV	17.32 ft	150.00 ml/min

Samples

Sample ID:	Description:
SCH-GWC-11	

Created using VuSitu from In-Situ, Inc.

Low-Flow Test Report:

Test Date / Time: 2/29/2024 2:07:38 PM
Project: SCHERER SAGW 1 (19)
Operator Name: P Wahl

Location Name: SCH-GWC-12 **Well Diameter: 2 in** **Casing Type: PVC** **Screen Length: 10 ft** **Top of Screen: 27.82 ft** **Total Depth: 37.82 ft** **Initial Depth to Water: 24.28 ft**	**Pump Type: Dedicated Bladder** **Tubing Type: LDPE** **Pump Intake From TOC: 32.82 ft** **Estimated Total Volume Pumped: 6000 ml** **Flow Cell Volume: 90 ml** **Final Flow Rate: 200 ml/min** **Final Draw Down: 0.58 ft**	**Instrument Used: Aqua TROLL 400** **Serial Number: 1080297**

Test Notes:

Low-Flow Readings:

Date Time	Elapsed Time	pH	Temperature	Specific Conductivity	RDO Concentration	Turbidity	ORP	Depth to Water	Flow
		+/- 0.1	+/- 0.5	+/- 5 %	+/- 10 %	+/- 10	+/- 10	+/- 0.3	
2/29/2024 2:07 PM	00:00	8.66 pH	14.58 °C	34.64 µS/cm	8.12 mg/L	0.47 NTU	69.0 mV	24.28 ft	200.00 ml/min
2/29/2024 2:12 PM	05:00	5.25 pH	17.01 °C	28.53 µS/cm	4.29 mg/L	1.65 NTU	74.9 mV	24.80 ft	200.00 ml/min
2/29/2024 2:17 PM	10:00	5.26 pH	17.18 °C	28.86 µS/cm	3.70 mg/L	0.96 NTU	72.4 mV	24.85 ft	200.00 ml/min
2/29/2024 2:22 PM	15:00	5.24 pH	17.22 °C	28.66 µS/cm	3.40 mg/L	1.16 NTU	72.5 mV	24.86 ft	200.00 ml/min
2/29/2024 2:27 PM	20:00	5.23 pH	17.20 °C	28.37 µS/cm	3.16 mg/L	0.75 NTU	74.0 mV	24.86 ft	200.00 ml/min
2/29/2024 2:32 PM	25:00	5.24 pH	17.18 °C	28.19 µS/cm	3.02 mg/L	0.81 NTU	75.9 mV	24.86 ft	200.00 ml/min
2/29/2024 2:37 PM	30:00	5.24 pH	17.18 °C	28.04 µS/cm	2.93 mg/L	0.69 NTU	77.7 mV	24.86 ft	200.00 ml/min

Samples

Sample ID:	Description:
SCH-GWC-12	

Created using VuSitu from In-Situ, Inc.

Low-Flow Test Report:

Test Date / Time: 3/1/2024 8:20:06 AM
Project: Scherer SAGW01 2024 (25)
Operator Name: Mark Mann

Location Name: SCH-GWC-13 **Latitude: 33.07682534217196** **Longitude: -83.79842690199965** **Well Diameter: 2 in** **Casing Type: PVC** **Screen Length: 10 ft** **Top of Screen: 34.2 ft** **Total Depth: 44.2 ft** **Initial Depth to Water: 29.12 ft**	**Pump Type: Dedicated Bladder** **Tubing Type: LDPE** **Pump Intake From TOC: 34.52 ft** **Estimated Total Volume Pumped: 6000 ml** **Flow Cell Volume: 90 ml** **Final Flow Rate: 300 ml/min** **Final Draw Down: 0.27 ft**	**Instrument Used: Aqua TROLL 400** **Serial Number: 883553**

Test Notes:

Weather Conditions:
Rain

Low-Flow Readings:

Date Time	Elapsed Time	pH	Temperature	Specific Conductivity	RDO Concentration	Turbidity	ORP	Depth to Water	Flow
		+/- 0.1	+/- 0.5	+/- 5 %	+/- 10 %	+/- 5	+/- 10	+/- 0.3	
3/1/2024 8:20 AM	00:00	6.38 pH	11.94 °C	109.91 µS/cm	9.52 mg/L	1.18 NTU	78.4 mV	29.12 ft	300.00 ml/min
3/1/2024 8:25 AM	05:00	5.95 pH	16.38 °C	98.54 µS/cm	4.14 mg/L	0.69 NTU	43.9 mV	29.38 ft	300.00 ml/min
3/1/2024 8:30 AM	10:00	5.87 pH	16.57 °C	101.79 µS/cm	3.60 mg/L	0.92 NTU	46.4 mV	29.34 ft	300.00 ml/min
3/1/2024 8:35 AM	15:00	5.88 pH	16.72 °C	103.37 µS/cm	3.45 mg/L	0.94 NTU	53.9 mV	29.37 ft	300.00 ml/min
3/1/2024 8:40 AM	20:00	5.90 pH	16.72 °C	104.32 µS/cm	3.45 mg/L	0.58 NTU	58.4 mV	29.39 ft	300.00 ml/min

Samples

Sample ID:	Description:
SCH-GWC-13	

Created using VuSitu from In-Situ, Inc.

Low-Flow Test Report:

Test Date / Time: 3/1/2024 9:01:56 AM
Project: Scherer SAGW01 2024 (26)
Operator Name: Mark Mann

Location Name: SCH-GWC-14 **Latitude: 33.07761931794982** **Longitude: -83.79933457829412** **Well Diameter: 2 in** **Casing Type: PVC** **Screen Length: 10 ft** **Top of Screen: 17.5 ft** **Total Depth: 27.5 ft** **Initial Depth to Water: 12.4 ft**	**Pump Type: Dedicated Bladder** **Tubing Type: LDPE** **Pump Intake From TOC: 18.88 ft** **Estimated Total Volume Pumped: 4500 ml** **Flow Cell Volume: 90 ml** **Final Flow Rate: 150 ml/min** **Final Draw Down: 0.08 ft**	**Instrument Used: Aqua TROLL 400** **Serial Number: 883553**

Test Notes:

Weather Conditions:
Rain

Low-Flow Readings:

Date Time	Elapsed Time	pH	Temperature	Specific Conductivity	RDO Concentration	Turbidity	ORP	Depth to Water	Flow
		+/- 0.1	+/- 0.5	+/- 5 %	+/- 10 %	+/- 5	+/- 10	+/- 0.3	
3/1/2024 9:02 AM	00:00	6.02 pH	11.94 °C	85.63 µS/cm	5.53 mg/L	0.53 NTU	84.7 mV	12.40 ft	250.00 ml/min
3/1/2024 9:07 AM	05:00	5.58 pH	15.43 °C	83.00 µS/cm	1.14 mg/L	2.95 NTU	80.0 mV	12.55 ft	250.00 ml/min
3/1/2024 9:12 AM	10:00	5.55 pH	15.57 °C	83.67 µS/cm	0.41 mg/L	2.50 NTU	74.1 mV	12.55 ft	250.00 ml/min
3/1/2024 9:17 AM	15:00	5.54 pH	15.71 °C	84.07 µS/cm	0.30 mg/L	3.05 NTU	70.1 mV	12.52 ft	150.00 ml/min
3/1/2024 9:22 AM	20:00	5.55 pH	15.08 °C	83.80 µS/cm	0.27 mg/L	1.08 NTU	77.2 mV	12.48 ft	150.00 ml/min

Samples

Sample ID:	Description:
SCH-GWC-14	

Created using VuSitu from In-Situ, Inc.

Low-Flow Test Report:

Test Date / Time: 3/4/2024 12:33:32 PM
Project: Scherer SAGW01 2024 (30)
Operator Name: Mark Mann

Location Name: SCH-GWA-15 **Latitude: 33.07860197036821** **Longitude: -83.79868372351285** **Well Diameter: 2 in** **Casing Type: PVC** **Screen Length: 10 ft** **Top of Screen: 19.54 ft** **Total Depth: 29.54 ft** **Initial Depth to Water: 11.18 ft**	**Pump Type: Dedicated Bladder** **Tubing Type: LDPE** **Pump Intake From TOC: 20.94 ft** **Estimated Total Volume Pumped: 4600 ml** **Flow Cell Volume: 90 ml** **Final Flow Rate: 200 ml/min** **Final Draw Down: 0.26 ft**	**Instrument Used: Aqua TROLL 400** **Serial Number: 883553**

Test Notes:

Weather Conditions:
Sunny

Low-Flow Readings:

Date Time	Elapsed Time	pH	Temperature	Specific Conductivity	RDO Concentration	Turbidity	ORP	Depth to Water	Flow
		+/- 0.1	+/- 0.5	+/- 5 %	+/- 10 %	+/- 5	+/- 10	+/- 0.3	
3/4/2024 12:33 PM	00:00	6.39 pH	17.93 °C	66.05 µS/cm	6.33 mg/L	2.50 NTU	65.8 mV	11.18 ft	300.00 ml/min
3/4/2024 12:38 PM	05:00	5.29 pH	16.94 °C	62.37 µS/cm	0.98 mg/L	2.89 NTU	60.6 mV	11.44 ft	220.00 ml/min
3/4/2024 12:43 PM	10:00	5.25 pH	16.92 °C	62.32 µS/cm	0.58 mg/L	1.32 NTU	58.5 mV	11.41 ft	200.00 ml/min
3/4/2024 12:48 PM	15:00	5.24 pH	16.92 °C	62.35 µS/cm	0.38 mg/L	0.98 NTU	60.3 mV	11.41 ft	200.00 ml/min
3/4/2024 12:53 PM	20:00	5.24 pH	16.95 °C	62.43 µS/cm	0.31 mg/L	0.75 NTU	59.5 mV	11.44 ft	200.00 ml/min

Samples

Sample ID:	Description:
SCH-GWA-15	

Created using VuSitu from In-Situ, Inc.

Low-Flow Test Report:

Test Date / Time: 2/28/2024 3:50:10 PM
Project: SCHERER SAGW 1 (18)
Operator Name: P Wahl

Location Name: SCH-GWA-16 **Well Diameter: 2 in** **Casing Type: PVC** **Screen Length: 10 ft** **Top of Screen: 47.93 ft** **Total Depth: 57.93 ft** **Initial Depth to Water: 32.65 ft**	**Pump Type: Dedicated Bladder** **Tubing Type: LDPE** **Pump Intake From TOC: 49.58 ft** **Estimated Total Volume Pumped: 3000 ml** **Flow Cell Volume: 90 ml** **Final Flow Rate: 120 ml/min** **Final Draw Down: 0.13 ft**	**Instrument Used: Aqua TROLL 400** **Serial Number: 1080297**

Test Notes:

Low-Flow Readings:

Date Time	Elapsed Time	pH	Temperature	Specific Conductivity	RDO Concentration	Turbidity	ORP	Depth to Water	Flow
		+/- 0.1	+/- 0.5	+/- 5 %	+/- 10 %	+/- 10	+/- 10	+/- 0.3	
2/28/2024 3:50 PM	00:00	7.45 pH	24.00 °C	122.83 µS/cm	6.68 mg/L	1.25 NTU	42.1 mV	32.65 ft	120.00 ml/min
2/28/2024 3:55 PM	05:00	6.50 pH	20.85 °C	132.22 µS/cm	5.40 mg/L	0.32 NTU	38.0 mV	32.75 ft	120.00 ml/min
2/28/2024 4:00 PM	10:00	6.49 pH	20.46 °C	132.60 µS/cm	5.26 mg/L	0.33 NTU	39.2 mV	32.76 ft	120.00 ml/min
2/28/2024 4:05 PM	15:00	6.48 pH	20.29 °C	133.04 µS/cm	5.21 mg/L	0.38 NTU	40.5 mV	32.76 ft	120.00 ml/min
2/28/2024 4:10 PM	20:00	6.48 pH	20.22 °C	133.45 µS/cm	5.17 mg/L	0.40 NTU	40.9 mV	32.78 ft	120.00 ml/min
2/28/2024 4:15 PM	25:00	6.49 pH	20.07 °C	133.43 µS/cm	5.15 mg/L	0.41 NTU	41.8 mV	32.78 ft	120.00 ml/min

Samples

Sample ID:	Description:
SCH-GWA-16	

Created using VuSitu from In-Situ, Inc.

Low-Flow Test Report:

Test Date / Time: 2/28/2024 4:08:35 PM
Project: Scherer SAE (18)
Operator Name: T Johnson

Location Name: SCH-GWA-17 **Well Diameter: 2 in** **Casing Type: PVC** **Screen Length: 10 ft** **Top of Screen: 47 ft** **Total Depth: 57.93 ft** **Initial Depth to Water: 31.54 ft**	**Pump Type: Dedicated Bladder** **Tubing Type: True poly** **Pump Intake From TOC: 49.58 ft** **Estimated Total Volume Pumped: 4100 ml** **Flow Cell Volume: 90 ml** **Final Flow Rate: 160 ml/min** **Final Draw Down: 0.14 ft**	**Instrument Used: Aqua TROLL 400** **Serial Number: 843593**

Test Notes:
Pre purged 1 L

Low-Flow Readings:

Date Time	Elapsed Time	pH	Temperature	Specific Conductivity	RDO Concentration	Turbidity	ORP	Depth to Water	Flow
		+/- 0.1	+/- 0.5	+/- 5 %	+/- 0.2	+/- 5	+/- 10	+/- 0.3	
2/28/2024 4:10 PM	00:00	6.42 pH	20.75 °C	100.93 µS/cm	7.72 mg/L	1.75 NTU	93.4 mV	31.65 ft	160.00 ml/min
2/28/2024 4:15 PM	05:00	6.37 pH	20.38 °C	102.60 µS/cm	7.62 mg/L	1.59 NTU	87.9 mV	31.68 ft	160.00 ml/min
2/28/2024 4:20 PM	10:00	6.37 pH	20.14 °C	105.80 µS/cm	7.62 mg/L	1.94 NTU	88.5 mV	31.73 ft	160.00 ml/min
2/28/2024 4:25 PM	15:00	6.38 pH	19.90 °C	107.99 µS/cm	7.58 mg/L	1.77 NTU	88.9 mV	31.73 ft	180.00 ml/min
2/28/2024 4:30 PM	20:00	6.39 pH	19.95 °C	109.96 µS/cm	7.62 mg/L	1.42 NTU	89.0 mV	31.68 ft	160.00 ml/min
2/28/2024 4:35 PM	25:00	6.41 pH	20.24 °C	111.69 µS/cm	7.51 mg/L	0.98 NTU	114.0 mV	31.68 ft	160.00 ml/min

Samples

Sample ID:	Description:
SCH-GWA-17	TDS, chloride, fluoride, sulfate,metals, alkalinity

Low-Flow Test Report:

Test Date / Time: 2/29/2024 3:22:24 PM
Project: Scherer SAGW01 2024 (24)
Operator Name: Mark Mann

Location Name: SCH-GWC-18 **Latitude: 33.07858456250094** **Longitude: -83.79554607664438** **Well Diameter: 2 in** **Casing Type: PVC** **Screen Length: 10 ft** **Top of Screen: 61.25 ft** **Total Depth: 71.25 ft** **Initial Depth to Water: 35.18 ft**	**Pump Type: Dedicated Bladder** **Tubing Type: LDPE** **Pump Intake From TOC: 62.46 ft** **Estimated Total Volume Pumped: 4000 ml** **Flow Cell Volume: 90 ml** **Final Flow Rate: 200 ml/min** **Final Draw Down: 0.77 ft**	**Instrument Used: Aqua TROLL 400** **Serial Number: 883553**

Test Notes:

Weather Conditions:
Sunny

Low-Flow Readings:

Date Time	Elapsed Time	pH	Temperature	Specific Conductivity	RDO Concentration	Turbidity	ORP	Depth to Water	Flow
		+/- 0.1	+/- 0.5	+/- 5 %	+/- 10 %	+/- 5	+/- 10	+/- 0.3	
2/29/2024 3:22 PM	00:00	7.07 pH	17.19 °C	123.74 µS/cm	8.69 mg/L	3.03 NTU	82.0 mV	35.18 ft	200.00 ml/min
2/29/2024 3:27 PM	05:00	6.62 pH	17.14 °C	131.24 µS/cm	6.77 mg/L	2.44 NTU	75.5 mV	35.72 ft	200.00 ml/min
2/29/2024 3:32 PM	10:00	6.54 pH	17.35 °C	130.95 µS/cm	6.75 mg/L	0.96 NTU	74.2 mV	35.92 ft	200.00 ml/min
2/29/2024 3:37 PM	15:00	6.52 pH	17.36 °C	130.57 µS/cm	6.72 mg/L	1.23 NTU	73.5 mV	35.98 ft	200.00 ml/min
2/29/2024 3:42 PM	20:00	6.51 pH	17.36 °C	130.73 µS/cm	6.75 mg/L	1.24 NTU	96.7 mV	35.95 ft	200.00 ml/min

Samples

Sample ID:	Description:
SCH-GWC-18	

Created using VuSitu from In-Situ, Inc.

Low-Flow Test Report:

Test Date / Time: 2/29/2024 2:20:45 PM
Project: Scherer SAGW01 2024 (23)
Operator Name: Mark Mann

Location Name: SCH-GWC-19 **Latitude: 33.07764603307366** **Longitude: -83.79410872196407** **Well Diameter: 2 in** **Casing Type: PVC** **Screen Length: 10 ft** **Top of Screen: 52.75 ft** **Total Depth: 62.75 ft** **Initial Depth to Water: 38.46 ft**	**Pump Type: Dedicated Bladder** **Tubing Type: LDPE** **Pump Intake From TOC: 54.51 ft** **Estimated Total Volume Pumped: 4000 ml** **Flow Cell Volume: 90 ml** **Final Flow Rate: 200 ml/min** **Final Draw Down: 1.32 ft**	**Instrument Used: Aqua TROLL 400** **Serial Number: 883553**

Test Notes:

Weather Conditions:
Sunny

Low-Flow Readings:

Date Time	Elapsed Time	pH	Temperature	Specific Conductivity	RDO Concentration	Turbidity	ORP	Depth to Water	Flow
		+/- 0.1	+/- 0.5	+/- 5 %	+/- 10 %	+/- 5	+/- 10	+/- 0.3	
2/29/2024 2:20 PM	00:00	6.87 pH	15.79 °C	199.53 µS/cm	9.50 mg/L	6.63 NTU	119.8 mV	38.46 ft	200.00 ml/min
2/29/2024 2:25 PM	05:00	6.37 pH	17.63 °C	198.56 µS/cm	5.63 mg/L	1.86 NTU	100.4 mV	39.45 ft	200.00 ml/min
2/29/2024 2:30 PM	10:00	6.34 pH	17.62 °C	198.11 µS/cm	5.47 mg/L	0.94 NTU	76.1 mV	39.71 ft	200.00 ml/min
2/29/2024 2:35 PM	15:00	6.34 pH	17.63 °C	197.69 µS/cm	5.35 mg/L	0.65 NTU	76.4 mV	39.72 ft	200.00 ml/min
2/29/2024 2:40 PM	20:00	6.33 pH	17.81 °C	197.09 µS/cm	5.32 mg/L	0.33 NTU	76.7 mV	39.78 ft	200.00 ml/min

Samples

Sample ID:	Description:
SCH-GWC-19	

Created using VuSitu from In-Situ, Inc.

Low-Flow Test Report:

Test Date / Time: 3/1/2024 10:11:37 AM
Project: Scherer SAGW01 2024 (27)
Operator Name: Mark Mann

Location Name: SCH-GWC-20 **Latitude: 33.07847249037391** **Longitude: -83.79251257690875** **Well Diameter: 2 in** **Casing Type: PVC** **Screen Length: 10 ft** **Top of Screen: 62.7 ft** **Total Depth: 72.7 ft** **Initial Depth to Water: 45.64 ft**	**Pump Type: Dedicated Bladder** **Tubing Type: LDPE** **Pump Intake From TOC: 64.76 ft** **Estimated Total Volume Pumped: 3829.333 ml** **Flow Cell Volume: 90 ml** **Final Flow Rate: 160 ml/min** **Final Draw Down: 0.15 ft**	**Instrument Used: Aqua TROLL 400** **Serial Number: 883553**

Test Notes:

Weather Conditions:
Rain

Low-Flow Readings:

Date Time	Elapsed Time	pH	Temperature	Specific Conductivity	RDO Concentration	Turbidity	ORP	Depth to Water	Flow
		+/- 0.1	+/- 0.5	+/- 5 %	+/- 10 %	+/- 5	+/- 10	+/- 0.3	
3/1/2024 10:11 AM	00:00	6.39 pH	7.12 °C	160.92 µS/cm	11.14 mg/L	0.59 NTU	90.2 mV	45.64 ft	160.00 ml/min
3/1/2024 10:15 AM	03:56	6.68 pH	13.97 °C	172.78 µS/cm	6.56 mg/L	1.35 NTU	101.4 mV	45.79 ft	160.00 ml/min
3/1/2024 10:20 AM	08:56	6.72 pH	14.99 °C	170.19 µS/cm	6.32 mg/L	1.80 NTU	99.4 mV	45.82 ft	160.00 ml/min
3/1/2024 10:25 AM	13:56	6.73 pH	15.13 °C	170.24 µS/cm	6.29 mg/L	2.28 NTU	83.5 mV	45.83 ft	160.00 ml/min
3/1/2024 10:30 AM	18:56	6.76 pH	14.03 °C	167.67 µS/cm	6.15 mg/L	2.56 NTU	81.3 mV	45.86 ft	160.00 ml/min
3/1/2024 10:35 AM	23:56	6.73 pH	15.03 °C	171.45 µS/cm	6.25 mg/L	2.11 NTU	80.0 mV	45.79 ft	160.00 ml/min

Samples

Sample ID:	Description:
SCH-GWC-20	

Low-Flow Test Report:

Test Date / Time: 2/29/2024 3:38:44 PM
Project: SHEW
Operator Name: MW

Location Name: SCH-GWA-21 **Latitude: 33.08045152112197** **Longitude: -83.79809455953892** **Well Diameter: 2 in** **Casing Type: PVC-40** **Screen Length: 10 ft** **Top of Screen: 10.6 ft** **Total Depth: 20.6 ft** **Initial Depth to Water: 5.05 m**	**Pump Type: Dedicated bladder MP-50** **Tubing Type: Tru Poly** **Estimated Total Volume Pumped: 3500 ml** **Flow Cell Volume: 90 ml** **Final Flow Rate: 140 ml/min** **Final Draw Down: -4.997 m**	**Instrument Used: Aqua TROLL 400** **Serial Number: 850735**

Test Notes:

Weather Conditions:
Overcast

Low-Flow Readings:

Date Time	Elapsed Time	pH	Temperature	Specific Conductivity	RDO Concentration	Turbidity	ORP	Depth to Water	Flow
		+/- 0.1	+/- 0.5	+/- 5 %	+/- 0.2	+/- 5	+/- 10	+/- 0.3	
2/29/2024 3:40 PM	00:00	5.77 pH	15.48 °C	97.84 µS/cm	2.86 mg/L	2.83 NTU	207.2 mV	5.37 ft	140.00 ml/min
2/29/2024 3:45 PM	05:00	5.78 pH	15.30 °C	97.90 µS/cm	2.91 mg/L	2.18 NTU	159.0 mV	5.35 ft	140.00 ml/min
2/29/2024 3:50 PM	10:00	5.78 pH	15.25 °C	98.07 µS/cm	2.86 mg/L	1.48 NTU	150.6 mV	5.35 ft	140.00 ml/min
2/29/2024 3:55 PM	15:00	5.78 pH	15.26 °C	98.06 µS/cm	2.87 mg/L	1.49 NTU	139.0 mV	5.35 ft	140.00 ml/min
2/29/2024 4:00 PM	20:00	5.79 pH	15.26 °C	97.42 µS/cm	2.87 mg/L	1.49 NTU	131.1 mV	5.35 ft	140.00 ml/min
2/29/2024 4:05 PM	25:00	5.80 pH	15.24 °C	97.41 µS/cm	2.84 mg/L	1.29 NTU	125.8 mV	5.35 ft	140.00 ml/min

Samples

Sample ID:	Description:
SCH-GWA-21	TDS chloride alkalinity 6020B 7470A

Low-Flow Test Report:

Test Date / Time: 3/4/2024 11:48:46 AM
Project: Scherer SAGW01 2024 (29)
Operator Name: Mark Mann

Location Name: SCH-GWA-22 **Latitude: 33.081232295402465** **Longitude: -83.79808357924577** **Well Diameter: 2 in** **Casing Type: PVC** **Screen Length: 10 ft** **Top of Screen: 32.5 ft** **Total Depth: 42.5 ft** **Initial Depth to Water: 24.14 ft**	**Pump Type: Peristaltic** **Tubing Type: LDPE** **Pump Intake From TOC: 45 ft** **Estimated Total Volume Pumped: 3400 ml** **Flow Cell Volume: 90 ml** **Final Flow Rate: 170 ml/min** **Final Draw Down: 0.26 ft**	**Instrument Used: Aqua TROLL 400** **Serial Number: 883553**

Test Notes:

Weather Conditions:
Sunny

Low-Flow Readings:

Date Time	Elapsed Time	pH	Temperature	Specific Conductivity	RDO Concentration	Turbidity	ORP	Depth to Water	Flow
		+/- 0.1	+/- 0.5	+/- 5 %	+/- 10 %	+/- 5	+/- 10	+/- 0.3	
3/4/2024 11:48 AM	00:00	6.46 pH	19.45 °C	116.07 µS/cm	5.69 mg/L	5.72 NTU	58.7 mV	24.14 ft	170.00 ml/min
3/4/2024 11:53 AM	05:00	6.41 pH	18.21 °C	124.56 µS/cm	3.90 mg/L	3.01 NTU	48.7 mV	24.40 ft	170.00 ml/min
3/4/2024 11:58 AM	10:00	6.42 pH	18.10 °C	124.44 µS/cm	3.86 mg/L	3.54 NTU	51.9 mV	24.39 ft	170.00 ml/min
3/4/2024 12:03 PM	15:00	6.42 pH	18.07 °C	123.79 µS/cm	3.84 mg/L	3.98 NTU	54.1 mV	24.40 ft	170.00 ml/min
3/4/2024 12:08 PM	20:00	6.41 pH	18.08 °C	122.96 µS/cm	3.82 mg/L	3.11 NTU	53.6 mV	24.40 ft	170.00 ml/min

Samples

Sample ID:	Description:
SCH-GWA-22	
SCH-PAC-FB-7	

Low-Flow Test Report:

Test Date / Time: 3/4/2024 3:18:56 PM
Project: Scherer SAGW (4)
Operator Name: T Johnson

Location Name: SCH-GWC-29 **Well Diameter: 2 in** **Casing Type: PVC** **Screen Length: 10 ft** **Top of Screen: 17 ft** **Total Depth: 27 ft** **Initial Depth to Water: 5.75 ft**	**Pump Type: Dedicated** **Tubing Type: True poly** **Pump Intake From TOC: 22 ft** **Estimated Total Volume Pumped: 3200 ml** **Flow Cell Volume: 90 ml** **Final Flow Rate: 160 ml/min** **Final Draw Down: 0.18 ft**	**Instrument Used: Aqua TROLL 400** **Serial Number: 843593**

Test Notes:

Low-Flow Readings:

Date Time	Elapsed Time	pH	Temperature	Specific Conductivity	RDO Concentration	Turbidity	ORP	Depth to Water	Flow
		+/- 0.1	+/- 0.5	+/- 5 %	+/- 0.2	+/- 5	+/- 10	+/- 0.3	
3/4/2024 3:20 PM	00:00	6.61 pH	17.68 °C	191.36 µS/cm	0.67 mg/L	0.54 NTU	318.4 mV	5.93 ft	160.00 ml/min
3/4/2024 3:25 PM	05:00	6.54 pH	17.23 °C	193.62 µS/cm	0.35 mg/L	0.46 NTU	351.6 mV	5.91 ft	160.00 ml/min
3/4/2024 3:30 PM	10:00	6.54 pH	17.14 °C	193.86 µS/cm	0.34 mg/L	0.41 NTU	361.8 mV	5.92 ft	160.00 ml/min
3/4/2024 3:35 PM	15:00	6.53 pH	17.18 °C	193.69 µS/cm	0.30 mg/L	0.62 NTU	366.2 mV	5.93 ft	160.00 ml/min
3/4/2024 3:40 PM	20:00	6.52 pH	17.16 °C	194.11 µS/cm	0.31 mg/L	0.55 NTU	371.2 mV	5.93 ft	160.00 ml/min

Samples

Sample ID:	Description:
SCH-GWC-29	Metals, alkalinity, chloride, fluoride, sulfate, TDS

Created using VuSitu from In-Situ, Inc.

Low-Flow Test Report:

Test Date / Time: 3/4/2024 11:28:55 AM
Project: Scherer SAGW
Operator Name: T Johnson

Location Name: SCH-GWA-45 **Well Diameter: 2 in** **Casing Type: PVC** **Screen Length: 10 ft** **Top of Screen: 26 ft** **Total Depth: 36 ft** **Initial Depth to Water: 15.77 ft**	**Pump Type: Dedicated** **Tubing Type: True poly** **Pump Intake From TOC: 31 ft** **Estimated Total Volume Pumped: 3200 ml** **Flow Cell Volume: 90 ml** **Final Flow Rate: 160 ml/min** **Final Draw Down: 0.78 ft**	**Instrument Used: Aqua TROLL 400** **Serial Number: 843593**

Test Notes:
Pre purged 1.5 L

Low-Flow Readings:

Date Time	Elapsed Time	pH	Temperature	Specific Conductivity	RDO Concentration	Turbidity	ORP	Depth to Water	Flow
		+/- 0.1	+/- 0.5	+/- 5 %	+/- 0.2	+/- 5	+/- 10	+/- 0.3	
3/4/2024 11:30 AM	00:00	6.57 pH	17.84 °C	480.70 µS/cm	1.27 mg/L	3.75 NTU	72.1 mV	16.27 ft	160.00 ml/min
3/4/2024 11:35 AM	05:00	6.54 pH	17.57 °C	473.90 µS/cm	0.75 mg/L	3.91 NTU	90.1 mV	16.49 ft	160.00 ml/min
3/4/2024 11:40 AM	10:00	6.52 pH	17.54 °C	474.60 µS/cm	0.46 mg/L	4.63 NTU	86.6 mV	16.55 ft	160.00 ml/min
3/4/2024 11:45 AM	15:00	6.52 pH	17.53 °C	473.09 µS/cm	0.44 mg/L	3.99 NTU	85.6 mV	16.56 ft	160.00 ml/min
3/4/2024 11:50 AM	20:00	6.54 pH	17.54 °C	470.85 µS/cm	0.37 mg/L	3.95 NTU	83.9 mV	16.55 ft	160.00 ml/min

Samples

Sample ID:	Description:
SCH-GWA-45	Metals, TDS, alkalinity, chloride, fluoride, sulfate

Created using VuSitu from In-Situ, Inc.

Low-Flow Test Report:

Test Date / Time: 3/4/2024 11:27:16 AM
Project: Scherer SAGW01 2024
Operator Name: John Bankhead

Location Name: SCH-GWA-46 **Latitude: 33.08078549805384** **Longitude: -83.80217394799348** **Well Diameter: 2 in** **Casing Type: PVC** **Screen Length: 10 ft** **Top of Screen: 37 ft** **Total Depth: 47 ft** **Initial Depth to Water: 32.69 ft**	**Pump Type: Dedicated Bladder** **Tubing Type: LDPE** **Pump Intake From TOC: 38.44 ft** **Estimated Total Volume Pumped: 3600 ml** **Flow Cell Volume: 90 ml** **Final Flow Rate: 120 ml/min** **Final Draw Down: 0.2 ft**	**Instrument Used: Aqua TROLL 400** **Serial Number: 980712**

Test Notes:

Weather Conditions:
Cloudy

Low-Flow Readings:

Date Time	Elapsed Time	pH	Temperature	Specific Conductivity	RDO Concentration	Turbidity	ORP	Depth to Water	Flow
		+/- 0.1	+/- 0.5	+/- 5 %	+/- 10 %	+/- 5	+/- 10	+/- 0.3	
3/4/2024 11:27 AM	00:00	7.47 pH	19.46 °C	96.29 µS/cm	8.49 mg/L	0.60 NTU	123.6 mV	32.69 ft	120.00 ml/min
3/4/2024 11:32 AM	05:00	6.05 pH	18.38 °C	83.94 µS/cm	3.96 mg/L	0.65 NTU	79.3 mV	32.91 ft	120.00 ml/min
3/4/2024 11:37 AM	10:00	6.01 pH	18.12 °C	83.26 µS/cm	3.14 mg/L	0.38 NTU	69.5 mV	32.91 ft	120.00 ml/min
3/4/2024 11:42 AM	15:00	5.98 pH	18.07 °C	81.92 µS/cm	2.93 mg/L	0.46 NTU	89.1 mV	32.90 ft	120.00 ml/min
3/4/2024 11:47 AM	20:00	5.97 pH	18.07 °C	81.49 µS/cm	2.51 mg/L	0.42 NTU	64.3 mV	32.90 ft	120.00 ml/min
3/4/2024 11:52 AM	25:00	5.95 pH	18.09 °C	81.19 µS/cm	2.33 mg/L	0.60 NTU	62.8 mV	32.89 ft	120.00 ml/min
3/4/2024 11:57 AM	30:00	5.94 pH	18.11 °C	81.00 µS/cm	2.29 mg/L	0.41 NTU	83.1 mV	32.89 ft	120.00 ml/min

Samples

Sample ID:	Description:

Low-Flow Test Report:

Test Date / Time: 3/4/2024 12:34:45 PM
Project: Scherer SAGW01 2024
Operator Name: John Bankhead

Location Name: SCH-GWA-47 **Latitude: 33.081018766419106** **Longitude: -83.8010090310907** **Well Diameter: 2 in** **Casing Type: PVC** **Screen Length: 10 ft** **Top of Screen: 46.55 ft** **Total Depth: 56.55 ft** **Initial Depth to Water: 40.55 ft**	**Pump Type: Dedicated Bladder** **Tubing Type: LDPE** **Pump Intake From TOC: 48.02 ft** **Estimated Total Volume Pumped: 3000 ml** **Flow Cell Volume: 90 ml** **Final Flow Rate: 120 ml/min** **Final Draw Down: 0.93 ft**	**Instrument Used: Aqua TROLL 400** **Serial Number: 980712**

Test Notes:

Weather Conditions:
Cloudy

Low-Flow Readings:

Date Time	Elapsed Time	pH	Temperature	Specific Conductivity	RDO Concentration	Turbidity	ORP	Depth to Water	Flow
		+/- 0.1	+/- 0.5	+/- 5 %	+/- 10 %	+/- 5	+/- 10	+/- 0.3	
3/4/2024 12:34 PM	00:00	6.39 pH	18.69 °C	117.58 µS/cm	8.78 mg/L	1.00 NTU	81.5 mV	40.55 ft	120.00 ml/min
3/4/2024 12:39 PM	05:00	6.51 pH	18.21 °C	138.46 µS/cm	6.77 mg/L	0.37 NTU	66.1 mV	41.21 ft	120.00 ml/min
3/4/2024 12:44 PM	10:00	6.50 pH	18.16 °C	139.13 µS/cm	6.56 mg/L	0.15 NTU	64.4 mV	41.41 ft	120.00 ml/min
3/4/2024 12:49 PM	15:00	6.50 pH	18.18 °C	139.98 µS/cm	6.36 mg/L	0.15 NTU	84.9 mV	41.49 ft	120.00 ml/min
3/4/2024 12:54 PM	20:00	6.49 pH	18.19 °C	140.13 µS/cm	6.27 mg/L	0.14 NTU	86.2 mV	41.48 ft	120.00 ml/min
3/4/2024 12:59 PM	25:00	6.49 pH	18.19 °C	140.11 µS/cm	6.25 mg/L	0.17 NTU	86.7 mV	41.48 ft	120.00 ml/min

Samples

Sample ID:	Description:

Created using VuSitu from In-Situ, Inc.

Low-Flow Test Report:

Test Date / Time: 3/4/2024 1:37:04 PM
Project: Scherer SAGW01 2024
Operator Name: John Bankhead

Location Name: SCH-GWA-48 **Latitude: 33.08122110556167** **Longitude: -83.79985844724234** **Well Diameter: 2 in** **Casing Type: PVC** **Screen Length: 10 ft** **Top of Screen: 63.92 ft** **Total Depth: 73.92 ft** **Initial Depth to Water: 38.29 ft**	**Pump Type: Dedicated Bladder** **Tubing Type: LDPE** **Pump Intake From TOC: 68.92 ft** **Estimated Total Volume Pumped: 3000 ml** **Flow Cell Volume: 90 ml** **Final Flow Rate: 150 ml/min** **Final Draw Down: 1.96 ft**	**Instrument Used: Aqua TROLL 400** **Serial Number: 980712**

Test Notes:

Weather Conditions:
Cloudy

Low-Flow Readings:

Date Time	Elapsed Time	pH	Temperature	Specific Conductivity	RDO Concentration	Turbidity	ORP	Depth to Water	Flow
		+/- 0.1	+/- 0.5	+/- 5 %	+/- 10 %	+/- 5	+/- 10	+/- 0.3	
3/4/2024 1:37 PM	00:00	8.01 pH	18.96 °C	127.63 µS/cm	8.97 mg/L	2.05 NTU	70.4 mV	38.29 ft	150.00 ml/min
3/4/2024 1:42 PM	05:00	6.93 pH	18.18 °C	123.41 µS/cm	5.81 mg/L	1.02 NTU	52.5 mV	39.34 ft	150.00 ml/min
3/4/2024 1:47 PM	10:00	6.85 pH	18.11 °C	124.47 µS/cm	5.64 mg/L	0.61 NTU	68.6 mV	39.82 ft	150.00 ml/min
3/4/2024 1:52 PM	15:00	6.85 pH	18.15 °C	124.92 µS/cm	5.46 mg/L	0.80 NTU	69.8 mV	40.15 ft	150.00 ml/min
3/4/2024 1:57 PM	20:00	6.86 pH	18.11 °C	125.00 µS/cm	5.44 mg/L	2.19 NTU	70.5 mV	40.25 ft	150.00 ml/min

Samples

Sample ID:	Description:

Created using VuSitu from In-Situ, Inc.

Low-Flow Test Report:

Test Date / Time: 3/4/2024 2:28:05 PM
Project: Scherer SAGW01 2024
Operator Name: John Bankhead

Location Name: SCH-GWA-49 **Latitude: 33.08142818047952** **Longitude: -83.79875035964307** **Well Diameter: 2 in** **Casing Type: PVC** **Screen Length: 10 ft** **Top of Screen: 31 ft** **Total Depth: 41 ft** **Initial Depth to Water: 10.88 ft**	**Pump Type: Dedicated Bladder** **Tubing Type: LDPE** **Pump Intake From TOC: 36 ft** **Estimated Total Volume Pumped: 3000 ml** **Flow Cell Volume: 90 ml** **Final Flow Rate: 200 ml/min** **Final Draw Down: 0.74 ft**	**Instrument Used: Aqua TROLL 400** **Serial Number: 980712**

Test Notes:

Weather Conditions:
Cloudy

Low-Flow Readings:

Date Time	Elapsed Time	pH	Temperature	Specific Conductivity	RDO Concentration	Turbidity	ORP	Depth to Water	Flow
		+/- 0.1	+/- 0.5	+/- 5 %	+/- 10 %	+/- 5	+/- 10	+/- 0.3	
3/4/2024 2:28 PM	00:00	7.02 pH	20.32 °C	146.04 µS/cm	8.12 mg/L	2.09 NTU	69.7 mV	10.88 ft	200.00 ml/min
3/4/2024 2:33 PM	05:00	6.97 pH	18.03 °C	147.40 µS/cm	7.52 mg/L	1.27 NTU	73.4 mV	11.47 ft	200.00 ml/min
3/4/2024 2:38 PM	10:00	6.97 pH	18.00 °C	147.13 µS/cm	7.43 mg/L	3.48 NTU	71.3 mV	11.56 ft	200.00 ml/min
3/4/2024 2:43 PM	15:00	6.96 pH	17.98 °C	146.53 µS/cm	7.40 mg/L	4.95 NTU	72.3 mV	11.62 ft	200.00 ml/min

Samples

Sample ID:	Description:

Low-Flow Test Report:

Test Date / Time: 3/4/2024 2:21:42 PM
Project: Scherer SAGW01 2024 (32)
Operator Name: Mark Mann

Location Name: SCH-GWC-50 **Latitude: 33.07838208203778** **Longitude: -83.79984757433972** **Well Diameter: 2 in** **Casing Type: PVC** **Screen Length: 10 ft** **Top of Screen: 26.3 ft** **Total Depth: 36.3 ft** **Initial Depth to Water: 8.68 ft**	**Pump Type: Bladder** **Tubing Type: LDPE** **Pump Intake From TOC: 28.07 ft** **Estimated Total Volume Pumped: 3350.667 ml** **Flow Cell Volume: 90 ml** **Final Flow Rate: 140 ml/min** **Final Draw Down: 0.34 ft**	**Instrument Used: Aqua TROLL 400** **Serial Number: 883553**

Test Notes:

Weather Conditions:
Sunny

Low-Flow Readings:

Date Time	Elapsed Time	pH	Temperature	Specific Conductivity	RDO Concentration	Turbidity	ORP	Depth to Water	Flow
		+/- 0.1	+/- 0.5	+/- 5 %	+/- 10 %	+/- 5	+/- 10	+/- 0.3	
3/4/2024 2:21 PM	00:00	7.48 pH	20.23 °C	92.92 µS/cm	3.63 mg/L	2.57 NTU	70.3 mV	8.68 ft	140.00 ml/min
3/4/2024 2:25 PM	03:56	5.92 pH	18.52 °C	87.52 µS/cm	0.64 mg/L	0.84 NTU	52.8 mV	9.02 ft	140.00 ml/min
3/4/2024 2:30 PM	08:56	5.78 pH	18.42 °C	87.86 µS/cm	0.31 mg/L	0.39 NTU	71.2 mV	9.02 ft	140.00 ml/min
3/4/2024 2:35 PM	13:56	5.76 pH	18.49 °C	88.15 µS/cm	0.25 mg/L	0.52 NTU	115.8 mV	8.98 ft	140.00 ml/min
3/4/2024 2:40 PM	18:56	5.78 pH	18.58 °C	88.52 µS/cm	0.25 mg/L	0.47 NTU	158.3 mV	8.99 ft	140.00 ml/min
3/4/2024 2:45 PM	23:56	5.77 pH	18.61 °C	88.45 µS/cm	0.24 mg/L	0.54 NTU	296.0 mV	9.02 ft	140.00 ml/min

Samples

Sample ID:	Description:
SCH-GWC-50	

Low-Flow Test Report:

Test Date / Time: 3/4/2024 1:22:27 PM
Project: Scherer SAGW01 2024 (31)
Operator Name: Mark Mann

Location Name: SCH-GWC-51 **Latitude: 33.07817524767775** **Longitude: -83.8014826086199** **Well Diameter: 2 in** **Casing Type: PVC** **Screen Length: 10 ft** **Top of Screen: 16.8 ft** **Total Depth: 26.8 ft** **Initial Depth to Water: 8.49 ft**	**Pump Type: Alexis Peristaltic** **Tubing Type: LDPE** **Pump Intake From TOC: 21 ft** **Estimated Total Volume Pumped: 3000 ml** **Flow Cell Volume: 90 ml** **Final Flow Rate: 150 ml/min** **Final Draw Down: 1.17 ft**	**Instrument Used: Aqua TROLL 400** **Serial Number: 883553**

Test Notes:

Weather Conditions:
Sunny

Low-Flow Readings:

Date Time	Elapsed Time	pH	Temperature	Specific Conductivity	RDO Concentration	Turbidity	ORP	Depth to Water	Flow
		+/- 0.1	+/- 0.5	+/- 5 %	+/- 10 %	+/- 5	+/- 10	+/- 0.3	
3/4/2024 1:22 PM	00:00	5.74 pH	18.98 °C	105.89 µS/cm	4.47 mg/L	20.80 NTU	132.2 mV	8.49 ft	150.00 ml/min
3/4/2024 1:27 PM	05:00	5.85 pH	18.57 °C	107.64 µS/cm	0.29 mg/L	11.40 NTU	311.2 mV	9.68 ft	150.00 ml/min
3/4/2024 1:32 PM	10:00	5.86 pH	18.70 °C	107.48 µS/cm	0.22 mg/L	7.04 NTU	413.7 mV	9.65 ft	150.00 ml/min
3/4/2024 1:37 PM	15:00	5.85 pH	18.79 °C	107.53 µS/cm	0.18 mg/L	2.57 NTU	504.5 mV	9.64 ft	150.00 ml/min
3/4/2024 1:42 PM	20:00	5.85 pH	18.83 °C	107.40 µS/cm	0.15 mg/L	2.28 NTU	531.3 mV	9.66 ft	150.00 ml/min

Samples

Sample ID:	Description:
SCH-GWC-51	

Created using VuSitu from In-Situ, Inc.

Low-Flow Test Report:

Test Date / Time: 3/4/2024 2:03:57 PM
Project: Scherer SAGW (3)
Operator Name: T Johnson

Location Name: SCH-GWC-52 **Well Diameter: 2 ft** **Casing Type: PVC** **Screen Length: 10 ft** **Top of Screen: 22.8 ft** **Total Depth: 32.8 ft** **Initial Depth to Water: 9.2 ft**	**Pump Type: Dedicated** **Tubing Type: True poly** **Pump Intake From TOC: 27.8 ft** **Estimated Total Volume Pumped: 3200 ml** **Flow Cell Volume: 90 ml** **Final Flow Rate: 160 ml/min** **Final Draw Down: 0.16 ft**	**Instrument Used: Aqua TROLL 400** **Serial Number: 843593**

Test Notes:

Low-Flow Readings:

Date Time	Elapsed Time	pH	Temperature	Specific Conductivity	RDO Concentration	Turbidity	ORP	Depth to Water	Flow
		+/- 0.1	+/- 0.5	+/- 5 %	+/- 0.2	+/- 5	+/- 10	+/- 0.3	
3/4/2024 2:05 PM	00:00	7.31 pH	18.26 °C	298.32 µS/cm	2.12 mg/L	1.08 NTU	152.9 mV	9.37 ft	160.00 ml/min
3/4/2024 2:10 PM	05:00	7.11 pH	18.18 °C	302.28 µS/cm	0.70 mg/L	1.77 NTU	290.6 mV	9.38 ft	160.00 ml/min
3/4/2024 2:15 PM	10:00	7.05 pH	18.17 °C	301.96 µS/cm	0.49 mg/L	2.20 NTU	326.9 mV	9.38 ft	160.00 ml/min
3/4/2024 2:20 PM	15:00	7.02 pH	18.17 °C	301.43 µS/cm	0.47 mg/L	1.81 NTU	368.2 mV	9.37 ft	160.00 ml/min
3/4/2024 2:25 PM	20:00	7.01 pH	18.16 °C	301.90 µS/cm	0.51 mg/L	1.40 NTU	380.9 mV	9.36 ft	160.00 ml/min

Samples

Sample ID:	Description:
SCH-GWC-52	Metals, alkalinity, TDS, chloride, fluoride, sulfate

Created using VuSitu from In-Situ, Inc.

Low-Flow Test Report:

Test Date / Time: 3/4/2024 12:26:49 PM
Project: Scherer SAGW (2)
Operator Name: T Johnson

Location Name: SCH-GWC-53 **Well Diameter: 2 in** **Casing Type: PVC** **Screen Length: 10 ft** **Top of Screen: 22.8 ft** **Total Depth: 32.8 ft** **Initial Depth to Water: 10.67 ft**	**Pump Type: Dedicated** **Tubing Type: True poly** **Pump Intake From TOC: 24.19 ft** **Estimated Total Volume Pumped: 160 ml** **Flow Cell Volume: 90 ml** **Final Flow Rate: 160 ml/min** **Final Draw Down: 0.26 ft**	**Instrument Used: Aqua TROLL 400** **Serial Number: 843593**

Test Notes:

Low-Flow Readings:

Date Time	Elapsed Time	pH	Temperature	Specific Conductivity	RDO Concentration	Turbidity	ORP	Depth to Water	Flow
		+/- 0.1	+/- 0.5	+/- 5 %	+/- 0.2	+/- 5	+/- 10	+/- 0.3	
3/4/2024 12:27 PM	00:00	6.28 pH	16.69 °C	462.85 µS/cm	1.84 mg/L	0.57 NTU	105.6 mV	11.00 ft	180.00 ml/min
3/4/2024 12:32 PM	05:00	6.04 pH	16.60 °C	469.38 µS/cm	0.86 mg/L	1.09 NTU	96.1 mV	11.01 ft	180.00 ml/min
3/4/2024 12:37 PM	10:00	5.97 pH	16.60 °C	470.44 µS/cm	0.55 mg/L	1.99 NTU	89.9 mV	11.01 ft	180.00 ml/min
3/4/2024 12:42 PM	15:00	5.95 pH	16.62 °C	471.10 µS/cm	0.50 mg/L	2.86 NTU	85.9 mV	10.95 ft	160.00 ml/min
3/4/2024 12:47 PM	20:00	5.94 pH	16.59 °C	470.38 µS/cm	0.75 mg/L	2.28 NTU	83.3 mV	10.95 ft	160.00 ml/min
3/4/2024 12:52 PM	25:00	5.92 pH	16.61 °C	470.53 µS/cm	0.77 mg/L	2.14 NTU	82.4 mV	10.93 ft	160.00 ml/min
3/4/2024 12:57 PM	30:00	5.90 pH	16.65 °C	470.73 µS/cm	0.69 mg/L	2.42 NTU	81.3 mV	10.93 ft	160.00 ml/min

Samples

Sample ID:	Description:
SCH-GWC-53	Metals, alkalinity, TDS, Chloride, fluoride, sulfate

Created using VuSitu from In-Situ, Inc.

Low-Flow Test Report:

Test Date / Time: 2/22/2024 10:21:43 AM
Project: Scherer SAE (6)
Operator Name: T Johnson

Location Name: SCH-GWC-30 **Well Diameter: 2 ft** **Casing Type: PVC** **Screen Length: 10 ft** **Top of Screen: 10.3 ft** **Total Depth: 20.3 m** **Initial Depth to Water: 5.87 ft**	**Pump Type: Peristaltic** **Tubing Type: True poly** **Pump Intake From TOC: 15.3 ft** **Estimated Total Volume Pumped: 11250 ml** **Flow Cell Volume: 90 ml** **Final Flow Rate: 250 ml/min** **Final Draw Down: 0.18 ft**	**Instrument Used: Aqua TROLL 400** **Serial Number: 843593**

Test Notes:
Pre purged 1.5 L

Low-Flow Readings:

Date Time	Elapsed Time	pH	Temperature	Specific Conductivity	RDO Concentration	Turbidity	ORP	Depth to Water	Flow
		+/- 0.1	+/- 0.5	+/- 5 %	+/- 0.2	+/- 5	+/- 10	+/- 5	
2/22/2024 10:21 AM	00:00	6.36 pH	15.27 °C	222.87 µS/cm	3.51 mg/L	29.00 NTU	73.1 mV	6.02 ft	250.00 ml/min
2/22/2024 10:26 AM	05:00	6.39 pH	15.56 °C	222.21 µS/cm	3.48 mg/L	24.20 NTU	75.1 mV	6.02 ft	250.00 ml/min
2/22/2024 10:31 AM	10:00	6.39 pH	15.75 °C	224.30 µS/cm	3.46 mg/L	16.60 NTU	84.6 mV	6.03 ft	250.00 ml/min
2/22/2024 10:36 AM	15:00	6.41 pH	16.02 °C	226.99 µS/cm	3.39 mg/L	10.90 NTU	81.6 mV	6.04 ft	250.00 ml/min
2/22/2024 10:41 AM	20:00	6.42 pH	15.93 °C	227.82 µS/cm	3.29 mg/L	8.50 NTU	88.8 mV	6.04 ft	250.00 ml/min
2/22/2024 10:46 AM	25:00	6.43 pH	16.08 °C	229.14 µS/cm	3.16 mg/L	8.11 NTU	89.8 mV	6.05 ft	250.00 ml/min
2/22/2024 10:51 AM	30:00	6.45 pH	16.13 °C	230.14 µS/cm	3.09 mg/L	4.63 NTU	97.8 mV	6.04 ft	250.00 ml/min
2/22/2024 10:56 AM	35:00	6.45 pH	16.20 °C	232.31 µS/cm	2.94 mg/L	4.24 NTU	94.8 mV	6.05 ft	250.00 ml/min
2/22/2024 11:01 AM	40:00	6.47 pH	16.19 °C	231.72 µS/cm	2.88 mg/L	4.55 NTU	101.8 mV	6.05 ft	250.00 ml/min
2/22/2024 11:06 AM	45:00	6.47 pH	16.29 °C	233.89 µS/cm	2.81 mg/L	3.00 NTU	97.5 mV	6.05 ft	250.00 ml/min

Samples

Sample ID:	Description:
SCH-GWC-30	Metals, radium, TDS, Chloride, fluoride, sulfate

Low-Flow Test Report:

Test Date / Time: 2/22/2024 11:27:04 AM
Project: SCHERER SAGW 1 (2)
Operator Name: P Wahl

Location Name: SCH-GWC-31 **Well Diameter: 2 in** **Casing Type: PVC** **Screen Length: 10 ft** **Top of Screen: 12.4 ft** **Total Depth: 22.4 ft** **Initial Depth to Water: 5.38 ft**	**Pump Type: Peristaltic** **Tubing Type: LDPE** **Pump Intake From TOC: 17.4 m** **Estimated Total Volume Pumped: 3000 ml** **Flow Cell Volume: 90 ml** **Final Flow Rate: 100 ml/min** **Final Draw Down: 0.45 ft**	**Instrument Used: Aqua TROLL 400** **Serial Number: 1080297**

Test Notes:

Low-Flow Readings:

Date Time	Elapsed Time	pH	Temperature	Specific Conductivity	RDO Concentration	Turbidity	ORP	Depth to Water	Flow
		+/- 0.1	+/- 0.5	+/- 5 %	+/- 10 %	+/- 10	+/- 10	+/- 0.3	
2/22/2024 11:27 AM	00:00	6.87 pH	21.18 °C	169.03 µS/cm	4.73 mg/L	7.09 NTU	88.2 mV	5.38 ft	100.00 ml/min
2/22/2024 11:32 AM	05:00	6.77 pH	17.08 °C	182.51 µS/cm	2.20 mg/L	7.17 NTU	49.2 mV	5.76 ft	100.00 ml/min
2/22/2024 11:37 AM	10:00	6.75 pH	16.81 °C	183.75 µS/cm	2.12 mg/L	5.53 NTU	59.7 mV	5.78 ft	100.00 ml/min
2/22/2024 11:42 AM	15:00	6.77 pH	16.66 °C	184.61 µS/cm	2.03 mg/L	5.00 NTU	40.1 mV	5.79 ft	100.00 ml/min
2/22/2024 11:47 AM	20:00	6.78 pH	16.48 °C	185.76 µS/cm	2.03 mg/L	3.35 NTU	38.5 mV	5.80 ft	100.00 ml/min
2/22/2024 11:52 AM	25:00	6.77 pH	16.24 °C	187.42 µS/cm	1.97 mg/L	3.38 NTU	53.4 mV	5.82 ft	100.00 ml/min
2/22/2024 11:57 AM	30:00	6.77 pH	16.21 °C	187.71 µS/cm	1.96 mg/L	3.08 NTU	37.6 mV	5.83 ft	100.00 ml/min

Samples

Sample ID:	Description:
SCH-GWC-31	

Created using VuSitu from In-Situ, Inc.

Low-Flow Test Report:

Test Date / Time: 2/22/2024 1:39:40 PM
Project: SCHERER SAGW 1 (3)
Operator Name: P Wahl

Location Name: SCH-GWC-32 **Well Diameter: 2 in** **Casing Type: PVC** **Screen Length: 10 ft** **Top of Screen: 27 ft** **Total Depth: 37 ft** **Initial Depth to Water: 23.17 ft**	**Pump Type: Peristaltic** **Tubing Type: LDPE** **Pump Intake From TOC: 32 m** **Estimated Total Volume Pumped: 4000 ml** **Flow Cell Volume: 90 ml** **Final Flow Rate: 100 ml/min** **Final Draw Down: 2.93 ft**	**Instrument Used: Aqua TROLL 400** **Serial Number: 1080297**

Test Notes:

Low-Flow Readings:

Date Time	Elapsed Time	pH	Temperature	Specific Conductivity	RDO Concentration	Turbidity	ORP	Depth to Water	Flow
		+/- 0.1	+/- 0.5	+/- 5 %	+/- 10 %	+/- 10	+/- 10	+/- 0.3	
2/22/2024 1:39 PM	00:00	6.54 pH	27.48 °C	147.68 µS/cm	5.36 mg/L	6.15 NTU	87.6 mV	23.17 ft	100.00 ml/min
2/22/2024 1:44 PM	05:00	6.35 pH	20.82 °C	158.09 µS/cm	4.60 mg/L	5.22 NTU	66.5 mV	24.33 ft	100.00 ml/min
2/22/2024 1:49 PM	10:00	6.36 pH	20.25 °C	159.14 µS/cm	4.68 mg/L	4.17 NTU	89.2 mV	24.72 ft	100.00 ml/min
2/22/2024 1:54 PM	15:00	6.36 pH	20.12 °C	159.14 µS/cm	4.86 mg/L	4.60 NTU	58.9 mV	25.10 ft	100.00 ml/min
2/22/2024 1:59 PM	20:00	6.38 pH	19.88 °C	159.09 µS/cm	5.22 mg/L	3.80 NTU	87.1 mV	25.39 ft	100.00 ml/min
2/22/2024 2:04 PM	25:00	6.36 pH	19.97 °C	159.76 µS/cm	5.25 mg/L	4.39 NTU	88.6 mV	25.64 ft	100.00 ml/min
2/22/2024 2:09 PM	30:00	6.38 pH	19.74 °C	158.95 µS/cm	5.32 mg/L	3.54 NTU	58.2 mV	25.86 ft	100.00 ml/min
2/22/2024 2:14 PM	35:00	6.38 pH	19.84 °C	159.55 µS/cm	5.39 mg/L	3.47 NTU	58.0 mV	26.06 ft	100.00 ml/min
2/22/2024 2:19 PM	40:00	6.36 pH	19.62 °C	159.32 µS/cm	5.14 mg/L	2.93 NTU	87.3 mV	26.10 ft	100.00 ml/min

Samples

Sample ID:	Description:
SCH-GWC-32	

Low-Flow Test Report:

Test Date / Time: 2/22/2024 3:17:00 PM
Project: SCHERER SAGW 1 (4)
Operator Name: P Wahl

Location Name: SCH-GWC-33A **Well Diameter: 2 in** **Casing Type: PVC** **Screen Length: 10 ft** **Top of Screen: 16.73 ft** **Total Depth: 26.73 ft** **Initial Depth to Water: 9.44 ft**	**Pump Type: Peristaltic** **Tubing Type: LDPE** **Pump Intake From TOC: 21.73 ft** **Estimated Total Volume Pumped: 8000 ml** **Flow Cell Volume: 90 ml** **Final Flow Rate: 200 ml/min** **Final Draw Down: 0.24 ft**	**Instrument Used: Aqua TROLL 400** **Serial Number: 1080297**

Test Notes:

Low-Flow Readings:

Date Time	Elapsed Time	pH	Temperature	Specific Conductivity	RDO Concentration	Turbidity	ORP	Depth to Water	Flow
		+/- 0.1	+/- 0.5	+/- 5 %	+/- 10 %	+/- 10	+/- 10	+/- 0.3	
2/22/2024 3:17 PM	00:00	6.58 pH	26.22 °C	131.19 µS/cm	5.84 mg/L	8.15 NTU	84.3 mV	9.44 ft	200.00 ml/min
2/22/2024 3:22 PM	05:00	6.47 pH	19.09 °C	145.70 µS/cm	5.61 mg/L	14.00 NTU	55.5 mV	9.60 ft	200.00 ml/min
2/22/2024 3:27 PM	10:00	6.48 pH	18.54 °C	146.61 µS/cm	5.64 mg/L	14.30 NTU	51.5 mV	9.62 ft	200.00 ml/min
2/22/2024 3:32 PM	15:00	6.47 pH	18.60 °C	146.09 µS/cm	5.59 mg/L	16.20 NTU	51.9 mV	9.64 ft	200.00 ml/min
2/22/2024 3:37 PM	20:00	6.47 pH	18.65 °C	146.05 µS/cm	5.70 mg/L	10.40 NTU	52.3 mV	9.68 ft	200.00 ml/min
2/22/2024 3:42 PM	25:00	6.48 pH	18.52 °C	145.96 µS/cm	5.67 mg/L	8.20 NTU	52.3 mV	9.68 ft	200.00 ml/min
2/22/2024 3:47 PM	30:00	6.48 pH	18.59 °C	145.63 µS/cm	5.61 mg/L	6.97 NTU	52.1 mV	9.68 ft	200.00 ml/min
2/22/2024 3:52 PM	35:00	6.46 pH	18.55 °C	145.42 µS/cm	5.57 mg/L	4.91 NTU	53.0 mV	9.68 ft	200.00 ml/min
2/22/2024 3:57 PM	40:00	6.48 pH	18.51 °C	144.04 µS/cm	5.60 mg/L	3.96 NTU	53.0 mV	9.68 ft	200.00 ml/min

Samples

Sample ID:	Description:
SCH-GWC-33A	

Low-Flow Test Report:

Test Date / Time: 2/26/2024 11:06:53 AM
Project: SCHERER SAGW 1 (7)
Operator Name: P Wahl

Location Name: SCH-GWC-34 **Well Diameter: 2 in** **Casing Type: PVC** **Screen Length: 10 ft** **Top of Screen: 12.3 ft** **Total Depth: 22.3 ft** **Initial Depth to Water: 7.35 ft**	**Pump Type: Peristaltic** **Tubing Type: LDPE** **Pump Intake From TOC: 17 ft** **Estimated Total Volume Pumped: 3000 ml** **Flow Cell Volume: 90 ml** **Final Flow Rate: 150 ml/min** **Final Draw Down: 0.32 ft**	**Instrument Used: Aqua TROLL 400** **Serial Number: 1080297**

Test Notes:

Low-Flow Readings:

Date Time	Elapsed Time	pH	Temperature	Specific Conductivity	RDO Concentration	Turbidity	ORP	Depth to Water	Flow
		+/- 0.1	+/- 0.5	+/- 5 %	+/- 10 %	+/- 10	+/- 10	+/- 0.3	
2/26/2024 11:06 AM	00:00	6.31 pH	23.19 °C	149.88 µS/cm	5.29 mg/L	2.65 NTU	151.4 mV	7.35 ft	150.00 ml/min
2/26/2024 11:11 AM	05:00	6.21 pH	18.61 °C	136.65 µS/cm	3.37 mg/L	0.57 NTU	50.3 mV	7.63 ft	150.00 ml/min
2/26/2024 11:16 AM	10:00	6.21 pH	18.51 °C	137.39 µS/cm	3.33 mg/L	0.47 NTU	44.3 mV	7.65 ft	150.00 ml/min
2/26/2024 11:21 AM	15:00	6.24 pH	18.52 °C	137.10 µS/cm	3.28 mg/L	0.67 NTU	43.1 mV	7.66 ft	150.00 ml/min
2/26/2024 11:26 AM	20:00	6.25 pH	18.37 °C	137.72 µS/cm	3.36 mg/L	0.48 NTU	44.0 mV	7.67 ft	150.00 ml/min

Samples

Sample ID:	Description:
SCH-GWC-34	

Created using VuSitu from In-Situ, Inc.

Low-Flow Test Report:

Test Date / Time: 2/22/2024 2:31:34 PM
Project: Scherer SAGW01 2024 (4)
Operator Name: Mark Mann

Location Name: SCH-GWC-35 **Latitude: 33.072686026050626** **Longitude: -83.79673595692886** **Casing Type: PVC** **Screen Length: 10 ft** **Top of Screen: 12.7 ft** **Total Depth: 22.7 ft** **Initial Depth to Water: 4.6 ft**	**Pump Type: Peristaltic** **Tubing Type: LDPE** **Pump Intake From TOC: 17.7 ft** **Estimated Total Volume Pumped: 5000 ml** **Flow Cell Volume: 90 ml** **Final Flow Rate: 250 ml/min** **Final Draw Down: 0.13 ft**	**Instrument Used: Aqua TROLL 400** **Serial Number: 883553**

Test Notes:

Weather Conditions:
Sunny

Low-Flow Readings:

Date Time	Elapsed Time	pH	Temperature	Specific Conductivity	RDO Concentration	Turbidity	ORP	Depth to Water	Flow
		+/- 0.1	+/- 0.5	+/- 5 %	+/- 10 %	+/- 5	+/- 10	+/- 0.3	
2/22/2024 2:31 PM	00:00	6.40 pH	26.10 °C	394.05 µS/cm	1.33 mg/L	4.50 NTU	72.8 mV	4.60 ft	250.00 ml/min
2/22/2024 2:36 PM	05:00	6.52 pH	19.10 °C	446.60 µS/cm	0.16 mg/L	3.71 NTU	32.4 mV	4.73 ft	250.00 ml/min
2/22/2024 2:41 PM	10:00	6.53 pH	18.84 °C	445.62 µS/cm	0.12 mg/L	3.57 NTU	22.6 mV	4.73 ft	250.00 ml/min
2/22/2024 2:46 PM	15:00	6.54 pH	19.00 °C	440.07 µS/cm	0.11 mg/L	2.29 NTU	19.3 mV	4.74 ft	250.00 ml/min
2/22/2024 2:51 PM	20:00	6.55 pH	19.00 °C	438.02 µS/cm	0.10 mg/L	1.27 NTU	18.3 mV	4.73 ft	250.00 ml/min

Samples

Sample ID:	Description:
SCH-GWC-35	

Low-Flow Test Report:

Test Date / Time: 2/22/2024 1:19:02 PM
Project: Scherer SAGW01 2024 (2)
Operator Name: Mark Mann

Location Name: SCH-GWC-36 **Latitude: 33.071896812869255** **Longitude: -83.79743071307819** **Well Diameter: 2 in** **Casing Type: PVC** **Screen Length: 10 ft** **Top of Screen: 37.9 ft** **Total Depth: 47.9 ft** **Initial Depth to Water: 31.46 ft**	**Pump Type: Bladder** **Tubing Type: LDPE** **Pump Intake From TOC: 43 ft** **Estimated Total Volume Pumped: 4000 ml** **Flow Cell Volume: 90 ml** **Final Flow Rate: 200 ml/min** **Final Draw Down: 0.32 ft**	**Instrument Used: Aqua TROLL 400** **Serial Number: 883553**

Test Notes:

Weather Conditions:
Sunny

Low-Flow Readings:

Date Time	Elapsed Time	pH	Temperature	Specific Conductivity	RDO Concentration	Turbidity	ORP	Depth to Water	Flow
		+/- 0.1	+/- 0.5	+/- 5 %	+/- 10 %	+/- 5	+/- 10	+/- 0.3	
2/22/2024 1:19 PM	00:00	6.32 pH	27.80 °C	157.85 µS/cm	5.52 mg/L	16.50 NTU	77.4 mV	31.46 ft	200.00 ml/min
2/22/2024 1:24 PM	05:00	6.01 pH	19.41 °C	168.45 µS/cm	2.78 mg/L	18.00 NTU	56.6 mV	31.76 ft	200.00 ml/min
2/22/2024 1:29 PM	10:00	5.99 pH	18.96 °C	169.70 µS/cm	2.66 mg/L	13.70 NTU	53.0 mV	31.76 ft	200.00 ml/min
2/22/2024 1:34 PM	15:00	5.99 pH	19.03 °C	170.03 µS/cm	2.60 mg/L	8.25 NTU	77.9 mV	31.79 ft	200.00 ml/min
2/22/2024 1:39 PM	20:00	5.99 pH	19.28 °C	169.29 µS/cm	2.52 mg/L	4.01 NTU	75.8 mV	31.78 ft	200.00 ml/min

Samples

Sample ID:	Description:
SCH-GWC-36	

Created using VuSitu from In-Situ, Inc.

Low-Flow Test Report:

Test Date / Time: 2/22/2024 11:57:50 AM
Project: Scherer SAGW01 2024
Operator Name: Mark Mann

Location Name: SCH-GWC-37 **Latitude: 33.07099652479689** **Longitude: -83.79762374803778** **Well Diameter: 2 in** **Casing Type: PVC** **Screen Length: 10 ft** **Top of Screen: 35.81 ft** **Total Depth: 45.81 ft** **Initial Depth to Water: 22.95 ft**	**Pump Type: Peristaltic** **Tubing Type: LDPE** **Pump Intake From TOC: 40 ft** **Estimated Total Volume Pumped: 8250 ml** **Flow Cell Volume: 90 ml** **Final Flow Rate: 200 ml/min** **Final Draw Down: 0.23 ft**	**Instrument Used: Aqua TROLL 400** **Serial Number: 883553**

Test Notes:

Weather Conditions:
Sunny

Low-Flow Readings:

Date Time	Elapsed Time	pH	Temperature	Specific Conductivity	RDO Concentration	Turbidity	ORP	Depth to Water	Flow
		+/- 0.1	+/- 0.5	+/- 5 %	+/- 10 %	+/- 5	+/- 10	+/- 0.3	
2/22/2024 11:57 AM	00:00	7.08 pH	24.67 °C	144.10 µS/cm	5.10 mg/L	7.54 NTU	52.6 mV	22.95 ft	250.00 ml/min
2/22/2024 12:02 PM	05:00	6.45 pH	18.44 °C	164.44 µS/cm	3.66 mg/L	8.78 NTU	47.8 mV	23.21 ft	250.00 ml/min
2/22/2024 12:07 PM	10:00	6.41 pH	18.32 °C	162.33 µS/cm	3.67 mg/L	11.30 NTU	49.4 mV	23.23 ft	250.00 ml/min
2/22/2024 12:12 PM	15:00	6.40 pH	18.54 °C	162.36 µS/cm	3.62 mg/L	9.26 NTU	72.1 mV	23.22 ft	250.00 ml/min
2/22/2024 12:17 PM	20:00	6.39 pH	18.68 °C	162.16 µS/cm	3.55 mg/L	9.11 NTU	72.4 mV	23.23 ft	250.00 ml/min
2/22/2024 12:22 PM	25:00	6.37 pH	18.89 °C	156.34 µS/cm	3.34 mg/L	8.31 NTU	48.8 mV	23.23 ft	200.00 ml/min
2/22/2024 12:27 PM	30:00	6.38 pH	18.83 °C	161.39 µS/cm	3.36 mg/L	4.71 NTU	71.2 mV	23.18 ft	200.00 ml/min
2/22/2024 12:32 PM	35:00	6.37 pH	18.88 °C	161.72 µS/cm	3.40 mg/L	2.61 NTU	48.4 mV	23.18 ft	200.00 ml/min

Samples

Sample ID:	Description:
SCH-GWC-37	
SCH-CELL3-FB-10	

Low-Flow Test Report:

Test Date / Time: 2/22/2024 10:12:18 AM
Project: Scherer SAGW01 2024
Operator Name: Mark Mann

Location Name: SCH-GWC-38 **Latitude: 33.06977532341439** **Longitude: -83.79797168083843** **Well Diameter: 2 in** **Casing Type: PVC** **Screen Length: 10 ft** **Top of Screen: 33.96 ft** **Total Depth: 43.96 ft** **Initial Depth to Water: 10.93 ft**	**Pump Type: Peristaltic** **Tubing Type: LDPE** **Pump Intake From TOC: 39 ft** **Estimated Total Volume Pumped: 7950 ml** **Flow Cell Volume: 90 ml** **Final Flow Rate: 250 ml/min** **Final Draw Down: 3.12 ft**	**Instrument Used: Aqua TROLL 400** **Serial Number: 883553**

Test Notes:

Weather Conditions:
Sunny

Low-Flow Readings:

Date Time	Elapsed Time	pH	Temperature	Specific Conductivity	RDO Concentration	Turbidity	ORP	Depth to Water	Flow
		+/- 0.1	+/- 0.5	+/- 5 %	+/- 10 %	+/- 5	+/- 10	+/- 0.3	
2/22/2024 10:12 AM	00:00	7.06 pH	15.93 °C	181.43 µS/cm	6.41 mg/L	3.18 NTU	110.4 mV	10.93 ft	210.00 ml/min
2/22/2024 10:17 AM	05:00	6.75 pH	16.74 °C	180.14 µS/cm	2.06 mg/L	3.61 NTU	72.6 mV	12.42 ft	210.00 ml/min
2/22/2024 10:22 AM	10:00	6.73 pH	17.02 °C	178.27 µS/cm	1.80 mg/L	1.67 NTU	64.7 mV	13.10 ft	210.00 ml/min
2/22/2024 10:27 AM	15:00	6.72 pH	17.19 °C	178.01 µS/cm	1.69 mg/L	2.50 NTU	42.8 mV	13.56 ft	210.00 ml/min
2/22/2024 10:32 AM	20:00	6.72 pH	17.18 °C	177.88 µS/cm	1.72 mg/L	44.90 NTU	41.1 mV	13.74 ft	250.00 ml/min
2/22/2024 10:37 AM	25:00	6.72 pH	17.34 °C	178.99 µS/cm	1.97 mg/L	11.10 NTU	34.9 mV	13.85 ft	250.00 ml/min
2/22/2024 10:42 AM	30:00	6.72 pH	17.23 °C	179.20 µS/cm	2.00 mg/L	5.98 NTU	43.0 mV	13.94 ft	250.00 ml/min
2/22/2024 10:47 AM	35:00	6.72 pH	17.29 °C	178.97 µS/cm	1.94 mg/L	2.67 NTU	42.5 mV	14.05 ft	250.00 ml/min

Samples

Sample ID:	Description:
SCH-GWC-38	
SCH-CELL3-FD-10	

Low-Flow Test Report:

Test Date / Time: 2/26/2024 12:55:28 PM
Project: Scherer SAGW01 2024 (8)
Operator Name: Mark Mann

Location Name: SCH-GWA-39 **Latitude: 33.07032081767279** **Longitude: -83.80076310605165** **Well Diameter: 2 in** **Casing Type: PVC** **Screen Length: 10 ft** **Top of Screen: 52.6 ft** **Total Depth: 62.6 ft** **Initial Depth to Water: 27.68 ft**	**Pump Type: Peristaltic** **Tubing Type: LDPE** **Pump Intake From TOC: 57 ft** **Estimated Total Volume Pumped: 4500 ml** **Flow Cell Volume: 90 ml** **Final Flow Rate: 175 ml/min** **Final Draw Down: 2.53 ft**	**Instrument Used: Aqua TROLL 400** **Serial Number: 883553**

Test Notes:

Weather Conditions:
Sunny

Low-Flow Readings:

Date Time	Elapsed Time	pH	Temperature	Specific Conductivity	RDO Concentration	Turbidity	ORP	Depth to Water	Flow
		+/- 0.1	+/- 0.5	+/- 5 %	+/- 10 %	+/- 5	+/- 10	+/- 0.3	
2/26/2024 12:55 PM	00:00	6.38 pH	26.93 °C	196.59 µS/cm	4.84 mg/L	141.00 NTU	40.8 mV	27.68 ft	300.00 ml/min
2/26/2024 1:00 PM	05:00	6.92 pH	18.39 °C	219.28 µS/cm	2.14 mg/L	19.90 NTU	-5.3 mV	29.64 ft	225.00 ml/min
2/26/2024 1:05 PM	10:00	6.95 pH	18.09 °C	220.77 µS/cm	2.21 mg/L	3.29 NTU	25.7 mV	30.09 ft	200.00 ml/min
2/26/2024 1:10 PM	15:00	6.94 pH	18.08 °C	220.81 µS/cm	2.20 mg/L	6.34 NTU	40.9 mV	30.17 ft	175.00 ml/min
2/26/2024 1:15 PM	20:00	6.97 pH	18.12 °C	220.59 µS/cm	2.17 mg/L	4.54 NTU	39.2 mV	30.21 ft	175.00 ml/min

Samples

Sample ID:	Description:
SCH-GWA-39	

Low-Flow Test Report:

Test Date / Time: 2/26/2024 11:11:20 AM
Project: Scherer SAGW01 2024 (7)
Operator Name: Mark Mann

Location Name: SCH-GWA-40 **Latitude: 33.07131622880396** **Longitude: -83.80053528474139** **Well Diameter: 2 in** **Casing Type: PVC** **Screen Length: 10 ft** **Top of Screen: 38.6 ft** **Total Depth: 48.6 ft** **Initial Depth to Water: 33.98 ft**	**Pump Type: Bladder** **Tubing Type: LDPE** **Pump Intake From TOC: 43 ft** **Estimated Total Volume Pumped: 8500 ml** **Flow Cell Volume: 90 ml** **Final Flow Rate: 150 ml/min** **Final Draw Down: 3 ft**	**Instrument Used: Aqua TROLL 400** **Serial Number: 883553**

Test Notes:

Weather Conditions:
Sunny

Low-Flow Readings:

Date Time	Elapsed Time	pH	Temperature	Specific Conductivity	RDO Concentration	Turbidity	ORP	Depth to Water	Flow
		+/- 0.1	+/- 0.5	+/- 5 %	+/- 10 %	+/- 5	+/- 10	+/- 0.3	
2/26/2024 11:11 AM	00:00	6.21 pH	19.95 °C	94.57 µS/cm	6.34 mg/L	16.40 NTU	117.1 mV	33.98 ft	200.00 ml/min
2/26/2024 11:16 AM	05:00	5.80 pH	18.75 °C	106.51 µS/cm	0.92 mg/L	38.30 NTU	47.3 mV	35.46 ft	200.00 ml/min
2/26/2024 11:21 AM	10:00	5.80 pH	18.70 °C	107.26 µS/cm	0.59 mg/L	31.90 NTU	45.9 mV	36.14 ft	200.00 ml/min
2/26/2024 11:26 AM	15:00	5.81 pH	18.86 °C	108.08 µS/cm	0.67 mg/L	24.60 NTU	43.2 mV	36.70 ft	200.00 ml/min
2/26/2024 11:31 AM	20:00	5.80 pH	18.85 °C	105.86 µS/cm	0.75 mg/L	19.80 NTU	43.2 mV	36.95 ft	150.00 ml/min
2/26/2024 11:36 AM	25:00	5.84 pH	19.27 °C	115.06 µS/cm	0.51 mg/L	11.90 NTU	39.7 mV	37.01 ft	150.00 ml/min
2/26/2024 11:41 AM	30:00	5.87 pH	19.35 °C	117.39 µS/cm	0.43 mg/L	6.88 NTU	36.2 mV	37.02 ft	150.00 ml/min
2/26/2024 11:46 AM	35:00	5.87 pH	19.48 °C	116.42 µS/cm	0.42 mg/L	6.58 NTU	34.5 mV	37.01 ft	150.00 ml/min
2/26/2024 11:51 AM	40:00	5.87 pH	19.50 °C	116.51 µS/cm	0.40 mg/L	5.96 NTU	34.1 mV	37.02 ft	150.00 ml/min
2/26/2024 11:56 AM	45:00	5.86 pH	19.64 °C	114.66 µS/cm	0.38 mg/L	5.37 NTU	31.1 mV	37.02 ft	150.00 ml/min
2/26/2024 12:01 PM	50:00	5.87 pH	19.66 °C	114.76 µS/cm	0.37 mg/L	4.13 NTU	30.3 mV	36.98 ft	150.00 ml/min

Samples

Sample ID:	Description:
SCH-GWA-40	

Low-Flow Test Report:

Test Date / Time: 2/26/2024 1:40:03 PM
Project: SCHERER SAGW 1 (9)
Operator Name: P Wahl

Location Name: SCH-GWA-41 **Well Diameter: 2 in** **Casing Type: PVC** **Screen Length: 10 ft** **Top of Screen: 31.6 ft** **Total Depth: 41.6 ft** **Initial Depth to Water: 11.98 ft**	**Pump Type: Peristaltic** **Tubing Type: LDPE** **Pump Intake From TOC: 36 ft** **Estimated Total Volume Pumped: 6000 ml** **Flow Cell Volume: 90 ml** **Final Flow Rate: 150 ml/min** **Final Draw Down: 0.15 ft**	**Instrument Used: Aqua TROLL 400** **Serial Number: 1080297**

Test Notes:

Low-Flow Readings:

Date Time	Elapsed Time	pH	Temperature	Specific Conductivity	RDO Concentration	Turbidity	ORP	Depth to Water	Flow
		+/- 0.1	+/- 0.5	+/- 5 %	+/- 10 %	+/- 10	+/- 10	+/- 0.3	
2/26/2024 1:40 PM	00:00	6.92 pH	25.27 °C	180.57 µS/cm	5.42 mg/L	15.90 NTU	69.5 mV	11.98 ft	150.00 ml/min
2/26/2024 1:45 PM	05:00	6.19 pH	19.24 °C	181.66 µS/cm	1.95 mg/L	9.57 NTU	40.8 mV	12.11 ft	150.00 ml/min
2/26/2024 1:50 PM	10:00	6.18 pH	18.69 °C	184.08 µS/cm	1.56 mg/L	10.00 NTU	56.7 mV	12.13 ft	150.00 ml/min
2/26/2024 1:55 PM	15:00	6.18 pH	18.57 °C	183.89 µS/cm	1.43 mg/L	12.20 NTU	40.1 mV	12.13 ft	150.00 ml/min
2/26/2024 2:00 PM	20:00	6.17 pH	18.44 °C	184.80 µS/cm	1.33 mg/L	11.80 NTU	56.2 mV	12.13 ft	150.00 ml/min
2/26/2024 2:05 PM	25:00	6.17 pH	18.58 °C	186.26 µS/cm	1.39 mg/L	7.92 NTU	39.5 mV	12.13 ft	150.00 ml/min
2/26/2024 2:10 PM	30:00	6.18 pH	18.58 °C	185.50 µS/cm	1.34 mg/L	8.00 NTU	38.5 mV	12.13 ft	150.00 ml/min
2/26/2024 2:15 PM	35:00	6.17 pH	18.62 °C	185.99 µS/cm	1.29 mg/L	5.11 NTU	37.9 mV	12.13 ft	150.00 ml/min
2/26/2024 2:20 PM	40:00	6.17 pH	18.62 °C	185.88 µS/cm	1.27 mg/L	2.96 NTU	37.7 mV	12.13 ft	150.00 ml/min

Samples

Sample ID:	Description:
SCH-GWA-41	

Low-Flow Test Report:

Test Date / Time: 2/26/2024 12:22:18 PM
Project: SCHERER SAGW 1 (8)
Operator Name: P Wahl

Location Name: SCH-GWA-42 **Well Diameter: 2 in** **Casing Type: PVC** **Screen Length: 10 ft** **Top of Screen: 12.4 ft** **Total Depth: 22.4 ft** **Initial Depth to Water: 4.91 ft**	**Pump Type: Peristaltic** **Tubing Type: LDPE** **Pump Intake From TOC: 17 ft** **Estimated Total Volume Pumped: 3000 ml** **Flow Cell Volume: 90 ml** **Final Flow Rate: 150 ml/min** **Final Draw Down: 0.31 ft**	**Instrument Used: Aqua TROLL 400** **Serial Number: 1080297**

Test Notes:

Low-Flow Readings:

Date Time	Elapsed Time	pH	Temperature	Specific Conductivity	RDO Concentration	Turbidity	ORP	Depth to Water	Flow
		+/- 0.1	+/- 0.5	+/- 5 %	+/- 10 %	+/- 10	+/- 10	+/- 0.3	
2/26/2024 12:22 PM	00:00	6.42 pH	20.76 °C	217.88 µS/cm	4.97 mg/L	5.79 NTU	83.2 mV	4.91 ft	150.00 ml/min
2/26/2024 12:27 PM	05:00	6.42 pH	16.10 °C	230.48 µS/cm	0.39 mg/L	7.19 NTU	48.9 mV	5.16 ft	150.00 ml/min
2/26/2024 12:32 PM	10:00	6.42 pH	16.08 °C	232.23 µS/cm	0.30 mg/L	5.19 NTU	56.3 mV	5.19 ft	150.00 ml/min
2/26/2024 12:37 PM	15:00	6.42 pH	16.10 °C	232.53 µS/cm	0.27 mg/L	4.45 NTU	36.8 mV	5.20 ft	150.00 ml/min
2/26/2024 12:42 PM	20:00	6.42 pH	16.60 °C	232.88 µS/cm	0.25 mg/L	3.42 NTU	32.8 mV	5.22 ft	150.00 ml/min

Samples

Sample ID:	Description:
SCH-GWA-42	

Created using VuSitu from In-Situ, Inc.

Low-Flow Test Report:

Test Date / Time: 2/22/2024 12:43:02 PM
Project: Scherer SAE (7)
Operator Name: T Johnson

Location Name: SCH-GWA-43 **Well Diameter: 2 ft** **Casing Type: PVC** **Screen Length: 10 ft** **Top of Screen: 12.4 ft** **Total Depth: 22.4 ft** **Initial Depth to Water: 4 ft**	**Pump Type: Peristaltic** **Tubing Type: True poly** **Pump Intake From TOC: 17 ft** **Estimated Total Volume Pumped: 31400 ml** **Flow Cell Volume: 90 ml** **Final Flow Rate: 120 ml/min** **Final Draw Down: 2.15 ft**	**Instrument Used: Aqua TROLL 400** **Serial Number: 843593**

Test Notes:
Pre purged 2 Liters

Low-Flow Readings:

Date Time	Elapsed Time	pH	Temperature	Specific Conductivity	RDO Concentration	Turbidity	ORP	Depth to Water	Flow
		+/- 0.1	+/- 0.5	+/- 5 %	+/- 0.2	+/- 5	+/- 10	+/- 5	
2/22/2024 12:43 PM	00:00	6.54 pH	17.40 °C	311.66 µS/cm	3.13 mg/L	82.60 NTU	35.2 mV	5.73 ft	160.00 ml/min
2/22/2024 12:48 PM	05:00	6.54 pH	17.32 °C	311.35 µS/cm	2.62 mg/L	73.80 NTU	32.8 mV	5.94 ft	160.00 ml/min
2/22/2024 12:53 PM	10:00	6.54 pH	17.63 °C	310.87 µS/cm	2.12 mg/L	59.70 NTU	27.2 mV	5.99 ft	160.00 ml/min
2/22/2024 12:58 PM	15:00	6.53 pH	17.72 °C	316.06 µS/cm	1.70 mg/L	54.40 NTU	21.8 mV	6.01 ft	160.00 ml/min
2/22/2024 1:03 PM	20:00	6.53 pH	17.85 °C	316.51 µS/cm	1.21 mg/L	45.60 NTU	17.1 mV	6.03 ft	160.00 ml/min
2/22/2024 1:08 PM	25:00	6.53 pH	17.96 °C	317.64 µS/cm	1.05 mg/L	42.60 NTU	14.2 mV	6.09 ft	160.00 ml/min
2/22/2024 1:13 PM	30:00	6.53 pH	18.08 °C	317.66 µS/cm	0.93 mg/L	38.80 NTU	12.4 mV	6.10 ft	160.00 ml/min
2/22/2024 1:18 PM	35:00	6.53 pH	18.12 °C	318.30 µS/cm	0.90 mg/L	39.40 NTU	10.2 mV	6.12 ft	160.00 ml/min
2/22/2024 1:23 PM	40:00	6.53 pH	18.06 °C	322.24 µS/cm	0.79 mg/L	34.90 NTU	7.2 mV	6.33 ft	180.00 ml/min
2/22/2024 1:28 PM	45:00	6.54 pH	17.94 °C	320.86 µS/cm	0.75 mg/L	31.50 NTU	6.9 mV	6.45 ft	180.00 ml/min
2/22/2024 1:33 PM	50:00	6.54 pH	18.08 °C	320.59 µS/cm	0.62 mg/L	24.90 NTU	3.7 mV	6.45 ft	140.00 ml/min
2/22/2024 1:38 PM	55:00	6.53 pH	18.48 °C	320.09 µS/cm	0.56 mg/L	22.30 NTU	3.4 mV	6.18 ft	140.00 ml/min
2/22/2024 1:43 PM	01:00:00	6.53 pH	18.57 °C	321.63 µS/cm	0.47 mg/L	21.00 NTU	-0.6 mV	6.18 ft	140.00 ml/min
2/22/2024 1:48 PM	01:05:00	6.54 pH	18.46 °C	321.89 µS/cm	0.41 mg/L	19.80 NTU	-1.0 mV	6.18 ft	140.00 ml/min
2/22/2024 1:53 PM	01:10:00	6.53 pH	18.51 °C	323.08 µS/cm	0.38 mg/L	20.80 NTU	-1.8 mV	6.18 ft	140.00 ml/min

2/22/2024 1:58 PM	01:15:00	6.53 pH	18.36 °C	322.69 µS/cm	0.33 mg/L	13.70 NTU	-1.6 mV	6.09 ft	140.00 ml/min
2/22/2024 2:03 PM	01:20:00	6.54 pH	18.42 °C	321.56 µS/cm	0.36 mg/L	15.90 NTU	-0.8 mV	6.09 ft	140.00 ml/min
2/22/2024 2:08 PM	01:25:00	6.53 pH	18.56 °C	322.79 µS/cm	0.35 mg/L	17.10 NTU	-2.9 mV	6.05 ft	140.00 ml/min
2/22/2024 2:13 PM	01:30:00	6.53 pH	18.61 °C	322.39 µS/cm	0.35 mg/L	13.10 NTU	-4.4 mV	6.05 ft	140.00 ml/min
2/22/2024 2:18 PM	01:35:00	6.53 pH	18.39 °C	320.14 µS/cm	0.33 mg/L	13.20 NTU	-4.0 mV	6.04 ft	140.00 ml/min
2/22/2024 2:23 PM	01:40:00	6.54 pH	18.25 °C	321.26 µS/cm	0.29 mg/L	11.60 NTU	-3.9 mV	6.04 ft	140.00 ml/min
2/22/2024 2:28 PM	01:45:00	6.53 pH	18.34 °C	321.63 µS/cm	0.31 mg/L	10.90 NTU	-5.1 mV	6.04 ft	140.00 ml/min
2/22/2024 2:33 PM	01:50:00	6.53 pH	18.08 °C	320.74 µS/cm	0.29 mg/L	10.70 NTU	-5.1 mV	6.05 ft	140.00 ml/min
2/22/2024 2:38 PM	01:55:00	6.54 pH	18.12 °C	322.82 µS/cm	0.27 mg/L	10.10 NTU	-7.0 mV	6.05 ft	140.00 ml/min
2/22/2024 2:43 PM	02:00:00	6.53 pH	18.34 °C	321.37 µS/cm	0.23 mg/L	8.85 NTU	-6.2 mV	6.05 ft	140.00 ml/min
2/22/2024 2:48 PM	02:05:00	6.53 pH	18.26 °C	321.47 µS/cm	0.30 mg/L	10.90 NTU	-4.8 mV	6.06 ft	140.00 ml/min
2/22/2024 2:53 PM	02:10:00	6.54 pH	17.89 °C	321.91 µS/cm	0.26 mg/L	12.90 NTU	-6.2 mV	6.78 ft	260.00 ml/min
2/22/2024 2:58 PM	02:15:00	6.54 pH	17.31 °C	324.22 µS/cm	0.37 mg/L	12.40 NTU	-5.1 mV	7.32 ft	260.00 ml/min
2/22/2024 3:03 PM	02:20:00	6.55 pH	17.54 °C	320.53 µS/cm	0.33 mg/L	17.80 NTU	-4.2 mV	7.28 ft	260.00 ml/min
2/22/2024 3:08 PM	02:25:00	6.53 pH	18.45 °C	322.58 µS/cm	0.16 mg/L	4.80 NTU	-6.8 mV	6.40 ft	120.00 ml/min
2/22/2024 3:13 PM	02:30:00	6.53 pH	18.84 °C	319.82 µS/cm	0.12 mg/L	4.11 NTU	-5.6 mV	6.16 ft	120.00 ml/min
2/22/2024 3:18 PM	02:35:00	6.53 pH	18.70 °C	321.04 µS/cm	0.12 mg/L	3.98 NTU	-7.0 mV	5.98 ft	120.00 ml/min
2/22/2024 3:23 PM	02:40:00	6.53 pH	18.61 °C	320.63 µS/cm	0.14 mg/L	5.98 NTU	-5.0 mV	5.75 ft	120.00 ml/min
2/22/2024 3:28 PM	02:45:00	6.53 pH	18.39 °C	321.56 µS/cm	0.17 mg/L	5.47 NTU	-6.4 mV	5.63 ft	120.00 ml/min
2/22/2024 3:33 PM	02:50:00	6.53 pH	18.59 °C	320.55 µS/cm	0.15 mg/L	4.46 NTU	-6.5 mV	5.60 ft	120.00 ml/min
2/22/2024 3:38 PM	02:55:00	6.53 pH	18.43 °C	320.68 µS/cm	0.14 mg/L	3.88 NTU	-4.5 mV	5.58 ft	120.00 ml/min
2/22/2024 3:43 PM	03:00:00	6.53 pH	18.17 °C	320.98 µS/cm	0.14 mg/L	3.76 NTU	-5.7 mV	5.61 ft	120.00 ml/min
2/22/2024 3:48 PM	03:05:00	6.53 pH	17.89 °C	323.68 µS/cm	0.14 mg/L	4.09 NTU	-4.6 mV	5.57 ft	120.00 ml/min
2/22/2024 3:53 PM	03:10:00	6.54 pH	17.36 °C	320.69 µS/cm	0.15 mg/L	8.20 NTU	-5.2 mV	6.05 ft	180.00 ml/min
2/22/2024 3:58 PM	03:15:00	6.54 pH	17.18 °C	323.61 µS/cm	0.14 mg/L	4.90 NTU	-5.3 mV	6.35 ft	180.00 ml/min
2/22/2024 4:03 PM	03:20:00	6.54 pH	17.16 °C	322.85 µS/cm	0.15 mg/L	5.14 NTU	-4.3 mV	6.32 ft	180.00 ml/min
2/22/2024 4:08 PM	03:25:00	6.54 pH	17.36 °C	325.23 µS/cm	0.13 mg/L	3.10 NTU	-6.6 mV	6.15 ft	180.00 ml/min

Samples

Sample ID:	Description:
SCH-GWA-43	Metals, radium, chloride, fluoride, sulfate, TDS

Created using VuSitu from In-Situ, Inc.

Low-Flow Test Report:

Test Date / Time: 2/22/2024 10:02:24 AM
Project: SCHERER SAGW 1
Operator Name: P Wahl

Location Name: SCH-GWA-44A **Well Diameter: 2 in** **Casing Type: PVC** **Screen Length: 10 ft** **Top of Screen: 12.5 ft** **Total Depth: 22.5 ft** **Initial Depth to Water: 3.91 ft**	**Pump Type: Peristaltic** **Tubing Type: LDPE** **Pump Intake From TOC: 17.5 m** **Estimated Total Volume Pumped: 3500 ml** **Flow Cell Volume: 90 ml** **Final Flow Rate: 100 ml/min** **Final Draw Down: 0.47 ft**	**Instrument Used: Aqua TROLL 400** **Serial Number: 1080297**

Test Notes:

Low-Flow Readings:

Date Time	Elapsed Time	pH	Temperature	Specific Conductivity	RDO Concentration	Turbidity	ORP	Depth to Water	Flow
		+/- 0.1	+/- 0.5	+/- 5 %	+/- 10 %	+/- 10	+/- 10	+/- 0.3	
2/22/2024 10:02 AM	00:00	7.02 pH	18.70 °C	213.81 µS/cm	5.09 mg/L	5.61 NTU	181.9 mV	3.91 ft	100.00 ml/min
2/22/2024 10:07 AM	05:00	6.60 pH	15.87 °C	183.38 µS/cm	1.45 mg/L	5.20 NTU	97.4 mV	4.17 ft	100.00 ml/min
2/22/2024 10:12 AM	10:00	6.61 pH	16.10 °C	185.07 µS/cm	1.08 mg/L	3.74 NTU	97.2 mV	4.23 ft	100.00 ml/min
2/22/2024 10:17 AM	15:00	6.61 pH	16.30 °C	185.44 µS/cm	0.53 mg/L	4.21 NTU	76.4 mV	4.28 ft	100.00 ml/min
2/22/2024 10:22 AM	20:00	6.61 pH	16.57 °C	186.06 µS/cm	0.40 mg/L	4.88 NTU	47.5 mV	4.31 ft	100.00 ml/min
2/22/2024 10:27 AM	25:00	6.62 pH	16.51 °C	186.16 µS/cm	0.34 mg/L	3.75 NTU	40.2 mV	4.33 ft	100.00 ml/min
2/22/2024 10:32 AM	30:00	6.61 pH	16.56 °C	186.71 µS/cm	0.30 mg/L	3.79 NTU	36.7 mV	4.35 ft	100.00 ml/min
2/22/2024 10:37 AM	35:00	6.61 pH	16.64 °C	187.59 µS/cm	0.30 mg/L	3.19 NTU	46.8 mV	4.38 ft	100.00 ml/min

Samples

Sample ID:	Description:
SCH-GWA-44	

Low-Flow Test Report:

Test Date / Time: 2/26/2024 1:59:24 PM
Project: Scherer SAGW01 2024 (9)
Operator Name: Mark Mann

Location Name: SCH-GWA-54 **Latitude: 33.07240933648605** **Longitude: -83.80095966168102** **Well Diameter: 2 in** **Casing Type: PVC** **Screen Length: 10 ft** **Top of Screen: 40.7 ft** **Total Depth: 50.7 ft** **Initial Depth to Water: 27.47 ft**	**Pump Type: Peristaltic** **Tubing Type: LDPE** **Pump Intake From TOC: 45 ft** **Estimated Total Volume Pumped: 13750 ml** **Flow Cell Volume: 90 ml** **Final Flow Rate: 200 ml/min** **Final Draw Down: 1.81 ft**	**Instrument Used: Aqua TROLL 400** **Serial Number: 883553**

Test Notes:

Weather Conditions:
Sunny

Low-Flow Readings:

Date Time	Elapsed Time	pH	Temperature	Specific Conductivity	RDO Concentration	Turbidity	ORP	Depth to Water	Flow
		+/- 0.1	+/- 0.5	+/- 5 %	+/- 10 %	+/- 5	+/- 10	+/- 0.3	
2/26/2024 1:59 PM	00:00	6.77 pH	25.24 °C	138.79 µS/cm	3.90 mg/L	40.50 NTU	40.3 mV	27.47 ft	170.00 ml/min
2/26/2024 2:04 PM	05:00	6.29 pH	19.37 °C	148.67 µS/cm	0.39 mg/L	78.10 NTU	39.0 mV	27.96 ft	170.00 ml/min
2/26/2024 2:09 PM	10:00	6.27 pH	19.15 °C	149.83 µS/cm	0.20 mg/L	49.90 NTU	39.6 mV	28.31 ft	170.00 ml/min
2/26/2024 2:14 PM	15:00	6.27 pH	19.02 °C	151.76 µS/cm	0.17 mg/L	32.90 NTU	36.9 mV	28.60 ft	170.00 ml/min
2/26/2024 2:19 PM	20:00	6.28 pH	19.03 °C	153.90 µS/cm	0.15 mg/L	20.00 NTU	30.2 mV	28.73 ft	170.00 ml/min
2/26/2024 2:24 PM	25:00	6.28 pH	19.12 °C	154.23 µS/cm	0.14 mg/L	19.90 NTU	26.6 mV	28.84 ft	250.00 ml/min
2/26/2024 2:29 PM	30:00	6.29 pH	18.70 °C	155.35 µS/cm	0.11 mg/L	19.40 NTU	23.3 mV	29.09 ft	250.00 ml/min
2/26/2024 2:34 PM	35:00	6.31 pH	18.43 °C	158.77 µS/cm	0.12 mg/L	18.80 NTU	19.6 mV	29.30 ft	250.00 ml/min
2/26/2024 2:39 PM	40:00	6.32 pH	18.29 °C	163.34 µS/cm	0.12 mg/L	15.70 NTU	14.9 mV	29.40 ft	250.00 ml/min
2/26/2024 2:44 PM	45:00	6.33 pH	18.27 °C	166.27 µS/cm	0.12 mg/L	12.00 NTU	10.7 mV	29.46 ft	250.00 ml/min
2/26/2024 2:49 PM	50:00	6.34 pH	18.17 °C	167.64 µS/cm	0.14 mg/L	9.16 NTU	7.6 mV	29.49 ft	250.00 ml/min
2/26/2024 2:54 PM	55:00	6.36 pH	18.23 °C	169.19 µS/cm	0.15 mg/L	8.12 NTU	5.9 mV	29.48 ft	200.00 ml/min
2/26/2024 2:59 PM	01:00:00	6.35 pH	18.25 °C	172.08 µS/cm	0.17 mg/L	6.38 NTU	2.8 mV	29.37 ft	200.00 ml/min

2/26/2024 3:04 PM	01:05:00	6.37 pH	18.30 °C	172.00 µS/cm	0.19 mg/L	4.79 NTU	3.2 mV	29.28 ft	200.00 ml/min

Samples

Sample ID:	Description:
SCH-GWA-54	

Created using VuSitu from In-Situ, Inc.

Low-Flow Test Report:

Test Date / Time: 2/29/2024 9:01:53 AM
Project: Scherer SAGW01 2024 (17)
Operator Name: Mark Mann

Location Name: SCH-SWA-1 **Latitude: 32.9282887253897** **Longitude: -83.73876569106955** **Casing Type: Surface Water** **Initial Depth to Water: 0 ft**	**Pump Type: Peristaltic** **Tubing Type: LDPE** **Pump Intake From TOC: 0 ft** **Estimated Total Volume Pumped: 1250 ml** **Flow Cell Volume: 90 ml** **Final Flow Rate: 250 ml/min** **Final Draw Down: 0 ft**	**Instrument Used: Aqua TROLL 400** **Serial Number: 1080297**

Test Notes:
Surface water- outflow from retention pond

Low-Flow Readings:

Date Time	Elapsed Time	pH	Temperature	Specific Conductivity	RDO Concentration	Turbidity	ORP	Depth to Water	Flow
		+/- 0.1	+/- 0.5	+/- 5 %	+/- 10 %	+/- 5	+/- 10		
2/29/2024 9:01 AM	00:00	7.99 pH	9.79 °C	182.09 µS/cm	9.13 mg/L	12.50 NTU	87.6 mV	0.00 ft	250.00 ml/min
2/29/2024 9:02 AM	01:00	7.90 pH	10.11 °C	180.35 µS/cm	9.01 mg/L	10.70 NTU	72.2 mV	0.00 ft	250.00 ml/min
2/29/2024 9:03 AM	02:00	7.89 pH	10.28 °C	180.16 µS/cm	8.97 mg/L	10.30 NTU	82.3 mV	0.00 ft	250.00 ml/min
2/29/2024 9:04 AM	03:00	7.84 pH	10.44 °C	179.69 µS/cm	8.94 mg/L	9.49 NTU	80.3 mV	0.00 ft	250.00 ml/min
2/29/2024 9:05 AM	04:00	7.83 pH	10.48 °C	179.44 µS/cm	8.93 mg/L	9.39 NTU	78.8 mV	0.00 ft	250.00 ml/min
2/29/2024 9:06 AM	05:00	7.80 pH	10.55 °C	179.90 µS/cm	8.97 mg/L	9.49 NTU	77.3 mV	0.00 ft	250.00 ml/min

Samples

Sample ID:	Description:
SCH-SWA-1	Surface water

Created using VuSitu from In-Situ, Inc.

Low-Flow Test Report:

Test Date / Time: 2/26/2024 3:30:49 PM
Project: SCHERER SAGW 1 (10)
Operator Name: P Wahl

Location Name: SCH-SWA-2	**Pump Type: Dedicated Bladder** **Tubing Type: LDPE** **Estimated Total Volume Pumped: 500 ml** **Flow Cell Volume: 90 ml** **Final Flow Rate: 100 ml/min**	**Instrument Used: Aqua TROLL 400** **Serial Number: 1080297**

Test Notes:

Low-Flow Readings:

Date Time	Elapsed Time	pH	Temperature	Specific Conductivity	RDO Concentration	Turbidity	ORP	Depth to Water	Flow
		+/- 0.1	+/- 0.5	+/- 5 %	+/- 10 %	+/- 10	+/- 10	+/- 0.3	
2/26/2024 3:30 PM	00:00	7.05 pH	23.01 °C	591.28 µS/cm	7.00 mg/L	4.07 NTU	9.7 mV		100.00 ml/min
2/26/2024 3:31 PM	01:00	7.06 pH	20.96 °C	592.47 µS/cm	7.22 mg/L	4.53 NTU	3.7 mV		100.00 ml/min
2/26/2024 3:32 PM	02:00	7.06 pH	19.78 °C	606.93 µS/cm	7.60 mg/L	4.03 NTU	0.8 mV		100.00 ml/min
2/26/2024 3:33 PM	03:00	7.06 pH	19.04 °C	612.10 µS/cm	7.73 mg/L	4.87 NTU	-0.9 mV		100.00 ml/min
2/26/2024 3:34 PM	04:00	7.07 pH	18.53 °C	614.93 µS/cm	7.80 mg/L	4.56 NTU	-2.2 mV		100.00 ml/min
2/26/2024 3:35 PM	05:00	7.07 pH	18.21 °C	619.18 µS/cm	7.88 mg/L	3.75 NTU	-3.0 mV		100.00 ml/min

Samples

Sample ID:	Description:
SCH-SWA-2	

Created using VuSitu from In-Situ, Inc.

Low-Flow Test Report:

Test Date / Time: 2/29/2024 12:05:16 PM
Project: Scherer SAGW01 2024 (20)
Operator Name: Mark Mann

Location Name: SCH-SWA-3 **Latitude: 33.07759073566** **Longitude: -83.80169685006496** **Initial Depth to Water: 0 ft**	**Pump Type: Peristaltic** **Tubing Type: LDPE** **Pump Intake From TOC: 0 ft** **Estimated Total Volume Pumped: 1500 ml** **Flow Cell Volume: 90 ml** **Final Flow Rate: 300 ml/min** **Final Draw Down: 0 ft**	**Instrument Used: Aqua TROLL 400** **Serial Number: 1080297**

Test Notes:
Surface Water

Weather Conditions:
Sunny

Low-Flow Readings:

Date Time	Elapsed Time	pH	Temperature	Specific Conductivity	RDO Concentration	Turbidity	ORP	Depth to Water	Flow
		+/- 0.1	+/- 0.5	+/- 5 %	+/- 10 %	+/- 5	+/- 10		
2/29/2024 12:05 PM	00:00	7.61 pH	16.03 °C	240.41 µS/cm	8.33 mg/L	7.32 NTU	40.3 mV	0.00 ft	300.00 ml/min
2/29/2024 12:06 PM	01:00	7.28 pH	14.62 °C	245.96 µS/cm	8.66 mg/L	5.15 NTU	31.9 mV	0.00 ft	300.00 ml/min
2/29/2024 12:07 PM	02:00	7.17 pH	13.82 °C	251.23 µS/cm	8.92 mg/L	4.97 NTU	29.2 mV	0.00 ft	300.00 ml/min
2/29/2024 12:08 PM	03:00	7.12 pH	13.41 °C	253.39 µS/cm	9.04 mg/L	4.98 NTU	26.7 mV	0.00 ft	300.00 ml/min
2/29/2024 12:09 PM	04:00	7.10 pH	13.28 °C	254.13 µS/cm	9.09 mg/L	6.64 NTU	24.4 mV	0.00 ft	300.00 ml/min
2/29/2024 12:10 PM	05:00	7.09 pH	13.23 °C	254.79 µS/cm	9.12 mg/L	5.20 NTU	22.8 mV	0.00 ft	300.00 ml/min

Samples

Sample ID:	Description:
SCH-SWA-3	Surface Water

Low-Flow Test Report:

Test Date / Time: 2/29/2024 12:59:10 PM
Project: Scherer SAGW01 2024 (22)
Operator Name: Mark Mann

Location Name: SCH-SWC-4 **Latitude: 33.07311915795613** **Longitude: -83.79635900266821**	**Pump Type: Peristaltic** **Tubing Type: LDPE** **Pump Intake From TOC: 0 ft** **Estimated Total Volume Pumped: 1500 ml** **Flow Cell Volume: 90 ml** **Final Flow Rate: 300 ml/min**	**Instrument Used: Aqua TROLL 400** **Serial Number: 1080297**

Test Notes:
Surface Water

Weather Conditions:
Sunny

Low-Flow Readings:

Date Time	Elapsed Time	pH	Temperature	Specific Conductivity	RDO Concentration	Turbidity	ORP	Flow
		+/- 0.1	+/- 0.5	+/- 5 %	+/- 10 %	+/- 5	+/- 10	
2/29/2024 12:59 PM	00:00	7.55 pH	14.70 °C	320.05 µS/cm	9.16 mg/L	7.28 NTU	17.8 mV	300.00 ml/min
2/29/2024 1:00 PM	01:00	7.59 pH	14.31 °C	314.88 µS/cm	9.28 mg/L	6.85 NTU	16.0 mV	300.00 ml/min
2/29/2024 1:01 PM	02:00	7.56 pH	13.94 °C	317.56 µS/cm	9.57 mg/L	10.20 NTU	15.7 mV	300.00 ml/min
2/29/2024 1:02 PM	03:00	7.56 pH	13.77 °C	319.32 µS/cm	9.67 mg/L	6.28 NTU	15.1 mV	300.00 ml/min
2/29/2024 1:03 PM	04:00	7.56 pH	13.69 °C	319.74 µS/cm	9.71 mg/L	5.73 NTU	14.6 mV	300.00 ml/min
2/29/2024 1:04 PM	05:00	7.56 pH	13.66 °C	319.83 µS/cm	9.73 mg/L	5.84 NTU	14.3 mV	300.00 ml/min

Samples

Sample ID:	Description:
SCH-SWC-4	Surface Water

Low-Flow Test Report:

Test Date / Time: 2/29/2024 10:50:07 AM
Project: Scherer SAGW01 2024 (18)
Operator Name: Mark Mann

Location Name: SCH-SWC-6 **Latitude: 33.08029025330503** **Longitude: -83.79121410668249** **Initial Depth to Water: 0 ft**	**Pump Type: Peristaltic** **Tubing Type: LDPE** **Pump Intake From TOC: 0 ft** **Estimated Total Volume Pumped: 1250 ml** **Flow Cell Volume: 90 ml** **Final Flow Rate: 250 ml/min** **Final Draw Down: 0 ft**	**Instrument Used: Aqua TROLL 400** **Serial Number: 1080297**

Test Notes:
Surface Water

Weather Conditions:
Cloudy

Low-Flow Readings:

Date Time	Elapsed Time	pH	Temperature	Specific Conductivity	RDO Concentration	Turbidity	ORP	Depth to Water	Flow
		+/- 0.1	+/- 0.5	+/- 5 %	+/- 10 %	+/- 5	+/- 10		
2/29/2024 10:50 AM	00:00	7.82 pH	14.62 °C	100.97 µS/cm	8.91 mg/L	12.40 NTU	53.8 mV	0.00 ft	250.00 ml/min
2/29/2024 10:51 AM	01:00	7.74 pH	13.10 °C	102.85 µS/cm	9.63 mg/L	11.80 NTU	45.5 mV	0.00 ft	250.00 ml/min
2/29/2024 10:52 AM	02:00	7.72 pH	12.25 °C	104.76 µS/cm	9.97 mg/L	8.67 NTU	43.0 mV	0.00 ft	250.00 ml/min
2/29/2024 10:53 AM	03:00	7.69 pH	11.82 °C	106.00 µS/cm	10.11 mg/L	8.24 NTU	43.8 mV	0.00 ft	250.00 ml/min
2/29/2024 10:54 AM	04:00	7.69 pH	11.62 °C	106.73 µS/cm	10.22 mg/L	7.38 NTU	42.2 mV	0.00 ft	250.00 ml/min
2/29/2024 10:55 AM	05:00	7.67 pH	11.59 °C	106.96 µS/cm	10.27 mg/L	7.39 NTU	39.8 mV	0.00 ft	250.00 ml/min

Samples

Sample ID:	Description:
SCH-SWC-6	Surface water

Created using VuSitu from In-Situ, Inc.

Low-Flow Test Report:

Test Date / Time: 2/29/2024 11:08:57 AM
Project: Scherer SAGW01 2024 (19)
Operator Name: Mark Mann

Location Name: SCH-SWC-7 **Latitude: 33.08041191662949** **Longitude: -83.79109667621906** **Initial Depth to Water: 0 ft**	**Pump Type: Peristaltic** **Tubing Type: LDPE** **Pump Intake From TOC: 0 ft** **Estimated Total Volume Pumped: 1000 ml** **Flow Cell Volume: 90 ml** **Final Flow Rate: 200 ml/min** **Final Draw Down: 0 ft**	**Instrument Used: Aqua TROLL 400** **Serial Number: 1080297**

Test Notes:
Surface Water

Weather Conditions:
Cloudy

Low-Flow Readings:

Date Time	Elapsed Time	pH	Temperature	Specific Conductivity	RDO Concentration	Turbidity	ORP	Depth to Water	Flow
		+/- 0.1	+/- 0.5	+/- 5 %	+/- 10 %	+/- 5	+/- 10		
2/29/2024 11:09 AM	00:00	7.72 pH	12.65 °C	244.74 µS/cm	9.55 mg/L	58.80 NTU	49.7 mV	0.00 ft	200.00 ml/min
2/29/2024 11:10 AM	01:00	7.79 pH	12.35 °C	249.81 µS/cm	9.94 mg/L	30.20 NTU	45.0 mV	0.00 ft	200.00 ml/min
2/29/2024 11:11 AM	02:00	7.81 pH	12.26 °C	251.11 µS/cm	10.01 mg/L	41.60 NTU	47.7 mV	0.00 ft	200.00 ml/min
2/29/2024 11:12 AM	03:00	7.83 pH	12.20 °C	251.64 µS/cm	10.30 mg/L	34.30 NTU	46.4 mV	0.00 ft	200.00 ml/min
2/29/2024 11:13 AM	04:00	7.83 pH	12.19 °C	249.34 µS/cm	10.45 mg/L	10.70 NTU	46.5 mV	0.00 ft	200.00 ml/min
2/29/2024 11:14 AM	05:00	7.83 pH	12.15 °C	249.23 µS/cm	10.29 mg/L	7.22 NTU	46.1 mV	0.00 ft	200.00 ml/min

Samples

Sample ID:	Description:
SCH-SWC-7	Surface Water

Low-Flow Test Report:

Test Date / Time: 2/29/2024 12:33:29 PM
Project: Scherer SAGW01 2024 (21)
Operator Name: Mark Mann

Location Name: SCH-SWC-8 **Latitude: 33.078100732558475** **Longitude: -83.80071365282294** **Initial Depth to Water: 0 ft**	**Pump Type: Peristaltic** **Tubing Type: LDPE** **Pump Intake From TOC: 0 ft** **Estimated Total Volume Pumped: 1500 ml** **Flow Cell Volume: 90 ml** **Final Flow Rate: 300 ml/min** **Final Draw Down: 0 ft**	**Instrument Used: Aqua TROLL 400** **Serial Number: 1080297**

Test Notes:
Surface Water

Weather Conditions:
Sunny

Low-Flow Readings:

Date Time	Elapsed Time	pH	Temperature	Specific Conductivity	RDO Concentration	Turbidity	ORP	Depth to Water	Flow
		+/- 0.1	+/- 0.5	+/- 5 %	+/- 10 %	+/- 5	+/- 10		
2/29/2024 12:33 PM	00:00	7.25 pH	15.60 °C	388.26 µS/cm	8.40 mg/L	5.12 NTU	27.1 mV	0.00 ft	300.00 ml/min
2/29/2024 12:34 PM	01:00	7.22 pH	14.57 °C	390.49 µS/cm	8.62 mg/L	4.52 NTU	21.2 mV	0.00 ft	300.00 ml/min
2/29/2024 12:35 PM	02:00	7.20 pH	14.05 °C	394.03 µS/cm	8.76 mg/L	4.38 NTU	18.5 mV	0.00 ft	300.00 ml/min
2/29/2024 12:36 PM	03:00	7.20 pH	13.81 °C	395.95 µS/cm	8.84 mg/L	4.48 NTU	16.7 mV	0.00 ft	300.00 ml/min
2/29/2024 12:37 PM	04:00	7.19 pH	13.71 °C	396.85 µS/cm	8.87 mg/L	4.28 NTU	15.4 mV	0.00 ft	300.00 ml/min
2/29/2024 12:38 PM	05:00	7.19 pH	13.66 °C	397.38 µS/cm	8.88 mg/L	4.56 NTU	14.4 mV	0.00 ft	300.00 ml/min

Samples

Sample ID:	Description:
SCH-SWC-8	Surface Water

APPENDIX A

Field Data Forms
May 2024

Low-Flow Test Report:

Test Date / Time: 5/7/2024 10:49:28 AM
Project: SCS Plant Scherer
Operator Name: D.Bloomfield

Location Name: SCH-GWC-7 **Latitude: 33.07376686952363** **Longitude: -83.79438833341355** **Well Diameter: 2 in** **Casing Type: PVC** **Screen Length: 10 ft** **Top of Screen: 48.72 ft** **Total Depth: 58.72 ft** **Initial Depth to Water: 42.3 ft**	**Pump Type: Dedicated bladder** **Tubing Type: LDPE** **Pump Intake From TOC: 53.72 ft** **Estimated Total Volume Pumped: 2400 ml** **Flow Cell Volume: 90 ml** **Final Flow Rate: 200 ml/min** **Final Draw Down: 0.23 ft**	**Instrument Used: Aqua TROLL 400** **Serial Number: 1082822**

Test Notes:

Weather Conditions:
Sunny 75

Low-Flow Readings:

Date Time	Elapsed Time	pH	Temperature	Specific Conductivity	RDO Concentration	Turbidity	ORP	Depth to Water	Flow
		+/- 0.1	+/- 5	+/- 5 %	+/- 0.2	+/- 10	+/- 10 %	+/- 0.3	
5/7/2024 10:49 AM	00:00	6.33 pH	21.86 °C	178.02 µS/cm	5.32 mg/L	0.73 NTU	77.6 mV	42.50 ft	200.00 ml/min
5/7/2024 10:53 AM	04:00	6.32 pH	23.46 °C	179.17 µS/cm	5.23 mg/L	0.89 NTU	77.1 mV	42.54 ft	200.00 ml/min
5/7/2024 10:57 AM	08:00	6.30 pH	24.14 °C	178.79 µS/cm	5.08 mg/L	0.88 NTU	78.5 mV	42.51 ft	200.00 ml/min
5/7/2024 11:01 AM	12:00	6.30 pH	24.23 °C	177.90 µS/cm	5.04 mg/L	0.95 NTU	79.9 mV	42.53 ft	200.00 ml/min

Samples

Sample ID:	Description:
SCH-GWC-7	Calcium

Created using VuSitu from In-Situ, Inc.

Low-Flow Test Report:

Test Date / Time: 5/7/2024 3:52:39 PM
Project: SCS Plant Scherer (3)
Operator Name: D.Bloomfield

Location Name: SCH GWC-14 **Latitude: 33.077724762291716** **Longitude: -83.79918873317894** **Well Diameter: 2 in** **Casing Type: PVC** **Screen Length: 10 ft** **Top of Screen: 17.5 ft** **Total Depth: 27.5 ft** **Initial Depth to Water: 12.9 ft**	**Pump Type: Dedicated bladder** **Tubing Type: LDPE** **Pump Intake From TOC: 22.5 ft** **Estimated Total Volume Pumped: 5600 ml** **Flow Cell Volume: 90 ml** **Final Flow Rate: 200 ml/min** **Final Draw Down: 0 ft**	**Instrument Used: Aqua TROLL 400** **Serial Number: 1082822**

Test Notes:

Low-Flow Readings:

Date Time	Elapsed Time	pH	Temperature	Specific Conductivity	RDO Concentration	Turbidity	ORP	Depth to Water	Flow
		+/- 0.1	+/- 5	+/- 5 %	+/- 0.2	+/- 10	+/- 10 %	+/- 0.3	
5/7/2024 3:52 PM	00:00	5.60 pH	21.67 °C	75.92 µS/cm	1.90 mg/L	3.13 NTU	62.4 mV	12.90 ft	200.00 ml/min
5/7/2024 3:56 PM	04:00	5.55 pH	21.55 °C	79.77 µS/cm	0.88 mg/L	2.07 NTU	60.3 mV	12.90 ft	200.00 ml/min
5/7/2024 4:00 PM	08:00	5.55 pH	21.31 °C	80.52 µS/cm	0.83 mg/L	4.20 NTU	59.5 mV	12.90 ft	200.00 ml/min
5/7/2024 4:04 PM	12:00	5.56 pH	21.01 °C	80.80 µS/cm	0.74 mg/L	6.41 NTU	59.4 mV	12.90 ft	200.00 ml/min
5/7/2024 4:08 PM	16:00	5.55 pH	18.91 °C	80.80 µS/cm	0.77 mg/L	10.40 NTU	60.6 mV	12.90 ft	200.00 ml/min
5/7/2024 4:12 PM	20:00	5.55 pH	18.65 °C	81.63 µS/cm	0.53 mg/L	6.70 NTU	60.2 mV	12.90 ft	200.00 ml/min
5/7/2024 4:16 PM	24:00	5.55 pH	18.73 °C	81.81 µS/cm	0.42 mg/L	3.42 NTU	59.6 mV	12.90 ft	200.00 ml/min
5/7/2024 4:20 PM	28:00	5.55 pH	18.70 °C	81.82 µS/cm	0.42 mg/L	3.09 NTU	59.1 mV	12.90 ft	200.00 ml/min

Samples

Sample ID:	Description:
SCH-GWC-14	

Low-Flow Test Report:

Test Date / Time: 5/7/2024 11:37:42 AM
Project: SCS Plant Scherer
Operator Name:

Location Name: SCH-GWC-20 **Latitude: 33.078516349227236** **Longitude: -83.79260416150446** **Well Diameter: 2 in** **Casing Type: PVC** **Screen Length: 10 ft** **Top of Screen: 62.7 ft** **Total Depth: 72.7 ft** **Initial Depth to Water: 44.9 ft**	**Pump Type: Dedicated bladder** **Tubing Type: LDPE** **Pump Intake From TOC: 67.7 ft** **Estimated Total Volume Pumped: 2800 ml** **Flow Cell Volume: 90 ml** **Final Flow Rate: 175 ml/min** **Final Draw Down: 0.15 ft**	**Instrument Used: Aqua TROLL 400** **Serial Number: 1082822**

Test Notes:

Weather Conditions:
Sunny 80

Low-Flow Readings:

Date Time	Elapsed Time	pH	Temperature	Specific Conductivity	RDO Concentration	Turbidity	ORP	Depth to Water	Flow
		+/- 0.1	+/- 5	+/- 5 %	+/- 0.2	+/- 10	+/- 10 %	+/- 0.3	
5/7/2024 11:37 AM	00:00	6.61 pH	25.87 °C	160.19 µS/cm	5.16 mg/L	0.79 NTU	72.0 mV	44.90 ft	175.00 ml/min
5/7/2024 11:41 AM	04:00	6.51 pH	24.34 °C	163.14 µS/cm	5.00 mg/L	0.81 NTU	71.7 mV	45.05 ft	175.00 ml/min
5/7/2024 11:45 AM	08:00	6.50 pH	24.23 °C	163.48 µS/cm	4.97 mg/L	0.89 NTU	72.0 mV	45.05 ft	175.00 ml/min
5/7/2024 11:49 AM	12:00	6.50 pH	24.55 °C	163.08 µS/cm	4.85 mg/L	0.76 NTU	72.1 mV	45.05 ft	175.00 ml/min
5/7/2024 11:53 AM	16:00	6.50 pH	24.81 °C	163.32 µS/cm	4.78 mg/L	0.82 NTU	72.4 mV	45.05 ft	175.00 ml/min

Samples

Sample ID:	Description:

Created using VuSitu from In-Situ, Inc.

Low-Flow Test Report:

Test Date / Time: 5/20/2024 9:29:34 AM
Project: Plant Scherer
Operator Name: Tom Keller

Location Name: SCH-GWC-53 **Well Diameter: 2 in** **Casing Type: PVC** **Screen Length: 10 ft** **Top of Screen: 22 ft** **Total Depth: 32.8 ft** **Initial Depth to Water: 11.07 ft**	**Pump Type: Bladder** **Tubing Type: PE** **Pump Intake From TOC: 27.8 ft** **Estimated Total Volume Pumped: 9000 ml** **Flow Cell Volume: 90 ml** **Final Flow Rate: 160 ml/min** **Final Draw Down: -0.23 ft**	**Instrument Used: Aqua TROLL 400** **Serial Number: 965586**

Test Notes:

Weather Conditions:
Scattered Clouds 70s

Low-Flow Readings:

Date Time	Elapsed Time	pH	Temperature	Specific Conductivity	RDO Concentration	Turbidity	ORP	Depth to Water	Flow
		+/- 0.1	+/- 0.5	+/- 3 %	+/- 0.3	+/- 10	+/- 10	+/- 5	
5/20/2024 9:29 AM	00:00	6.95 pH	32.21 °C	0.00 µS/cm	7.38 mg/L	1.13 NTU	36.4 mV	11.51 cm	160.00 ml/min
5/20/2024 10:03 AM	33:32	5.79 pH	27.71 °C	391.95 µS/cm	3.16 mg/L	1.02 NTU	204.5 mV	337.41 cm	160.00 ml/min
5/20/2024 10:07 AM	37:32	5.65 pH	18.96 °C	448.94 µS/cm	1.88 mg/L	0.97 NTU	172.8 mV	337.41 cm	160.00 ml/min
5/20/2024 10:10 AM	41:05	5.67 pH	18.90 °C	443.51 µS/cm	0.80 mg/L	1.11 NTU	196.2 mV	337.41 cm	160.00 ml/min
5/20/2024 10:14 AM	45:05	5.67 pH	18.30 °C	451.07 µS/cm	0.56 mg/L	1.23 NTU	154.5 mV	11.31 cm	160.00 ml/min
5/20/2024 10:18 AM	49:05	5.67 pH	18.27 °C	449.10 µS/cm	0.44 mg/L	0.87 NTU	143.1 mV	11.30 cm	160.00 ml/min
5/20/2024 10:22 AM	53:05	5.66 pH	18.31 °C	447.02 µS/cm	0.37 mg/L	0.65 NTU	136.7 mV	11.31 cm	160.00 ml/min
5/20/2024 10:26 AM	56:55	5.65 pH	18.27 °C	435.92 µS/cm	0.33 mg/L	0.77 NTU	132.7 mV	11.31 cm	160.00 ml/min
5/20/2024 10:30 AM	01:00:55	5.64 pH	18.36 °C	447.57 µS/cm	0.30 mg/L	0.77 NTU	127.9 mV	11.30 cm	160.00 ml/min
5/20/2024 10:32 AM	01:03:03	5.64 pH	18.36 °C	434.91 µS/cm	0.29 mg/L	0.47 NTU	123.3 mV	11.30 cm	160.00 ml/min
5/20/2024 10:36 AM	01:07:03	5.63 pH	18.36 °C	446.60 µS/cm	0.26 mg/L	0.79 NTU	122.2 mV	11.30 cm	160.00 ml/min
5/20/2024 10:40 AM	01:11:03	5.63 pH	18.30 °C	445.09 µS/cm	0.25 mg/L	0.44 NTU	120.3 mV	11.30 cm	160.00 ml/min
5/20/2024 10:44 AM	01:15:03	5.62 pH	18.30 °C	444.75 µS/cm	0.24 mg/L	0.46 NTU	118.7 mV	11.29 cm	160.00 ml/min

5/20/2024 10:48 AM	01:19:11	5.61 pH	18.37 °C	432.35 µS/cm	0.22 mg/L	0.40 NTU	120.5 mV	11.30 cm	160.00 ml/min
5/20/2024 10:53 AM	01:23:37	5.59 pH	18.33 °C	431.48 µS/cm	0.21 mg/L		122.5 mV	11.30 cm	160.00 ml/min

Samples

Sample ID:	Description:
Sch-GWC-53	Chloride

Created using VuSitu from In-Situ, Inc.

Low-Flow Test Report:

Test Date / Time: 5/20/2024 11:53:29 AM
Project: Plant Scherer (2)
Operator Name: Tom Keller

Location Name: SCH-GWC-10 **Well Diameter: 2 in** **Casing Type: PVC** **Screen Length: 10 ft** **Top of Screen: 30.65 ft** **Total Depth: 40.65 ft** **Initial Depth to Water: 10.67 ft**	**Pump Type: Peristaltic** **Tubing Type: PE** **Pump Intake From TOC: 35.5 ft** **Estimated Total Volume Pumped: 12933.333 ml** **Flow Cell Volume: 90 ml** **Final Flow Rate: 200 ml/min** **Final Draw Down: -0.14 ft**	**Instrument Used: Aqua TROLL 400** **Serial Number: 965586**

Test Notes:

Weather Conditions:
Sunny, 80s

Low-Flow Readings:

Date Time	Elapsed Time	pH	Temperature	Specific Conductivity	RDO Concentration	Turbidity	ORP	Depth to Water	Flow
		+/- 0.1	+/- 0.5	+/- 3 %	+/- 0.3	+/- 10	+/- 10	+/- 5	
5/20/2024 11:53 AM	00:00	5.79 pH	31.33 °C	0.00 µS/cm	7.34 mg/L	0.68 NTU	37.4 mV	10.80 ft	200.00 ml/min
5/20/2024 11:57 AM	04:00	6.27 pH	28.84 °C	213.16 µS/cm	4.17 mg/L	0.75 NTU	202.1 mV	10.80 ft	200.00 ml/min
5/20/2024 12:01 PM	08:00	6.23 pH	20.65 °C	218.62 µS/cm	0.37 mg/L	0.64 NTU	203.9 mV	10.80 ft	200.00 ml/min
5/20/2024 12:05 PM	12:00	6.24 pH	19.71 °C	218.74 µS/cm	0.31 mg/L	0.41 NTU	183.2 mV	10.80 ft	200.00 ml/min
5/20/2024 12:09 PM	16:00	6.25 pH	19.68 °C	217.72 µS/cm	0.32 mg/L	0.58 NTU	170.6 mV	10.81 ft	200.00 ml/min
5/20/2024 12:13 PM	20:00	6.27 pH	19.69 °C	214.57 µS/cm	0.39 mg/L	0.41 NTU	161.5 mV	10.81 ft	200.00 ml/min
5/20/2024 12:17 PM	24:00	6.28 pH	19.66 °C	211.66 µS/cm	0.44 mg/L	0.43 NTU	157.1 mV	10.81 ft	200.00 ml/min
5/20/2024 12:21 PM	28:00	6.28 pH	19.72 °C	207.92 µS/cm	0.53 mg/L	0.81 NTU	150.6 mV	10.80 ft	200.00 ml/min
5/20/2024 12:25 PM	32:00	6.29 pH	19.67 °C	208.93 µS/cm	0.53 mg/L	0.57 NTU	148.2 mV	10.80 ft	200.00 ml/min
5/20/2024 12:29 PM	36:00	6.28 pH	19.72 °C	204.41 µS/cm	0.58 mg/L	0.69 NTU	144.2 mV	10.80 ft	200.00 ml/min
5/20/2024 12:30 PM	36:49	6.28 pH	19.75 °C	203.03 µS/cm	0.60 mg/L	0.78 NTU	151.2 mV	10.80 ft	200.00 ml/min
5/20/2024 12:34 PM	40:49	6.28 pH	19.72 °C	203.38 µS/cm	0.58 mg/L	0.49 NTU	158.3 mV	10.80 ft	200.00 ml/min
5/20/2024 12:38 PM	44:49	6.29 pH	19.76 °C	203.53 µS/cm	0.64 mg/L	0.92 NTU	142.7 mV	10.81 ft	200.00 ml/min

5/20/2024 12:42 PM	48:49	6.29 pH	19.78 °C	201.00 µS/cm	0.71 mg/L	0.42 NTU	137.6 mV	10.81 ft	200.00 ml/min
5/20/2024 12:46 PM	52:49	6.29 pH	19.81 °C	199.26 µS/cm	0.69 mg/L	0.33 NTU	136.1 mV	10.81 ft	200.00 ml/min
5/20/2024 12:50 PM	56:49	6.29 pH	19.79 °C	199.27 µS/cm	0.72 mg/L	0.28 NTU	133.9 mV	10.81 ft	200.00 ml/min
5/20/2024 12:54 PM	01:00:49	6.27 pH	19.86 °C	200.73 µS/cm	0.77 mg/L	0.52 NTU	131.9 mV	10.81 ft	200.00 ml/min
5/20/2024 12:58 PM	01:04:40	6.28 pH	19.91 °C	202.42 µS/cm	0.78 mg/L	0.46 NTU	133.0 mV	10.81 ft	200.00 ml/min

Samples

Sample ID:	Description:
Sch-GWC-10	Plus field duplicate SCH-Cell1-FD-1

Low-Flow Test Report:

Test Date / Time: 5/20/2024 1:53:11 PM
Project: Plant Scherer (3)
Operator Name: Tom Keller

Location Name: SCH-GWC-6 **Well Diameter: 2 in** **Casing Type: PVC** **Total Depth: 48.5 ft** **Initial Depth to Water: 38.3 ft**	**Pump Type: Peristaltic** **Tubing Type: PE** **Pump Intake From TOC: 43.5 ft** **Estimated Total Volume Pumped: 5600 ml** **Flow Cell Volume: 90 ml** **Final Flow Rate: 200 ml/min** **Final Draw Down: 0.07 ft**	**Instrument Used: Aqua TROLL 400** **Serial Number: 965586**

Test Notes:

Low-Flow Readings:

Date Time	Elapsed Time	pH	Temperature	Specific Conductivity	RDO Concentration	Turbidity	ORP	Depth to Water	Flow
		+/- 0.1	+/- 0.5	+/- 3 %	+/- 0.3	+/- 10	+/- 10	+/- 5	
5/20/2024 1:53 PM	00:00	7.04 pH	30.96 °C	0.00 µS/cm	7.35 mg/L	1.55 NTU	41.4 mV	38.30 ft	200.00 ml/min
5/20/2024 1:57 PM	04:00	6.58 pH	25.23 °C	191.12 µS/cm	7.08 mg/L	1.43 NTU	161.2 mV	38.34 ft	200.00 ml/min
5/20/2024 2:01 PM	08:00	6.19 pH	20.31 °C	205.87 µS/cm	7.02 mg/L	0.33 NTU	153.7 mV	38.35 ft	200.00 ml/min
5/20/2024 2:05 PM	12:00	6.18 pH	20.03 °C	204.73 µS/cm	6.86 mg/L	0.58 NTU	148.2 mV	38.37 ft	200.00 ml/min
5/20/2024 2:09 PM	16:00	6.19 pH	20.02 °C	200.69 µS/cm	6.78 mg/L	0.59 NTU	146.1 mV	38.37 ft	200.00 ml/min
5/20/2024 2:13 PM	20:00	6.18 pH	19.67 °C	200.76 µS/cm	6.80 mg/L	0.18 NTU	144.9 mV	38.37 ft	200.00 ml/min
5/20/2024 2:17 PM	24:00	6.17 pH	19.81 °C	202.10 µS/cm	6.85 mg/L	0.19 NTU	144.2 mV	38.38 ft	200.00 ml/min
5/20/2024 2:21 PM	28:00	6.16 pH	19.87 °C	201.43 µS/cm	6.81 mg/L	0.22 NTU	144.1 mV	38.38 ft	200.00 ml/min

Samples

Sample ID:	Description:
Sch-GWC-6	Calcium and Sulfate. Collect field blank from di water at 1425, sch-cell1-fb-2

Low-Flow Test Report:

Test Date / Time: 5/20/2024 2:55:51 PM
Project: Plant Scherer
Operator Name: T. Keller

Location Name: SCH-GWC-4 **Well Diameter: 2 in** **Casing Type: PVC** **Total Depth: 43.1 ft** **Initial Depth to Water: 11.07 ft**	**Pump Type: Bladder** **Tubing Type: PE** **Pump Intake From TOC: 38.41 ft** **Estimated Total Volume Pumped: 4890 ml** **Flow Cell Volume: 90 ml** **Final Flow Rate: 200 ml/min** **Final Draw Down: -9.994 ft**	**Instrument Used: Aqua TROLL 400** **Serial Number: 965586**

Test Notes:

Weather Conditions:
Sunny 80s

Low-Flow Readings:

Date Time	Elapsed Time	pH	Temperature	Specific Conductivity	RDO Concentration	Turbidity	ORP	Depth to Water	Flow
		+/- 0.1	+/- 0.5	+/- 3 %	+/- 0.3	+/- 10	+/- 10	+/- 5	
5/20/2024 2:55 PM	00:00	6.39 pH	25.47 °C	113.34 µS/cm	8.19 mg/L	0.82 NTU	36.0 mV	337.41 cm	200.00 ml/min
5/20/2024 2:59 PM	04:00	6.15 pH	20.48 °C	443.52 µS/cm	4.04 mg/L	0.68 NTU	159.6 mV	32.75 cm	200.00 ml/min
5/20/2024 3:03 PM	08:00	6.11 pH	20.52 °C	450.84 µS/cm	2.97 mg/L	0.80 NTU	139.6 mV	32.78 cm	200.00 ml/min
5/20/2024 3:04 PM	08:27	6.11 pH	20.57 °C	454.17 µS/cm	2.95 mg/L	0.56 NTU	148.7 mV	32.80 cm	200.00 ml/min
5/20/2024 3:08 PM	12:27	6.11 pH	20.77 °C	446.72 µS/cm	2.84 mg/L	0.67 NTU	131.1 mV	32.79 cm	200.00 ml/min
5/20/2024 3:12 PM	16:27	6.10 pH	20.94 °C	446.09 µS/cm	2.78 mg/L	0.47 NTU	128.1 mV	32.79 cm	200.00 ml/min
5/20/2024 3:16 PM	20:27	6.09 pH	20.84 °C	442.16 µS/cm	2.75 mg/L	0.49 NTU	126.8 mV	32.79 cm	200.00 ml/min
5/20/2024 3:20 PM	24:27	6.08 pH	20.70 °C	442.79 µS/cm	2.73 mg/L	0.31 NTU	126.3 mV	32.79 cm	200.00 ml/min

Samples

Sample ID:	Description:
Sch-GWC-4	Chloride

Low-Flow Test Report:

Test Date / Time: 5/20/2024 3:51:10 PM
Project: Plant Scherer (2)
Operator Name: T. Keller

Location Name: SCH-GWC-3 **Well Diameter: 2 in** **Casing Type: PVC** **Total Depth: 50.1 ft** **Initial Depth to Water: 36.25 ft**	**Pump Type: Bladder** **Tubing Type: PE** **Pump Intake From TOC: 45 ft** **Estimated Total Volume Pumped: 5600 ml** **Flow Cell Volume: 90 ml** **Final Flow Rate: 160 ml/min** **Final Draw Down: 0.2 ft**	**Instrument Used: Aqua TROLL 400** **Serial Number: 965586**

Test Notes:

Weather Conditions:
Sunny, 80s

Low-Flow Readings:

Date Time	Elapsed Time	pH	Temperature	Specific Conductivity	RDO Concentration	Turbidity	ORP	Depth to Water	Flow
		+/- 0.1	+/- 0.5	+/- 3 %	+/- 0.3	+/- 10	+/- 10	+/- 5	
5/20/2024 3:51 PM	00:00	6.61 pH	27.27 °C	0.00 µS/cm	7.94 mg/L	23.70 NTU	37.0 mV	36.23 ft	200.00 ml/min
5/20/2024 3:55 PM	04:00	6.06 pH	28.73 °C	134.60 µS/cm	2.58 mg/L	22.80 NTU	-62.7 mV	36.41 ft	200.00 ml/min
5/20/2024 3:59 PM	08:00	5.95 pH	23.61 °C	130.88 µS/cm	1.87 mg/L	12.10 NTU	-21.5 mV	36.48 ft	200.00 ml/min
5/20/2024 4:03 PM	12:00	5.95 pH	23.11 °C	131.13 µS/cm	1.83 mg/L	9.74 NTU	11.3 mV	36.45 ft	160.00 ml/min
5/20/2024 4:07 PM	16:00	5.94 pH	23.51 °C	131.07 µS/cm	1.79 mg/L	7.62 NTU	32.5 mV	36.44 ft	160.00 ml/min
5/20/2024 4:11 PM	20:00	5.93 pH	22.36 °C	129.38 µS/cm	1.75 mg/L	4.28 NTU	50.2 mV	36.43 ft	160.00 ml/min
5/20/2024 4:15 PM	24:00	5.93 pH	22.58 °C	131.44 µS/cm	1.76 mg/L	4.09 NTU	36.7 mV	36.43 ft	160.00 ml/min
5/20/2024 4:19 PM	28:00	5.92 pH	21.81 °C	128.68 µS/cm	1.69 mg/L	3.82 NTU	17.1 mV	36.43 ft	160.00 ml/min
5/20/2024 4:23 PM	32:00	5.90 pH	21.22 °C	129.70 µS/cm	1.70 mg/L	2.62 NTU	4.4 mV	36.43 ft	160.00 ml/min

Samples

Sample ID:	Description:
Sch-GWC-3	Sulfate

APPENDIX A

Instrument Calibration Forms
February 2024

Site Name: Scherer

Field Instrumentation Calibration Form

Date: 2/20/24

Calibrated By: T. JOHNSON

Field Conditions:

Instrument	Manufactuer/ Model	Serial Number
Water Quality Meter	In-Situ Aquatroll	843593
Turbidity Meter	Hach 2100Q	21010D000165

Calibration Standard Information				
Parameter	Standard	Lot #	Date of Expiration	Brand
Specific Conductance (µS/cm)	4,490	2000044	5/24	Air
pH (SU)	4.00	24000044	5/2024	Air
pH (SU)	7.00	23390139	4/2024	Air
pH (SU)	10.00	22110130	4/2024	Air
D.O. (%)	N/A	3000044	5/24	Air
ORP (mV)	228.0	24000258	6/2024	Air

Calibration					
Time Start 1300		Time Finish 1305			
Parameter	Standard	Calibration Value	Calibration Solution Temperature (°C)	Acceptance Criteria	Reference
Specific Conductance (µS/cm)	4,490	4,306.1	~~7.09~~ 7.5	± 10% of standard	EPA 2023
pH (SU)	4.00	4.09	~~5.0~~ 5.40	± 0.1	GWMP
pH (SU)	7.00	7.11	~~6.00~~ 6.44	± 0.1	GWMP
pH (SU)	10.00	10.10	6.17	± 0.1	GWMP
D.O. (%)	N/A	96.34	4.15	± 10%	NA
ORP (mV)	228.0	246.8	7.03	± 10	EPA 2023

	Standard	Calibration Value	Acceptance Criteria	Reference
Turbidity (NTU)	10	9.11	± 10% of standard	EPA 2023
	20	21.4		
	100	105		
	800	810		

Calibration Check					
Time Start 1300		Time Finish 1315			
Parameter	Standard	Calibration Value	Calibration Solution Temperature (°C)	Acceptance Criteria	Reference
Specific Conductance (µS/cm)	4,490	4445.0	15.71	± 10% of standard	EPA 2023
pH (SU)	4.00	3.97	15.70	± 0.1	GWMP
pH (SU)	7.00	6.99	14.69	± 0.1	GWMP
pH (SU)	10.00	10.02	13.99	± 0.1	GWMP

	Standard	Calibration Value	Acceptance Criteria	Reference
Turbidity (NTU)	10	8.34	± 10% of standard	EPA 2023
	20	22.1		
	100	110		
	800	815		

Notes:

Site Name: Scherer

Calibrated By: TJohnson

Field Instrumentation Calibration Form

Date: 2/21/24

Field Conditions: Sunny

Instrument	Manufactuer/ Model	Serial Number
Water Quality Meter	In-Situ Aquatroll	843593
Turbidity Meter	Hach 2100Q	23060D000154

Calibration Standard Information

Parameter	Standard	Lot #	Date of Expiration	Brand
Specific Conductance (µS/cm)	4,490	2000044	5/24	Air
pH (SU)	4.00	2000044	5/24	↓
pH (SU)	7.00	23290134	4/2024	↓
pH (SU)	10.00	23110130	5/24	↓
D.O. (%)	N/A	2000044	5/24	↓
ORP (mV)	228.0	24002358	6/24	↓

Calibration

Time Start 720 Time Finish

Parameter	Standard	Calibration Value	Calibration Solution Temperature (°C)	Acceptance Criteria	Reference
Specific Conductance (µS/cm)	4,490	4604.0	~~8.5~~ 4.76	± 10% of standard	EPA 2023
pH (SU)	4.00	4.04	5.01	± 0.1	GWMP
pH (SU)	7.00	7.01	6.93	± 0.1	GWMP
pH (SU)	10.00	10.14	7.94	± 0.1	GWMP
D.O. (%)	N/A	99.09	4.41	± 10%	NA
ORP (mV)	228.0	249.8	8.51	± 10	EPA 2023

	Standard	Calibration Value	Acceptance Criteria	Reference
Turbidity (NTU)	10	10.1	± 10% of standard	EPA 2023
	20	20.1		
	100	99.8		
	800	789		

Calibration Check

Time Start 1330 Time Finish 1402

Parameter	Standard	Calibration Value	Calibration Solution Temperature (°C)	Acceptance Criteria	Reference
Specific Conductance (µS/cm)	4,490	4,610.2	17.90	± 10% of standard	EPA 2023
pH (SU)	4.00	4.17	15.87	± 0.1	GWMP
pH (SU)	7.00	7.07	16.73	± 0.1	GWMP
pH (SU)	10.00	16.08	~~15.32~~ 15.14	± 0.1	GWMP

	Standard	Calibration Value	Acceptance Criteria	Reference
Turbidity (NTU)	10	9.80	± 10% of standard	EPA 2023
	20	21.9		
	100	98.6		
	800	840		

Notes:

Site Name: Scheier

Calibrated By: TJohnson

Field Instrumentation Calibration Form

Date: 2-22-24

Field Conditions: Cold/Sunny

Instrument	Manufactuer/ Model	Serial Number
Water Quality Meter	In-Situ Aquatroll	843593
Turbidity Meter	Hach 2100Q	23080D000159

Calibration Standard Information

Parameter	Standard	Lot #	Date of Expiration	Brand
Specific Conductance (µS/cm)	4,490	24000044	5/24	All
pH (SU)	4.00	24000044	5/24	
pH (SU)	7.00	22290139	9/24	
pH (SU)	10.00	22110130	9/24	
D.O. (%)	N/A	24000044	5/24	
ORP (mV)	228.0	24002254	6/24	

Calibration

Time Start 728 Time Finish 805

Parameter	Standard	Calibration Value	Calibration Solution Temperature (°C)	Acceptance Criteria	Reference
Specific Conductance (µS/cm)	4,490	4,376.7	8.00	± 10% of standard	EPA 2023
pH (SU)	4.00	3.73	7.96	± 0.1	GWMP
pH (SU)	7.00	6.97	9.44	± 0.1	GWMP
pH (SU)	10.00	10.14	10.56	± 0.1	GWMP
D.O. (%)	N/A	100.29	8.71	± 10%	NA
ORP (mV)	228.0	247.5	10.13	± 10	EPA 2023

	Standard	Calibration Value	Acceptance Criteria	Reference
Turbidity (NTU)	10	10.1	± 10% of standard	EPA 2023
	20	18.4		
	100	100		
	800	809		

Calibration Check

Time Start 1205 Time Finish 1215

Parameter	Standard	Calibration Value	Calibration Solution Temperature (°C)	Acceptance Criteria	Reference
Specific Conductance (µS/cm)	4,490	4,448.7	20.27	± 10% of standard	EPA 2023
pH (SU)	4.00	4.11	20.27	± 0.1	GWMP
pH (SU)	7.00	7.10	19.39	± 0.1	GWMP
pH (SU)	10.00	9.96	18.32	± 0.1	GWMP

	Standard	Calibration Value	Acceptance Criteria	Reference
Turbidity (NTU)	10	9.78	± 10% of standard	EPA 2023
	20	18.7		
	100	102		
	800	808		

Notes:

Site Name: Schever

Field Instrumentation Calibration Form

Date: 2-23-24

Field Conditions: 60°F - Rain

Calibrated By:

Instrument	Manufactuer/ Model	Serial Number
Water Quality Meter	In-Situ Aquatroll	843593
Turbidity Meter	Hach 2100Q	23080D000159

Calibration Standard Information				
Parameter	Standard	Lot #	Date of Expiration	Brand
Specific Conductance (µS/cm)	4,490	24000044	5/24	ATV
pH (SU)	4.00	24000044	4/24	
pH (SU)	7.00	2240139	4/24	
pH (SU)	10.00	22110130	4/24	
D.O. (%)	N/A	24000044	5/24	
ORP (mV)	228.0	24002258	6/24	

Calibration					
Time Start 0727		Time Finish 0751			
Parameter	Standard	4,487.6 Calibration Value	Calibration Solution Temperature (°C)	Acceptance Criteria	Reference
Specific Conductance (µS/cm)	4,490	~~4,089.3~~	~~17.93~~ 18.07	± 10% of standard	EPA 2023
pH (SU)	4.00	4.12	18.08	± 0.1	GWMP
pH (SU)	7.00	7.03	17.90	± 0.1	GWMP
pH (SU)	10.00	10.04	18.01	± 0.1	GWMP
D.O. (%)	N/A	100.53	17.40	± 10%	NA
ORP (mV)	228.0	234.8	17.84	± 10	EPA 2023

	Standard	Calibration Value	Acceptance Criteria	Reference
Turbidity (NTU)	10	10.1	± 10% of standard	EPA 2023
	20	19.6		
	100	91.5		
	800	781		

Calibration Check					
Time Start 1008		Time Finish 1014			
Parameter	Standard	Calibration Value	Calibration Solution Temperature (°C)	Acceptance Criteria	Reference
Specific Conductance (µS/cm)	4,490	4,504.9	17.14	± 10% of standard	EPA 2023
pH (SU)	4.00	4.09	17.08	± 0.1	GWMP
pH (SU)	7.00	7.02	17.09	± 0.1	GWMP
pH (SU)	10.00	10.00	16.92	± 0.1	GWMP

	Standard	Calibration Value	Acceptance Criteria	Reference
Turbidity (NTU)	10	10.1	± 10% of standard	EPA 2023
	20	20.4		
	100	100		
	800	831		

Notes:

Site Name: Scherer

Calibrated By: T Johnson

Field Instrumentation Calibration Form

Date: 7/26/24

Field Conditions: Sunny

Instrument	Manufactuer/ Model	Serial Number
Water Quality Meter	In-Situ Aquatroll	843593
Turbidity Meter	Hach 2100Q	23080D000159

Calibration Standard Information

Parameter	Standard	Lot #	Date of Expiration	Brand
Specific Conductance (µS/cm)	4,490	24000044	5/24	AIV
pH (SU)	4.00	24000044	9/24	
pH (SU)	7.00	23240139	4/24	
pH (SU)	10.00	23110130	4/24	
D.O. (%)	N/A	24000044	5/24	
ORP (mV)	228.0	24003356	10/24	

Calibration

Time Start 910 Time Finish 955

Parameter	Standard	Calibration Value	Calibration Solution Temperature (°C)	Acceptance Criteria	Reference
Specific Conductance (µS/cm)	4,490	~~[illegible]~~ 4,490.2	14.08	± 10% of standard	EPA 2023
pH (SU)	4.00	4.00 (4.02)	14.07	± 0.1	GWMP
pH (SU)	7.00	7.01	14.26	± 0.1	GWMP
pH (SU)	10.00	10.09	14.28	± 0.1	GWMP
D.O. (%)	N/A	98.8	13.93	± 10%	NA
ORP (mV)	228.0	228.0	14.31	± 10	EPA 2023

	Standard	Calibration Value	Acceptance Criteria	Reference
Turbidity (NTU)	10	~~20.7~~ 10.3	± 10% of standard	EPA 2023
	20	20.7		
	100	102		
	800	765		

Calibration Check

Time Start 1305 Time Finish 1321

Parameter	Standard	Calibration Value	Calibration Solution Temperature (°C)	Acceptance Criteria	Reference
Specific Conductance (µS/cm)	4,490	4,356.8	14.84	± 10% of standard	EPA 2023
pH (SU)	4.00	4.09	14.82	± 0.1	GWMP
pH (SU)	7.00	7.02	14.3	± 0.1	GWMP
pH (SU)	10.00	10.02	14.62	± 0.1	GWMP

	Standard	Calibration Value	Acceptance Criteria	Reference
Turbidity (NTU)	10	9.99	± 10% of standard	EPA 2023
	20	20.4		
	100	101		
	800	807		

OWM 2 Notes:

PH 4 → 4.02

PH7 → 7.01

PH10 → 10.09

Site Name: Shorey

Calibrated By: Johnson

Field Instrumentation Calibration Form

Date: 2/27/24

Field Conditions: Cloudy

Instrument	Manufactuer/ Model	Serial Number
Water Quality Meter	In-Situ Aquatroll	843593
Turbidity Meter	Hach 2100Q	23080D000159

Calibration Standard Information

Parameter	Standard	Lot #	Date of Expiration	Brand
Specific Conductance (µS/cm)	4,490	2400044	5/24	Air
pH (SU)	4.00	2400644	5/24	
pH (SU)	7.00	2224039	4/24	
pH (SU)	10.00	2211030	4/24	
D.O. (%)	N/A	2400091	5/24	
ORP (mV)	228.0	2400 2258	6/24	

Calibration

Time Start 720 Time Finish 750

Parameter	Standard	Calibration Value	Calibration Solution Temperature (°C)	Acceptance Criteria	Reference
Specific Conductance (µS/cm)	4,490	4475.7	16.83	± 10% of standard	EPA 2023
pH (SU)	4.00	4.03	16.99	± 0.1	GWMP
pH (SU)	7.00	7.01	17.32	± 0.1	GWMP
pH (SU)	10.00	10.05	17.68	± 0.1	GWMP
D.O. (%)	N/A	101.92	17.18	± 10%	NA
ORP (mV)	228.0	221.7	17.63	± 10	EPA 2023

	Standard	Calibration Value	Acceptance Criteria	Reference
Turbidity (NTU)	10	~~20~~ 10.0	± 10% of standard	EPA 2023
	20	20.0		
	100	102		
	800	800		

Calibration Check

Time Start 1405 Time Finish 1422

Parameter	Standard	Calibration Value	Calibration Solution Temperature (°C)	Acceptance Criteria	Reference
Specific Conductance (µS/cm)	4,490	4,347.8	20.04	± 10% of standard	EPA 2023
pH (SU)	4.00	4.07	20.13	± 0.1	GWMP
pH (SU)	7.00	7.06	19.76	± 0.1	GWMP
pH (SU)	10.00	10.00	19.32	± 0.1	GWMP

	Standard	Calibration Value	Acceptance Criteria	Reference
Turbidity (NTU)	10	10.1	± 10% of standard	EPA 2023
	20	20.7		
	100	97.6		
	800	746		

Notes:

PH4 - 4.03 @16.99

PH 7 - 7.01 17.32

PH 10 - 10.05 17.68

NTU - 20.0

TJ ~~130~~ 102

800

~~Recalibrated Turbidity @1408~~

value TJ (No realignment)

10

20 ~~20~~

100

800

Recalibrated Conductivity @ ~~1408~~ TJ 1412

4,491.3

Temp @ 20.08

Site Name: Scherer

Calibrated By: T Johnson

Field Instrumentation Calibration Form

Date: 2/28/24

Field Conditions: Overcast

Instrument	Manufactuer/ Model	Serial Number
Water Quality Meter	In-Situ Aquatroll	843593
Turbidity Meter	Hach 2100Q	23080D000159

Calibration Standard Information

Parameter	Standard	Lot #	Date of Expiration	Brand
Specific Conductance (µS/cm)	4,490	24000444	5/24	A.V
pH (SU)	4.00	24000444	5/24	
pH (SU)	7.00	22290139	4/24	
pH (SU)	10.00	22110130	4/24	
D.O. (%)	N/A	24006444	5/24	
ORP (mV)	228.0	24002258	6/24	

Calibration

Time Start 0715 Time Finish 750

Parameter	Standard	Calibration Value	Calibration Solution Temperature (°C)	Acceptance Criteria	Reference
Specific Conductance (µS/cm)	4,490	4,491.7	18.15	± 10% of standard	EPA 2023
pH (SU)	4.00	4.08	18.88	± 0.1	GWMP
pH (SU)	7.00	7.05	18.97	± 0.1	GWMP
pH (SU)	10.00	10.04	19.32	± 0.1	GWMP
D.O. (%)	N/A	99.47	18.52	± 10%	NA
ORP (mV)	228.0	223.5	19.29	± 10	EPA 2023

	Standard	Calibration Value	Acceptance Criteria	Reference
Turbidity (NTU)	10	10.1	± 10% of standard	EPA 2023
	20	20.0		
	100	106		
	800	768		

Calibration Check

Time Start 1319 Time Finish 130

Parameter	Standard	Calibration Value	Calibration Solution Temperature (°C)	Acceptance Criteria	Reference
Specific Conductance (µS/cm)	4,490	4,432.9	23.34	± 10% of standard	EPA 2023
pH (SU)	4.00	4.03	23.76	± 0.1	GWMP
pH (SU)	7.00	7.00	22.41	± 0.1	GWMP
pH (SU)	10.00	9.96	21.37	± 0.1	GWMP

	Standard	Calibration Value	Acceptance Criteria	Reference
Turbidity (NTU)	10	16.3	± 10% of standard	EPA 2023
	20	20.4		
	100	96.7		
	800	854		

Notes:

NTU
20.0
106
~~133~~

Site Name: Scherer

Calibrated By: T. Johnson

Field Instrumentation Calibration Form

Date: 2/29/24

Field Conditions: Cold

Instrument	Manufactuer/ Model	Serial Number
Water Quality Meter	In-Situ Aquatroll	843593
Turbidity Meter	Hach 2100Q	23060D000159

Calibration Standard Information

Parameter	Standard	Lot #	Date of Expiration	Brand
Specific Conductance (µS/cm)	4,490	24000044	5/24	Air
pH (SU)	4.00	24000044	5/24	
pH (SU)	7.00	23010139	4/24	
pH (SU)	10.00	23110130	4/24	
D.O. (%)	N/A	24 00044	5/24	
ORP (mV)	228.0	24003258	4/24	

Calibration

Time Start 715 Time Finish 740

Parameter	Standard	Calibration Value	Calibration Solution Temperature (°C)	Acceptance Criteria	Reference
Specific Conductance (µS/cm)	4,490	4494.0	11.51	± 10% of standard	EPA 2023
pH (SU)	4.00	3.93	11.85	± 0.1	GWMP
pH (SU)	7.00	6.97	12.44	± 0.1	GWMP
pH (SU)	10.00	10.04	13.13	± 0.1	GWMP
D.O. (%)	N/A	99.04	12.47	± 10%	NA
ORP (mV)	228.0	228.1	13.36	± 10	EPA 2023

	Standard	Calibration Value	Acceptance Criteria	Reference
Turbidity (NTU)	10	10.1	± 10% of standard	EPA 2023
	20	20.7		
	100	99.8		
	800	740		

Calibration Check

Time Start 1340 Time Finish 1350

Parameter	Standard	Calibration Value	Calibration Solution Temperature (°C)	Acceptance Criteria	Reference
Specific Conductance (µS/cm)	4,490	4,421.6	17.41	± 10% of standard	EPA 2023
pH (SU)	4.00	4.03	17.19	± 0.1	GWMP
pH (SU)	7.00	7.03	16.23	± 0.1	GWMP
pH (SU)	10.00	10.00	15.01	± 0.1	GWMP

	Standard	Calibration Value	Acceptance Criteria	Reference
Turbidity (NTU)	10	10.7	± 10% of standard	EPA 2023
	20	~~21.4~~ 21.4		
	100	101		
	800	854		

Notes:

Site Name: Scherer

Calibrated By: Johnson

Field Instrumentation Calibration Form

Date: 3/1/24

Field Conditions: Rainy, Cold

Instrument	Manufactuer/ Model	Serial Number
Water Quality Meter	In-Situ Aquatroll	843593
Turbidity Meter	Hach 2100Q	23080100001159

Calibration Standard Information

Parameter	Standard	Lot #	Date of Expiration	Brand
Specific Conductance (µS/cm)	4,490	24000444	5/24	AIT
pH (SU)	4.00	24000444	5/24	
pH (SU)	7.00	24001334	4/24	
pH (SU)	10.00	23110130	4/24	
D.O. (%)	N/A	24000444	5/24	
ORP (mV)	228.0	24002355	4/24	

Calibration

Time Start 720 Time Finish 800

Parameter	Standard	Calibration Value	Calibration Solution Temperature (°C)	Acceptance Criteria	Reference
Specific Conductance (µS/cm)	4,490	4,473.8	10.21	± 10% of standard	EPA 2023
pH (SU)	4.00	4.04	10.36	± 0.1	GWMP
pH (SU)	7.00	7.02	11.12	± 0.1	GWMP
pH (SU)	10.00	10.06	11.71	± 0.1	GWMP
D.O. (%)	N/A	101.20	11.72	± 10%	NA
ORP (mV)	228.0	231.9	11.1	± 10	EPA 2023

	Standard	Calibration Value	Acceptance Criteria	Reference
Turbidity (NTU)	10	10.5	± 10% of standard	EPA 2023
	20	~~20.7~~ 19.4		
	100	~~109~~ 104		
	800	~~832~~ 742		

Calibration Check

Time Start 950 Time Finish 1015

Parameter	Standard	Calibration Value	Calibration Solution Temperature (°C)	Acceptance Criteria	Reference
Specific Conductance (µS/cm)	4,490	4,435.0	10.00	± 10% of standard	EPA 2023
pH (SU)	4.00	4.08	10.01	± 0.1	GWMP
pH (SU)	7.00	7.08	9.96	± 0.1	GWMP
pH (SU)	10.00	10.22	9.84	± 0.1	GWMP

	Standard	Calibration Value	Acceptance Criteria	Reference
Turbidity (NTU)	10	10.2	± 10% of standard	EPA 2023
	20	21.5		
	100	92.6		
	800	772		

Notes:

~~10~~ ~~26.2~~
20 ~~26.2~~ TI
100
800 ~~20.~~
10 ~~13.5~~

14.3
20.7
109
832

#2 10.5
19.4
104
742

Recal pH @ 0957
4.00 = 4.1 8.20
7.00 = 7.05 8.41
10.00 = 10.10 8.65

Site Name: Scherer

Calibrated By: TJohnson

Field Instrumentation Calibration Form

Date: 3/4/24

Field Conditions: 61° cloudy

Instrument	Manufactuer/ Model	Serial Number
Water Quality Meter	In-Situ Aquatroll	843593
Turbidity Meter	Hach 2100Q	~~23050D000159~~ TJ

23100D000~~773~~ TJ 159

Calibration Standard Information				
Parameter	Standard	Lot #	Date of Expiration	Brand
Specific Conductance (µS/cm)	4,490	2400044	5/24	
pH (SU)	4.00	2400044	5/24	
pH (SU)	7.00	2400044 2240139	4/24	
pH (SU)	10.00	22/10136	4/24	
D.O. (%)	N/A	2400044	5/24	
ORP (mV)	228.0	24001258	6/24	

Calibration					
Time Start 930		Time Finish 1031			
Parameter	Standard	Calibration Value	Calibration Solution Temperature (°C)	Acceptance Criteria	Reference
Specific Conductance (µS/cm)	4,490	4,481.1	15.61	± 10% of standard	EPA 2023
pH (SU)	4.00	3.93	15.48	± 0.1	GWMP
pH (SU)	7.00	7.01	15.41	± 0.1	GWMP
pH (SU)	10.00	10.09	15.43	± 0.1	GWMP
D.O. (%)	N/A	99.86	15.46	± 10%	NA
ORP (mV)	228.0	226.0	15.43	± 10	EPA 2023

	Standard	Calibration Value	Acceptance Criteria	Reference
Turbidity (NTU)	10	10.2	± 10% of standard	EPA 2023
	20	18.8		
	100	109		
	800	872		

Calibration Check					
Time Start 1320		Time Finish 1330			
Parameter	Standard	Calibration Value	Calibration Solution Temperature (°C)	Acceptance Criteria	Reference
Specific Conductance (µS/cm)	4,490	4,491.9	18.70	± 10% of standard	EPA 2023
pH (SU)	4.00	4.05	18.54	± 0.1	GWMP
pH (SU)	7.00	7.00	18.40	± 0.1	GWMP
pH (SU)	10.00	10.0		± 0.1	GWMP

	Standard	Calibration Value	Acceptance Criteria	Reference
Turbidity (NTU)	10	9.81	± 10% of standard	EPA 2023
	20	20.9		
	100	103		
	800	810		

Notes:

PH4 3.67 4.03 3.93
PH 7 6.92 7.05 7.01
PH 10 10.07 10.12 10.09

Recal specific conductance
4491.4

NTU 10 7.18 7.80
20 20.4 18.0 20.4
100 95.6 110 99.6
800 807 800 794

Site Name: Scherer

Field Instrumentation Calibration Form

Date: 2/22/24

Calibrated By: P Wan

Field Conditions: clear, cold

Instrument	Manufactuer/ Model	Serial Number
Water Quality Meter	In-Situ Aquatroll	1080293
Turbidity Meter	Hach 2100Q	23100000003668

Calibration Standard Information

Parameter	Standard	Lot #	Date of Expiration	Brand
Specific Conductance (µS/cm)	4,490	24005593	11/2024	ASR
pH (SU)	4.00	"	"	"
pH (SU)	7.00	24003597	"	"
pH (SU)	10.00	24004996	"	"
D.O. (%)	N/A	—	—	—
ORP (mV)	228.0	24006403	"	"

Calibration

Time Start 0735 Time Finish 0752

Parameter	Standard	Calibration Value	Calibration Solution Temperature (°C)	Acceptance Criteria	Reference
Specific Conductance (µS/cm)	4,490	4452.4	16.50	± 10% of standard	EPA 2023
pH (SU)	4.00	4.00	16.38	± 0.1	GWMP
pH (SU)	7.00	7.04	16.59	± 0.1	GWMP
pH (SU)	10.00	10.09	16.73	± 0.1	GWMP
D.O. (%)	N/A	100.20	16.10	± 10%	NA
ORP (mV)	228.0	226.5	16.82	± 10	EPA 2023

	Standard	Calibration Value	Acceptance Criteria	Reference
Turbidity (NTU)	10	10.3	± 10% of standard	EPA 2023
	20	19.9		
	100	101		
	800	790		

Calibration Check

Time Start 1250 Time Finish 1300

Parameter	Standard	Calibration Value	Calibration Solution Temperature (°C)	Acceptance Criteria	Reference
Specific Conductance (µS/cm)	4,490	4410.8	24.59	± 10% of standard	EPA 2023
pH (SU)	4.00	4.05	24.59	± 0.1	GWMP
pH (SU)	7.00	7.03	23.08	± 0.1	GWMP
pH (SU)	10.00	10.00	22.42	± 0.1	GWMP

	Standard	Calibration Value	Acceptance Criteria	Reference
Turbidity (NTU)	10	10.6	± 10% of standard	EPA 2023
	20	20.6		
	100	98.5		
	800	770		

Notes:

4.00
16.38

7.04
16.59

10.09
16.73

Site Name: Scheier

Field Instrumentation Calibration Form

Date: 2/23/24

Calibrated By: P Wan

Field Conditions: Rainy 60°F

Instrument	Manufactuer/ Model	Serial Number
Water Quality Meter	In-Situ Aquatroll	1080247
Turbidity Meter	Hach 2100Q	23100000368

Calibration Standard Information

Parameter	Standard	Lot #	Date of Expiration	Brand
Specific Conductance (µS/cm)	4,490	24005593	11/2024	AIR
pH (SU)	4.00	"	"	"
pH (SU)	7.00	24003597	"	"
pH (SU)	10.00	24004996	"	"
D.O. (%)	N/A			
ORP (mV)	228.0	24006403	"	"

Calibration

Time Start 0719 Time Finish 0735

Parameter	Standard	Calibration Value	Calibration Solution Temperature (°C)	Acceptance Criteria	Reference
Specific Conductance (µS/cm)	4,490	4535.1	18.45	± 10% of standard	EPA 2023
pH (SU)	4.00	4.03	18.44	± 0.1	GWMP
pH (SU)	7.00	7.01	18.88	± 0.1	GWMP
pH (SU)	10.00	10.07	19.18	± 0.1	GWMP
D.O. (%)	N/A	100.05	18.82	± 10%	NA
ORP (mV)	228.0	223.4	19.27	± 10	EPA 2023

	Standard	Calibration Value	Acceptance Criteria	Reference
Turbidity (NTU)	10	10.5	± 10% of standard	EPA 2023
	20	19.9		
	100	96.1		
	800	809		

Calibration Check

Time Start 1100 Time Finish 1110

Parameter	Standard	Calibration Value	Calibration Solution Temperature (°C)	Acceptance Criteria	Reference
Specific Conductance (µS/cm)	4,490	4399.0	20.12	± 10% of standard	EPA 2023
pH (SU)	4.00	4.10	20.12	± 0.1	GWMP
pH (SU)	7.00	7.02	21.58	± 0.1	GWMP
pH (SU)	10.00	10.09	22.53	± 0.1	GWMP

	Standard	Calibration Value	Acceptance Criteria	Reference
Turbidity (NTU)	10	10.6	± 10% of standard	EPA 2023
	20	20.4		
	100	102		
	800	861		

Notes:

4.03 7.01 10.07
18.44 18.88 19.18

Site Name: Scherer

Field Instrumentation Calibration Form

Date: 2/26/24

Calibrated By: P Wam

Field Conditions: Clear 50°F

Instrument	Manufactuer/ Model	Serial Number
Water Quality Meter	In-Situ Aquatroll	10080297
Turbidity Meter	Hach 2100Q	23100000368

Calibration Standard Information

Parameter	Standard	Lot #	Date of Expiration	Brand
Specific Conductance (µS/cm)	4,490	24005593	11/2024	AIR
pH (SU)	4.00	"	"	AIR
pH (SU)	7.00	24003597	"	AIR
pH (SU)	10.00	24004996	"	AIR
D.O. (%)	N/A			
ORP (mV)	228.0	24006903	"	AIR

Calibration

Time Start 0915 Time Finish 0930

Parameter	Standard	Calibration Value	Calibration Solution Temperature (°C)	Acceptance Criteria	Reference
Specific Conductance (µS/cm)	4,490	4596.8	9.43	± 10% of standard	EPA 2023
pH (SU)	4.00	4.03	11.48	± 0.1	GWMP
pH (SU)	7.00	7.06	11.52	± 0.1	GWMP
pH (SU)	10.00	10.09	11.62	± 0.1	GWMP
D.O. (%)	N/A	100.98	12.04	± 10%	NA
ORP (mV)	228.0	227.6	11.65	± 10	EPA 2023

	Standard	Calibration Value	Acceptance Criteria	Reference
Turbidity (NTU)	10	9.61	± 10% of standard	EPA 2023
	20	20.6		
	100	101		
	800	799		

Calibration Check

Time Start 1305 Time Finish 1310

Parameter	Standard	Calibration Value	Calibration Solution Temperature (°C)	Acceptance Criteria	Reference
Specific Conductance (µS/cm)	4,490	4509.3	22.71	± 10% of standard	EPA 2023
pH (SU)	4.00	4.07	22.71	± 0.1	GWMP
pH (SU)	7.00	6.97	21.23	± 0.1	GWMP
pH (SU)	10.00	10.00	21.12	± 0.1	GWMP

	Standard	Calibration Value	Acceptance Criteria	Reference
Turbidity (NTU)	10	10.0	± 10% of standard	EPA 2023
	20	19.6		
	100	103		
	800	785		

Notes:

4.05 7.05 10.14
9.48 10.13 10.67

4.06 7.06 10.13
10.73 10.91 11.27

4.04 7.06 10.13
11.20 11.27 11.56

4.03 7.06 10.09
11.48 11.52 11.62

Site Name: Scherer

Field Instrumentation Calibration Form

Date: 2/28/24

Calibrated By: P Wahl

Field Conditions: Clear 50°F

Instrument	Manufactuer/ Model	Serial Number
Water Quality Meter	In-Situ Aquatroll	1080297
Turbidity Meter	Hach 2100Q	231000 000368

Calibration Standard Information

Parameter	Standard	Lot #	Date of Expiration	Brand
Specific Conductance (µS/cm)	4,490	24005593	11/2024	YSI
pH (SU)	4.00	"	"	"
pH (SU)	7.00	24003597	"	"
pH (SU)	10.00	24004996	"	"
D.O. (%)	N/A			
ORP (mV)	228.0	24006903	"	"

Calibration

Time Start 0725 Time Finish

Parameter	Standard	Calibration Value	Calibration Solution Temperature (°C)	Acceptance Criteria	Reference
Specific Conductance (µS/cm)	4,490	4909.3	17.27	± 10% of standard	EPA 2023
pH (SU)	4.00	3.94	17.29	± 0.1	GWMP
pH (SU)	7.00	7.01	17.01	± 0.1	GWMP
pH (SU)	10.00	10.05	17.42	± 0.1	GWMP
D.O. (%)	N/A	99.06	17.51	± 10%	NA
ORP (mV)	228.0	228.0	17.64	± 10	EPA 2023

	Standard	Calibration Value	Acceptance Criteria	Reference
Turbidity (NTU)	10	10.0	± 10% of standard	EPA 2023
	20	19.3		
	100	104		
	800	791		

Calibration Check

Time Start 1200 Time Finish

Parameter	Standard	Calibration Value	Calibration Solution Temperature (°C)	Acceptance Criteria	Reference
Specific Conductance (µS/cm)	4,490	4452.4	19.31	± 10% of standard	EPA 2023
pH (SU)	4.00	4.07	19.31	± 0.1	GWMP
pH (SU)	7.00	6.94	19.24	± 0.1	GWMP
pH (SU)	10.00	10.04	19.23	± 0.1	GWMP

	Standard	Calibration Value	Acceptance Criteria	Reference
Turbidity (NTU)	10	10.5	± 10% of standard	EPA 2023
	20	20.4		
	100	97.3		
	800	825		

Notes:

3.94 7.01 10.05
17.29 17.01 17.42

Site Name: Scherer

Field Instrumentation Calibration Form

Date: 2/28/24

Calibrated By: P Wahl

Field Conditions: Cloudy 60°F

Instrument	Manufactuer/ Model	Serial Number
Water Quality Meter	In-Situ Aquatroll	1080297
Turbidity Meter	Hach 2100Q	23100D000268

Calibration Standard Information

Parameter	Standard	Lot #	Date of Expiration	Brand
Specific Conductance (µS/cm)	4,490	24005593	11/2024	AIR
pH (SU)	4.00	"	"	"
pH (SU)	7.00	24003597	"	"
pH (SU)	10.00	24004996	"	"
D.O. (%)	N/A	—	—	—
ORP (mV)	228.0	24006903	"	"

Calibration

Time Start 0720 Time Finish 0740

Parameter	Standard	Calibration Value	Calibration Solution Temperature (°C)	Acceptance Criteria	Reference
Specific Conductance (µS/cm)	4,490	4463.5	16.44	± 10% of standard	EPA 2023
pH (SU)	4.00	4.02	16.47	± 0.1	GWMP
pH (SU)	7.00	7.02	16.74	± 0.1	GWMP
pH (SU)	10.00	10.05	16.96	± 0.1	GWMP
D.O. (%)	N/A	99.99	17.32	± 10%	NA
ORP (mV)	228.0	230.1	17.08	± 10	EPA 2023

	Standard	Calibration Value	Acceptance Criteria	Reference
Turbidity (NTU)	10	10.1	± 10% of standard	EPA 2023
	20	20.2		
	100	~~100~~ 98.3		
	800	~~809~~ 801		

Calibration Check

Time Start 1134 Time Finish 1145

Parameter	Standard	Calibration Value	Calibration Solution Temperature (°C)	Acceptance Criteria	Reference
Specific Conductance (µS/cm)	4,490	4384.5	22.22	± 10% of standard	EPA 2023
pH (SU)	4.00	4.08	22.22	± 0.1	GWMP
pH (SU)	7.00	7.02	20.25	± 0.1	GWMP
pH (SU)	10.00	9.94	20.16	± 0.1	GWMP

	Standard	Calibration Value	Acceptance Criteria	Reference
Turbidity (NTU)	10	10.4	± 10% of standard	EPA 2023
	20	20.3		
	100	98.5		
	800	764		

Notes:

Site Name: Scherer

Field Instrumentation Calibration Form

Date: 2/29/24

Calibrated By: Dwan

Field Conditions: Cloudy

Instrument	Manufactuer/ Model	Serial Number
Water Quality Meter	In-Situ Aquatroll	1080797
Turbidity Meter	Hach 2100Q	23100000368

Calibration Standard Information				
Parameter	Standard	Lot #	Date of Expiration	Brand
Specific Conductance (µS/cm)	4,490	24005593	11/2024	HIR
pH (SU)	4.00	"	"	"
pH (SU)	7.00	24003597	"	"
pH (SU)	10.00	24004596	"	"
D.O. (%)	N/A			
ORP (mV)	228.0	24006403	"	"

Calibration					
Time Start 0710		Time Finish 0735			
Parameter	Standard	Calibration Value	Calibration Solution Temperature (°C)	Acceptance Criteria	Reference
Specific Conductance (µS/cm)	4,490	4422.2	17.05	± 10% of standard	EPA 2023
pH (SU)	4.00	4.03	16.99	± 0.1	GWMP
pH (SU)	7.00	6.99	17.48	± 0.1	GWMP
pH (SU)	10.00	9.99	17.81	± 0.1	GWMP
D.O. (%)	N/A	99.15	16.68	± 10%	NA
ORP (mV)	228.0	225.6	17.84	± 10	EPA 2023

	Standard	Calibration Value	Acceptance Criteria	Reference
Turbidity (NTU)	10	9.97	± 10% of standard	EPA 2023
	20	19.9		
	100	98.8		
	800	791		

Calibration Check					
Time Start 1320		Time Finish 1326			
Parameter	Standard	Calibration Value	Calibration Solution Temperature (°C)	Acceptance Criteria	Reference
Specific Conductance (µS/cm)	4,490	4535.7	14.88	± 10% of standard	EPA 2023
pH (SU)	4.00	4.08	14.88	± 0.1	GWMP
pH (SU)	7.00	7.05	14.76	± 0.1	GWMP
pH (SU)	10.00	10.06	14.71	± 0.1	GWMP

	Standard	Calibration Value	Acceptance Criteria	Reference
Turbidity (NTU)	10	10.5	± 10% of standard	EPA 2023
	20	20.6		
	100	101		
	800	794		

Notes:

16.99 17.48 17.81
4.03 6.99 9.99

Site Name: Scherer

Field Instrumentation Calibration Form

Date: 3/1/24

Calibrated By: D Wahl

Field Conditions: Rainy

Instrument	Manufactuer/ Model	Serial Number
Water Quality Meter	In-Situ Aquatroll	1080297
Turbidity Meter	Hach 2100Q	23100000036 8

Calibration Standard Information				
Parameter	Standard	Lot #	Date of Expiration	Brand
Specific Conductance (µS/cm)	4,490	24005543	11/2024	ATR
pH (SU)	4.00	"	"	"
pH (SU)	7.00	24003597	"	"
pH (SU)	10.00	24004996	"	"
D.O. (%)	N/A			
ORP (mV)	228.0	24006903	"	"

Calibration					
Time Start		Time Finish			
Parameter	Standard	Calibration Value	Calibration Solution Temperature (°C)	Acceptance Criteria	Reference
Specific Conductance (µS/cm)	4,490	4490.4	17.57	± 10% of standard	EPA 2023
pH (SU)	4.00	4.02	17.54	± 0.1	GWMP
pH (SU)	7.00	7.02	17.74	± 0.1	GWMP
pH (SU)	10.00	10.03	17.97	± 0.1	GWMP
D.O. (%)	N/A	100.44	17.43	± 10%	NA
ORP (mV)	228.0	227.5	17.02	± 10	EPA 2023

	Standard	Calibration Value	Acceptance Criteria	Reference
Turbidity (NTU)	10	9.40	± 10% of standard	EPA 2023
	20	19.9		
	100	100		
	800	836		

Calibration Check					
Time Start 1095		Time Finish 1100			
Parameter	Standard	Calibration Value	Calibration Solution Temperature (°C)	Acceptance Criteria	Reference
Specific Conductance (µS/cm)	4,490	4438.5	17.24	± 10% of standard	EPA 2023
pH (SU)	4.00	4.08		± 0.1	GWMP
pH (SU)	7.00	7.06	10.63	± 0.1	GWMP
pH (SU)	10.00	10.09	10.94	± 0.1	GWMP

	Standard	Calibration Value	Acceptance Criteria	Reference
Turbidity (NTU)	10	10.1	± 10% of standard	EPA 2023
	20	21.3		
	100	103		
	800	769		

Notes:

Site Name: SCHERER

Field Instrumentation Calibration Form

Date: 02/24/24

Calibrated By: M. MANN

Field Conditions: 31°/65° F CLR

Instrument	Manufactuer/ Model	Serial Number
Water Quality Meter	IN-SITU AQUATROLL	883553
Turbidity Meter	HACH 2100Q	12090D000344

Calibration Standard Information

Parameter	Standard	Lot #	Date of Expiration	Brand
Specific Conductance (µS/cm)	4,490	24000344	05/2024	AIR
pH (SU)	4.00	24000044	05/2024	AIR
pH (SU)	7.00	22290139	04/2024	AIR
pH (SU)	10.00	22110130	04/2024	AIR
D.O. (%)	N/A	—	—	—
ORP (mV)	228.0	24002258	06/2024	AIR

Calibration

Time Start 0945 Time Finish 1010

Parameter	Standard	Calibration Value	Calibration Solution Temperature (°C)	Acceptance Criteria	Reference
Specific Conductance (µS/cm)	4,490	4360.7	7.33	± 10% of standard	EPA 2023
pH (SU)	4.00	3.94	8.61	± 0.1	GWMP
pH (SU)	7.00	6.91	8.66	± 0.1	GWMP
pH (SU)	10.00	9.93	8.52	± 0.1	GWMP
D.O. (%)	N/A	105.90	9.39	± 10%	NA
ORP (mV)	228.0	227.7	8.14	± 10	EPA 2023

	Standard	Calibration Value	Acceptance Criteria	Reference
Turbidity (NTU)	10	9.78	± 10% of standard	EPA 2023
	20	20.6		
	100	102		
	800	830		

Calibration Check

Time Start 1415 Time Finish 1420

Parameter	Standard	Calibration Value	Calibration Solution Temperature (°C)	Acceptance Criteria	Reference
Specific Conductance (µS/cm)	4,490	4238.1	18.11	± 10% of standard	EPA 2023
pH (SU)	4.00	3.92	18.11	± 0.1	GWMP
pH (SU)	7.00	6.93	16.47	± 0.1	GWMP
pH (SU)	10.00	10.00	15.63	± 0.1	GWMP

	Standard	Calibration Value	Acceptance Criteria	Reference
Turbidity (NTU)	10	10.1	± 10% of standard	EPA 2023
	20	19.8		
	100	98.1		
	800	758		

Notes:

Site Name: SCHERER

Field Instrumentation Calibration Form

Date: 02/21/24

Calibrated By: MDM

Field Conditions: 46°F SUNNY

Instrument	Manufactuer/ Model	Serial Number
Water Quality Meter	IN-SITU AQUATROLL	883553
Turbidity Meter	HACH 2100Q	22090000344

Calibration Standard Information

Parameter	Standard	Lot #	Date of Expiration	Brand
Specific Conductance (µS/cm)	4,490	24000044	05/2024	AIR
pH (SU)	4.00	24000044	05/2024	AIR
pH (SU)	7.00	22290139	04/2024	AIR
pH (SU)	10.00	22110130	04/2024	AIR
D.O. (%)	N/A			—
ORP (mV)	228.0	24002258	06/2024	AIR

Calibration

Time Start 0940 Time Finish 0955

Parameter	Standard	Calibration Value	Calibration Solution Temperature (°C)	Acceptance Criteria	Reference
Specific Conductance (µS/cm)	4,490	4444.2	11.70	± 10% of standard	EPA 2023
pH (SU)	4.00	4.03	11.86	± 0.1	GWMP
pH (SU)	7.00	6.92	12.08	± 0.1	GWMP
pH (SU)	10.00	10.03	11.99	± 0.1	GWMP
D.O. (%)	N/A	102.48	12.08	± 10%	NA
ORP (mV)	228.0	220.4	12.07	± 10	EPA 2023

	Standard	Calibration Value	Acceptance Criteria	Reference
Turbidity (NTU)	10	9.84	± 10% of standard	EPA 2023
	20	19.8		
	100	99.7		
	800	786		

Calibration Check

Time Start 1405 Time Finish 1415

Parameter	Standard	Calibration Value	Calibration Solution Temperature (°C)	Acceptance Criteria	Reference
Specific Conductance (µS/cm)	4,490	4276.8	21.01	± 10% of standard	EPA 2023
pH (SU)	4.00	4.08	20.85	± 0.1	GWMP
pH (SU)	7.00	6.96	19.63	± 0.1	GWMP
pH (SU)	10.00	9.92	19.09	± 0.1	GWMP

	Standard	Calibration Value	Acceptance Criteria	Reference
Turbidity (NTU)	10	10.6	± 10% of standard	EPA 2023
	20	20.8		
	100	101		
	800	778		

Notes:

Site Name: SCHERER

Calibrated By: M. MANN

Field Instrumentation Calibration Form

Date: 02/22/24

Field Conditions: 39°F SUNNY

Instrument	Manufactuer/ Model	Serial Number
Water Quality Meter	IN-SITU AQUATROLL	883553
Turbidity Meter	HACH 2100Q	22090DC003344

Calibration Standard Information

Parameter	Standard	Lot #	Date of Expiration	Brand
Specific Conductance (µS/cm)	4,490	24000044	05/2024	AIR
pH (SU)	4.00	24000044	05/2024	AIR
pH (SU)	7.00	22240139	04/2024	AIR
pH (SU)	10.00	22110130	04/2024	AIR
D.O. (%)	N/A	–	–	–
ORP (mV)	228.0	24002258	06/2024	AIR

Calibration

Time Start: 845 Time Finish:

Parameter	Standard	Calibration Value	Calibration Solution Temperature (°C)	Acceptance Criteria	Reference
Specific Conductance (µS/cm)	4,490	4363.8	11.94	± 10% of standard	EPA 2023
pH (SU)	4.00	4.01	11.94	± 0.1	GWMP
pH (SU)	7.00	7.01	11.85	± 0.1	GWMP
pH (SU)	10.00	9.93	11.85	± 0.1	GWMP
D.O. (%)	N/A	99.85	11.79	± 10%	NA
ORP (mV)	228.0	228.3	11.62	± 10	EPA 2023

	Standard	Calibration Value	Acceptance Criteria	Reference
Turbidity (NTU)	10	9.84	± 10% of standard	EPA 2023
	20	20.2		
	100	101		
	800	821		

Calibration Check

Time Start: 1300 Time Finish: 1305

Parameter	Standard	Calibration Value	Calibration Solution Temperature (°C)	Acceptance Criteria	Reference
Specific Conductance (µS/cm)	4,490	4,387.4	20.89	± 10% of standard	EPA 2023
pH (SU)	4.00	4.06	20.57	± 0.1	GWMP
pH (SU)	7.00	7.02	19.34	± 0.1	GWMP
pH (SU)	10.00	9.97	19.22	± 0.1	GWMP

	Standard	Calibration Value	Acceptance Criteria	Reference
Turbidity (NTU)	10	10.2	± 10% of standard	EPA 2023
	20	20.5		
	100	99.4		
	800	792		

Notes:

Site Name: SCHERER

Field Instrumentation Calibration Form

Date: 02/23/24

Calibrated By: MDM

Field Conditions: 51°F RAIN

Instrument	Manufactuer/ Model	Serial Number
Water Quality Meter	IN-SITU AQUATROLL	883553
Turbidity Meter	HACH 2100 Q	2209000034

Calibration Standard Information				
Parameter	Standard	Lot #	Date of Expiration	Brand
Specific Conductance (µS/cm)	4,490	24000044	05/2024	AIR
pH (SU)	4.00	24000044	05/2024	
pH (SU)	7.00	22290139	04/2024	
pH (SU)	10.00	22110130	04/2024	
D.O. (%)	N/A	—	—	
ORP (mV)	228.0	24002258	06/2024	

Calibration					
Time Start		Time Finish			
Parameter	Standard	Calibration Value	Calibration Solution Temperature (°C)	Acceptance Criteria	Reference
Specific Conductance (µS/cm)	4,490	4432.5	15.95	± 10% of standard	EPA 2023
pH (SU)	4.00	4.02	16.02	± 0.1	GWMP
pH (SU)	7.00	6.95	16.07	± 0.1	GWMP
pH (SU)	10.00	9.95	16.11	± 0.1	GWMP
D.O. (%)	N/A	~~220.1~~ 99.96	~~16.30~~ 16.24	± 10%	NA
ORP (mV)	228.0	220.1	16.30	± 10	EPA 2023

	Standard	Calibration Value	Acceptance Criteria	Reference
Turbidity (NTU)	~~10~~ 20	19.6	± 10% of standard	EPA 2023
	~~20~~ 100	98.9		
	~~100~~ 800	7.73		
	~~800~~ 10	~~[illegible]~~ 9.71 mm		

Calibration Check					
Time Start	1130	Time Finish	1135		
Parameter	Standard	Calibration Value	Calibration Solution Temperature (°C)	Acceptance Criteria	Reference
Specific Conductance (µS/cm)	4,490	4380.1	22.05	± 10% of standard	EPA 2023
pH (SU)	4.00	4.05	22.22	± 0.1	GWMP
pH (SU)	7.00	7.02	21.09	± 0.1	GWMP
pH (SU)	10.00	9.91	20.86	± 0.1	GWMP

	Standard	Calibration Value	Acceptance Criteria	Reference
Turbidity (NTU)	10	10.7	± 10% of standard	EPA 2023
	20	21.9		
	100	101		
	800	793		

Notes:

Site Name: SCHERER

Field Instrumentation Calibration Form

Date: 02/26/24

Calibrated By: M. MANN

Field Conditions: 40°/63°F

Instrument	Manufactuer/ Model	Serial Number
Water Quality Meter	IN-SITU AQUATROLL	883553
Turbidity Meter	HACH 2100Q	22090000344

Calibration Standard Information				
Parameter	Standard	Lot #	Date of Expiration	Brand
Specific Conductance (µS/cm)	4,490	24000044	05/24	
pH (SU)	4.00	24000044	05/24	
pH (SU)	7.00	22240139	04/24	
pH (SU)	10.00	22110130	04/24	
D.O. (%)	N/A	–	–	
ORP (mV)	228.0	24000258	06/24	

Calibration					
Time Start	950	Time Finish	1015		
Parameter	Standard	Calibration Value	Calibration Solution Temperature (°C)	Acceptance Criteria	Reference
Specific Conductance (µS/cm)	4,490	4572.1	13.83	± 10% of standard	EPA 2023
pH (SU)	4.00	4.03	14.45	± 0.1	GWMP
pH (SU)	7.00	7.09	14.32	± 0.1	GWMP
pH (SU)	10.00	10.02	14.36	± 0.1	GWMP
D.O. (%)	N/A	~~97~~ 58	14.26	± 10%	NA
ORP (mV)	228.0	14.40	228.6	± 10	EPA 2023

	Standard	Calibration Value	Acceptance Criteria	Reference
Turbidity (NTU)	10	9.90	± 10% of standard	EPA 2023
	20	20.1		
	100	97.5		
	800	799		

Calibration Check					
Time Start	1530	Time Finish	1540		
Parameter	Standard	Calibration Value	Calibration Solution Temperature (°C)	Acceptance Criteria	Reference
Specific Conductance (µS/cm)	4,490	4517.7	25.33	± 10% of standard	EPA 2023
pH (SU)	4.00	4.01	25.33	± 0.1	GWMP
pH (SU)	7.00	6.90	24.92	± 0.1	GWMP
pH (SU)	10.00	9.90	24.01	± 0.1	GWMP

	Standard	Calibration Value	Acceptance Criteria	Reference
Turbidity (NTU)	10	10.5	± 10% of standard	EPA 2023
	20	20.5		
	100	102		
	800	780		

Notes:

Site Name: PLANT SCHERER

Calibrated By: M. MANN

Field Instrumentation Calibration Form

Date: 02/27/24

Field Conditions: 540/730F

Instrument	Manufactuer/ Model	Serial Number
Water Quality Meter	In-Situ Aquatroll	883553
Turbidity Meter	Hach 2100Q	22090000344

Calibration Standard Information

Parameter	Standard	Lot #	Date of Expiration	Brand
Specific Conductance (µS/cm)	4,490	24000044	05/24	AIR
pH (SU)	4.00	24000044	05/24	↓
pH (SU)	7.00	22290134	04/24	↓
pH (SU)	10.00	22110130	04/24	↓
D.O. (%)	N/A	–	–	↓
ORP (mV)	228.0	24000225B	06/24	↓

Calibration

Time Start 1208 Time Finish

Parameter	Standard	Calibration Value	Calibration Solution Temperature (°C)	Acceptance Criteria	Reference
Specific Conductance (µS/cm)	4,490	4463.1	16.83	± 10% of standard	EPA 2023
pH (SU)	4.00	4.03	17.18	± 0.1	GWMP
pH (SU)	7.00	7.08	17.15	± 0.1	GWMP
pH (SU)	10.00	10.02	17.01	± 0.1	GWMP
D.O. (%)	N/A	99.49	17.09	± 10%	NA
ORP (mV)	228.0	222.4	17.10	± 10	EPA 2023

	Standard	Calibration Value	Acceptance Criteria	Reference
Turbidity (NTU)	10	10.0	± 10% of standard	EPA 2023
	20	20.0		
	100	812		
	800	771		

Calibration Check

Time Start 1555 Time Finish

Parameter	Standard	Calibration Value	Calibration Solution Temperature (°C)	Acceptance Criteria	Reference
Specific Conductance (µS/cm)	4,490	4578.8	20.34	± 10% of standard	EPA 2023
pH (SU)	4.00	4.09	20.34	± 0.1	GWMP
pH (SU)	7.00	7.08	20.44	± 0.1	GWMP
pH (SU)	10.00	10.04	20.40	± 0.1	GWMP

	Standard	Calibration Value	Acceptance Criteria	Reference
Turbidity (NTU)	10	11.0	± 10% of standard	EPA 2023
	20	20.8		
	100	92.0		
	800	815		

Notes:

Site Name: SCHERER

Field Instrumentation Calibration Form

Date: 02/28/24

Calibrated By: M. MANN

Field Conditions: 46°/78° CLOUDY

Instrument	Manufactuer/ Model	Serial Number
Water Quality Meter	In-Situ Aquatroll	883533
Turbidity Meter	Hach 2100Q	22,070D000344

Calibration Standard Information

Parameter	Standard	Lot #	Date of Expiration	Brand
Specific Conductance (µS/cm)	4,490	24000044	05/24	AIR
pH (SU)	4.00	24000044	05/24	↓
pH (SU)	7.00	22240139	04/24	↓
pH (SU)	10.00	22110130	04/24	↓
D.O. (%)	N/A	–	–	↓
ORP (mV)	228.0	24002258	06/24	↓

Calibration

Time Start 0840 Time Finish

Parameter	Standard	Calibration Value	Calibration Solution Temperature (°C)	Acceptance Criteria	Reference
Specific Conductance (µS/cm)	4,490	4583.6	17.68	± 10% of standard	EPA 2023
pH (SU)	4.00	4.06	17.68	± 0.1	GWMP
pH (SU)	7.00	6.94	17.73	± 0.1	GWMP
pH (SU)	10.00	9.93	17.84	± 0.1	GWMP
D.O. (%)	N/A	101.97	18.03	± 10%	NA
ORP (mV)	228.0	225.9	17.86	± 10	EPA 2023

	Standard	Calibration Value	Acceptance Criteria	Reference
Turbidity (NTU)	~~10~~ 20	19.9	± 10% of standard	EPA 2023
	~~20~~ 100	91.7		
	~~100~~ 800	830		
	~~800~~ 10	10.0		

Calibration Check

Time Start Time Finish

Parameter	Standard	Calibration Value	Calibration Solution Temperature (°C)	Acceptance Criteria	Reference
Specific Conductance (µS/cm)	4,490	4516.7	20.28	± 10% of standard	EPA 2023
pH (SU)	4.00	4.08	20.29	± 0.1	GWMP
pH (SU)	7.00	6.96	20.11	± 0.1	GWMP
pH (SU)	10.00	10.02	19.89	± 0.1	GWMP

	Standard	Calibration Value	Acceptance Criteria	Reference
Turbidity (NTU)	10	10.4	± 10% of standard	EPA 2023
	20	20.1		
	100	95.7		
	800	732		

Notes:

Site Name: SCHERER

Field Instrumentation Calibration Form

Date: 02/29/24

Calibrated By: M. MANN

Field Conditions:

Instrument	Manufactuer/ Model	Serial Number
Water Quality Meter	In-Situ Aquatroll	883553
Turbidity Meter	Hach 2100Q	22090000344

Calibration Standard Information				
Parameter	Standard	Lot #	Date of Expiration	Brand
Specific Conductance (µS/cm)	4,490	24000044	05/24	AIR
pH (SU)	4.00	24000044	05/24	
pH (SU)	7.00	22290139	04/24	
pH (SU)	10.00	22110130	04/24	
D.O. (%)	N/A	–	–	
ORP (mV)	228.0	24002258	05/24	

Calibration					
Time Start	1335	Time Finish	1350		
Parameter	Standard	Calibration Value	Calibration Solution Temperature (°C)	Acceptance Criteria	Reference
Specific Conductance (µS/cm)	4,490	4369.7	14.40	± 10% of standard	EPA 2023
pH (SU)	4.00	3.97	14.42	± 0.1	GWMP
pH (SU)	7.00	6.96	14.43	± 0.1	GWMP
pH (SU)	10.00	10.01	14.42	± 0.1	GWMP
D.O. (%)	N/A	97.53	14.41	± 10%	NA
ORP (mV)	228.0	231.9	14.45	± 10	EPA 2023

	Standard	Calibration Value	Acceptance Criteria	Reference
Turbidity (NTU)	10	9.80	± 10% of standard	EPA 2023
	20	20.3		
	100	101		
	800	798		

Calibration Check					
Time Start	1600	Time Finish	1605		
Parameter	Standard	Calibration Value	Calibration Solution Temperature (°C)	Acceptance Criteria	Reference
Specific Conductance (µS/cm)	4,490	4433.3	17.88	± 10% of standard	EPA 2023
pH (SU)	4.00	4.02	17.89	± 0.1	GWMP
pH (SU)	7.00	6.98	17.92	± 0.1	GWMP
pH (SU)	10.00	9.93	18.13	± 0.1	GWMP

	Standard	Calibration Value	Acceptance Criteria	Reference
Turbidity (NTU)	10	10.2	± 10% of standard	EPA 2023
	20	19.8		
	100	104		
	800	798		

Notes:

Site Name: SCHERER

Field Instrumentation Calibration Form

Date: 03/08/24

Calibrated By: MDM

Field Conditions: 43°/49° F RAIN

Instrument	Manufactuer/ Model	Serial Number
Water Quality Meter	In-Situ Aquatroll	~~[illegible]~~ 883553
Turbidity Meter	Hach 2100Q	22090D000344

Calibration Standard Information				
Parameter	Standard	Lot #	Date of Expiration	Brand
Specific Conductance (µS/cm)	4,490	24000044	05/24	
pH (SU)	4.00	24000044	05/24	
pH (SU)	7.00	22240139	04/24	
pH (SU)	10.00	22110130	04/24	
D.O. (%)	N/A	–	–	
ORP (mV)	228.0	24002258	06/24	

Calibration					
Time Start 0720		Time Finish			
Parameter	Standard	Calibration Value	Calibration Solution Temperature (°C)	Acceptance Criteria	Reference
Specific Conductance (µS/cm)	4,490	44468	16.29	± 10% of standard	EPA 2023
pH (SU)	4.00	4.08	14.25	± 0.1	GWMP
pH (SU)	7.00	6.96	14.08	± 0.1	GWMP
pH (SU)	10.00	9.94	13.99	± 0.1	GWMP
D.O. (%)	N/A	101.26	13.79	± 10%	NA
ORP (mV)	228.0	228.5	13.90	± 10	EPA 2023

	Standard	Calibration Value	Acceptance Criteria	Reference
Turbidity (NTU)	10	10.1	± 10% of standard	EPA 2023
	20	20.6		
	100	103		
	800	823		

Calibration Check					
Time Start 1100		Time Finish 1105			
Parameter	Standard	Calibration Value	Calibration Solution Temperature (°C)	Acceptance Criteria	Reference
Specific Conductance (µS/cm)	4,490	43782	10.09	± 10% of standard	EPA 2023
pH (SU)	4.00	4.06	10.09	± 0.1	GWMP
pH (SU)	7.00	7.07	10.21	± 0.1	GWMP
pH (SU)	10.00	10.02	10.34	± 0.1	GWMP

	Standard	Calibration Value	Acceptance Criteria	Reference
Turbidity (NTU)	10	10.7	± 10% of standard	EPA 2023
	20	20.2		
	100	103		
	800	814		

Notes:

Site Name: SHERER

Field Instrumentation Calibration Form

Date: 03/04/24

Calibrated By: M. MANN

Field Conditions: 550 / 700

Instrument	Manufactuer/ Model	Serial Number
Water Quality Meter	In-Situ Aquatroll	883553
Turbidity Meter	Hach 2100Q	22090D000344

Calibration Standard Information

Parameter	Standard	Lot #	Date of Expiration	Brand
Specific Conductance (µS/cm)	4,490	24000044	05/24	ATR
pH (SU)	4.00	24000044	05/24	
pH (SU)	7.00	22290139	04/24	
pH (SU)	10.00	22110130	04/24	
D.O. (%)	N/A	–	–	
ORP (mV)	228.0	24002258	06/24	

Calibration

Time Start

Time Finish

Parameter	Standard	Calibration Value	Calibration Solution Temperature (°C)	Acceptance Criteria	Reference
Specific Conductance (µS/cm)	4,490	4492.1	15.30	± 10% of standard	EPA 2023
pH (SU)	4.00	3.98	15.94	± 0.1	GWMP
pH (SU)	7.00	6.91	16.31	± 0.1	GWMP
pH (SU)	10.00	~~10.04~~ 9.94	16.42 ~~15.45~~	± 0.1	GWMP
D.O. (%)	N/A	99.09	16.71	± 10%	NA
ORP (mV)	228.0	223.5	16.16	± 10	EPA 2023

	Standard	Calibration Value	Acceptance Criteria	Reference
Turbidity (NTU)	10	9.70	± 10% of standard	EPA 2023
	20	20.2		
	100	95.9		
	800	774		

Calibration Check

Time Start

Time Finish

Parameter	Standard	Calibration Value	Calibration Solution Temperature (°C)	Acceptance Criteria	Reference
Specific Conductance (µS/cm)	4,490	4323.8	20.00	± 10% of standard	EPA 2023
pH (SU)	4.00	4.08	20.04	± 0.1	GWMP
pH (SU)	7.00	6.93	19.87	± 0.1	GWMP
pH (SU)	10.00	9.94	19.92	± 0.1	GWMP

	Standard	Calibration Value	Acceptance Criteria	Reference
Turbidity (NTU)	10	10.3	± 10% of standard	EPA 2023
	20	19.8		
	100	102		
	800	800		

Notes:

Site Name: SCHERER

Field Instrumentation Calibration Form

Date: 2/26/24

Calibrated By: M. WACHOB

Field Conditions:

Instrument	Manufactuer/ Model	Serial Number
Water Quality Meter	AQUA TROLL 400	850735
Turbidity Meter	HACH 2100Q	23100D000393

Calibration Standard Information

Parameter	Standard	Lot #	Date of Expiration	Brand
Specific Conductance (µS/cm)	4,490	24000044	05/24	AIR
pH (SU)	4.00	24000044	05/24	Air
pH (SU)	7.00	22290139	04/24	Air
pH (SU)	10.00	22110130	04/24	Air
D.O. (%)	N/A			
ORP (mV)	228.0	24002268	06/24	Air

Calibration

Time Start

Time Finish

Parameter	Standard	Calibration Value	Calibration Solution Temperature (°C)	Acceptance Criteria	Reference
Specific Conductance (µS/cm)	4,490	4507.3	13.77	± 10% of standard	EPA 2023
pH (SU)	4.00	~~4.08~~ 4.00	~~14.08~~ 13.85	± 0.1	GWMP
pH (SU)	7.00	~~7.04~~ 7.03	~~13.94~~ 13.67	± 0.1	GWMP
pH (SU)	10.00	~~10.08~~ 10.10	~~13.95~~ 13.77	± 0.1	GWMP
D.O. (%)	N/A	102.66	13.14	± 10%	NA
ORP (mV)	228.0	228	13.57	± 10	EPA 2023

	Standard	Calibration Value	Acceptance Criteria	Reference
Turbidity (NTU)	10	10.2	± 10% of standard	EPA 2023
	20	19.4		
	100	99.0		
	800	798		

Calibration Check

Time Start

Time Finish

Parameter	Standard	Calibration Value	Calibration Solution Temperature (°C)	Acceptance Criteria	Reference
Specific Conductance (µS/cm)	4,490	4260.3	22.10	± 10% of standard	EPA 2023
pH (SU)	4.00	4.08	22.10	± 0.1	GWMP
pH (SU)	7.00	7.05	18.98	± 0.1	GWMP
pH (SU)	10.00	10.06	17.94	± 0.1	GWMP

	Standard	Calibration Value	Acceptance Criteria	Reference
Turbidity (NTU)	10	10.4	± 10% of standard	EPA 2023
	20	20.4		
	100	98.4		
	800	768		

Notes:

4	7	10
3.76 pH	6.81 pH	9.94 pH
13.78°C	13.85°C	14.13°C
4.08 pH	7.04 pH	10.08
14.08°C	13.94°C	13.95°C
4.00	7.03	10.10
13.85°C	13.67°C	13.77°C

Site Name: SCHERER

Calibrated By: M. WACHOB

Field Instrumentation Calibration Form

Date: 2/27/24

Field Conditions:

Instrument	Manufactuer/ Model	Serial Number
Water Quality Meter	Aqua Troll 400	850735
Turbidity Meter	Hach	23100D000373

Calibration Standard Information

Parameter	Standard	Lot #	Date of Expiration	Brand
Specific Conductance (µS/cm)	4,490	24000044	05/24	AIR
pH (SU)	4.00	24000044	05/24	↓
pH (SU)	7.00	2290139	04/24	
pH (SU)	10.00	22110130	04/24	
D.O. (%)	N/A			
ORP (mV)	228.0	24002258	06/24	↓

Calibration

Time Start

Time Finish

Parameter	Standard	Calibration Value	Calibration Solution Temperature (°C)	Acceptance Criteria	Reference
Specific Conductance (µS/cm)	4,490	~~4.01~~ 4550.0	17.01	± 10% of standard	EPA 2023
pH (SU)	4.00	4.01	17.1	± 0.1	GWMP
pH (SU)	7.00	6.92	17.23	± 0.1	GWMP
pH (SU)	10.00	9.99	17.34	± 0.1	GWMP
D.O. (%)	N/A	100.64	16.74	± 10%	NA
ORP (mV)	228.0	222.6	16.95	± 10	EPA 2023

	Standard	Calibration Value	Acceptance Criteria	Reference
Turbidity (NTU)	10	10.3	± 10% of standard	EPA 2023
	20	~~20.4~~ 19.9		
	100	~~100~~ 99.9		
	800	~~791~~ 784		

Calibration Check

Time Start

Time Finish

Parameter	Standard	Calibration Value	Calibration Solution Temperature (°C)	Acceptance Criteria	Reference
Specific Conductance (µS/cm)	4,490	4482	18.17	± 10% of standard	EPA 2023
pH (SU)	4.00	4.10	18.21	± 0.1	GWMP
pH (SU)	7.00	6.99	18.17	± 0.1	GWMP
pH (SU)	10.00	10.03	18.12	± 0.1	GWMP

	Standard	Calibration Value	Acceptance Criteria	Reference
Turbidity (NTU)	10	10.1	± 10% of standard	EPA 2023
	20	19.5		
	100	99.0		
	800	787		

Notes:

4.01 6.92 9.99 100.64

17.1 17.23 17.34 16.74

20.4 100 791

10.3 19.9 99.9 784

4.09

19.32

10.1 19.5 99.0 787

4.13 7.11 10.12

18.43 18.34 18.18

4.10 6.99 10.03

18.21 18.17 18.12

Site Name: SCHERER

Field Instrumentation Calibration Form

Date: 2/28/24

Calibrated By: M. WACHOB

Field Conditions:

Instrument	Manufactuer/ Model	Serial Number
Water Quality Meter	Aqua Troll 400	850735
Turbidity Meter	Hach	23100000373

Calibration Standard Information				
Parameter	Standard	Lot #	Date of Expiration	Brand
Specific Conductance (µS/cm)	4,490	24000 44	05/24	ATR
pH (SU)	4.00	24000044	05/24	↓
pH (SU)	7.00	2290139	04/24	
pH (SU)	10.00	22110130	04/24	
D.O. (%)	N/A			
ORP (mV)	228.0	24002258	06/24	

Calibration					
Time Start		Time Finish			
Parameter	Standard	Calibration Value	Calibration Solution Temperature (°C)	Acceptance Criteria	Reference
Specific Conductance (µS/cm)	4,490	4,096	17.81	± 10% of standard	EPA 2023
pH (SU)	4.00	3.98	17.65	± 0.1	GWMP
pH (SU)	7.00	6.94	17.80	± 0.1	GWMP
pH (SU)	10.00	10.00	17.81	± 0.1	GWMP
D.O. (%)	N/A	98.48	17.79	± 10%	NA
ORP (mV)	228.0	225.9	17.81	± 10	EPA 2023

	Standard	Calibration Value	Acceptance Criteria	Reference
Turbidity (NTU)	10	9.96	± 10% of standard	EPA 2023
	20	20.2		
	100	99.7		
	800	804		

Calibration Check					
Time Start 1500		Time Finish			
Parameter	Standard	Calibration Value	Calibration Solution Temperature (°C)	Acceptance Criteria	Reference
Specific Conductance (µS/cm)	4,490	4350.3	22.40	± 10% of standard	EPA 2023
pH (SU)	4.00	4.06	22.40	± 0.1	GWMP
pH (SU)	7.00	7.07	22.36	± 0.1	GWMP
pH (SU)	10.00	10.01	22.01	± 0.1	GWMP

	Standard	Calibration Value	Acceptance Criteria	Reference
Turbidity (NTU)	10	9.98	± 10% of standard	EPA 2023
	20	19.80		
	100	97.9		
	800	795		

Notes: 3.98 3.98 6.94 10.00 225.9 4,096 98.48%
17.48 17.65 17.80 17.81 17.81 17.81 17.79

10 20 100 800
9.96 20.2 99.7 804

10 20 100 800
9.98 19.8 97.9 795

4.09 10.07
21.86 21.64

4.06 7.07 10.01
22.40 22.36 22.01

Site Name: SCHERER

Field Instrumentation Calibration Form

Date: 3-4-24

Calibrated By: J. BANKHEAD

Field Conditions: Cloudy, 55°F

Instrument	Manufactuer/ Model	Serial Number
Water Quality Meter	In-Situ Aquatroll	9800712
Turbidity Meter	Hach 2100Q	23100D000368

Calibration Standard Information

Parameter	Standard	Lot #	Date of Expiration	Brand
Specific Conductance (µS/cm)	4,490	24090044	5/2024	AUTOCAL SOLUTIONS
pH (SU)	4.00	24000044	5/2024	AUTOCAL SOLUTIONS
pH (SU)	7.00	22290137	4/2024	AUTOCAL SOLUTIONS
pH (SU)	10.00	22110130	4/2024	AUTOCAL SOLUTIONS
D.O. (%)	N/A	—	—	—
ORP (mV)	228.0	24002258	6/2024	AUTOCAL SOLUTIONS

Calibration

Time Start 9:28 Time Finish 9:42

Parameter	Standard	Calibration Value	Calibration Solution Temperature (°C)	Acceptance Criteria	Reference
Specific Conductance (µS/cm)	4,490	4,557	15.43	± 10% of standard	EPA 2023
pH (SU)	4.00	4.09	15.43	± 0.1	GWMP
pH (SU)	7.00	7.09	15.43	± 0.1	GWMP
pH (SU)	10.00	10.21	15.46	± 0.1	GWMP
D.O. (%)	N/A	101.4	15.47	± 10%	NA
ORP (mV)	228.0	236	15.47	± 10	EPA 2023

	Standard	Calibration Value	Acceptance Criteria	Reference
Turbidity (NTU)	10	10.2	± 10% of standard	EPA 2023
	20	20.1		
	100	101		
	800	768		

Calibration Check

Time Start 13:23 Time Finish

Parameter	Standard	Calibration Value	Calibration Solution Temperature (°C)	Acceptance Criteria	Reference
Specific Conductance (µS/cm)	4,490	4,381.2	18.52	± 10% of standard	EPA 2023
pH (SU)	4.00	4.07	18.52	± 0.1	GWMP
pH (SU)	7.00	7.08	18.24	± 0.1	GWMP
pH (SU)	10.00	10.06	17.85	± 0.1	GWMP

	Standard	Calibration Value	Acceptance Criteria	Reference
Turbidity (NTU)	10	10.5	± 10% of standard	EPA 2023
	20	20.2		
	100	101		
	800	790		

Notes:

Site Name: SCHERER

Calibrated By: M.WACHOB

Field Instrumentation Calibration Form

Date: 2/29/24

Field Conditions:

Instrument	Manufactuer/ Model	Serial Number
Water Quality Meter	Aqua Troll 400	850737
Turbidity Meter	Hach	23[illegible]000373

Calibration Standard Information

Parameter	Standard	Lot #	Date of Expiration	Brand
Specific Conductance (µS/cm)	4,490	24000044	05/24	AIR
pH (SU)	4.00	24000044	06/24	
pH (SU)	7.00	22[illegible]0139	04/24	
pH (SU)	10.00	22110130	04/24	
D.O. (%)	N/A			
ORP (mV)	228.0	24002258	06/24	

Calibration

Time Start

Time Finish

Parameter	Standard	Calibration Value	Calibration Solution Temperature (°C)	Acceptance Criteria	Reference
Specific Conductance (µS/cm)	4,490	4371.8	16.11	± 10% of standard	EPA 2023
pH (SU)	4.00	3.99	16.00	± 0.1	GWMP
pH (SU)	7.00	6.99	16.02	± 0.1	GWMP
pH (SU)	10.00	10.01	16.02	± 0.1	GWMP
D.O. (%)	N/A	99.67	14.68	± 10%	NA
ORP (mV)	228.0	237.6	15.93	± 10	EPA 2023

	Standard	Calibration Value	Acceptance Criteria	Reference
Turbidity (NTU)	10	10.0	± 10% of standard	EPA 2023
	20	19.5		
	100	100.0		
	800	795.0		

Calibration Check

Time Start

Time Finish

Parameter	Standard	Calibration Value	Calibration Solution Temperature (°C)	Acceptance Criteria	Reference
Specific Conductance (µS/cm)	4,490	~~4557~~ 4462.6	16.96	± 10% of standard	EPA 2023
pH (SU)	4.00	4.02	16.23	± 0.1	GWMP
pH (SU)	7.00	7.09	16.47	± 0.1	GWMP
pH (SU)	10.00	10.01	16.02	± 0.1	GWMP

	Standard	Calibration Value	Acceptance Criteria	Reference
Turbidity (NTU)	10	10.9	± 10% of standard	EPA 2023
	20	19.9		
	100	101.0		
	800	810.0		

Notes: 3.99 6.99 10.01 4371.8 ~~2580~~ 237.6 99.67

16.00 16.02 16.02 16.11 ~~15.85~~ 15.93 14.68

9.82 20.4 102 808

10.0 19.5 100 795

4.02 7.01 9.87 ✗

16.75 16.37 15.75

10.9 19.9 101 810 ✓

4.02 7.09 10.01

16.23 16.47 16.02

APPENDIX A

Instrument Calibration Forms
May 2024

Site Name: Plant Scherer

Calibrated By: D. Bloomfield

Field Instrumentation Calibration Form

Date: 5/6/24

Field Conditions: Sunny, 75°

Instrument	Manufactuer/ Model	Serial Number
Water Quality Meter	Aquaprobe	966021
Turbidity Meter	HACH	

Calibration Standard Information				
Parameter	Standard	Lot #	Date of Expiration	Brand
Specific Conductance (µS/cm)	4,490	24005593	12/24	AIR
pH (SU)	4.00	"	"	"
pH (SU)	7.00	24004572	12/24	AIR
pH (SU)	10.00	24004535	12/24	AIR
D.O. (%)	N/A	24005593	12/24	AIR
ORP (mV)	228.0	24006903	11/24	AIR

Calibration					
Time Start 1245		Time Finish			
Parameter	Standard	Calibration Value	Calibration Solution Temperature (°C)	Acceptance Criteria	Reference
Specific Conductance (µS/cm)	4,490	5349.6	24.9	± 10% of standard	EPA 2023
pH (SU)	4.00	4.06	24.95	± 0.1	GWMP
pH (SU)	7.00	6.91	24.62	± 0.1	GWMP
pH (SU)	10.00	9.75	24.95	± 0.1	GWMP
D.O. (%)	N/A	90.00	23.82	± 10%	NA
ORP (mV)	228.0	241.7	24.35	± 10	EPA 2023

	Standard	Calibration Value	Acceptance Criteria	Reference
Turbidity (NTU)	20	15.8	± 10% of standard	EPA 2023
	100	99.1		
	800	793		
	10	9.91		

Calibration Check					
Time Start		Time Finish			
Parameter	Standard	Calibration Value	Calibration Solution Temperature (°C)	Acceptance Criteria	Reference
Specific Conductance (µS/cm)	4,490			± 10% of standard	EPA 2023
pH (SU)	4.00			± 0.1	GWMP
pH (SU)	7.00			± 0.1	GWMP
pH (SU)	10.00			± 0.1	GWMP

	Standard	Calibration Value	Acceptance Criteria	Reference
Turbidity (NTU)			± 10% of standard	EPA 2023

Notes:

5/7/24

Site Name: Plant Scherer

Calibrated By: D. Bloomfield

Field Instrumentation Calibration Form

Date: ~~5/6/24~~

Field Conditions: Sunny 70°F

Instrument	Manufactuer/ Model	Serial Number
Water Quality Meter	Aquaprobe	1082822
Turbidity Meter	HACH	2310000000368

Calibration Standard Information				
Parameter	Standard	Lot #	Date of Expiration	Brand
Specific Conductance (µS/cm)	4,490			
pH (SU)	4.00			
pH (SU)	7.00			
pH (SU)	10.00			
D.O. (%)	N/A			
ORP (mV)	228.0			

refer previous

Calibration

Time Start 0736 Time Finish 0745

Parameter	Standard	Calibration Value	Calibration Solution Temperature (°C)	Acceptance Criteria	Reference
Specific Conductance (µS/cm)	4,490	4266.5	23.12	± 10% of standard	EPA 2023
pH (SU)	4.00	4.01	23.12	± 0.1	GWMP
pH (SU)	7.00	7.01	23.02	± 0.1	GWMP
pH (SU)	10.00	10.02	23.01	± 0.1	GWMP
D.O. (%)	N/A	100.21	22.70	± 10%	NA
ORP (mV)	228.0	229.4	23.00	± 10	EPA 2023

	Standard	Calibration Value	Acceptance Criteria	Reference
Turbidity (NTU)	20	20.1	± 10% of standard	EPA 2023
	100	101		
	800	800		
	10	9.61		

Calibration Check

Time Start 1318 Time Finish 1324

Parameter	Standard	Calibration Value	Calibration Solution Temperature (°C)	Acceptance Criteria	Reference
Specific Conductance (µS/cm)	4,490	4393.2	~~[illegible]~~ 33.30	± 10% of standard	EPA 2023
pH (SU)	4.00	4.08	33.37	± 0.1	GWMP
pH (SU)	7.00	6.98	31.64	± 0.1	GWMP
pH (SU)	10.00	9.96	30.60	± 0.1	GWMP

	Standard	Calibration Value	Acceptance Criteria	Reference
Turbidity (NTU)	20	20.2	± 10% of standard	EPA 2023
	100	101		
	800	796		
	10	9.87		

Notes:

Site Name: Plant Scherer

Calibrated By: D. Bloomfield

Field Instrumentation Calibration Form

Date: 5/8/24

Field Conditions: Sunny 85°F

Instrument	Manufactuer/ Model	Serial Number
Water Quality Meter		
Turbidity Meter		

Calibration Standard Information				
Parameter	Standard	Lot #	Date of Expiration	Brand
Specific Conductance (µS/cm)	4,490			
pH (SU)	4.00			
pH (SU)	7.00			
pH (SU)	10.00			
D.O. (%)	N/A			
ORP (mV)	228.0			

Calibration					
Time Start 0743		Time Finish			
Parameter	Standard	Calibration Value	Calibration Solution Temperature (°C)	Acceptance Criteria	Reference
Specific Conductance (µS/cm)	4,490	4503.1	24.12	± 10% of standard	EPA 2023
pH (SU)	4.00	3.97	24.12	± 0.1	GWMP
pH (SU)	7.00	7.02	24.18	± 0.1	GWMP
pH (SU)	10.00	10.00	24.18	± 0.1	GWMP
D.O. (%)	N/A	90.73	23.68	± 10%	NA
ORP (mV)	228.0	225	23.93	± 10	EPA 2023

	Standard	Calibration Value	Acceptance Criteria	Reference
Turbidity (NTU)	20	19.9	± 10% of standard	EPA 2023
	100	99.9		
	800	816		
	10	9.91		

Calibration Check					
Time Start		Time Finish			
Parameter	Standard	Calibration Value	Calibration Solution Temperature (°C)	Acceptance Criteria	Reference
Specific Conductance (µS/cm)	4,490			± 10% of standard	EPA 2023
pH (SU)	4.00			± 0.1	GWMP
pH (SU)	7.00			± 0.1	GWMP
pH (SU)	10.00			± 0.1	GWMP

	Standard	Calibration Value	Acceptance Criteria	Reference
Turbidity (NTU)			± 10% of standard	EPA 2023

Notes:

Daily Calibration Log

Project
Field Staff

Instrument Calibration

Date: 5-20-24 **Time:** 7:10

Parameter	Units	Standard	SmarTROLL SN 727057	SmarTROLL SN _____	SmarTROLL SN _____	SmarTROLL SN _____
DO	% saturation	100	103.78 / 8.94 mg/l			
Conductivity	us/cm	4490	4490			
pH	S.U.	4.00	4.00			
pH	S.U.	7.00	7.02			
pH	S.U.	10.00	10.05			
ORP	mV	228.00				

Turbidity	Units	Standard	Hach SN 22090000997	Hach SN _____	Hach SN _____	Hach SN _____
	NTU	20	20.2			
	NTU	100	99.3			
	NTU	800	793			
	Ver. NTU	10	9.45			

Date: **Time:**

Parameter	Units	Standard	SmarTROLL SN _____	SmarTROLL SN _____	SmarTROLL SN _____	SmarTROLL SN _____
DO	% saturation	100				
Conductivity	us/cm	4490				
pH	S.U.	4.00				
pH	S.U.	7.00				
pH	S.U.	10.00				
ORP	mV	228.00				

Turbidity	Units	Standard	Hach SN _____	Hach SN _____	Hach SN _____	Hach SN _____
	NTU					
	NTU					
	NTU					

Notes: DO - Dissolved Oxygen; us/cm - microsiemens/centimeter; ORP - oxidation-reduction potential; mV - millivolts; NTU - Nphelometric Turbidity Units; NC - Not calibrated

APPENDIX B

Analytical Results, Data Validation Summaries and Laboratory Accreditation

APPENDIX B

Analytical Results
February 2024

eurofins | Environment Testing

ANALYTICAL REPORT

PREPARED FOR

Attn: Joju Abraham
Southern Company
241 Ralph McGill Blvd SE
B10185
Atlanta, Georgia 30308

Generated 3/18/2024 4:58:11 PM

JOB DESCRIPTION

CCR - Plant Scherer Cell 1

JOB NUMBER

680-247345-1

Eurofins Savannah
5102 LaRoche Avenue
Savannah GA 31404

See page two for job notes and contact information.

my EOL

Eurofins Savannah

Job Notes

This report may not be reproduced except in full, and with written approval from the laboratory. The results relate only to the samples tested. For questions please contact the Project Manager at the e-mail address or telephone number listed on this page.

The test results in this report relate only to the samples as received by the laboratory and will meet all requirements of the methodology, with any exceptions noted. This report shall not be reproduced except in full, without the express written approval of the laboratory. All questions should be directed to the Eurofins Environment Testing Southeast, LLC Project Manager.

Authorization

Generated
3/18/2024 4:58:11 PM

Authorized for release by
David Fuller, Project Manager
David.Fuller@et.eurofinsus.com
(770)344-8986

Definitions/Glossary

Client: Southern Company
Project/Site: CCR - Plant Scherer Cell 1

Job ID: 680-247345-1

Qualifiers

Metals

Qualifier	Qualifier Description
4	MS, MSD: The analyte present in the original sample is greater than 4 times the matrix spike concentration; therefore, control limits are not applicable.
F1	MS and/or MSD recovery exceeds control limits.
J	Result is less than the RL but greater than or equal to the MDL and the concentration is an approximate value.

Glossary

Abbreviation	These commonly used abbreviations may or may not be present in this report.
¤	Listed under the "D" column to designate that the result is reported on a dry weight basis
%R	Percent Recovery
CFL	Contains Free Liquid
CFU	Colony Forming Unit
CNF	Contains No Free Liquid
DER	Duplicate Error Ratio (normalized absolute difference)
Dil Fac	Dilution Factor
DL	Detection Limit (DoD/DOE)
DL, RA, RE, IN	Indicates a Dilution, Re-analysis, Re-extraction, or additional Initial metals/anion analysis of the sample
DLC	Decision Level Concentration (Radiochemistry)
EDL	Estimated Detection Limit (Dioxin)
LOD	Limit of Detection (DoD/DOE)
LOQ	Limit of Quantitation (DoD/DOE)
MCL	EPA recommended "Maximum Contaminant Level"
MDA	Minimum Detectable Activity (Radiochemistry)
MDC	Minimum Detectable Concentration (Radiochemistry)
MDL	Method Detection Limit
ML	Minimum Level (Dioxin)
MPN	Most Probable Number
MQL	Method Quantitation Limit
NC	Not Calculated
ND	Not Detected at the reporting limit (or MDL or EDL if shown)
NEG	Negative / Absent
POS	Positive / Present
PQL	Practical Quantitation Limit
PRES	Presumptive
QC	Quality Control
RER	Relative Error Ratio (Radiochemistry)
RL	Reporting Limit or Requested Limit (Radiochemistry)
RPD	Relative Percent Difference, a measure of the relative difference between two points
TEF	Toxicity Equivalent Factor (Dioxin)
TEQ	Toxicity Equivalent Quotient (Dioxin)
TNTC	Too Numerous To Count

Sample Summary

Client: Southern Company
Project/Site: CCR - Plant Scherer Cell 1

Job ID: 680-247345-1

Lab Sample ID	Client Sample ID	Matrix	Collected	Received
680-247345-1	SCH-GWA-16	Water	02/28/24 16:15	02/29/24 12:14
680-247345-2	SCH-GWA-17	Water	02/28/24 16:35	02/29/24 12:14

Job Narrative
680-247345-1

Analytical test results meet all requirements of the associated regulatory program listed on the Accreditation/Certification Summary Page unless otherwise noted under the individual analysis. Data qualifiers are applied to indicate exceptions. Noncompliant quality control (QC) is further explained in narrative comments.

- Matrix QC may not be reported if insufficient sample or site-specific QC samples were not submitted. In these situations, to demonstrate precision and accuracy at a batch level, a LCS/LCSD may be performed, unless otherwise specified in the method.
- Surrogate and/or isotope dilution analyte recoveries (if applicable) which are outside of the QC window are confirmed unless attributed to a dilution or otherwise noted in the narrative.

Receipt
The samples were received on 2/29/2024 12:14 PM. Unless otherwise noted below, the samples arrived in good condition, and, where required, properly preserved and on ice. The temperature of the cooler at receipt time was 3.2°C.

HPLC/IC
No additional analytical or quality issues were noted, other than those described above or in the Definitions/ Glossary page.

Metals
No additional analytical or quality issues were noted, other than those described above or in the Definitions/ Glossary page.

General Chemistry
No additional analytical or quality issues were noted, other than those described above or in the Definitions/ Glossary page.

Client Sample Results

Client: Southern Company
Project/Site: CCR - Plant Scherer Cell 1

Job ID: 680-247345-1

Client Sample ID: SCH-GWA-16

Lab Sample ID: 680-247345-1

Date Collected: 02/28/24 16:15
Date Received: 02/29/24 12:14
Matrix: Water

Method: MCAWW 300.0-1993 R2.1 - Anions, Ion Chromatography

Analyte	Result	Qualifier	RL	MDL	Unit	D	Prepared	Analyzed	Dil Fac
Chloride	**1.6**		1.0	0.20	mg/L			03/15/24 17:10	1
Fluoride	<0.040		0.10	0.040	mg/L			03/15/24 17:10	1
Sulfate	<0.40		1.0	0.40	mg/L			03/15/24 17:10	1

Method: SW846 6020B - Metals (ICP/MS) - Total Recoverable

Analyte	Result	Qualifier	RL	MDL	Unit	D	Prepared	Analyzed	Dil Fac
Antimony	<0.00034		0.0020	0.00034	mg/L		03/01/24 10:01	03/02/24 15:35	1
Arsenic	<0.00086		0.0010	0.00086	mg/L		03/01/24 10:01	03/02/24 15:35	1
Barium	**0.030**		0.010	0.00089	mg/L		03/01/24 10:01	03/02/24 15:35	1
Beryllium	<0.00020		0.0025	0.00020	mg/L		03/01/24 10:01	03/02/24 15:35	1
Boron	<0.022		0.080	0.022	mg/L		03/01/24 10:01	03/02/24 15:35	1
Cadmium	<0.000078		0.0025	0.000078	mg/L		03/01/24 10:01	03/02/24 15:35	1
Calcium	**15**		0.50	0.14	mg/L		03/01/24 10:01	03/02/24 15:35	1
Chromium	**0.0071**		0.0020	0.0012	mg/L		03/01/24 10:01	03/02/24 15:35	1
Cobalt	<0.00022		0.0025	0.00022	mg/L		03/01/24 10:01	03/02/24 15:35	1
Copper	<0.0011		0.0020	0.0011	mg/L		03/01/24 10:01	03/02/24 15:35	1
Lead	<0.00021		0.0010	0.00021	mg/L		03/01/24 10:01	03/02/24 15:35	1
Magnesium	**4.9**		0.50	0.023	mg/L		03/01/24 10:01	03/02/24 15:35	1
Nickel	<0.00042		0.0010	0.00042	mg/L		03/01/24 10:01	03/02/24 15:35	1
Potassium	**1.1**		0.50	0.044	mg/L		03/01/24 10:01	03/02/24 15:35	1
Selenium	<0.00099		0.0050	0.00099	mg/L		03/01/24 10:01	03/02/24 15:35	1
Silver	<0.00039		0.0010	0.00039	mg/L		03/01/24 10:01	03/02/24 15:35	1
Sodium	**11**		0.50	0.20	mg/L		03/01/24 10:01	03/02/24 15:35	1
Thallium	<0.00026		0.0010	0.00026	mg/L		03/01/24 10:01	03/02/24 15:35	1
Vanadium	**0.0087**		0.0020	0.00063	mg/L		03/01/24 10:01	03/02/24 15:35	1
Zinc	<0.0028		0.0050	0.0028	mg/L		03/01/24 10:01	03/02/24 15:35	1

Method: SW846 7470A - Mercury (CVAA)

Analyte	Result	Qualifier	RL	MDL	Unit	D	Prepared	Analyzed	Dil Fac
Mercury	<0.000080		0.00020	0.000080	mg/L		03/05/24 10:40	03/05/24 15:13	1

General Chemistry

Analyte	Result	Qualifier	RL	MDL	Unit	D	Prepared	Analyzed	Dil Fac
Total Alkalinity as CaCO3 to pH 4.5 (SM 2320B-2011)	**72**		5.0	2.2	mg/L			03/04/24 19:53	1
Bicarbonate Alkalinity as CaCO3 (SM 2320B-2011)	**72**		5.0	5.0	mg/L			03/04/24 19:53	1
Carbonate Alkalinity as CaCO3 (SM 2320B-2011)	<5.0		5.0	5.0	mg/L			03/04/24 19:53	1
Total Dissolved Solids (SM 2540C-2011)	**100**		10	10	mg/L			03/05/24 15:10	1

Client Sample ID: SCH-GWA-17

Lab Sample ID: 680-247345-2

Date Collected: 02/28/24 16:35
Date Received: 02/29/24 12:14
Matrix: Water

Method: MCAWW 300.0-1993 R2.1 - Anions, Ion Chromatography

Analyte	Result	Qualifier	RL	MDL	Unit	D	Prepared	Analyzed	Dil Fac
Chloride	**1.4**		1.0	0.20	mg/L			03/15/24 17:16	1
Fluoride	<0.040		0.10	0.040	mg/L			03/15/24 17:16	1
Sulfate	<0.40		1.0	0.40	mg/L			03/15/24 17:16	1

Client Sample Results

Client: Southern Company
Project/Site: CCR - Plant Scherer Cell 1

Job ID: 680-247345-1

Client Sample ID: SCH-GWA-17

Date Collected: 02/28/24 16:35
Date Received: 02/29/24 12:14

Lab Sample ID: 680-247345-2

Matrix: Water

Method: SW846 6020B - Metals (ICP/MS) - Total Recoverable

Analyte	Result	Qualifier	RL	MDL	Unit	D	Prepared	Analyzed	Dil Fac
Antimony	<0.00034		0.0020	0.00034	mg/L		03/01/24 10:01	03/02/24 15:38	1
Arsenic	<0.00086		0.0010	0.00086	mg/L		03/01/24 10:01	03/02/24 15:38	1
Barium	**0.032**		0.010	0.00089	mg/L		03/01/24 10:01	03/02/24 15:38	1
Beryllium	<0.00020		0.0025	0.00020	mg/L		03/01/24 10:01	03/02/24 15:38	1
Boron	<0.022		0.080	0.022	mg/L		03/01/24 10:01	03/02/24 15:38	1
Cadmium	<0.000078		0.0025	0.000078	mg/L		03/01/24 10:01	03/02/24 15:38	1
Calcium	**9.0**		0.50	0.14	mg/L		03/01/24 10:01	03/02/24 15:38	1
Chromium	**0.0096**		0.0020	0.0012	mg/L		03/01/24 10:01	03/02/24 15:38	1
Cobalt	<0.00022		0.0025	0.00022	mg/L		03/01/24 10:01	03/02/24 15:38	1
Copper	<0.0011		0.0020	0.0011	mg/L		03/01/24 10:01	03/02/24 15:38	1
Lead	<0.00021		0.0010	0.00021	mg/L		03/01/24 10:01	03/02/24 15:38	1
Magnesium	**3.6**		0.50	0.023	mg/L		03/01/24 10:01	03/02/24 15:38	1
Nickel	<0.00042		0.0010	0.00042	mg/L		03/01/24 10:01	03/02/24 15:38	1
Potassium	**1.1**		0.50	0.044	mg/L		03/01/24 10:01	03/02/24 15:38	1
Selenium	<0.00099		0.0050	0.00099	mg/L		03/01/24 10:01	03/02/24 15:38	1
Silver	<0.00039		0.0010	0.00039	mg/L		03/01/24 10:01	03/02/24 15:38	1
Sodium	**10**		0.50	0.20	mg/L		03/01/24 10:01	03/02/24 15:38	1
Thallium	<0.00026		0.0010	0.00026	mg/L		03/01/24 10:01	03/02/24 15:38	1
Vanadium	**0.0056**		0.0020	0.00063	mg/L		03/01/24 10:01	03/02/24 15:38	1
Zinc	<0.0028		0.0050	0.0028	mg/L		03/01/24 10:01	03/02/24 15:38	1

Method: SW846 7470A - Mercury (CVAA)

Analyte	Result	Qualifier	RL	MDL	Unit	D	Prepared	Analyzed	Dil Fac
Mercury	<0.000080		0.00020	0.000080	mg/L		03/05/24 10:40	03/05/24 15:11	1

General Chemistry

Analyte	Result	Qualifier	RL	MDL	Unit	D	Prepared	Analyzed	Dil Fac
Total Alkalinity as CaCO3 to pH 4.5 (SM 2320B-2011)	**59**		5.0	2.2	mg/L			03/04/24 20:01	1
Bicarbonate Alkalinity as CaCO3 (SM 2320B-2011)	**59**		5.0	5.0	mg/L			03/04/24 20:01	1
Carbonate Alkalinity as CaCO3 (SM 2320B-2011)	<5.0		5.0	5.0	mg/L			03/04/24 20:01	1
Total Dissolved Solids (SM 2540C-2011)	**85**		10	10	mg/L			03/05/24 15:10	1

QC Sample Results

Client: Southern Company
Project/Site: CCR - Plant Scherer Cell 1

Job ID: 680-247345-1

Method: 300.0-1993 R2.1 - Anions, Ion Chromatography

Lab Sample ID: MB 680-827863/1010
Matrix: Water
Analysis Batch: 827863

Client Sample ID: Method Blank
Prep Type: Total/NA

Analyte	MB Result	MB Qualifier	RL	MDL	Unit	D	Prepared	Analyzed	Dil Fac
Chloride	<0.20		1.0	0.20	mg/L			03/15/24 16:10	1
Fluoride	<0.040		0.10	0.040	mg/L			03/15/24 16:10	1
Sulfate	<0.40		1.0	0.40	mg/L			03/15/24 16:10	1

Lab Sample ID: LCS 680-827863/11
Matrix: Water
Analysis Batch: 827863

Client Sample ID: Lab Control Sample
Prep Type: Total/NA

Analyte	Spike Added	LCS Result	LCS Qualifier	Unit	D	%Rec	%Rec Limits
Chloride	10.0	10.1		mg/L		101	90 - 110
Fluoride	2.00	2.15		mg/L		107	90 - 110
Sulfate	10.0	9.64		mg/L		96	90 - 110

Lab Sample ID: LCSD 680-827863/12
Matrix: Water
Analysis Batch: 827863

Client Sample ID: Lab Control Sample Dup
Prep Type: Total/NA

Analyte	Spike Added	LCSD Result	LCSD Qualifier	Unit	D	%Rec	%Rec Limits	RPD	RPD Limit
Chloride	10.0	10.1		mg/L		101	90 - 110	0	15
Fluoride	2.00	2.13		mg/L		107	90 - 110	1	15
Sulfate	10.0	9.62		mg/L		96	90 - 110	0	15

Lab Sample ID: 680-247591-M-4 MS
Matrix: Water
Analysis Batch: 827863

Client Sample ID: Matrix Spike
Prep Type: Total/NA

Analyte	Sample Result	Sample Qualifier	Spike Added	MS Result	MS Qualifier	Unit	D	%Rec	%Rec Limits
Chloride	35		10.0	44.1		mg/L		89	80 - 120
Fluoride	<0.040		2.00	1.94		mg/L		97	80 - 120
Sulfate	21		10.0	30.7		mg/L		102	80 - 120

Lab Sample ID: 680-247591-M-4 MSD
Matrix: Water
Analysis Batch: 827863

Client Sample ID: Matrix Spike Duplicate
Prep Type: Total/NA

Analyte	Sample Result	Sample Qualifier	Spike Added	MSD Result	MSD Qualifier	Unit	D	%Rec	%Rec Limits	RPD	RPD Limit
Chloride	35		10.0	43.6		mg/L		85	80 - 120	1	15
Fluoride	<0.040		2.00	1.92		mg/L		96	80 - 120	1	15
Sulfate	21		10.0	30.2		mg/L		96	80 - 120	2	15

Method: 6020B - Metals (ICP/MS)

Lab Sample ID: MB 680-825369/1-A
Matrix: Water
Analysis Batch: 825609

Client Sample ID: Method Blank
Prep Type: Total Recoverable
Prep Batch: 825369

Analyte	MB Result	MB Qualifier	RL	MDL	Unit	D	Prepared	Analyzed	Dil Fac
Antimony	<0.00034		0.0020	0.00034	mg/L		03/01/24 10:01	03/02/24 14:55	1
Arsenic	<0.00086		0.0010	0.00086	mg/L		03/01/24 10:01	03/02/24 14:55	1
Barium	<0.00089		0.010	0.00089	mg/L		03/01/24 10:01	03/02/24 14:55	1

Method: 6020B - Metals (ICP/MS) (Continued)

Lab Sample ID: MB 680-825369/1-A
Matrix: Water
Analysis Batch: 825609

Client Sample ID: Method Blank
Prep Type: Total Recoverable
Prep Batch: 825369

Analyte	MB Result	MB Qualifier	RL	MDL	Unit	D	Prepared	Analyzed	Dil Fac
Beryllium	<0.00020		0.0025	0.00020	mg/L		03/01/24 10:01	03/02/24 14:55	1
Boron	0.0332	J	0.080	0.022	mg/L		03/01/24 10:01	03/02/24 14:55	1
Cadmium	<0.000078		0.0025	0.000078	mg/L		03/01/24 10:01	03/02/24 14:55	1
Calcium	<0.14		0.50	0.14	mg/L		03/01/24 10:01	03/02/24 14:55	1
Chromium	<0.0012		0.0020	0.0012	mg/L		03/01/24 10:01	03/02/24 14:55	1
Cobalt	<0.00022		0.0025	0.00022	mg/L		03/01/24 10:01	03/02/24 14:55	1
Copper	<0.0011		0.0020	0.0011	mg/L		03/01/24 10:01	03/02/24 14:55	1
Lead	<0.00021		0.0010	0.00021	mg/L		03/01/24 10:01	03/02/24 14:55	1
Magnesium	<0.023		0.50	0.023	mg/L		03/01/24 10:01	03/02/24 14:55	1
Nickel	<0.00042		0.0010	0.00042	mg/L		03/01/24 10:01	03/02/24 14:55	1
Potassium	<0.044		0.50	0.044	mg/L		03/01/24 10:01	03/02/24 14:55	1
Selenium	<0.00099		0.0050	0.00099	mg/L		03/01/24 10:01	03/02/24 14:55	1
Silver	<0.00039		0.0010	0.00039	mg/L		03/01/24 10:01	03/02/24 14:55	1
Sodium	<0.20		0.50	0.20	mg/L		03/01/24 10:01	03/02/24 14:55	1
Thallium	<0.00026		0.0010	0.00026	mg/L		03/01/24 10:01	03/02/24 14:55	1
Vanadium	<0.00063		0.0020	0.00063	mg/L		03/01/24 10:01	03/02/24 14:55	1
Zinc	<0.0028		0.0050	0.0028	mg/L		03/01/24 10:01	03/02/24 14:55	1

Lab Sample ID: LCS 680-825369/2-A
Matrix: Water
Analysis Batch: 825609

Client Sample ID: Lab Control Sample
Prep Type: Total Recoverable
Prep Batch: 825369

Analyte	Spike Added	LCS Result	LCS Qualifier	Unit	D	%Rec	%Rec Limits
Antimony	0.0500	0.0504		mg/L		101	80 - 120
Arsenic	0.100	0.0989		mg/L		99	80 - 120
Barium	0.100	0.100		mg/L		100	80 - 120
Beryllium	0.0500	0.0534		mg/L		107	80 - 120
Boron	0.400	0.414		mg/L		104	80 - 120
Cadmium	0.0500	0.0505		mg/L		101	80 - 120
Calcium	5.00	5.21		mg/L		104	80 - 120
Chromium	0.100	0.102		mg/L		101	80 - 120
Cobalt	0.0500	0.0534		mg/L		107	80 - 120
Copper	0.101	0.107		mg/L		106	80 - 120
Lead	0.500	0.470		mg/L		94	80 - 120
Magnesium	5.00	5.09		mg/L		102	80 - 120
Nickel	0.100	0.0987		mg/L		99	80 - 120
Potassium	7.00	7.10		mg/L		101	80 - 120
Selenium	0.100	0.0953		mg/L		95	80 - 120
Silver	0.0500	0.0515		mg/L		103	80 - 120
Sodium	5.03	4.94		mg/L		98	80 - 120
Thallium	0.0500	0.0501		mg/L		100	80 - 120
Vanadium	0.100	0.102		mg/L		102	80 - 120
Zinc	0.0505	0.0501		mg/L		99	80 - 120

Method: 6020B - Metals (ICP/MS) (Continued)

Lab Sample ID: 680-247327-A-1-B MS
Matrix: Water
Analysis Batch: 825609

Client Sample ID: Matrix Spike
Prep Type: Total Recoverable
Prep Batch: 825369

Analyte	Sample Result	Sample Qualifier	Spike Added	MS Result	MS Qualifier	Unit	D	%Rec	%Rec Limits
Antimony	0.0056		0.0500	0.0586		mg/L		106	75 - 125
Arsenic	0.0052		0.100	0.104		mg/L		99	75 - 125
Barium	0.077		0.100	0.180		mg/L		103	75 - 125
Beryllium	<0.00020		0.0500	0.0545		mg/L		109	75 - 125
Boron	0.072	J B	0.400	0.467		mg/L		99	75 - 125
Cadmium	0.00012	J	0.0500	0.0530		mg/L		106	75 - 125
Calcium	46		5.00	50.7	4	mg/L		98	75 - 125
Chromium	<0.0012		0.100	0.104		mg/L		104	75 - 125
Cobalt	<0.00022		0.0500	0.0526		mg/L		105	75 - 125
Copper	0.0012	J	0.101	0.107		mg/L		105	75 - 125
Lead	<0.00021		0.500	0.485		mg/L		97	75 - 125
Magnesium	26		5.00	31.3	4	mg/L		101	75 - 125
Nickel	0.0011		0.100	0.101		mg/L		100	75 - 125
Potassium	0.41	J	7.00	7.34		mg/L		99	75 - 125
Selenium	<0.00099		0.100	0.0969		mg/L		97	75 - 125
Silver	<0.00039		0.0500	0.0537		mg/L		107	75 - 125
Sodium	20		5.03	25.5	4	mg/L		106	75 - 125
Thallium	<0.00026		0.0500	0.0535		mg/L		107	75 - 125
Vanadium	0.0041		0.100	0.105		mg/L		101	75 - 125
Zinc	0.0070		0.0505	0.0562		mg/L		97	75 - 125

Lab Sample ID: 680-247327-A-1-C MSD
Matrix: Water
Analysis Batch: 825609

Client Sample ID: Matrix Spike Duplicate
Prep Type: Total Recoverable
Prep Batch: 825369

Analyte	Sample Result	Sample Qualifier	Spike Added	MSD Result	MSD Qualifier	Unit	D	%Rec	%Rec Limits	RPD	RPD Limit
Antimony	0.0056		0.0500	0.0596		mg/L		108	75 - 125	2	20
Arsenic	0.0052		0.100	0.108		mg/L		102	75 - 125	3	20
Barium	0.077		0.100	0.185		mg/L		108	75 - 125	3	20
Beryllium	<0.00020		0.0500	0.0558		mg/L		112	75 - 125	2	20
Boron	0.072	J B	0.400	0.486		mg/L		104	75 - 125	4	20
Cadmium	0.00012	J	0.0500	0.0536		mg/L		107	75 - 125	1	20
Calcium	46		5.00	52.7	4	mg/L		140	75 - 125	4	20
Chromium	<0.0012		0.100	0.106		mg/L		106	75 - 125	2	20
Cobalt	<0.00022		0.0500	0.0544		mg/L		109	75 - 125	3	20
Copper	0.0012	J	0.101	0.113		mg/L		111	75 - 125	5	20
Lead	<0.00021		0.500	0.498		mg/L		100	75 - 125	3	20
Magnesium	26		5.00	31.9	4	mg/L		112	75 - 125	2	20
Nickel	0.0011		0.100	0.103		mg/L		101	75 - 125	1	20
Potassium	0.41	J	7.00	7.76		mg/L		105	75 - 125	6	20
Selenium	<0.00099		0.100	0.0993		mg/L		99	75 - 125	2	20
Silver	<0.00039		0.0500	0.0550		mg/L		110	75 - 125	2	20
Sodium	20		5.03	26.1	4	mg/L		118	75 - 125	2	20
Thallium	<0.00026		0.0500	0.0547		mg/L		109	75 - 125	2	20
Vanadium	0.0041		0.100	0.109		mg/L		105	75 - 125	4	20
Zinc	0.0070		0.0505	0.0596		mg/L		104	75 - 125	6	20

QC Sample Results

Client: Southern Company
Project/Site: CCR - Plant Scherer Cell 1

Job ID: 680-247345-1

Method: 7470A - Mercury (CVAA)

Lab Sample ID: MB 680-825841/1-A — **Client Sample ID: Method Blank**
Matrix: Water — **Prep Type: Total/NA**
Analysis Batch: 825982 — **Prep Batch: 825841**

Analyte	MB Result	MB Qualifier	RL	MDL	Unit	D	Prepared	Analyzed	Dil Fac
Mercury	<0.000080		0.00020	0.000080	mg/L		03/05/24 10:40	03/05/24 14:58	1

Lab Sample ID: LCS 680-825841/2-A — **Client Sample ID: Lab Control Sample**
Matrix: Water — **Prep Type: Total/NA**
Analysis Batch: 825982 — **Prep Batch: 825841**

Analyte	Spike Added	LCS Result	LCS Qualifier	Unit	D	%Rec	%Rec Limits
Mercury	0.00250	0.00257		mg/L		103	80 - 120

Lab Sample ID: 680-247185-E-2-D MS — **Client Sample ID: Matrix Spike**
Matrix: Water — **Prep Type: Total/NA**
Analysis Batch: 825982 — **Prep Batch: 825841**

Analyte	Sample Result	Sample Qualifier	Spike Added	MS Result	MS Qualifier	Unit	D	%Rec	%Rec Limits
Mercury	<0.000080	F1	0.00100	0.000263	F1	mg/L		26	80 - 120

Lab Sample ID: 680-247185-E-2-E MSD — **Client Sample ID: Matrix Spike Duplicate**
Matrix: Water — **Prep Type: Total/NA**
Analysis Batch: 825982 — **Prep Batch: 825841**

Analyte	Sample Result	Sample Qualifier	Spike Added	MSD Result	MSD Qualifier	Unit	D	%Rec	%Rec Limits	RPD	RPD Limit
Mercury	<0.000080	F1	0.00100	0.000291	F1	mg/L		29	80 - 120	10	20

Method: 2320B-2011 - Alkalinity, Total

Lab Sample ID: MB 680-825906/4 — **Client Sample ID: Method Blank**
Matrix: Water — **Prep Type: Total/NA**
Analysis Batch: 825906

Analyte	MB Result	MB Qualifier	RL	MDL	Unit	D	Prepared	Analyzed	Dil Fac
Total Alkalinity as CaCO3 to pH 4.5	<2.2		5.0	2.2	mg/L			03/04/24 17:10	1
Bicarbonate Alkalinity as CaCO3	<5.0		5.0	5.0	mg/L			03/04/24 17:10	1
Carbonate Alkalinity as CaCO3	<5.0		5.0	5.0	mg/L			03/04/24 17:10	1

Lab Sample ID: LCS 680-825906/6 — **Client Sample ID: Lab Control Sample**
Matrix: Water — **Prep Type: Total/NA**
Analysis Batch: 825906

Analyte	Spike Added	LCS Result	LCS Qualifier	Unit	D	%Rec	%Rec Limits
Total Alkalinity as CaCO3 to pH 4.5	250	248		mg/L		99	90 - 112

Lab Sample ID: LCSD 680-825906/31 — **Client Sample ID: Lab Control Sample Dup**
Matrix: Water — **Prep Type: Total/NA**
Analysis Batch: 825906

Analyte	Spike Added	LCSD Result	LCSD Qualifier	Unit	D	%Rec	%Rec Limits	RPD	RPD Limit
Total Alkalinity as CaCO3 to pH 4.5	250	250		mg/L		100	90 - 112	0	30

Method: 2320B-2011 - Alkalinity, Total (Continued)

Lab Sample ID: 680-247338-F-11 DU — **Client Sample ID: Duplicate**
Matrix: Water — **Prep Type: Total/NA**
Analysis Batch: 825906

Analyte	Sample Result	Sample Qualifier		DU Result	DU Qualifier	Unit	D			RPD	RPD Limit
Total Alkalinity as CaCO3 to pH 4.5	3.5	J		<2.2		mg/L				NC	30
Bicarbonate Alkalinity as CaCO3	<5.0			<5.0		mg/L				NC	30
Carbonate Alkalinity as CaCO3	<5.0			<5.0		mg/L				NC	30

Method: 2540C-2011 - Total Dissolved Solids (Dried at 180 °C)

Lab Sample ID: MB 680-825918/1 — **Client Sample ID: Method Blank**
Matrix: Water — **Prep Type: Total/NA**
Analysis Batch: 825918

Analyte	MB Result	MB Qualifier	RL	MDL	Unit	D	Prepared	Analyzed	Dil Fac
Total Dissolved Solids	<10		10	10	mg/L			03/05/24 15:10	1

Lab Sample ID: LCS 680-825918/2 — **Client Sample ID: Lab Control Sample**
Matrix: Water — **Prep Type: Total/NA**
Analysis Batch: 825918

Analyte			Spike Added	LCS Result	LCS Qualifier	Unit	D	%Rec	%Rec Limits		
Total Dissolved Solids			2410	2430		mg/L		101	80 - 120		

Lab Sample ID: LCSD 680-825918/3 — **Client Sample ID: Lab Control Sample Dup**
Matrix: Water — **Prep Type: Total/NA**
Analysis Batch: 825918

Analyte			Spike Added	LCSD Result	LCSD Qualifier	Unit	D	%Rec	%Rec Limits	RPD	RPD Limit
Total Dissolved Solids			2410	2430		mg/L		101	80 - 120	0	25

Lab Sample ID: 680-247364-C-1 DU — **Client Sample ID: Duplicate**
Matrix: Water — **Prep Type: Total/NA**
Analysis Batch: 825918

Analyte	Sample Result	Sample Qualifier		DU Result	DU Qualifier	Unit	D			RPD	RPD Limit
Total Dissolved Solids	1000			996		mg/L				1	5

QC Association Summary

Client: Southern Company
Project/Site: CCR - Plant Scherer Cell 1

Job ID: 680-247345-1

HPLC/IC

Analysis Batch: 827863

Lab Sample ID	Client Sample ID	Prep Type	Matrix	Method	Prep Batch
680-247345-1	SCH-GWA-16	Total/NA	Water	300.0-1993 R2.1	
680-247345-2	SCH-GWA-17	Total/NA	Water	300.0-1993 R2.1	
MB 680-827863/1010	Method Blank	Total/NA	Water	300.0-1993 R2.1	
LCS 680-827863/11	Lab Control Sample	Total/NA	Water	300.0-1993 R2.1	
LCSD 680-827863/12	Lab Control Sample Dup	Total/NA	Water	300.0-1993 R2.1	
680-247591-M-4 MS	Matrix Spike	Total/NA	Water	300.0-1993 R2.1	
680-247591-M-4 MSD	Matrix Spike Duplicate	Total/NA	Water	300.0-1993 R2.1	

Metals

Prep Batch: 825369

Lab Sample ID	Client Sample ID	Prep Type	Matrix	Method	Prep Batch
680-247345-1	SCH-GWA-16	Total Recoverable	Water	3005A	
680-247345-2	SCH-GWA-17	Total Recoverable	Water	3005A	
MB 680-825369/1-A	Method Blank	Total Recoverable	Water	3005A	
LCS 680-825369/2-A	Lab Control Sample	Total Recoverable	Water	3005A	
680-247327-A-1-B MS	Matrix Spike	Total Recoverable	Water	3005A	
680-247327-A-1-C MSD	Matrix Spike Duplicate	Total Recoverable	Water	3005A	

Analysis Batch: 825609

Lab Sample ID	Client Sample ID	Prep Type	Matrix	Method	Prep Batch
680-247345-1	SCH-GWA-16	Total Recoverable	Water	6020B	825369
680-247345-2	SCH-GWA-17	Total Recoverable	Water	6020B	825369
MB 680-825369/1-A	Method Blank	Total Recoverable	Water	6020B	825369
LCS 680-825369/2-A	Lab Control Sample	Total Recoverable	Water	6020B	825369
680-247327-A-1-B MS	Matrix Spike	Total Recoverable	Water	6020B	825369
680-247327-A-1-C MSD	Matrix Spike Duplicate	Total Recoverable	Water	6020B	825369

Prep Batch: 825841

Lab Sample ID	Client Sample ID	Prep Type	Matrix	Method	Prep Batch
680-247345-1	SCH-GWA-16	Total/NA	Water	7470A	
680-247345-2	SCH-GWA-17	Total/NA	Water	7470A	
MB 680-825841/1-A	Method Blank	Total/NA	Water	7470A	
LCS 680-825841/2-A	Lab Control Sample	Total/NA	Water	7470A	
680-247185-E-2-D MS	Matrix Spike	Total/NA	Water	7470A	
680-247185-E-2-E MSD	Matrix Spike Duplicate	Total/NA	Water	7470A	

Analysis Batch: 825982

Lab Sample ID	Client Sample ID	Prep Type	Matrix	Method	Prep Batch
680-247345-1	SCH-GWA-16	Total/NA	Water	7470A	825841
680-247345-2	SCH-GWA-17	Total/NA	Water	7470A	825841
MB 680-825841/1-A	Method Blank	Total/NA	Water	7470A	825841
LCS 680-825841/2-A	Lab Control Sample	Total/NA	Water	7470A	825841
680-247185-E-2-D MS	Matrix Spike	Total/NA	Water	7470A	825841
680-247185-E-2-E MSD	Matrix Spike Duplicate	Total/NA	Water	7470A	825841

General Chemistry

Analysis Batch: 825906

Lab Sample ID	Client Sample ID	Prep Type	Matrix	Method	Prep Batch
680-247345-1	SCH-GWA-16	Total/NA	Water	2320B-2011	
680-247345-2	SCH-GWA-17	Total/NA	Water	2320B-2011	

QC Association Summary

Client: Southern Company
Project/Site: CCR - Plant Scherer Cell 1

Job ID: 680-247345-1

General Chemistry (Continued)

Analysis Batch: 825906 (Continued)

Lab Sample ID	Client Sample ID	Prep Type	Matrix	Method	Prep Batch
MB 680-825906/4	Method Blank	Total/NA	Water	2320B-2011	
LCS 680-825906/6	Lab Control Sample	Total/NA	Water	2320B-2011	
LCSD 680-825906/31	Lab Control Sample Dup	Total/NA	Water	2320B-2011	
680-247338-F-11 DU	Duplicate	Total/NA	Water	2320B-2011	

Analysis Batch: 825918

Lab Sample ID	Client Sample ID	Prep Type	Matrix	Method	Prep Batch
680-247345-1	SCH-GWA-16	Total/NA	Water	2540C-2011	
680-247345-2	SCH-GWA-17	Total/NA	Water	2540C-2011	
MB 680-825918/1	Method Blank	Total/NA	Water	2540C-2011	
LCS 680-825918/2	Lab Control Sample	Total/NA	Water	2540C-2011	
LCSD 680-825918/3	Lab Control Sample Dup	Total/NA	Water	2540C-2011	
680-247364-C-1 DU	Duplicate	Total/NA	Water	2540C-2011	

Lab Chronicle

Client: Southern Company
Project/Site: CCR - Plant Scherer Cell 1

Job ID: 680-247345-1

Client Sample ID: SCH-GWA-16

Lab Sample ID: 680-247345-1

Date Collected: 02/28/24 16:15
Date Received: 02/29/24 12:14

Matrix: Water

Prep Type	Batch Type	Batch Method	Run	Dil Factor	Initial Amount	Final Amount	Batch Number	Prepared or Analyzed	Analyst	Lab
Total/NA	Analysis	300.0-1993 R2.1		1	2 mL	2 mL	827863	03/15/24 17:10	GE	EET SAV
	Instrument ID: CICR									
Total Recoverable	Prep	3005A			25 mL	125 mL	825369	03/01/24 10:01	BCB	EET SAV
Total Recoverable	Analysis	6020B		1			825609	03/02/24 15:35	BWR	EET SAV
	Instrument ID: ICPMSD									
Total/NA	Prep	7470A			50 mL	50 mL	825841	03/05/24 10:40	BCB	EET SAV
Total/NA	Analysis	7470A		1			825982	03/05/24 15:13	BJB	EET SAV
	Instrument ID: QuickTrace2									
Total/NA	Analysis	2320B-2011		1			825906	03/04/24 19:53	PG	EET SAV
	Instrument ID: MANTECH 2									
Total/NA	Analysis	2540C-2011		1	200 mL	200 mL	825918	03/05/24 15:10	PG	EET SAV
	Instrument ID: NOEQUIP									

Client Sample ID: SCH-GWA-17

Lab Sample ID: 680-247345-2

Date Collected: 02/28/24 16:35
Date Received: 02/29/24 12:14

Matrix: Water

Prep Type	Batch Type	Batch Method	Run	Dil Factor	Initial Amount	Final Amount	Batch Number	Prepared or Analyzed	Analyst	Lab
Total/NA	Analysis	300.0-1993 R2.1		1	2 mL	2 mL	827863	03/15/24 17:16	GE	EET SAV
	Instrument ID: CICR									
Total Recoverable	Prep	3005A			25 mL	125 mL	825369	03/01/24 10:01	BCB	EET SAV
Total Recoverable	Analysis	6020B		1			825609	03/02/24 15:38	BWR	EET SAV
	Instrument ID: ICPMSD									
Total/NA	Prep	7470A			50 mL	50 mL	825841	03/05/24 10:40	BCB	EET SAV
Total/NA	Analysis	7470A		1			825982	03/05/24 15:11	BJB	EET SAV
	Instrument ID: QuickTrace2									
Total/NA	Analysis	2320B-2011		1			825906	03/04/24 20:01	PG	EET SAV
	Instrument ID: MANTECH 2									
Total/NA	Analysis	2540C-2011		1	200 mL	200 mL	825918	03/05/24 15:10	PG	EET SAV
	Instrument ID: NOEQUIP									

Laboratory References:

EET SAV = Eurofins Savannah, 5102 LaRoche Avenue, Savannah, GA 31404, TEL (912)354-7858

Accreditation/Certification Summary

Client: Southern Company
Project/Site: CCR - Plant Scherer Cell 1

Job ID: 680-247345-1

Laboratory: Eurofins Savannah

The accreditations/certifications listed below are applicable to this report.

Authority	Program	Identification Number	Expiration Date
Florida	NELAP	E87052	06-30-24
Georgia	State	E87052	06-30-24

Method Summary

Client: Southern Company
Project/Site: CCR - Plant Scherer Cell 1

Job ID: 680-247345-1

Method	Method Description	Protocol	Laboratory
300.0-1993 R2.1	Anions, Ion Chromatography	MCAWW	EET SAV
6020B	Metals (ICP/MS)	SW846	EET SAV
7470A	Mercury (CVAA)	SW846	EET SAV
2320B-2011	Alkalinity, Total	SM	EET SAV
2540C-2011	Total Dissolved Solids (Dried at 180 °C)	SM	EET SAV
3005A	Preparation, Total Recoverable or Dissolved Metals	SW846	EET SAV
7470A	Preparation, Mercury	SW846	EET SAV

Protocol References:

MCAWW = "Methods For Chemical Analysis Of Water And Wastes", EPA-600/4-79-020, March 1983 And Subsequent Revisions.

SM = "Standard Methods For The Examination Of Water And Wastewater"

SW846 = "Test Methods For Evaluating Solid Waste, Physical/Chemical Methods", Third Edition, November 1986 And Its Updates.

Laboratory References:

EET SAV = Eurofins Savannah, 5102 LaRoche Avenue, Savannah, GA 31404, TEL (912)354-7858

Eurofins Savannah
5102 LaRoche Avenue
Savannah, GA 31404
Phone (912) 354-7858 Phone (912) 352-0165

Chain of Custody Record

eurofins | Environment Testing

Client Information	Sampler(s): Mark Mann	Lab PM / Phone: David Fuller / 770-344-8986	Carrier Tracking No(s):	COC No:
Client Contact: Joju Abraham	Site-Project Manager / Phone: Dawn Prell / 248-536-5445	E-Mail: David.Fuller@et.eurofinsus.com	State of Origin: GA	Page: Page 1 of 1
Company: Southern Company				Job #:
Address: 241 Ralph McGill Blvd SE B10185	Due Date Requested:			
City: Atlanta	TAT Requested (days): 2 weeks			
State, Zip: GA, 30308	Compliance Project: Δ Yes Δ No			
Phone:	Lab Project #: (DO NOT REMOVE) 68027798			
Email: JAbraham@southernco.com	Lab PO #: GPC82130-0006 / PO Line #3			
Project Name: CCR - Plant Scherer Cell 1	Project #:			
Site:				

Analysis Requested

Preservation Codes:
A - HCL, B - NaOH, C - Zn Acetate, D - Nitric Acid, E - NaHSO4, F - MeOH, G - Amchlor, H - Ascorbic Acid, I - Ice, J - DI Water, K - EDTA, L - EDA
M - Hexane, N - None, O - AsNaO2, P - Na2O4S, Q - Na2SO3, R - Na2S2O3, S - H2SO4, T - TSP Dodecahydrate, U - Acetone, V - MCAA, W - pH 4-5, Y - Trizma, Z - other (specify)
Other:

Task_Code: SCH-CCR-ASSMT-2024S1

Special Instructions/Notes:

Sample Identification	Sample Date	Sample Time	Sample Type (C=comp, G=grab)	Matrix (W=water, S=solid, O=waste/oil, BT=Tissue, A=Air)	Field Filtered Sample (Yes or No)	Perform MS/MSD (Yes or No)	300_ORGFM_28D - Chloride, Fluoride, Sulfate	2540C - Solids, Total Dissolved (TDS)	6020B - App III, State (15) Metals + Cations (Mg, K, Na)	7470A - Mercury	2320B - Alkalinity, Total, Carb/Bicarb	Total Number of containers	Special Instructions/Notes
			Preservation Code:				N	N	D	D	N		
SCH-GWA-16	2/28/24	16:15	G	WG	N	N	X	X	X	X	X	4	
SCH-GWA-17	2/28/24	16:35	G	WG	N	N	X	X	X	X	X	4	

680-247345 Chain of Custody

Possible Hazard Identification
☐ *Non-Hazard* ☐ *Flammable* ☐ *Skin Irritant* ☐ *Poison B* ☐ *Unknown* ☐ *Radiological*

Sample Disposal (A fee may be assessed if samples are retained longer than 1 month)
☐ *Return To Client* ☐ *Disposal By Lab* ☐ *Archive For* _____ *Months*

Deliverable Requested: I, II, III, IV, Other (specify)

Special Instructions/QC Requirements:

Empty Kit Relinquished by:	Date:	Time:	Method of Shipment:

Relinquished by	Date/Time	Company	Received by	Date/Time	Company
MARK MANN / [signature]	02/29/24 0820	NSP	E Cook [signature]	2/29/24 8:20	
			[signature]	02/29/24 1214	
				3.2/3.2	

Custody Seals Intact: Δ Yes Δ No	Custody Seal No.:	Cooler Temperature(s) °C and Other Remarks:

Ver: 01/16/2019

3/18/2024

Login Sample Receipt Checklist

Client: Southern Company

Job Number: 680-247345-1

Login Number: 247345

List Source: Eurofins Savannah

List Number: 1

Creator: Johnson, Corey M

Question	Answer	Comment
Radioactivity wasn't checked or is </= background as measured by a survey meter.	N/A	
The cooler's custody seal, if present, is intact.	True	
Sample custody seals, if present, are intact.	True	
The cooler or samples do not appear to have been compromised or tampered with.	True	
Samples were received on ice.	True	
Cooler Temperature is acceptable.	True	
Cooler Temperature is recorded.	True	
COC is present.	True	
COC is filled out in ink and legible.	True	
COC is filled out with all pertinent information.	True	
Is the Field Sampler's name present on COC?	True	
There are no discrepancies between the containers received and the COC.	True	
Samples are received within Holding Time (excluding tests with immediate HTs)	True	
Sample containers have legible labels.	True	
Containers are not broken or leaking.	True	
Sample collection date/times are provided.	True	
Appropriate sample containers are used.	True	
Sample bottles are completely filled.	True	
Sample Preservation Verified.	N/A	
There is sufficient vol. for all requested analyses, incl. any requested MS/MSDs	True	
Containers requiring zero headspace have no headspace or bubble is <6mm (1/4").	N/A	
Multiphasic samples are not present.	True	
Samples do not require splitting or compositing.	True	
Residual Chlorine Checked.	N/A	

eurofins | Environment Testing

ANALYTICAL REPORT

PREPARED FOR

Attn: Joju Abraham
Southern Company
241 Ralph McGill Blvd SE
B10185
Atlanta, Georgia 30308

Generated 3/8/2024 4:07:11 PM

JOB DESCRIPTION

CCR - Plant Scherer Cell 1

JOB NUMBER

680-247427-1

Eurofins Savannah
5102 LaRoche Avenue
Savannah GA 31404

See page two for job notes and contact information.

my EOL

Eurofins Savannah

Job Notes

This report may not be reproduced except in full, and with written approval from the laboratory. The results relate only to the samples tested. For questions please contact the Project Manager at the e-mail address or telephone number listed on this page.

The test results in this report relate only to the samples as received by the laboratory and will meet all requirements of the methodology, with any exceptions noted. This report shall not be reproduced except in full, without the express written approval of the laboratory. All questions should be directed to the Eurofins Environment Testing Southeast, LLC Project Manager.

Authorization

Generated
3/8/2024 4:07:11 PM

Authorized for release by
David Fuller, Project Manager
David.Fuller@et.eurofinsus.com
(770)344-8986

Definitions/Glossary

Client: Southern Company
Project/Site: CCR - Plant Scherer Cell 1

Job ID: 680-247427-1

Qualifiers

HPLC/IC

Qualifier	Qualifier Description
J	Result is less than the RL but greater than or equal to the MDL and the concentration is an approximate value.

Metals

Qualifier	Qualifier Description
B	Compound was found in the blank and sample.
J	Result is less than the RL but greater than or equal to the MDL and the concentration is an approximate value.

General Chemistry

Qualifier	Qualifier Description
F3	Duplicate RPD exceeds the control limit
J	Result is less than the RL but greater than or equal to the MDL and the concentration is an approximate value.

Glossary

Abbreviation	These commonly used abbreviations may or may not be present in this report.
¤	Listed under the "D" column to designate that the result is reported on a dry weight basis
%R	Percent Recovery
CFL	Contains Free Liquid
CFU	Colony Forming Unit
CNF	Contains No Free Liquid
DER	Duplicate Error Ratio (normalized absolute difference)
Dil Fac	Dilution Factor
DL	Detection Limit (DoD/DOE)
DL, RA, RE, IN	Indicates a Dilution, Re-analysis, Re-extraction, or additional Initial metals/anion analysis of the sample
DLC	Decision Level Concentration (Radiochemistry)
EDL	Estimated Detection Limit (Dioxin)
LOD	Limit of Detection (DoD/DOE)
LOQ	Limit of Quantitation (DoD/DOE)
MCL	EPA recommended "Maximum Contaminant Level"
MDA	Minimum Detectable Activity (Radiochemistry)
MDC	Minimum Detectable Concentration (Radiochemistry)
MDL	Method Detection Limit
ML	Minimum Level (Dioxin)
MPN	Most Probable Number
MQL	Method Quantitation Limit
NC	Not Calculated
ND	Not Detected at the reporting limit (or MDL or EDL if shown)
NEG	Negative / Absent
POS	Positive / Present
PQL	Practical Quantitation Limit
PRES	Presumptive
QC	Quality Control
RER	Relative Error Ratio (Radiochemistry)
RL	Reporting Limit or Requested Limit (Radiochemistry)
RPD	Relative Percent Difference, a measure of the relative difference between two points
TEF	Toxicity Equivalent Factor (Dioxin)
TEQ	Toxicity Equivalent Quotient (Dioxin)
TNTC	Too Numerous To Count

Sample Summary

Client: Southern Company
Project/Site: CCR - Plant Scherer Cell 1

Job ID: 680-247427-1

Lab Sample ID	Client Sample ID	Matrix	Collected	Received
680-247427-1	SCH-GWC-4	Water	02/29/24 09:35	03/02/24 09:41
680-247427-2	SCH-GWC-5	Water	02/29/24 11:15	03/02/24 09:41
680-247427-3	SCH-GWC-6	Water	02/29/24 13:25	03/02/24 09:41
680-247427-4	SCH-GWC-7	Water	02/29/24 14:30	03/02/24 09:41
680-247427-5	SCH-GWC-8A	Water	02/29/24 15:36	03/02/24 09:41
680-247427-6	SCH-GWC-11	Water	02/29/24 16:38	03/02/24 09:41
680-247427-7	SCH-GWC-12	Water	02/29/24 14:37	03/02/24 09:41
680-247427-8	SCH-GWC-18	Water	02/29/24 15:42	03/02/24 09:41
680-247427-9	SCH-GWC-19	Water	02/29/24 14:40	03/02/24 09:41
680-247427-10	SCH-CELL1-FD-5	Water	02/29/24 00:00	03/02/24 09:41
680-247427-11	SCH-CELL1-FD-6	Water	02/29/24 00:00	03/02/24 09:41
680-247427-12	SCH-CELL1-EB-5	Water	02/29/24 12:30	03/02/24 09:41
680-247427-13	SCH-CELL1-FB-5	Water	02/29/24 11:30	03/02/24 09:41
680-247427-14	SCH-CELL1-EB-6	Water	02/29/24 15:55	03/02/24 09:41
680-247427-15	SCH-CELL1-FB-6	Water	02/29/24 14:50	03/02/24 09:41
680-247427-16	SCH-GWC-20	Water	03/01/24 10:35	03/02/24 09:41
680-247427-17	SCH-GWC-1	Water	03/01/24 10:00	03/02/24 09:41
680-247427-18	SCH-GWC-9	Water	03/01/24 09:37	03/02/24 09:41
680-247427-19	SCH-GWC-13	Water	03/01/24 08:40	03/02/24 09:41
680-247427-20	SCH-GWC-14	Water	03/01/24 09:22	03/02/24 09:41
680-247427-21	SCH-GWC-2	Water	03/01/24 08:33	03/02/24 09:41
680-247427-22	SCH-GWC-10	Water	03/01/24 11:25	03/02/24 09:41

Job Narrative
680-247427-1

Analytical test results meet all requirements of the associated regulatory program listed on the Accreditation/Certification Summary Page unless otherwise noted under the individual analysis. Data qualifiers are applied to indicate exceptions. Noncompliant quality control (QC) is further explained in narrative comments.

- Matrix QC may not be reported if insufficient sample or site-specific QC samples were not submitted. In these situations, to demonstrate precision and accuracy at a batch level, a LCS/LCSD may be performed, unless otherwise specified in the method.
- Surrogate and/or isotope dilution analyte recoveries (if applicable) which are outside of the QC window are confirmed unless attributed to a dilution or otherwise noted in the narrative.

Regulated compliance samples (e.g. SDWA, NPDES) must comply with the associated agency requirements/permits.

Receipt
The samples were received on 3/2/2024 9:41 AM. Unless otherwise noted below, the samples arrived in good condition, and, where required, properly preserved and on ice. The temperatures of the 4 coolers at receipt time were 0.3°C, 0.5°C, 2.8°C and 2.8°C.

HPLC/IC
No additional analytical or quality issues were noted, other than those described above or in the Definitions/ Glossary page.

Metals
No additional analytical or quality issues were noted, other than those described above or in the Definitions/ Glossary page.

General Chemistry
Method 2540C: A lesser volume of sample was used for the following samples due to the nature of the sample matrix resulting in elevated reporting limits: SCH-GWC-4 (680-247427-1), SCH-GWC-5 (680-247427-2), SCH-GWC-8A (680-247427-5) and SCH-CELL1-FD-5 (680-247427-10).

Method 2540C: The sample duplicate precision for the following sample associated with analytical batch 680-826067 was outside control limits: (680-247418-A-3 DU). The associated Laboratory Control Sample / Laboratory Control Sample Duplicate (LCS/LCSD) precision met acceptance criteria.

No additional analytical or quality issues were noted, other than those described above or in the Definitions/ Glossary page.

Client Sample Results

Client: Southern Company
Project/Site: CCR - Plant Scherer Cell 1

Job ID: 680-247427-1

Client Sample ID: SCH-GWC-4

Lab Sample ID: 680-247427-1
Matrix: Water
Date Collected: 02/29/24 09:35
Date Received: 03/02/24 09:41

Method: EPA 300.0 - Anions, Ion Chromatography

Analyte	Result	Qualifier	RL	MDL	Unit	D	Prepared	Analyzed	Dil Fac
Chloride	**21**		2.0	0.40	mg/L			03/07/24 02:06	2
Fluoride	<0.40		0.80	0.40	mg/L			03/07/24 02:06	2
Sulfate	**84**		2.0	1.0	mg/L			03/07/24 02:06	2

Method: SW846 6020B - Metals (ICP/MS) - Total Recoverable

Analyte	Result	Qualifier	RL	MDL	Unit	D	Prepared	Analyzed	Dil Fac
Antimony	<0.00034		0.0020	0.00034	mg/L		03/04/24 06:05	03/04/24 15:08	1
Arsenic	<0.00086		0.0010	0.00086	mg/L		03/04/24 06:05	03/04/24 15:08	1
Barium	**0.10**		0.010	0.00089	mg/L		03/04/24 06:05	03/04/24 15:08	1
Beryllium	<0.00020		0.0025	0.00020	mg/L		03/04/24 06:05	03/04/24 15:08	1
Boron	<0.022		0.080	0.022	mg/L		03/04/24 06:05	03/04/24 15:08	1
Cadmium	<0.000078		0.0025	0.000078	mg/L		03/04/24 06:05	03/04/24 15:08	1
Calcium	**31**		0.50	0.14	mg/L		03/04/24 06:05	03/04/24 15:08	1
Chromium	**0.0038**		0.0020	0.0012	mg/L		03/04/24 06:05	03/04/24 15:08	1
Cobalt	<0.00022		0.0025	0.00022	mg/L		03/04/24 06:05	03/04/24 15:08	1
Copper	<0.0011		0.0020	0.0011	mg/L		03/04/24 06:05	03/04/24 15:08	1
Lead	<0.00021		0.0010	0.00021	mg/L		03/04/24 06:05	03/04/24 15:08	1
Magnesium	**19**		0.50	0.023	mg/L		03/04/24 06:05	03/04/24 15:08	1
Nickel	**0.0015**	**B**	0.0010	0.00042	mg/L		03/04/24 06:05	03/04/24 15:08	1
Potassium	**1.8**		0.50	0.044	mg/L		03/04/24 06:05	03/04/24 15:08	1
Selenium	**0.0042**	**J**	0.0050	0.00099	mg/L		03/04/24 06:05	03/04/24 15:08	1
Silver	<0.00039		0.0010	0.00039	mg/L		03/04/24 06:05	03/04/24 15:08	1
Sodium	**15**		0.50	0.20	mg/L		03/04/24 06:05	03/04/24 15:08	1
Thallium	<0.00026		0.0010	0.00026	mg/L		03/04/24 06:05	03/04/24 15:08	1
Vanadium	**0.0049**		0.0020	0.00063	mg/L		03/04/24 06:05	03/04/24 15:08	1
Zinc	<0.0028		0.0050	0.0028	mg/L		03/04/24 06:05	03/04/24 15:08	1

Method: SW846 7470A - Mercury (CVAA)

Analyte	Result	Qualifier	RL	MDL	Unit	D	Prepared	Analyzed	Dil Fac
Mercury	<0.000080		0.00020	0.000080	mg/L		03/07/24 09:53	03/07/24 17:13	1

General Chemistry

Analyte	Result	Qualifier	RL	MDL	Unit	D	Prepared	Analyzed	Dil Fac
Total Alkalinity as CaCO3 to pH 4.5 (SM 2320B-2011)	**63**		5.0	2.2	mg/L			03/05/24 01:20	1
Bicarbonate Alkalinity as CaCO3 (SM 2320B-2011)	**63**		5.0	5.0	mg/L			03/05/24 01:20	1
Carbonate Alkalinity as CaCO3 (SM 2320B-2011)	<5.0		5.0	5.0	mg/L			03/05/24 01:20	1
Total Dissolved Solids (SM 2540C-2011)	**260**		40	40	mg/L			03/06/24 10:46	1

Client Sample ID: SCH-GWC-5

Lab Sample ID: 680-247427-2
Matrix: Water
Date Collected: 02/29/24 11:15
Date Received: 03/02/24 09:41

Method: EPA 300.0 - Anions, Ion Chromatography

Analyte	Result	Qualifier	RL	MDL	Unit	D	Prepared	Analyzed	Dil Fac
Chloride	**8.2**		2.0	0.40	mg/L			03/07/24 02:23	2
Fluoride	<0.40		0.80	0.40	mg/L			03/07/24 02:23	2
Sulfate	**75**		2.0	1.0	mg/L			03/07/24 02:23	2

Client Sample Results

Client: Southern Company
Project/Site: CCR - Plant Scherer Cell 1

Job ID: 680-247427-1

Client Sample ID: SCH-GWC-5

Lab Sample ID: 680-247427-2
Matrix: Water
Date Collected: 02/29/24 11:15
Date Received: 03/02/24 09:41

Method: SW846 6020B - Metals (ICP/MS) - Total Recoverable

Analyte	Result	Qualifier	RL	MDL	Unit	D	Prepared	Analyzed	Dil Fac
Antimony	<0.00034		0.0020	0.00034	mg/L		03/04/24 06:05	03/04/24 15:00	1
Arsenic	<0.00086		0.0010	0.00086	mg/L		03/04/24 06:05	03/04/24 15:00	1
Barium	**0.042**		0.010	0.00089	mg/L		03/04/24 06:05	03/04/24 15:00	1
Beryllium	<0.00020		0.0025	0.00020	mg/L		03/04/24 06:05	03/04/24 15:00	1
Boron	**0.17**	**B**	0.080	0.022	mg/L		03/04/24 06:05	03/04/24 15:00	1
Cadmium	<0.000078		0.0025	0.000078	mg/L		03/04/24 06:05	03/04/24 15:00	1
Calcium	**30**		0.50	0.14	mg/L		03/04/24 06:05	03/04/24 15:00	1
Chromium	**0.0074**		0.0020	0.0012	mg/L		03/04/24 06:05	03/04/24 15:00	1
Cobalt	<0.00022		0.0025	0.00022	mg/L		03/04/24 06:05	03/04/24 15:00	1
Copper	<0.0011		0.0020	0.0011	mg/L		03/04/24 06:05	03/04/24 15:00	1
Lead	<0.00021		0.0010	0.00021	mg/L		03/04/24 06:05	03/04/24 15:00	1
Magnesium	**16**		0.50	0.023	mg/L		03/04/24 06:05	03/04/24 15:00	1
Nickel	**0.00049**	**J B**	0.0010	0.00042	mg/L		03/04/24 06:05	03/04/24 15:00	1
Potassium	**1.1**		0.50	0.044	mg/L		03/04/24 06:05	03/04/24 15:00	1
Selenium	**0.0018**	**J**	0.0050	0.00099	mg/L		03/04/24 06:05	03/04/24 15:00	1
Silver	<0.00039		0.0010	0.00039	mg/L		03/04/24 06:05	03/04/24 15:00	1
Sodium	**14**		0.50	0.20	mg/L		03/04/24 06:05	03/04/24 15:00	1
Thallium	<0.00026		0.0010	0.00026	mg/L		03/04/24 06:05	03/04/24 15:00	1
Vanadium	**0.0029**		0.0020	0.00063	mg/L		03/04/24 06:05	03/04/24 15:00	1
Zinc	<0.0028		0.0050	0.0028	mg/L		03/04/24 06:05	03/04/24 15:00	1

Method: SW846 7470A - Mercury (CVAA)

Analyte	Result	Qualifier	RL	MDL	Unit	D	Prepared	Analyzed	Dil Fac
Mercury	<0.000080		0.00020	0.000080	mg/L		03/07/24 09:53	03/07/24 17:19	1

General Chemistry

Analyte	Result	Qualifier	RL	MDL	Unit	D	Prepared	Analyzed	Dil Fac
Total Alkalinity as CaCO3 to pH 4.5 (SM 2320B-2011)	**73**		5.0	2.2	mg/L			03/04/24 23:46	1
Bicarbonate Alkalinity as CaCO3 (SM 2320B-2011)	**73**		5.0	5.0	mg/L			03/04/24 23:46	1
Carbonate Alkalinity as CaCO3 (SM 2320B-2011)	<5.0		5.0	5.0	mg/L			03/04/24 23:46	1
Total Dissolved Solids (SM 2540C-2011)	**190**		40	40	mg/L			03/06/24 10:46	1

Client Sample ID: SCH-GWC-6

Lab Sample ID: 680-247427-3
Matrix: Water
Date Collected: 02/29/24 13:25
Date Received: 03/02/24 09:41

Method: EPA 300.0 - Anions, Ion Chromatography

Analyte	Result	Qualifier	RL	MDL	Unit	D	Prepared	Analyzed	Dil Fac
Chloride	**7.0**		1.0	0.20	mg/L			03/07/24 02:40	1
Fluoride	<0.20		0.40	0.20	mg/L			03/07/24 02:40	1
Sulfate	**25**		1.0	0.50	mg/L			03/07/24 02:40	1

Method: SW846 6020B - Metals (ICP/MS) - Total Recoverable

Analyte	Result	Qualifier	RL	MDL	Unit	D	Prepared	Analyzed	Dil Fac
Antimony	<0.00034		0.0020	0.00034	mg/L		03/04/24 06:05	03/04/24 14:28	1
Arsenic	<0.00086		0.0010	0.00086	mg/L		03/04/24 06:05	03/04/24 14:28	1
Barium	**0.060**		0.010	0.00089	mg/L		03/04/24 06:05	03/04/24 14:28	1
Beryllium	<0.00020		0.0025	0.00020	mg/L		03/04/24 06:05	03/04/24 14:28	1

Client Sample ID: SCH-GWC-6

Lab Sample ID: 680-247427-3

Date Collected: 02/29/24 13:25

Matrix: Water

Date Received: 03/02/24 09:41

Method: SW846 6020B - Metals (ICP/MS) - Total Recoverable (Continued)

Analyte	Result	Qualifier	RL	MDL	Unit	D	Prepared	Analyzed	Dil Fac
Boron	<0.022		0.080	0.022	mg/L		03/04/24 06:05	03/04/24 14:28	1
Cadmium	<0.000078		0.0025	0.000078	mg/L		03/04/24 06:05	03/04/24 14:28	1
Calcium	**20**		0.50	0.14	mg/L		03/04/24 06:05	03/04/24 14:28	1
Chromium	**0.0051**		0.0020	0.0012	mg/L		03/04/24 06:05	03/04/24 14:28	1
Cobalt	<0.00022		0.0025	0.00022	mg/L		03/04/24 06:05	03/04/24 14:28	1
Copper	<0.0011		0.0020	0.0011	mg/L		03/04/24 06:05	03/04/24 14:28	1
Lead	<0.00021		0.0010	0.00021	mg/L		03/04/24 06:05	03/04/24 14:28	1
Magnesium	**9.6**		0.50	0.023	mg/L		03/04/24 06:05	03/04/24 14:28	1
Nickel	**0.00098**	**J B**	0.0010	0.00042	mg/L		03/04/24 06:05	03/04/24 14:28	1
Potassium	**1.8**		0.50	0.044	mg/L		03/04/24 06:05	03/04/24 14:28	1
Selenium	<0.00099		0.0050	0.00099	mg/L		03/04/24 06:05	03/04/24 14:28	1
Silver	<0.00039		0.0010	0.00039	mg/L		03/04/24 06:05	03/04/24 14:28	1
Sodium	**11**		0.50	0.20	mg/L		03/04/24 06:05	03/04/24 14:28	1
Thallium	<0.00026		0.0010	0.00026	mg/L		03/04/24 06:05	03/04/24 14:28	1
Vanadium	**0.0093**		0.0020	0.00063	mg/L		03/04/24 06:05	03/04/24 14:28	1
Zinc	<0.0028		0.0050	0.0028	mg/L		03/04/24 06:05	03/04/24 14:28	1

Method: SW846 7470A - Mercury (CVAA)

Analyte	Result	Qualifier	RL	MDL	Unit	D	Prepared	Analyzed	Dil Fac
Mercury	<0.000080		0.00020	0.000080	mg/L		03/07/24 09:53	03/07/24 17:21	1

General Chemistry

Analyte	Result	Qualifier	RL	MDL	Unit	D	Prepared	Analyzed	Dil Fac
Total Alkalinity as CaCO3 to pH 4.5 (SM 2320B-2011)	**81**		5.0	2.2	mg/L			03/05/24 01:29	1
Bicarbonate Alkalinity as CaCO3 (SM 2320B-2011)	**81**		5.0	5.0	mg/L			03/05/24 01:29	1
Carbonate Alkalinity as CaCO3 (SM 2320B-2011)	<5.0		5.0	5.0	mg/L			03/05/24 01:29	1
Total Dissolved Solids (SM 2540C-2011)	**160**		10	10	mg/L			03/06/24 10:46	1

Client Sample ID: SCH-GWC-7

Lab Sample ID: 680-247427-4

Date Collected: 02/29/24 14:30

Matrix: Water

Date Received: 03/02/24 09:41

Method: EPA 300.0 - Anions, Ion Chromatography

Analyte	Result	Qualifier	RL	MDL	Unit	D	Prepared	Analyzed	Dil Fac
Chloride	**4.8**		1.0	0.20	mg/L			03/07/24 04:21	1
Fluoride	<0.20		0.40	0.20	mg/L			03/07/24 04:21	1
Sulfate	**1.5**		1.0	0.50	mg/L			03/07/24 04:21	1

Method: SW846 6020B - Metals (ICP/MS) - Total Recoverable

Analyte	Result	Qualifier	RL	MDL	Unit	D	Prepared	Analyzed	Dil Fac
Antimony	<0.00034		0.0020	0.00034	mg/L		03/04/24 06:05	03/04/24 14:31	1
Arsenic	<0.00086		0.0010	0.00086	mg/L		03/04/24 06:05	03/04/24 14:31	1
Barium	**0.041**		0.010	0.00089	mg/L		03/04/24 06:05	03/04/24 14:31	1
Beryllium	<0.00020		0.0025	0.00020	mg/L		03/04/24 06:05	03/04/24 14:31	1
Boron	<0.022		0.080	0.022	mg/L		03/04/24 06:05	03/04/24 14:31	1
Cadmium	<0.000078		0.0025	0.000078	mg/L		03/04/24 06:05	03/04/24 14:31	1
Calcium	**17**		0.50	0.14	mg/L		03/04/24 06:05	03/04/24 14:31	1
Chromium	**0.012**		0.0020	0.0012	mg/L		03/04/24 06:05	03/04/24 14:31	1

Client Sample ID: SCH-GWC-7

Lab Sample ID: 680-247427-4

Date Collected: 02/29/24 14:30

Matrix: Water

Date Received: 03/02/24 09:41

Method: SW846 6020B - Metals (ICP/MS) - Total Recoverable (Continued)

Analyte	Result	Qualifier	RL	MDL	Unit	D	Prepared	Analyzed	Dil Fac
Cobalt	<0.00022		0.0025	0.00022	mg/L		03/04/24 06:05	03/04/24 14:31	1
Copper	<0.0011		0.0020	0.0011	mg/L		03/04/24 06:05	03/04/24 14:31	1
Lead	<0.00021		0.0010	0.00021	mg/L		03/04/24 06:05	03/04/24 14:31	1
Magnesium	**8.0**		0.50	0.023	mg/L		03/04/24 06:05	03/04/24 14:31	1
Nickel	<0.00042		0.0010	0.00042	mg/L		03/04/24 06:05	03/04/24 14:31	1
Potassium	**1.2**		0.50	0.044	mg/L		03/04/24 06:05	03/04/24 14:31	1
Selenium	<0.00099		0.0050	0.00099	mg/L		03/04/24 06:05	03/04/24 14:31	1
Silver	<0.00039		0.0010	0.00039	mg/L		03/04/24 06:05	03/04/24 14:31	1
Sodium	**9.5**		0.50	0.20	mg/L		03/04/24 06:05	03/04/24 14:31	1
Thallium	<0.00026		0.0010	0.00026	mg/L		03/04/24 06:05	03/04/24 14:31	1
Vanadium	**0.013**		0.0020	0.00063	mg/L		03/04/24 06:05	03/04/24 14:31	1
Zinc	<0.0028		0.0050	0.0028	mg/L		03/04/24 06:05	03/04/24 14:31	1

Method: SW846 7470A - Mercury (CVAA)

Analyte	Result	Qualifier	RL	MDL	Unit	D	Prepared	Analyzed	Dil Fac
Mercury	<0.000080		0.00020	0.000080	mg/L		03/07/24 09:53	03/07/24 17:24	1

General Chemistry

Analyte	Result	Qualifier	RL	MDL	Unit	D	Prepared	Analyzed	Dil Fac
Total Alkalinity as CaCO3 to pH 4.5 (SM 2320B-2011)	**82**		5.0	2.2	mg/L			03/05/24 00:09	1
Bicarbonate Alkalinity as CaCO3 (SM 2320B-2011)	**82**		5.0	5.0	mg/L			03/05/24 00:09	1
Carbonate Alkalinity as CaCO3 (SM 2320B-2011)	<5.0		5.0	5.0	mg/L			03/05/24 00:09	1
Total Dissolved Solids (SM 2540C-2011)	**130**		10	10	mg/L			03/06/24 10:46	1

Client Sample ID: SCH-GWC-8A

Lab Sample ID: 680-247427-5

Date Collected: 02/29/24 15:36

Matrix: Water

Date Received: 03/02/24 09:41

Method: EPA 300.0 - Anions, Ion Chromatography

Analyte	Result	Qualifier	RL	MDL	Unit	D	Prepared	Analyzed	Dil Fac
Chloride	**8.1**		1.0	0.20	mg/L			03/07/24 05:12	1
Fluoride	<0.20		0.40	0.20	mg/L			03/07/24 05:12	1
Sulfate	**18**		1.0	0.50	mg/L			03/07/24 05:12	1

Method: SW846 6020B - Metals (ICP/MS) - Total Recoverable

Analyte	Result	Qualifier	RL	MDL	Unit	D	Prepared	Analyzed	Dil Fac
Antimony	<0.00034		0.0020	0.00034	mg/L		03/04/24 06:05	03/04/24 15:03	1
Arsenic	**0.00089**	**J**	0.0010	0.00086	mg/L		03/04/24 06:05	03/04/24 15:03	1
Barium	**0.042**		0.010	0.00089	mg/L		03/04/24 06:05	03/04/24 15:03	1
Beryllium	<0.00020		0.0025	0.00020	mg/L		03/04/24 06:05	03/04/24 15:03	1
Boron	**0.15**	**B**	0.080	0.022	mg/L		03/04/24 06:05	03/04/24 15:03	1
Cadmium	<0.000078		0.0025	0.000078	mg/L		03/04/24 06:05	03/04/24 15:03	1
Calcium	**49**		0.50	0.14	mg/L		03/04/24 06:05	03/04/24 15:03	1
Chromium	<0.0012		0.0020	0.0012	mg/L		03/04/24 06:05	03/04/24 15:03	1
Cobalt	**0.0031**		0.0025	0.00022	mg/L		03/04/24 06:05	03/04/24 15:03	1
Copper	<0.0011		0.0020	0.0011	mg/L		03/04/24 06:05	03/04/24 15:03	1
Lead	**0.00021**	**J**	0.0010	0.00021	mg/L		03/04/24 06:05	03/04/24 15:03	1
Magnesium	**24**		0.50	0.023	mg/L		03/04/24 06:05	03/04/24 15:03	1

Client Sample ID: SCH-GWC-8A

Lab Sample ID: 680-247427-5

Date Collected: 02/29/24 15:36

Matrix: Water

Date Received: 03/02/24 09:41

Method: SW846 6020B - Metals (ICP/MS) - Total Recoverable (Continued)

Analyte	Result	Qualifier	RL	MDL	Unit	D	Prepared	Analyzed	Dil Fac
Nickel	**0.0055**	**B**	0.0010	0.00042	mg/L		03/04/24 06:05	03/04/24 15:03	1
Potassium	**2.3**		0.50	0.044	mg/L		03/04/24 06:05	03/04/24 15:03	1
Selenium	<0.00099		0.0050	0.00099	mg/L		03/04/24 06:05	03/04/24 15:03	1
Silver	<0.00039		0.0010	0.00039	mg/L		03/04/24 06:05	03/04/24 15:03	1
Sodium	**15**		0.50	0.20	mg/L		03/04/24 06:05	03/04/24 15:03	1
Thallium	<0.00026		0.0010	0.00026	mg/L		03/04/24 06:05	03/04/24 15:03	1
Vanadium	<0.00063		0.0020	0.00063	mg/L		03/04/24 06:05	03/04/24 15:03	1
Zinc	<0.0028		0.0050	0.0028	mg/L		03/04/24 06:05	03/04/24 15:03	1

Method: SW846 7470A - Mercury (CVAA)

Analyte	Result	Qualifier	RL	MDL	Unit	D	Prepared	Analyzed	Dil Fac
Mercury	<0.000080		0.00020	0.000080	mg/L		03/07/24 09:53	03/07/24 17:26	1

General Chemistry

Analyte	Result	Qualifier	RL	MDL	Unit	D	Prepared	Analyzed	Dil Fac
Total Alkalinity as CaCO3 to pH 4.5 (SM 2320B-2011)	**230**		5.0	2.2	mg/L			03/05/24 01:48	1
Bicarbonate Alkalinity as CaCO3 (SM 2320B-2011)	**230**		5.0	5.0	mg/L			03/05/24 01:48	1
Carbonate Alkalinity as CaCO3 (SM 2320B-2011)	<5.0		5.0	5.0	mg/L			03/05/24 01:48	1
Total Dissolved Solids (SM 2540C-2011)	**270**		40	40	mg/L			03/06/24 10:46	1

Client Sample ID: SCH-GWC-11

Lab Sample ID: 680-247427-6

Date Collected: 02/29/24 16:38

Matrix: Water

Date Received: 03/02/24 09:41

Method: EPA 300.0 - Anions, Ion Chromatography

Analyte	Result	Qualifier	RL	MDL	Unit	D	Prepared	Analyzed	Dil Fac
Chloride	**2.2**		1.0	0.20	mg/L			03/07/24 05:29	1
Fluoride	<0.20		0.40	0.20	mg/L			03/07/24 05:29	1
Sulfate	<0.50		1.0	0.50	mg/L			03/07/24 05:29	1

Method: SW846 6020B - Metals (ICP/MS) - Total Recoverable

Analyte	Result	Qualifier	RL	MDL	Unit	D	Prepared	Analyzed	Dil Fac
Antimony	<0.00034		0.0020	0.00034	mg/L		03/04/24 06:05	03/04/24 15:37	1
Arsenic	<0.00086		0.0010	0.00086	mg/L		03/04/24 06:05	03/04/24 15:37	1
Barium	**0.020**		0.010	0.00089	mg/L		03/04/24 06:05	03/04/24 15:37	1
Beryllium	<0.00020		0.0025	0.00020	mg/L		03/04/24 06:05	03/04/24 15:37	1
Boron	<0.022		0.080	0.022	mg/L		03/04/24 06:05	03/04/24 15:37	1
Cadmium	<0.000078		0.0025	0.000078	mg/L		03/04/24 06:05	03/04/24 15:37	1
Calcium	**14**		0.50	0.14	mg/L		03/04/24 06:05	03/04/24 15:37	1
Chromium	**0.0086**		0.0020	0.0012	mg/L		03/04/24 06:05	03/04/24 15:37	1
Cobalt	<0.00022		0.0025	0.00022	mg/L		03/04/24 06:05	03/04/24 15:37	1
Copper	<0.0011		0.0020	0.0011	mg/L		03/04/24 06:05	03/04/24 15:37	1
Lead	**0.0012**		0.0010	0.00021	mg/L		03/04/24 06:05	03/04/24 15:37	1
Magnesium	**7.3**		0.50	0.023	mg/L		03/04/24 06:05	03/04/24 15:37	1
Nickel	**0.00099**	**J**	0.0010	0.00042	mg/L		03/04/24 06:05	03/04/24 15:37	1
Potassium	**0.85**		0.50	0.044	mg/L		03/04/24 06:05	03/04/24 15:37	1
Selenium	<0.00099		0.0050	0.00099	mg/L		03/04/24 06:05	03/04/24 15:37	1
Silver	<0.00039		0.0010	0.00039	mg/L		03/04/24 06:05	03/04/24 15:37	1

Client Sample Results

Client: Southern Company
Project/Site: CCR - Plant Scherer Cell 1

Job ID: 680-247427-1

Client Sample ID: SCH-GWC-11

Lab Sample ID: 680-247427-6
Matrix: Water
Date Collected: 02/29/24 16:38
Date Received: 03/02/24 09:41

Method: SW846 6020B - Metals (ICP/MS) - Total Recoverable (Continued)

Analyte	Result	Qualifier	RL	MDL	Unit	D	Prepared	Analyzed	Dil Fac
Sodium	**5.3**		0.50	0.20	mg/L		03/04/24 06:05	03/04/24 15:37	1
Thallium	<0.00026		0.0010	0.00026	mg/L		03/04/24 06:05	03/04/24 15:37	1
Vanadium	**0.011**		0.0020	0.00063	mg/L		03/04/24 06:05	03/04/24 15:37	1
Zinc	**0.0036**	**J**	0.0050	0.0028	mg/L		03/04/24 06:05	03/04/24 15:37	1

Method: SW846 7470A - Mercury (CVAA)

Analyte	Result	Qualifier	RL	MDL	Unit	D	Prepared	Analyzed	Dil Fac
Mercury	<0.000080		0.00020	0.000080	mg/L		03/05/24 11:18	03/05/24 17:22	1

General Chemistry

Analyte	Result	Qualifier	RL	MDL	Unit	D	Prepared	Analyzed	Dil Fac
Total Alkalinity as CaCO3 to pH 4.5 (SM 2320B-2011)	**73**		5.0	2.2	mg/L			03/05/24 01:37	1
Bicarbonate Alkalinity as CaCO3 (SM 2320B-2011)	**73**		5.0	5.0	mg/L			03/05/24 01:37	1
Carbonate Alkalinity as CaCO3 (SM 2320B-2011)	<5.0		5.0	5.0	mg/L			03/05/24 01:37	1
Total Dissolved Solids (SM 2540C-2011)	**110**		10	10	mg/L			03/06/24 10:46	1

Client Sample ID: SCH-GWC-12

Lab Sample ID: 680-247427-7
Matrix: Water
Date Collected: 02/29/24 14:37
Date Received: 03/02/24 09:41

Method: EPA 300.0 - Anions, Ion Chromatography

Analyte	Result	Qualifier	RL	MDL	Unit	D	Prepared	Analyzed	Dil Fac
Chloride	**2.3**		1.0	0.20	mg/L			03/07/24 05:46	1
Fluoride	<0.20		0.40	0.20	mg/L			03/07/24 05:46	1
Sulfate	<0.50		1.0	0.50	mg/L			03/07/24 05:46	1

Method: SW846 6020B - Metals (ICP/MS) - Total Recoverable

Analyte	Result	Qualifier	RL	MDL	Unit	D	Prepared	Analyzed	Dil Fac
Antimony	<0.00034		0.0020	0.00034	mg/L		03/04/24 06:05	03/04/24 13:57	1
Arsenic	<0.00086		0.0010	0.00086	mg/L		03/04/24 06:05	03/04/24 13:57	1
Barium	**0.019**		0.010	0.00089	mg/L		03/04/24 06:05	03/04/24 13:57	1
Beryllium	<0.00020		0.0025	0.00020	mg/L		03/04/24 06:05	03/04/24 13:57	1
Boron	**0.024**	**J**	0.080	0.022	mg/L		03/04/24 06:05	03/05/24 10:06	1
Cadmium	<0.000078		0.0025	0.000078	mg/L		03/04/24 06:05	03/04/24 13:57	1
Calcium	**1.4**		0.50	0.14	mg/L		03/04/24 06:05	03/04/24 13:57	1
Chromium	**0.0021**		0.0020	0.0012	mg/L		03/04/24 06:05	03/04/24 13:57	1
Cobalt	**0.00027**	**J**	0.0025	0.00022	mg/L		03/04/24 06:05	03/04/24 13:57	1
Copper	<0.0011		0.0020	0.0011	mg/L		03/04/24 06:05	03/04/24 13:57	1
Lead	<0.00021		0.0010	0.00021	mg/L		03/04/24 06:05	03/04/24 13:57	1
Magnesium	**1.0**		0.50	0.023	mg/L		03/04/24 06:05	03/04/24 13:57	1
Nickel	**0.00092**	**J B**	0.0010	0.00042	mg/L		03/04/24 06:05	03/04/24 13:57	1
Potassium	**0.37**	**J**	0.50	0.044	mg/L		03/04/24 06:05	03/04/24 13:57	1
Selenium	<0.00099		0.0050	0.00099	mg/L		03/04/24 06:05	03/04/24 13:57	1
Silver	<0.00039		0.0010	0.00039	mg/L		03/04/24 06:05	03/04/24 13:57	1
Sodium	**3.0**		0.50	0.20	mg/L		03/04/24 06:05	03/04/24 13:57	1
Thallium	<0.00026		0.0010	0.00026	mg/L		03/04/24 06:05	03/04/24 13:57	1
Vanadium	<0.00063		0.0020	0.00063	mg/L		03/04/24 06:05	03/04/24 13:57	1
Zinc	<0.0028		0.0050	0.0028	mg/L		03/04/24 06:05	03/04/24 13:57	1

Client Sample Results

Client: Southern Company
Project/Site: CCR - Plant Scherer Cell 1

Job ID: 680-247427-1

Client Sample ID: SCH-GWC-12

Lab Sample ID: 680-247427-7
Matrix: Water
Date Collected: 02/29/24 14:37
Date Received: 03/02/24 09:41

Method: SW846 7470A - Mercury (CVAA)

Analyte	Result	Qualifier	RL	MDL	Unit	D	Prepared	Analyzed	Dil Fac
Mercury	<0.000080		0.00020	0.000080	mg/L		03/05/24 13:17	03/06/24 11:17	1

General Chemistry

Analyte	Result	Qualifier	RL	MDL	Unit	D	Prepared	Analyzed	Dil Fac
Total Alkalinity as CaCO3 to pH 4.5 (SM 2320B-2011)	**12**		5.0	2.2	mg/L			03/04/24 20:50	1
Bicarbonate Alkalinity as CaCO3 (SM 2320B-2011)	**12**		5.0	5.0	mg/L			03/04/24 20:50	1
Carbonate Alkalinity as CaCO3 (SM 2320B-2011)	<5.0		5.0	5.0	mg/L			03/04/24 20:50	1
Total Dissolved Solids (SM 2540C-2011)	**32**		10	10	mg/L			03/06/24 10:46	1

Client Sample ID: SCH-GWC-18

Lab Sample ID: 680-247427-8
Matrix: Water
Date Collected: 02/29/24 15:42
Date Received: 03/02/24 09:41

Method: EPA 300.0 - Anions, Ion Chromatography

Analyte	Result	Qualifier	RL	MDL	Unit	D	Prepared	Analyzed	Dil Fac
Chloride	**3.2**		1.0	0.20	mg/L			03/07/24 06:03	1
Fluoride	<0.20		0.40	0.20	mg/L			03/07/24 06:03	1
Sulfate	**1.8**		1.0	0.50	mg/L			03/07/24 06:03	1

Method: SW846 6020B - Metals (ICP/MS) - Total Recoverable

Analyte	Result	Qualifier	RL	MDL	Unit	D	Prepared	Analyzed	Dil Fac
Antimony	<0.00034		0.0020	0.00034	mg/L		03/04/24 06:05	03/04/24 14:51	1
Arsenic	<0.00086		0.0010	0.00086	mg/L		03/04/24 06:05	03/04/24 14:51	1
Barium	**0.037**		0.010	0.00089	mg/L		03/04/24 06:05	03/04/24 14:51	1
Beryllium	<0.00020		0.0025	0.00020	mg/L		03/04/24 06:05	03/04/24 14:51	1
Boron	<0.022		0.080	0.022	mg/L		03/04/24 06:05	03/04/24 14:51	1
Cadmium	<0.000078		0.0025	0.000078	mg/L		03/04/24 06:05	03/04/24 14:51	1
Calcium	**11**		0.50	0.14	mg/L		03/04/24 06:05	03/04/24 14:51	1
Chromium	**0.013**		0.0020	0.0012	mg/L		03/04/24 06:05	03/04/24 14:51	1
Cobalt	<0.00022		0.0025	0.00022	mg/L		03/04/24 06:05	03/04/24 14:51	1
Copper	<0.0011		0.0020	0.0011	mg/L		03/04/24 06:05	03/04/24 14:51	1
Lead	<0.00021		0.0010	0.00021	mg/L		03/04/24 06:05	03/04/24 14:51	1
Magnesium	**5.2**		0.50	0.023	mg/L		03/04/24 06:05	03/04/24 14:51	1
Nickel	<0.00042		0.0010	0.00042	mg/L		03/04/24 06:05	03/04/24 14:51	1
Potassium	**0.78**		0.50	0.044	mg/L		03/04/24 06:05	03/04/24 14:51	1
Selenium	<0.00099		0.0050	0.00099	mg/L		03/04/24 06:05	03/04/24 14:51	1
Silver	<0.00039		0.0010	0.00039	mg/L		03/04/24 06:05	03/04/24 14:51	1
Sodium	**7.9**		0.50	0.20	mg/L		03/04/24 06:05	03/04/24 14:51	1
Thallium	<0.00026		0.0010	0.00026	mg/L		03/04/24 06:05	03/04/24 14:51	1
Vanadium	**0.0069**		0.0020	0.00063	mg/L		03/04/24 06:05	03/04/24 14:51	1
Zinc	**0.0032**	**J**	0.0050	0.0028	mg/L		03/04/24 06:05	03/04/24 14:51	1

Method: SW846 7470A - Mercury (CVAA)

Analyte	Result	Qualifier	RL	MDL	Unit	D	Prepared	Analyzed	Dil Fac
Mercury	<0.000080		0.00020	0.000080	mg/L		03/05/24 13:17	03/06/24 11:20	1

Client Sample ID: SCH-GWC-18

Lab Sample ID: 680-247427-8

Date Collected: 02/29/24 15:42
Matrix: Water
Date Received: 03/02/24 09:41

General Chemistry

Analyte	Result	Qualifier	RL	MDL	Unit	D	Prepared	Analyzed	Dil Fac
Total Alkalinity as CaCO3 to pH 4.5 (SM 2320B-2011)	66		5.0	2.2	mg/L			03/07/24 19:54	1
Bicarbonate Alkalinity as CaCO3 (SM 2320B-2011)	66		5.0	5.0	mg/L			03/07/24 19:54	1
Carbonate Alkalinity as CaCO3 (SM 2320B-2011)	<5.0		5.0	5.0	mg/L			03/07/24 19:54	1
Total Dissolved Solids (SM 2540C-2011)	96		10	10	mg/L			03/06/24 10:46	1

Client Sample ID: SCH-GWC-19

Lab Sample ID: 680-247427-9

Date Collected: 02/29/24 14:40
Matrix: Water
Date Received: 03/02/24 09:41

Method: EPA 300.0 - Anions, Ion Chromatography

Analyte	Result	Qualifier	RL	MDL	Unit	D	Prepared	Analyzed	Dil Fac
Chloride	3.1		1.0	0.20	mg/L			03/07/24 06:20	1
Fluoride	<0.20		0.40	0.20	mg/L			03/07/24 06:20	1
Sulfate	<0.50		1.0	0.50	mg/L			03/07/24 06:20	1

Method: SW846 6020B - Metals (ICP/MS) - Total Recoverable

Analyte	Result	Qualifier	RL	MDL	Unit	D	Prepared	Analyzed	Dil Fac
Antimony	<0.00034		0.0020	0.00034	mg/L		03/04/24 06:05	03/04/24 14:14	1
Arsenic	<0.00086		0.0010	0.00086	mg/L		03/04/24 06:05	03/04/24 14:14	1
Barium	0.033		0.010	0.00089	mg/L		03/04/24 06:05	03/04/24 14:14	1
Beryllium	<0.00020		0.0025	0.00020	mg/L		03/04/24 06:05	03/04/24 14:14	1
Boron	<0.022		0.080	0.022	mg/L		03/04/24 06:05	03/05/24 10:23	1
Cadmium	<0.000078		0.0025	0.000078	mg/L		03/04/24 06:05	03/04/24 14:14	1
Calcium	19		0.50	0.14	mg/L		03/04/24 06:05	03/04/24 14:14	1
Chromium	0.015		0.0020	0.0012	mg/L		03/04/24 06:05	03/04/24 14:14	1
Cobalt	<0.00022		0.0025	0.00022	mg/L		03/04/24 06:05	03/04/24 14:14	1
Copper	<0.0011		0.0020	0.0011	mg/L		03/04/24 06:05	03/04/24 14:14	1
Lead	<0.00021		0.0010	0.00021	mg/L		03/04/24 06:05	03/04/24 14:14	1
Magnesium	9.5		0.50	0.023	mg/L		03/04/24 06:05	03/04/24 14:14	1
Nickel	0.00067	J B	0.0010	0.00042	mg/L		03/04/24 06:05	03/04/24 14:14	1
Potassium	1.4		0.50	0.044	mg/L		03/04/24 06:05	03/04/24 14:14	1
Selenium	<0.00099		0.0050	0.00099	mg/L		03/04/24 06:05	03/04/24 14:14	1
Silver	<0.00039		0.0010	0.00039	mg/L		03/04/24 06:05	03/04/24 14:14	1
Sodium	10		0.50	0.20	mg/L		03/04/24 06:05	03/04/24 14:14	1
Thallium	<0.00026		0.0010	0.00026	mg/L		03/04/24 06:05	03/04/24 14:14	1
Vanadium	0.0078		0.0020	0.00063	mg/L		03/04/24 06:05	03/04/24 14:14	1
Zinc	<0.0028		0.0050	0.0028	mg/L		03/04/24 06:05	03/04/24 14:14	1

Method: SW846 7470A - Mercury (CVAA)

Analyte	Result	Qualifier	RL	MDL	Unit	D	Prepared	Analyzed	Dil Fac
Mercury	<0.000080		0.00020	0.000080	mg/L		03/05/24 11:18	03/05/24 17:53	1

General Chemistry

Analyte	Result	Qualifier	RL	MDL	Unit	D	Prepared	Analyzed	Dil Fac
Total Alkalinity as CaCO3 to pH 4.5 (SM 2320B-2011)	97		5.0	2.2	mg/L			03/07/24 21:33	1
Bicarbonate Alkalinity as CaCO3 (SM 2320B-2011)	97		5.0	5.0	mg/L			03/07/24 21:33	1

Client Sample ID: SCH-GWC-19

Lab Sample ID: 680-247427-9

Date Collected: 02/29/24 14:40

Matrix: Water

Date Received: 03/02/24 09:41

General Chemistry (Continued)

Analyte	Result	Qualifier	RL	MDL	Unit	D	Prepared	Analyzed	Dil Fac
Carbonate Alkalinity as CaCO3 (SM 2320B-2011)	<5.0		5.0	5.0	mg/L			03/07/24 21:33	1
Total Dissolved Solids (SM 2540C-2011)	**130**		10	10	mg/L			03/06/24 10:46	1

Client Sample ID: SCH-CELL1-FD-5

Lab Sample ID: 680-247427-10

Date Collected: 02/29/24 00:00

Matrix: Water

Date Received: 03/02/24 09:41

Method: EPA 300.0 - Anions, Ion Chromatography

Analyte	Result	Qualifier	RL	MDL	Unit	D	Prepared	Analyzed	Dil Fac
Chloride	**21**		5.0	1.0	mg/L			03/07/24 06:37	5
Fluoride	<1.0		2.0	1.0	mg/L			03/07/24 06:37	5
Sulfate	**84**		5.0	2.5	mg/L			03/07/24 06:37	5

Method: SW846 6020B - Metals (ICP/MS) - Total Recoverable

Analyte	Result	Qualifier	RL	MDL	Unit	D	Prepared	Analyzed	Dil Fac
Antimony	<0.00034		0.0020	0.00034	mg/L		03/04/24 06:05	03/04/24 14:17	1
Arsenic	<0.00086		0.0010	0.00086	mg/L		03/04/24 06:05	03/04/24 14:17	1
Barium	**0.11**		0.010	0.00089	mg/L		03/04/24 06:05	03/04/24 14:17	1
Beryllium	<0.00020		0.0025	0.00020	mg/L		03/04/24 06:05	03/04/24 14:17	1
Boron	<0.022		0.080	0.022	mg/L		03/04/24 06:05	03/05/24 10:26	1
Cadmium	<0.000078		0.0025	0.000078	mg/L		03/04/24 06:05	03/04/24 14:17	1
Calcium	**33**		0.50	0.14	mg/L		03/04/24 06:05	03/04/24 14:17	1
Chromium	**0.0040**		0.0020	0.0012	mg/L		03/04/24 06:05	03/04/24 14:17	1
Cobalt	<0.00022		0.0025	0.00022	mg/L		03/04/24 06:05	03/04/24 14:17	1
Copper	<0.0011		0.0020	0.0011	mg/L		03/04/24 06:05	03/04/24 14:17	1
Lead	<0.00021		0.0010	0.00021	mg/L		03/04/24 06:05	03/04/24 14:17	1
Magnesium	**20**		0.50	0.023	mg/L		03/04/24 06:05	03/04/24 14:17	1
Nickel	**0.0015**	**B**	0.0010	0.00042	mg/L		03/04/24 06:05	03/04/24 14:17	1
Potassium	**2.0**		0.50	0.044	mg/L		03/04/24 06:05	03/04/24 14:17	1
Selenium	**0.0044**	**J**	0.0050	0.00099	mg/L		03/04/24 06:05	03/04/24 14:17	1
Silver	<0.00039		0.0010	0.00039	mg/L		03/04/24 06:05	03/04/24 14:17	1
Sodium	**16**		0.50	0.20	mg/L		03/04/24 06:05	03/04/24 14:17	1
Thallium	<0.00026		0.0010	0.00026	mg/L		03/04/24 06:05	03/04/24 14:17	1
Vanadium	**0.0050**		0.0020	0.00063	mg/L		03/04/24 06:05	03/04/24 14:17	1
Zinc	<0.0028		0.0050	0.0028	mg/L		03/04/24 06:05	03/04/24 14:17	1

Method: SW846 7470A - Mercury (CVAA)

Analyte	Result	Qualifier	RL	MDL	Unit	D	Prepared	Analyzed	Dil Fac
Mercury	<0.000080		0.00020	0.000080	mg/L		03/07/24 11:59	03/08/24 12:29	1

General Chemistry

Analyte	Result	Qualifier	RL	MDL	Unit	D	Prepared	Analyzed	Dil Fac
Total Alkalinity as CaCO3 to pH 4.5 (SM 2320B-2011)	**43**		5.0	2.2	mg/L			03/07/24 20:46	1
Bicarbonate Alkalinity as CaCO3 (SM 2320B-2011)	**43**		5.0	5.0	mg/L			03/07/24 20:46	1
Carbonate Alkalinity as CaCO3 (SM 2320B-2011)	<5.0		5.0	5.0	mg/L			03/07/24 20:46	1
Total Dissolved Solids (SM 2540C-2011)	**250**		40	40	mg/L			03/06/24 10:46	1

Client Sample Results

Client: Southern Company
Project/Site: CCR - Plant Scherer Cell 1

Job ID: 680-247427-1

Client Sample ID: SCH-CELL1-FD-6

Lab Sample ID: 680-247427-11

Date Collected: 02/29/24 00:00
Matrix: Water
Date Received: 03/02/24 09:41

Method: EPA 300.0 - Anions, Ion Chromatography

Analyte	Result	Qualifier	RL	MDL	Unit	D	Prepared	Analyzed	Dil Fac
Chloride	**2.3**		1.0	0.20	mg/L			03/07/24 06:54	1
Fluoride	<0.20		0.40	0.20	mg/L			03/07/24 06:54	1
Sulfate	**0.52**	**J**	1.0	0.50	mg/L			03/07/24 06:54	1

Method: SW846 6020B - Metals (ICP/MS) - Total Recoverable

Analyte	Result	Qualifier	RL	MDL	Unit	D	Prepared	Analyzed	Dil Fac
Antimony	<0.00034		0.0020	0.00034	mg/L		03/04/24 06:05	03/04/24 14:34	1
Arsenic	<0.00086		0.0010	0.00086	mg/L		03/04/24 06:05	03/04/24 14:34	1
Barium	**0.019**		0.010	0.00089	mg/L		03/04/24 06:05	03/04/24 14:34	1
Beryllium	<0.00020		0.0025	0.00020	mg/L		03/04/24 06:05	03/04/24 14:34	1
Boron	<0.022		0.080	0.022	mg/L		03/04/24 06:05	03/04/24 14:34	1
Cadmium	<0.000078		0.0025	0.000078	mg/L		03/04/24 06:05	03/04/24 14:34	1
Calcium	**1.3**		0.50	0.14	mg/L		03/04/24 06:05	03/04/24 14:34	1
Chromium	**0.0023**		0.0020	0.0012	mg/L		03/04/24 06:05	03/04/24 14:34	1
Cobalt	**0.00024**	**J**	0.0025	0.00022	mg/L		03/04/24 06:05	03/04/24 14:34	1
Copper	<0.0011		0.0020	0.0011	mg/L		03/04/24 06:05	03/04/24 14:34	1
Lead	<0.00021		0.0010	0.00021	mg/L		03/04/24 06:05	03/04/24 14:34	1
Magnesium	**1.0**		0.50	0.023	mg/L		03/04/24 06:05	03/04/24 14:34	1
Nickel	**0.00093**	**J B**	0.0010	0.00042	mg/L		03/04/24 06:05	03/04/24 14:34	1
Potassium	**0.38**	**J**	0.50	0.044	mg/L		03/04/24 06:05	03/04/24 14:34	1
Selenium	<0.00099		0.0050	0.00099	mg/L		03/04/24 06:05	03/04/24 14:34	1
Silver	<0.00039		0.0010	0.00039	mg/L		03/04/24 06:05	03/04/24 14:34	1
Sodium	**3.0**		0.50	0.20	mg/L		03/04/24 06:05	03/04/24 14:34	1
Thallium	<0.00026		0.0010	0.00026	mg/L		03/04/24 06:05	03/04/24 14:34	1
Vanadium	<0.00063		0.0020	0.00063	mg/L		03/04/24 06:05	03/04/24 14:34	1
Zinc	<0.0028		0.0050	0.0028	mg/L		03/04/24 06:05	03/04/24 14:34	1

Method: SW846 7470A - Mercury (CVAA)

Analyte	Result	Qualifier	RL	MDL	Unit	D	Prepared	Analyzed	Dil Fac
Mercury	<0.000080		0.00020	0.000080	mg/L		03/07/24 10:55	03/08/24 12:02	1

General Chemistry

Analyte	Result	Qualifier	RL	MDL	Unit	D	Prepared	Analyzed	Dil Fac
Total Alkalinity as CaCO3 to pH 4.5 (SM 2320B-2011)	**9.7**		5.0	2.2	mg/L			03/07/24 20:33	1
Bicarbonate Alkalinity as CaCO3 (SM 2320B-2011)	**9.7**		5.0	5.0	mg/L			03/07/24 20:33	1
Carbonate Alkalinity as CaCO3 (SM 2320B-2011)	<5.0		5.0	5.0	mg/L			03/07/24 20:33	1
Total Dissolved Solids (SM 2540C-2011)	**31**		10	10	mg/L			03/07/24 14:52	1

Client Sample ID: SCH-CELL1-EB-5

Lab Sample ID: 680-247427-12

Date Collected: 02/29/24 12:30
Matrix: Water
Date Received: 03/02/24 09:41

Method: EPA 300.0 - Anions, Ion Chromatography

Analyte	Result	Qualifier	RL	MDL	Unit	D	Prepared	Analyzed	Dil Fac
Chloride	<0.20		1.0	0.20	mg/L			03/07/24 07:10	1
Fluoride	<0.20		0.40	0.20	mg/L			03/07/24 07:10	1
Sulfate	<0.50		1.0	0.50	mg/L			03/07/24 07:10	1

Client Sample ID: SCH-CELL1-EB-5

Lab Sample ID: 680-247427-12

Date Collected: 02/29/24 12:30

Matrix: Water

Date Received: 03/02/24 09:41

Method: SW846 6020B - Metals (ICP/MS) - Total Recoverable

Analyte	Result	Qualifier	RL	MDL	Unit	D	Prepared	Analyzed	Dil Fac
Antimony	<0.00034		0.0020	0.00034	mg/L		03/04/24 06:05	03/04/24 14:11	1
Arsenic	<0.00086		0.0010	0.00086	mg/L		03/04/24 06:05	03/04/24 14:11	1
Barium	<0.00089		0.010	0.00089	mg/L		03/04/24 06:05	03/04/24 14:11	1
Beryllium	<0.00020		0.0025	0.00020	mg/L		03/04/24 06:05	03/04/24 14:11	1
Boron	<0.022		0.080	0.022	mg/L		03/04/24 06:05	03/05/24 10:20	1
Cadmium	<0.000078		0.0025	0.000078	mg/L		03/04/24 06:05	03/04/24 14:11	1
Calcium	<0.14		0.50	0.14	mg/L		03/04/24 06:05	03/04/24 14:11	1
Chromium	<0.0012		0.0020	0.0012	mg/L		03/04/24 06:05	03/04/24 14:11	1
Cobalt	<0.00022		0.0025	0.00022	mg/L		03/04/24 06:05	03/04/24 14:11	1
Copper	<0.0011		0.0020	0.0011	mg/L		03/04/24 06:05	03/04/24 14:11	1
Lead	<0.00021		0.0010	0.00021	mg/L		03/04/24 06:05	03/04/24 14:11	1
Magnesium	<0.023		0.50	0.023	mg/L		03/04/24 06:05	03/04/24 14:11	1
Nickel	<0.00042		0.0010	0.00042	mg/L		03/04/24 06:05	03/04/24 14:11	1
Potassium	**0.14**	**J**	0.50	0.044	mg/L		03/04/24 06:05	03/04/24 14:11	1
Selenium	<0.00099		0.0050	0.00099	mg/L		03/04/24 06:05	03/04/24 14:11	1
Silver	<0.00039		0.0010	0.00039	mg/L		03/04/24 06:05	03/04/24 14:11	1
Sodium	<0.20		0.50	0.20	mg/L		03/04/24 06:05	03/04/24 14:11	1
Thallium	<0.00026		0.0010	0.00026	mg/L		03/04/24 06:05	03/04/24 14:11	1
Vanadium	<0.00063		0.0020	0.00063	mg/L		03/04/24 06:05	03/04/24 14:11	1
Zinc	**0.0040**	**J**	0.0050	0.0028	mg/L		03/04/24 06:05	03/04/24 14:11	1

Method: SW846 7470A - Mercury (CVAA)

Analyte	Result	Qualifier	RL	MDL	Unit	D	Prepared	Analyzed	Dil Fac
Mercury	<0.000080		0.00020	0.000080	mg/L		03/05/24 13:17	03/06/24 11:14	1

General Chemistry

Analyte	Result	Qualifier	RL	MDL	Unit	D	Prepared	Analyzed	Dil Fac
Total Alkalinity as CaCO3 to pH 4.5 (SM 2320B-2011)	<2.2		5.0	2.2	mg/L			03/07/24 20:38	1
Bicarbonate Alkalinity as CaCO3 (SM 2320B-2011)	<5.0		5.0	5.0	mg/L			03/07/24 20:38	1
Carbonate Alkalinity as CaCO3 (SM 2320B-2011)	<5.0		5.0	5.0	mg/L			03/07/24 20:38	1
Total Dissolved Solids (SM 2540C-2011)	<10		10	10	mg/L			03/07/24 14:52	1

Client Sample ID: SCH-CELL1-FB-5

Lab Sample ID: 680-247427-13

Date Collected: 02/29/24 11:30

Matrix: Water

Date Received: 03/02/24 09:41

Method: EPA 300.0 - Anions, Ion Chromatography

Analyte	Result	Qualifier	RL	MDL	Unit	D	Prepared	Analyzed	Dil Fac
Chloride	<0.20		1.0	0.20	mg/L			03/07/24 07:27	1
Fluoride	<0.20		0.40	0.20	mg/L			03/07/24 07:27	1
Sulfate	<0.50		1.0	0.50	mg/L			03/07/24 07:27	1

Method: SW846 6020B - Metals (ICP/MS) - Total Recoverable

Analyte	Result	Qualifier	RL	MDL	Unit	D	Prepared	Analyzed	Dil Fac
Antimony	<0.00034		0.0020	0.00034	mg/L		03/04/24 06:05	03/04/24 14:40	1
Arsenic	<0.00086		0.0010	0.00086	mg/L		03/04/24 06:05	03/04/24 14:40	1
Barium	<0.00089		0.010	0.00089	mg/L		03/04/24 06:05	03/04/24 14:40	1
Beryllium	<0.00020		0.0025	0.00020	mg/L		03/04/24 06:05	03/04/24 14:40	1

Client Sample ID: SCH-CELL1-FB-5

Lab Sample ID: 680-247427-13

Date Collected: 02/29/24 11:30

Matrix: Water

Date Received: 03/02/24 09:41

Method: SW846 6020B - Metals (ICP/MS) - Total Recoverable (Continued)

Analyte	Result	Qualifier	RL	MDL	Unit	D	Prepared	Analyzed	Dil Fac
Boron	<0.022		0.080	0.022	mg/L		03/04/24 06:05	03/04/24 14:40	1
Cadmium	<0.000078		0.0025	0.000078	mg/L		03/04/24 06:05	03/04/24 14:40	1
Calcium	<0.14		0.50	0.14	mg/L		03/04/24 06:05	03/04/24 14:40	1
Chromium	<0.0012		0.0020	0.0012	mg/L		03/04/24 06:05	03/04/24 14:40	1
Cobalt	<0.00022		0.0025	0.00022	mg/L		03/04/24 06:05	03/04/24 14:40	1
Copper	<0.0011		0.0020	0.0011	mg/L		03/04/24 06:05	03/04/24 14:40	1
Lead	<0.00021		0.0010	0.00021	mg/L		03/04/24 06:05	03/04/24 14:40	1
Magnesium	<0.023		0.50	0.023	mg/L		03/04/24 06:05	03/04/24 14:40	1
Nickel	<0.00042		0.0010	0.00042	mg/L		03/04/24 06:05	03/04/24 14:40	1
Potassium	<0.044		0.50	0.044	mg/L		03/04/24 06:05	03/04/24 14:40	1
Selenium	<0.00099		0.0050	0.00099	mg/L		03/04/24 06:05	03/04/24 14:40	1
Silver	<0.00039		0.0010	0.00039	mg/L		03/04/24 06:05	03/04/24 14:40	1
Sodium	<0.20		0.50	0.20	mg/L		03/04/24 06:05	03/04/24 14:40	1
Thallium	<0.00026		0.0010	0.00026	mg/L		03/04/24 06:05	03/04/24 14:40	1
Vanadium	<0.00063		0.0020	0.00063	mg/L		03/04/24 06:05	03/04/24 14:40	1
Zinc	<0.0028		0.0050	0.0028	mg/L		03/04/24 06:05	03/04/24 14:40	1

Method: SW846 7470A - Mercury (CVAA)

Analyte	Result	Qualifier	RL	MDL	Unit	D	Prepared	Analyzed	Dil Fac
Mercury	<0.000080		0.00020	0.000080	mg/L		03/07/24 10:55	03/08/24 11:21	1

General Chemistry

Analyte	Result	Qualifier	RL	MDL	Unit	D	Prepared	Analyzed	Dil Fac
Total Alkalinity as CaCO3 to pH 4.5 (SM 2320B-2011)	<2.2		5.0	2.2	mg/L			03/07/24 20:26	1
Bicarbonate Alkalinity as CaCO3 (SM 2320B-2011)	<5.0		5.0	5.0	mg/L			03/07/24 20:26	1
Carbonate Alkalinity as CaCO3 (SM 2320B-2011)	<5.0		5.0	5.0	mg/L			03/07/24 20:26	1
Total Dissolved Solids (SM 2540C-2011)	<10		10	10	mg/L			03/07/24 14:52	1

Client Sample ID: SCH-CELL1-EB-6

Lab Sample ID: 680-247427-14

Date Collected: 02/29/24 15:55

Matrix: Water

Date Received: 03/02/24 09:41

Method: EPA 300.0 - Anions, Ion Chromatography

Analyte	Result	Qualifier	RL	MDL	Unit	D	Prepared	Analyzed	Dil Fac
Chloride	<0.20		1.0	0.20	mg/L			03/07/24 16:53	1
Fluoride	<0.20		0.40	0.20	mg/L			03/07/24 16:53	1
Sulfate	<0.50		1.0	0.50	mg/L			03/07/24 16:53	1

Method: SW846 6020B - Metals (ICP/MS) - Total Recoverable

Analyte	Result	Qualifier	RL	MDL	Unit	D	Prepared	Analyzed	Dil Fac
Antimony	<0.00034		0.0020	0.00034	mg/L		03/04/24 06:05	03/04/24 14:26	1
Arsenic	<0.00086		0.0010	0.00086	mg/L		03/04/24 06:05	03/04/24 14:26	1
Barium	<0.00089		0.010	0.00089	mg/L		03/04/24 06:05	03/04/24 14:26	1
Beryllium	<0.00020		0.0025	0.00020	mg/L		03/04/24 06:05	03/04/24 14:26	1
Boron	<0.022		0.080	0.022	mg/L		03/04/24 06:05	03/04/24 14:26	1
Cadmium	<0.000078		0.0025	0.000078	mg/L		03/04/24 06:05	03/04/24 14:26	1
Calcium	<0.14		0.50	0.14	mg/L		03/04/24 06:05	03/04/24 14:26	1
Chromium	<0.0012		0.0020	0.0012	mg/L		03/04/24 06:05	03/04/24 14:26	1

Client Sample ID: SCH-CELL1-EB-6

Lab Sample ID: 680-247427-14

Date Collected: 02/29/24 15:55

Matrix: Water

Date Received: 03/02/24 09:41

Method: SW846 6020B - Metals (ICP/MS) - Total Recoverable (Continued)

Analyte	Result	Qualifier	RL	MDL	Unit	D	Prepared	Analyzed	Dil Fac
Cobalt	<0.00022		0.0025	0.00022	mg/L		03/04/24 06:05	03/04/24 14:26	1
Copper	<0.0011		0.0020	0.0011	mg/L		03/04/24 06:05	03/04/24 14:26	1
Lead	<0.00021		0.0010	0.00021	mg/L		03/04/24 06:05	03/04/24 14:26	1
Magnesium	<0.023		0.50	0.023	mg/L		03/04/24 06:05	03/04/24 14:26	1
Nickel	<0.00042		0.0010	0.00042	mg/L		03/04/24 06:05	03/04/24 14:26	1
Potassium	<0.044		0.50	0.044	mg/L		03/04/24 06:05	03/04/24 14:26	1
Selenium	<0.00099		0.0050	0.00099	mg/L		03/04/24 06:05	03/04/24 14:26	1
Silver	<0.00039		0.0010	0.00039	mg/L		03/04/24 06:05	03/04/24 14:26	1
Sodium	<0.20		0.50	0.20	mg/L		03/04/24 06:05	03/04/24 14:26	1
Thallium	<0.00026		0.0010	0.00026	mg/L		03/04/24 06:05	03/04/24 14:26	1
Vanadium	<0.00063		0.0020	0.00063	mg/L		03/04/24 06:05	03/04/24 14:26	1
Zinc	<0.0028		0.0050	0.0028	mg/L		03/04/24 06:05	03/04/24 14:26	1

Method: SW846 7470A - Mercury (CVAA)

Analyte	Result	Qualifier	RL	MDL	Unit	D	Prepared	Analyzed	Dil Fac
Mercury	<0.000080		0.00020	0.000080	mg/L		03/07/24 10:55	03/08/24 11:23	1

General Chemistry

Analyte	Result	Qualifier	RL	MDL	Unit	D	Prepared	Analyzed	Dil Fac
Total Alkalinity as CaCO3 to pH 4.5 (SM 2320B-2011)	**3.6**	**J**	5.0	2.2	mg/L			03/07/24 21:14	1
Bicarbonate Alkalinity as CaCO3 (SM 2320B-2011)	<5.0		5.0	5.0	mg/L			03/07/24 21:14	1
Carbonate Alkalinity as CaCO3 (SM 2320B-2011)	<5.0		5.0	5.0	mg/L			03/07/24 21:14	1
Total Dissolved Solids (SM 2540C-2011)	<10		10	10	mg/L			03/07/24 14:52	1

Client Sample ID: SCH-CELL1-FB-6

Lab Sample ID: 680-247427-15

Date Collected: 02/29/24 14:50

Matrix: Water

Date Received: 03/02/24 09:41

Method: EPA 300.0 - Anions, Ion Chromatography

Analyte	Result	Qualifier	RL	MDL	Unit	D	Prepared	Analyzed	Dil Fac
Chloride	<0.20		1.0	0.20	mg/L			03/07/24 17:54	1
Fluoride	<0.20		0.40	0.20	mg/L			03/07/24 17:54	1
Sulfate	<0.50		1.0	0.50	mg/L			03/07/24 17:54	1

Method: SW846 6020B - Metals (ICP/MS) - Total Recoverable

Analyte	Result	Qualifier	RL	MDL	Unit	D	Prepared	Analyzed	Dil Fac
Antimony	<0.00034		0.0020	0.00034	mg/L		03/04/24 06:05	03/04/24 14:09	1
Arsenic	<0.00086		0.0010	0.00086	mg/L		03/04/24 06:05	03/04/24 14:09	1
Barium	<0.00089		0.010	0.00089	mg/L		03/04/24 06:05	03/04/24 14:09	1
Beryllium	<0.00020		0.0025	0.00020	mg/L		03/04/24 06:05	03/04/24 14:09	1
Boron	<0.022		0.080	0.022	mg/L		03/04/24 06:05	03/05/24 10:17	1
Cadmium	<0.000078		0.0025	0.000078	mg/L		03/04/24 06:05	03/04/24 14:09	1
Calcium	<0.14		0.50	0.14	mg/L		03/04/24 06:05	03/04/24 14:09	1
Chromium	<0.0012		0.0020	0.0012	mg/L		03/04/24 06:05	03/04/24 14:09	1
Cobalt	<0.00022		0.0025	0.00022	mg/L		03/04/24 06:05	03/04/24 14:09	1
Copper	<0.0011		0.0020	0.0011	mg/L		03/04/24 06:05	03/04/24 14:09	1
Lead	<0.00021		0.0010	0.00021	mg/L		03/04/24 06:05	03/04/24 14:09	1
Magnesium	<0.023		0.50	0.023	mg/L		03/04/24 06:05	03/04/24 14:09	1

Client Sample ID: SCH-CELL1-FB-6

Lab Sample ID: 680-247427-15

Date Collected: 02/29/24 14:50

Matrix: Water

Date Received: 03/02/24 09:41

Method: SW846 6020B - Metals (ICP/MS) - Total Recoverable (Continued)

Analyte	Result	Qualifier	RL	MDL	Unit	D	Prepared	Analyzed	Dil Fac
Nickel	<0.00042		0.0010	0.00042	mg/L		03/04/24 06:05	03/04/24 14:09	1
Potassium	<0.044		0.50	0.044	mg/L		03/04/24 06:05	03/04/24 14:09	1
Selenium	<0.00099		0.0050	0.00099	mg/L		03/04/24 06:05	03/04/24 14:09	1
Silver	<0.00039		0.0010	0.00039	mg/L		03/04/24 06:05	03/04/24 14:09	1
Sodium	<0.20		0.50	0.20	mg/L		03/04/24 06:05	03/04/24 14:09	1
Thallium	<0.00026		0.0010	0.00026	mg/L		03/04/24 06:05	03/04/24 14:09	1
Vanadium	<0.00063		0.0020	0.00063	mg/L		03/04/24 06:05	03/04/24 14:09	1
Zinc	<0.0028		0.0050	0.0028	mg/L		03/04/24 06:05	03/04/24 14:09	1

Method: SW846 7470A - Mercury (CVAA)

Analyte	Result	Qualifier	RL	MDL	Unit	D	Prepared	Analyzed	Dil Fac
Mercury	<0.000080		0.00020	0.000080	mg/L		03/05/24 13:17	03/06/24 11:12	1

General Chemistry

Analyte	Result	Qualifier	RL	MDL	Unit	D	Prepared	Analyzed	Dil Fac
Total Alkalinity as CaCO3 to pH 4.5 (SM 2320B-2011)	<2.2		5.0	2.2	mg/L			03/07/24 21:24	1
Bicarbonate Alkalinity as CaCO3 (SM 2320B-2011)	<5.0		5.0	5.0	mg/L			03/07/24 21:24	1
Carbonate Alkalinity as CaCO3 (SM 2320B-2011)	<5.0		5.0	5.0	mg/L			03/07/24 21:24	1
Total Dissolved Solids (SM 2540C-2011)	<10		10	10	mg/L			03/07/24 14:52	1

Client Sample ID: SCH-GWC-20

Lab Sample ID: 680-247427-16

Date Collected: 03/01/24 10:35

Matrix: Water

Date Received: 03/02/24 09:41

Method: EPA 300.0 - Anions, Ion Chromatography

Analyte	Result	Qualifier	RL	MDL	Unit	D	Prepared	Analyzed	Dil Fac
Chloride	**2.5**		1.0	0.20	mg/L			03/07/24 18:09	1
Fluoride	<0.20		0.40	0.20	mg/L			03/07/24 18:09	1
Sulfate	**0.68**	**J**	1.0	0.50	mg/L			03/07/24 18:09	1

Method: SW846 6020B - Metals (ICP/MS) - Total Recoverable

Analyte	Result	Qualifier	RL	MDL	Unit	D	Prepared	Analyzed	Dil Fac
Antimony	<0.00034		0.0020	0.00034	mg/L		03/04/24 06:05	03/04/24 14:06	1
Arsenic	<0.00086		0.0010	0.00086	mg/L		03/04/24 06:05	03/04/24 14:06	1
Barium	**0.036**		0.010	0.00089	mg/L		03/04/24 06:05	03/04/24 14:06	1
Beryllium	<0.00020		0.0025	0.00020	mg/L		03/04/24 06:05	03/04/24 14:06	1
Boron	**0.025**	**J**	0.080	0.022	mg/L		03/04/24 06:05	03/05/24 10:14	1
Cadmium	<0.000078		0.0025	0.000078	mg/L		03/04/24 06:05	03/04/24 14:06	1
Calcium	**17**		0.50	0.14	mg/L		03/04/24 06:05	03/04/24 14:06	1
Chromium	**0.0088**		0.0020	0.0012	mg/L		03/04/24 06:05	03/04/24 14:06	1
Cobalt	<0.00022		0.0025	0.00022	mg/L		03/04/24 06:05	03/04/24 14:06	1
Copper	<0.0011		0.0020	0.0011	mg/L		03/04/24 06:05	03/04/24 14:06	1
Lead	<0.00021		0.0010	0.00021	mg/L		03/04/24 06:05	03/04/24 14:06	1
Magnesium	**7.5**		0.50	0.023	mg/L		03/04/24 06:05	03/04/24 14:06	1
Nickel	**0.00059**	**J B**	0.0010	0.00042	mg/L		03/04/24 06:05	03/04/24 14:06	1
Potassium	**1.2**		0.50	0.044	mg/L		03/04/24 06:05	03/04/24 14:06	1
Selenium	<0.00099		0.0050	0.00099	mg/L		03/04/24 06:05	03/04/24 14:06	1
Silver	<0.00039		0.0010	0.00039	mg/L		03/04/24 06:05	03/04/24 14:06	1

Client Sample Results

Client: Southern Company
Project/Site: CCR - Plant Scherer Cell 1

Job ID: 680-247427-1

Client Sample ID: SCH-GWC-20

Lab Sample ID: 680-247427-16

Date Collected: 03/01/24 10:35
Date Received: 03/02/24 09:41

Matrix: Water

Method: SW846 6020B - Metals (ICP/MS) - Total Recoverable (Continued)

Analyte	Result	Qualifier	RL	MDL	Unit	D	Prepared	Analyzed	Dil Fac
Sodium	**7.5**		0.50	0.20	mg/L		03/04/24 06:05	03/04/24 14:06	1
Thallium	<0.00026		0.0010	0.00026	mg/L		03/04/24 06:05	03/04/24 14:06	1
Vanadium	**0.019**		0.0020	0.00063	mg/L		03/04/24 06:05	03/04/24 14:06	1
Zinc	<0.0028		0.0050	0.0028	mg/L		03/04/24 06:05	03/04/24 14:06	1

Method: SW846 7470A - Mercury (CVAA)

Analyte	Result	Qualifier	RL	MDL	Unit	D	Prepared	Analyzed	Dil Fac
Mercury	<0.000080		0.00020	0.000080	mg/L		03/07/24 10:55	03/08/24 11:25	1

General Chemistry

Analyte	Result	Qualifier	RL	MDL	Unit	D	Prepared	Analyzed	Dil Fac
Total Alkalinity as CaCO3 to pH 4.5 (SM 2320B-2011)	**86**		5.0	2.2	mg/L			03/07/24 20:03	1
Bicarbonate Alkalinity as CaCO3 (SM 2320B-2011)	**86**		5.0	5.0	mg/L			03/07/24 20:03	1
Carbonate Alkalinity as CaCO3 (SM 2320B-2011)	<5.0		5.0	5.0	mg/L			03/07/24 20:03	1
Total Dissolved Solids (SM 2540C-2011)	**130**		10	10	mg/L			03/07/24 14:52	1

Client Sample ID: SCH-GWC-1

Lab Sample ID: 680-247427-17

Date Collected: 03/01/24 10:00
Date Received: 03/02/24 09:41

Matrix: Water

Method: EPA 300.0 - Anions, Ion Chromatography

Analyte	Result	Qualifier	RL	MDL	Unit	D	Prepared	Analyzed	Dil Fac
Chloride	**4.2**		1.0	0.20	mg/L			03/07/24 18:24	1
Fluoride	<0.20		0.40	0.20	mg/L			03/07/24 18:24	1
Sulfate	**0.79**	**J**	1.0	0.50	mg/L			03/07/24 18:24	1

Method: SW846 6020B - Metals (ICP/MS) - Total Recoverable

Analyte	Result	Qualifier	RL	MDL	Unit	D	Prepared	Analyzed	Dil Fac
Antimony	<0.00034		0.0020	0.00034	mg/L		03/04/24 06:05	03/04/24 15:23	1
Arsenic	<0.00086		0.0010	0.00086	mg/L		03/04/24 06:05	03/04/24 15:23	1
Barium	**0.048**		0.010	0.00089	mg/L		03/04/24 06:05	03/04/24 15:23	1
Beryllium	<0.00020		0.0025	0.00020	mg/L		03/04/24 06:05	03/04/24 15:23	1
Boron	<0.022		0.080	0.022	mg/L		03/04/24 06:05	03/04/24 15:23	1
Cadmium	<0.000078		0.0025	0.000078	mg/L		03/04/24 06:05	03/04/24 15:23	1
Calcium	**18**		0.50	0.14	mg/L		03/04/24 06:05	03/04/24 15:23	1
Chromium	**0.014**		0.0020	0.0012	mg/L		03/04/24 06:05	03/04/24 15:23	1
Cobalt	<0.00022		0.0025	0.00022	mg/L		03/04/24 06:05	03/04/24 15:23	1
Copper	<0.0011		0.0020	0.0011	mg/L		03/04/24 06:05	03/04/24 15:23	1
Lead	**0.00028**	**J**	0.0010	0.00021	mg/L		03/04/24 06:05	03/04/24 15:23	1
Magnesium	**8.9**		0.50	0.023	mg/L		03/04/24 06:05	03/04/24 15:23	1
Nickel	**0.00096**	**J**	0.0010	0.00042	mg/L		03/04/24 06:05	03/04/24 15:23	1
Potassium	**0.97**		0.50	0.044	mg/L		03/04/24 06:05	03/04/24 15:23	1
Selenium	<0.00099		0.0050	0.00099	mg/L		03/04/24 06:05	03/04/24 15:23	1
Silver	<0.00039		0.0010	0.00039	mg/L		03/04/24 06:05	03/04/24 15:23	1
Sodium	**11**		0.50	0.20	mg/L		03/04/24 06:05	03/04/24 15:23	1
Thallium	<0.00026		0.0010	0.00026	mg/L		03/04/24 06:05	03/04/24 15:23	1
Vanadium	**0.018**		0.0020	0.00063	mg/L		03/04/24 06:05	03/04/24 15:23	1
Zinc	**0.0040**	**J**	0.0050	0.0028	mg/L		03/04/24 06:05	03/04/24 15:23	1

Client Sample Results

Client: Southern Company
Project/Site: CCR - Plant Scherer Cell 1

Job ID: 680-247427-1

Client Sample ID: SCH-GWC-1

Lab Sample ID: 680-247427-17

Date Collected: 03/01/24 10:00
Matrix: Water
Date Received: 03/02/24 09:41

Method: SW846 7470A - Mercury (CVAA)

Analyte	Result	Qualifier	RL	MDL	Unit	D	Prepared	Analyzed	Dil Fac
Mercury	<0.000080		0.00020	0.000080	mg/L		03/05/24 11:18	03/05/24 17:26	1

General Chemistry

Analyte	Result	Qualifier	RL	MDL	Unit	D	Prepared	Analyzed	Dil Fac
Total Alkalinity as CaCO3 to pH 4.5 (SM 2320B-2011)	**100**		5.0	2.2	mg/L			03/07/24 20:21	1
Bicarbonate Alkalinity as CaCO3 (SM 2320B-2011)	**100**		5.0	5.0	mg/L			03/07/24 20:21	1
Carbonate Alkalinity as CaCO3 (SM 2320B-2011)	<5.0		5.0	5.0	mg/L			03/07/24 20:21	1
Total Dissolved Solids (SM 2540C-2011)	**150**		10	10	mg/L			03/07/24 14:52	1

Client Sample ID: SCH-GWC-9

Lab Sample ID: 680-247427-18

Date Collected: 03/01/24 09:37
Matrix: Water
Date Received: 03/02/24 09:41

Method: EPA 300.0 - Anions, Ion Chromatography

Analyte	Result	Qualifier	RL	MDL	Unit	D	Prepared	Analyzed	Dil Fac
Chloride	**5.2**		1.0	0.20	mg/L			03/07/24 18:39	1
Fluoride	<0.20		0.40	0.20	mg/L			03/07/24 18:39	1
Sulfate	**17**		1.0	0.50	mg/L			03/07/24 18:39	1

Method: SW846 6020B - Metals (ICP/MS) - Total Recoverable

Analyte	Result	Qualifier	RL	MDL	Unit	D	Prepared	Analyzed	Dil Fac
Antimony	<0.00034		0.0020	0.00034	mg/L		03/04/24 06:05	03/04/24 14:48	1
Arsenic	<0.00086		0.0010	0.00086	mg/L		03/04/24 06:05	03/04/24 14:48	1
Barium	**0.026**		0.010	0.00089	mg/L		03/04/24 06:05	03/04/24 14:48	1
Beryllium	<0.00020		0.0025	0.00020	mg/L		03/04/24 06:05	03/04/24 14:48	1
Boron	**0.085**	**B**	0.080	0.022	mg/L		03/04/24 06:05	03/04/24 14:48	1
Cadmium	<0.000078		0.0025	0.000078	mg/L		03/04/24 06:05	03/04/24 14:48	1
Calcium	**20**		0.50	0.14	mg/L		03/04/24 06:05	03/04/24 14:48	1
Chromium	**0.0092**		0.0020	0.0012	mg/L		03/04/24 06:05	03/04/24 14:48	1
Cobalt	<0.00022		0.0025	0.00022	mg/L		03/04/24 06:05	03/04/24 14:48	1
Copper	<0.0011		0.0020	0.0011	mg/L		03/04/24 06:05	03/04/24 14:48	1
Lead	<0.00021		0.0010	0.00021	mg/L		03/04/24 06:05	03/04/24 14:48	1
Magnesium	**9.3**		0.50	0.023	mg/L		03/04/24 06:05	03/04/24 14:48	1
Nickel	**0.00086**	**J B**	0.0010	0.00042	mg/L		03/04/24 06:05	03/04/24 14:48	1
Potassium	**1.2**		0.50	0.044	mg/L		03/04/24 06:05	03/04/24 14:48	1
Selenium	<0.00099		0.0050	0.00099	mg/L		03/04/24 06:05	03/04/24 14:48	1
Silver	<0.00039		0.0010	0.00039	mg/L		03/04/24 06:05	03/04/24 14:48	1
Sodium	**9.3**		0.50	0.20	mg/L		03/04/24 06:05	03/04/24 14:48	1
Thallium	<0.00026		0.0010	0.00026	mg/L		03/04/24 06:05	03/04/24 14:48	1
Vanadium	**0.016**		0.0020	0.00063	mg/L		03/04/24 06:05	03/04/24 14:48	1
Zinc	<0.0028		0.0050	0.0028	mg/L		03/04/24 06:05	03/04/24 14:48	1

Method: SW846 7470A - Mercury (CVAA)

Analyte	Result	Qualifier	RL	MDL	Unit	D	Prepared	Analyzed	Dil Fac
Mercury	<0.000080		0.00020	0.000080	mg/L		03/07/24 10:55	03/08/24 11:27	1

Client Sample ID: SCH-GWC-9

Lab Sample ID: 680-247427-18

Date Collected: 03/01/24 09:37

Matrix: Water

Date Received: 03/02/24 09:41

General Chemistry

Analyte	Result	Qualifier	RL	MDL	Unit	D	Prepared	Analyzed	Dil Fac
Total Alkalinity as CaCO3 to pH 4.5 (SM 2320B-2011)	88		5.0	2.2	mg/L			03/07/24 22:07	1
Bicarbonate Alkalinity as CaCO3 (SM 2320B-2011)	88		5.0	5.0	mg/L			03/07/24 22:07	1
Carbonate Alkalinity as CaCO3 (SM 2320B-2011)	<5.0		5.0	5.0	mg/L			03/07/24 22:07	1
Total Dissolved Solids (SM 2540C-2011)	160		10	10	mg/L			03/07/24 14:52	1

Client Sample ID: SCH-GWC-13

Lab Sample ID: 680-247427-19

Date Collected: 03/01/24 08:40

Matrix: Water

Date Received: 03/02/24 09:41

Method: EPA 300.0 - Anions, Ion Chromatography

Analyte	Result	Qualifier	RL	MDL	Unit	D	Prepared	Analyzed	Dil Fac
Chloride	1.8		1.0	0.20	mg/L			03/07/24 18:54	1
Fluoride	<0.20		0.40	0.20	mg/L			03/07/24 18:54	1
Sulfate	1.2		1.0	0.50	mg/L			03/07/24 18:54	1

Method: SW846 6020B - Metals (ICP/MS) - Total Recoverable

Analyte	Result	Qualifier	RL	MDL	Unit	D	Prepared	Analyzed	Dil Fac
Antimony	<0.00034		0.0020	0.00034	mg/L		03/04/24 06:05	03/04/24 15:34	1
Arsenic	<0.00086		0.0010	0.00086	mg/L		03/04/24 06:05	03/04/24 15:34	1
Barium	0.039		0.010	0.00089	mg/L		03/04/24 06:05	03/04/24 15:34	1
Beryllium	<0.00020		0.0025	0.00020	mg/L		03/04/24 06:05	03/04/24 15:34	1
Boron	<0.022		0.080	0.022	mg/L		03/04/24 06:05	03/04/24 15:34	1
Cadmium	<0.000078		0.0025	0.000078	mg/L		03/04/24 06:05	03/04/24 15:34	1
Calcium	7.6		0.50	0.14	mg/L		03/04/24 06:05	03/04/24 15:34	1
Chromium	0.0059		0.0020	0.0012	mg/L		03/04/24 06:05	03/04/24 15:34	1
Cobalt	<0.00022		0.0025	0.00022	mg/L		03/04/24 06:05	03/04/24 15:34	1
Copper	<0.0011		0.0020	0.0011	mg/L		03/04/24 06:05	03/04/24 15:34	1
Lead	<0.00021		0.0010	0.00021	mg/L		03/04/24 06:05	03/04/24 15:34	1
Magnesium	4.7		0.50	0.023	mg/L		03/04/24 06:05	03/04/24 15:34	1
Nickel	0.00059	J	0.0010	0.00042	mg/L		03/04/24 06:05	03/04/24 15:34	1
Potassium	0.56		0.50	0.044	mg/L		03/04/24 06:05	03/04/24 15:34	1
Selenium	<0.00099		0.0050	0.00099	mg/L		03/04/24 06:05	03/04/24 15:34	1
Silver	<0.00039		0.0010	0.00039	mg/L		03/04/24 06:05	03/04/24 15:34	1
Sodium	6.4		0.50	0.20	mg/L		03/04/24 06:05	03/04/24 15:34	1
Thallium	<0.00026		0.0010	0.00026	mg/L		03/04/24 06:05	03/04/24 15:34	1
Vanadium	0.0011	J	0.0020	0.00063	mg/L		03/04/24 06:05	03/04/24 15:34	1
Zinc	<0.0028		0.0050	0.0028	mg/L		03/04/24 06:05	03/04/24 15:34	1

Method: SW846 7470A - Mercury (CVAA)

Analyte	Result	Qualifier	RL	MDL	Unit	D	Prepared	Analyzed	Dil Fac
Mercury	<0.000080		0.00020	0.000080	mg/L		03/05/24 11:18	03/05/24 17:08	1

General Chemistry

Analyte	Result	Qualifier	RL	MDL	Unit	D	Prepared	Analyzed	Dil Fac
Total Alkalinity as CaCO3 to pH 4.5 (SM 2320B-2011)	52		5.0	2.2	mg/L			03/07/24 21:41	1
Bicarbonate Alkalinity as CaCO3 (SM 2320B-2011)	52		5.0	5.0	mg/L			03/07/24 21:41	1

Client Sample ID: SCH-GWC-13

Lab Sample ID: 680-247427-19

Date Collected: 03/01/24 08:40

Matrix: Water

Date Received: 03/02/24 09:41

General Chemistry (Continued)

Analyte	Result	Qualifier	RL	MDL	Unit	D	Prepared	Analyzed	Dil Fac
Carbonate Alkalinity as CaCO3 (SM 2320B-2011)	<5.0		5.0	5.0	mg/L			03/07/24 21:41	1
Total Dissolved Solids (SM 2540C-2011)	**74**		10	10	mg/L			03/07/24 14:52	1

Client Sample ID: SCH-GWC-14

Lab Sample ID: 680-247427-20

Date Collected: 03/01/24 09:22

Matrix: Water

Date Received: 03/02/24 09:41

Method: EPA 300.0 - Anions, Ion Chromatography

Analyte	Result	Qualifier	RL	MDL	Unit	D	Prepared	Analyzed	Dil Fac
Chloride	**4.7**		1.0	0.20	mg/L			03/07/24 19:09	1
Fluoride	<0.20		0.40	0.20	mg/L			03/07/24 19:09	1
Sulfate	<0.50		1.0	0.50	mg/L			03/07/24 19:09	1

Method: SW846 6020B - Metals (ICP/MS) - Total Recoverable

Analyte	Result	Qualifier	RL	MDL	Unit	D	Prepared	Analyzed	Dil Fac
Antimony	<0.00034		0.0020	0.00034	mg/L		03/04/24 06:05	03/04/24 14:37	1
Arsenic	<0.00086		0.0010	0.00086	mg/L		03/04/24 06:05	03/04/24 14:37	1
Barium	**0.012**		0.010	0.00089	mg/L		03/04/24 06:05	03/04/24 14:37	1
Beryllium	<0.00020		0.0025	0.00020	mg/L		03/04/24 06:05	03/04/24 14:37	1
Boron	<0.022		0.080	0.022	mg/L		03/04/24 06:05	03/04/24 14:37	1
Cadmium	<0.000078		0.0025	0.000078	mg/L		03/04/24 06:05	03/04/24 14:37	1
Calcium	**7.6**		0.50	0.14	mg/L		03/04/24 06:05	03/04/24 14:37	1
Chromium	**0.0022**		0.0020	0.0012	mg/L		03/04/24 06:05	03/04/24 14:37	1
Cobalt	<0.00022		0.0025	0.00022	mg/L		03/04/24 06:05	03/04/24 14:37	1
Copper	<0.0011		0.0020	0.0011	mg/L		03/04/24 06:05	03/04/24 14:37	1
Lead	<0.00021		0.0010	0.00021	mg/L		03/04/24 06:05	03/04/24 14:37	1
Magnesium	**3.8**		0.50	0.023	mg/L		03/04/24 06:05	03/04/24 14:37	1
Nickel	**0.0081**	**B**	0.0010	0.00042	mg/L		03/04/24 06:05	03/04/24 14:37	1
Potassium	**0.49**	**J**	0.50	0.044	mg/L		03/04/24 06:05	03/04/24 14:37	1
Selenium	<0.00099		0.0050	0.00099	mg/L		03/04/24 06:05	03/04/24 14:37	1
Silver	<0.00039		0.0010	0.00039	mg/L		03/04/24 06:05	03/04/24 14:37	1
Sodium	**3.5**		0.50	0.20	mg/L		03/04/24 06:05	03/04/24 14:37	1
Thallium	<0.00026		0.0010	0.00026	mg/L		03/04/24 06:05	03/04/24 14:37	1
Vanadium	<0.00063		0.0020	0.00063	mg/L		03/04/24 06:05	03/04/24 14:37	1
Zinc	**0.024**		0.0050	0.0028	mg/L		03/04/24 06:05	03/04/24 14:37	1

Method: SW846 7470A - Mercury (CVAA)

Analyte	Result	Qualifier	RL	MDL	Unit	D	Prepared	Analyzed	Dil Fac
Mercury	<0.000080		0.00020	0.000080	mg/L		03/07/24 10:55	03/08/24 11:29	1

General Chemistry

Analyte	Result	Qualifier	RL	MDL	Unit	D	Prepared	Analyzed	Dil Fac
Total Alkalinity as CaCO3 to pH 4.5 (SM 2320B-2011)	**37**		5.0	2.2	mg/L			03/07/24 21:49	1
Bicarbonate Alkalinity as CaCO3 (SM 2320B-2011)	**37**		5.0	5.0	mg/L			03/07/24 21:49	1
Carbonate Alkalinity as CaCO3 (SM 2320B-2011)	<5.0		5.0	5.0	mg/L			03/07/24 21:49	1
Total Dissolved Solids (SM 2540C-2011)	**63**		10	10	mg/L			03/07/24 14:52	1

Client Sample Results

Client: Southern Company
Project/Site: CCR - Plant Scherer Cell 1

Job ID: 680-247427-1

Client Sample ID: SCH-GWC-2

Lab Sample ID: 680-247427-21

Date Collected: 03/01/24 08:33
Matrix: Water
Date Received: 03/02/24 09:41

Method: EPA 300.0 - Anions, Ion Chromatography

Analyte	Result	Qualifier	RL	MDL	Unit	D	Prepared	Analyzed	Dil Fac
Chloride	**2.5**		1.0	0.20	mg/L			03/07/24 19:24	1
Fluoride	<0.20		0.40	0.20	mg/L			03/07/24 19:24	1
Sulfate	**1.2**		1.0	0.50	mg/L			03/07/24 19:24	1

Method: SW846 6020B - Metals (ICP/MS) - Total Recoverable

Analyte	Result	Qualifier	RL	MDL	Unit	D	Prepared	Analyzed	Dil Fac
Antimony	<0.00034		0.0020	0.00034	mg/L		03/04/24 06:05	03/04/24 15:31	1
Arsenic	<0.00086		0.0010	0.00086	mg/L		03/04/24 06:05	03/04/24 15:31	1
Barium	**0.046**		0.010	0.00089	mg/L		03/04/24 06:05	03/04/24 15:31	1
Beryllium	<0.00020		0.0025	0.00020	mg/L		03/04/24 06:05	03/04/24 15:31	1
Boron	**0.023**	**J**	0.080	0.022	mg/L		03/04/24 06:05	03/04/24 15:31	1
Cadmium	<0.000078		0.0025	0.000078	mg/L		03/04/24 06:05	03/04/24 15:31	1
Calcium	**18**		0.50	0.14	mg/L		03/04/24 06:05	03/04/24 15:31	1
Chromium	**0.011**		0.0020	0.0012	mg/L		03/04/24 06:05	03/04/24 15:31	1
Cobalt	<0.00022		0.0025	0.00022	mg/L		03/04/24 06:05	03/04/24 15:31	1
Copper	<0.0011		0.0020	0.0011	mg/L		03/04/24 06:05	03/04/24 15:31	1
Lead	<0.00021		0.0010	0.00021	mg/L		03/04/24 06:05	03/04/24 15:31	1
Magnesium	**8.5**		0.50	0.023	mg/L		03/04/24 06:05	03/04/24 15:31	1
Nickel	**0.0018**		0.0010	0.00042	mg/L		03/04/24 06:05	03/04/24 15:31	1
Potassium	**1.3**		0.50	0.044	mg/L		03/04/24 06:05	03/04/24 15:31	1
Selenium	<0.00099		0.0050	0.00099	mg/L		03/04/24 06:05	03/04/24 15:31	1
Silver	<0.00039		0.0010	0.00039	mg/L		03/04/24 06:05	03/04/24 15:31	1
Sodium	**9.6**		0.50	0.20	mg/L		03/04/24 06:05	03/04/24 15:31	1
Thallium	<0.00026		0.0010	0.00026	mg/L		03/04/24 06:05	03/04/24 15:31	1
Vanadium	**0.015**		0.0020	0.00063	mg/L		03/04/24 06:05	03/04/24 15:31	1
Zinc	<0.0028		0.0050	0.0028	mg/L		03/04/24 06:05	03/04/24 15:31	1

Method: SW846 7470A - Mercury (CVAA)

Analyte	Result	Qualifier	RL	MDL	Unit	D	Prepared	Analyzed	Dil Fac
Mercury	<0.000080		0.00020	0.000080	mg/L		03/05/24 11:18	03/05/24 17:29	1

General Chemistry

Analyte	Result	Qualifier	RL	MDL	Unit	D	Prepared	Analyzed	Dil Fac
Total Alkalinity as CaCO3 to pH 4.5 (SM 2320B-2011)	**96**		5.0	2.2	mg/L			03/07/24 20:12	1
Bicarbonate Alkalinity as CaCO3 (SM 2320B-2011)	**96**		5.0	5.0	mg/L			03/07/24 20:12	1
Carbonate Alkalinity as CaCO3 (SM 2320B-2011)	<5.0		5.0	5.0	mg/L			03/07/24 20:12	1
Total Dissolved Solids (SM 2540C-2011)	**140**		10	10	mg/L			03/07/24 14:52	1

Client Sample ID: SCH-GWC-10

Lab Sample ID: 680-247427-22

Date Collected: 03/01/24 11:25
Matrix: Water
Date Received: 03/02/24 09:41

Method: EPA 300.0 - Anions, Ion Chromatography

Analyte	Result	Qualifier	RL	MDL	Unit	D	Prepared	Analyzed	Dil Fac
Chloride	**5.0**		1.0	0.20	mg/L			03/07/24 19:39	1
Fluoride	<0.20		0.40	0.20	mg/L			03/07/24 19:39	1
Sulfate	**4.7**		1.0	0.50	mg/L			03/07/24 19:39	1

Client Sample Results

Client: Southern Company
Project/Site: CCR - Plant Scherer Cell 1

Job ID: 680-247427-1

Client Sample ID: SCH-GWC-10

Lab Sample ID: 680-247427-22

Date Collected: 03/01/24 11:25
Matrix: Water
Date Received: 03/02/24 09:41

Method: SW846 6020B - Metals (ICP/MS) - Total Recoverable

Analyte	Result	Qualifier	RL	MDL	Unit	D	Prepared	Analyzed	Dil Fac
Antimony	<0.00034		0.0020	0.00034	mg/L		03/04/24 06:05	03/04/24 15:06	1
Arsenic	<0.00086		0.0010	0.00086	mg/L		03/04/24 06:05	03/04/24 15:06	1
Barium	**0.036**		0.010	0.00089	mg/L		03/04/24 06:05	03/04/24 15:06	1
Beryllium	<0.00020		0.0025	0.00020	mg/L		03/04/24 06:05	03/04/24 15:06	1
Boron	<0.022		0.080	0.022	mg/L		03/04/24 06:05	03/04/24 15:06	1
Cadmium	<0.000078		0.0025	0.000078	mg/L		03/04/24 06:05	03/04/24 15:06	1
Calcium	**20**		0.50	0.14	mg/L		03/04/24 06:05	03/04/24 15:06	1
Chromium	**0.019**		0.0020	0.0012	mg/L		03/04/24 06:05	03/04/24 15:06	1
Cobalt	<0.00022		0.0025	0.00022	mg/L		03/04/24 06:05	03/04/24 15:06	1
Copper	<0.0011		0.0020	0.0011	mg/L		03/04/24 06:05	03/04/24 15:06	1
Lead	<0.00021		0.0010	0.00021	mg/L		03/04/24 06:05	03/04/24 15:06	1
Magnesium	**9.8**		0.50	0.023	mg/L		03/04/24 06:05	03/04/24 15:06	1
Nickel	**0.0048**	**B**	0.0010	0.00042	mg/L		03/04/24 06:05	03/04/24 15:06	1
Potassium	**1.0**		0.50	0.044	mg/L		03/04/24 06:05	03/04/24 15:06	1
Selenium	<0.00099		0.0050	0.00099	mg/L		03/04/24 06:05	03/04/24 15:06	1
Silver	<0.00039		0.0010	0.00039	mg/L		03/04/24 06:05	03/04/24 15:06	1
Sodium	**8.3**		0.50	0.20	mg/L		03/04/24 06:05	03/04/24 15:06	1
Thallium	<0.00026		0.0010	0.00026	mg/L		03/04/24 06:05	03/04/24 15:06	1
Vanadium	**0.013**		0.0020	0.00063	mg/L		03/04/24 06:05	03/04/24 15:06	1
Zinc	<0.0028		0.0050	0.0028	mg/L		03/04/24 06:05	03/04/24 15:06	1

Method: SW846 7470A - Mercury (CVAA)

Analyte	Result	Qualifier	RL	MDL	Unit	D	Prepared	Analyzed	Dil Fac
Mercury	<0.000080		0.00020	0.000080	mg/L		03/07/24 10:55	03/08/24 11:36	1

General Chemistry

Analyte	Result	Qualifier	RL	MDL	Unit	D	Prepared	Analyzed	Dil Fac
Total Alkalinity as CaCO3 to pH 4.5 (SM 2320B-2011)	**99**		5.0	2.2	mg/L			03/07/24 21:58	1
Bicarbonate Alkalinity as CaCO3 (SM 2320B-2011)	**99**		5.0	5.0	mg/L			03/07/24 21:58	1
Carbonate Alkalinity as CaCO3 (SM 2320B-2011)	<5.0		5.0	5.0	mg/L			03/07/24 21:58	1
Total Dissolved Solids (SM 2540C-2011)	**150**		10	10	mg/L			03/07/24 14:52	1

Method: 300.0 - Anions, Ion Chromatography

Lab Sample ID: MB 670-79273/37
Matrix: Water
Analysis Batch: 79273

Client Sample ID: Method Blank
Prep Type: Total/NA

Analyte	MB Result	MB Qualifier	RL	MDL	Unit	D	Prepared	Analyzed	Dil Fac
Chloride	<0.20		1.0	0.20	mg/L			03/06/24 19:20	1
Fluoride	<0.20		0.40	0.20	mg/L			03/06/24 19:20	1
Sulfate	<0.50		1.0	0.50	mg/L			03/06/24 19:20	1

Lab Sample ID: MB 670-79273/6
Matrix: Water
Analysis Batch: 79273

Client Sample ID: Method Blank
Prep Type: Total/NA

Analyte	MB Result	MB Qualifier	RL	MDL	Unit	D	Prepared	Analyzed	Dil Fac
Chloride	<0.20		1.0	0.20	mg/L			03/06/24 10:35	1
Fluoride	<0.20		0.40	0.20	mg/L			03/06/24 10:35	1
Sulfate	<0.50		1.0	0.50	mg/L			03/06/24 10:35	1

Lab Sample ID: MB 670-79273/68
Matrix: Water
Analysis Batch: 79273

Client Sample ID: Method Blank
Prep Type: Total/NA

Analyte	MB Result	MB Qualifier	RL	MDL	Unit	D	Prepared	Analyzed	Dil Fac
Chloride	<0.20		1.0	0.20	mg/L			03/07/24 04:04	1
Fluoride	<0.20		0.40	0.20	mg/L			03/07/24 04:04	1
Sulfate	<0.50		1.0	0.50	mg/L			03/07/24 04:04	1

Lab Sample ID: LCS 670-79273/35
Matrix: Water
Analysis Batch: 79273

Client Sample ID: Lab Control Sample
Prep Type: Total/NA

Analyte	Spike Added	LCS Result	LCS Qualifier	Unit	D	%Rec	%Rec Limits
Chloride	4.00	3.93		mg/L		98	90 - 110
Fluoride	4.00	3.87		mg/L		97	90 - 110
Sulfate	4.00	3.97		mg/L		99	90 - 110

Lab Sample ID: LCS 670-79273/66
Matrix: Water
Analysis Batch: 79273

Client Sample ID: Lab Control Sample
Prep Type: Total/NA

Analyte	Spike Added	LCS Result	LCS Qualifier	Unit	D	%Rec	%Rec Limits
Chloride	4.00	3.94		mg/L		99	90 - 110
Fluoride	4.00	3.87		mg/L		97	90 - 110
Sulfate	4.00	3.97		mg/L		99	90 - 110

Lab Sample ID: LCSD 670-79273/36
Matrix: Water
Analysis Batch: 79273

Client Sample ID: Lab Control Sample Dup
Prep Type: Total/NA

Analyte	Spike Added	LCSD Result	LCSD Qualifier	Unit	D	%Rec	%Rec Limits	RPD	RPD Limit
Chloride	4.00	3.94		mg/L		98	90 - 110	0	20
Fluoride	4.00	3.86		mg/L		97	90 - 110	0	20
Sulfate	4.00	3.96		mg/L		99	90 - 110	0	20

Method: 300.0 - Anions, Ion Chromatography (Continued)

Lab Sample ID: LCSD 670-79273/67 — **Client Sample ID: Lab Control Sample Dup**
Matrix: Water — **Prep Type: Total/NA**
Analysis Batch: 79273

Analyte			Spike Added	LCSD Result	LCSD Qualifier	Unit	D	%Rec	%Rec Limits	RPD	RPD Limit
Chloride			4.00	3.95		mg/L		99	90 - 110	0	20
Fluoride			4.00	3.86		mg/L		97	90 - 110	0	20
Sulfate			4.00	3.98		mg/L		99	90 - 110	0	20

Lab Sample ID: 680-247427-4 MS — **Client Sample ID: SCH-GWC-7**
Matrix: Water — **Prep Type: Total/NA**
Analysis Batch: 79273

Analyte	Sample Result	Sample Qualifier	Spike Added	MS Result	MS Qualifier	Unit	D	%Rec	%Rec Limits		
Chloride	4.8		5.00	10.1		mg/L		107	80 - 120		
Fluoride	<0.20		5.00	5.56		mg/L		111	80 - 120		
Sulfate	1.5		5.00	6.56		mg/L		101	80 - 120		

Lab Sample ID: 680-247427-4 MSD — **Client Sample ID: SCH-GWC-7**
Matrix: Water — **Prep Type: Total/NA**
Analysis Batch: 79273

Analyte	Sample Result	Sample Qualifier	Spike Added	MSD Result	MSD Qualifier	Unit	D	%Rec	%Rec Limits	RPD	RPD Limit
Chloride	4.8		5.00	10.1		mg/L		106	80 - 120	0	20
Fluoride	<0.20		5.00	5.35		mg/L		107	80 - 120	4	20
Sulfate	1.5		5.00	6.57		mg/L		101	80 - 120	0	20

Lab Sample ID: MB 670-79516/11 — **Client Sample ID: Method Blank**
Matrix: Water — **Prep Type: Total/NA**
Analysis Batch: 79516

Analyte	MB Result	MB Qualifier	RL	MDL	Unit	D	Prepared	Analyzed	Dil Fac
Chloride	<0.20		1.0	0.20	mg/L			03/07/24 12:10	1
Fluoride	<0.20		0.40	0.20	mg/L			03/07/24 12:10	1
Sulfate	<0.50		1.0	0.50	mg/L			03/07/24 12:10	1

Lab Sample ID: LCS 670-79516/9 — **Client Sample ID: Lab Control Sample**
Matrix: Water — **Prep Type: Total/NA**
Analysis Batch: 79516

Analyte			Spike Added	LCS Result	LCS Qualifier	Unit	D	%Rec	%Rec Limits		
Chloride			4.00	4.03		mg/L		101	90 - 110		
Fluoride			4.00	4.24		mg/L		106	90 - 110		
Sulfate			4.00	4.15		mg/L		104	90 - 110		

Lab Sample ID: LCSD 670-79516/10 — **Client Sample ID: Lab Control Sample Dup**
Matrix: Water — **Prep Type: Total/NA**
Analysis Batch: 79516

Analyte			Spike Added	LCSD Result	LCSD Qualifier	Unit	D	%Rec	%Rec Limits	RPD	RPD Limit
Chloride			4.00	4.04		mg/L		101	90 - 110	0	20
Fluoride			4.00	4.27		mg/L		107	90 - 110	1	20
Sulfate			4.00	4.22		mg/L		105	90 - 110	2	20

Method: 300.0 - Anions, Ion Chromatography (Continued)

Lab Sample ID: 680-247427-14 MS
Matrix: Water
Analysis Batch: 79516

Client Sample ID: SCH-CELL1-EB-6
Prep Type: Total/NA

Analyte	Sample Result	Sample Qualifier	Spike Added	MS Result	MS Qualifier	Unit	D	%Rec	%Rec Limits
Chloride	<0.20		5.00	5.61		mg/L		112	80 - 120
Fluoride	<0.20		5.00	5.79		mg/L		116	80 - 120
Sulfate	<0.50		5.00	5.60		mg/L		112	80 - 120

Lab Sample ID: 680-247427-14 MSD
Matrix: Water
Analysis Batch: 79516

Client Sample ID: SCH-CELL1-EB-6
Prep Type: Total/NA

Analyte	Sample Result	Sample Qualifier	Spike Added	MSD Result	MSD Qualifier	Unit	D	%Rec	%Rec Limits	RPD	RPD Limit
Chloride	<0.20		5.00	5.61		mg/L		112	80 - 120	0	20
Fluoride	<0.20		5.00	5.79		mg/L		116	80 - 120	0	20
Sulfate	<0.50		5.00	5.60		mg/L		112	80 - 120	0	20

Method: 6020B - Metals (ICP/MS)

Lab Sample ID: MB 680-825590/1-A
Matrix: Water
Analysis Batch: 825774

Client Sample ID: Method Blank
Prep Type: Total Recoverable
Prep Batch: 825590

Analyte	MB Result	MB Qualifier	RL	MDL	Unit	D	Prepared	Analyzed	Dil Fac
Antimony	<0.00034		0.0020	0.00034	mg/L		03/04/24 06:05	03/04/24 13:51	1
Arsenic	<0.00086		0.0010	0.00086	mg/L		03/04/24 06:05	03/04/24 13:51	1
Barium	<0.00089		0.010	0.00089	mg/L		03/04/24 06:05	03/04/24 13:51	1
Beryllium	<0.00020		0.0025	0.00020	mg/L		03/04/24 06:05	03/04/24 13:51	1
Cadmium	<0.000078		0.0025	0.000078	mg/L		03/04/24 06:05	03/04/24 13:51	1
Calcium	<0.14		0.50	0.14	mg/L		03/04/24 06:05	03/04/24 13:51	1
Chromium	<0.0012		0.0020	0.0012	mg/L		03/04/24 06:05	03/04/24 13:51	1
Cobalt	<0.00022		0.0025	0.00022	mg/L		03/04/24 06:05	03/04/24 13:51	1
Copper	<0.0011		0.0020	0.0011	mg/L		03/04/24 06:05	03/04/24 13:51	1
Lead	<0.00021		0.0010	0.00021	mg/L		03/04/24 06:05	03/04/24 13:51	1
Magnesium	<0.023		0.50	0.023	mg/L		03/04/24 06:05	03/04/24 13:51	1
Nickel	0.000445	J	0.0010	0.00042	mg/L		03/04/24 06:05	03/04/24 13:51	1
Potassium	<0.044		0.50	0.044	mg/L		03/04/24 06:05	03/04/24 13:51	1
Selenium	<0.00099		0.0050	0.00099	mg/L		03/04/24 06:05	03/04/24 13:51	1
Silver	<0.00039		0.0010	0.00039	mg/L		03/04/24 06:05	03/04/24 13:51	1
Sodium	<0.20		0.50	0.20	mg/L		03/04/24 06:05	03/04/24 13:51	1
Thallium	<0.00026		0.0010	0.00026	mg/L		03/04/24 06:05	03/04/24 13:51	1
Vanadium	<0.00063		0.0020	0.00063	mg/L		03/04/24 06:05	03/04/24 13:51	1
Zinc	<0.0028		0.0050	0.0028	mg/L		03/04/24 06:05	03/04/24 13:51	1

Lab Sample ID: MB 680-825590/1-A
Matrix: Water
Analysis Batch: 825991

Client Sample ID: Method Blank
Prep Type: Total Recoverable
Prep Batch: 825590

Analyte	MB Result	MB Qualifier	RL	MDL	Unit	D	Prepared	Analyzed	Dil Fac
Boron	<0.022		0.080	0.022	mg/L		03/04/24 06:05	03/05/24 10:00	1

Method: 6020B - Metals (ICP/MS) (Continued)

Lab Sample ID: LCS 680-825590/2-A
Matrix: Water
Analysis Batch: 825774

Client Sample ID: Lab Control Sample
Prep Type: Total Recoverable
Prep Batch: 825590

Analyte	Spike Added	LCS Result	LCS Qualifier	Unit	D	%Rec	%Rec Limits
Antimony	0.0500	0.0558		mg/L		112	80 - 120
Arsenic	0.100	0.107		mg/L		107	80 - 120
Barium	0.100	0.111		mg/L		111	80 - 120
Beryllium	0.0500	0.0556		mg/L		111	80 - 120
Cadmium	0.0500	0.0539		mg/L		108	80 - 120
Calcium	5.00	5.47		mg/L		109	80 - 120
Chromium	0.100	0.106		mg/L		106	80 - 120
Cobalt	0.0500	0.0557		mg/L		111	80 - 120
Copper	0.101	0.111		mg/L		110	80 - 120
Lead	0.500	0.498		mg/L		100	80 - 120
Magnesium	5.00	5.31		mg/L		106	80 - 120
Nickel	0.100	0.109		mg/L		109	80 - 120
Potassium	7.00	7.71		mg/L		110	80 - 120
Selenium	0.100	0.102		mg/L		102	80 - 120
Silver	0.0500	0.0543		mg/L		109	80 - 120
Sodium	5.03	5.26		mg/L		105	80 - 120
Thallium	0.0500	0.0547		mg/L		109	80 - 120
Vanadium	0.100	0.107		mg/L		107	80 - 120
Zinc	0.0505	0.0530		mg/L		105	80 - 120

Lab Sample ID: LCS 680-825590/2-A
Matrix: Water
Analysis Batch: 825991

Client Sample ID: Lab Control Sample
Prep Type: Total Recoverable
Prep Batch: 825590

Analyte	Spike Added	LCS Result	LCS Qualifier	Unit	D	%Rec	%Rec Limits
Boron	0.400	0.405		mg/L		101	80 - 120

Lab Sample ID: 680-247427-7 MS
Matrix: Water
Analysis Batch: 825774

Client Sample ID: SCH-GWC-12
Prep Type: Total Recoverable
Prep Batch: 825590

Analyte	Sample Result	Sample Qualifier	Spike Added	MS Result	MS Qualifier	Unit	D	%Rec	%Rec Limits
Antimony	<0.00034		0.0500	0.0538		mg/L		108	75 - 125
Arsenic	<0.00086		0.100	0.106		mg/L		106	75 - 125
Barium	0.019		0.100	0.123		mg/L		103	75 - 125
Beryllium	<0.00020		0.0500	0.0575		mg/L		115	75 - 125
Cadmium	<0.000078		0.0500	0.0538		mg/L		108	75 - 125
Calcium	1.4		5.00	6.63		mg/L		105	75 - 125
Chromium	0.0021		0.100	0.108		mg/L		106	75 - 125
Cobalt	0.00027	J	0.0500	0.0549		mg/L		109	75 - 125
Copper	<0.0011		0.101	0.112		mg/L		111	75 - 125
Lead	<0.00021		0.500	0.503		mg/L		101	75 - 125
Magnesium	1.0		5.00	6.10		mg/L		102	75 - 125
Nickel	0.00092	J B	0.100	0.108		mg/L		107	75 - 125
Potassium	0.37	J	7.00	7.92		mg/L		108	75 - 125
Selenium	<0.00099		0.100	0.101		mg/L		101	75 - 125
Silver	<0.00039		0.0500	0.0534		mg/L		107	75 - 125
Sodium	3.0		5.03	7.72		mg/L		95	75 - 125
Thallium	<0.00026		0.0500	0.0532		mg/L		106	75 - 125

Method: 6020B - Metals (ICP/MS) (Continued)

Lab Sample ID: 680-247427-7 MS
Matrix: Water
Analysis Batch: 825774

Client Sample ID: SCH-GWC-12
Prep Type: Total Recoverable
Prep Batch: 825590

Analyte	Sample Result	Sample Qualifier	Spike Added	MS Result	MS Qualifier	Unit	D	%Rec	%Rec Limits
Vanadium	<0.00063		0.100	0.109		mg/L		109	75 - 125
Zinc	<0.0028		0.0505	0.0537		mg/L		106	75 - 125

Lab Sample ID: 680-247427-7 MS
Matrix: Water
Analysis Batch: 825991

Client Sample ID: SCH-GWC-12
Prep Type: Total Recoverable
Prep Batch: 825590

Analyte	Sample Result	Sample Qualifier	Spike Added	MS Result	MS Qualifier	Unit	D	%Rec	%Rec Limits
Boron	0.024	J	0.400	0.412		mg/L		97	75 - 125

Lab Sample ID: 680-247427-7 MSD
Matrix: Water
Analysis Batch: 825774

Client Sample ID: SCH-GWC-12
Prep Type: Total Recoverable
Prep Batch: 825590

Analyte	Sample Result	Sample Qualifier	Spike Added	MSD Result	MSD Qualifier	Unit	D	%Rec	%Rec Limits	RPD	RPD Limit
Antimony	<0.00034		0.0500	0.0552		mg/L		110	75 - 125	3	20
Arsenic	<0.00086		0.100	0.105		mg/L		105	75 - 125	1	20
Barium	0.019		0.100	0.128		mg/L		109	75 - 125	5	20
Beryllium	<0.00020		0.0500	0.0560		mg/L		112	75 - 125	3	20
Cadmium	<0.000078		0.0500	0.0548		mg/L		110	75 - 125	2	20
Calcium	1.4		5.00	6.76		mg/L		108	75 - 125	2	20
Chromium	0.0021		0.100	0.110		mg/L		108	75 - 125	2	20
Cobalt	0.00027	J	0.0500	0.0547		mg/L		109	75 - 125	0	20
Copper	<0.0011		0.101	0.112		mg/L		110	75 - 125	1	20
Lead	<0.00021		0.500	0.517		mg/L		103	75 - 125	3	20
Magnesium	1.0		5.00	6.40		mg/L		107	75 - 125	5	20
Nickel	0.00092	J B	0.100	0.107		mg/L		106	75 - 125	1	20
Potassium	0.37	J	7.00	8.10		mg/L		110	75 - 125	2	20
Selenium	<0.00099		0.100	0.100		mg/L		100	75 - 125	1	20
Silver	<0.00039		0.0500	0.0546		mg/L		109	75 - 125	2	20
Sodium	3.0		5.03	8.13		mg/L		103	75 - 125	5	20
Thallium	<0.00026		0.0500	0.0575		mg/L		115	75 - 125	8	20
Vanadium	<0.00063		0.100	0.107		mg/L		107	75 - 125	2	20
Zinc	<0.0028		0.0505	0.0542		mg/L		107	75 - 125	1	20

Lab Sample ID: 680-247427-7 MSD
Matrix: Water
Analysis Batch: 825991

Client Sample ID: SCH-GWC-12
Prep Type: Total Recoverable
Prep Batch: 825590

Analyte	Sample Result	Sample Qualifier	Spike Added	MSD Result	MSD Qualifier	Unit	D	%Rec	%Rec Limits	RPD	RPD Limit
Boron	0.024	J	0.400	0.403		mg/L		95	75 - 125	2	20

Lab Sample ID: MB 680-825592/1-A
Matrix: Water
Analysis Batch: 825774

Client Sample ID: Method Blank
Prep Type: Total Recoverable
Prep Batch: 825592

Analyte	MB Result	MB Qualifier	RL	MDL	Unit	D	Prepared	Analyzed	Dil Fac
Antimony	<0.00034		0.0020	0.00034	mg/L		03/04/24 06:05	03/04/24 15:17	1
Arsenic	<0.00086		0.0010	0.00086	mg/L		03/04/24 06:05	03/04/24 15:17	1
Barium	<0.00089		0.010	0.00089	mg/L		03/04/24 06:05	03/04/24 15:17	1

Method: 6020B - Metals (ICP/MS) (Continued)

Lab Sample ID: MB 680-825592/1-A
Matrix: Water
Analysis Batch: 825774

Client Sample ID: Method Blank
Prep Type: Total Recoverable
Prep Batch: 825592

Analyte	MB Result	MB Qualifier	RL	MDL	Unit	D	Prepared	Analyzed	Dil Fac
Beryllium	<0.00020		0.0025	0.00020	mg/L		03/04/24 06:05	03/04/24 15:17	1
Boron	<0.022		0.080	0.022	mg/L		03/04/24 06:05	03/04/24 15:17	1
Cadmium	<0.000078		0.0025	0.000078	mg/L		03/04/24 06:05	03/04/24 15:17	1
Calcium	<0.14		0.50	0.14	mg/L		03/04/24 06:05	03/04/24 15:17	1
Chromium	<0.0012		0.0020	0.0012	mg/L		03/04/24 06:05	03/04/24 15:17	1
Cobalt	<0.00022		0.0025	0.00022	mg/L		03/04/24 06:05	03/04/24 15:17	1
Copper	<0.0011		0.0020	0.0011	mg/L		03/04/24 06:05	03/04/24 15:17	1
Lead	<0.00021		0.0010	0.00021	mg/L		03/04/24 06:05	03/04/24 15:17	1
Magnesium	<0.023		0.50	0.023	mg/L		03/04/24 06:05	03/04/24 15:17	1
Nickel	<0.00042		0.0010	0.00042	mg/L		03/04/24 06:05	03/04/24 15:17	1
Potassium	<0.044		0.50	0.044	mg/L		03/04/24 06:05	03/04/24 15:17	1
Selenium	<0.00099		0.0050	0.00099	mg/L		03/04/24 06:05	03/04/24 15:17	1
Silver	<0.00039		0.0010	0.00039	mg/L		03/04/24 06:05	03/04/24 15:17	1
Sodium	<0.20		0.50	0.20	mg/L		03/04/24 06:05	03/04/24 15:17	1
Thallium	<0.00026		0.0010	0.00026	mg/L		03/04/24 06:05	03/04/24 15:17	1
Vanadium	<0.00063		0.0020	0.00063	mg/L		03/04/24 06:05	03/04/24 15:17	1
Zinc	<0.0028		0.0050	0.0028	mg/L		03/04/24 06:05	03/04/24 15:17	1

Lab Sample ID: LCS 680-825592/2-A
Matrix: Water
Analysis Batch: 825774

Client Sample ID: Lab Control Sample
Prep Type: Total Recoverable
Prep Batch: 825592

Analyte	Spike Added	LCS Result	LCS Qualifier	Unit	D	%Rec	%Rec Limits
Antimony	0.0500	0.0512		mg/L		102	80 - 120
Arsenic	0.100	0.100		mg/L		100	80 - 120
Barium	0.100	0.101		mg/L		101	80 - 120
Beryllium	0.0500	0.0531		mg/L		106	80 - 120
Boron	0.400	0.391		mg/L		98	80 - 120
Cadmium	0.0500	0.0524		mg/L		105	80 - 120
Calcium	5.00	5.13		mg/L		103	80 - 120
Chromium	0.100	0.101		mg/L		100	80 - 120
Cobalt	0.0500	0.0529		mg/L		106	80 - 120
Copper	0.101	0.109		mg/L		108	80 - 120
Lead	0.500	0.489		mg/L		98	80 - 120
Magnesium	5.00	4.99		mg/L		100	80 - 120
Nickel	0.100	0.105		mg/L		105	80 - 120
Potassium	7.00	7.20		mg/L		103	80 - 120
Selenium	0.100	0.0942		mg/L		94	80 - 120
Silver	0.0500	0.0516		mg/L		103	80 - 120
Sodium	5.03	4.95		mg/L		98	80 - 120
Thallium	0.0500	0.0520		mg/L		104	80 - 120
Vanadium	0.100	0.106		mg/L		106	80 - 120
Zinc	0.0505	0.0506		mg/L		100	80 - 120

Method: 6020B - Metals (ICP/MS) (Continued)

Lab Sample ID: 680-247427-17 MS
Matrix: Water
Analysis Batch: 825774

Client Sample ID: SCH-GWC-1
Prep Type: Total Recoverable
Prep Batch: 825592

Analyte	Sample Result	Sample Qualifier	Spike Added	MS Result	MS Qualifier	Unit	D	%Rec	%Rec Limits
Antimony	<0.00034		0.0500	0.0514		mg/L		103	75 - 125
Arsenic	<0.00086		0.100	0.0968		mg/L		97	75 - 125
Barium	0.048		0.100	0.154		mg/L		106	75 - 125
Beryllium	<0.00020		0.0500	0.0524		mg/L		105	75 - 125
Boron	<0.022		0.400	0.388		mg/L		97	75 - 125
Cadmium	<0.000078		0.0500	0.0489		mg/L		98	75 - 125
Calcium	18		5.00	21.8		mg/L		78	75 - 125
Chromium	0.014		0.100	0.117		mg/L		103	75 - 125
Cobalt	<0.00022		0.0500	0.0525		mg/L		105	75 - 125
Copper	<0.0011		0.101	0.109		mg/L		108	75 - 125
Lead	0.00028	J	0.500	0.484		mg/L		97	75 - 125
Magnesium	8.9		5.00	13.5		mg/L		93	75 - 125
Nickel	0.00096	J	0.100	0.103		mg/L		102	75 - 125
Potassium	0.97		7.00	8.15		mg/L		102	75 - 125
Selenium	<0.00099		0.100	0.0916		mg/L		92	75 - 125
Silver	<0.00039		0.0500	0.0509		mg/L		102	75 - 125
Sodium	11		5.03	15.4		mg/L		88	75 - 125
Thallium	<0.00026		0.0500	0.0533		mg/L		107	75 - 125
Vanadium	0.018		0.100	0.121		mg/L		103	75 - 125
Zinc	0.0040	J	0.0505	0.0495		mg/L		90	75 - 125

Lab Sample ID: 680-247427-17 MSD
Matrix: Water
Analysis Batch: 825774

Client Sample ID: SCH-GWC-1
Prep Type: Total Recoverable
Prep Batch: 825592

Analyte	Sample Result	Sample Qualifier	Spike Added	MSD Result	MSD Qualifier	Unit	D	%Rec	%Rec Limits	RPD	RPD Limit
Antimony	<0.00034		0.0500	0.0509		mg/L		102	75 - 125	1	20
Arsenic	<0.00086		0.100	0.0984		mg/L		98	75 - 125	2	20
Barium	0.048		0.100	0.147		mg/L		99	75 - 125	4	20
Beryllium	<0.00020		0.0500	0.0523		mg/L		105	75 - 125	0	20
Boron	<0.022		0.400	0.397		mg/L		99	75 - 125	2	20
Cadmium	<0.000078		0.0500	0.0524		mg/L		105	75 - 125	7	20
Calcium	18		5.00	22.0		mg/L		81	75 - 125	1	20
Chromium	0.014		0.100	0.117		mg/L		103	75 - 125	0	20
Cobalt	<0.00022		0.0500	0.0522		mg/L		104	75 - 125	1	20
Copper	<0.0011		0.101	0.109		mg/L		108	75 - 125	0	20
Lead	0.00028	J	0.500	0.483		mg/L		97	75 - 125	0	20
Magnesium	8.9		5.00	13.4		mg/L		91	75 - 125	1	20
Nickel	0.00096	J	0.100	0.103		mg/L		102	75 - 125	0	20
Potassium	0.97		7.00	8.10		mg/L		102	75 - 125	1	20
Selenium	<0.00099		0.100	0.0934		mg/L		93	75 - 125	2	20
Silver	<0.00039		0.0500	0.0520		mg/L		104	75 - 125	2	20
Sodium	11		5.03	15.4		mg/L		88	75 - 125	0	20
Thallium	<0.00026		0.0500	0.0521		mg/L		104	75 - 125	2	20
Vanadium	0.018		0.100	0.123		mg/L		105	75 - 125	2	20
Zinc	0.0040	J	0.0505	0.0510		mg/L		93	75 - 125	3	20

Method: 7470A - Mercury (CVAA)

Lab Sample ID: MB 680-825852/1-A — **Client Sample ID: Method Blank**
Matrix: Water — **Prep Type: Total/NA**
Analysis Batch: 825982 — **Prep Batch: 825852**

Analyte	MB Result	MB Qualifier	RL	MDL	Unit	D	Prepared	Analyzed	Dil Fac
Mercury	<0.000080		0.00020	0.000080	mg/L		03/05/24 11:18	03/05/24 16:58	1

Lab Sample ID: LCS 680-825852/2-A — **Client Sample ID: Lab Control Sample**
Matrix: Water — **Prep Type: Total/NA**
Analysis Batch: 825982 — **Prep Batch: 825852**

Analyte	Spike Added	LCS Result	LCS Qualifier	Unit	D	%Rec	%Rec Limits
Mercury	0.00250	0.00252		mg/L		101	80 - 120

Lab Sample ID: 680-247418-B-6-D MS — **Client Sample ID: Matrix Spike**
Matrix: Water — **Prep Type: Total/NA**
Analysis Batch: 825982 — **Prep Batch: 825852**

Analyte	Sample Result	Sample Qualifier	Spike Added	MS Result	MS Qualifier	Unit	D	%Rec	%Rec Limits
Mercury	<0.000080		0.00100	0.000980		mg/L		98	80 - 120

Lab Sample ID: 680-247418-B-6-E MSD — **Client Sample ID: Matrix Spike Duplicate**
Matrix: Water — **Prep Type: Total/NA**
Analysis Batch: 825982 — **Prep Batch: 825852**

Analyte	Sample Result	Sample Qualifier	Spike Added	MSD Result	MSD Qualifier	Unit	D	%Rec	%Rec Limits	RPD	RPD Limit
Mercury	<0.000080		0.00100	0.000979		mg/L		98	80 - 120	0	20

Lab Sample ID: MB 680-825884/1-A — **Client Sample ID: Method Blank**
Matrix: Water — **Prep Type: Total/NA**
Analysis Batch: 826126 — **Prep Batch: 825884**

Analyte	MB Result	MB Qualifier	RL	MDL	Unit	D	Prepared	Analyzed	Dil Fac
Mercury	<0.000080		0.00020	0.000080	mg/L		03/05/24 13:17	03/06/24 10:22	1

Lab Sample ID: LCS 680-825884/2-A — **Client Sample ID: Lab Control Sample**
Matrix: Water — **Prep Type: Total/NA**
Analysis Batch: 826126 — **Prep Batch: 825884**

Analyte	Spike Added	LCS Result	LCS Qualifier	Unit	D	%Rec	%Rec Limits
Mercury	0.00250	0.00241		mg/L		96	80 - 120

Lab Sample ID: 680-247361-C-2-H MS — **Client Sample ID: Matrix Spike**
Matrix: Water — **Prep Type: Total/NA**
Analysis Batch: 826126 — **Prep Batch: 825884**

Analyte	Sample Result	Sample Qualifier	Spike Added	MS Result	MS Qualifier	Unit	D	%Rec	%Rec Limits
Mercury	<0.000080		0.00100	0.00101		mg/L		101	80 - 120

Lab Sample ID: 680-247361-C-2-I MSD — **Client Sample ID: Matrix Spike Duplicate**
Matrix: Water — **Prep Type: Total/NA**
Analysis Batch: 826126 — **Prep Batch: 825884**

Analyte	Sample Result	Sample Qualifier	Spike Added	MSD Result	MSD Qualifier	Unit	D	%Rec	%Rec Limits	RPD	RPD Limit
Mercury	<0.000080		0.00100	0.000931		mg/L		93	80 - 120	8	20

Method: 7470A - Mercury (CVAA)

Lab Sample ID: MB 680-826276/1-A — **Client Sample ID: Method Blank**
Matrix: Water — **Prep Type: Total/NA**
Analysis Batch: 826472 — **Prep Batch: 826276**

Analyte	MB Result	MB Qualifier	RL	MDL	Unit	D	Prepared	Analyzed	Dil Fac
Mercury	<0.000080		0.00020	0.000080	mg/L		03/07/24 09:53	03/07/24 16:28	1

Lab Sample ID: LCS 680-826276/2-A — **Client Sample ID: Lab Control Sample**
Matrix: Water — **Prep Type: Total/NA**
Analysis Batch: 826472 — **Prep Batch: 826276**

Analyte	Spike Added	LCS Result	LCS Qualifier	Unit	D	%Rec	%Rec Limits
Mercury	0.00250	0.00262		mg/L		105	80 - 120

Lab Sample ID: 400-251814-C-1-D MS — **Client Sample ID: Matrix Spike**
Matrix: Water — **Prep Type: Total/NA**
Analysis Batch: 826472 — **Prep Batch: 826276**

Analyte	Sample Result	Sample Qualifier	Spike Added	MS Result	MS Qualifier	Unit	D	%Rec	%Rec Limits
Mercury	<0.000080		0.00100	0.00106		mg/L		106	80 - 120

Lab Sample ID: 400-251814-C-1-E MSD — **Client Sample ID: Matrix Spike Duplicate**
Matrix: Water — **Prep Type: Total/NA**
Analysis Batch: 826472 — **Prep Batch: 826276**

Analyte	Sample Result	Sample Qualifier	Spike Added	MSD Result	MSD Qualifier	Unit	D	%Rec	%Rec Limits	RPD	RPD Limit
Mercury	<0.000080		0.00100	0.00103		mg/L		103	80 - 120	3	20

Lab Sample ID: MB 680-826295/1-A — **Client Sample ID: Method Blank**
Matrix: Water — **Prep Type: Total/NA**
Analysis Batch: 826574 — **Prep Batch: 826295**

Analyte	MB Result	MB Qualifier	RL	MDL	Unit	D	Prepared	Analyzed	Dil Fac
Mercury	<0.000080		0.00020	0.000080	mg/L		03/07/24 10:55	03/08/24 11:11	1

Lab Sample ID: LCS 680-826295/2-A — **Client Sample ID: Lab Control Sample**
Matrix: Water — **Prep Type: Total/NA**
Analysis Batch: 826574 — **Prep Batch: 826295**

Analyte	Spike Added	LCS Result	LCS Qualifier	Unit	D	%Rec	%Rec Limits
Mercury	0.00250	0.00237		mg/L		95	80 - 120

Lab Sample ID: 400-251953-C-9-D MS — **Client Sample ID: Matrix Spike**
Matrix: Water — **Prep Type: Total/NA**
Analysis Batch: 826574 — **Prep Batch: 826295**

Analyte	Sample Result	Sample Qualifier	Spike Added	MS Result	MS Qualifier	Unit	D	%Rec	%Rec Limits
Mercury	<0.000080		0.00100	0.000963		mg/L		96	80 - 120

Lab Sample ID: 400-251953-C-9-E MSD — **Client Sample ID: Matrix Spike Duplicate**
Matrix: Water — **Prep Type: Total/NA**
Analysis Batch: 826574 — **Prep Batch: 826295**

Analyte	Sample Result	Sample Qualifier	Spike Added	MSD Result	MSD Qualifier	Unit	D	%Rec	%Rec Limits	RPD	RPD Limit
Mercury	<0.000080		0.00100	0.000971		mg/L		97	80 - 120	1	20

QC Sample Results

Client: Southern Company
Project/Site: CCR - Plant Scherer Cell 1

Job ID: 680-247427-1

Method: 7470A - Mercury (CVAA)

Lab Sample ID: MB 680-826304/1-A — **Client Sample ID: Method Blank**
Matrix: Water — **Prep Type: Total/NA**
Analysis Batch: 826574 — **Prep Batch: 826304**

Analyte	MB Result	MB Qualifier	RL	MDL	Unit	D	Prepared	Analyzed	Dil Fac
Mercury	<0.000080		0.00020	0.000080	mg/L		03/07/24 11:59	03/08/24 12:08	1

Lab Sample ID: LCS 680-826304/2-A — **Client Sample ID: Lab Control Sample**
Matrix: Water — **Prep Type: Total/NA**
Analysis Batch: 826574 — **Prep Batch: 826304**

Analyte	Spike Added	LCS Result	LCS Qualifier	Unit	D	%Rec	%Rec Limits
Mercury	0.00250	0.00242		mg/L		97	80 - 120

Lab Sample ID: 680-247506-L-1-D MS — **Client Sample ID: Matrix Spike**
Matrix: Water — **Prep Type: Total/NA**
Analysis Batch: 826574 — **Prep Batch: 826304**

Analyte	Sample Result	Sample Qualifier	Spike Added	MS Result	MS Qualifier	Unit	D	%Rec	%Rec Limits
Mercury	<0.000080		0.00100	0.000965		mg/L		97	80 - 120

Lab Sample ID: 680-247506-L-1-E MSD — **Client Sample ID: Matrix Spike Duplicate**
Matrix: Water — **Prep Type: Total/NA**
Analysis Batch: 826574 — **Prep Batch: 826304**

Analyte	Sample Result	Sample Qualifier	Spike Added	MSD Result	MSD Qualifier	Unit	D	%Rec	%Rec Limits	RPD	RPD Limit
Mercury	<0.000080		0.00100	0.000981		mg/L		98	80 - 120	2	20

Method: 2320B-2011 - Alkalinity, Total

Lab Sample ID: MB 680-825906/4 — **Client Sample ID: Method Blank**
Matrix: Water — **Prep Type: Total/NA**
Analysis Batch: 825906

Analyte	MB Result	MB Qualifier	RL	MDL	Unit	D	Prepared	Analyzed	Dil Fac
Total Alkalinity as CaCO3 to pH 4.5	<2.2		5.0	2.2	mg/L			03/04/24 17:10	1
Bicarbonate Alkalinity as CaCO3	<5.0		5.0	5.0	mg/L			03/04/24 17:10	1
Carbonate Alkalinity as CaCO3	<5.0		5.0	5.0	mg/L			03/04/24 17:10	1

Lab Sample ID: LCS 680-825906/6 — **Client Sample ID: Lab Control Sample**
Matrix: Water — **Prep Type: Total/NA**
Analysis Batch: 825906

Analyte	Spike Added	LCS Result	LCS Qualifier	Unit	D	%Rec	%Rec Limits
Total Alkalinity as CaCO3 to pH 4.5	250	248		mg/L		99	90 - 112

Lab Sample ID: LCSD 680-825906/31 — **Client Sample ID: Lab Control Sample Dup**
Matrix: Water — **Prep Type: Total/NA**
Analysis Batch: 825906

Analyte	Spike Added	LCSD Result	LCSD Qualifier	Unit	D	%Rec	%Rec Limits	RPD	RPD Limit
Total Alkalinity as CaCO3 to pH 4.5	250	250		mg/L		100	90 - 112	0	30

Method: 2320B-2011 - Alkalinity, Total (Continued)

Lab Sample ID: 680-247338-F-11 DU — **Client Sample ID: Duplicate**
Matrix: Water — **Prep Type: Total/NA**
Analysis Batch: 825906

Analyte	Sample Result	Sample Qualifier		DU Result	DU Qualifier	Unit	D			RPD	RPD Limit
Total Alkalinity as CaCO3 to pH 4.5	3.5	J		<2.2		mg/L				NC	30
Bicarbonate Alkalinity as CaCO3	<5.0			<5.0		mg/L				NC	30
Carbonate Alkalinity as CaCO3	<5.0			<5.0		mg/L				NC	30

Lab Sample ID: MB 680-825907/4 — **Client Sample ID: Method Blank**
Matrix: Water — **Prep Type: Total/NA**
Analysis Batch: 825907

Analyte	MB Result	MB Qualifier	RL	MDL	Unit	D	Prepared	Analyzed	Dil Fac
Total Alkalinity as CaCO3 to pH 4.5	<2.2		5.0	2.2	mg/L			03/04/24 22:29	1
Bicarbonate Alkalinity as CaCO3	<5.0		5.0	5.0	mg/L			03/04/24 22:29	1
Carbonate Alkalinity as CaCO3	<5.0		5.0	5.0	mg/L			03/04/24 22:29	1

Lab Sample ID: LCS 680-825907/6 — **Client Sample ID: Lab Control Sample**
Matrix: Water — **Prep Type: Total/NA**
Analysis Batch: 825907

Analyte			Spike Added	LCS Result	LCS Qualifier	Unit	D	%Rec	%Rec Limits		
Total Alkalinity as CaCO3 to pH 4.5			250	249		mg/L		100	90 - 112		

Lab Sample ID: LCSD 680-825907/31 — **Client Sample ID: Lab Control Sample Dup**
Matrix: Water — **Prep Type: Total/NA**
Analysis Batch: 825907

Analyte			Spike Added	LCSD Result	LCSD Qualifier	Unit	D	%Rec	%Rec Limits	RPD	RPD Limit
Total Alkalinity as CaCO3 to pH 4.5			250	252		mg/L		101	90 - 112	1	30

Lab Sample ID: 680-247418-E-1 DU — **Client Sample ID: Duplicate**
Matrix: Water — **Prep Type: Total/NA**
Analysis Batch: 825907

Analyte	Sample Result	Sample Qualifier		DU Result	DU Qualifier	Unit	D			RPD	RPD Limit
Total Alkalinity as CaCO3 to pH 4.5	52			43.4		mg/L				18	30
Bicarbonate Alkalinity as CaCO3	52			43.4		mg/L				18	30
Carbonate Alkalinity as CaCO3	<5.0			<5.0		mg/L				NC	30

Lab Sample ID: 680-247426-F-1 DU — **Client Sample ID: Duplicate**
Matrix: Water — **Prep Type: Total/NA**
Analysis Batch: 825907

Analyte	Sample Result	Sample Qualifier		DU Result	DU Qualifier	Unit	D			RPD	RPD Limit
Total Alkalinity as CaCO3 to pH 4.5	24			22.9		mg/L				4	30
Bicarbonate Alkalinity as CaCO3	24			22.9		mg/L				4	30
Carbonate Alkalinity as CaCO3	<5.0			<5.0		mg/L				NC	30

Method: 2320B-2011 - Alkalinity, Total (Continued)

Lab Sample ID: MB 680-826476/4 — **Client Sample ID: Method Blank**
Matrix: Water — **Prep Type: Total/NA**
Analysis Batch: 826476

Analyte	MB Result	MB Qualifier	RL	MDL	Unit	D	Prepared	Analyzed	Dil Fac
Total Alkalinity as CaCO3 to pH 4.5	<2.2		5.0	2.2	mg/L			03/07/24 18:51	1
Bicarbonate Alkalinity as CaCO3	<5.0		5.0	5.0	mg/L			03/07/24 18:51	1
Carbonate Alkalinity as CaCO3	<5.0		5.0	5.0	mg/L			03/07/24 18:51	1

Lab Sample ID: LCS 680-826476/6 — **Client Sample ID: Lab Control Sample**
Matrix: Water — **Prep Type: Total/NA**
Analysis Batch: 826476

Analyte	Spike Added	LCS Result	LCS Qualifier	Unit	D	%Rec	%Rec Limits
Total Alkalinity as CaCO3 to pH 4.5	250	248		mg/L		99	90 - 112

Lab Sample ID: LCSD 680-826476/31 — **Client Sample ID: Lab Control Sample Dup**
Matrix: Water — **Prep Type: Total/NA**
Analysis Batch: 826476

Analyte	Spike Added	LCSD Result	LCSD Qualifier	Unit	D	%Rec	%Rec Limits	RPD	RPD Limit
Total Alkalinity as CaCO3 to pH 4.5	250	251		mg/L		101	90 - 112	1	30

Lab Sample ID: 680-247427-14 DU — **Client Sample ID: SCH-CELL1-EB-6**
Matrix: Water — **Prep Type: Total/NA**
Analysis Batch: 826476

Analyte	Sample Result	Sample Qualifier	DU Result	DU Qualifier	Unit	D	RPD	RPD Limit
Total Alkalinity as CaCO3 to pH 4.5	3.6	J	<2.2		mg/L		NC	30
Bicarbonate Alkalinity as CaCO3	<5.0		<5.0		mg/L		NC	30
Carbonate Alkalinity as CaCO3	<5.0		<5.0		mg/L		NC	30

Method: 2540C-2011 - Total Dissolved Solids (Dried at 180 °C)

Lab Sample ID: MB 680-826067/1 — **Client Sample ID: Method Blank**
Matrix: Water — **Prep Type: Total/NA**
Analysis Batch: 826067

Analyte	MB Result	MB Qualifier	RL	MDL	Unit	D	Prepared	Analyzed	Dil Fac
Total Dissolved Solids	<10		10	10	mg/L			03/06/24 10:46	1

Lab Sample ID: LCS 680-826067/2 — **Client Sample ID: Lab Control Sample**
Matrix: Water — **Prep Type: Total/NA**
Analysis Batch: 826067

Analyte	Spike Added	LCS Result	LCS Qualifier	Unit	D	%Rec	%Rec Limits
Total Dissolved Solids	2410	2440		mg/L		101	80 - 120

Method: 2540C-2011 - Total Dissolved Solids (Dried at 180 °C) (Continued)

Lab Sample ID: LCSD 680-826067/3 — **Client Sample ID: Lab Control Sample Dup**
Matrix: Water — **Prep Type: Total/NA**
Analysis Batch: 826067

Analyte			Spike Added	LCSD Result	LCSD Qualifier	Unit	D	%Rec	%Rec Limits	RPD	RPD Limit
Total Dissolved Solids			2410	2430		mg/L		101	80 - 120	0	25

Lab Sample ID: 680-247418-A-2 DU — **Client Sample ID: Duplicate**
Matrix: Water — **Prep Type: Total/NA**
Analysis Batch: 826067

Analyte	Sample Result	Sample Qualifier		DU Result	DU Qualifier	Unit	D			RPD	RPD Limit
Total Dissolved Solids	160			150		mg/L				4	5

Lab Sample ID: 680-247418-A-3 DU — **Client Sample ID: Duplicate**
Matrix: Water — **Prep Type: Total/NA**
Analysis Batch: 826067

Analyte	Sample Result	Sample Qualifier		DU Result	DU Qualifier	Unit	D			RPD	RPD Limit
Total Dissolved Solids	200			214	F3	mg/L				6	5

Lab Sample ID: MB 680-826354/1 — **Client Sample ID: Method Blank**
Matrix: Water — **Prep Type: Total/NA**
Analysis Batch: 826354

Analyte	MB Result	MB Qualifier	RL	MDL	Unit	D	Prepared	Analyzed	Dil Fac
Total Dissolved Solids	<10		10	10	mg/L			03/07/24 14:52	1

Lab Sample ID: LCS 680-826354/2 — **Client Sample ID: Lab Control Sample**
Matrix: Water — **Prep Type: Total/NA**
Analysis Batch: 826354

Analyte			Spike Added	LCS Result	LCS Qualifier	Unit	D	%Rec	%Rec Limits		
Total Dissolved Solids			2410	2470		mg/L		103	80 - 120		

Lab Sample ID: LCSD 680-826354/3 — **Client Sample ID: Lab Control Sample Dup**
Matrix: Water — **Prep Type: Total/NA**
Analysis Batch: 826354

Analyte			Spike Added	LCSD Result	LCSD Qualifier	Unit	D	%Rec	%Rec Limits	RPD	RPD Limit
Total Dissolved Solids			2410	2410		mg/L		100	80 - 120	2	25

Lab Sample ID: 680-247569-C-1 DU — **Client Sample ID: Duplicate**
Matrix: Water — **Prep Type: Total/NA**
Analysis Batch: 826354

Analyte	Sample Result	Sample Qualifier		DU Result	DU Qualifier	Unit	D			RPD	RPD Limit
Total Dissolved Solids	990			994		mg/L				0.8	5

Lab Sample ID: 680-247611-A-2 DU — **Client Sample ID: Duplicate**
Matrix: Water — **Prep Type: Total/NA**
Analysis Batch: 826354

Analyte	Sample Result	Sample Qualifier		DU Result	DU Qualifier	Unit	D			RPD	RPD Limit
Total Dissolved Solids	320			314		mg/L				3	5

QC Association Summary

Client: Southern Company
Project/Site: CCR - Plant Scherer Cell 1

Job ID: 680-247427-1

HPLC/IC

Analysis Batch: 79273

Lab Sample ID	Client Sample ID	Prep Type	Matrix	Method	Prep Batch
680-247427-1	SCH-GWC-4	Total/NA	Water	300.0	
680-247427-2	SCH-GWC-5	Total/NA	Water	300.0	
680-247427-3	SCH-GWC-6	Total/NA	Water	300.0	
680-247427-4	SCH-GWC-7	Total/NA	Water	300.0	
680-247427-5	SCH-GWC-8A	Total/NA	Water	300.0	
680-247427-6	SCH-GWC-11	Total/NA	Water	300.0	
680-247427-7	SCH-GWC-12	Total/NA	Water	300.0	
680-247427-8	SCH-GWC-18	Total/NA	Water	300.0	
680-247427-9	SCH-GWC-19	Total/NA	Water	300.0	
680-247427-10	SCH-CELL1-FD-5	Total/NA	Water	300.0	
680-247427-11	SCH-CELL1-FD-6	Total/NA	Water	300.0	
680-247427-12	SCH-CELL1-EB-5	Total/NA	Water	300.0	
680-247427-13	SCH-CELL1-FB-5	Total/NA	Water	300.0	
MB 670-79273/37	Method Blank	Total/NA	Water	300.0	
MB 670-79273/6	Method Blank	Total/NA	Water	300.0	
MB 670-79273/68	Method Blank	Total/NA	Water	300.0	
LCS 670-79273/35	Lab Control Sample	Total/NA	Water	300.0	
LCS 670-79273/66	Lab Control Sample	Total/NA	Water	300.0	
LCSD 670-79273/36	Lab Control Sample Dup	Total/NA	Water	300.0	
LCSD 670-79273/67	Lab Control Sample Dup	Total/NA	Water	300.0	
680-247427-4 MS	SCH-GWC-7	Total/NA	Water	300.0	
680-247427-4 MSD	SCH-GWC-7	Total/NA	Water	300.0	

Analysis Batch: 79516

Lab Sample ID	Client Sample ID	Prep Type	Matrix	Method	Prep Batch
680-247427-14	SCH-CELL1-EB-6	Total/NA	Water	300.0	
680-247427-15	SCH-CELL1-FB-6	Total/NA	Water	300.0	
680-247427-16	SCH-GWC-20	Total/NA	Water	300.0	
680-247427-17	SCH-GWC-1	Total/NA	Water	300.0	
680-247427-18	SCH-GWC-9	Total/NA	Water	300.0	
680-247427-19	SCH-GWC-13	Total/NA	Water	300.0	
680-247427-20	SCH-GWC-14	Total/NA	Water	300.0	
680-247427-21	SCH-GWC-2	Total/NA	Water	300.0	
680-247427-22	SCH-GWC-10	Total/NA	Water	300.0	
MB 670-79516/11	Method Blank	Total/NA	Water	300.0	
LCS 670-79516/9	Lab Control Sample	Total/NA	Water	300.0	
LCSD 670-79516/10	Lab Control Sample Dup	Total/NA	Water	300.0	
680-247427-14 MS	SCH-CELL1-EB-6	Total/NA	Water	300.0	
680-247427-14 MSD	SCH-CELL1-EB-6	Total/NA	Water	300.0	

Metals

Prep Batch: 825590

Lab Sample ID	Client Sample ID	Prep Type	Matrix	Method	Prep Batch
680-247427-1	SCH-GWC-4	Total Recoverable	Water	3005A	
680-247427-2	SCH-GWC-5	Total Recoverable	Water	3005A	
680-247427-3	SCH-GWC-6	Total Recoverable	Water	3005A	
680-247427-4	SCH-GWC-7	Total Recoverable	Water	3005A	
680-247427-5	SCH-GWC-8A	Total Recoverable	Water	3005A	
680-247427-7	SCH-GWC-12	Total Recoverable	Water	3005A	
680-247427-8	SCH-GWC-18	Total Recoverable	Water	3005A	

Metals (Continued)

Prep Batch: 825590 (Continued)

Lab Sample ID	Client Sample ID	Prep Type	Matrix	Method	Prep Batch
680-247427-9	SCH-GWC-19	Total Recoverable	Water	3005A	
680-247427-10	SCH-CELL1-FD-5	Total Recoverable	Water	3005A	
680-247427-11	SCH-CELL1-FD-6	Total Recoverable	Water	3005A	
680-247427-12	SCH-CELL1-EB-5	Total Recoverable	Water	3005A	
680-247427-13	SCH-CELL1-FB-5	Total Recoverable	Water	3005A	
680-247427-14	SCH-CELL1-EB-6	Total Recoverable	Water	3005A	
680-247427-15	SCH-CELL1-FB-6	Total Recoverable	Water	3005A	
680-247427-16	SCH-GWC-20	Total Recoverable	Water	3005A	
680-247427-18	SCH-GWC-9	Total Recoverable	Water	3005A	
680-247427-20	SCH-GWC-14	Total Recoverable	Water	3005A	
680-247427-22	SCH-GWC-10	Total Recoverable	Water	3005A	
MB 680-825590/1-A	Method Blank	Total Recoverable	Water	3005A	
LCS 680-825590/2-A	Lab Control Sample	Total Recoverable	Water	3005A	
680-247427-7 MS	SCH-GWC-12	Total Recoverable	Water	3005A	
680-247427-7 MSD	SCH-GWC-12	Total Recoverable	Water	3005A	

Prep Batch: 825592

Lab Sample ID	Client Sample ID	Prep Type	Matrix	Method	Prep Batch
680-247427-6	SCH-GWC-11	Total Recoverable	Water	3005A	
680-247427-17	SCH-GWC-1	Total Recoverable	Water	3005A	
680-247427-19	SCH-GWC-13	Total Recoverable	Water	3005A	
680-247427-21	SCH-GWC-2	Total Recoverable	Water	3005A	
MB 680-825592/1-A	Method Blank	Total Recoverable	Water	3005A	
LCS 680-825592/2-A	Lab Control Sample	Total Recoverable	Water	3005A	
680-247427-17 MS	SCH-GWC-1	Total Recoverable	Water	3005A	
680-247427-17 MSD	SCH-GWC-1	Total Recoverable	Water	3005A	

Analysis Batch: 825774

Lab Sample ID	Client Sample ID	Prep Type	Matrix	Method	Prep Batch
680-247427-1	SCH-GWC-4	Total Recoverable	Water	6020B	825590
680-247427-2	SCH-GWC-5	Total Recoverable	Water	6020B	825590
680-247427-3	SCH-GWC-6	Total Recoverable	Water	6020B	825590
680-247427-4	SCH-GWC-7	Total Recoverable	Water	6020B	825590
680-247427-5	SCH-GWC-8A	Total Recoverable	Water	6020B	825590
680-247427-6	SCH-GWC-11	Total Recoverable	Water	6020B	825592
680-247427-7	SCH-GWC-12	Total Recoverable	Water	6020B	825590
680-247427-8	SCH-GWC-18	Total Recoverable	Water	6020B	825590
680-247427-9	SCH-GWC-19	Total Recoverable	Water	6020B	825590
680-247427-10	SCH-CELL1-FD-5	Total Recoverable	Water	6020B	825590
680-247427-11	SCH-CELL1-FD-6	Total Recoverable	Water	6020B	825590
680-247427-12	SCH-CELL1-EB-5	Total Recoverable	Water	6020B	825590
680-247427-13	SCH-CELL1-FB-5	Total Recoverable	Water	6020B	825590
680-247427-14	SCH-CELL1-EB-6	Total Recoverable	Water	6020B	825590
680-247427-15	SCH-CELL1-FB-6	Total Recoverable	Water	6020B	825590
680-247427-16	SCH-GWC-20	Total Recoverable	Water	6020B	825590
680-247427-17	SCH-GWC-1	Total Recoverable	Water	6020B	825592
680-247427-18	SCH-GWC-9	Total Recoverable	Water	6020B	825590
680-247427-19	SCH-GWC-13	Total Recoverable	Water	6020B	825592
680-247427-20	SCH-GWC-14	Total Recoverable	Water	6020B	825590
680-247427-21	SCH-GWC-2	Total Recoverable	Water	6020B	825592
680-247427-22	SCH-GWC-10	Total Recoverable	Water	6020B	825590

Metals (Continued)

Analysis Batch: 825774 (Continued)

Lab Sample ID	Client Sample ID	Prep Type	Matrix	Method	Prep Batch
MB 680-825590/1-A	Method Blank	Total Recoverable	Water	6020B	825590
MB 680-825592/1-A	Method Blank	Total Recoverable	Water	6020B	825592
LCS 680-825590/2-A	Lab Control Sample	Total Recoverable	Water	6020B	825590
LCS 680-825592/2-A	Lab Control Sample	Total Recoverable	Water	6020B	825592
680-247427-7 MS	SCH-GWC-12	Total Recoverable	Water	6020B	825590
680-247427-7 MSD	SCH-GWC-12	Total Recoverable	Water	6020B	825590
680-247427-17 MS	SCH-GWC-1	Total Recoverable	Water	6020B	825592
680-247427-17 MSD	SCH-GWC-1	Total Recoverable	Water	6020B	825592

Prep Batch: 825852

Lab Sample ID	Client Sample ID	Prep Type	Matrix	Method	Prep Batch
680-247427-6	SCH-GWC-11	Total/NA	Water	7470A	
680-247427-9	SCH-GWC-19	Total/NA	Water	7470A	
680-247427-17	SCH-GWC-1	Total/NA	Water	7470A	
680-247427-19	SCH-GWC-13	Total/NA	Water	7470A	
680-247427-21	SCH-GWC-2	Total/NA	Water	7470A	
MB 680-825852/1-A	Method Blank	Total/NA	Water	7470A	
LCS 680-825852/2-A	Lab Control Sample	Total/NA	Water	7470A	
680-247418-B-6-D MS	Matrix Spike	Total/NA	Water	7470A	
680-247418-B-6-E MSD	Matrix Spike Duplicate	Total/NA	Water	7470A	

Prep Batch: 825884

Lab Sample ID	Client Sample ID	Prep Type	Matrix	Method	Prep Batch
680-247427-7	SCH-GWC-12	Total/NA	Water	7470A	
680-247427-8	SCH-GWC-18	Total/NA	Water	7470A	
680-247427-12	SCH-CELL1-EB-5	Total/NA	Water	7470A	
680-247427-15	SCH-CELL1-FB-6	Total/NA	Water	7470A	
MB 680-825884/1-A	Method Blank	Total/NA	Water	7470A	
LCS 680-825884/2-A	Lab Control Sample	Total/NA	Water	7470A	
680-247361-C-2-H MS	Matrix Spike	Total/NA	Water	7470A	
680-247361-C-2-I MSD	Matrix Spike Duplicate	Total/NA	Water	7470A	

Analysis Batch: 825982

Lab Sample ID	Client Sample ID	Prep Type	Matrix	Method	Prep Batch
680-247427-6	SCH-GWC-11	Total/NA	Water	7470A	825852
680-247427-9	SCH-GWC-19	Total/NA	Water	7470A	825852
680-247427-17	SCH-GWC-1	Total/NA	Water	7470A	825852
680-247427-19	SCH-GWC-13	Total/NA	Water	7470A	825852
680-247427-21	SCH-GWC-2	Total/NA	Water	7470A	825852
MB 680-825852/1-A	Method Blank	Total/NA	Water	7470A	825852
LCS 680-825852/2-A	Lab Control Sample	Total/NA	Water	7470A	825852
680-247418-B-6-D MS	Matrix Spike	Total/NA	Water	7470A	825852
680-247418-B-6-E MSD	Matrix Spike Duplicate	Total/NA	Water	7470A	825852

Analysis Batch: 825991

Lab Sample ID	Client Sample ID	Prep Type	Matrix	Method	Prep Batch
680-247427-7	SCH-GWC-12	Total Recoverable	Water	6020B	825590
680-247427-9	SCH-GWC-19	Total Recoverable	Water	6020B	825590
680-247427-10	SCH-CELL1-FD-5	Total Recoverable	Water	6020B	825590
680-247427-12	SCH-CELL1-EB-5	Total Recoverable	Water	6020B	825590
680-247427-15	SCH-CELL1-FB-6	Total Recoverable	Water	6020B	825590

Metals (Continued)

Analysis Batch: 825991 (Continued)

Lab Sample ID	Client Sample ID	Prep Type	Matrix	Method	Prep Batch
680-247427-16	SCH-GWC-20	Total Recoverable	Water	6020B	825590
MB 680-825590/1-A	Method Blank	Total Recoverable	Water	6020B	825590
LCS 680-825590/2-A	Lab Control Sample	Total Recoverable	Water	6020B	825590
680-247427-7 MS	SCH-GWC-12	Total Recoverable	Water	6020B	825590
680-247427-7 MSD	SCH-GWC-12	Total Recoverable	Water	6020B	825590

Analysis Batch: 826126

Lab Sample ID	Client Sample ID	Prep Type	Matrix	Method	Prep Batch
680-247427-7	SCH-GWC-12	Total/NA	Water	7470A	825884
680-247427-8	SCH-GWC-18	Total/NA	Water	7470A	825884
680-247427-12	SCH-CELL1-EB-5	Total/NA	Water	7470A	825884
680-247427-15	SCH-CELL1-FB-6	Total/NA	Water	7470A	825884
MB 680-825884/1-A	Method Blank	Total/NA	Water	7470A	825884
LCS 680-825884/2-A	Lab Control Sample	Total/NA	Water	7470A	825884
680-247361-C-2-H MS	Matrix Spike	Total/NA	Water	7470A	825884
680-247361-C-2-I MSD	Matrix Spike Duplicate	Total/NA	Water	7470A	825884

Prep Batch: 826276

Lab Sample ID	Client Sample ID	Prep Type	Matrix	Method	Prep Batch
680-247427-1	SCH-GWC-4	Total/NA	Water	7470A	
680-247427-2	SCH-GWC-5	Total/NA	Water	7470A	
680-247427-3	SCH-GWC-6	Total/NA	Water	7470A	
680-247427-4	SCH-GWC-7	Total/NA	Water	7470A	
680-247427-5	SCH-GWC-8A	Total/NA	Water	7470A	
MB 680-826276/1-A	Method Blank	Total/NA	Water	7470A	
LCS 680-826276/2-A	Lab Control Sample	Total/NA	Water	7470A	
400-251814-C-1-D MS	Matrix Spike	Total/NA	Water	7470A	
400-251814-C-1-E MSD	Matrix Spike Duplicate	Total/NA	Water	7470A	

Prep Batch: 826295

Lab Sample ID	Client Sample ID	Prep Type	Matrix	Method	Prep Batch
680-247427-11	SCH-CELL1-FD-6	Total/NA	Water	7470A	
680-247427-13	SCH-CELL1-FB-5	Total/NA	Water	7470A	
680-247427-14	SCH-CELL1-EB-6	Total/NA	Water	7470A	
680-247427-16	SCH-GWC-20	Total/NA	Water	7470A	
680-247427-18	SCH-GWC-9	Total/NA	Water	7470A	
680-247427-20	SCH-GWC-14	Total/NA	Water	7470A	
680-247427-22	SCH-GWC-10	Total/NA	Water	7470A	
MB 680-826295/1-A	Method Blank	Total/NA	Water	7470A	
LCS 680-826295/2-A	Lab Control Sample	Total/NA	Water	7470A	
400-251953-C-9-D MS	Matrix Spike	Total/NA	Water	7470A	
400-251953-C-9-E MSD	Matrix Spike Duplicate	Total/NA	Water	7470A	

Prep Batch: 826304

Lab Sample ID	Client Sample ID	Prep Type	Matrix	Method	Prep Batch
680-247427-10	SCH-CELL1-FD-5	Total/NA	Water	7470A	
MB 680-826304/1-A	Method Blank	Total/NA	Water	7470A	
LCS 680-826304/2-A	Lab Control Sample	Total/NA	Water	7470A	
680-247506-L-1-D MS	Matrix Spike	Total/NA	Water	7470A	
680-247506-L-1-E MSD	Matrix Spike Duplicate	Total/NA	Water	7470A	

QC Association Summary

Client: Southern Company
Project/Site: CCR - Plant Scherer Cell 1

Job ID: 680-247427-1

Metals

Analysis Batch: 826472

Lab Sample ID	Client Sample ID	Prep Type	Matrix	Method	Prep Batch
680-247427-1	SCH-GWC-4	Total/NA	Water	7470A	826276
680-247427-2	SCH-GWC-5	Total/NA	Water	7470A	826276
680-247427-3	SCH-GWC-6	Total/NA	Water	7470A	826276
680-247427-4	SCH-GWC-7	Total/NA	Water	7470A	826276
680-247427-5	SCH-GWC-8A	Total/NA	Water	7470A	826276
MB 680-826276/1-A	Method Blank	Total/NA	Water	7470A	826276
LCS 680-826276/2-A	Lab Control Sample	Total/NA	Water	7470A	826276
400-251814-C-1-D MS	Matrix Spike	Total/NA	Water	7470A	826276
400-251814-C-1-E MSD	Matrix Spike Duplicate	Total/NA	Water	7470A	826276

Analysis Batch: 826574

Lab Sample ID	Client Sample ID	Prep Type	Matrix	Method	Prep Batch
680-247427-10	SCH-CELL1-FD-5	Total/NA	Water	7470A	826304
680-247427-11	SCH-CELL1-FD-6	Total/NA	Water	7470A	826295
680-247427-13	SCH-CELL1-FB-5	Total/NA	Water	7470A	826295
680-247427-14	SCH-CELL1-EB-6	Total/NA	Water	7470A	826295
680-247427-16	SCH-GWC-20	Total/NA	Water	7470A	826295
680-247427-18	SCH-GWC-9	Total/NA	Water	7470A	826295
680-247427-20	SCH-GWC-14	Total/NA	Water	7470A	826295
680-247427-22	SCH-GWC-10	Total/NA	Water	7470A	826295
MB 680-826295/1-A	Method Blank	Total/NA	Water	7470A	826295
MB 680-826304/1-A	Method Blank	Total/NA	Water	7470A	826304
LCS 680-826295/2-A	Lab Control Sample	Total/NA	Water	7470A	826295
LCS 680-826304/2-A	Lab Control Sample	Total/NA	Water	7470A	826304
400-251953-C-9-D MS	Matrix Spike	Total/NA	Water	7470A	826295
400-251953-C-9-E MSD	Matrix Spike Duplicate	Total/NA	Water	7470A	826295
680-247506-L-1-D MS	Matrix Spike	Total/NA	Water	7470A	826304
680-247506-L-1-E MSD	Matrix Spike Duplicate	Total/NA	Water	7470A	826304

General Chemistry

Analysis Batch: 825906

Lab Sample ID	Client Sample ID	Prep Type	Matrix	Method	Prep Batch
680-247427-7	SCH-GWC-12	Total/NA	Water	2320B-2011	
MB 680-825906/4	Method Blank	Total/NA	Water	2320B-2011	
LCS 680-825906/6	Lab Control Sample	Total/NA	Water	2320B-2011	
LCSD 680-825906/31	Lab Control Sample Dup	Total/NA	Water	2320B-2011	
680-247338-F-11 DU	Duplicate	Total/NA	Water	2320B-2011	

Analysis Batch: 825907

Lab Sample ID	Client Sample ID	Prep Type	Matrix	Method	Prep Batch
680-247427-1	SCH-GWC-4	Total/NA	Water	2320B-2011	
680-247427-2	SCH-GWC-5	Total/NA	Water	2320B-2011	
680-247427-3	SCH-GWC-6	Total/NA	Water	2320B-2011	
680-247427-4	SCH-GWC-7	Total/NA	Water	2320B-2011	
680-247427-5	SCH-GWC-8A	Total/NA	Water	2320B-2011	
680-247427-6	SCH-GWC-11	Total/NA	Water	2320B-2011	
MB 680-825907/4	Method Blank	Total/NA	Water	2320B-2011	
LCS 680-825907/6	Lab Control Sample	Total/NA	Water	2320B-2011	
LCSD 680-825907/31	Lab Control Sample Dup	Total/NA	Water	2320B-2011	
680-247418-E-1 DU	Duplicate	Total/NA	Water	2320B-2011	

General Chemistry (Continued)

Analysis Batch: 825907 (Continued)

Lab Sample ID	Client Sample ID	Prep Type	Matrix	Method	Prep Batch
680-247426-F-1 DU	Duplicate	Total/NA	Water	2320B-2011	

Analysis Batch: 826067

Lab Sample ID	Client Sample ID	Prep Type	Matrix	Method	Prep Batch
680-247427-1	SCH-GWC-4	Total/NA	Water	2540C-2011	
680-247427-2	SCH-GWC-5	Total/NA	Water	2540C-2011	
680-247427-3	SCH-GWC-6	Total/NA	Water	2540C-2011	
680-247427-4	SCH-GWC-7	Total/NA	Water	2540C-2011	
680-247427-5	SCH-GWC-8A	Total/NA	Water	2540C-2011	
680-247427-6	SCH-GWC-11	Total/NA	Water	2540C-2011	
680-247427-7	SCH-GWC-12	Total/NA	Water	2540C-2011	
680-247427-8	SCH-GWC-18	Total/NA	Water	2540C-2011	
680-247427-9	SCH-GWC-19	Total/NA	Water	2540C-2011	
680-247427-10	SCH-CELL1-FD-5	Total/NA	Water	2540C-2011	
MB 680-826067/1	Method Blank	Total/NA	Water	2540C-2011	
LCS 680-826067/2	Lab Control Sample	Total/NA	Water	2540C-2011	
LCSD 680-826067/3	Lab Control Sample Dup	Total/NA	Water	2540C-2011	
680-247418-A-2 DU	Duplicate	Total/NA	Water	2540C-2011	
680-247418-A-3 DU	Duplicate	Total/NA	Water	2540C-2011	

Analysis Batch: 826354

Lab Sample ID	Client Sample ID	Prep Type	Matrix	Method	Prep Batch
680-247427-11	SCH-CELL1-FD-6	Total/NA	Water	2540C-2011	
680-247427-12	SCH-CELL1-EB-5	Total/NA	Water	2540C-2011	
680-247427-13	SCH-CELL1-FB-5	Total/NA	Water	2540C-2011	
680-247427-14	SCH-CELL1-EB-6	Total/NA	Water	2540C-2011	
680-247427-15	SCH-CELL1-FB-6	Total/NA	Water	2540C-2011	
680-247427-16	SCH-GWC-20	Total/NA	Water	2540C-2011	
680-247427-17	SCH-GWC-1	Total/NA	Water	2540C-2011	
680-247427-18	SCH-GWC-9	Total/NA	Water	2540C-2011	
680-247427-19	SCH-GWC-13	Total/NA	Water	2540C-2011	
680-247427-20	SCH-GWC-14	Total/NA	Water	2540C-2011	
680-247427-21	SCH-GWC-2	Total/NA	Water	2540C-2011	
680-247427-22	SCH-GWC-10	Total/NA	Water	2540C-2011	
MB 680-826354/1	Method Blank	Total/NA	Water	2540C-2011	
LCS 680-826354/2	Lab Control Sample	Total/NA	Water	2540C-2011	
LCSD 680-826354/3	Lab Control Sample Dup	Total/NA	Water	2540C-2011	
680-247569-C-1 DU	Duplicate	Total/NA	Water	2540C-2011	
680-247611-A-2 DU	Duplicate	Total/NA	Water	2540C-2011	

Analysis Batch: 826476

Lab Sample ID	Client Sample ID	Prep Type	Matrix	Method	Prep Batch
680-247427-8	SCH-GWC-18	Total/NA	Water	2320B-2011	
680-247427-9	SCH-GWC-19	Total/NA	Water	2320B-2011	
680-247427-10	SCH-CELL1-FD-5	Total/NA	Water	2320B-2011	
680-247427-11	SCH-CELL1-FD-6	Total/NA	Water	2320B-2011	
680-247427-12	SCH-CELL1-EB-5	Total/NA	Water	2320B-2011	
680-247427-13	SCH-CELL1-FB-5	Total/NA	Water	2320B-2011	
680-247427-14	SCH-CELL1-EB-6	Total/NA	Water	2320B-2011	
680-247427-15	SCH-CELL1-FB-6	Total/NA	Water	2320B-2011	
680-247427-16	SCH-GWC-20	Total/NA	Water	2320B-2011	

General Chemistry (Continued)

Analysis Batch: 826476 (Continued)

Lab Sample ID	Client Sample ID	Prep Type	Matrix	Method	Prep Batch
680-247427-17	SCH-GWC-1	Total/NA	Water	2320B-2011	
680-247427-18	SCH-GWC-9	Total/NA	Water	2320B-2011	
680-247427-19	SCH-GWC-13	Total/NA	Water	2320B-2011	
680-247427-20	SCH-GWC-14	Total/NA	Water	2320B-2011	
680-247427-21	SCH-GWC-2	Total/NA	Water	2320B-2011	
680-247427-22	SCH-GWC-10	Total/NA	Water	2320B-2011	
MB 680-826476/4	Method Blank	Total/NA	Water	2320B-2011	
LCS 680-826476/6	Lab Control Sample	Total/NA	Water	2320B-2011	
LCSD 680-826476/31	Lab Control Sample Dup	Total/NA	Water	2320B-2011	
680-247427-14 DU	SCH-CELL1-EB-6	Total/NA	Water	2320B-2011	

Lab Chronicle

Client: Southern Company
Project/Site: CCR - Plant Scherer Cell 1

Job ID: 680-247427-1

Client Sample ID: SCH-GWC-4

Lab Sample ID: 680-247427-1

Date Collected: 02/29/24 09:35
Date Received: 03/02/24 09:41

Matrix: Water

Prep Type	Batch Type	Batch Method	Run	Dil Factor	Initial Amount	Final Amount	Batch Number	Prepared or Analyzed	Analyst	Lab
Total/NA	Analysis	300.0		2			79273	03/07/24 02:06	BR	EET ORL
	Instrument ID: IC_004									
Total Recoverable	Prep	3005A			25 mL	125 mL	825590	03/04/24 06:05	RR	EET SAV
Total Recoverable	Analysis	6020B		1			825774	03/04/24 15:08	BWR	EET SAV
	Instrument ID: ICPMSD									
Total/NA	Prep	7470A			50 mL	50 mL	826276	03/07/24 09:53	DW	EET SAV
Total/NA	Analysis	7470A		1			826472	03/07/24 17:13	BJB	EET SAV
	Instrument ID: QuickTrace2									
Total/NA	Analysis	2320B-2011		1			825907	03/05/24 01:20	PG	EET SAV
	Instrument ID: MANTECH 2									
Total/NA	Analysis	2540C-2011		1	50 mL	200 mL	826067	03/06/24 10:46	PG	EET SAV
	Instrument ID: NOEQUIP									

Client Sample ID: SCH-GWC-5

Lab Sample ID: 680-247427-2

Date Collected: 02/29/24 11:15
Date Received: 03/02/24 09:41

Matrix: Water

Prep Type	Batch Type	Batch Method	Run	Dil Factor	Initial Amount	Final Amount	Batch Number	Prepared or Analyzed	Analyst	Lab
Total/NA	Analysis	300.0		2			79273	03/07/24 02:23	BR	EET ORL
	Instrument ID: IC_004									
Total Recoverable	Prep	3005A			25 mL	125 mL	825590	03/04/24 06:05	RR	EET SAV
Total Recoverable	Analysis	6020B		1			825774	03/04/24 15:00	BWR	EET SAV
	Instrument ID: ICPMSD									
Total/NA	Prep	7470A			50 mL	50 mL	826276	03/07/24 09:53	DW	EET SAV
Total/NA	Analysis	7470A		1			826472	03/07/24 17:19	BJB	EET SAV
	Instrument ID: QuickTrace2									
Total/NA	Analysis	2320B-2011		1			825907	03/04/24 23:46	PG	EET SAV
	Instrument ID: MANTECH 2									
Total/NA	Analysis	2540C-2011		1	50 mL	200 mL	826067	03/06/24 10:46	PG	EET SAV
	Instrument ID: NOEQUIP									

Client Sample ID: SCH-GWC-6

Lab Sample ID: 680-247427-3

Date Collected: 02/29/24 13:25
Date Received: 03/02/24 09:41

Matrix: Water

Prep Type	Batch Type	Batch Method	Run	Dil Factor	Initial Amount	Final Amount	Batch Number	Prepared or Analyzed	Analyst	Lab
Total/NA	Analysis	300.0		1			79273	03/07/24 02:40	BR	EET ORL
	Instrument ID: IC_004									
Total Recoverable	Prep	3005A			25 mL	125 mL	825590	03/04/24 06:05	RR	EET SAV
Total Recoverable	Analysis	6020B		1			825774	03/04/24 14:28	BWR	EET SAV
	Instrument ID: ICPMSD									
Total/NA	Prep	7470A			50 mL	50 mL	826276	03/07/24 09:53	DW	EET SAV
Total/NA	Analysis	7470A		1			826472	03/07/24 17:21	BJB	EET SAV
	Instrument ID: QuickTrace2									

Lab Chronicle

Client: Southern Company
Project/Site: CCR - Plant Scherer Cell 1

Job ID: 680-247427-1

Client Sample ID: SCH-GWC-6

Lab Sample ID: 680-247427-3
Date Collected: 02/29/24 13:25
Matrix: Water
Date Received: 03/02/24 09:41

Prep Type	Batch Type	Batch Method	Run	Dil Factor	Initial Amount	Final Amount	Batch Number	Prepared or Analyzed	Analyst	Lab
Total/NA	Analysis	2320B-2011		1			825907	03/05/24 01:29	PG	EET SAV
Total/NA	Analysis	2540C-2011		1	200 mL	200 mL	826067	03/06/24 10:46	PG	EET SAV
	Instrument ID:	NOEQUIP								

Client Sample ID: SCH-GWC-7

Lab Sample ID: 680-247427-4
Date Collected: 02/29/24 14:30
Matrix: Water
Date Received: 03/02/24 09:41

Prep Type	Batch Type	Batch Method	Run	Dil Factor	Initial Amount	Final Amount	Batch Number	Prepared or Analyzed	Analyst	Lab
Total/NA	Analysis	300.0		1			79273	03/07/24 04:21	BR	EET ORL
	Instrument ID:	IC_004								
Total Recoverable	Prep	3005A			25 mL	125 mL	825590	03/04/24 06:05	RR	EET SAV
Total Recoverable	Analysis	6020B		1			825774	03/04/24 14:31	BWR	EET SAV
	Instrument ID:	ICPMSD								
Total/NA	Prep	7470A			50 mL	50 mL	826276	03/07/24 09:53	DW	EET SAV
Total/NA	Analysis	7470A		1			826472	03/07/24 17:24	BJB	EET SAV
	Instrument ID:	QuickTrace2								
Total/NA	Analysis	2320B-2011		1			825907	03/05/24 00:09	PG	EET SAV
	Instrument ID:	MANTECH 2								
Total/NA	Analysis	2540C-2011		1	200 mL	200 mL	826067	03/06/24 10:46	PG	EET SAV
	Instrument ID:	NOEQUIP								

Client Sample ID: SCH-GWC-8A

Lab Sample ID: 680-247427-5
Date Collected: 02/29/24 15:36
Matrix: Water
Date Received: 03/02/24 09:41

Prep Type	Batch Type	Batch Method	Run	Dil Factor	Initial Amount	Final Amount	Batch Number	Prepared or Analyzed	Analyst	Lab
Total/NA	Analysis	300.0		1			79273	03/07/24 05:12	BR	EET ORL
	Instrument ID:	IC_004								
Total Recoverable	Prep	3005A			25 mL	125 mL	825590	03/04/24 06:05	RR	EET SAV
Total Recoverable	Analysis	6020B		1			825774	03/04/24 15:03	BWR	EET SAV
	Instrument ID:	ICPMSD								
Total/NA	Prep	7470A			50 mL	50 mL	826276	03/07/24 09:53	DW	EET SAV
Total/NA	Analysis	7470A		1			826472	03/07/24 17:26	BJB	EET SAV
	Instrument ID:	QuickTrace2								
Total/NA	Analysis	2320B-2011		1			825907	03/05/24 01:48	PG	EET SAV
	Instrument ID:	MANTECH 2								
Total/NA	Analysis	2540C-2011		1	50 mL	200 mL	826067	03/06/24 10:46	PG	EET SAV
	Instrument ID:	NOEQUIP								

Lab Chronicle

Client: Southern Company
Project/Site: CCR - Plant Scherer Cell 1

Job ID: 680-247427-1

Client Sample ID: SCH-GWC-11

Lab Sample ID: 680-247427-6

Date Collected: 02/29/24 16:38
Date Received: 03/02/24 09:41

Matrix: Water

Prep Type	Batch Type	Batch Method	Run	Dil Factor	Initial Amount	Final Amount	Batch Number	Prepared or Analyzed	Analyst	Lab
Total/NA	Analysis	300.0		1			79273	03/07/24 05:29	BR	EET ORL
	Instrument ID:	IC_004								
Total Recoverable	Prep	3005A			25 mL	125 mL	825592	03/04/24 06:05	RR	EET SAV
Total Recoverable	Analysis	6020B		1			825774	03/04/24 15:37	BWR	EET SAV
	Instrument ID:	ICPMSD								
Total/NA	Prep	7470A			50 mL	50 mL	825852	03/05/24 11:18	BCB	EET SAV
Total/NA	Analysis	7470A		1			825982	03/05/24 17:22	BJB	EET SAV
	Instrument ID:	QuickTrace2								
Total/NA	Analysis	2320B-2011		1			825907	03/05/24 01:37	PG	EET SAV
	Instrument ID:	MANTECH 2								
Total/NA	Analysis	2540C-2011		1	200 mL	200 mL	826067	03/06/24 10:46	PG	EET SAV
	Instrument ID:	NOEQUIP								

Client Sample ID: SCH-GWC-12

Lab Sample ID: 680-247427-7

Date Collected: 02/29/24 14:37
Date Received: 03/02/24 09:41

Matrix: Water

Prep Type	Batch Type	Batch Method	Run	Dil Factor	Initial Amount	Final Amount	Batch Number	Prepared or Analyzed	Analyst	Lab
Total/NA	Analysis	300.0		1			79273	03/07/24 05:46	BR	EET ORL
	Instrument ID:	IC_004								
Total Recoverable	Prep	3005A			25 mL	125 mL	825590	03/04/24 06:05	RR	EET SAV
Total Recoverable	Analysis	6020B		1			825774	03/04/24 13:57	BWR	EET SAV
	Instrument ID:	ICPMSD								
Total Recoverable	Prep	3005A			25 mL	125 mL	825590	03/04/24 06:05	RR	EET SAV
Total Recoverable	Analysis	6020B		1			825991	03/05/24 10:06	BWR	EET SAV
	Instrument ID:	ICPMSD								
Total/NA	Prep	7470A			50 mL	50 mL	825884	03/05/24 13:17	BCB	EET SAV
Total/NA	Analysis	7470A		1			826126	03/06/24 11:17	BJB	EET SAV
	Instrument ID:	QuickTrace2								
Total/NA	Analysis	2320B-2011		1			825906	03/04/24 20:50	PG	EET SAV
	Instrument ID:	MANTECH 2								
Total/NA	Analysis	2540C-2011		1	200 mL	200 mL	826067	03/06/24 10:46	PG	EET SAV
	Instrument ID:	NOEQUIP								

Client Sample ID: SCH-GWC-18

Lab Sample ID: 680-247427-8

Date Collected: 02/29/24 15:42
Date Received: 03/02/24 09:41

Matrix: Water

Prep Type	Batch Type	Batch Method	Run	Dil Factor	Initial Amount	Final Amount	Batch Number	Prepared or Analyzed	Analyst	Lab
Total/NA	Analysis	300.0		1			79273	03/07/24 06:03	BR	EET ORL
	Instrument ID:	IC_004								
Total Recoverable	Prep	3005A			25 mL	125 mL	825590	03/04/24 06:05	RR	EET SAV
Total Recoverable	Analysis	6020B		1			825774	03/04/24 14:51	BWR	EET SAV
	Instrument ID:	ICPMSD								

Lab Chronicle

Client: Southern Company
Project/Site: CCR - Plant Scherer Cell 1

Job ID: 680-247427-1

Client Sample ID: SCH-GWC-18

Lab Sample ID: 680-247427-8

Date Collected: 02/29/24 15:42
Date Received: 03/02/24 09:41

Matrix: Water

Prep Type	Batch Type	Batch Method	Run	Dil Factor	Initial Amount	Final Amount	Batch Number	Prepared or Analyzed	Analyst	Lab
Total/NA	Prep	7470A			50 mL	50 mL	825884	03/05/24 13:17	BCB	EET SAV
Total/NA	Analysis	7470A		1			826126	03/06/24 11:20	BJB	EET SAV
	Instrument ID:	QuickTrace2								
Total/NA	Analysis	2320B-2011		1			826476	03/07/24 19:54	PG	EET SAV
	Instrument ID:	MANTECH 2								
Total/NA	Analysis	2540C-2011		1	200 mL	200 mL	826067	03/06/24 10:46	PG	EET SAV
	Instrument ID:	NOEQUIP								

Client Sample ID: SCH-GWC-19

Lab Sample ID: 680-247427-9

Date Collected: 02/29/24 14:40
Date Received: 03/02/24 09:41

Matrix: Water

Prep Type	Batch Type	Batch Method	Run	Dil Factor	Initial Amount	Final Amount	Batch Number	Prepared or Analyzed	Analyst	Lab
Total/NA	Analysis	300.0		1			79273	03/07/24 06:20	BR	EET ORL
	Instrument ID:	IC_004								
Total Recoverable	Prep	3005A			25 mL	125 mL	825590	03/04/24 06:05	RR	EET SAV
Total Recoverable	Analysis	6020B		1			825774	03/04/24 14:14	BWR	EET SAV
	Instrument ID:	ICPMSD								
Total Recoverable	Prep	3005A			25 mL	125 mL	825590	03/04/24 06:05	RR	EET SAV
Total Recoverable	Analysis	6020B		1			825991	03/05/24 10:23	BWR	EET SAV
	Instrument ID:	ICPMSD								
Total/NA	Prep	7470A			50 mL	50 mL	825852	03/05/24 11:18	BCB	EET SAV
Total/NA	Analysis	7470A		1			825982	03/05/24 17:53	BJB	EET SAV
	Instrument ID:	QuickTrace2								
Total/NA	Analysis	2320B-2011		1			826476	03/07/24 21:33	PG	EET SAV
	Instrument ID:	MANTECH 2								
Total/NA	Analysis	2540C-2011		1	200 mL	200 mL	826067	03/06/24 10:46	PG	EET SAV
	Instrument ID:	NOEQUIP								

Client Sample ID: SCH-CELL1-FD-5

Lab Sample ID: 680-247427-10

Date Collected: 02/29/24 00:00
Date Received: 03/02/24 09:41

Matrix: Water

Prep Type	Batch Type	Batch Method	Run	Dil Factor	Initial Amount	Final Amount	Batch Number	Prepared or Analyzed	Analyst	Lab
Total/NA	Analysis	300.0		5			79273	03/07/24 06:37	BR	EET ORL
	Instrument ID:	IC_004								
Total Recoverable	Prep	3005A			25 mL	125 mL	825590	03/04/24 06:05	RR	EET SAV
Total Recoverable	Analysis	6020B		1			825774	03/04/24 14:17	BWR	EET SAV
	Instrument ID:	ICPMSD								
Total Recoverable	Prep	3005A			25 mL	125 mL	825590	03/04/24 06:05	RR	EET SAV
Total Recoverable	Analysis	6020B		1			825991	03/05/24 10:26	BWR	EET SAV
	Instrument ID:	ICPMSD								
Total/NA	Prep	7470A			50 mL	50 mL	826304	03/07/24 11:59	DW	EET SAV
Total/NA	Analysis	7470A		1			826574	03/08/24 12:29	BJB	EET SAV
	Instrument ID:	QuickTrace2								

Lab Chronicle

Client: Southern Company
Project/Site: CCR - Plant Scherer Cell 1

Job ID: 680-247427-1

Client Sample ID: SCH-CELL1-FD-5

Lab Sample ID: 680-247427-10

Date Collected: 02/29/24 00:00
Date Received: 03/02/24 09:41

Matrix: Water

Prep Type	Batch Type	Batch Method	Run	Dil Factor	Initial Amount	Final Amount	Batch Number	Prepared or Analyzed	Analyst	Lab
Total/NA	Analysis	2320B-2011		1			826476	03/07/24 20:46	PG	EET SAV
Total/NA	Analysis	2540C-2011		1	50 mL	200 mL	826067	03/06/24 10:46	PG	EET SAV
	Instrument ID:	NOEQUIP								

Client Sample ID: SCH-CELL1-FD-6

Lab Sample ID: 680-247427-11

Date Collected: 02/29/24 00:00
Date Received: 03/02/24 09:41

Matrix: Water

Prep Type	Batch Type	Batch Method	Run	Dil Factor	Initial Amount	Final Amount	Batch Number	Prepared or Analyzed	Analyst	Lab
Total/NA	Analysis	300.0		1			79273	03/07/24 06:54	BR	EET ORL
	Instrument ID:	IC_004								
Total Recoverable	Prep	3005A			25 mL	125 mL	825590	03/04/24 06:05	RR	EET SAV
Total Recoverable	Analysis	6020B		1			825774	03/04/24 14:34	BWR	EET SAV
	Instrument ID:	ICPMSD								
Total/NA	Prep	7470A			50 mL	50 mL	826295	03/07/24 10:55	DW	EET SAV
Total/NA	Analysis	7470A		1			826574	03/08/24 12:02	BJB	EET SAV
	Instrument ID:	QuickTrace2								
Total/NA	Analysis	2320B-2011		1			826476	03/07/24 20:33	PG	EET SAV
	Instrument ID:	MANTECH 2								
Total/NA	Analysis	2540C-2011		1	200 mL	200 mL	826354	03/07/24 14:52	PG	EET SAV
	Instrument ID:	NOEQUIP								

Client Sample ID: SCH-CELL1-EB-5

Lab Sample ID: 680-247427-12

Date Collected: 02/29/24 12:30
Date Received: 03/02/24 09:41

Matrix: Water

Prep Type	Batch Type	Batch Method	Run	Dil Factor	Initial Amount	Final Amount	Batch Number	Prepared or Analyzed	Analyst	Lab
Total/NA	Analysis	300.0		1			79273	03/07/24 07:10	BR	EET ORL
	Instrument ID:	IC_004								
Total Recoverable	Prep	3005A			25 mL	125 mL	825590	03/04/24 06:05	RR	EET SAV
Total Recoverable	Analysis	6020B		1			825774	03/04/24 14:11	BWR	EET SAV
	Instrument ID:	ICPMSD								
Total Recoverable	Prep	3005A			25 mL	125 mL	825590	03/04/24 06:05	RR	EET SAV
Total Recoverable	Analysis	6020B		1			825991	03/05/24 10:20	BWR	EET SAV
	Instrument ID:	ICPMSD								
Total/NA	Prep	7470A			50 mL	50 mL	825884	03/05/24 13:17	BCB	EET SAV
Total/NA	Analysis	7470A		1			826126	03/06/24 11:14	BJB	EET SAV
	Instrument ID:	QuickTrace2								
Total/NA	Analysis	2320B-2011		1			826476	03/07/24 20:38	PG	EET SAV
	Instrument ID:	MANTECH 2								
Total/NA	Analysis	2540C-2011		1	200 mL	200 mL	826354	03/07/24 14:52	PG	EET SAV
	Instrument ID:	NOEQUIP								

Lab Chronicle

Client: Southern Company
Project/Site: CCR - Plant Scherer Cell 1

Job ID: 680-247427-1

Client Sample ID: SCH-CELL1-FB-5

Lab Sample ID: 680-247427-13

Date Collected: 02/29/24 11:30
Matrix: Water
Date Received: 03/02/24 09:41

Prep Type	Batch Type	Batch Method	Run	Dil Factor	Initial Amount	Final Amount	Batch Number	Prepared or Analyzed	Analyst	Lab
Total/NA	Analysis	300.0		1			79273	03/07/24 07:27	BR	EET ORL
	Instrument ID:	IC_004								
Total Recoverable	Prep	3005A			25 mL	125 mL	825590	03/04/24 06:05	RR	EET SAV
Total Recoverable	Analysis	6020B		1			825774	03/04/24 14:40	BWR	EET SAV
	Instrument ID:	ICPMSD								
Total/NA	Prep	7470A			50 mL	50 mL	826295	03/07/24 10:55	DW	EET SAV
Total/NA	Analysis	7470A		1			826574	03/08/24 11:21	BJB	EET SAV
	Instrument ID:	QuickTrace2								
Total/NA	Analysis	2320B-2011		1			826476	03/07/24 20:26	PG	EET SAV
	Instrument ID:	MANTECH 2								
Total/NA	Analysis	2540C-2011		1	200 mL	200 mL	826354	03/07/24 14:52	PG	EET SAV
	Instrument ID:	NOEQUIP								

Client Sample ID: SCH-CELL1-EB-6

Lab Sample ID: 680-247427-14

Date Collected: 02/29/24 15:55
Matrix: Water
Date Received: 03/02/24 09:41

Prep Type	Batch Type	Batch Method	Run	Dil Factor	Initial Amount	Final Amount	Batch Number	Prepared or Analyzed	Analyst	Lab
Total/NA	Analysis	300.0		1			79516	03/07/24 16:53	YGS	EET ORL
	Instrument ID:	IC_002								
Total Recoverable	Prep	3005A			25 mL	125 mL	825590	03/04/24 06:05	RR	EET SAV
Total Recoverable	Analysis	6020B		1			825774	03/04/24 14:26	BWR	EET SAV
	Instrument ID:	ICPMSD								
Total/NA	Prep	7470A			50 mL	50 mL	826295	03/07/24 10:55	DW	EET SAV
Total/NA	Analysis	7470A		1			826574	03/08/24 11:23	BJB	EET SAV
	Instrument ID:	QuickTrace2								
Total/NA	Analysis	2320B-2011		1			826476	03/07/24 21:14	PG	EET SAV
	Instrument ID:	MANTECH 2								
Total/NA	Analysis	2540C-2011		1	200 mL	200 mL	826354	03/07/24 14:52	PG	EET SAV
	Instrument ID:	NOEQUIP								

Client Sample ID: SCH-CELL1-FB-6

Lab Sample ID: 680-247427-15

Date Collected: 02/29/24 14:50
Matrix: Water
Date Received: 03/02/24 09:41

Prep Type	Batch Type	Batch Method	Run	Dil Factor	Initial Amount	Final Amount	Batch Number	Prepared or Analyzed	Analyst	Lab
Total/NA	Analysis	300.0		1			79516	03/07/24 17:54	YGS	EET ORL
	Instrument ID:	IC_002								
Total Recoverable	Prep	3005A			25 mL	125 mL	825590	03/04/24 06:05	RR	EET SAV
Total Recoverable	Analysis	6020B		1			825774	03/04/24 14:09	BWR	EET SAV
	Instrument ID:	ICPMSD								
Total Recoverable	Prep	3005A			25 mL	125 mL	825590	03/04/24 06:05	RR	EET SAV
Total Recoverable	Analysis	6020B		1			825991	03/05/24 10:17	BWR	EET SAV
	Instrument ID:	ICPMSD								

Lab Chronicle

Client: Southern Company
Project/Site: CCR - Plant Scherer Cell 1

Job ID: 680-247427-1

Client Sample ID: SCH-CELL1-FB-6

Lab Sample ID: 680-247427-15

Date Collected: 02/29/24 14:50
Matrix: Water
Date Received: 03/02/24 09:41

Prep Type	Batch Type	Batch Method	Run	Dil Factor	Initial Amount	Final Amount	Batch Number	Prepared or Analyzed	Analyst	Lab
Total/NA	Prep	7470A			50 mL	50 mL	825884	03/05/24 13:17	BCB	EET SAV
Total/NA	Analysis	7470A		1			826126	03/06/24 11:12	BJB	EET SAV
	Instrument ID:	QuickTrace2								
Total/NA	Analysis	2320B-2011		1			826476	03/07/24 21:24	PG	EET SAV
	Instrument ID:	MANTECH 2								
Total/NA	Analysis	2540C-2011		1	200 mL	200 mL	826354	03/07/24 14:52	PG	EET SAV
	Instrument ID:	NOEQUIP								

Client Sample ID: SCH-GWC-20

Lab Sample ID: 680-247427-16

Date Collected: 03/01/24 10:35
Matrix: Water
Date Received: 03/02/24 09:41

Prep Type	Batch Type	Batch Method	Run	Dil Factor	Initial Amount	Final Amount	Batch Number	Prepared or Analyzed	Analyst	Lab
Total/NA	Analysis	300.0		1			79516	03/07/24 18:09	YGS	EET ORL
	Instrument ID:	IC_002								
Total Recoverable	Prep	3005A			25 mL	125 mL	825590	03/04/24 06:05	RR	EET SAV
Total Recoverable	Analysis	6020B		1			825774	03/04/24 14:06	BWR	EET SAV
	Instrument ID:	ICPMSD								
Total Recoverable	Prep	3005A			25 mL	125 mL	825590	03/04/24 06:05	RR	EET SAV
Total Recoverable	Analysis	6020B		1			825991	03/05/24 10:14	BWR	EET SAV
	Instrument ID:	ICPMSD								
Total/NA	Prep	7470A			50 mL	50 mL	826295	03/07/24 10:55	DW	EET SAV
Total/NA	Analysis	7470A		1			826574	03/08/24 11:25	BJB	EET SAV
	Instrument ID:	QuickTrace2								
Total/NA	Analysis	2320B-2011		1			826476	03/07/24 20:03	PG	EET SAV
	Instrument ID:	MANTECH 2								
Total/NA	Analysis	2540C-2011		1	200 mL	200 mL	826354	03/07/24 14:52	PG	EET SAV
	Instrument ID:	NOEQUIP								

Client Sample ID: SCH-GWC-1

Lab Sample ID: 680-247427-17

Date Collected: 03/01/24 10:00
Matrix: Water
Date Received: 03/02/24 09:41

Prep Type	Batch Type	Batch Method	Run	Dil Factor	Initial Amount	Final Amount	Batch Number	Prepared or Analyzed	Analyst	Lab
Total/NA	Analysis	300.0		1			79516	03/07/24 18:24	YGS	EET ORL
	Instrument ID:	IC_002								
Total Recoverable	Prep	3005A			25 mL	125 mL	825592	03/04/24 06:05	RR	EET SAV
Total Recoverable	Analysis	6020B		1			825774	03/04/24 15:23	BWR	EET SAV
	Instrument ID:	ICPMSD								
Total/NA	Prep	7470A			50 mL	50 mL	825852	03/05/24 11:18	BCB	EET SAV
Total/NA	Analysis	7470A		1			825982	03/05/24 17:26	BJB	EET SAV
	Instrument ID:	QuickTrace2								
Total/NA	Analysis	2320B-2011		1			826476	03/07/24 20:21	PG	EET SAV
	Instrument ID:	MANTECH 2								

Lab Chronicle

Client: Southern Company
Project/Site: CCR - Plant Scherer Cell 1

Job ID: 680-247427-1

Client Sample ID: SCH-GWC-1

Lab Sample ID: 680-247427-17

Date Collected: 03/01/24 10:00
Matrix: Water
Date Received: 03/02/24 09:41

Prep Type	Batch Type	Batch Method	Run	Dil Factor	Initial Amount	Final Amount	Batch Number	Prepared or Analyzed	Analyst	Lab
Total/NA	Analysis	2540C-2011		1	200 mL	200 mL	826354	03/07/24 14:52	PG	EET SAV

Client Sample ID: SCH-GWC-9

Lab Sample ID: 680-247427-18

Date Collected: 03/01/24 09:37
Matrix: Water
Date Received: 03/02/24 09:41

Prep Type	Batch Type	Batch Method	Run	Dil Factor	Initial Amount	Final Amount	Batch Number	Prepared or Analyzed	Analyst	Lab
Total/NA	Analysis	300.0		1			79516	03/07/24 18:39	YGS	EET ORL
	Instrument ID:	IC_002								
Total Recoverable	Prep	3005A			25 mL	125 mL	825590	03/04/24 06:05	RR	EET SAV
Total Recoverable	Analysis	6020B		1			825774	03/04/24 14:48	BWR	EET SAV
	Instrument ID:	ICPMSD								
Total/NA	Prep	7470A			50 mL	50 mL	826295	03/07/24 10:55	DW	EET SAV
Total/NA	Analysis	7470A		1			826574	03/08/24 11:27	BJB	EET SAV
	Instrument ID:	QuickTrace2								
Total/NA	Analysis	2320B-2011		1			826476	03/07/24 22:07	PG	EET SAV
	Instrument ID:	MANTECH 2								
Total/NA	Analysis	2540C-2011		1	200 mL	200 mL	826354	03/07/24 14:52	PG	EET SAV
	Instrument ID:	NOEQUIP								

Client Sample ID: SCH-GWC-13

Lab Sample ID: 680-247427-19

Date Collected: 03/01/24 08:40
Matrix: Water
Date Received: 03/02/24 09:41

Prep Type	Batch Type	Batch Method	Run	Dil Factor	Initial Amount	Final Amount	Batch Number	Prepared or Analyzed	Analyst	Lab
Total/NA	Analysis	300.0		1			79516	03/07/24 18:54	YGS	EET ORL
	Instrument ID:	IC_002								
Total Recoverable	Prep	3005A			25 mL	125 mL	825592	03/04/24 06:05	RR	EET SAV
Total Recoverable	Analysis	6020B		1			825774	03/04/24 15:34	BWR	EET SAV
	Instrument ID:	ICPMSD								
Total/NA	Prep	7470A			50 mL	50 mL	825852	03/05/24 11:18	BCB	EET SAV
Total/NA	Analysis	7470A		1			825982	03/05/24 17:08	BJB	EET SAV
	Instrument ID:	QuickTrace2								
Total/NA	Analysis	2320B-2011		1			826476	03/07/24 21:41	PG	EET SAV
	Instrument ID:	MANTECH 2								
Total/NA	Analysis	2540C-2011		1	200 mL	200 mL	826354	03/07/24 14:52	PG	EET SAV
	Instrument ID:	NOEQUIP								

Client Sample ID: SCH-GWC-14

Lab Sample ID: 680-247427-20

Date Collected: 03/01/24 09:22
Matrix: Water
Date Received: 03/02/24 09:41

Prep Type	Batch Type	Batch Method	Run	Dil Factor	Initial Amount	Final Amount	Batch Number	Prepared or Analyzed	Analyst	Lab
Total/NA	Analysis	300.0		1			79516	03/07/24 19:09	YGS	EET ORL
	Instrument ID:	IC_002								

Lab Chronicle

Client: Southern Company
Project/Site: CCR - Plant Scherer Cell 1

Job ID: 680-247427-1

Client Sample ID: SCH-GWC-14

Lab Sample ID: 680-247427-20

Date Collected: 03/01/24 09:22
Matrix: Water
Date Received: 03/02/24 09:41

Prep Type	Batch Type	Batch Method	Run	Dil Factor	Initial Amount	Final Amount	Batch Number	Prepared or Analyzed	Analyst	Lab
Total Recoverable	Prep	3005A			25 mL	125 mL	825590	03/04/24 06:05	RR	EET SAV
Total Recoverable	Analysis	6020B		1			825774	03/04/24 14:37	BWR	EET SAV
	Instrument ID:	ICPMSD								
Total/NA	Prep	7470A			50 mL	50 mL	826295	03/07/24 10:55	DW	EET SAV
Total/NA	Analysis	7470A		1			826574	03/08/24 11:29	BJB	EET SAV
	Instrument ID:	QuickTrace2								
Total/NA	Analysis	2320B-2011		1			826476	03/07/24 21:49	PG	EET SAV
	Instrument ID:	MANTECH 2								
Total/NA	Analysis	2540C-2011		1	200 mL	200 mL	826354	03/07/24 14:52	PG	EET SAV
	Instrument ID:	NOEQUIP								

Client Sample ID: SCH-GWC-2

Lab Sample ID: 680-247427-21

Date Collected: 03/01/24 08:33
Matrix: Water
Date Received: 03/02/24 09:41

Prep Type	Batch Type	Batch Method	Run	Dil Factor	Initial Amount	Final Amount	Batch Number	Prepared or Analyzed	Analyst	Lab
Total/NA	Analysis	300.0		1			79516	03/07/24 19:24	YGS	EET ORL
	Instrument ID:	IC_002								
Total Recoverable	Prep	3005A			25 mL	125 mL	825592	03/04/24 06:05	RR	EET SAV
Total Recoverable	Analysis	6020B		1			825774	03/04/24 15:31	BWR	EET SAV
	Instrument ID:	ICPMSD								
Total/NA	Prep	7470A			50 mL	50 mL	825852	03/05/24 11:18	BCB	EET SAV
Total/NA	Analysis	7470A		1			825982	03/05/24 17:29	BJB	EET SAV
	Instrument ID:	QuickTrace2								
Total/NA	Analysis	2320B-2011		1			826476	03/07/24 20:12	PG	EET SAV
	Instrument ID:	MANTECH 2								
Total/NA	Analysis	2540C-2011		1	200 mL	200 mL	826354	03/07/24 14:52	PG	EET SAV
	Instrument ID:	NOEQUIP								

Client Sample ID: SCH-GWC-10

Lab Sample ID: 680-247427-22

Date Collected: 03/01/24 11:25
Matrix: Water
Date Received: 03/02/24 09:41

Prep Type	Batch Type	Batch Method	Run	Dil Factor	Initial Amount	Final Amount	Batch Number	Prepared or Analyzed	Analyst	Lab
Total/NA	Analysis	300.0		1			79516	03/07/24 19:39	YGS	EET ORL
	Instrument ID:	IC_002								
Total Recoverable	Prep	3005A			25 mL	125 mL	825590	03/04/24 06:05	RR	EET SAV
Total Recoverable	Analysis	6020B		1			825774	03/04/24 15:06	BWR	EET SAV
	Instrument ID:	ICPMSD								
Total/NA	Prep	7470A			50 mL	50 mL	826295	03/07/24 10:55	DW	EET SAV
Total/NA	Analysis	7470A		1			826574	03/08/24 11:36	BJB	EET SAV
	Instrument ID:	QuickTrace2								
Total/NA	Analysis	2320B-2011		1			826476	03/07/24 21:58	PG	EET SAV
	Instrument ID:	MANTECH 2								

Lab Chronicle

Client: Southern Company
Project/Site: CCR - Plant Scherer Cell 1

Job ID: 680-247427-1

Client Sample ID: SCH-GWC-10

Date Collected: 03/01/24 11:25
Date Received: 03/02/24 09:41

Lab Sample ID: 680-247427-22

Matrix: Water

Prep Type	Batch Type	Batch Method	Run	Dil Factor	Initial Amount	Final Amount	Batch Number	Prepared or Analyzed	Analyst	Lab
Total/NA	Analysis	2540C-2011		1	200 mL	200 mL	826354	03/07/24 14:52	PG	EET SAV

Laboratory References:

EET ORL = Eurofins Orlando, 481 Newburyport Avenue, Altamonte Springs, FL 32701, TEL (407)339-5984

EET SAV = Eurofins Savannah, 5102 LaRoche Avenue, Savannah, GA 31404, TEL (912)354-7858

Accreditation/Certification Summary

Client: Southern Company
Project/Site: CCR - Plant Scherer Cell 1

Job ID: 680-247427-1

Laboratory: Eurofins Savannah

The accreditations/certifications listed below are applicable to this report.

Authority	Program	Identification Number	Expiration Date
Florida	NELAP	E87052	06-30-24
Georgia	State	E87052	06-30-24

Laboratory: Eurofins Orlando

All accreditations/certifications held by this laboratory are listed. Not all accreditations/certifications are applicable to this report.

Authority	Program	Identification Number	Expiration Date
Alabama	State	42800	06-30-24
Arkansas (DW)	State	FL00091	06-30-24
Florida	NELAP	E83018	06-30-24
Georgia (DW)	State	C055	06-30-24
Louisiana (All)	NELAP	239316	06-30-24
Louisiana (DW)	State	LA039	05-24-24
Mississippi	State	MS00007	06-30-24
New Mexico	State	FL00091	06-30-24
North Carolina (DW)	State	12712	07-31-24
Tennessee	State	TN04930	06-30-24
Texas	NELAP	T104704571	02-28-25
Washington	State	C1089	10-19-24

Method Summary

Client: Southern Company
Project/Site: CCR - Plant Scherer Cell 1

Job ID: 680-247427-1

Method	Method Description	Protocol	Laboratory
300.0	Anions, Ion Chromatography	EPA	EET ORL
6020B	Metals (ICP/MS)	SW846	EET SAV
7470A	Mercury (CVAA)	SW846	EET SAV
2320B-2011	Alkalinity, Total	SM	EET SAV
2540C-2011	Total Dissolved Solids (Dried at 180 °C)	SM	EET SAV
3005A	Preparation, Total Recoverable or Dissolved Metals	SW846	EET SAV
7470A	Preparation, Mercury	SW846	EET SAV

Protocol References:

EPA = US Environmental Protection Agency

SM = "Standard Methods For The Examination Of Water And Wastewater"

SW846 = "Test Methods For Evaluating Solid Waste, Physical/Chemical Methods", Third Edition, November 1986 And Its Updates.

Laboratory References:

EET ORL = Eurofins Orlando, 481 Newburyport Avenue, Altamonte Springs, FL 32701, TEL (407)339-5984

EET SAV = Eurofins Savannah, 5102 LaRoche Avenue, Savannah, GA 31404, TEL (912)354-7858

Eurofins Savannah
5102 LaRoche Avenue
Savannah, GA 31404
Phone (912) 354-7858 Phone (912) 352-0165

Chain of Custody Record

244- ATLANTA

eurofins Environment Testing

Client Information	Sampler(s): Mark Mann	Lab PM / Phone: David Fuller / 770-344-8986	Carrier Tracking No(s):	COC No:
Client Contact: Joju Abraham	Site-Project Manager / Phone: Dawn Prell / 248-536-5445	E-Mail: David.Fuller@et.eurofinsus.com	State of Origin: GA	Page: Page 1 of 2
Company: Southern Company				Job #:
Address: 241 Ralph McGill Blvd SE B10185	Due Date Requested:			
City: Atlanta	TAT Requested (days): 2 weeks			
State, Zip: GA, 30308	Compliance Project: Δ Yes Δ No			
Phone:	Lab Project #: (DO NOT REMOVE) 68027798			
Email: JAbraham@southernco.com	Lab PO #: GPC82130-0006 / PO Line #3			
Project Name: CCR - Plant Scherer Cell 1	Project #:			
Site:				

Analysis Requested

Preservation Codes:
A - HCL, B - NaOH, C - Zn Acetate, D - Nitric Acid, E - NaHSO4, F - MeOH, G - Amchlor, H - Ascorbic Acid, I - Ice, J - DI Water, K - EDTA, L - EDA, M - Hexane, N - None, O - AsNaO2, P - Na2O4S, Q - Na2SO3, R - Na2S2O3, S - H2SO4, T - TSP Dodecahydrate, U - Acetone, V - MCAA, W - pH 4-5, Y - Trizma, Z - other (specify)
Other:

Task_Code: SCH-CCR-ASSMT-2024S1
Special Instructions/Notes:

Sample Identification	Sample Date	Sample Time	Sample Type (C=comp, G=grab)	Matrix (W=water, S=solid, O=waste/oil, BT=Tissue, A=Air)	Field Filtered Sample (Yes or No)	Perform MS/MSD (Yes or No)	300_ORGFM_28D - Chloride, Fluoride, Sulfate	2540C - Solids, Total Dissolved (TDS)	6020B - App III, State (15) Metals + Cations (Mg, K, Na)	7470A - Mercury	2320B - Alkalinity, Total, Carb/Bicarb	Total Number of containers
			Preservation Code:				N	N	D	D	N	
SCH-GWC-4	2/29/24	9:35	G	WG	N	N	X	X	X	X	X	4
SCH-GWC-5	2/29/24	11:15	G	WG	N	N	X	X	X	X	X	4
SCH-GWC-6	2/29/24	13:25	G	WG	N	N	X	X	X	X	X	4
SCH-GWC-7	2/29/24	14:30	G	WG	N	N	X	X	X	X	X	4
SCH-GWC-8A	2/29/24	15:36	G	WG	N	N	X	X	X	X	X	4
SCH-GWC-11	2/29/24	16:38	G	WG	N	N	X	X	X	X	X	4
SCH-GWC-12	2/29/24	14:37	G	WG	N	N	X	X	X	X	X	4
SCH-GWC-18	2/29/24	15:42	G	WG	N	N	X	X	X	X	X	4
SCH-GWC-19	2/29/24	14:40	G	WG	N	N	X	X	X	X	X	4
SCH-CELL1-FD-5	2/29/24	-	G	WG	N	N	X	X	X	X	X	4
SCH-CELL1-FD-6	2/29/24	-	G	WG	N	N	X	X	X	X	X	4

680-247427 Chain of Custody

Possible Hazard Identification
☐ *Non-Hazard* ☐ *Flammable* ☐ *Skin Irritant* ☐ *Poison B* ☐ *Unknown* ☐ *Radiological*

Sample Disposal (A fee may be assessed if samples are retained longer than 1 month)
☐ *Return To Client* ☐ *Disposal By Lab* ☐ *Archive For* _____ *Mo*

Deliverable Requested: I, II, III, IV, Other (specify)

Special Instructions/QC Requirements:

Empty Kit Relinquished by:	Date:	Time:	Method of Shipment:

Relinquished by:	Date/Time:	Company	Received by:	Date/Time:	Company
MARK MANN / [signature]	03/01/24 1443	WSP	[signature]	3/1/24 14:43	[signature]
[signature] 3/1/24	14:45	[signature]	[signature]		
			[signature]	3/2/24 0941	

Custody Seals Intact: Δ Yes Δ No	Custody Seal No.:	Cooler Temperature(s) °C and Other Remarks: 2.8/2.8 0.3/0.3 2.8/2.8 0.5/0.5

Ver: 01/16/2019

3/8/2024

Eurofins Savannah
5102 LaRoche Avenue
Savannah, GA 31404
Phone (912) 354-7858 Phone (912) 352-0165

Chain of Custody Record

244- ATLANTA

Eurofins Environment Testing

Client Information	Sampler(s): Mark Mann	Lab PM / Phone: David Fuller / 770-344-8986	Carrier Tracking No(s):	COC No:
Client Contact: Joju Abraham	Site-Project Manager / Phone: Dawn Prell / 248-536-5445	E-Mail: David.Fuller@et.eurofinsus.com	State of Origin: GA	Page: Page 2 of 2
Company: Southern Company				Job #:
Address: 241 Ralph McGill Blvd SE B10185	Due Date Requested:			
City: Atlanta	TAT Requested (days): 2 weeks			
State, Zip: GA, 30308	Compliance Project: Δ Yes Δ No			
Phone:	Lab Project #: (DO NOT REMOVE) 68027798			
Email: JAbraham@southernco.com	Lab PO #: GPC82130-0006 / PO Line #3			
Project Name: CCR - Plant Scherer Cell 1	Project #:			
Site:				

Analysis Requested

Preservation Codes:
A - HCL
B - NaOH
C - Zn Acetate
D - Nitric Acid
E - NaHSO4
F - MeOH
G - Amchlor
H - Ascorbic Acid
I - Ice
J - DI Water
K - EDTA
L - EDA
M - Hexane
N - None
O - AsNaO2
P - Na2O4S
Q - Na2SO3
R - Na2S2O3
S - H2SO4
T - TSP Dodecahydrate
U - Acetone
V - MCAA
W - pH 4-5
Y - Trizma
Z - other (specify)
Other:

Task_Code: SCH-CCR-ASSMT-2024S1

Special Instructions/Notes:

Sample Identification	Sample Date	Sample Time	Sample Type (C=Comp, G=grab)	Matrix (W=water, S=solid, O=waste/oil, BT=Tissue, A=Air)	Field Filtered Sample (Yes or No)	Perform MS/MSD (Yes or No)	300_ORGFM_28D - Chloride, Fluoride, Sulfate	2540C - Solids, Total Dissolved (TDS)	6020B - App III, State (15) Metals + Cations (Mg, K, Na)	7470A - Mercury	2320B - Alkalinity, Total, Carb/Bicarb	Total Number of containers
			Preservation Code:		X	X	N	N	D	D	N	X
SCH-CELL1-EB-5	2/29/24	12:30	G	WQ	N	N	X	X	X	X	X	4
SCH-CELL1-FB-5	2/29/24	11:30	G	WQ	N	N	X	X	X	X	X	4
SCH-CELL1-EB-6	2/29/24	15:55	G	WQ	N	N	X	X	X	X	X	4
SCH-CELL1-FB-6	2/29/24	14:50	G	WQ	N	N	X	X	X	X	X	4
SCH-GWC-20	3/1/24	10:35	G	WG	N	N	X	X	X	X	X	4
SCH-GWC-1	3/1/24	10:00	G	WG	N	N	X	X	X	X	X	4
SCH-GWC-9	3/1/24	9:37	G	WG	N	N	X	X	X	X	X	4
SCH-GWC-13	3/1/24	8:40	G	WG	N	N	X	X	X	X	X	4
SCH-GWC-14	3/1/24	9:22	G	WG	N	N	X	X	X	X	X	4
SCH-GWC-2	3/1/24	8:33	G	WG	N	N	X	X	X	X	X	4
SCH-GWC-10	3/1/24	11:25	G	WG	N	N	X	X	X	X	X	4

Possible Hazard Identification
☐ *Non-Hazard* ☐ *Flammable* ☐ *Skin Irritant* ☐ *Poison B* ☐ *Unknown* ☐ *Radiological*

Sample Disposal (A fee may be assessed if samples are retained longer than 1 month)
☐ *Return To Client* ☐ *Disposal By Lab* ☐ *Archive For* _____ *Months*

Deliverable Requested: I, II, III, IV, Other (specify)

Special Instructions/QC Requirements:

Empty Kit Relinquished by:	Date:	Time:	Method of Shipment:

Relinquished by:	Date/Time:	Company	Received by:	Date/Time:	Company
MARK MANN / [signature]	03/01/24 1443	WSP	[signature]	3/1/24 14:43	Euro
[signature]	3/1/24 14:43	Euro	[signature]		
[signature]			[signature]	3/2-24 0944	

Custody Seals Intact: Δ Yes Δ No

Custody Seal No.:

Cooler Temperature(s) °C and Other Remarks: 2.8/2.8 0.3/0.3 2.8/2.8 0.5/0.5

Ver: 01/16/2019 3/8/2024

Eurofins Savannah
5102 LaRoche Avenue
Savannah, GA 31404
Phone: 912-354-7858 Fax: 912-352-0165

Chain of Custody Record

eurofins | Environment Testing

Client Information (Sub Contract Lab)	Sampler:	Lab PM: Fuller, David	Carrier Tracking No(s):	COC No: 680-765327.1
Client Contact: Shipping/Receiving	Phone:	E-Mail: David.Fuller@et.eurofinsus.com	State of Origin: Georgia	Page: Page 1 of 3
Company: Eurofins Environment Testing Southeast,		Accreditations Required (See note): NELAP - Florida; State - Georgia		Job #: 680-247427-1
Address: 481 Newburyport Avenue,	Due Date Requested: 3/14/2024			
City: Altamonte Springs	TAT Requested (days):			
State, Zip: FL, 32701				
Phone: 407-339-5984(Tel) 407-260-6110(Fax)	PO #:			
Email:	WO #:			
Project Name: CCR - Plant Scherer Cell 1	Project #: 68027798			
Site:	SSOW#:			

Analysis Requested

Preservation Codes:
A - HCL
B - NaOH
C - Zn Acetate
D - Nitric Acid
E - NaHSO4
F - MeOH
G - Amchlor
H - Ascorbic Acid
I - Ice
J - DI Water
K - EDTA
L - EDA
M - Hexane
N - None
O - AsNaO2
P - Na2O4S
Q - Na2SO3
R - Na2S2O3
S - H2SO4
T - TSP Dodecahydrate
U - Acetone
V - MCAA
W - pH 4-5
Y - Trizma
Z - other (specify)
Other:

Sample Identification - Client ID (Lab ID)	Sample Date	Sample Time	Sample Type (C=comp, G=grab)	Matrix (W=water, S=solid, O=waste/oil, BT=Tissue, A=Air)	Field Filtered Sample (Yes or No)	Perform MS/MSD (Yes or No)	300_ORGFM_28D/ Chloride Fluoride Sulfate	Total Number of containers	Special Instructions/Note:
			Preservation Code:						
SCH-GWC-4 (680-247427-1)	2/29/24	09:35 Eastern		Water			X	1	
SCH-GWC-5 (680-247427-2)	2/29/24	11:15 Eastern		Water			X	1	
SCH-GWC-6 (680-247427-3)	2/29/24	13:25 Eastern		Water			X	1	
SCH-GWC-7 (680-247427-4)	2/29/24	14:30 Eastern		Water			X	1	
SCH-GWC-8A (680-247427-5)	2/29/24	15:36 Eastern		Water			X	1	
SCH-GWC-11 (680-247427-6)	2/29/24	16:38 Eastern		Water			X	1	
SCH-GWC-12 (680-247427-7)	2/29/24	14:37 Eastern		Water			X	1	
SCH-GWC-18 (680-247427-8)	2/29/24	15:42 Eastern		Water			X	1	
SCH-GWC-19 (680-247427-9)	2/29/24	14:40 Eastern		Water			X	1	

Note: Since laboratory accreditations are subject to change, Eurofins Environment Testing Southeast, LLC places the ownership of method, analyte & accreditation compliance upon our subcontract laboratories. This sample shipment is forwarded under chain-of-custody. If the laboratory does not currently maintain accreditation in the State of Origin listed above for analysis/tests/matrix being analyzed, the samples must be shipped back to the Eurofins Environment Testing Southeast, LLC laboratory or other instructions will be provided. Any changes to accreditation status should be brought to Eurofins Environment Testing Southeast, LLC attention immediately. If all requested accreditations are current to date, return the signed Chain of Custody attesting to said compliance to Eurofins Environment Testing Southeast, LLC.

Possible Hazard Identification	Sample Disposal (A fee may be assessed if samples are retained longer than 1 month)
Unconfirmed	☐ Return To Client ☐ Disposal By Lab ☐ Archive For _____ Months
Deliverable Requested: I, II, III, IV, Other (specify) Primary Deliverable Rank: 2	Special Instructions/QC Requirements:

Empty Kit Relinquished by:	Date:	Time:	Method of Shipment:

Relinquished by:	Date/Time:	Company	Received by:	Date/Time:	Company
			TSS	3/6 915	
Relinquished by:	Date/Time:	Company	Received by:	Date/Time:	Company
Relinquished by:	Date/Time:	Company	Received by:	Date/Time:	Company

Custody Seals Intact: Δ Yes Δ No	Custody Seal No.:	Cooler Temperature(s) °C and Other Remarks: 1.1

Eurofins Savannah
5102 LaRoche Avenue
Savannah, GA 31404
Phone: 912-354-7858 Fax: 912-352-0165

Chain of Custody Record

eurofins | Environment Testing

Client Information (Sub Contract Lab)	Sampler:	Lab PM: Fuller, David	Carrier Tracking No(s):	COC No: 680-765327.2
Client Contact: Shipping/Receiving	Phone:	E-Mail: David.Fuller@et.eurofinsus.com	State of Origin: Georgia	Page: Page 2 of 3
Company: Eurofins Environment Testing Southeast,		Accreditations Required (See note): NELAP - Florida; State - Georgia		Job #: 680-247427-1
Address: 481 Newburyport Avenue, ,	Due Date Requested: 3/14/2024			
City: Altamonte Springs	TAT Requested (days):			
State, Zip: FL, 32701				
Phone: 407-339-5984(Tel) 407-260-6110(Fax)	PO #:			
Email:	WO #:			
Project Name: CCR - Plant Scherer Cell 1	Project #: 68027798			
Site:	SSOW#:			

Analysis Requested

Preservation Codes:

A - HCL
B - NaOH
C - Zn Acetate
D - Nitric Acid
E - NaHSO4
F - MeOH
G - Amchlor
H - Ascorbic Acid
I - Ice
J - DI Water
K - EDTA
L - EDA
M - Hexane
N - None
O - AsNaO2
P - Na2O4S
Q - Na2SO3
R - Na2S2O3
S - H2SO4
T - TSP Dodecahydrate
U - Acetone
V - MCAA
W - pH 4-5
Y - Trizma
Z - other (specify)

Other:

Sample Identification - Client ID (Lab ID)	Sample Date	Sample Time	Sample Type (C=comp, G=grab)	Matrix (W=water, S=solid, O=waste/oil, BT=Tissue, A=Air)	Field Filtered Sample (Yes or No)	Perform MS/MSD (Yes or No)	300_ORGFM_28D/ Chloride Fluoride Sulfate	Total Number of containers	Special Instructions/Note:
			Preservation Code:						
SCH-CELL1-FD-5 (680-247427-10)	2/29/24	Eastern		Water			X	1	
SCH-CELL1-FD-6 (680-247427-11)	2/29/24	Eastern		Water			X	1	
SCH-CELL1-EB-5 (680-247427-12)	2/29/24	12:30 Eastern		Water			X	1	
SCH-CELL1-FB-5 (680-247427-13)	2/29/24	11:30 Eastern		Water			X	1	
SCH-CELL1-EB-6 (680-247427-14)	2/29/24	15:55 Eastern		Water			X	1	
SCH-CELL1-FB-6 (680-247427-15)	2/29/24	14:50 Eastern		Water			X	1	
SCH-GWC-20 (680-247427-16)	3/1/24	10:35 Eastern		Water			X	1	
SCH-GWC-1 (680-247427-17)	3/1/24	10:00 Eastern		Water			X	1	
SCH-GWC-9 (680-247427-18)	3/1/24	09:37 Eastern		Water			X	1	

Note: Since laboratory accreditations are subject to change, Eurofins Environment Testing Southeast, LLC places the ownership of method, analyte & accreditation compliance upon our subcontract laboratories. This sample shipment is forwarded under chain-of-custody. If the laboratory does not currently maintain accreditation in the State of Origin listed above for analysis/tests/matrix being analyzed, the samples must be shipped back to the Eurofins Environment Testing Southeast, LLC laboratory or other instructions will be provided. Any changes to accreditation status should be brought to Eurofins Environment Testing Southeast, LLC attention immediately. If all requested accreditations are current to date, return the signed Chain of Custody attesting to said compliance to Eurofins Environment Testing Southeast, LLC.

Possible Hazard Identification *Unconfirmed*	***Sample Disposal (A fee may be assessed if samples are retained longer than 1 month)*** ☐ *Return To Client* ☐ *Disposal By Lab* ☐ *Archive For* _____ *Months*
Deliverable Requested: I, II, III, IV, Other (specify) Primary Deliverable Rank: 2	Special Instructions/QC Requirements:

Empty Kit Relinquished by:	Date:	Time:	Method of Shipment:

Relinquished by:	Date/Time:	Company	Received by:	Date/Time: 3/6 915	Company
Relinquished by:	Date/Time:	Company	Received by:	Date/Time:	Company
Relinquished by:	Date/Time:	Company	Received by:	Date/Time:	Company

Custody Seals Intact: Δ Yes Δ No	Custody Seal No.:	Cooler Temperature(s) °C and Other Remarks:

Ver: 06/08/2021

3/8/2024

Eurofins Savannah
5102 LaRoche Avenue
Savannah, GA 31404
Phone: 912-354-7858 Fax: 912-352-0165

Chain of Custody Record

eurofins | Environment Testing

Client Information (Sub Contract Lab)	Sampler:	Lab PM: Fuller, David	Carrier Tracking No(s):	COC No: 680-765327.3
Client Contact: Shipping/Receiving	Phone:	E-Mail: David.Fuller@et.eurofinsus.com	State of Origin: Georgia	Page: Page 3 of 3
Company: Eurofins Environment Testing Southeast,		Accreditations Required (See note): NELAP - Florida; State - Georgia		Job #: 680-247427-1
Address: 481 Newburyport Avenue, ,	Due Date Requested: 3/14/2024			
City: Altamonte Springs	TAT Requested (days):			
State, Zip: FL, 32701				
Phone: 407-339-5984(Tel) 407-260-6110(Fax)	PO #:			
Email:	WO #:			
Project Name: CCR - Plant Scherer Cell 1	Project #: 68027798			
Site:	SSOW#:			

Analysis Requested

Preservation Codes:
A - HCL
B - NaOH
C - Zn Acetate
D - Nitric Acid
E - NaHSO4
F - MeOH
G - Amchlor
H - Ascorbic Acid
I - Ice
J - DI Water
K - EDTA
L - EDA
M - Hexane
N - None
O - AsNaO2
P - Na2O4S
Q - Na2SO3
R - Na2S2O3
S - H2SO4
T - TSP Dodecahydrate
U - Acetone
V - MCAA
W - pH 4-5
Y - Trizma
Z - other (specify)
Other:

Sample Identification - Client ID (Lab ID)	Sample Date	Sample Time	Sample Type (C=comp, G=grab)	Matrix (W=water, S=solid, O=waste/oil, BT=Tissue, A=Air)	Field Filtered Sample (Yes or No)	Perform MS/MSD (Yes or No)	300_ORGFM_28D/ Chloride Fluoride Sulfate	Total Number of containers	Special Instructions/Note:
			Preservation Code:						
SCH-GWC-13 (680-247427-19)	3/1/24	08:40 Eastern		Water			X	1	
SCH-GWC-14 (680-247427-20)	3/1/24	09:22 Eastern		Water			X	1	
SCH-GWC-2 (680-247427-21)	3/1/24	08:33 Eastern		Water			X	1	
SCH-GWC-10 (680-247427-22)	3/1/24	11:25 Eastern		Water			X	1	

Note: Since laboratory accreditations are subject to change, Eurofins Environment Testing Southeast, LLC places the ownership of method, analyte & accreditation compliance upon our subcontract laboratories. This sample shipment is forwarded under chain-of-custody. If the laboratory does not currently maintain accreditation in the State of Origin listed above for analysis/tests/matrix being analyzed, the samples must be shipped back to the Eurofins Environment Testing Southeast, LLC laboratory or other instructions will be provided. Any changes to accreditation status should be brought to Eurofins Environment Testing Southeast, LLC attention immediately. If all requested accreditations are current to date, return the signed Chain of Custody attesting to said compliance to Eurofins Environment Testing Southeast, LLC.

Possible Hazard Identification *Unconfirmed*	***Sample Disposal (A fee may be assessed if samples are retained longer than 1 month)*** ☐ *Return To Client* ☐ *Disposal By Lab* ☐ *Archive For* _____ *Months*
Deliverable Requested: I, II, III, IV, Other (specify) Primary Deliverable Rank: 2	Special Instructions/QC Requirements:

Empty Kit Relinquished by:	Date:	Time:		Method of Shipment:	
Relinquished by:	Date/Time:	Company	Received by: BB	Date/Time: 3/6 915	Company
Relinquished by:	Date/Time:	Company	Received by:	Date/Time:	Company
Relinquished by:	Date/Time:	Company	Received by:	Date/Time:	Company
Custody Seals Intact: Δ Yes Δ No	Custody Seal No.:		Cooler Temperature(s) °C and Other Remarks:		

Login Sample Receipt Checklist

Client: Southern Company

Job Number: 680-247427-1

Login Number: 247427

List Source: Eurofins Savannah

List Number: 1

Creator: Stewart, Rendaisha

Question	Answer	Comment
Radioactivity wasn't checked or is </= background as measured by a survey meter.	N/A	
The cooler's custody seal, if present, is intact.	True	
Sample custody seals, if present, are intact.	True	
The cooler or samples do not appear to have been compromised or tampered with.	True	
Samples were received on ice.	True	
Cooler Temperature is acceptable.	True	
Cooler Temperature is recorded.	True	
COC is present.	True	
COC is filled out in ink and legible.	True	
COC is filled out with all pertinent information.	True	
Is the Field Sampler's name present on COC?	True	
There are no discrepancies between the containers received and the COC.	True	
Samples are received within Holding Time (excluding tests with immediate HTs)	True	
Sample containers have legible labels.	True	
Containers are not broken or leaking.	True	
Sample collection date/times are provided.	True	
Appropriate sample containers are used.	True	
Sample bottles are completely filled.	True	
Sample Preservation Verified.	N/A	
There is sufficient vol. for all requested analyses, incl. any requested MS/MSDs	True	
Containers requiring zero headspace have no headspace or bubble is <6mm (1/4").	N/A	
Multiphasic samples are not present.	True	
Samples do not require splitting or compositing.	True	
Residual Chlorine Checked.	N/A	

Login Sample Receipt Checklist

Client: Southern Company

Job Number: 680-247427-1

Login Number: 247427
List Number: 2
Creator: Beck, Brent

List Source: Eurofins Orlando
List Creation: 03/06/24 09:54 AM

Question	Answer	Comment
Radioactivity wasn't checked or is </= background as measured by a survey meter.	N/A	
The cooler's custody seal, if present, is intact.	True	
Sample custody seals, if present, are intact.	True	
The cooler or samples do not appear to have been compromised or tampered with.	True	
Samples were received on ice.	True	
Cooler Temperature is acceptable.	True	
Cooler Temperature is recorded.	True	
COC is present.	True	
COC is filled out in ink and legible.	True	
COC is filled out with all pertinent information.	True	
Is the Field Sampler's name present on COC?	True	
There are no discrepancies between the containers received and the COC.	True	
Samples are received within Holding Time (excluding tests with immediate HTs)	True	
Sample containers have legible labels.	True	
Containers are not broken or leaking.	True	
Sample collection date/times are provided.	True	
Appropriate sample containers are used.	True	
Sample bottles are completely filled.	True	
Sample Preservation Verified.	True	
There is sufficient vol. for all requested analyses, incl. any requested MS/MSDs	True	
Containers requiring zero headspace have no headspace or bubble is <6mm (1/4").	True	
Multiphasic samples are not present.	True	
Samples do not require splitting or compositing.	True	
Residual Chlorine Checked.	N/A	

eurofins | Environment Testing

ANALYTICAL REPORT

PREPARED FOR

Attn: Joju Abraham
Southern Company
241 Ralph McGill Blvd SE
B10185
Atlanta, Georgia 30308

Generated 3/19/2024 11:22:24 AM

JOB DESCRIPTION

CCR - Plant Scherer Cell 1

JOB NUMBER

680-247612-1

Eurofins Savannah
5102 LaRoche Avenue
Savannah GA 31404

See page two for job notes and contact information.

my EOL

Eurofins Savannah

Job Notes

This report may not be reproduced except in full, and with written approval from the laboratory. The results relate only to the samples tested. For questions please contact the Project Manager at the e-mail address or telephone number listed on this page.

The test results in this report relate only to the samples as received by the laboratory and will meet all requirements of the methodology, with any exceptions noted. This report shall not be reproduced except in full, without the express written approval of the laboratory. All questions should be directed to the Eurofins Environment Testing Southeast, LLC Project Manager.

Authorization

Generated
3/19/2024 11:22:24 AM

Authorized for release by
David Fuller, Project Manager
David.Fuller@et.eurofinsus.com
(770)344-8986

Definitions/Glossary

Client: Southern Company
Project/Site: CCR - Plant Scherer Cell 1

Job ID: 680-247612-1

Qualifiers

Metals

Qualifier	Qualifier Description
4	MS, MSD: The analyte present in the original sample is greater than 4 times the matrix spike concentration; therefore, control limits are not applicable.
J	Result is less than the RL but greater than or equal to the MDL and the concentration is an approximate value.

Glossary

Abbreviation	These commonly used abbreviations may or may not be present in this report.
¤	Listed under the "D" column to designate that the result is reported on a dry weight basis
%R	Percent Recovery
CFL	Contains Free Liquid
CFU	Colony Forming Unit
CNF	Contains No Free Liquid
DER	Duplicate Error Ratio (normalized absolute difference)
Dil Fac	Dilution Factor
DL	Detection Limit (DoD/DOE)
DL, RA, RE, IN	Indicates a Dilution, Re-analysis, Re-extraction, or additional Initial metals/anion analysis of the sample
DLC	Decision Level Concentration (Radiochemistry)
EDL	Estimated Detection Limit (Dioxin)
LOD	Limit of Detection (DoD/DOE)
LOQ	Limit of Quantitation (DoD/DOE)
MCL	EPA recommended "Maximum Contaminant Level"
MDA	Minimum Detectable Activity (Radiochemistry)
MDC	Minimum Detectable Concentration (Radiochemistry)
MDL	Method Detection Limit
ML	Minimum Level (Dioxin)
MPN	Most Probable Number
MQL	Method Quantitation Limit
NC	Not Calculated
ND	Not Detected at the reporting limit (or MDL or EDL if shown)
NEG	Negative / Absent
POS	Positive / Present
PQL	Practical Quantitation Limit
PRES	Presumptive
QC	Quality Control
RER	Relative Error Ratio (Radiochemistry)
RL	Reporting Limit or Requested Limit (Radiochemistry)
RPD	Relative Percent Difference, a measure of the relative difference between two points
TEF	Toxicity Equivalent Factor (Dioxin)
TEQ	Toxicity Equivalent Quotient (Dioxin)
TNTC	Too Numerous To Count

Sample Summary

Client: Southern Company
Project/Site: CCR - Plant Scherer Cell 1

Job ID: 680-247612-1

Lab Sample ID	Client Sample ID	Matrix	Collected	Received
680-247612-1	SCH-GWC-3	Water	03/04/24 11:16	03/06/24 10:17
680-247612-2	SCH-GWA-15	Water	03/04/24 12:53	03/06/24 10:17

Job Narrative
680-247612-1

Analytical test results meet all requirements of the associated regulatory program listed on the Accreditation/Certification Summary Page unless otherwise noted under the individual analysis. Data qualifiers are applied to indicate exceptions. Noncompliant quality control (QC) is further explained in narrative comments.

- Matrix QC may not be reported if insufficient sample or site-specific QC samples were not submitted. In these situations, to demonstrate precision and accuracy at a batch level, a LCS/LCSD may be performed, unless otherwise specified in the method.
- Surrogate and/or isotope dilution analyte recoveries (if applicable) which are outside of the QC window are confirmed unless attributed to a dilution or otherwise noted in the narrative.

Receipt
The samples were received on 3/6/2024 10:17 AM. Unless otherwise noted below, the samples arrived in good condition, and, where required, properly preserved and on ice. The temperature of the cooler at receipt time was 3.9°C.

HPLC/IC
No additional analytical or quality issues were noted, other than those described above or in the Definitions/ Glossary page.

Metals
No additional analytical or quality issues were noted, other than those described above or in the Definitions/ Glossary page.

General Chemistry
No additional analytical or quality issues were noted, other than those described above or in the Definitions/ Glossary page.

Client Sample Results

Client: Southern Company
Project/Site: CCR - Plant Scherer Cell 1

Job ID: 680-247612-1

Client Sample ID: SCH-GWC-3

Lab Sample ID: 680-247612-1

Date Collected: 03/04/24 11:16
Matrix: Water
Date Received: 03/06/24 10:17

Method: MCAWW 300.0-1993 R2.1 - Anions, Ion Chromatography

Analyte	Result	Qualifier	RL	MDL	Unit	D	Prepared	Analyzed	Dil Fac
Chloride	**3.0**		1.0	0.20	mg/L			03/18/24 16:20	1
Fluoride	<0.040		0.10	0.040	mg/L			03/18/24 16:20	1
Sulfate	**10**		1.0	0.40	mg/L			03/18/24 16:20	1

Method: SW846 6020B - Metals (ICP/MS) - Total Recoverable

Analyte	Result	Qualifier	RL	MDL	Unit	D	Prepared	Analyzed	Dil Fac
Antimony	**0.0013**	**J**	0.0020	0.00034	mg/L		03/07/24 07:33	03/07/24 18:46	1
Arsenic	<0.00086		0.0010	0.00086	mg/L		03/07/24 07:33	03/07/24 18:46	1
Barium	**0.019**		0.010	0.00089	mg/L		03/07/24 07:33	03/07/24 18:46	1
Beryllium	<0.00020		0.0025	0.00020	mg/L		03/07/24 07:33	03/07/24 18:46	1
Boron	<0.022		0.080	0.022	mg/L		03/07/24 07:33	03/07/24 18:46	1
Cadmium	<0.000078		0.0025	0.000078	mg/L		03/07/24 07:33	03/07/24 18:46	1
Calcium	**8.9**		0.50	0.14	mg/L		03/07/24 07:33	03/07/24 18:46	1
Chromium	**0.014**		0.0020	0.0012	mg/L		03/07/24 07:33	03/07/24 18:46	1
Cobalt	<0.00022		0.0025	0.00022	mg/L		03/07/24 07:33	03/07/24 18:46	1
Copper	<0.0011		0.0020	0.0011	mg/L		03/07/24 07:33	03/07/24 18:46	1
Lead	<0.00021		0.0010	0.00021	mg/L		03/07/24 07:33	03/07/24 18:46	1
Magnesium	**4.8**		0.50	0.023	mg/L		03/07/24 07:33	03/07/24 18:46	1
Nickel	**0.0014**		0.0010	0.00042	mg/L		03/07/24 07:33	03/07/24 18:46	1
Potassium	**2.6**		0.50	0.044	mg/L		03/07/24 07:33	03/07/24 18:46	1
Selenium	<0.00099		0.0050	0.00099	mg/L		03/07/24 07:33	03/07/24 18:46	1
Silver	<0.00039		0.0010	0.00039	mg/L		03/07/24 07:33	03/07/24 18:46	1
Sodium	**6.4**		0.50	0.20	mg/L		03/07/24 07:33	03/07/24 18:46	1
Thallium	<0.00026		0.0010	0.00026	mg/L		03/07/24 07:33	03/07/24 18:46	1
Vanadium	**0.0051**		0.0020	0.00063	mg/L		03/07/24 07:33	03/07/24 18:46	1
Zinc	<0.0028		0.0050	0.0028	mg/L		03/07/24 07:33	03/07/24 18:46	1

Method: SW846 7470A - Mercury (CVAA)

Analyte	Result	Qualifier	RL	MDL	Unit	D	Prepared	Analyzed	Dil Fac
Mercury	<0.000080		0.00020	0.000080	mg/L		03/10/24 15:01	03/11/24 16:42	1

General Chemistry

Analyte	Result	Qualifier	RL	MDL	Unit	D	Prepared	Analyzed	Dil Fac
Total Alkalinity as CaCO3 to pH 4.5 (SM 2320B-2011)	**44**		5.0	2.2	mg/L			03/08/24 17:45	1
Bicarbonate Alkalinity as CaCO3 (SM 2320B-2011)	**44**		5.0	5.0	mg/L			03/08/24 17:45	1
Carbonate Alkalinity as CaCO3 (SM 2320B-2011)	<5.0		5.0	5.0	mg/L			03/08/24 17:45	1
Total Dissolved Solids (SM 2540C-2011)	**99**		10	10	mg/L			03/08/24 11:37	1

Client Sample ID: SCH-GWA-15

Lab Sample ID: 680-247612-2

Date Collected: 03/04/24 12:53
Matrix: Water
Date Received: 03/06/24 10:17

Method: MCAWW 300.0-1993 R2.1 - Anions, Ion Chromatography

Analyte	Result	Qualifier	RL	MDL	Unit	D	Prepared	Analyzed	Dil Fac
Chloride	**5.6**		1.0	0.20	mg/L			03/18/24 16:40	1
Fluoride	<0.040		0.10	0.040	mg/L			03/18/24 16:40	1
Sulfate	**2.8**		1.0	0.40	mg/L			03/18/24 16:40	1

Client Sample Results

Client: Southern Company
Project/Site: CCR - Plant Scherer Cell 1

Job ID: 680-247612-1

Client Sample ID: SCH-GWA-15

Lab Sample ID: 680-247612-2

Date Collected: 03/04/24 12:53
Matrix: Water
Date Received: 03/06/24 10:17

Method: SW846 6020B - Metals (ICP/MS) - Total Recoverable

Analyte	Result	Qualifier	RL	MDL	Unit	D	Prepared	Analyzed	Dil Fac
Antimony	<0.00034		0.0020	0.00034	mg/L		03/07/24 07:33	03/07/24 18:43	1
Arsenic	<0.00086		0.0010	0.00086	mg/L		03/07/24 07:33	03/07/24 18:43	1
Barium	**0.010**		0.010	0.00089	mg/L		03/07/24 07:33	03/07/24 18:43	1
Beryllium	<0.00020		0.0025	0.00020	mg/L		03/07/24 07:33	03/07/24 18:43	1
Boron	<0.022		0.080	0.022	mg/L		03/07/24 07:33	03/07/24 18:43	1
Cadmium	<0.000078		0.0025	0.000078	mg/L		03/07/24 07:33	03/07/24 18:43	1
Calcium	**3.8**		0.50	0.14	mg/L		03/07/24 07:33	03/07/24 18:43	1
Chromium	<0.0012		0.0020	0.0012	mg/L		03/07/24 07:33	03/07/24 18:43	1
Cobalt	**0.0026**		0.0025	0.00022	mg/L		03/07/24 07:33	03/07/24 18:43	1
Copper	<0.0011		0.0020	0.0011	mg/L		03/07/24 07:33	03/07/24 18:43	1
Lead	<0.00021		0.0010	0.00021	mg/L		03/07/24 07:33	03/07/24 18:43	1
Magnesium	**2.0**		0.50	0.023	mg/L		03/07/24 07:33	03/07/24 18:43	1
Nickel	<0.00042		0.0010	0.00042	mg/L		03/07/24 07:33	03/07/24 18:43	1
Potassium	**0.14**	**J**	0.50	0.044	mg/L		03/07/24 07:33	03/07/24 18:43	1
Selenium	<0.00099		0.0050	0.00099	mg/L		03/07/24 07:33	03/07/24 18:43	1
Silver	<0.00039		0.0010	0.00039	mg/L		03/07/24 07:33	03/07/24 18:43	1
Sodium	**5.1**		0.50	0.20	mg/L		03/07/24 07:33	03/07/24 18:43	1
Thallium	<0.00026		0.0010	0.00026	mg/L		03/07/24 07:33	03/07/24 18:43	1
Vanadium	**0.00066**	**J**	0.0020	0.00063	mg/L		03/07/24 07:33	03/07/24 18:43	1
Zinc	<0.0028		0.0050	0.0028	mg/L		03/07/24 07:33	03/07/24 18:43	1

Method: SW846 7470A - Mercury (CVAA)

Analyte	Result	Qualifier	RL	MDL	Unit	D	Prepared	Analyzed	Dil Fac
Mercury	<0.000080		0.00020	0.000080	mg/L		03/10/24 15:01	03/11/24 16:44	1

General Chemistry

Analyte	Result	Qualifier	RL	MDL	Unit	D	Prepared	Analyzed	Dil Fac
Total Alkalinity as CaCO3 to pH 4.5 (SM 2320B-2011)	**39**		5.0	2.2	mg/L			03/08/24 17:53	1
Bicarbonate Alkalinity as CaCO3 (SM 2320B-2011)	**39**		5.0	5.0	mg/L			03/08/24 17:53	1
Carbonate Alkalinity as CaCO3 (SM 2320B-2011)	<5.0		5.0	5.0	mg/L			03/08/24 17:53	1
Total Dissolved Solids (SM 2540C-2011)	**41**		10	10	mg/L			03/08/24 11:37	1

QC Sample Results

Client: Southern Company
Project/Site: CCR - Plant Scherer Cell 1

Job ID: 680-247612-1

Method: 300.0-1993 R2.1 - Anions, Ion Chromatography

Lab Sample ID: MB 680-828129/43
Matrix: Water
Analysis Batch: 828129

Client Sample ID: Method Blank
Prep Type: Total/NA

Analyte	MB Result	MB Qualifier	RL	MDL	Unit	D	Prepared	Analyzed	Dil Fac
Chloride	<0.20		1.0	0.20	mg/L			03/18/24 16:01	1
Fluoride	<0.040		0.10	0.040	mg/L			03/18/24 16:01	1
Sulfate	<0.40		1.0	0.40	mg/L			03/18/24 16:01	1

Lab Sample ID: LCS 680-828129/44
Matrix: Water
Analysis Batch: 828129

Client Sample ID: Lab Control Sample
Prep Type: Total/NA

Analyte	Spike Added	LCS Result	LCS Qualifier	Unit	D	%Rec	%Rec Limits
Chloride	10.0	10.0		mg/L		100	90 - 110
Fluoride	2.00	2.14		mg/L		107	90 - 110
Sulfate	10.0	9.51		mg/L		95	90 - 110

Lab Sample ID: LCSD 680-828129/45
Matrix: Water
Analysis Batch: 828129

Client Sample ID: Lab Control Sample Dup
Prep Type: Total/NA

Analyte	Spike Added	LCSD Result	LCSD Qualifier	Unit	D	%Rec	%Rec Limits	RPD	RPD Limit
Chloride	10.0	9.97		mg/L		100	90 - 110	0	15
Fluoride	2.00	2.13		mg/L		106	90 - 110	0	15
Sulfate	10.0	9.48		mg/L		95	90 - 110	0	15

Lab Sample ID: 680-247612-1 MS
Matrix: Water
Analysis Batch: 828129

Client Sample ID: SCH-GWC-3
Prep Type: Total/NA

Analyte	Sample Result	Sample Qualifier	Spike Added	MS Result	MS Qualifier	Unit	D	%Rec	%Rec Limits
Chloride	3.0		10.0	13.3		mg/L		103	80 - 120
Fluoride	<0.040		2.00	2.04		mg/L		102	80 - 120
Sulfate	10		10.0	20.2		mg/L		102	80 - 120

Lab Sample ID: 680-247612-1 MSD
Matrix: Water
Analysis Batch: 828129

Client Sample ID: SCH-GWC-3
Prep Type: Total/NA

Analyte	Sample Result	Sample Qualifier	Spike Added	MSD Result	MSD Qualifier	Unit	D	%Rec	%Rec Limits	RPD	RPD Limit
Chloride	3.0		10.0	13.2		mg/L		102	80 - 120	1	15
Fluoride	<0.040		2.00	2.02		mg/L		101	80 - 120	1	15
Sulfate	10		10.0	20.1		mg/L		100	80 - 120	1	15

Method: 6020B - Metals (ICP/MS)

Lab Sample ID: MB 680-826197/1-A
Matrix: Water
Analysis Batch: 826421

Client Sample ID: Method Blank
Prep Type: Total Recoverable
Prep Batch: 826197

Analyte	MB Result	MB Qualifier	RL	MDL	Unit	D	Prepared	Analyzed	Dil Fac
Antimony	<0.00034		0.0020	0.00034	mg/L		03/07/24 07:33	03/07/24 18:26	1
Arsenic	<0.00086		0.0010	0.00086	mg/L		03/07/24 07:33	03/07/24 18:26	1
Barium	<0.00089		0.010	0.00089	mg/L		03/07/24 07:33	03/07/24 18:26	1

Method: 6020B - Metals (ICP/MS) (Continued)

Lab Sample ID: MB 680-826197/1-A
Matrix: Water
Analysis Batch: 826421

Client Sample ID: Method Blank
Prep Type: Total Recoverable
Prep Batch: 826197

Analyte	MB Result	MB Qualifier	RL	MDL	Unit	D	Prepared	Analyzed	Dil Fac
Beryllium	<0.00020		0.0025	0.00020	mg/L		03/07/24 07:33	03/07/24 18:26	1
Boron	<0.022		0.080	0.022	mg/L		03/07/24 07:33	03/07/24 18:26	1
Cadmium	<0.000078		0.0025	0.000078	mg/L		03/07/24 07:33	03/07/24 18:26	1
Calcium	<0.14		0.50	0.14	mg/L		03/07/24 07:33	03/07/24 18:26	1
Chromium	<0.0012		0.0020	0.0012	mg/L		03/07/24 07:33	03/07/24 18:26	1
Cobalt	<0.00022		0.0025	0.00022	mg/L		03/07/24 07:33	03/07/24 18:26	1
Copper	<0.0011		0.0020	0.0011	mg/L		03/07/24 07:33	03/07/24 18:26	1
Lead	<0.00021		0.0010	0.00021	mg/L		03/07/24 07:33	03/07/24 18:26	1
Magnesium	<0.023		0.50	0.023	mg/L		03/07/24 07:33	03/07/24 18:26	1
Nickel	<0.00042		0.0010	0.00042	mg/L		03/07/24 07:33	03/07/24 18:26	1
Potassium	<0.044		0.50	0.044	mg/L		03/07/24 07:33	03/07/24 18:26	1
Selenium	<0.00099		0.0050	0.00099	mg/L		03/07/24 07:33	03/07/24 18:26	1
Silver	<0.00039		0.0010	0.00039	mg/L		03/07/24 07:33	03/07/24 18:26	1
Sodium	<0.20		0.50	0.20	mg/L		03/07/24 07:33	03/07/24 18:26	1
Thallium	<0.00026		0.0010	0.00026	mg/L		03/07/24 07:33	03/07/24 18:26	1
Vanadium	<0.00063		0.0020	0.00063	mg/L		03/07/24 07:33	03/07/24 18:26	1
Zinc	<0.0028		0.0050	0.0028	mg/L		03/07/24 07:33	03/07/24 18:26	1

Lab Sample ID: LCS 680-826197/2-A
Matrix: Water
Analysis Batch: 826421

Client Sample ID: Lab Control Sample
Prep Type: Total Recoverable
Prep Batch: 826197

Analyte	Spike Added	LCS Result	LCS Qualifier	Unit	D	%Rec	%Rec Limits
Antimony	0.0500	0.0496		mg/L		99	80 - 120
Arsenic	0.100	0.0972		mg/L		97	80 - 120
Barium	0.100	0.104		mg/L		104	80 - 120
Beryllium	0.0500	0.0516		mg/L		103	80 - 120
Boron	0.400	0.364		mg/L		91	80 - 120
Cadmium	0.0500	0.0521		mg/L		104	80 - 120
Calcium	5.00	5.31		mg/L		106	80 - 120
Chromium	0.100	0.109		mg/L		109	80 - 120
Cobalt	0.0500	0.0550		mg/L		110	80 - 120
Copper	0.101	0.113		mg/L		112	80 - 120
Lead	0.500	0.495		mg/L		99	80 - 120
Magnesium	5.00	5.18		mg/L		104	80 - 120
Nickel	0.100	0.104		mg/L		104	80 - 120
Potassium	7.00	7.25		mg/L		104	80 - 120
Selenium	0.100	0.0963		mg/L		96	80 - 120
Silver	0.0500	0.0531		mg/L		106	80 - 120
Sodium	5.03	5.06		mg/L		101	80 - 120
Thallium	0.0500	0.0539		mg/L		108	80 - 120
Vanadium	0.100	0.105		mg/L		105	80 - 120
Zinc	0.0505	0.0512		mg/L		101	80 - 120

Method: 6020B - Metals (ICP/MS) (Continued)

Lab Sample ID: 680-247545-I-1-E MS
Matrix: Water
Analysis Batch: 826421

Client Sample ID: Matrix Spike
Prep Type: Total Recoverable
Prep Batch: 826197

Analyte	Sample Result	Sample Qualifier	Spike Added	MS Result	MS Qualifier	Unit	D	%Rec	%Rec Limits
Antimony	<0.00034		0.0500	0.0499		mg/L		100	75 - 125
Arsenic	0.0017		0.100	0.0991		mg/L		97	75 - 125
Barium	0.21		0.100	0.309		mg/L		99	75 - 125
Beryllium	0.00038	J	0.0500	0.0525		mg/L		104	75 - 125
Boron	<0.022		0.400	0.385		mg/L		96	75 - 125
Cadmium	<0.000078		0.0500	0.0530		mg/L		106	75 - 125
Calcium	39		5.00	44.4	4	mg/L		110	75 - 125
Chromium	<0.0012		0.100	0.107		mg/L		106	75 - 125
Cobalt	0.12		0.0500	0.170		mg/L		98	75 - 125
Copper	0.0024		0.101	0.114		mg/L		111	75 - 125
Lead	<0.00021		0.500	0.507		mg/L		101	75 - 125
Magnesium	25		5.00	31.2	4	mg/L		120	75 - 125
Nickel	0.011		0.100	0.114		mg/L		103	75 - 125
Potassium	4.5		7.00	11.9		mg/L		106	75 - 125
Selenium	<0.00099		0.100	0.0969		mg/L		97	75 - 125
Silver	<0.00039		0.0500	0.0532		mg/L		106	75 - 125
Sodium	6.4		5.03	12.1		mg/L		114	75 - 125
Thallium	<0.00026		0.0500	0.0554		mg/L		111	75 - 125
Vanadium	0.00098	J	0.100	0.104		mg/L		103	75 - 125
Zinc	0.0040	J	0.0505	0.0627		mg/L		116	75 - 125

Lab Sample ID: 680-247545-I-1-F MSD
Matrix: Water
Analysis Batch: 826421

Client Sample ID: Matrix Spike Duplicate
Prep Type: Total Recoverable
Prep Batch: 826197

Analyte	Sample Result	Sample Qualifier	Spike Added	MSD Result	MSD Qualifier	Unit	D	%Rec	%Rec Limits	RPD	RPD Limit
Antimony	<0.00034		0.0500	0.0489		mg/L		98	75 - 125	2	20
Arsenic	0.0017		0.100	0.0968		mg/L		95	75 - 125	2	20
Barium	0.21		0.100	0.301		mg/L		91	75 - 125	3	20
Beryllium	0.00038	J	0.0500	0.0523		mg/L		104	75 - 125	0	20
Boron	<0.022		0.400	0.383		mg/L		96	75 - 125	0	20
Cadmium	<0.000078		0.0500	0.0512		mg/L		102	75 - 125	3	20
Calcium	39		5.00	43.9	4	mg/L		100	75 - 125	1	20
Chromium	<0.0012		0.100	0.104		mg/L		103	75 - 125	3	20
Cobalt	0.12		0.0500	0.167		mg/L		92	75 - 125	2	20
Copper	0.0024		0.101	0.110		mg/L		106	75 - 125	4	20
Lead	<0.00021		0.500	0.488		mg/L		98	75 - 125	4	20
Magnesium	25		5.00	31.3	4	mg/L		120	75 - 125	0	20
Nickel	0.011		0.100	0.112		mg/L		102	75 - 125	2	20
Potassium	4.5		7.00	11.7		mg/L		103	75 - 125	2	20
Selenium	<0.00099		0.100	0.0950		mg/L		95	75 - 125	2	20
Silver	<0.00039		0.0500	0.0523		mg/L		105	75 - 125	2	20
Sodium	6.4		5.03	11.9		mg/L		110	75 - 125	2	20
Thallium	<0.00026		0.0500	0.0537		mg/L		107	75 - 125	3	20
Vanadium	0.00098	J	0.100	0.103		mg/L		102	75 - 125	1	20
Zinc	0.0040	J	0.0505	0.0559		mg/L		103	75 - 125	12	20

QC Sample Results

Client: Southern Company
Project/Site: CCR - Plant Scherer Cell 1

Job ID: 680-247612-1

Method: 7470A - Mercury (CVAA)

Lab Sample ID: MB 680-826752/1-A — **Client Sample ID: Method Blank**
Matrix: Water — **Prep Type: Total/NA**
Analysis Batch: 827074 — **Prep Batch: 826752**

Analyte	MB Result	MB Qualifier	RL	MDL	Unit	D	Prepared	Analyzed	Dil Fac
Mercury	<0.000080		0.00020	0.000080	mg/L		03/10/24 15:01	03/11/24 16:15	1

Lab Sample ID: LCS 680-826752/2-A — **Client Sample ID: Lab Control Sample**
Matrix: Water — **Prep Type: Total/NA**
Analysis Batch: 827074 — **Prep Batch: 826752**

Analyte	Spike Added	LCS Result	LCS Qualifier	Unit	D	%Rec	%Rec Limits
Mercury	0.00250	0.00228		mg/L		91	80 - 120

Lab Sample ID: 680-247656-A-3-G MS — **Client Sample ID: Matrix Spike**
Matrix: Water — **Prep Type: Total/NA**
Analysis Batch: 827074 — **Prep Batch: 826752**

Analyte	Sample Result	Sample Qualifier	Spike Added	MS Result	MS Qualifier	Unit	D	%Rec	%Rec Limits
Mercury	<0.000080		0.00100	0.000928		mg/L		93	80 - 120

Lab Sample ID: 680-247656-A-3-H MSD — **Client Sample ID: Matrix Spike Duplicate**
Matrix: Water — **Prep Type: Total/NA**
Analysis Batch: 827074 — **Prep Batch: 826752**

Analyte	Sample Result	Sample Qualifier	Spike Added	MSD Result	MSD Qualifier	Unit	D	%Rec	%Rec Limits	RPD	RPD Limit
Mercury	<0.000080		0.00100	0.000926		mg/L		93	80 - 120	0	20

Method: 2320B-2011 - Alkalinity, Total

Lab Sample ID: MB 680-827059/4 — **Client Sample ID: Method Blank**
Matrix: Water — **Prep Type: Total/NA**
Analysis Batch: 827059

Analyte	MB Result	MB Qualifier	RL	MDL	Unit	D	Prepared	Analyzed	Dil Fac
Total Alkalinity as CaCO3 to pH 4.5	<2.2		5.0	2.2	mg/L			03/08/24 16:43	1
Bicarbonate Alkalinity as CaCO3	<5.0		5.0	5.0	mg/L			03/08/24 16:43	1
Carbonate Alkalinity as CaCO3	<5.0		5.0	5.0	mg/L			03/08/24 16:43	1

Lab Sample ID: LCS 680-827059/6 — **Client Sample ID: Lab Control Sample**
Matrix: Water — **Prep Type: Total/NA**
Analysis Batch: 827059

Analyte	Spike Added	LCS Result	LCS Qualifier	Unit	D	%Rec	%Rec Limits
Total Alkalinity as CaCO3 to pH 4.5	250	250		mg/L		100	90 - 112

Lab Sample ID: LCSD 680-827059/31 — **Client Sample ID: Lab Control Sample Dup**
Matrix: Water — **Prep Type: Total/NA**
Analysis Batch: 827059

Analyte	Spike Added	LCSD Result	LCSD Qualifier	Unit	D	%Rec	%Rec Limits	RPD	RPD Limit
Total Alkalinity as CaCO3 to pH 4.5	250	251		mg/L		101	90 - 112	1	30

Method: 2320B-2011 - Alkalinity, Total (Continued)

Lab Sample ID: 680-247613-C-5 DU — **Client Sample ID: Duplicate**
Matrix: Water — **Prep Type: Total/NA**
Analysis Batch: 827059

Analyte	Sample Result	Sample Qualifier		DU Result	DU Qualifier	Unit	D			RPD	RPD Limit
Total Alkalinity as CaCO3 to pH 4.5	2.8	J		<2.2		mg/L				NC	30
Bicarbonate Alkalinity as CaCO3	<5.0			<5.0		mg/L				NC	30
Carbonate Alkalinity as CaCO3	<5.0			<5.0		mg/L				NC	30

Method: 2540C-2011 - Total Dissolved Solids (Dried at 180 °C)

Lab Sample ID: MB 680-826534/1 — **Client Sample ID: Method Blank**
Matrix: Water — **Prep Type: Total/NA**
Analysis Batch: 826534

Analyte	MB Result	MB Qualifier	RL	MDL	Unit	D	Prepared	Analyzed	Dil Fac
Total Dissolved Solids	<10		10	10	mg/L			03/08/24 11:37	1

Lab Sample ID: LCS 680-826534/2 — **Client Sample ID: Lab Control Sample**
Matrix: Water — **Prep Type: Total/NA**
Analysis Batch: 826534

Analyte			Spike Added	LCS Result	LCS Qualifier	Unit	D	%Rec	%Rec Limits		
Total Dissolved Solids			2410	2440		mg/L		101	80 - 120		

Lab Sample ID: LCSD 680-826534/3 — **Client Sample ID: Lab Control Sample Dup**
Matrix: Water — **Prep Type: Total/NA**
Analysis Batch: 826534

Analyte			Spike Added	LCSD Result	LCSD Qualifier	Unit	D	%Rec	%Rec Limits	RPD	RPD Limit
Total Dissolved Solids			2410	2440		mg/L		101	80 - 120	0	25

Lab Sample ID: 680-247500-A-5 DU — **Client Sample ID: Duplicate**
Matrix: Water — **Prep Type: Total/NA**
Analysis Batch: 826534

Analyte	Sample Result	Sample Qualifier		DU Result	DU Qualifier	Unit	D			RPD	RPD Limit
Total Dissolved Solids	240			248		mg/L				5	5

QC Association Summary

Client: Southern Company
Project/Site: CCR - Plant Scherer Cell 1

Job ID: 680-247612-1

HPLC/IC

Analysis Batch: 828129

Lab Sample ID	Client Sample ID	Prep Type	Matrix	Method	Prep Batch
680-247612-1	SCH-GWC-3	Total/NA	Water	300.0-1993 R2.1	
680-247612-2	SCH-GWA-15	Total/NA	Water	300.0-1993 R2.1	
MB 680-828129/43	Method Blank	Total/NA	Water	300.0-1993 R2.1	
LCS 680-828129/44	Lab Control Sample	Total/NA	Water	300.0-1993 R2.1	
LCSD 680-828129/45	Lab Control Sample Dup	Total/NA	Water	300.0-1993 R2.1	
680-247612-1 MS	SCH-GWC-3	Total/NA	Water	300.0-1993 R2.1	
680-247612-1 MSD	SCH-GWC-3	Total/NA	Water	300.0-1993 R2.1	

Metals

Prep Batch: 826197

Lab Sample ID	Client Sample ID	Prep Type	Matrix	Method	Prep Batch
680-247612-1	SCH-GWC-3	Total Recoverable	Water	3005A	
680-247612-2	SCH-GWA-15	Total Recoverable	Water	3005A	
MB 680-826197/1-A	Method Blank	Total Recoverable	Water	3005A	
LCS 680-826197/2-A	Lab Control Sample	Total Recoverable	Water	3005A	
680-247545-I-1-E MS	Matrix Spike	Total Recoverable	Water	3005A	
680-247545-I-1-F MSD	Matrix Spike Duplicate	Total Recoverable	Water	3005A	

Analysis Batch: 826421

Lab Sample ID	Client Sample ID	Prep Type	Matrix	Method	Prep Batch
680-247612-1	SCH-GWC-3	Total Recoverable	Water	6020B	826197
680-247612-2	SCH-GWA-15	Total Recoverable	Water	6020B	826197
MB 680-826197/1-A	Method Blank	Total Recoverable	Water	6020B	826197
LCS 680-826197/2-A	Lab Control Sample	Total Recoverable	Water	6020B	826197
680-247545-I-1-E MS	Matrix Spike	Total Recoverable	Water	6020B	826197
680-247545-I-1-F MSD	Matrix Spike Duplicate	Total Recoverable	Water	6020B	826197

Prep Batch: 826752

Lab Sample ID	Client Sample ID	Prep Type	Matrix	Method	Prep Batch
680-247612-1	SCH-GWC-3	Total/NA	Water	7470A	
680-247612-2	SCH-GWA-15	Total/NA	Water	7470A	
MB 680-826752/1-A	Method Blank	Total/NA	Water	7470A	
LCS 680-826752/2-A	Lab Control Sample	Total/NA	Water	7470A	
680-247656-A-3-G MS	Matrix Spike	Total/NA	Water	7470A	
680-247656-A-3-H MSD	Matrix Spike Duplicate	Total/NA	Water	7470A	

Analysis Batch: 827074

Lab Sample ID	Client Sample ID	Prep Type	Matrix	Method	Prep Batch
680-247612-1	SCH-GWC-3	Total/NA	Water	7470A	826752
680-247612-2	SCH-GWA-15	Total/NA	Water	7470A	826752
MB 680-826752/1-A	Method Blank	Total/NA	Water	7470A	826752
LCS 680-826752/2-A	Lab Control Sample	Total/NA	Water	7470A	826752
680-247656-A-3-G MS	Matrix Spike	Total/NA	Water	7470A	826752
680-247656-A-3-H MSD	Matrix Spike Duplicate	Total/NA	Water	7470A	826752

General Chemistry

Analysis Batch: 826534

Lab Sample ID	Client Sample ID	Prep Type	Matrix	Method	Prep Batch
680-247612-1	SCH-GWC-3	Total/NA	Water	2540C-2011	
680-247612-2	SCH-GWA-15	Total/NA	Water	2540C-2011	

QC Association Summary

Client: Southern Company
Project/Site: CCR - Plant Scherer Cell 1

Job ID: 680-247612-1

General Chemistry (Continued)

Analysis Batch: 826534 (Continued)

Lab Sample ID	Client Sample ID	Prep Type	Matrix	Method	Prep Batch
MB 680-826534/1	Method Blank	Total/NA	Water	2540C-2011	
LCS 680-826534/2	Lab Control Sample	Total/NA	Water	2540C-2011	
LCSD 680-826534/3	Lab Control Sample Dup	Total/NA	Water	2540C-2011	
680-247500-A-5 DU	Duplicate	Total/NA	Water	2540C-2011	

Analysis Batch: 827059

Lab Sample ID	Client Sample ID	Prep Type	Matrix	Method	Prep Batch
680-247612-1	SCH-GWC-3	Total/NA	Water	2320B-2011	
680-247612-2	SCH-GWA-15	Total/NA	Water	2320B-2011	
MB 680-827059/4	Method Blank	Total/NA	Water	2320B-2011	
LCS 680-827059/6	Lab Control Sample	Total/NA	Water	2320B-2011	
LCSD 680-827059/31	Lab Control Sample Dup	Total/NA	Water	2320B-2011	
680-247613-C-5 DU	Duplicate	Total/NA	Water	2320B-2011	

Lab Chronicle

Client: Southern Company
Project/Site: CCR - Plant Scherer Cell 1

Job ID: 680-247612-1

Client Sample ID: SCH-GWC-3

Lab Sample ID: 680-247612-1

Date Collected: 03/04/24 11:16
Matrix: Water
Date Received: 03/06/24 10:17

Prep Type	Batch Type	Batch Method	Run	Dil Factor	Initial Amount	Final Amount	Batch Number	Prepared or Analyzed	Analyst	Lab
Total/NA	Analysis	300.0-1993 R2.1		1	2 mL	2 mL	828129	03/18/24 16:20	UI	EET SAV
	Instrument ID:	CICR								
Total Recoverable	Prep	3005A			25 mL	125 mL	826197	03/07/24 07:33	RR	EET SAV
Total Recoverable	Analysis	6020B		1			826421	03/07/24 18:46	BWR	EET SAV
	Instrument ID:	ICPMSD								
Total/NA	Prep	7470A			50 mL	50 mL	826752	03/10/24 15:01	DW	EET SAV
Total/NA	Analysis	7470A		1			827074	03/11/24 16:42	DW	EET SAV
	Instrument ID:	QuickTrace2								
Total/NA	Analysis	2320B-2011		1			827059	03/08/24 17:45	DR	EET SAV
	Instrument ID:	MANTECH 2								
Total/NA	Analysis	2540C-2011		1	200 mL	200 mL	826534	03/08/24 11:37	PG	EET SAV
	Instrument ID:	NOEQUIP								

Client Sample ID: SCH-GWA-15

Lab Sample ID: 680-247612-2

Date Collected: 03/04/24 12:53
Matrix: Water
Date Received: 03/06/24 10:17

Prep Type	Batch Type	Batch Method	Run	Dil Factor	Initial Amount	Final Amount	Batch Number	Prepared or Analyzed	Analyst	Lab
Total/NA	Analysis	300.0-1993 R2.1		1	2 mL	2 mL	828129	03/18/24 16:40	UI	EET SAV
	Instrument ID:	CICR								
Total Recoverable	Prep	3005A			25 mL	125 mL	826197	03/07/24 07:33	RR	EET SAV
Total Recoverable	Analysis	6020B		1			826421	03/07/24 18:43	BWR	EET SAV
	Instrument ID:	ICPMSD								
Total/NA	Prep	7470A			50 mL	50 mL	826752	03/10/24 15:01	DW	EET SAV
Total/NA	Analysis	7470A		1			827074	03/11/24 16:44	DW	EET SAV
	Instrument ID:	QuickTrace2								
Total/NA	Analysis	2320B-2011		1			827059	03/08/24 17:53	DR	EET SAV
	Instrument ID:	MANTECH 2								
Total/NA	Analysis	2540C-2011		1	200 mL	200 mL	826534	03/08/24 11:37	PG	EET SAV
	Instrument ID:	NOEQUIP								

Laboratory References:

EET SAV = Eurofins Savannah, 5102 LaRoche Avenue, Savannah, GA 31404, TEL (912)354-7858

Accreditation/Certification Summary

Client: Southern Company
Project/Site: CCR - Plant Scherer Cell 1

Job ID: 680-247612-1

Laboratory: Eurofins Savannah

The accreditations/certifications listed below are applicable to this report.

Authority	Program	Identification Number	Expiration Date
Florida	NELAP	E87052	06-30-24
Georgia	State	E87052	06-30-24

Method Summary

Client: Southern Company
Project/Site: CCR - Plant Scherer Cell 1

Job ID: 680-247612-1

Method	Method Description	Protocol	Laboratory
300.0-1993 R2.1	Anions, Ion Chromatography	MCAWW	EET SAV
6020B	Metals (ICP/MS)	SW846	EET SAV
7470A	Mercury (CVAA)	SW846	EET SAV
2320B-2011	Alkalinity, Total	SM	EET SAV
2540C-2011	Total Dissolved Solids (Dried at 180 °C)	SM	EET SAV
3005A	Preparation, Total Recoverable or Dissolved Metals	SW846	EET SAV
7470A	Preparation, Mercury	SW846	EET SAV

Protocol References:

MCAWW = "Methods For Chemical Analysis Of Water And Wastes", EPA-600/4-79-020, March 1983 And Subsequent Revisions.

SM = "Standard Methods For The Examination Of Water And Wastewater"

SW846 = "Test Methods For Evaluating Solid Waste, Physical/Chemical Methods", Third Edition, November 1986 And Its Updates.

Laboratory References:

EET SAV = Eurofins Savannah, 5102 LaRoche Avenue, Savannah, GA 31404, TEL (912)354-7858

Eurofins Savannah
5102 LaRoche Avenue
Savannah, GA 31404
Phone (912) 354-7858 Phone (912) 352-0165

Chain of Custody Record

eurofins Environment Testing

244- ATLANTA

Client Information	Sampler(s): Mark Mann	Lab PM / Phone: David Fuller / 770-344-8986	Carrier Tracking No(s):	COC No:
Client Contact: Joju Abraham	Site-Project Manager / Phone: Dawn Prell / 248-536-5445	E-Mail: David.Fuller@et.eurofinsus.com	State of Origin: GA	Page: Page 1 of 1
Company: Southern Company				Job #:
Address: 241 Ralph McGill Blvd SE B10185	Due Date Requested:			
City: Atlanta	TAT Requested (days): 2 weeks			
State, Zip: GA, 30308	Compliance Project: Δ Yes Δ No			
Phone:	Lab Project #: (DO NOT REMOVE) 68027798			
Email: JAbraham@southernco.com	Lab PO #: GPC82130-0006 / PO Line #3			
Project Name: CCR - Plant Scherer Cell 1	Project #:			
Site:				

Analysis Requested

Preservation Codes:
A - HCL
B - NaOH
C - Zn Acetate
D - Nitric Acid
E - NaHSO4
F - MeOH
G - Amchlor
H - Ascorbic Acid
I - Ice
J - DI Water
K - EDTA
L - EDA
M - Hexane
N - None
O - AsNaO2
P - Na2O4S
Q - Na2SO3
R - Na2S2O3
S - H2SO4
T - TSP Dodecahydrate
U - Acetone
V - MCAA
W - pH 4-5
Y - Trizma
Z - other (specify)
Other:

Task_Code: SCH-CCR-ASSMT-2024S1

Special Instructions/Notes:

Sample Identification	Sample Date	Sample Time	Sample Type (C=comp, G=grab)	Matrix (W=water, S=solid, O=waste/oil, BT=Tissue, A=Air)	Field Filtered Sample (Yes or No)	Perform MS/MSD (Yes or No)	300_ORGFM_28D - Chloride, Fluoride, Sulfate	2540C - Solids, Total Dissolved (TDS)	6020B - App III, State (15) Metals + Cations (Mg, K, Na)	7470A - Mercury	2320B - Alkalinity, Total, Carb/Bicarb	Total Number of containers
			Preservation Code:				N	N	D	D	N	
SCH-GWC-3	3/4/24	11:16	G	WG	N	N	X	X	X	X	X	4
SCH-GWA-15	3/4/24	12:53	G	WG	N	N	X	X	X	X	X	4

680-247612 Chain of Custody

Possible Hazard Identification
☐ Non-Hazard ☐ Flammable ☐ Skin Irritant ☐ Poison B ☐ Unknown ☐ Radiological

Sample Disposal (A fee may be assessed if samples are retained longer than 1 month)
☐ Return To Client ☐ Disposal By Lab ☐ Archive For _____ Months

Deliverable Requested: I, II, III, IV, Other (specify)

Special Instructions/QC Requirements:

Empty Kit Relinquished by:	Date:	Time:	Method of Shipment:

Relinquished by:	Date/Time:	Company	Received by:	Date/Time:	Company
[illegible]	3-5-24 / 9:42	WSP	[illegible]	3/5/24 09:42	Eurofins
[illegible]	3/5/24 16:00	[illegible]	[illegible]		
[illegible]			[illegible]	3/6/24 1017	Eurofins

Custody Seals Intact: Δ Yes Δ No	Custody Seal No.:	Cooler Temperature(s) °C and Other Remarks: 3.9/3.9

Ver: 01/16/2019

3/19/2024

Login Sample Receipt Checklist

Client: Southern Company

Job Number: 680-247612-1

Login Number: 247612

List Source: Eurofins Savannah

List Number: 1

Creator: Munro, Caroline

Question	Answer	Comment
Radioactivity wasn't checked or is </= background as measured by a survey meter.	N/A	
The cooler's custody seal, if present, is intact.	True	
Sample custody seals, if present, are intact.	True	
The cooler or samples do not appear to have been compromised or tampered with.	True	
Samples were received on ice.	True	
Cooler Temperature is acceptable.	True	
Cooler Temperature is recorded.	True	
COC is present.	True	
COC is filled out in ink and legible.	True	
COC is filled out with all pertinent information.	True	
Is the Field Sampler's name present on COC?	True	
There are no discrepancies between the containers received and the COC.	True	
Samples are received within Holding Time (excluding tests with immediate HTs)	True	
Sample containers have legible labels.	True	
Containers are not broken or leaking.	True	
Sample collection date/times are provided.	True	
Appropriate sample containers are used.	True	
Sample bottles are completely filled.	True	
Sample Preservation Verified.	N/A	
There is sufficient vol. for all requested analyses, incl. any requested MS/MSDs	True	
Containers requiring zero headspace have no headspace or bubble is <6mm (1/4").	N/A	
Multiphasic samples are not present.	True	
Samples do not require splitting or compositing.	True	
Residual Chlorine Checked.	N/A	

eurofins | Environment Testing

ANALYTICAL REPORT

PREPARED FOR

Attn: Joju Abraham
Southern Company
241 Ralph McGill Blvd SE
B10185
Atlanta, Georgia 30308

Generated 3/15/2024 5:30:31 PM

JOB DESCRIPTION

CCR - Plant Scherer PAC Ash Cell

JOB NUMBER

680-247414-1

Eurofins Savannah
5102 LaRoche Avenue
Savannah GA 31404

See page two for job notes and contact information.

my EOL

Eurofins Savannah

Job Notes

This report may not be reproduced except in full, and with written approval from the laboratory. The results relate only to the samples tested. For questions please contact the Project Manager at the e-mail address or telephone number listed on this page.

The test results in this report relate only to the samples as received by the laboratory and will meet all requirements of the methodology, with any exceptions noted. This report shall not be reproduced except in full, without the express written approval of the laboratory. All questions should be directed to the Eurofins Environment Testing Southeast, LLC Project Manager.

Authorization

Generated
3/15/2024 5:30:31 PM

Authorized for release by
David Fuller, Project Manager
David.Fuller@et.eurofinsus.com
(770)344-8986

Definitions/Glossary

Client: Southern Company
Job ID: 680-247414-1
Project/Site: CCR - Plant Scherer PAC Ash Cell

Qualifiers

HPLC/IC

Qualifier	Qualifier Description
4	MS, MSD: The analyte present in the original sample is greater than 4 times the matrix spike concentration; therefore, control limits are not applicable.

Metals

Qualifier	Qualifier Description
F1	MS and/or MSD recovery exceeds control limits.
J	Result is less than the RL but greater than or equal to the MDL and the concentration is an approximate value.

General Chemistry

Qualifier	Qualifier Description
F3	Duplicate RPD exceeds the control limit

Glossary

Abbreviation	These commonly used abbreviations may or may not be present in this report.
¤	Listed under the "D" column to designate that the result is reported on a dry weight basis
%R	Percent Recovery
CFL	Contains Free Liquid
CFU	Colony Forming Unit
CNF	Contains No Free Liquid
DER	Duplicate Error Ratio (normalized absolute difference)
Dil Fac	Dilution Factor
DL	Detection Limit (DoD/DOE)
DL, RA, RE, IN	Indicates a Dilution, Re-analysis, Re-extraction, or additional Initial metals/anion analysis of the sample
DLC	Decision Level Concentration (Radiochemistry)
EDL	Estimated Detection Limit (Dioxin)
LOD	Limit of Detection (DoD/DOE)
LOQ	Limit of Quantitation (DoD/DOE)
MCL	EPA recommended "Maximum Contaminant Level"
MDA	Minimum Detectable Activity (Radiochemistry)
MDC	Minimum Detectable Concentration (Radiochemistry)
MDL	Method Detection Limit
ML	Minimum Level (Dioxin)
MPN	Most Probable Number
MQL	Method Quantitation Limit
NC	Not Calculated
ND	Not Detected at the reporting limit (or MDL or EDL if shown)
NEG	Negative / Absent
POS	Positive / Present
PQL	Practical Quantitation Limit
PRES	Presumptive
QC	Quality Control
RER	Relative Error Ratio (Radiochemistry)
RL	Reporting Limit or Requested Limit (Radiochemistry)
RPD	Relative Percent Difference, a measure of the relative difference between two points
TEF	Toxicity Equivalent Factor (Dioxin)
TEQ	Toxicity Equivalent Quotient (Dioxin)
TNTC	Too Numerous To Count

Sample Summary

Client: Southern Company
Project/Site: CCR - Plant Scherer PAC Ash Cell

Job ID: 680-247414-1

Lab Sample ID	Client Sample ID	Matrix	Collected	Received
680-247414-1	SCH-GWA-21	Water	02/29/24 16:12	03/02/24 09:41
680-247414-2	SCH-PAC-EB-7	Water	02/29/24 16:30	03/02/24 09:41

Job Narrative
680-247414-1

Analytical test results meet all requirements of the associated regulatory program listed on the Accreditation/Certification Summary Page unless otherwise noted under the individual analysis. Data qualifiers are applied to indicate exceptions. Noncompliant quality control (QC) is further explained in narrative comments.

- Matrix QC may not be reported if insufficient sample or site-specific QC samples were not submitted. In these situations, to demonstrate precision and accuracy at a batch level, a LCS/LCSD may be performed, unless otherwise specified in the method.
- Surrogate and/or isotope dilution analyte recoveries (if applicable) which are outside of the QC window are confirmed unless attributed to a dilution or otherwise noted in the narrative.

Receipt
The samples were received on 3/2/2024 9:41 AM. Unless otherwise noted below, the samples arrived in good condition, and, where required, properly preserved and on ice. The temperature of the cooler at receipt time was 2.8°C.

HPLC/IC
No additional analytical or quality issues were noted, other than those described above or in the Definitions/ Glossary page.

Metals
No additional analytical or quality issues were noted, other than those described above or in the Definitions/ Glossary page.

General Chemistry
Method 2540C: The sample duplicate precision for the following sample associated with analytical batch 680-826067 was outside control limits: (680-247418-A-3 DU). The associated Laboratory Control Sample / Laboratory Control Sample Duplicate (LCS/LCSD) precision met acceptance criteria.

No additional analytical or quality issues were noted, other than those described above or in the Definitions/ Glossary page.

Client Sample Results

Client: Southern Company
Project/Site: CCR - Plant Scherer PAC Ash Cell

Job ID: 680-247414-1

Client Sample ID: SCH-GWA-21

Lab Sample ID: 680-247414-1
Matrix: Water
Date Collected: 02/29/24 16:12
Date Received: 03/02/24 09:41

Method: EPA 300.0 - Anions, Ion Chromatography

Analyte	Result	Qualifier	RL	MDL	Unit	D	Prepared	Analyzed	Dil Fac
Chloride	**3.7**		1.0	0.20	mg/L			03/06/24 21:36	1
Fluoride	<0.20		0.40	0.20	mg/L			03/06/24 21:36	1
Sulfate	**2.8**		1.0	0.50	mg/L			03/06/24 21:36	1

Method: SW846 6020B - Metals (ICP/MS) - Total Recoverable

Analyte	Result	Qualifier	RL	MDL	Unit	D	Prepared	Analyzed	Dil Fac
Antimony	<0.00034		0.0020	0.00034	mg/L		03/04/24 06:05	03/04/24 16:11	1
Arsenic	<0.00086		0.0010	0.00086	mg/L		03/04/24 06:05	03/04/24 16:11	1
Barium	**0.021**		0.010	0.00089	mg/L		03/04/24 06:05	03/04/24 16:11	1
Beryllium	<0.00020		0.0025	0.00020	mg/L		03/04/24 06:05	03/04/24 16:11	1
Boron	<0.022		0.080	0.022	mg/L		03/04/24 06:05	03/04/24 16:11	1
Cadmium	<0.000078		0.0025	0.000078	mg/L		03/04/24 06:05	03/04/24 16:11	1
Calcium	**6.7**		0.50	0.14	mg/L		03/04/24 06:05	03/04/24 16:11	1
Chromium	**0.0021**		0.0020	0.0012	mg/L		03/04/24 06:05	03/04/24 16:11	1
Cobalt	<0.00022		0.0025	0.00022	mg/L		03/04/24 06:05	03/04/24 16:11	1
Copper	<0.0011		0.0020	0.0011	mg/L		03/04/24 06:05	03/04/24 16:11	1
Lead	**0.00023**	**J**	0.0010	0.00021	mg/L		03/04/24 06:05	03/04/24 16:11	1
Magnesium	**4.4**		0.50	0.023	mg/L		03/04/24 06:05	03/04/24 16:11	1
Nickel	**0.00097**	**J**	0.0010	0.00042	mg/L		03/04/24 06:05	03/04/24 16:11	1
Potassium	**0.58**		0.50	0.044	mg/L		03/04/24 06:05	03/04/24 16:11	1
Selenium	<0.00099		0.0050	0.00099	mg/L		03/04/24 06:05	03/04/24 16:11	1
Silver	<0.00039		0.0010	0.00039	mg/L		03/04/24 06:05	03/04/24 16:11	1
Sodium	**7.9**		0.50	0.20	mg/L		03/04/24 06:05	03/04/24 16:11	1
Thallium	<0.00026		0.0010	0.00026	mg/L		03/04/24 06:05	03/04/24 16:11	1
Vanadium	**0.0025**		0.0020	0.00063	mg/L		03/04/24 06:05	03/04/24 16:11	1
Zinc	<0.0028		0.0050	0.0028	mg/L		03/04/24 06:05	03/04/24 16:11	1

Method: SW846 7470A - Mercury (CVAA)

Analyte	Result	Qualifier	RL	MDL	Unit	D	Prepared	Analyzed	Dil Fac
Mercury	<0.000080		0.00020	0.000080	mg/L		03/05/24 10:52	03/05/24 16:56	1

General Chemistry

Analyte	Result	Qualifier	RL	MDL	Unit	D	Prepared	Analyzed	Dil Fac
Total Alkalinity as CaCO3 to pH 4.5 (SM 2320B-2011)	**43**		5.0	2.2	mg/L			03/04/24 23:55	1
Bicarbonate Alkalinity as CaCO3 (SM 2320B-2011)	**43**		5.0	5.0	mg/L			03/04/24 23:55	1
Carbonate Alkalinity as CaCO3 (SM 2320B-2011)	<5.0		5.0	5.0	mg/L			03/04/24 23:55	1
Total Dissolved Solids (SM 2540C-2011)	**92**		10	10	mg/L			03/05/24 15:10	1

Client Sample ID: SCH-PAC-EB-7

Lab Sample ID: 680-247414-2
Matrix: Water
Date Collected: 02/29/24 16:30
Date Received: 03/02/24 09:41

Method: EPA 300.0 - Anions, Ion Chromatography

Analyte	Result	Qualifier	RL	MDL	Unit	D	Prepared	Analyzed	Dil Fac
Chloride	<0.20		1.0	0.20	mg/L			03/06/24 21:52	1
Fluoride	<0.20		0.40	0.20	mg/L			03/06/24 21:52	1
Sulfate	<0.50		1.0	0.50	mg/L			03/06/24 21:52	1

Client Sample Results

Client: Southern Company
Project/Site: CCR - Plant Scherer PAC Ash Cell

Job ID: 680-247414-1

Client Sample ID: SCH-PAC-EB-7

Lab Sample ID: 680-247414-2

Date Collected: 02/29/24 16:30
Matrix: Water
Date Received: 03/02/24 09:41

Method: SW846 6020B - Metals (ICP/MS) - Total Recoverable

Analyte	Result	Qualifier	RL	MDL	Unit	D	Prepared	Analyzed	Dil Fac
Antimony	<0.00034		0.0020	0.00034	mg/L		03/04/24 06:05	03/14/24 17:44	1
Arsenic	<0.00086		0.0010	0.00086	mg/L		03/04/24 06:05	03/14/24 17:44	1
Barium	<0.00089		0.010	0.00089	mg/L		03/04/24 06:05	03/14/24 17:44	1
Beryllium	<0.00020		0.0025	0.00020	mg/L		03/04/24 06:05	03/14/24 17:44	1
Boron	<0.022		0.080	0.022	mg/L		03/04/24 06:05	03/15/24 09:26	1
Cadmium	<0.000078		0.0025	0.000078	mg/L		03/04/24 06:05	03/14/24 17:44	1
Calcium	<0.14		0.50	0.14	mg/L		03/04/24 06:05	03/14/24 17:44	1
Chromium	<0.0012		0.0020	0.0012	mg/L		03/04/24 06:05	03/14/24 17:44	1
Cobalt	<0.00022		0.0025	0.00022	mg/L		03/04/24 06:05	03/14/24 17:44	1
Copper	<0.0011		0.0020	0.0011	mg/L		03/04/24 06:05	03/14/24 17:44	1
Lead	**0.00032**	**J**	0.0010	0.00021	mg/L		03/04/24 06:05	03/14/24 17:44	1
Magnesium	<0.023		0.50	0.023	mg/L		03/04/24 06:05	03/14/24 17:44	1
Nickel	<0.00042		0.0010	0.00042	mg/L		03/04/24 06:05	03/14/24 17:44	1
Potassium	<0.044		0.50	0.044	mg/L		03/04/24 06:05	03/14/24 17:44	1
Selenium	<0.00099		0.0050	0.00099	mg/L		03/04/24 06:05	03/14/24 17:44	1
Silver	<0.00039		0.0010	0.00039	mg/L		03/04/24 06:05	03/14/24 17:44	1
Sodium	<0.20		0.50	0.20	mg/L		03/04/24 06:05	03/14/24 17:44	1
Thallium	<0.00026		0.0010	0.00026	mg/L		03/04/24 06:05	03/14/24 17:44	1
Vanadium	<0.00063		0.0020	0.00063	mg/L		03/04/24 06:05	03/14/24 17:44	1
Zinc	<0.0028		0.0050	0.0028	mg/L		03/04/24 06:05	03/14/24 17:44	1

Method: SW846 7470A - Mercury (CVAA)

Analyte	Result	Qualifier	RL	MDL	Unit	D	Prepared	Analyzed	Dil Fac
Mercury	<0.000080		0.00020	0.000080	mg/L		03/05/24 11:18	03/05/24 17:39	1

General Chemistry

Analyte	Result	Qualifier	RL	MDL	Unit	D	Prepared	Analyzed	Dil Fac
Total Alkalinity as CaCO3 to pH 4.5 (SM 2320B-2011)	<2.2		5.0	2.2	mg/L			03/05/24 00:00	1
Bicarbonate Alkalinity as CaCO3 (SM 2320B-2011)	<5.0		5.0	5.0	mg/L			03/05/24 00:00	1
Carbonate Alkalinity as CaCO3 (SM 2320B-2011)	<5.0		5.0	5.0	mg/L			03/05/24 00:00	1
Total Dissolved Solids (SM 2540C-2011)	<10		10	10	mg/L			03/06/24 10:46	1

QC Sample Results

Client: Southern Company
Project/Site: CCR - Plant Scherer PAC Ash Cell

Job ID: 680-247414-1

Method: 300.0 - Anions, Ion Chromatography

Lab Sample ID: MB 670-79273/37
Matrix: Water
Analysis Batch: 79273

Client Sample ID: Method Blank
Prep Type: Total/NA

Analyte	MB Result	MB Qualifier	RL	MDL	Unit	D	Prepared	Analyzed	Dil Fac
Chloride	<0.20		1.0	0.20	mg/L			03/06/24 19:20	1
Fluoride	<0.20		0.40	0.20	mg/L			03/06/24 19:20	1
Sulfate	<0.50		1.0	0.50	mg/L			03/06/24 19:20	1

Lab Sample ID: MB 670-79273/6
Matrix: Water
Analysis Batch: 79273

Client Sample ID: Method Blank
Prep Type: Total/NA

Analyte	MB Result	MB Qualifier	RL	MDL	Unit	D	Prepared	Analyzed	Dil Fac
Chloride	<0.20		1.0	0.20	mg/L			03/06/24 10:35	1
Fluoride	<0.20		0.40	0.20	mg/L			03/06/24 10:35	1
Sulfate	<0.50		1.0	0.50	mg/L			03/06/24 10:35	1

Lab Sample ID: LCS 670-79273/35
Matrix: Water
Analysis Batch: 79273

Client Sample ID: Lab Control Sample
Prep Type: Total/NA

Analyte	Spike Added	LCS Result	LCS Qualifier	Unit	D	%Rec	%Rec Limits
Chloride	4.00	3.93		mg/L		98	90 - 110
Fluoride	4.00	3.87		mg/L		97	90 - 110
Sulfate	4.00	3.97		mg/L		99	90 - 110

Lab Sample ID: LCSD 670-79273/36
Matrix: Water
Analysis Batch: 79273

Client Sample ID: Lab Control Sample Dup
Prep Type: Total/NA

Analyte	Spike Added	LCSD Result	LCSD Qualifier	Unit	D	%Rec	%Rec Limits	RPD	RPD Limit
Chloride	4.00	3.94		mg/L		98	90 - 110	0	20
Fluoride	4.00	3.86		mg/L		97	90 - 110	0	20
Sulfate	4.00	3.96		mg/L		99	90 - 110	0	20

Lab Sample ID: 670-35884-A-8 MS
Matrix: Water
Analysis Batch: 79273

Client Sample ID: Matrix Spike
Prep Type: Total/NA

Analyte	Sample Result	Sample Qualifier	Spike Added	MS Result	MS Qualifier	Unit	D	%Rec	%Rec Limits
Chloride	26		5.00	31.6	4	mg/L		109	80 - 120
Fluoride	<0.20		5.00	5.31		mg/L		106	80 - 120
Sulfate	23		5.00	26.8	4	mg/L		70	80 - 120

Lab Sample ID: 670-35884-A-8 MSD
Matrix: Water
Analysis Batch: 79273

Client Sample ID: Matrix Spike Duplicate
Prep Type: Total/NA

Analyte	Sample Result	Sample Qualifier	Spike Added	MSD Result	MSD Qualifier	Unit	D	%Rec	%Rec Limits	RPD	RPD Limit
Chloride	26		5.00	31.5	4	mg/L		109	80 - 120	0	20
Fluoride	<0.20		5.00	5.32		mg/L		106	80 - 120	0	20
Sulfate	23		5.00	26.8	4	mg/L		70	80 - 120	0	20

QC Sample Results

Client: Southern Company
Project/Site: CCR - Plant Scherer PAC Ash Cell

Job ID: 680-247414-1

Method: 6020B - Metals (ICP/MS)

Lab Sample ID: MB 680-825592/1-A
Matrix: Water
Analysis Batch: 825774

Client Sample ID: Method Blank
Prep Type: Total Recoverable
Prep Batch: 825592

Analyte	MB Result	MB Qualifier	RL	MDL	Unit	D	Prepared	Analyzed	Dil Fac
Antimony	<0.00034		0.0020	0.00034	mg/L		03/04/24 06:05	03/04/24 15:17	1
Arsenic	<0.00086		0.0010	0.00086	mg/L		03/04/24 06:05	03/04/24 15:17	1
Barium	<0.00089		0.010	0.00089	mg/L		03/04/24 06:05	03/04/24 15:17	1
Beryllium	<0.00020		0.0025	0.00020	mg/L		03/04/24 06:05	03/04/24 15:17	1
Boron	<0.022		0.080	0.022	mg/L		03/04/24 06:05	03/04/24 15:17	1
Cadmium	<0.000078		0.0025	0.000078	mg/L		03/04/24 06:05	03/04/24 15:17	1
Calcium	<0.14		0.50	0.14	mg/L		03/04/24 06:05	03/04/24 15:17	1
Chromium	<0.0012		0.0020	0.0012	mg/L		03/04/24 06:05	03/04/24 15:17	1
Cobalt	<0.00022		0.0025	0.00022	mg/L		03/04/24 06:05	03/04/24 15:17	1
Copper	<0.0011		0.0020	0.0011	mg/L		03/04/24 06:05	03/04/24 15:17	1
Lead	<0.00021		0.0010	0.00021	mg/L		03/04/24 06:05	03/04/24 15:17	1
Magnesium	<0.023		0.50	0.023	mg/L		03/04/24 06:05	03/04/24 15:17	1
Nickel	<0.00042		0.0010	0.00042	mg/L		03/04/24 06:05	03/04/24 15:17	1
Potassium	<0.044		0.50	0.044	mg/L		03/04/24 06:05	03/04/24 15:17	1
Selenium	<0.00099		0.0050	0.00099	mg/L		03/04/24 06:05	03/04/24 15:17	1
Silver	<0.00039		0.0010	0.00039	mg/L		03/04/24 06:05	03/04/24 15:17	1
Sodium	<0.20		0.50	0.20	mg/L		03/04/24 06:05	03/04/24 15:17	1
Thallium	<0.00026		0.0010	0.00026	mg/L		03/04/24 06:05	03/04/24 15:17	1
Vanadium	<0.00063		0.0020	0.00063	mg/L		03/04/24 06:05	03/04/24 15:17	1
Zinc	<0.0028		0.0050	0.0028	mg/L		03/04/24 06:05	03/04/24 15:17	1

Lab Sample ID: LCS 680-825592/2-A
Matrix: Water
Analysis Batch: 825774

Client Sample ID: Lab Control Sample
Prep Type: Total Recoverable
Prep Batch: 825592

Analyte	Spike Added	LCS Result	LCS Qualifier	Unit	D	%Rec	%Rec Limits
Antimony	0.0500	0.0512		mg/L		102	80 - 120
Arsenic	0.100	0.100		mg/L		100	80 - 120
Barium	0.100	0.101		mg/L		101	80 - 120
Beryllium	0.0500	0.0531		mg/L		106	80 - 120
Boron	0.400	0.391		mg/L		98	80 - 120
Cadmium	0.0500	0.0524		mg/L		105	80 - 120
Calcium	5.00	5.13		mg/L		103	80 - 120
Chromium	0.100	0.101		mg/L		100	80 - 120
Cobalt	0.0500	0.0529		mg/L		106	80 - 120
Copper	0.101	0.109		mg/L		108	80 - 120
Lead	0.500	0.489		mg/L		98	80 - 120
Magnesium	5.00	4.99		mg/L		100	80 - 120
Nickel	0.100	0.105		mg/L		105	80 - 120
Potassium	7.00	7.20		mg/L		103	80 - 120
Selenium	0.100	0.0942		mg/L		94	80 - 120
Silver	0.0500	0.0516		mg/L		103	80 - 120
Sodium	5.03	4.95		mg/L		98	80 - 120
Thallium	0.0500	0.0520		mg/L		104	80 - 120
Vanadium	0.100	0.106		mg/L		106	80 - 120
Zinc	0.0505	0.0506		mg/L		100	80 - 120

Method: 6020B - Metals (ICP/MS) (Continued)

Lab Sample ID: 680-247427-B-17-B MS
Matrix: Water
Analysis Batch: 825774

Client Sample ID: Matrix Spike
Prep Type: Total Recoverable
Prep Batch: 825592

Analyte	Sample Result	Sample Qualifier	Spike Added	MS Result	MS Qualifier	Unit	D	%Rec	%Rec Limits
Antimony	<0.00034		0.0500	0.0514		mg/L		103	75 - 125
Arsenic	<0.00086		0.100	0.0968		mg/L		97	75 - 125
Barium	0.048		0.100	0.154		mg/L		106	75 - 125
Beryllium	<0.00020		0.0500	0.0524		mg/L		105	75 - 125
Boron	<0.022		0.400	0.388		mg/L		97	75 - 125
Cadmium	<0.000078		0.0500	0.0489		mg/L		98	75 - 125
Calcium	18		5.00	21.8		mg/L		78	75 - 125
Chromium	0.014		0.100	0.117		mg/L		103	75 - 125
Cobalt	<0.00022		0.0500	0.0525		mg/L		105	75 - 125
Copper	<0.0011		0.101	0.109		mg/L		108	75 - 125
Lead	0.00028	J	0.500	0.484		mg/L		97	75 - 125
Magnesium	8.9		5.00	13.5		mg/L		93	75 - 125
Nickel	0.00096	J	0.100	0.103		mg/L		102	75 - 125
Potassium	0.97		7.00	8.15		mg/L		102	75 - 125
Selenium	<0.00099		0.100	0.0916		mg/L		92	75 - 125
Silver	<0.00039		0.0500	0.0509		mg/L		102	75 - 125
Sodium	11		5.03	15.4		mg/L		88	75 - 125
Thallium	<0.00026		0.0500	0.0533		mg/L		107	75 - 125
Vanadium	0.018		0.100	0.121		mg/L		103	75 - 125
Zinc	0.0040	J	0.0505	0.0495		mg/L		90	75 - 125

Lab Sample ID: 680-247427-B-17-C MSD
Matrix: Water
Analysis Batch: 825774

Client Sample ID: Matrix Spike Duplicate
Prep Type: Total Recoverable
Prep Batch: 825592

Analyte	Sample Result	Sample Qualifier	Spike Added	MSD Result	MSD Qualifier	Unit	D	%Rec	%Rec Limits	RPD	RPD Limit
Antimony	<0.00034		0.0500	0.0509		mg/L		102	75 - 125	1	20
Arsenic	<0.00086		0.100	0.0984		mg/L		98	75 - 125	2	20
Barium	0.048		0.100	0.147		mg/L		99	75 - 125	4	20
Beryllium	<0.00020		0.0500	0.0523		mg/L		105	75 - 125	0	20
Boron	<0.022		0.400	0.397		mg/L		99	75 - 125	2	20
Cadmium	<0.000078		0.0500	0.0524		mg/L		105	75 - 125	7	20
Calcium	18		5.00	22.0		mg/L		81	75 - 125	1	20
Chromium	0.014		0.100	0.117		mg/L		103	75 - 125	0	20
Cobalt	<0.00022		0.0500	0.0522		mg/L		104	75 - 125	1	20
Copper	<0.0011		0.101	0.109		mg/L		108	75 - 125	0	20
Lead	0.00028	J	0.500	0.483		mg/L		97	75 - 125	0	20
Magnesium	8.9		5.00	13.4		mg/L		91	75 - 125	1	20
Nickel	0.00096	J	0.100	0.103		mg/L		102	75 - 125	0	20
Potassium	0.97		7.00	8.10		mg/L		102	75 - 125	1	20
Selenium	<0.00099		0.100	0.0934		mg/L		93	75 - 125	2	20
Silver	<0.00039		0.0500	0.0520		mg/L		104	75 - 125	2	20
Sodium	11		5.03	15.4		mg/L		88	75 - 125	0	20
Thallium	<0.00026		0.0500	0.0521		mg/L		104	75 - 125	2	20
Vanadium	0.018		0.100	0.123		mg/L		105	75 - 125	2	20
Zinc	0.0040	J	0.0505	0.0510		mg/L		93	75 - 125	3	20

Method: 6020B - Metals (ICP/MS) (Continued)

Lab Sample ID: MB 680-825595/1-A
Matrix: Water
Analysis Batch: 827709

Client Sample ID: Method Blank
Prep Type: Total Recoverable
Prep Batch: 825595

Analyte	MB Result	MB Qualifier	RL	MDL	Unit	D	Prepared	Analyzed	Dil Fac
Antimony	<0.00034		0.0020	0.00034	mg/L		03/04/24 06:05	03/14/24 17:24	1
Arsenic	<0.00086		0.0010	0.00086	mg/L		03/04/24 06:05	03/14/24 17:24	1
Barium	<0.00089		0.010	0.00089	mg/L		03/04/24 06:05	03/14/24 17:24	1
Beryllium	<0.00020		0.0025	0.00020	mg/L		03/04/24 06:05	03/14/24 17:24	1
Cadmium	<0.000078		0.0025	0.000078	mg/L		03/04/24 06:05	03/14/24 17:24	1
Calcium	<0.14		0.50	0.14	mg/L		03/04/24 06:05	03/14/24 17:24	1
Chromium	<0.0012		0.0020	0.0012	mg/L		03/04/24 06:05	03/14/24 17:24	1
Cobalt	<0.00022		0.0025	0.00022	mg/L		03/04/24 06:05	03/14/24 17:24	1
Copper	<0.0011		0.0020	0.0011	mg/L		03/04/24 06:05	03/14/24 17:24	1
Lead	<0.00021		0.0010	0.00021	mg/L		03/04/24 06:05	03/14/24 17:24	1
Magnesium	<0.023		0.50	0.023	mg/L		03/04/24 06:05	03/14/24 17:24	1
Nickel	<0.00042		0.0010	0.00042	mg/L		03/04/24 06:05	03/14/24 17:24	1
Potassium	<0.044		0.50	0.044	mg/L		03/04/24 06:05	03/14/24 17:24	1
Selenium	<0.00099		0.0050	0.00099	mg/L		03/04/24 06:05	03/14/24 17:24	1
Silver	<0.00039		0.0010	0.00039	mg/L		03/04/24 06:05	03/14/24 17:24	1
Sodium	<0.20		0.50	0.20	mg/L		03/04/24 06:05	03/14/24 17:24	1
Thallium	<0.00026		0.0010	0.00026	mg/L		03/04/24 06:05	03/14/24 17:24	1
Vanadium	<0.00063		0.0020	0.00063	mg/L		03/04/24 06:05	03/14/24 17:24	1
Zinc	<0.0028		0.0050	0.0028	mg/L		03/04/24 06:05	03/14/24 17:24	1

Lab Sample ID: MB 680-825595/1-A
Matrix: Water
Analysis Batch: 827792

Client Sample ID: Method Blank
Prep Type: Total Recoverable
Prep Batch: 825595

Analyte	MB Result	MB Qualifier	RL	MDL	Unit	D	Prepared	Analyzed	Dil Fac
Boron	<0.022		0.080	0.022	mg/L		03/04/24 06:05	03/15/24 09:06	1

Lab Sample ID: LCS 680-825595/2-A
Matrix: Water
Analysis Batch: 827709

Client Sample ID: Lab Control Sample
Prep Type: Total Recoverable
Prep Batch: 825595

Analyte	Spike Added	LCS Result	LCS Qualifier	Unit	D	%Rec	%Rec Limits
Antimony	0.0500	0.0569		mg/L		114	80 - 120
Arsenic	0.100	0.111		mg/L		111	80 - 120
Barium	0.100	0.111		mg/L		111	80 - 120
Beryllium	0.0500	0.0599		mg/L		120	80 - 120
Cadmium	0.0500	0.0544		mg/L		109	80 - 120
Calcium	5.00	5.48		mg/L		110	80 - 120
Chromium	0.100	0.113		mg/L		113	80 - 120
Cobalt	0.0500	0.0538		mg/L		108	80 - 120
Copper	0.101	0.118		mg/L		117	80 - 120
Lead	0.500	0.509		mg/L		102	80 - 120
Magnesium	5.00	5.18		mg/L		104	80 - 120
Nickel	0.100	0.108		mg/L		108	80 - 120
Potassium	7.00	7.94		mg/L		113	80 - 120
Selenium	0.100	0.104		mg/L		104	80 - 120
Silver	0.0500	0.0529		mg/L		106	80 - 120
Sodium	5.03	5.53		mg/L		110	80 - 120
Thallium	0.0500	0.0559		mg/L		112	80 - 120

Method: 6020B - Metals (ICP/MS) (Continued)

Lab Sample ID: LCS 680-825595/2-A — **Client Sample ID: Lab Control Sample**
Matrix: Water — **Prep Type: Total Recoverable**
Analysis Batch: 827709 — **Prep Batch: 825595**

Analyte	Spike Added	LCS Result	LCS Qualifier	Unit	D	%Rec	%Rec Limits
Vanadium	0.100	0.109		mg/L		109	80 - 120
Zinc	0.0505	0.0568		mg/L		112	80 - 120

Lab Sample ID: LCS 680-825595/2-A — **Client Sample ID: Lab Control Sample**
Matrix: Water — **Prep Type: Total Recoverable**
Analysis Batch: 827792 — **Prep Batch: 825595**

Analyte	Spike Added	LCS Result	LCS Qualifier	Unit	D	%Rec	%Rec Limits
Boron	0.400	0.367		mg/L		92	80 - 120

Lab Sample ID: 680-247418-D-1-E MS — **Client Sample ID: Matrix Spike**
Matrix: Water — **Prep Type: Total Recoverable**
Analysis Batch: 827709 — **Prep Batch: 825595**

Analyte	Sample Result	Sample Qualifier	Spike Added	MS Result	MS Qualifier	Unit	D	%Rec	%Rec Limits
Antimony	<0.00034		0.0500	0.0605		mg/L		121	75 - 125
Arsenic	<0.00086		0.100	0.115		mg/L		115	75 - 125
Barium	0.052		0.100	0.167		mg/L		115	75 - 125
Beryllium	<0.00020		0.0500	0.0612		mg/L		122	75 - 125
Cadmium	<0.000078		0.0500	0.0587		mg/L		117	75 - 125
Calcium	16	F1	5.00	23.0	F1	mg/L		147	75 - 125
Chromium	0.0013	J	0.100	0.115		mg/L		114	75 - 125
Cobalt	<0.00022		0.0500	0.0603		mg/L		121	75 - 125
Copper	0.0034		0.101	0.125		mg/L		120	75 - 125
Lead	0.00052	J	0.500	0.533		mg/L		106	75 - 125
Magnesium	5.8	F1	5.00	12.6	F1	mg/L		136	75 - 125
Nickel	0.0012		0.100	0.114		mg/L		113	75 - 125
Potassium	2.3	F1	7.00	11.2	F1	mg/L		127	75 - 125
Selenium	<0.00099		0.100	0.111		mg/L		111	75 - 125
Silver	<0.00039		0.0500	0.0561		mg/L		112	75 - 125
Sodium	14	F1	5.03	20.7	F1	mg/L		130	75 - 125
Thallium	<0.00026		0.0500	0.0591		mg/L		118	75 - 125
Vanadium	0.0026		0.100	0.122		mg/L		119	75 - 125
Zinc	0.0060		0.0505	0.0623		mg/L		112	75 - 125

Lab Sample ID: 680-247418-D-1-E MS — **Client Sample ID: Matrix Spike**
Matrix: Water — **Prep Type: Total Recoverable**
Analysis Batch: 827792 — **Prep Batch: 825595**

Analyte	Sample Result	Sample Qualifier	Spike Added	MS Result	MS Qualifier	Unit	D	%Rec	%Rec Limits
Boron	0.20		0.400	0.562		mg/L		91	75 - 125

Lab Sample ID: 680-247418-D-1-F MSD — **Client Sample ID: Matrix Spike Duplicate**
Matrix: Water — **Prep Type: Total Recoverable**
Analysis Batch: 827709 — **Prep Batch: 825595**

Analyte	Sample Result	Sample Qualifier	Spike Added	MSD Result	MSD Qualifier	Unit	D	%Rec	%Rec Limits	RPD	RPD Limit
Antimony	<0.00034		0.0500	0.0556		mg/L		111	75 - 125	8	20
Arsenic	<0.00086		0.100	0.106		mg/L		106	75 - 125	8	20
Barium	0.052		0.100	0.159		mg/L		107	75 - 125	5	20

Method: 6020B - Metals (ICP/MS) (Continued)

Lab Sample ID: 680-247418-D-1-F MSD — **Client Sample ID: Matrix Spike Duplicate**
Matrix: Water — **Prep Type: Total Recoverable**
Analysis Batch: 827709 — **Prep Batch: 825595**

Analyte	Sample Result	Sample Qualifier	Spike Added	MSD Result	MSD Qualifier	Unit	D	%Rec	%Rec Limits	RPD	RPD Limit
Beryllium	<0.00020		0.0500	0.0563		mg/L		113	75 - 125	8	20
Cadmium	<0.000078		0.0500	0.0534		mg/L		107	75 - 125	9	20
Calcium	16	F1	5.00	21.4		mg/L		115	75 - 125	7	20
Chromium	0.0013	J	0.100	0.107		mg/L		105	75 - 125	8	20
Cobalt	<0.00022		0.0500	0.0555		mg/L		111	75 - 125	8	20
Copper	0.0034		0.101	0.115		mg/L		111	75 - 125	8	20
Lead	0.00052	J	0.500	0.497		mg/L		99	75 - 125	7	20
Magnesium	5.8	F1	5.00	11.3		mg/L		110	75 - 125	11	20
Nickel	0.0012		0.100	0.105		mg/L		104	75 - 125	8	20
Potassium	2.3	F1	7.00	10.4		mg/L		115	75 - 125	8	20
Selenium	<0.00099		0.100	0.106		mg/L		106	75 - 125	4	20
Silver	<0.00039		0.0500	0.0520		mg/L		104	75 - 125	8	20
Sodium	14	F1	5.03	19.0		mg/L		96	75 - 125	9	20
Thallium	<0.00026		0.0500	0.0551		mg/L		110	75 - 125	7	20
Vanadium	0.0026		0.100	0.110		mg/L		108	75 - 125	10	20
Zinc	0.0060		0.0505	0.0629		mg/L		113	75 - 125	1	20

Lab Sample ID: 680-247418-D-1-F MSD — **Client Sample ID: Matrix Spike Duplicate**
Matrix: Water — **Prep Type: Total Recoverable**
Analysis Batch: 827792 — **Prep Batch: 825595**

Analyte	Sample Result	Sample Qualifier	Spike Added	MSD Result	MSD Qualifier	Unit	D	%Rec	%Rec Limits	RPD	RPD Limit
Boron	0.20		0.400	0.564		mg/L		91	75 - 125	0	20

Method: 7470A - Mercury (CVAA)

Lab Sample ID: MB 680-825846/1-A — **Client Sample ID: Method Blank**
Matrix: Water — **Prep Type: Total/NA**
Analysis Batch: 825982 — **Prep Batch: 825846**

Analyte	MB Result	MB Qualifier	RL	MDL	Unit	D	Prepared	Analyzed	Dil Fac
Mercury	<0.000080		0.00020	0.000080	mg/L		03/05/24 10:52	03/05/24 16:00	1

Lab Sample ID: LCS 680-825846/2-A — **Client Sample ID: Lab Control Sample**
Matrix: Water — **Prep Type: Total/NA**
Analysis Batch: 825982 — **Prep Batch: 825846**

Analyte	Spike Added	LCS Result	LCS Qualifier	Unit	D	%Rec	%Rec Limits
Mercury	0.00250	0.00251		mg/L		100	80 - 120

Lab Sample ID: 680-247462-L-1-C MS — **Client Sample ID: Matrix Spike**
Matrix: Water — **Prep Type: Total/NA**
Analysis Batch: 825982 — **Prep Batch: 825846**

Analyte	Sample Result	Sample Qualifier	Spike Added	MS Result	MS Qualifier	Unit	D	%Rec	%Rec Limits
Mercury	<0.000080	F1	0.00100	0.000587	F1	mg/L		59	80 - 120

Method: 7470A - Mercury (CVAA) (Continued)

Lab Sample ID: 680-247462-L-1-D MSD — **Client Sample ID: Matrix Spike Duplicate**
Matrix: Water — **Prep Type: Total/NA**
Analysis Batch: 825982 — **Prep Batch: 825846**

Analyte	Sample Result	Sample Qualifier	Spike Added	MSD Result	MSD Qualifier	Unit	D	%Rec	%Rec Limits	RPD	RPD Limit
Mercury	<0.000080	F1	0.00100	0.000527	F1	mg/L		53	80 - 120	11	20

Lab Sample ID: MB 680-825852/1-A — **Client Sample ID: Method Blank**
Matrix: Water — **Prep Type: Total/NA**
Analysis Batch: 825982 — **Prep Batch: 825852**

Analyte	MB Result	MB Qualifier	RL	MDL	Unit	D	Prepared	Analyzed	Dil Fac
Mercury	<0.000080		0.00020	0.000080	mg/L		03/05/24 11:18	03/05/24 16:58	1

Lab Sample ID: LCS 680-825852/2-A — **Client Sample ID: Lab Control Sample**
Matrix: Water — **Prep Type: Total/NA**
Analysis Batch: 825982 — **Prep Batch: 825852**

Analyte	Spike Added	LCS Result	LCS Qualifier	Unit	D	%Rec	%Rec Limits
Mercury	0.00250	0.00252		mg/L		101	80 - 120

Lab Sample ID: 680-247418-B-6-D MS — **Client Sample ID: Matrix Spike**
Matrix: Water — **Prep Type: Total/NA**
Analysis Batch: 825982 — **Prep Batch: 825852**

Analyte	Sample Result	Sample Qualifier	Spike Added	MS Result	MS Qualifier	Unit	D	%Rec	%Rec Limits
Mercury	<0.000080		0.00100	0.000980		mg/L		98	80 - 120

Lab Sample ID: 680-247418-B-6-E MSD — **Client Sample ID: Matrix Spike Duplicate**
Matrix: Water — **Prep Type: Total/NA**
Analysis Batch: 825982 — **Prep Batch: 825852**

Analyte	Sample Result	Sample Qualifier	Spike Added	MSD Result	MSD Qualifier	Unit	D	%Rec	%Rec Limits	RPD	RPD Limit
Mercury	<0.000080		0.00100	0.000979		mg/L		98	80 - 120	0	20

Method: 2320B-2011 - Alkalinity, Total

Lab Sample ID: MB 680-825907/4 — **Client Sample ID: Method Blank**
Matrix: Water — **Prep Type: Total/NA**
Analysis Batch: 825907

Analyte	MB Result	MB Qualifier	RL	MDL	Unit	D	Prepared	Analyzed	Dil Fac
Total Alkalinity as CaCO3 to pH 4.5	<2.2		5.0	2.2	mg/L			03/04/24 22:29	1
Bicarbonate Alkalinity as CaCO3	<5.0		5.0	5.0	mg/L			03/04/24 22:29	1
Carbonate Alkalinity as CaCO3	<5.0		5.0	5.0	mg/L			03/04/24 22:29	1

Lab Sample ID: LCS 680-825907/6 — **Client Sample ID: Lab Control Sample**
Matrix: Water — **Prep Type: Total/NA**
Analysis Batch: 825907

Analyte	Spike Added	LCS Result	LCS Qualifier	Unit	D	%Rec	%Rec Limits
Total Alkalinity as CaCO3 to pH 4.5	250	249		mg/L		100	90 - 112

Method: 2320B-2011 - Alkalinity, Total (Continued)

Lab Sample ID: LCSD 680-825907/31 — **Client Sample ID: Lab Control Sample Dup**
Matrix: Water — **Prep Type: Total/NA**
Analysis Batch: 825907

Analyte			Spike Added	LCSD Result	LCSD Qualifier	Unit	D	%Rec	%Rec Limits	RPD	RPD Limit
Total Alkalinity as CaCO3 to pH 4.5			250	252		mg/L		101	90 - 112	1	30

Lab Sample ID: 680-247426-F-1 DU — **Client Sample ID: Duplicate**
Matrix: Water — **Prep Type: Total/NA**
Analysis Batch: 825907

Analyte	Sample Result	Sample Qualifier		DU Result	DU Qualifier	Unit	D			RPD	RPD Limit
Total Alkalinity as CaCO3 to pH 4.5	24			22.9		mg/L				4	30
Bicarbonate Alkalinity as CaCO3	24			22.9		mg/L				4	30
Carbonate Alkalinity as CaCO3	<5.0			<5.0		mg/L				NC	30

Method: 2540C-2011 - Total Dissolved Solids (Dried at 180 °C)

Lab Sample ID: MB 680-825918/1 — **Client Sample ID: Method Blank**
Matrix: Water — **Prep Type: Total/NA**
Analysis Batch: 825918

Analyte	MB Result	MB Qualifier	RL	MDL	Unit	D	Prepared	Analyzed	Dil Fac
Total Dissolved Solids	<10		10	10	mg/L			03/05/24 15:10	1

Lab Sample ID: LCS 680-825918/2 — **Client Sample ID: Lab Control Sample**
Matrix: Water — **Prep Type: Total/NA**
Analysis Batch: 825918

Analyte			Spike Added	LCS Result	LCS Qualifier	Unit	D	%Rec	%Rec Limits		
Total Dissolved Solids			2410	2430		mg/L		101	80 - 120		

Lab Sample ID: LCSD 680-825918/3 — **Client Sample ID: Lab Control Sample Dup**
Matrix: Water — **Prep Type: Total/NA**
Analysis Batch: 825918

Analyte			Spike Added	LCSD Result	LCSD Qualifier	Unit	D	%Rec	%Rec Limits	RPD	RPD Limit
Total Dissolved Solids			2410	2430		mg/L		101	80 - 120	0	25

Lab Sample ID: 680-247364-C-1 DU — **Client Sample ID: Duplicate**
Matrix: Water — **Prep Type: Total/NA**
Analysis Batch: 825918

Analyte	Sample Result	Sample Qualifier		DU Result	DU Qualifier	Unit	D			RPD	RPD Limit
Total Dissolved Solids	1000			996		mg/L				1	5

Lab Sample ID: MB 680-826067/1 — **Client Sample ID: Method Blank**
Matrix: Water — **Prep Type: Total/NA**
Analysis Batch: 826067

Analyte	MB Result	MB Qualifier	RL	MDL	Unit	D	Prepared	Analyzed	Dil Fac
Total Dissolved Solids	<10		10	10	mg/L			03/06/24 10:46	1

Method: 2540C-2011 - Total Dissolved Solids (Dried at 180 °C) (Continued)

Lab Sample ID: LCS 680-826067/2
Client Sample ID: Lab Control Sample
Matrix: Water
Prep Type: Total/NA
Analysis Batch: 826067

Analyte			Spike Added	LCS Result	LCS Qualifier	Unit	D	%Rec	%Rec Limits		
Total Dissolved Solids			2410	2440		mg/L		101	80 - 120		

Lab Sample ID: LCSD 680-826067/3
Client Sample ID: Lab Control Sample Dup
Matrix: Water
Prep Type: Total/NA
Analysis Batch: 826067

Analyte			Spike Added	LCSD Result	LCSD Qualifier	Unit	D	%Rec	%Rec Limits	RPD	RPD Limit
Total Dissolved Solids			2410	2430		mg/L		101	80 - 120	0	25

Lab Sample ID: 680-247418-A-3 DU
Client Sample ID: Duplicate
Matrix: Water
Prep Type: Total/NA
Analysis Batch: 826067

Analyte	Sample Result	Sample Qualifier		DU Result	DU Qualifier	Unit	D			RPD	RPD Limit
Total Dissolved Solids	200			214	F3	mg/L				6	5

QC Association Summary

Client: Southern Company
Project/Site: CCR - Plant Scherer PAC Ash Cell

Job ID: 680-247414-1

HPLC/IC

Analysis Batch: 79273

Lab Sample ID	Client Sample ID	Prep Type	Matrix	Method	Prep Batch
680-247414-1	SCH-GWA-21	Total/NA	Water	300.0	
680-247414-2	SCH-PAC-EB-7	Total/NA	Water	300.0	
MB 670-79273/37	Method Blank	Total/NA	Water	300.0	
MB 670-79273/6	Method Blank	Total/NA	Water	300.0	
LCS 670-79273/35	Lab Control Sample	Total/NA	Water	300.0	
LCSD 670-79273/36	Lab Control Sample Dup	Total/NA	Water	300.0	
670-35884-A-8 MS	Matrix Spike	Total/NA	Water	300.0	
670-35884-A-8 MSD	Matrix Spike Duplicate	Total/NA	Water	300.0	

Metals

Prep Batch: 825592

Lab Sample ID	Client Sample ID	Prep Type	Matrix	Method	Prep Batch
680-247414-1	SCH-GWA-21	Total Recoverable	Water	3005A	
MB 680-825592/1-A	Method Blank	Total Recoverable	Water	3005A	
LCS 680-825592/2-A	Lab Control Sample	Total Recoverable	Water	3005A	
680-247427-B-17-B MS	Matrix Spike	Total Recoverable	Water	3005A	
680-247427-B-17-C MSD	Matrix Spike Duplicate	Total Recoverable	Water	3005A	

Prep Batch: 825595

Lab Sample ID	Client Sample ID	Prep Type	Matrix	Method	Prep Batch
680-247414-2	SCH-PAC-EB-7	Total Recoverable	Water	3005A	
MB 680-825595/1-A	Method Blank	Total Recoverable	Water	3005A	
LCS 680-825595/2-A	Lab Control Sample	Total Recoverable	Water	3005A	
680-247418-D-1-E MS	Matrix Spike	Total Recoverable	Water	3005A	
680-247418-D-1-F MSD	Matrix Spike Duplicate	Total Recoverable	Water	3005A	

Analysis Batch: 825774

Lab Sample ID	Client Sample ID	Prep Type	Matrix	Method	Prep Batch
680-247414-1	SCH-GWA-21	Total Recoverable	Water	6020B	825592
MB 680-825592/1-A	Method Blank	Total Recoverable	Water	6020B	825592
LCS 680-825592/2-A	Lab Control Sample	Total Recoverable	Water	6020B	825592
680-247427-B-17-B MS	Matrix Spike	Total Recoverable	Water	6020B	825592
680-247427-B-17-C MSD	Matrix Spike Duplicate	Total Recoverable	Water	6020B	825592

Prep Batch: 825846

Lab Sample ID	Client Sample ID	Prep Type	Matrix	Method	Prep Batch
680-247414-1	SCH-GWA-21	Total/NA	Water	7470A	
MB 680-825846/1-A	Method Blank	Total/NA	Water	7470A	
LCS 680-825846/2-A	Lab Control Sample	Total/NA	Water	7470A	
680-247462-L-1-C MS	Matrix Spike	Total/NA	Water	7470A	
680-247462-L-1-D MSD	Matrix Spike Duplicate	Total/NA	Water	7470A	

Prep Batch: 825852

Lab Sample ID	Client Sample ID	Prep Type	Matrix	Method	Prep Batch
680-247414-2	SCH-PAC-EB-7	Total/NA	Water	7470A	
MB 680-825852/1-A	Method Blank	Total/NA	Water	7470A	
LCS 680-825852/2-A	Lab Control Sample	Total/NA	Water	7470A	
680-247418-B-6-D MS	Matrix Spike	Total/NA	Water	7470A	
680-247418-B-6-E MSD	Matrix Spike Duplicate	Total/NA	Water	7470A	

QC Association Summary

Client: Southern Company
Project/Site: CCR - Plant Scherer PAC Ash Cell

Job ID: 680-247414-1

Metals

Analysis Batch: 825982

Lab Sample ID	Client Sample ID	Prep Type	Matrix	Method	Prep Batch
680-247414-1	SCH-GWA-21	Total/NA	Water	7470A	825846
680-247414-2	SCH-PAC-EB-7	Total/NA	Water	7470A	825852
MB 680-825846/1-A	Method Blank	Total/NA	Water	7470A	825846
MB 680-825852/1-A	Method Blank	Total/NA	Water	7470A	825852
LCS 680-825846/2-A	Lab Control Sample	Total/NA	Water	7470A	825846
LCS 680-825852/2-A	Lab Control Sample	Total/NA	Water	7470A	825852
680-247418-B-6-D MS	Matrix Spike	Total/NA	Water	7470A	825852
680-247418-B-6-E MSD	Matrix Spike Duplicate	Total/NA	Water	7470A	825852
680-247462-L-1-C MS	Matrix Spike	Total/NA	Water	7470A	825846
680-247462-L-1-D MSD	Matrix Spike Duplicate	Total/NA	Water	7470A	825846

Analysis Batch: 827709

Lab Sample ID	Client Sample ID	Prep Type	Matrix	Method	Prep Batch
680-247414-2	SCH-PAC-EB-7	Total Recoverable	Water	6020B	825595
MB 680-825595/1-A	Method Blank	Total Recoverable	Water	6020B	825595
LCS 680-825595/2-A	Lab Control Sample	Total Recoverable	Water	6020B	825595
680-247418-D-1-E MS	Matrix Spike	Total Recoverable	Water	6020B	825595
680-247418-D-1-F MSD	Matrix Spike Duplicate	Total Recoverable	Water	6020B	825595

Analysis Batch: 827792

Lab Sample ID	Client Sample ID	Prep Type	Matrix	Method	Prep Batch
680-247414-2	SCH-PAC-EB-7	Total Recoverable	Water	6020B	825595
MB 680-825595/1-A	Method Blank	Total Recoverable	Water	6020B	825595
LCS 680-825595/2-A	Lab Control Sample	Total Recoverable	Water	6020B	825595
680-247418-D-1-E MS	Matrix Spike	Total Recoverable	Water	6020B	825595
680-247418-D-1-F MSD	Matrix Spike Duplicate	Total Recoverable	Water	6020B	825595

General Chemistry

Analysis Batch: 825907

Lab Sample ID	Client Sample ID	Prep Type	Matrix	Method	Prep Batch
680-247414-1	SCH-GWA-21	Total/NA	Water	2320B-2011	
680-247414-2	SCH-PAC-EB-7	Total/NA	Water	2320B-2011	
MB 680-825907/4	Method Blank	Total/NA	Water	2320B-2011	
LCS 680-825907/6	Lab Control Sample	Total/NA	Water	2320B-2011	
LCSD 680-825907/31	Lab Control Sample Dup	Total/NA	Water	2320B-2011	
680-247426-F-1 DU	Duplicate	Total/NA	Water	2320B-2011	

Analysis Batch: 825918

Lab Sample ID	Client Sample ID	Prep Type	Matrix	Method	Prep Batch
680-247414-1	SCH-GWA-21	Total/NA	Water	2540C-2011	
MB 680-825918/1	Method Blank	Total/NA	Water	2540C-2011	
LCS 680-825918/2	Lab Control Sample	Total/NA	Water	2540C-2011	
LCSD 680-825918/3	Lab Control Sample Dup	Total/NA	Water	2540C-2011	
680-247364-C-1 DU	Duplicate	Total/NA	Water	2540C-2011	

Analysis Batch: 826067

Lab Sample ID	Client Sample ID	Prep Type	Matrix	Method	Prep Batch
680-247414-2	SCH-PAC-EB-7	Total/NA	Water	2540C-2011	
MB 680-826067/1	Method Blank	Total/NA	Water	2540C-2011	
LCS 680-826067/2	Lab Control Sample	Total/NA	Water	2540C-2011	

General Chemistry (Continued)

Analysis Batch: 826067 (Continued)

Lab Sample ID	Client Sample ID	Prep Type	Matrix	Method	Prep Batch
LCSD 680-826067/3	Lab Control Sample Dup	Total/NA	Water	2540C-2011	
680-247418-A-3 DU	Duplicate	Total/NA	Water	2540C-2011	

Lab Chronicle

Client: Southern Company
Project/Site: CCR - Plant Scherer PAC Ash Cell

Job ID: 680-247414-1

Client Sample ID: SCH-GWA-21

Lab Sample ID: 680-247414-1

Date Collected: 02/29/24 16:12
Matrix: Water
Date Received: 03/02/24 09:41

Prep Type	Batch Type	Batch Method	Run	Dil Factor	Initial Amount	Final Amount	Batch Number	Prepared or Analyzed	Analyst	Lab
Total/NA	Analysis	300.0		1			79273	03/06/24 21:36	BR	EET ORL
	Instrument ID:	IC_004								
Total Recoverable	Prep	3005A			25 mL	125 mL	825592	03/04/24 06:05	RR	EET SAV
Total Recoverable	Analysis	6020B		1			825774	03/04/24 16:11	BWR	EET SAV
	Instrument ID:	ICPMSD								
Total/NA	Prep	7470A			50 mL	50 mL	825846	03/05/24 10:52	BCB	EET SAV
Total/NA	Analysis	7470A		1			825982	03/05/24 16:56	BJB	EET SAV
	Instrument ID:	QuickTrace2								
Total/NA	Analysis	2320B-2011		1			825907	03/04/24 23:55	PG	EET SAV
	Instrument ID:	MANTECH 2								
Total/NA	Analysis	2540C-2011		1	200 mL	200 mL	825918	03/05/24 15:10	PG	EET SAV
	Instrument ID:	NOEQUIP								

Client Sample ID: SCH-PAC-EB-7

Lab Sample ID: 680-247414-2

Date Collected: 02/29/24 16:30
Matrix: Water
Date Received: 03/02/24 09:41

Prep Type	Batch Type	Batch Method	Run	Dil Factor	Initial Amount	Final Amount	Batch Number	Prepared or Analyzed	Analyst	Lab
Total/NA	Analysis	300.0		1			79273	03/06/24 21:52	BR	EET ORL
	Instrument ID:	IC_004								
Total Recoverable	Prep	3005A			25 mL	125 mL	825595	03/04/24 06:05	RR	EET SAV
Total Recoverable	Analysis	6020B		1			827709	03/14/24 17:44	BWR	EET SAV
	Instrument ID:	ICPMSC								
Total Recoverable	Prep	3005A			25 mL	125 mL	825595	03/04/24 06:05	RR	EET SAV
Total Recoverable	Analysis	6020B		1			827792	03/15/24 09:26	BWR	EET SAV
	Instrument ID:	ICPMSC								
Total/NA	Prep	7470A			50 mL	50 mL	825852	03/05/24 11:18	BCB	EET SAV
Total/NA	Analysis	7470A		1			825982	03/05/24 17:39	BJB	EET SAV
	Instrument ID:	QuickTrace2								
Total/NA	Analysis	2320B-2011		1			825907	03/05/24 00:00	PG	EET SAV
	Instrument ID:	MANTECH 2								
Total/NA	Analysis	2540C-2011		1	200 mL	200 mL	826067	03/06/24 10:46	PG	EET SAV
	Instrument ID:	NOEQUIP								

Laboratory References:

EET ORL = Eurofins Orlando, 481 Newburyport Avenue, Altamonte Springs, FL 32701, TEL (407)339-5984

EET SAV = Eurofins Savannah, 5102 LaRoche Avenue, Savannah, GA 31404, TEL (912)354-7858

Accreditation/Certification Summary

Client: Southern Company
Job ID: 680-247414-1
Project/Site: CCR - Plant Scherer PAC Ash Cell

Laboratory: Eurofins Savannah

The accreditations/certifications listed below are applicable to this report.

Authority	Program	Identification Number	Expiration Date
Florida	NELAP	E87052	06-30-24
Georgia	State	E87052	06-30-24

Laboratory: Eurofins Orlando

All accreditations/certifications held by this laboratory are listed. Not all accreditations/certifications are applicable to this report.

Authority	Program	Identification Number	Expiration Date
Alabama	State	42800	06-30-24
Arkansas (DW)	State	FL00091	06-30-24
Florida	NELAP	E83018	06-30-24
Georgia (DW)	State	C055	06-30-24
Louisiana (All)	NELAP	239316	06-30-24
Louisiana (DW)	State	LA039	05-24-24
Mississippi	State	MS00007	06-30-24
New Mexico	State	FL00091	06-30-24
North Carolina (DW)	State	12712	07-31-24
Tennessee	State	TN04930	06-30-24
Texas	NELAP	T104704571	02-28-25
Washington	State	C1089	10-19-24

Method Summary

Client: Southern Company
Project/Site: CCR - Plant Scherer PAC Ash Cell

Job ID: 680-247414-1

Method	Method Description	Protocol	Laboratory
300.0	Anions, Ion Chromatography	EPA	EET ORL
6020B	Metals (ICP/MS)	SW846	EET SAV
7470A	Mercury (CVAA)	SW846	EET SAV
2320B-2011	Alkalinity, Total	SM	EET SAV
2540C-2011	Total Dissolved Solids (Dried at 180 °C)	SM	EET SAV
3005A	Preparation, Total Recoverable or Dissolved Metals	SW846	EET SAV
7470A	Preparation, Mercury	SW846	EET SAV

Protocol References:

EPA = US Environmental Protection Agency

SM = "Standard Methods For The Examination Of Water And Wastewater"

SW846 = "Test Methods For Evaluating Solid Waste, Physical/Chemical Methods", Third Edition, November 1986 And Its Updates.

Laboratory References:

EET ORL = Eurofins Orlando, 481 Newburyport Avenue, Altamonte Springs, FL 32701, TEL (407)339-5984

EET SAV = Eurofins Savannah, 5102 LaRoche Avenue, Savannah, GA 31404, TEL (912)354-7858

Eurofins Savannah
5102 LaRoche Avenue
Savannah, GA 31404
Phone (912) 354-7858 Phone (912) 352-0165

Chain of Custody Record

244- ATLANTA

eurofins Environment Testing

Client Information	Sampler(s): Mark Mann	Lab PM / Phone: David Fuller / 770-344-8986	Carrier Tracking No(s):	COC No:
Client Contact: Joju Abraham	Site-Project Manager / Phone: Dawn Prell / 248-536-5445	E-Mail: David.Fuller@et.eurofinsus.com	State of Origin: GA	Page: Page 1 of 1
Company: Southern Company				Job #:
Address: 241 Ralph McGill Blvd SE B10185	Due Date Requested:			
City: Atlanta	TAT Requested (days): 2 weeks			
State, Zip: GA, 30308	Compliance Project: Δ Yes Δ No			
Phone:	Lab Project #: (DO NOT REMOVE) 68027798			
Email: JAbraham@southernco.com	Lab PO #: GPC82130-0006 / PO Line #4			
Project Name: CCR - Plant Scherer PAC Ash Cell	Project #:			
Site:				

Analysis Requested

Preservation Codes:
A - HCL, B - NaOH, C - Zn Acetate, D - Nitric Acid, E - NaHSO4, F - MeOH, G - Amchlor, H - Ascorbic Acid, I - Ice, J - DI Water, K - EDTA, L - EDA
M - Hexane, N - None, O - AsNaO2, P - Na2O4S, Q - Na2SO3, R - Na2S2O3, S - H2SO4, T - TSP Dodecahydrate, U - Acetone, V - MCAA, W - pH 4-5, Y - Trizma, Z - other (specify)
Other:

Task_Code: SCH-CCR-ASSMT-2024S1

Special Instructions/Notes:

Sample Identification	Sample Date	Sample Time	Sample Type (C=Comp, G=grab)	Matrix (W=water, S=solid, O=waste/oil, BT=Tissue, A=Air)	Field Filtered Sample (Yes or No)	Perform MS/MSD (Yes or No)	300_ORGFM_28D - Chloride, Fluoride, Sulfate	2540C - Solids, Total Dissolved (TDS)	6020B - App III, State (15) Metals + Cations (Mg, K, Na)	7470A - Mercury	2320B - Alkalinity, Total, Carb/Bicarb	Total Number of containers
			Preservation Code:				N	N	D	D	N	
SCH-GWA-21	2/29/24	16:12	G	WG	N	N	X	X	X	X	X	4
SCH-PAC-EB-7	2/29/24	16:30	G	WG	N	N	X	X	X	X	X	4

680-247414 Chain of Custody

Possible Hazard Identification
☐ *Non-Hazard* ☐ *Flammable* ☐ *Skin Irritant* ☐ *Poison B* ☐ *Unknown* ☐ *Radiological*

Sample Disposal (A fee may be assessed if samples are retained longer than 1 month)
☐ *Return To Client* ☐ *Disposal By Lab* ☐ *Archive For* _____ *Months*

Deliverable Requested: I, II, III, IV, Other (specify)

Special Instructions/QC Requirements:

Empty Kit Relinquished by:	Date:	Time:	Method of Shipment:

Relinquished by:	Date/Time:	Company	Received by:	Date/Time:	Company
MARK MANN / [signature]	03/01/24 1443	WSP	[signature]	3/1/24 14:43	Euro
[signature]	3/1/24 14:45	Euro	[signature]		
[signature]			[signature]	3/2/24 0941	

Custody Seals Intact: Δ Yes Δ No	Custody Seal No.:	Cooler Temperature(s) °C and Other Remarks: 2.8/2.8

Ver: 01/16/2019 3/15/2024

Eurofins Savannah
5102 LaRoche Avenue
Savannah, GA 31404
Phone: 912-354-7858 Fax: 912-352-0165

Chain of Custody Record

eurofins | Environment Testing

Client Information (Sub Contract Lab)	Sampler:	Lab PM: Fuller, David	Carrier Tracking No(s):	COC No: 680-765327.1
Client Contact: Shipping/Receiving	Phone:	E-Mail: David.Fuller@et.eurofinsus.com	State of Origin: Georgia	Page: Page 1 of 1
Company: Eurofins Environment Testing Southeast,		Accreditations Required (See note): NELAP - Florida; State - Georgia		Job #: 680-247414-1
Address: 481 Newburyport Avenue,	Due Date Requested: 3/13/2024			
City: Altamonte Springs	TAT Requested (days):			
State, Zip: FL, 32701				
Phone: 407-339-5984(Tel) 407-260-6110(Fax)	PO #:			
Email:	WO #:			
Project Name: CCR - Plant Scherer PAC Ash Cell	Project #: 68027798			
Site:	SSOW#:			

Analysis Requested

Preservation Codes:
A - HCL
B - NaOH
C - Zn Acetate
D - Nitric Acid
E - NaHSO4
F - MeOH
G - Amchlor
H - Ascorbic Acid
I - Ice
J - DI Water
K - EDTA
L - EDA
M - Hexane
N - None
O - AsNaO2
P - Na2O4S
Q - Na2SO3
R - Na2S2O3
S - H2SO4
T - TSP Dodecahydrate
U - Acetone
V - MCAA
W - pH 4-5
Y - Trizma
Z - other (specify)
Other:

Sample Identification - Client ID (Lab ID)	Sample Date	Sample Time	Sample Type (C=comp, G=grab)	Matrix (W=water, S=solid, O=waste/oil, BT=Tissue, A=Air)	Field Filtered Sample (Yes or No)	Perform MS/MSD (Yes or No)	300_ORGFM_28D/ Chloride Fluoride Sulfate	Total Number of containers	Special Instructions/Note:
				Preservation Code:					
SCH-GWA-21 (680-247414-1)	2/29/24	16:12 Eastern		Water			X	1	
SCH-PAC-EB-7 (680-247414-2)	2/29/24	16:30 Eastern		Water			X	1	

Note: Since laboratory accreditations are subject to change, Eurofins Environment Testing Southeast, LLC places the ownership of method, analyte & accreditation compliance upon our subcontract laboratories. This sample shipment is forwarded under chain-of-custody. If the laboratory does not currently maintain accreditation in the State of Origin listed above for analysis/tests/matrix being analyzed, the samples must be shipped back to the Eurofins Environment Testing Southeast, LLC laboratory or other instructions will be provided. Any changes to accreditation status should be brought to Eurofins Environment Testing Southeast, LLC attention immediately. If all requested accreditations are current to date, return the signed Chain of Custody attesting to said compliance to Eurofins Environment Testing Southeast, LLC.

Possible Hazard Identification *Unconfirmed*	***Sample Disposal (A fee may be assessed if samples are retained longer than 1 month)*** ☐ *Return To Client* ☐ *Disposal By Lab* ☐ *Archive For* _____ *Months*
Deliverable Requested: I, II, III, IV, Other (specify) Primary Deliverable Rank: 2	Special Instructions/QC Requirements:

Empty Kit Relinquished by:	Date:	Time:	Method of Shipment:		
Relinquished by:	Date/Time:	Company	Received by:	Date/Time: 3/6 915	Company
Relinquished by:	Date/Time:	Company	Received by:	Date/Time:	Company
Relinquished by:	Date/Time:	Company	Received by:	Date/Time:	Company
Custody Seals Intact: Δ Yes Δ No	Custody Seal No.:		Cooler Temperature(s) °C and Other Remarks: 4		

Login Sample Receipt Checklist

Client: Southern Company

Job Number: 680-247414-1

Login Number: 247414

List Source: Eurofins Savannah

List Number: 1

Creator: Stewart, Rendaisha

Question	Answer	Comment
Radioactivity wasn't checked or is </= background as measured by a survey meter.	N/A	
The cooler's custody seal, if present, is intact.	True	
Sample custody seals, if present, are intact.	True	
The cooler or samples do not appear to have been compromised or tampered with.	True	
Samples were received on ice.	True	
Cooler Temperature is acceptable.	True	
Cooler Temperature is recorded.	True	
COC is present.	True	
COC is filled out in ink and legible.	True	
COC is filled out with all pertinent information.	True	
Is the Field Sampler's name present on COC?	True	
There are no discrepancies between the containers received and the COC.	True	
Samples are received within Holding Time (excluding tests with immediate HTs)	True	
Sample containers have legible labels.	True	
Containers are not broken or leaking.	True	
Sample collection date/times are provided.	True	
Appropriate sample containers are used.	True	
Sample bottles are completely filled.	True	
Sample Preservation Verified.	N/A	
There is sufficient vol. for all requested analyses, incl. any requested MS/MSDs	True	
Containers requiring zero headspace have no headspace or bubble is <6mm (1/4").	N/A	
Multiphasic samples are not present.	True	
Samples do not require splitting or compositing.	True	
Residual Chlorine Checked.	N/A	

Login Sample Receipt Checklist

Client: Southern Company

Job Number: 680-247414-1

Login Number: 247414
List Number: 2
Creator: Beck, Brent

List Source: Eurofins Orlando
List Creation: 03/06/24 09:54 AM

Question	Answer	Comment
Radioactivity wasn't checked or is </= background as measured by a survey meter.	N/A	
The cooler's custody seal, if present, is intact.	True	
Sample custody seals, if present, are intact.	True	
The cooler or samples do not appear to have been compromised or tampered with.	True	
Samples were received on ice.	True	
Cooler Temperature is acceptable.	True	
Cooler Temperature is recorded.	True	
COC is present.	True	
COC is filled out in ink and legible.	True	
COC is filled out with all pertinent information.	True	
Is the Field Sampler's name present on COC?	True	
There are no discrepancies between the containers received and the COC.	True	
Samples are received within Holding Time (excluding tests with immediate HTs)	True	
Sample containers have legible labels.	True	
Containers are not broken or leaking.	True	
Sample collection date/times are provided.	True	
Appropriate sample containers are used.	True	
Sample bottles are completely filled.	True	
Sample Preservation Verified.	True	
There is sufficient vol. for all requested analyses, incl. any requested MS/MSDs	True	
Containers requiring zero headspace have no headspace or bubble is <6mm (1/4").	True	
Multiphasic samples are not present.	True	
Samples do not require splitting or compositing.	True	
Residual Chlorine Checked.	N/A	

eurofins | Environment Testing

ANALYTICAL REPORT

PREPARED FOR

Attn: Joju Abraham
Southern Company
241 Ralph McGill Blvd SE
B10185
Atlanta, Georgia 30308

Generated 3/20/2024 11:43:08 AM

JOB DESCRIPTION

CCR - Plant Scherer PAC Ash Cell

JOB NUMBER

680-247613-1

Eurofins Savannah
5102 LaRoche Avenue
Savannah GA 31404

See page two for job notes and contact information.

my EOL

Eurofins Savannah

Job Notes

This report may not be reproduced except in full, and with written approval from the laboratory. The results relate only to the samples tested. For questions please contact the Project Manager at the e-mail address or telephone number listed on this page.

The test results in this report relate only to the samples as received by the laboratory and will meet all requirements of the methodology, with any exceptions noted. This report shall not be reproduced except in full, without the express written approval of the laboratory. All questions should be directed to the Eurofins Environment Testing Southeast, LLC Project Manager.

Authorization

Generated
3/20/2024 11:43:08 AM

Authorized for release by
David Fuller, Project Manager
David.Fuller@et.eurofinsus.com
(770)344-8986

Definitions/Glossary

Client: Southern Company
Job ID: 680-247613-1
Project/Site: CCR - Plant Scherer PAC Ash Cell

Qualifiers

HPLC/IC

Qualifier	Qualifier Description
J	Result is less than the RL but greater than or equal to the MDL and the concentration is an approximate value.

Metals

Qualifier	Qualifier Description
4	MS, MSD: The analyte present in the original sample is greater than 4 times the matrix spike concentration; therefore, control limits are not applicable.
J	Result is less than the RL but greater than or equal to the MDL and the concentration is an approximate value.

General Chemistry

Qualifier	Qualifier Description
J	Result is less than the RL but greater than or equal to the MDL and the concentration is an approximate value.

Glossary

Abbreviation	These commonly used abbreviations may or may not be present in this report.
¤	Listed under the "D" column to designate that the result is reported on a dry weight basis
%R	Percent Recovery
CFL	Contains Free Liquid
CFU	Colony Forming Unit
CNF	Contains No Free Liquid
DER	Duplicate Error Ratio (normalized absolute difference)
Dil Fac	Dilution Factor
DL	Detection Limit (DoD/DOE)
DL, RA, RE, IN	Indicates a Dilution, Re-analysis, Re-extraction, or additional Initial metals/anion analysis of the sample
DLC	Decision Level Concentration (Radiochemistry)
EDL	Estimated Detection Limit (Dioxin)
LOD	Limit of Detection (DoD/DOE)
LOQ	Limit of Quantitation (DoD/DOE)
MCL	EPA recommended "Maximum Contaminant Level"
MDA	Minimum Detectable Activity (Radiochemistry)
MDC	Minimum Detectable Concentration (Radiochemistry)
MDL	Method Detection Limit
ML	Minimum Level (Dioxin)
MPN	Most Probable Number
MQL	Method Quantitation Limit
NC	Not Calculated
ND	Not Detected at the reporting limit (or MDL or EDL if shown)
NEG	Negative / Absent
POS	Positive / Present
PQL	Practical Quantitation Limit
PRES	Presumptive
QC	Quality Control
RER	Relative Error Ratio (Radiochemistry)
RL	Reporting Limit or Requested Limit (Radiochemistry)
RPD	Relative Percent Difference, a measure of the relative difference between two points
TEF	Toxicity Equivalent Factor (Dioxin)
TEQ	Toxicity Equivalent Quotient (Dioxin)
TNTC	Too Numerous To Count

Sample Summary

Client: Southern Company
Project/Site: CCR - Plant Scherer PAC Ash Cell

Job ID: 680-247613-1

Lab Sample ID	Client Sample ID	Matrix	Collected	Received
680-247613-1	SCH-PAC-EB-8	Water	03/04/24 10:18	03/06/24 10:17
680-247613-2	SCH-GWA-46	Water	03/04/24 11:57	03/06/24 10:17
680-247613-3	SCH-GWA-45	Water	03/04/24 11:50	03/06/24 10:17
680-247613-4	SCH-GWA-22	Water	03/04/24 12:08	03/06/24 10:17
680-247613-5	SCH-PAC-FB-7	Water	03/04/24 11:40	03/06/24 10:17
680-247613-6	SCH-GWA-47	Water	03/04/24 12:59	03/06/24 10:17
680-247613-7	SCH-GWC-53	Water	03/04/24 12:57	03/06/24 10:17
680-247613-8	SCH-PAC-FD-7	Water	03/04/24 00:00	03/06/24 10:17
680-247613-9	SCH-PAC-FB-8	Water	03/04/24 13:10	03/06/24 10:17
680-247613-10	SCH-GWC-51	Water	03/04/24 13:42	03/06/24 10:17
680-247613-11	SCH-GWA-48	Water	03/04/24 13:57	03/06/24 10:17
680-247613-12	SCH-GWC-52	Water	03/04/24 14:25	03/06/24 10:17
680-247613-13	SCH-PAC-FD-8	Water	03/04/24 00:00	03/06/24 10:17
680-247613-14	SCH-GWC-50	Water	03/04/24 14:45	03/06/24 10:17
680-247613-15	SCH-GWA-49	Water	03/04/24 14:43	03/06/24 10:17
680-247613-16	SCH-GWC-29	Water	03/04/24 15:40	03/06/24 10:17

Job Narrative
680-247613-1

Analytical test results meet all requirements of the associated regulatory program listed on the Accreditation/Certification Summary Page unless otherwise noted under the individual analysis. Data qualifiers are applied to indicate exceptions. Noncompliant quality control (QC) is further explained in narrative comments.

- Matrix QC may not be reported if insufficient sample or site-specific QC samples were not submitted. In these situations, to demonstrate precision and accuracy at a batch level, a LCS/LCSD may be performed, unless otherwise specified in the method.
- Surrogate and/or isotope dilution analyte recoveries (if applicable) which are outside of the QC window are confirmed unless attributed to a dilution or otherwise noted in the narrative.

Receipt
The samples were received on 3/6/2024 10:17 AM. Unless otherwise noted below, the samples arrived in good condition, and, where required, properly preserved and on ice. The temperatures of the 2 coolers at receipt time were 2.0°C and 3.9°C.

HPLC/IC
No additional analytical or quality issues were noted, other than those described above or in the Definitions/ Glossary page.

Metals
No additional analytical or quality issues were noted, other than those described above or in the Definitions/ Glossary page.

General Chemistry
Method 2540C: A lesser volume of sample was used for the following samples due to the nature of the sample matrix resulting in elevated reporting limits: SCH-GWA-45 (680-247613-3), SCH-GWA-53 (680-247613-7), SCH-PAC-FD-7 (680-247613-8), SCH-GWC-52 (680-247613-12) and SCH-PAC-FD-8 (680-247613-13).

No additional analytical or quality issues were noted, other than those described above or in the Definitions/ Glossary page.

Client Sample Results

Client: Southern Company
Project/Site: CCR - Plant Scherer PAC Ash Cell

Job ID: 680-247613-1

Client Sample ID: SCH-PAC-EB-8

Lab Sample ID: 680-247613-1

Date Collected: 03/04/24 10:18
Date Received: 03/06/24 10:17

Matrix: Water

Method: MCAWW 300.0-1993 R2.1 - Anions, Ion Chromatography

Analyte	Result	Qualifier	RL	MDL	Unit	D	Prepared	Analyzed	Dil Fac
Chloride	<0.20		1.0	0.20	mg/L			03/18/24 16:46	1
Fluoride	<0.040		0.10	0.040	mg/L			03/18/24 16:46	1
Sulfate	<0.40		1.0	0.40	mg/L			03/18/24 16:46	1

Method: SW846 6020B - Metals (ICP/MS) - Total Recoverable

Analyte	Result	Qualifier	RL	MDL	Unit	D	Prepared	Analyzed	Dil Fac
Antimony	<0.00034		0.0020	0.00034	mg/L		03/07/24 07:33	03/07/24 19:40	1
Arsenic	<0.00086		0.0010	0.00086	mg/L		03/07/24 07:33	03/07/24 19:40	1
Barium	<0.00089		0.010	0.00089	mg/L		03/07/24 07:33	03/07/24 19:40	1
Beryllium	<0.00020		0.0025	0.00020	mg/L		03/07/24 07:33	03/07/24 19:40	1
Boron	<0.022		0.080	0.022	mg/L		03/07/24 07:33	03/07/24 19:40	1
Cadmium	<0.000078		0.0025	0.000078	mg/L		03/07/24 07:33	03/07/24 19:40	1
Calcium	<0.14		0.50	0.14	mg/L		03/07/24 07:33	03/07/24 19:40	1
Chromium	<0.0012		0.0020	0.0012	mg/L		03/07/24 07:33	03/07/24 19:40	1
Cobalt	<0.00022		0.0025	0.00022	mg/L		03/07/24 07:33	03/07/24 19:40	1
Copper	<0.0011		0.0020	0.0011	mg/L		03/07/24 07:33	03/07/24 19:40	1
Lead	<0.00021		0.0010	0.00021	mg/L		03/07/24 07:33	03/07/24 19:40	1
Magnesium	<0.023		0.50	0.023	mg/L		03/07/24 07:33	03/07/24 19:40	1
Nickel	<0.00042		0.0010	0.00042	mg/L		03/07/24 07:33	03/07/24 19:40	1
Potassium	<0.044		0.50	0.044	mg/L		03/07/24 07:33	03/07/24 19:40	1
Selenium	<0.00099		0.0050	0.00099	mg/L		03/07/24 07:33	03/07/24 19:40	1
Silver	<0.00039		0.0010	0.00039	mg/L		03/07/24 07:33	03/07/24 19:40	1
Sodium	<0.20		0.50	0.20	mg/L		03/07/24 07:33	03/07/24 19:40	1
Thallium	<0.00026		0.0010	0.00026	mg/L		03/07/24 07:33	03/07/24 19:40	1
Vanadium	<0.00063		0.0020	0.00063	mg/L		03/07/24 07:33	03/07/24 19:40	1
Zinc	<0.0028		0.0050	0.0028	mg/L		03/07/24 07:33	03/07/24 19:40	1

Method: SW846 7470A - Mercury (CVAA)

Analyte	Result	Qualifier	RL	MDL	Unit	D	Prepared	Analyzed	Dil Fac
Mercury	<0.000080		0.00020	0.000080	mg/L		03/10/24 15:01	03/11/24 16:46	1

General Chemistry

Analyte	Result	Qualifier	RL	MDL	Unit	D	Prepared	Analyzed	Dil Fac
Total Alkalinity as CaCO3 to pH 4.5 (SM 2320B-2011)	<2.2		5.0	2.2	mg/L			03/08/24 15:04	1
Bicarbonate Alkalinity as CaCO3 (SM 2320B-2011)	<5.0		5.0	5.0	mg/L			03/08/24 15:04	1
Carbonate Alkalinity as CaCO3 (SM 2320B-2011)	<5.0		5.0	5.0	mg/L			03/08/24 15:04	1
Total Dissolved Solids (SM 2540C-2011)	<10		10	10	mg/L			03/08/24 11:37	1

Client Sample ID: SCH-GWA-46

Lab Sample ID: 680-247613-2

Date Collected: 03/04/24 11:57
Date Received: 03/06/24 10:17

Matrix: Water

Method: MCAWW 300.0-1993 R2.1 - Anions, Ion Chromatography

Analyte	Result	Qualifier	RL	MDL	Unit	D	Prepared	Analyzed	Dil Fac
Chloride	**5.4**		1.0	0.20	mg/L			03/18/24 16:53	1
Fluoride	<0.040		0.10	0.040	mg/L			03/18/24 16:53	1
Sulfate	**0.64**	**J**	1.0	0.40	mg/L			03/18/24 16:53	1

Client Sample Results

Client: Southern Company
Project/Site: CCR - Plant Scherer PAC Ash Cell

Job ID: 680-247613-1

Client Sample ID: SCH-GWA-46

Lab Sample ID: 680-247613-2
Matrix: Water
Date Collected: 03/04/24 11:57
Date Received: 03/06/24 10:17

Method: SW846 6020B - Metals (ICP/MS) - Total Recoverable

Analyte	Result	Qualifier	RL	MDL	Unit	D	Prepared	Analyzed	Dil Fac
Antimony	<0.00034		0.0020	0.00034	mg/L		03/07/24 07:33	03/07/24 18:40	1
Arsenic	<0.00086		0.0010	0.00086	mg/L		03/07/24 07:33	03/07/24 18:40	1
Barium	**0.022**		0.010	0.00089	mg/L		03/07/24 07:33	03/07/24 18:40	1
Beryllium	<0.00020		0.0025	0.00020	mg/L		03/07/24 07:33	03/07/24 18:40	1
Boron	**0.022**	**J**	0.080	0.022	mg/L		03/07/24 07:33	03/07/24 18:40	1
Cadmium	<0.000078		0.0025	0.000078	mg/L		03/07/24 07:33	03/07/24 18:40	1
Calcium	**6.8**		0.50	0.14	mg/L		03/07/24 07:33	03/07/24 18:40	1
Chromium	**0.0048**		0.0020	0.0012	mg/L		03/07/24 07:33	03/07/24 18:40	1
Cobalt	<0.00022		0.0025	0.00022	mg/L		03/07/24 07:33	03/07/24 18:40	1
Copper	<0.0011		0.0020	0.0011	mg/L		03/07/24 07:33	03/07/24 18:40	1
Lead	<0.00021		0.0010	0.00021	mg/L		03/07/24 07:33	03/07/24 18:40	1
Magnesium	**3.1**		0.50	0.023	mg/L		03/07/24 07:33	03/07/24 18:40	1
Nickel	<0.00042		0.0010	0.00042	mg/L		03/07/24 07:33	03/07/24 18:40	1
Potassium	**0.78**		0.50	0.044	mg/L		03/07/24 07:33	03/07/24 18:40	1
Selenium	<0.00099		0.0050	0.00099	mg/L		03/07/24 07:33	03/07/24 18:40	1
Silver	<0.00039		0.0010	0.00039	mg/L		03/07/24 07:33	03/07/24 18:40	1
Sodium	**4.5**		0.50	0.20	mg/L		03/07/24 07:33	03/07/24 18:40	1
Thallium	<0.00026		0.0010	0.00026	mg/L		03/07/24 07:33	03/07/24 18:40	1
Vanadium	**0.0028**		0.0020	0.00063	mg/L		03/07/24 07:33	03/07/24 18:40	1
Zinc	<0.0028		0.0050	0.0028	mg/L		03/07/24 07:33	03/07/24 18:40	1

Method: SW846 7470A - Mercury (CVAA)

Analyte	Result	Qualifier	RL	MDL	Unit	D	Prepared	Analyzed	Dil Fac
Mercury	<0.000080		0.00020	0.000080	mg/L		03/10/24 15:01	03/11/24 16:48	1

General Chemistry

Analyte	Result	Qualifier	RL	MDL	Unit	D	Prepared	Analyzed	Dil Fac
Total Alkalinity as CaCO3 to pH 4.5 (SM 2320B-2011)	**36**		5.0	2.2	mg/L			03/08/24 17:29	1
Bicarbonate Alkalinity as CaCO3 (SM 2320B-2011)	**36**		5.0	5.0	mg/L			03/08/24 17:29	1
Carbonate Alkalinity as CaCO3 (SM 2320B-2011)	<5.0		5.0	5.0	mg/L			03/08/24 17:29	1
Total Dissolved Solids (SM 2540C-2011)	**66**		10	10	mg/L			03/08/24 11:37	1

Client Sample ID: SCH-GWA-45

Lab Sample ID: 680-247613-3
Matrix: Water
Date Collected: 03/04/24 11:50
Date Received: 03/06/24 10:17

Method: MCAWW 300.0-1993 R2.1 - Anions, Ion Chromatography

Analyte	Result	Qualifier	RL	MDL	Unit	D	Prepared	Analyzed	Dil Fac
Chloride	**14**		5.0	1.0	mg/L			03/18/24 22:24	5
Fluoride	<0.20		0.50	0.20	mg/L			03/18/24 22:24	5
Sulfate	**160**		5.0	2.0	mg/L			03/18/24 22:24	5

Method: SW846 6020B - Metals (ICP/MS) - Total Recoverable

Analyte	Result	Qualifier	RL	MDL	Unit	D	Prepared	Analyzed	Dil Fac
Antimony	<0.00034		0.0020	0.00034	mg/L		03/07/24 07:33	03/07/24 19:17	1
Arsenic	<0.00086		0.0010	0.00086	mg/L		03/07/24 07:33	03/07/24 19:17	1
Barium	**0.057**		0.010	0.00089	mg/L		03/07/24 07:33	03/07/24 19:17	1
Beryllium	<0.00020		0.0025	0.00020	mg/L		03/07/24 07:33	03/07/24 19:17	1

Client Sample ID: SCH-GWA-45

Lab Sample ID: 680-247613-3

Date Collected: 03/04/24 11:50

Matrix: Water

Date Received: 03/06/24 10:17

Method: SW846 6020B - Metals (ICP/MS) - Total Recoverable (Continued)

Analyte	Result	Qualifier	RL	MDL	Unit	D	Prepared	Analyzed	Dil Fac
Boron	**0.98**		0.080	0.022	mg/L		03/07/24 07:33	03/07/24 19:17	1
Cadmium	<0.000078		0.0025	0.000078	mg/L		03/07/24 07:33	03/07/24 19:17	1
Calcium	**25**		0.50	0.14	mg/L		03/07/24 07:33	03/07/24 19:17	1
Chromium	**0.0016**	**J**	0.0020	0.0012	mg/L		03/07/24 07:33	03/07/24 19:17	1
Cobalt	**0.00040**	**J**	0.0025	0.00022	mg/L		03/07/24 07:33	03/07/24 19:17	1
Copper	**0.0068**		0.0020	0.0011	mg/L		03/07/24 07:33	03/07/24 19:17	1
Lead	<0.00021		0.0010	0.00021	mg/L		03/07/24 07:33	03/07/24 19:17	1
Magnesium	**8.8**		0.50	0.023	mg/L		03/07/24 07:33	03/07/24 19:17	1
Nickel	**0.0011**		0.0010	0.00042	mg/L		03/07/24 07:33	03/07/24 19:17	1
Potassium	**3.2**		0.50	0.044	mg/L		03/07/24 07:33	03/07/24 19:17	1
Selenium	<0.00099		0.0050	0.00099	mg/L		03/07/24 07:33	03/07/24 19:17	1
Silver	<0.00039		0.0010	0.00039	mg/L		03/07/24 07:33	03/07/24 19:17	1
Sodium	**51**		0.50	0.20	mg/L		03/07/24 07:33	03/07/24 19:17	1
Thallium	<0.00026		0.0010	0.00026	mg/L		03/07/24 07:33	03/07/24 19:17	1
Vanadium	**0.0024**		0.0020	0.00063	mg/L		03/07/24 07:33	03/07/24 19:17	1
Zinc	**0.0035**	**J**	0.0050	0.0028	mg/L		03/07/24 07:33	03/07/24 19:17	1

Method: SW846 7470A - Mercury (CVAA)

Analyte	Result	Qualifier	RL	MDL	Unit	D	Prepared	Analyzed	Dil Fac
Mercury	<0.000080		0.00020	0.000080	mg/L		03/10/24 15:01	03/11/24 16:50	1

General Chemistry

Analyte	Result	Qualifier	RL	MDL	Unit	D	Prepared	Analyzed	Dil Fac
Total Alkalinity as CaCO3 to pH 4.5 (SM 2320B-2011)	**34**		5.0	2.2	mg/L			03/08/24 14:59	1
Bicarbonate Alkalinity as CaCO3 (SM 2320B-2011)	**34**		5.0	5.0	mg/L			03/08/24 14:59	1
Carbonate Alkalinity as CaCO3 (SM 2320B-2011)	<5.0		5.0	5.0	mg/L			03/08/24 14:59	1
Total Dissolved Solids (SM 2540C-2011)	**310**		40	40	mg/L			03/08/24 11:37	1

Client Sample ID: SCH-GWA-22

Lab Sample ID: 680-247613-4

Date Collected: 03/04/24 12:08

Matrix: Water

Date Received: 03/06/24 10:17

Method: MCAWW 300.0-1993 R2.1 - Anions, Ion Chromatography

Analyte	Result	Qualifier	RL	MDL	Unit	D	Prepared	Analyzed	Dil Fac
Chloride	**1.8**		1.0	0.20	mg/L			03/18/24 16:59	1
Fluoride	<0.040		0.10	0.040	mg/L			03/18/24 16:59	1
Sulfate	<0.40		1.0	0.40	mg/L			03/18/24 16:59	1

Method: SW846 6020B - Metals (ICP/MS) - Total Recoverable

Analyte	Result	Qualifier	RL	MDL	Unit	D	Prepared	Analyzed	Dil Fac
Antimony	<0.00034		0.0020	0.00034	mg/L		03/07/24 07:33	03/07/24 19:20	1
Arsenic	<0.00086		0.0010	0.00086	mg/L		03/07/24 07:33	03/07/24 19:20	1
Barium	**0.022**		0.010	0.00089	mg/L		03/07/24 07:33	03/07/24 19:20	1
Beryllium	<0.00020		0.0025	0.00020	mg/L		03/07/24 07:33	03/07/24 19:20	1
Boron	**0.033**	**J**	0.080	0.022	mg/L		03/07/24 07:33	03/07/24 19:20	1
Cadmium	<0.000078		0.0025	0.000078	mg/L		03/07/24 07:33	03/07/24 19:20	1
Calcium	**11**		0.50	0.14	mg/L		03/07/24 07:33	03/07/24 19:20	1
Chromium	**0.011**		0.0020	0.0012	mg/L		03/07/24 07:33	03/07/24 19:20	1

Client Sample ID: SCH-GWA-22

Lab Sample ID: 680-247613-4

Date Collected: 03/04/24 12:08
Matrix: Water
Date Received: 03/06/24 10:17

Method: SW846 6020B - Metals (ICP/MS) - Total Recoverable (Continued)

Analyte	Result	Qualifier	RL	MDL	Unit	D	Prepared	Analyzed	Dil Fac
Cobalt	<0.00022		0.0025	0.00022	mg/L		03/07/24 07:33	03/07/24 19:20	1
Copper	**0.0025**		0.0020	0.0011	mg/L		03/07/24 07:33	03/07/24 19:20	1
Lead	**0.0020**		0.0010	0.00021	mg/L		03/07/24 07:33	03/07/24 19:20	1
Magnesium	**5.7**		0.50	0.023	mg/L		03/07/24 07:33	03/07/24 19:20	1
Nickel	**0.00055**	**J**	0.0010	0.00042	mg/L		03/07/24 07:33	03/07/24 19:20	1
Potassium	**0.73**		0.50	0.044	mg/L		03/07/24 07:33	03/07/24 19:20	1
Selenium	<0.00099		0.0050	0.00099	mg/L		03/07/24 07:33	03/07/24 19:20	1
Silver	<0.00039		0.0010	0.00039	mg/L		03/07/24 07:33	03/07/24 19:20	1
Sodium	**5.3**		0.50	0.20	mg/L		03/07/24 07:33	03/07/24 19:20	1
Thallium	<0.00026		0.0010	0.00026	mg/L		03/07/24 07:33	03/07/24 19:20	1
Vanadium	**0.0081**		0.0020	0.00063	mg/L		03/07/24 07:33	03/07/24 19:20	1
Zinc	**0.0059**		0.0050	0.0028	mg/L		03/07/24 07:33	03/07/24 19:20	1

Method: SW846 7470A - Mercury (CVAA)

Analyte	Result	Qualifier	RL	MDL	Unit	D	Prepared	Analyzed	Dil Fac
Mercury	<0.000080		0.00020	0.000080	mg/L		03/10/24 15:01	03/11/24 16:56	1

General Chemistry

Analyte	Result	Qualifier	RL	MDL	Unit	D	Prepared	Analyzed	Dil Fac
Total Alkalinity as CaCO3 to pH 4.5 (SM 2320B-2011)	**63**		5.0	2.2	mg/L			03/08/24 17:21	1
Bicarbonate Alkalinity as CaCO3 (SM 2320B-2011)	**63**		5.0	5.0	mg/L			03/08/24 17:21	1
Carbonate Alkalinity as CaCO3 (SM 2320B-2011)	<5.0		5.0	5.0	mg/L			03/08/24 17:21	1
Total Dissolved Solids (SM 2540C-2011)	**96**		10	10	mg/L			03/08/24 11:37	1

Client Sample ID: SCH-PAC-FB-7

Lab Sample ID: 680-247613-5

Date Collected: 03/04/24 11:40
Matrix: Water
Date Received: 03/06/24 10:17

Method: MCAWW 300.0-1993 R2.1 - Anions, Ion Chromatography

Analyte	Result	Qualifier	RL	MDL	Unit	D	Prepared	Analyzed	Dil Fac
Chloride	<0.20		1.0	0.20	mg/L			03/18/24 17:06	1
Fluoride	<0.040		0.10	0.040	mg/L			03/18/24 17:06	1
Sulfate	<0.40		1.0	0.40	mg/L			03/18/24 17:06	1

Method: SW846 6020B - Metals (ICP/MS) - Total Recoverable

Analyte	Result	Qualifier	RL	MDL	Unit	D	Prepared	Analyzed	Dil Fac
Antimony	<0.00034		0.0020	0.00034	mg/L		03/07/24 07:43	03/07/24 17:03	1
Arsenic	<0.00086		0.0010	0.00086	mg/L		03/07/24 07:43	03/07/24 17:03	1
Barium	<0.00089		0.010	0.00089	mg/L		03/07/24 07:43	03/07/24 17:03	1
Beryllium	<0.00020		0.0025	0.00020	mg/L		03/07/24 07:43	03/07/24 17:03	1
Boron	<0.022		0.080	0.022	mg/L		03/07/24 07:43	03/07/24 17:03	1
Cadmium	<0.000078		0.0025	0.000078	mg/L		03/07/24 07:43	03/07/24 17:03	1
Calcium	<0.14		0.50	0.14	mg/L		03/07/24 07:43	03/07/24 17:03	1
Chromium	<0.0012		0.0020	0.0012	mg/L		03/07/24 07:43	03/07/24 17:03	1
Cobalt	<0.00022		0.0025	0.00022	mg/L		03/07/24 07:43	03/07/24 17:03	1
Copper	**0.0016**	**J**	0.0020	0.0011	mg/L		03/07/24 07:43	03/07/24 17:03	1
Lead	<0.00021		0.0010	0.00021	mg/L		03/07/24 07:43	03/07/24 17:03	1
Magnesium	<0.023		0.50	0.023	mg/L		03/07/24 07:43	03/07/24 17:03	1

Client Sample ID: SCH-PAC-FB-7

Lab Sample ID: 680-247613-5

Date Collected: 03/04/24 11:40

Matrix: Water

Date Received: 03/06/24 10:17

Method: SW846 6020B - Metals (ICP/MS) - Total Recoverable (Continued)

Analyte	Result	Qualifier	RL	MDL	Unit	D	Prepared	Analyzed	Dil Fac
Nickel	<0.00042		0.0010	0.00042	mg/L		03/07/24 07:43	03/07/24 17:03	1
Potassium	<0.044		0.50	0.044	mg/L		03/07/24 07:43	03/07/24 17:03	1
Selenium	<0.00099		0.0050	0.00099	mg/L		03/07/24 07:43	03/07/24 17:03	1
Silver	<0.00039		0.0010	0.00039	mg/L		03/07/24 07:43	03/07/24 17:03	1
Sodium	<0.20		0.50	0.20	mg/L		03/07/24 07:43	03/07/24 17:03	1
Thallium	<0.00026		0.0010	0.00026	mg/L		03/07/24 07:43	03/07/24 17:03	1
Vanadium	<0.00063		0.0020	0.00063	mg/L		03/07/24 07:43	03/07/24 17:03	1
Zinc	<0.0028		0.0050	0.0028	mg/L		03/07/24 07:43	03/07/24 17:03	1

Method: SW846 7470A - Mercury (CVAA)

Analyte	Result	Qualifier	RL	MDL	Unit	D	Prepared	Analyzed	Dil Fac
Mercury	<0.000080		0.00020	0.000080	mg/L		03/10/24 15:01	03/11/24 16:58	1

General Chemistry

Analyte	Result	Qualifier	RL	MDL	Unit	D	Prepared	Analyzed	Dil Fac
Total Alkalinity as CaCO3 to pH 4.5 (SM 2320B-2011)	**2.8**	**J**	5.0	2.2	mg/L			03/08/24 17:06	1
Bicarbonate Alkalinity as CaCO3 (SM 2320B-2011)	<5.0		5.0	5.0	mg/L			03/08/24 17:06	1
Carbonate Alkalinity as CaCO3 (SM 2320B-2011)	<5.0		5.0	5.0	mg/L			03/08/24 17:06	1
Total Dissolved Solids (SM 2540C-2011)	<10		10	10	mg/L			03/08/24 11:37	1

Client Sample ID: SCH-GWA-47

Lab Sample ID: 680-247613-6

Date Collected: 03/04/24 12:59

Matrix: Water

Date Received: 03/06/24 10:17

Method: MCAWW 300.0-1993 R2.1 - Anions, Ion Chromatography

Analyte	Result	Qualifier	RL	MDL	Unit	D	Prepared	Analyzed	Dil Fac
Chloride	**1.8**		1.0	0.20	mg/L			03/18/24 17:12	1
Fluoride	<0.040		0.10	0.040	mg/L			03/18/24 17:12	1
Sulfate	**0.46**	**J**	1.0	0.40	mg/L			03/18/24 17:12	1

Method: SW846 6020B - Metals (ICP/MS) - Total Recoverable

Analyte	Result	Qualifier	RL	MDL	Unit	D	Prepared	Analyzed	Dil Fac
Antimony	<0.00034		0.0020	0.00034	mg/L		03/07/24 07:43	03/07/24 17:06	1
Arsenic	<0.00086		0.0010	0.00086	mg/L		03/07/24 07:43	03/07/24 17:06	1
Barium	**0.032**		0.010	0.00089	mg/L		03/07/24 07:43	03/07/24 17:06	1
Beryllium	<0.00020		0.0025	0.00020	mg/L		03/07/24 07:43	03/07/24 17:06	1
Boron	<0.022		0.080	0.022	mg/L		03/07/24 07:43	03/07/24 17:06	1
Cadmium	<0.000078		0.0025	0.000078	mg/L		03/07/24 07:43	03/07/24 17:06	1
Calcium	**15**		0.50	0.14	mg/L		03/07/24 07:43	03/07/24 17:06	1
Chromium	**0.010**		0.0020	0.0012	mg/L		03/07/24 07:43	03/07/24 17:06	1
Cobalt	<0.00022		0.0025	0.00022	mg/L		03/07/24 07:43	03/07/24 17:06	1
Copper	<0.0011		0.0020	0.0011	mg/L		03/07/24 07:43	03/07/24 17:06	1
Lead	<0.00021		0.0010	0.00021	mg/L		03/07/24 07:43	03/07/24 17:06	1
Magnesium	**7.0**		0.50	0.023	mg/L		03/07/24 07:43	03/07/24 17:06	1
Nickel	<0.00042		0.0010	0.00042	mg/L		03/07/24 07:43	03/07/24 17:06	1
Potassium	**0.96**		0.50	0.044	mg/L		03/07/24 07:43	03/07/24 17:06	1
Selenium	<0.00099		0.0050	0.00099	mg/L		03/07/24 07:43	03/07/24 17:06	1
Silver	<0.00039		0.0010	0.00039	mg/L		03/07/24 07:43	03/07/24 17:06	1

Client Sample Results

Client: Southern Company
Project/Site: CCR - Plant Scherer PAC Ash Cell

Job ID: 680-247613-1

Client Sample ID: SCH-GWA-47

Lab Sample ID: 680-247613-6

Date Collected: 03/04/24 12:59
Date Received: 03/06/24 10:17

Matrix: Water

Method: SW846 6020B - Metals (ICP/MS) - Total Recoverable (Continued)

Analyte	Result	Qualifier	RL	MDL	Unit	D	Prepared	Analyzed	Dil Fac
Sodium	**7.9**		0.50	0.20	mg/L		03/07/24 07:43	03/07/24 17:06	1
Thallium	<0.00026		0.0010	0.00026	mg/L		03/07/24 07:43	03/07/24 17:06	1
Vanadium	**0.0078**		0.0020	0.00063	mg/L		03/07/24 07:43	03/07/24 17:06	1
Zinc	<0.0028		0.0050	0.0028	mg/L		03/07/24 07:43	03/07/24 17:06	1

Method: SW846 7470A - Mercury (CVAA)

Analyte	Result	Qualifier	RL	MDL	Unit	D	Prepared	Analyzed	Dil Fac
Mercury	<0.000080		0.00020	0.000080	mg/L		03/10/24 15:01	03/11/24 17:07	1

General Chemistry

Analyte	Result	Qualifier	RL	MDL	Unit	D	Prepared	Analyzed	Dil Fac
Total Alkalinity as CaCO3 to pH 4.5 (SM 2320B-2011)	**75**		5.0	2.2	mg/L			03/08/24 17:37	1
Bicarbonate Alkalinity as CaCO3 (SM 2320B-2011)	**75**		5.0	5.0	mg/L			03/08/24 17:37	1
Carbonate Alkalinity as CaCO3 (SM 2320B-2011)	<5.0		5.0	5.0	mg/L			03/08/24 17:37	1
Total Dissolved Solids (SM 2540C-2011)	**99**		10	10	mg/L			03/08/24 11:37	1

Client Sample ID: SCH-GWC-53

Lab Sample ID: 680-247613-7

Date Collected: 03/04/24 12:57
Date Received: 03/06/24 10:17

Matrix: Water

Method: MCAWW 300.0-1993 R2.1 - Anions, Ion Chromatography

Analyte	Result	Qualifier	RL	MDL	Unit	D	Prepared	Analyzed	Dil Fac
Chloride	**15**		5.0	1.0	mg/L			03/18/24 22:31	5
Fluoride	<0.20		0.50	0.20	mg/L			03/18/24 22:31	5
Sulfate	**180**		5.0	2.0	mg/L			03/18/24 22:31	5

Method: SW846 6020B - Metals (ICP/MS) - Total Recoverable

Analyte	Result	Qualifier	RL	MDL	Unit	D	Prepared	Analyzed	Dil Fac
Antimony	<0.00034		0.0020	0.00034	mg/L		03/07/24 07:43	03/07/24 17:09	1
Arsenic	<0.00086		0.0010	0.00086	mg/L		03/07/24 07:43	03/07/24 17:09	1
Barium	**0.036**		0.010	0.00089	mg/L		03/07/24 07:43	03/07/24 17:09	1
Beryllium	<0.00020		0.0025	0.00020	mg/L		03/07/24 07:43	03/07/24 17:09	1
Boron	**0.97**		0.080	0.022	mg/L		03/07/24 07:43	03/07/24 17:09	1
Cadmium	<0.000078		0.0025	0.000078	mg/L		03/07/24 07:43	03/07/24 17:09	1
Calcium	**19**		0.50	0.14	mg/L		03/07/24 07:43	03/07/24 17:09	1
Chromium	**0.0013**	**J**	0.0020	0.0012	mg/L		03/07/24 07:43	03/07/24 17:09	1
Cobalt	**0.0067**		0.0025	0.00022	mg/L		03/07/24 07:43	03/07/24 17:09	1
Copper	<0.0011		0.0020	0.0011	mg/L		03/07/24 07:43	03/07/24 17:09	1
Lead	<0.00021		0.0010	0.00021	mg/L		03/07/24 07:43	03/07/24 17:09	1
Magnesium	**12**		0.50	0.023	mg/L		03/07/24 07:43	03/07/24 17:09	1
Nickel	**0.0077**		0.0010	0.00042	mg/L		03/07/24 07:43	03/07/24 17:09	1
Potassium	**1.4**		0.50	0.044	mg/L		03/07/24 07:43	03/07/24 17:09	1
Selenium	<0.00099		0.0050	0.00099	mg/L		03/07/24 07:43	03/07/24 17:09	1
Silver	<0.00039		0.0010	0.00039	mg/L		03/07/24 07:43	03/07/24 17:09	1
Sodium	**54**		0.50	0.20	mg/L		03/07/24 07:43	03/07/24 17:09	1
Thallium	<0.00026		0.0010	0.00026	mg/L		03/07/24 07:43	03/07/24 17:09	1
Vanadium	**0.00066**	**J**	0.0020	0.00063	mg/L		03/07/24 07:43	03/07/24 17:09	1
Zinc	**0.013**		0.0050	0.0028	mg/L		03/07/24 07:43	03/07/24 17:09	1

Client Sample Results

Client: Southern Company
Project/Site: CCR - Plant Scherer PAC Ash Cell

Job ID: 680-247613-1

Client Sample ID: SCH-GWC-53

Lab Sample ID: 680-247613-7
Matrix: Water
Date Collected: 03/04/24 12:57
Date Received: 03/06/24 10:17

Method: SW846 7470A - Mercury (CVAA)

Analyte	Result	Qualifier	RL	MDL	Unit	D	Prepared	Analyzed	Dil Fac
Mercury	<0.000080		0.00020	0.000080	mg/L		03/10/24 15:01	03/11/24 17:09	1

General Chemistry

Analyte	Result	Qualifier	RL	MDL	Unit	D	Prepared	Analyzed	Dil Fac
Total Alkalinity as CaCO3 to pH 4.5 (SM 2320B-2011)	**8.8**		5.0	2.2	mg/L			03/08/24 18:01	1
Bicarbonate Alkalinity as CaCO3 (SM 2320B-2011)	**8.8**		5.0	5.0	mg/L			03/08/24 18:01	1
Carbonate Alkalinity as CaCO3 (SM 2320B-2011)	<5.0		5.0	5.0	mg/L			03/08/24 18:01	1
Total Dissolved Solids (SM 2540C-2011)	**310**		40	40	mg/L			03/08/24 11:37	1

Client Sample ID: SCH-PAC-FD-7

Lab Sample ID: 680-247613-8
Matrix: Water
Date Collected: 03/04/24 00:00
Date Received: 03/06/24 10:17

Method: MCAWW 300.0-1993 R2.1 - Anions, Ion Chromatography

Analyte	Result	Qualifier	RL	MDL	Unit	D	Prepared	Analyzed	Dil Fac
Chloride	**15**		1.0	0.20	mg/L			03/18/24 17:19	1
Fluoride	<0.040		0.10	0.040	mg/L			03/18/24 17:19	1
Sulfate	**120**		10	4.0	mg/L			03/19/24 15:10	10

Method: SW846 6020B - Metals (ICP/MS) - Total Recoverable

Analyte	Result	Qualifier	RL	MDL	Unit	D	Prepared	Analyzed	Dil Fac
Antimony	<0.00034		0.0020	0.00034	mg/L		03/07/24 07:43	03/07/24 17:18	1
Arsenic	<0.00086		0.0010	0.00086	mg/L		03/07/24 07:43	03/07/24 17:18	1
Barium	**0.084**		0.010	0.00089	mg/L		03/07/24 07:43	03/07/24 17:18	1
Beryllium	<0.00020		0.0025	0.00020	mg/L		03/07/24 07:43	03/07/24 17:18	1
Boron	**1.0**		0.080	0.022	mg/L		03/07/24 07:43	03/07/24 17:18	1
Cadmium	<0.000078		0.0025	0.000078	mg/L		03/07/24 07:43	03/07/24 17:18	1
Calcium	**20**		0.50	0.14	mg/L		03/07/24 07:43	03/07/24 17:18	1
Chromium	**0.0014**	**J**	0.0020	0.0012	mg/L		03/07/24 07:43	03/07/24 17:18	1
Cobalt	**0.0070**		0.0025	0.00022	mg/L		03/07/24 07:43	03/07/24 17:18	1
Copper	<0.0011		0.0020	0.0011	mg/L		03/07/24 07:43	03/07/24 17:18	1
Lead	<0.00021		0.0010	0.00021	mg/L		03/07/24 07:43	03/07/24 17:18	1
Magnesium	**12**		0.50	0.023	mg/L		03/07/24 07:43	03/07/24 17:18	1
Nickel	**0.0076**		0.0010	0.00042	mg/L		03/07/24 07:43	03/07/24 17:18	1
Potassium	**1.5**		0.50	0.044	mg/L		03/07/24 07:43	03/07/24 17:18	1
Selenium	<0.00099		0.0050	0.00099	mg/L		03/07/24 07:43	03/07/24 17:18	1
Silver	<0.00039		0.0010	0.00039	mg/L		03/07/24 07:43	03/07/24 17:18	1
Sodium	**55**		0.50	0.20	mg/L		03/07/24 07:43	03/07/24 17:18	1
Thallium	<0.00026		0.0010	0.00026	mg/L		03/07/24 07:43	03/07/24 17:18	1
Vanadium	**0.00078**	**J**	0.0020	0.00063	mg/L		03/07/24 07:43	03/07/24 17:18	1
Zinc	**0.015**		0.0050	0.0028	mg/L		03/07/24 07:43	03/07/24 17:18	1

Method: SW846 7470A - Mercury (CVAA)

Analyte	Result	Qualifier	RL	MDL	Unit	D	Prepared	Analyzed	Dil Fac
Mercury	<0.000080		0.00020	0.000080	mg/L		03/10/24 15:01	03/11/24 17:11	1

Client Sample Results

Client: Southern Company
Project/Site: CCR - Plant Scherer PAC Ash Cell

Job ID: 680-247613-1

Client Sample ID: SCH-PAC-FD-7

Lab Sample ID: 680-247613-8

Date Collected: 03/04/24 00:00
Matrix: Water
Date Received: 03/06/24 10:17

General Chemistry

Analyte	Result	Qualifier	RL	MDL	Unit	D	Prepared	Analyzed	Dil Fac
Total Alkalinity as CaCO3 to pH 4.5 (SM 2320B-2011)	**9.0**		5.0	2.2	mg/L			03/08/24 18:08	1
Bicarbonate Alkalinity as CaCO3 (SM 2320B-2011)	**9.0**		5.0	5.0	mg/L			03/08/24 18:08	1
Carbonate Alkalinity as CaCO3 (SM 2320B-2011)	<5.0		5.0	5.0	mg/L			03/08/24 18:08	1
Total Dissolved Solids (SM 2540C-2011)	**310**		40	40	mg/L			03/11/24 09:16	1

Client Sample ID: SCH-PAC-FB-8

Lab Sample ID: 680-247613-9

Date Collected: 03/04/24 13:10
Matrix: Water
Date Received: 03/06/24 10:17

Method: MCAWW 300.0-1993 R2.1 - Anions, Ion Chromatography

Analyte	Result	Qualifier	RL	MDL	Unit	D	Prepared	Analyzed	Dil Fac
Chloride	<0.20		1.0	0.20	mg/L			03/18/24 18:24	1
Fluoride	<0.040		0.10	0.040	mg/L			03/18/24 18:24	1
Sulfate	<0.40		1.0	0.40	mg/L			03/18/24 18:24	1

Method: SW846 6020B - Metals (ICP/MS) - Total Recoverable

Analyte	Result	Qualifier	RL	MDL	Unit	D	Prepared	Analyzed	Dil Fac
Antimony	<0.00034		0.0020	0.00034	mg/L		03/07/24 07:43	03/07/24 17:00	1
Arsenic	<0.00086		0.0010	0.00086	mg/L		03/07/24 07:43	03/07/24 17:00	1
Barium	<0.00089		0.010	0.00089	mg/L		03/07/24 07:43	03/07/24 17:00	1
Beryllium	<0.00020		0.0025	0.00020	mg/L		03/07/24 07:43	03/07/24 17:00	1
Boron	<0.022		0.080	0.022	mg/L		03/07/24 07:43	03/07/24 17:00	1
Cadmium	<0.000078		0.0025	0.000078	mg/L		03/07/24 07:43	03/07/24 17:00	1
Calcium	<0.14		0.50	0.14	mg/L		03/07/24 07:43	03/07/24 17:00	1
Chromium	<0.0012		0.0020	0.0012	mg/L		03/07/24 07:43	03/07/24 17:00	1
Cobalt	<0.00022		0.0025	0.00022	mg/L		03/07/24 07:43	03/07/24 17:00	1
Copper	<0.0011		0.0020	0.0011	mg/L		03/07/24 07:43	03/07/24 17:00	1
Lead	<0.00021		0.0010	0.00021	mg/L		03/07/24 07:43	03/07/24 17:00	1
Magnesium	<0.023		0.50	0.023	mg/L		03/07/24 07:43	03/07/24 17:00	1
Nickel	<0.00042		0.0010	0.00042	mg/L		03/07/24 07:43	03/07/24 17:00	1
Potassium	<0.044		0.50	0.044	mg/L		03/07/24 07:43	03/07/24 17:00	1
Selenium	<0.00099		0.0050	0.00099	mg/L		03/07/24 07:43	03/07/24 17:00	1
Silver	<0.00039		0.0010	0.00039	mg/L		03/07/24 07:43	03/07/24 17:00	1
Sodium	<0.20		0.50	0.20	mg/L		03/07/24 07:43	03/07/24 17:00	1
Thallium	<0.00026		0.0010	0.00026	mg/L		03/07/24 07:43	03/07/24 17:00	1
Vanadium	<0.00063		0.0020	0.00063	mg/L		03/07/24 07:43	03/07/24 17:00	1
Zinc	<0.0028		0.0050	0.0028	mg/L		03/07/24 07:43	03/07/24 17:00	1

Method: SW846 7470A - Mercury (CVAA)

Analyte	Result	Qualifier	RL	MDL	Unit	D	Prepared	Analyzed	Dil Fac
Mercury	**0.00014**	**J**	0.00020	0.000080	mg/L		03/13/24 11:18	03/13/24 16:35	1

General Chemistry

Analyte	Result	Qualifier	RL	MDL	Unit	D	Prepared	Analyzed	Dil Fac
Total Alkalinity as CaCO3 to pH 4.5 (SM 2320B-2011)	<2.2		5.0	2.2	mg/L			03/08/24 18:13	1
Bicarbonate Alkalinity as CaCO3 (SM 2320B-2011)	<5.0		5.0	5.0	mg/L			03/08/24 18:13	1

Client Sample ID: SCH-PAC-FB-8

Lab Sample ID: 680-247613-9

Date Collected: 03/04/24 13:10

Matrix: Water

Date Received: 03/06/24 10:17

General Chemistry (Continued)

Analyte	Result	Qualifier	RL	MDL	Unit	D	Prepared	Analyzed	Dil Fac
Carbonate Alkalinity as CaCO3 (SM 2320B-2011)	<5.0		5.0	5.0	mg/L			03/08/24 18:13	1
Total Dissolved Solids (SM 2540C-2011)	<10		10	10	mg/L			03/11/24 09:16	1

Client Sample ID: SCH-GWC-51

Lab Sample ID: 680-247613-10

Date Collected: 03/04/24 13:42

Matrix: Water

Date Received: 03/06/24 10:17

Method: MCAWW 300.0-1993 R2.1 - Anions, Ion Chromatography

Analyte	Result	Qualifier	RL	MDL	Unit	D	Prepared	Analyzed	Dil Fac
Chloride	**8.4**		1.0	0.20	mg/L			03/18/24 17:25	1
Fluoride	<0.040		0.10	0.040	mg/L			03/18/24 17:25	1
Sulfate	**2.9**		1.0	0.40	mg/L			03/18/24 17:25	1

Method: SW846 6020B - Metals (ICP/MS) - Total Recoverable

Analyte	Result	Qualifier	RL	MDL	Unit	D	Prepared	Analyzed	Dil Fac
Antimony	<0.00034		0.0020	0.00034	mg/L		03/07/24 07:43	03/07/24 17:20	1
Arsenic	<0.00086		0.0010	0.00086	mg/L		03/07/24 07:43	03/07/24 17:20	1
Barium	**0.011**		0.010	0.00089	mg/L		03/07/24 07:43	03/07/24 17:20	1
Beryllium	<0.00020		0.0025	0.00020	mg/L		03/07/24 07:43	03/07/24 17:20	1
Boron	**0.036**	**J**	0.080	0.022	mg/L		03/07/24 07:43	03/07/24 17:20	1
Cadmium	<0.000078		0.0025	0.000078	mg/L		03/07/24 07:43	03/07/24 17:20	1
Calcium	**8.1**		0.50	0.14	mg/L		03/07/24 07:43	03/07/24 17:20	1
Chromium	**0.0064**		0.0020	0.0012	mg/L		03/07/24 07:43	03/07/24 17:20	1
Cobalt	<0.00022		0.0025	0.00022	mg/L		03/07/24 07:43	03/07/24 17:20	1
Copper	<0.0011		0.0020	0.0011	mg/L		03/07/24 07:43	03/07/24 17:20	1
Lead	<0.00021		0.0010	0.00021	mg/L		03/07/24 07:43	03/07/24 17:20	1
Magnesium	**5.3**		0.50	0.023	mg/L		03/07/24 07:43	03/07/24 17:20	1
Nickel	**0.0024**		0.0010	0.00042	mg/L		03/07/24 07:43	03/07/24 17:20	1
Potassium	**0.34**	**J**	0.50	0.044	mg/L		03/07/24 07:43	03/07/24 17:20	1
Selenium	<0.00099		0.0050	0.00099	mg/L		03/07/24 07:43	03/07/24 17:20	1
Silver	<0.00039		0.0010	0.00039	mg/L		03/07/24 07:43	03/07/24 17:20	1
Sodium	**4.6**		0.50	0.20	mg/L		03/07/24 07:43	03/07/24 17:20	1
Thallium	<0.00026		0.0010	0.00026	mg/L		03/07/24 07:43	03/07/24 17:20	1
Vanadium	**0.0041**		0.0020	0.00063	mg/L		03/07/24 07:43	03/07/24 17:20	1
Zinc	<0.0028		0.0050	0.0028	mg/L		03/07/24 07:43	03/07/24 17:20	1

Method: SW846 7470A - Mercury (CVAA)

Analyte	Result	Qualifier	RL	MDL	Unit	D	Prepared	Analyzed	Dil Fac
Mercury	<0.000080		0.00020	0.000080	mg/L		03/13/24 11:18	03/13/24 16:37	1

General Chemistry

Analyte	Result	Qualifier	RL	MDL	Unit	D	Prepared	Analyzed	Dil Fac
Total Alkalinity as CaCO3 to pH 4.5 (SM 2320B-2011)	**41**		5.0	2.2	mg/L			03/12/24 18:38	1
Bicarbonate Alkalinity as CaCO3 (SM 2320B-2011)	**41**		5.0	5.0	mg/L			03/12/24 18:38	1
Carbonate Alkalinity as CaCO3 (SM 2320B-2011)	<5.0		5.0	5.0	mg/L			03/12/24 18:38	1
Total Dissolved Solids (SM 2540C-2011)	**86**		10	10	mg/L			03/11/24 09:16	1

Client Sample Results

Client: Southern Company
Project/Site: CCR - Plant Scherer PAC Ash Cell

Job ID: 680-247613-1

Client Sample ID: SCH-GWA-48

Lab Sample ID: 680-247613-11

Date Collected: 03/04/24 13:57
Matrix: Water
Date Received: 03/06/24 10:17

Method: MCAWW 300.0-1993 R2.1 - Anions, Ion Chromatography

Analyte	Result	Qualifier	RL	MDL	Unit	D	Prepared	Analyzed	Dil Fac
Chloride	**1.8**		1.0	0.20	mg/L			03/18/24 17:32	1
Fluoride	<0.040		0.10	0.040	mg/L			03/18/24 17:32	1
Sulfate	**1.4**		1.0	0.40	mg/L			03/18/24 17:32	1

Method: SW846 6020B - Metals (ICP/MS) - Total Recoverable

Analyte	Result	Qualifier	RL	MDL	Unit	D	Prepared	Analyzed	Dil Fac
Antimony	<0.00034		0.0020	0.00034	mg/L		03/07/24 07:43	03/07/24 16:49	1
Arsenic	<0.00086		0.0010	0.00086	mg/L		03/07/24 07:43	03/07/24 16:49	1
Barium	**0.015**		0.010	0.00089	mg/L		03/07/24 07:43	03/07/24 16:49	1
Beryllium	<0.00020		0.0025	0.00020	mg/L		03/07/24 07:43	03/07/24 16:49	1
Boron	<0.022		0.080	0.022	mg/L		03/07/24 07:43	03/07/24 16:49	1
Cadmium	<0.000078		0.0025	0.000078	mg/L		03/07/24 07:43	03/07/24 16:49	1
Calcium	**13**		0.50	0.14	mg/L		03/07/24 07:43	03/07/24 16:49	1
Chromium	**0.0063**		0.0020	0.0012	mg/L		03/07/24 07:43	03/07/24 16:49	1
Cobalt	<0.00022		0.0025	0.00022	mg/L		03/07/24 07:43	03/07/24 16:49	1
Copper	<0.0011		0.0020	0.0011	mg/L		03/07/24 07:43	03/07/24 16:49	1
Lead	<0.00021		0.0010	0.00021	mg/L		03/07/24 07:43	03/07/24 16:49	1
Magnesium	**5.7**		0.50	0.023	mg/L		03/07/24 07:43	03/07/24 16:49	1
Nickel	<0.00042		0.0010	0.00042	mg/L		03/07/24 07:43	03/07/24 16:49	1
Potassium	**0.91**		0.50	0.044	mg/L		03/07/24 07:43	03/07/24 16:49	1
Selenium	<0.00099		0.0050	0.00099	mg/L		03/07/24 07:43	03/07/24 16:49	1
Silver	<0.00039		0.0010	0.00039	mg/L		03/07/24 07:43	03/07/24 16:49	1
Sodium	**5.8**		0.50	0.20	mg/L		03/07/24 07:43	03/07/24 16:49	1
Thallium	<0.00026		0.0010	0.00026	mg/L		03/07/24 07:43	03/07/24 16:49	1
Vanadium	**0.018**		0.0020	0.00063	mg/L		03/07/24 07:43	03/07/24 16:49	1
Zinc	<0.0028		0.0050	0.0028	mg/L		03/07/24 07:43	03/07/24 16:49	1

Method: SW846 7470A - Mercury (CVAA)

Analyte	Result	Qualifier	RL	MDL	Unit	D	Prepared	Analyzed	Dil Fac
Mercury	<0.000080		0.00020	0.000080	mg/L		03/13/24 11:18	03/13/24 16:39	1

General Chemistry

Analyte	Result	Qualifier	RL	MDL	Unit	D	Prepared	Analyzed	Dil Fac
Total Alkalinity as CaCO3 to pH 4.5 (SM 2320B-2011)	**65**		5.0	2.2	mg/L			03/12/24 18:12	1
Bicarbonate Alkalinity as CaCO3 (SM 2320B-2011)	**65**		5.0	5.0	mg/L			03/12/24 18:12	1
Carbonate Alkalinity as CaCO3 (SM 2320B-2011)	<5.0		5.0	5.0	mg/L			03/12/24 18:12	1
Total Dissolved Solids (SM 2540C-2011)	**100**		10	10	mg/L			03/11/24 09:16	1

Client Sample ID: SCH-GWC-52

Lab Sample ID: 680-247613-12

Date Collected: 03/04/24 14:25
Matrix: Water
Date Received: 03/06/24 10:17

Method: MCAWW 300.0-1993 R2.1 - Anions, Ion Chromatography

Analyte	Result	Qualifier	RL	MDL	Unit	D	Prepared	Analyzed	Dil Fac
Chloride	**8.1**		2.0	0.40	mg/L			03/18/24 22:11	2
Fluoride	<0.080		0.20	0.080	mg/L			03/18/24 22:11	2
Sulfate	**90**		2.0	0.80	mg/L			03/18/24 22:11	2

Client Sample Results

Client: Southern Company
Project/Site: CCR - Plant Scherer PAC Ash Cell

Job ID: 680-247613-1

Client Sample ID: SCH-GWC-52

Lab Sample ID: 680-247613-12
Matrix: Water
Date Collected: 03/04/24 14:25
Date Received: 03/06/24 10:17

Method: SW846 6020B - Metals (ICP/MS) - Total Recoverable

Analyte	Result	Qualifier	RL	MDL	Unit	D	Prepared	Analyzed	Dil Fac
Antimony	<0.00034		0.0020	0.00034	mg/L		03/07/24 07:43	03/07/24 16:58	1
Arsenic	<0.00086		0.0010	0.00086	mg/L		03/07/24 07:43	03/07/24 16:58	1
Barium	**0.025**		0.010	0.00089	mg/L		03/07/24 07:43	03/07/24 16:58	1
Beryllium	<0.00020		0.0025	0.00020	mg/L		03/07/24 07:43	03/07/24 16:58	1
Boron	**0.023**	**J**	0.080	0.022	mg/L		03/07/24 07:43	03/07/24 16:58	1
Cadmium	<0.000078		0.0025	0.000078	mg/L		03/07/24 07:43	03/07/24 16:58	1
Calcium	**28**		0.50	0.14	mg/L		03/07/24 07:43	03/07/24 16:58	1
Chromium	**0.033**		0.0020	0.0012	mg/L		03/07/24 07:43	03/07/24 16:58	1
Cobalt	<0.00022		0.0025	0.00022	mg/L		03/07/24 07:43	03/07/24 16:58	1
Copper	<0.0011		0.0020	0.0011	mg/L		03/07/24 07:43	03/07/24 16:58	1
Lead	<0.00021		0.0010	0.00021	mg/L		03/07/24 07:43	03/07/24 16:58	1
Magnesium	**15**		0.50	0.023	mg/L		03/07/24 07:43	03/07/24 16:58	1
Nickel	<0.00042		0.0010	0.00042	mg/L		03/07/24 07:43	03/07/24 16:58	1
Potassium	**1.5**		0.50	0.044	mg/L		03/07/24 07:43	03/07/24 16:58	1
Selenium	<0.00099		0.0050	0.00099	mg/L		03/07/24 07:43	03/07/24 16:58	1
Silver	<0.00039		0.0010	0.00039	mg/L		03/07/24 07:43	03/07/24 16:58	1
Sodium	**9.6**		0.50	0.20	mg/L		03/07/24 07:43	03/07/24 16:58	1
Thallium	<0.00026		0.0010	0.00026	mg/L		03/07/24 07:43	03/07/24 16:58	1
Vanadium	**0.0098**		0.0020	0.00063	mg/L		03/07/24 07:43	03/07/24 16:58	1
Zinc	<0.0028		0.0050	0.0028	mg/L		03/07/24 07:43	03/07/24 16:58	1

Method: SW846 7470A - Mercury (CVAA)

Analyte	Result	Qualifier	RL	MDL	Unit	D	Prepared	Analyzed	Dil Fac
Mercury	<0.000080		0.00020	0.000080	mg/L		03/13/24 11:18	03/13/24 16:41	1

General Chemistry

Analyte	Result	Qualifier	RL	MDL	Unit	D	Prepared	Analyzed	Dil Fac
Total Alkalinity as CaCO3 to pH 4.5 (SM 2320B-2011)	**44**		5.0	2.2	mg/L			03/12/24 18:04	1
Bicarbonate Alkalinity as CaCO3 (SM 2320B-2011)	**44**		5.0	5.0	mg/L			03/12/24 18:04	1
Carbonate Alkalinity as CaCO3 (SM 2320B-2011)	<5.0		5.0	5.0	mg/L			03/12/24 18:04	1
Total Dissolved Solids (SM 2540C-2011)	**200**		40	40	mg/L			03/11/24 09:16	1

Client Sample ID: SCH-PAC-FD-8

Lab Sample ID: 680-247613-13
Matrix: Water
Date Collected: 03/04/24 00:00
Date Received: 03/06/24 10:17

Method: MCAWW 300.0-1993 R2.1 - Anions, Ion Chromatography

Analyte	Result	Qualifier	RL	MDL	Unit	D	Prepared	Analyzed	Dil Fac
Chloride	**8.1**		1.0	0.20	mg/L			03/18/24 18:17	1
Fluoride	<0.040		0.10	0.040	mg/L			03/18/24 18:17	1
Sulfate	**61**		5.0	2.0	mg/L			03/19/24 14:59	5

Method: SW846 6020B - Metals (ICP/MS) - Total Recoverable

Analyte	Result	Qualifier	RL	MDL	Unit	D	Prepared	Analyzed	Dil Fac
Antimony	<0.00034		0.0020	0.00034	mg/L		03/07/24 07:33	03/07/24 19:26	1
Arsenic	<0.00086		0.0010	0.00086	mg/L		03/07/24 07:33	03/07/24 19:26	1
Barium	**0.024**		0.010	0.00089	mg/L		03/07/24 07:33	03/07/24 19:26	1
Beryllium	<0.00020		0.0025	0.00020	mg/L		03/07/24 07:33	03/07/24 19:26	1

Client Sample ID: SCH-PAC-FD-8

Lab Sample ID: 680-247613-13

Date Collected: 03/04/24 00:00
Matrix: Water
Date Received: 03/06/24 10:17

Method: SW846 6020B - Metals (ICP/MS) - Total Recoverable (Continued)

Analyte	Result	Qualifier	RL	MDL	Unit	D	Prepared	Analyzed	Dil Fac
Boron	<0.022		0.080	0.022	mg/L		03/07/24 07:33	03/07/24 19:26	1
Cadmium	<0.000078		0.0025	0.000078	mg/L		03/07/24 07:33	03/07/24 19:26	1
Calcium	**26**		0.50	0.14	mg/L		03/07/24 07:33	03/07/24 19:26	1
Chromium	**0.032**		0.0020	0.0012	mg/L		03/07/24 07:33	03/07/24 19:26	1
Cobalt	<0.00022		0.0025	0.00022	mg/L		03/07/24 07:33	03/07/24 19:26	1
Copper	<0.0011		0.0020	0.0011	mg/L		03/07/24 07:33	03/07/24 19:26	1
Lead	<0.00021		0.0010	0.00021	mg/L		03/07/24 07:33	03/07/24 19:26	1
Magnesium	**14**		0.50	0.023	mg/L		03/07/24 07:33	03/07/24 19:26	1
Nickel	<0.00042		0.0010	0.00042	mg/L		03/07/24 07:33	03/07/24 19:26	1
Potassium	**1.5**		0.50	0.044	mg/L		03/07/24 07:33	03/07/24 19:26	1
Selenium	<0.00099		0.0050	0.00099	mg/L		03/07/24 07:33	03/07/24 19:26	1
Silver	<0.00039		0.0010	0.00039	mg/L		03/07/24 07:33	03/07/24 19:26	1
Sodium	**9.1**		0.50	0.20	mg/L		03/07/24 07:33	03/07/24 19:26	1
Thallium	<0.00026		0.0010	0.00026	mg/L		03/07/24 07:33	03/07/24 19:26	1
Vanadium	**0.0085**		0.0020	0.00063	mg/L		03/07/24 07:33	03/07/24 19:26	1
Zinc	<0.0028		0.0050	0.0028	mg/L		03/07/24 07:33	03/07/24 19:26	1

Method: SW846 7470A - Mercury (CVAA)

Analyte	Result	Qualifier	RL	MDL	Unit	D	Prepared	Analyzed	Dil Fac
Mercury	<0.000080		0.00020	0.000080	mg/L		03/13/24 11:18	03/13/24 16:43	1

General Chemistry

Analyte	Result	Qualifier	RL	MDL	Unit	D	Prepared	Analyzed	Dil Fac
Total Alkalinity as CaCO3 to pH 4.5 (SM 2320B-2011)	**45**		5.0	2.2	mg/L			03/12/24 17:38	1
Bicarbonate Alkalinity as CaCO3 (SM 2320B-2011)	**45**		5.0	5.0	mg/L			03/12/24 17:38	1
Carbonate Alkalinity as CaCO3 (SM 2320B-2011)	<5.0		5.0	5.0	mg/L			03/12/24 17:38	1
Total Dissolved Solids (SM 2540C-2011)	**200**		40	40	mg/L			03/11/24 09:16	1

Client Sample ID: SCH-GWC-50

Lab Sample ID: 680-247613-14

Date Collected: 03/04/24 14:45
Matrix: Water
Date Received: 03/06/24 10:17

Method: MCAWW 300.0-1993 R2.1 - Anions, Ion Chromatography

Analyte	Result	Qualifier	RL	MDL	Unit	D	Prepared	Analyzed	Dil Fac
Chloride	**1.9**		1.0	0.20	mg/L			03/18/24 17:58	1
Fluoride	<0.040		0.10	0.040	mg/L			03/18/24 17:58	1
Sulfate	<0.40		1.0	0.40	mg/L			03/18/24 17:58	1

Method: SW846 6020B - Metals (ICP/MS) - Total Recoverable

Analyte	Result	Qualifier	RL	MDL	Unit	D	Prepared	Analyzed	Dil Fac
Antimony	<0.00034		0.0020	0.00034	mg/L		03/07/24 07:33	03/07/24 19:35	1
Arsenic	<0.00086		0.0010	0.00086	mg/L		03/07/24 07:33	03/07/24 19:35	1
Barium	**0.014**		0.010	0.00089	mg/L		03/07/24 07:33	03/07/24 19:35	1
Beryllium	<0.00020		0.0025	0.00020	mg/L		03/07/24 07:33	03/07/24 19:35	1
Boron	<0.022		0.080	0.022	mg/L		03/07/24 07:33	03/07/24 19:35	1
Cadmium	<0.000078		0.0025	0.000078	mg/L		03/07/24 07:33	03/07/24 19:35	1
Calcium	**7.9**		0.50	0.14	mg/L		03/07/24 07:33	03/07/24 19:35	1
Chromium	**0.0042**		0.0020	0.0012	mg/L		03/07/24 07:33	03/07/24 19:35	1

Client Sample ID: SCH-GWC-50

Lab Sample ID: 680-247613-14

Date Collected: 03/04/24 14:45

Matrix: Water

Date Received: 03/06/24 10:17

Method: SW846 6020B - Metals (ICP/MS) - Total Recoverable (Continued)

Analyte	Result	Qualifier	RL	MDL	Unit	D	Prepared	Analyzed	Dil Fac
Cobalt	<0.00022		0.0025	0.00022	mg/L		03/07/24 07:33	03/07/24 19:35	1
Copper	<0.0011		0.0020	0.0011	mg/L		03/07/24 07:33	03/07/24 19:35	1
Lead	<0.00021		0.0010	0.00021	mg/L		03/07/24 07:33	03/07/24 19:35	1
Magnesium	**3.7**		0.50	0.023	mg/L		03/07/24 07:33	03/07/24 19:35	1
Nickel	**0.0029**		0.0010	0.00042	mg/L		03/07/24 07:33	03/07/24 19:35	1
Potassium	**0.44**	**J**	0.50	0.044	mg/L		03/07/24 07:33	03/07/24 19:35	1
Selenium	<0.00099		0.0050	0.00099	mg/L		03/07/24 07:33	03/07/24 19:35	1
Silver	<0.00039		0.0010	0.00039	mg/L		03/07/24 07:33	03/07/24 19:35	1
Sodium	**5.0**		0.50	0.20	mg/L		03/07/24 07:33	03/07/24 19:35	1
Thallium	<0.00026		0.0010	0.00026	mg/L		03/07/24 07:33	03/07/24 19:35	1
Vanadium	**0.0025**		0.0020	0.00063	mg/L		03/07/24 07:33	03/07/24 19:35	1
Zinc	<0.0028		0.0050	0.0028	mg/L		03/07/24 07:33	03/07/24 19:35	1

Method: SW846 7470A - Mercury (CVAA)

Analyte	Result	Qualifier	RL	MDL	Unit	D	Prepared	Analyzed	Dil Fac
Mercury	<0.000080		0.00020	0.000080	mg/L		03/13/24 11:18	03/13/24 16:45	1

General Chemistry

Analyte	Result	Qualifier	RL	MDL	Unit	D	Prepared	Analyzed	Dil Fac
Total Alkalinity as CaCO3 to pH 4.5 (SM 2320B-2011)	**44**		5.0	2.2	mg/L			03/12/24 18:46	1
Bicarbonate Alkalinity as CaCO3 (SM 2320B-2011)	**44**		5.0	5.0	mg/L			03/12/24 18:46	1
Carbonate Alkalinity as CaCO3 (SM 2320B-2011)	<5.0		5.0	5.0	mg/L			03/12/24 18:46	1
Total Dissolved Solids (SM 2540C-2011)	**68**		10	10	mg/L			03/11/24 09:16	1

Client Sample ID: SCH-GWA-49

Lab Sample ID: 680-247613-15

Date Collected: 03/04/24 14:43

Matrix: Water

Date Received: 03/06/24 10:17

Method: MCAWW 300.0-1993 R2.1 - Anions, Ion Chromatography

Analyte	Result	Qualifier	RL	MDL	Unit	D	Prepared	Analyzed	Dil Fac
Chloride	**2.0**		1.0	0.20	mg/L			03/18/24 18:30	1
Fluoride	<0.040		0.10	0.040	mg/L			03/18/24 18:30	1
Sulfate	**0.66**	**J**	1.0	0.40	mg/L			03/18/24 18:30	1

Method: SW846 6020B - Metals (ICP/MS) - Total Recoverable

Analyte	Result	Qualifier	RL	MDL	Unit	D	Prepared	Analyzed	Dil Fac
Antimony	<0.00034		0.0020	0.00034	mg/L		03/07/24 07:33	03/07/24 19:37	1
Arsenic	<0.00086		0.0010	0.00086	mg/L		03/07/24 07:33	03/07/24 19:37	1
Barium	**0.019**		0.010	0.00089	mg/L		03/07/24 07:33	03/07/24 19:37	1
Beryllium	<0.00020		0.0025	0.00020	mg/L		03/07/24 07:33	03/07/24 19:37	1
Boron	<0.022		0.080	0.022	mg/L		03/07/24 07:33	03/07/24 19:37	1
Cadmium	<0.000078		0.0025	0.000078	mg/L		03/07/24 07:33	03/07/24 19:37	1
Calcium	**14**		0.50	0.14	mg/L		03/07/24 07:33	03/07/24 19:37	1
Chromium	**0.0060**		0.0020	0.0012	mg/L		03/07/24 07:33	03/07/24 19:37	1
Cobalt	<0.00022		0.0025	0.00022	mg/L		03/07/24 07:33	03/07/24 19:37	1
Copper	<0.0011		0.0020	0.0011	mg/L		03/07/24 07:33	03/07/24 19:37	1
Lead	**0.00043**	**J**	0.0010	0.00021	mg/L		03/07/24 07:33	03/07/24 19:37	1
Magnesium	**7.2**		0.50	0.023	mg/L		03/07/24 07:33	03/07/24 19:37	1

Client Sample ID: SCH-GWA-49

Lab Sample ID: 680-247613-15

Date Collected: 03/04/24 14:43

Matrix: Water

Date Received: 03/06/24 10:17

Method: SW846 6020B - Metals (ICP/MS) - Total Recoverable (Continued)

Analyte	Result	Qualifier	RL	MDL	Unit	D	Prepared	Analyzed	Dil Fac
Nickel	<0.00042		0.0010	0.00042	mg/L		03/07/24 07:33	03/07/24 19:37	1
Potassium	**0.72**		0.50	0.044	mg/L		03/07/24 07:33	03/07/24 19:37	1
Selenium	<0.00099		0.0050	0.00099	mg/L		03/07/24 07:33	03/07/24 19:37	1
Silver	<0.00039		0.0010	0.00039	mg/L		03/07/24 07:33	03/07/24 19:37	1
Sodium	**5.9**		0.50	0.20	mg/L		03/07/24 07:33	03/07/24 19:37	1
Thallium	<0.00026		0.0010	0.00026	mg/L		03/07/24 07:33	03/07/24 19:37	1
Vanadium	**0.018**		0.0020	0.00063	mg/L		03/07/24 07:33	03/07/24 19:37	1
Zinc	<0.0028		0.0050	0.0028	mg/L		03/07/24 07:33	03/07/24 19:37	1

Method: SW846 7470A - Mercury (CVAA)

Analyte	Result	Qualifier	RL	MDL	Unit	D	Prepared	Analyzed	Dil Fac
Mercury	<0.000080		0.00020	0.000080	mg/L		03/13/24 11:18	03/13/24 16:47	1

General Chemistry

Analyte	Result	Qualifier	RL	MDL	Unit	D	Prepared	Analyzed	Dil Fac
Total Alkalinity as CaCO3 to pH 4.5 (SM 2320B-2011)	**78**		5.0	2.2	mg/L			03/12/24 18:20	1
Bicarbonate Alkalinity as CaCO3 (SM 2320B-2011)	**78**		5.0	5.0	mg/L			03/12/24 18:20	1
Carbonate Alkalinity as CaCO3 (SM 2320B-2011)	<5.0		5.0	5.0	mg/L			03/12/24 18:20	1
Total Dissolved Solids (SM 2540C-2011)	**110**		10	10	mg/L			03/11/24 09:16	1

Client Sample ID: SCH-GWC-29

Lab Sample ID: 680-247613-16

Date Collected: 03/04/24 15:40

Matrix: Water

Date Received: 03/06/24 10:17

Method: MCAWW 300.0-1993 R2.1 - Anions, Ion Chromatography

Analyte	Result	Qualifier	RL	MDL	Unit	D	Prepared	Analyzed	Dil Fac
Chloride	**3.4**		1.0	0.20	mg/L			03/18/24 18:37	1
Fluoride	<0.040		0.10	0.040	mg/L			03/18/24 18:37	1
Sulfate	**2.1**		1.0	0.40	mg/L			03/18/24 18:37	1

Method: SW846 6020B - Metals (ICP/MS) - Total Recoverable

Analyte	Result	Qualifier	RL	MDL	Unit	D	Prepared	Analyzed	Dil Fac
Antimony	<0.00034		0.0020	0.00034	mg/L		03/07/24 07:33	03/07/24 19:23	1
Arsenic	<0.00086		0.0010	0.00086	mg/L		03/07/24 07:33	03/07/24 19:23	1
Barium	**0.025**		0.010	0.00089	mg/L		03/07/24 07:33	03/07/24 19:23	1
Beryllium	<0.00020		0.0025	0.00020	mg/L		03/07/24 07:33	03/07/24 19:23	1
Boron	<0.022		0.080	0.022	mg/L		03/07/24 07:33	03/07/24 19:23	1
Cadmium	<0.000078		0.0025	0.000078	mg/L		03/07/24 07:33	03/07/24 19:23	1
Calcium	**18**		0.50	0.14	mg/L		03/07/24 07:33	03/07/24 19:23	1
Chromium	**0.0012**	**J**	0.0020	0.0012	mg/L		03/07/24 07:33	03/07/24 19:23	1
Cobalt	<0.00022		0.0025	0.00022	mg/L		03/07/24 07:33	03/07/24 19:23	1
Copper	<0.0011		0.0020	0.0011	mg/L		03/07/24 07:33	03/07/24 19:23	1
Lead	<0.00021		0.0010	0.00021	mg/L		03/07/24 07:33	03/07/24 19:23	1
Magnesium	**11**		0.50	0.023	mg/L		03/07/24 07:33	03/07/24 19:23	1
Nickel	**0.0028**		0.0010	0.00042	mg/L		03/07/24 07:33	03/07/24 19:23	1
Potassium	**0.59**		0.50	0.044	mg/L		03/07/24 07:33	03/07/24 19:23	1
Selenium	<0.00099		0.0050	0.00099	mg/L		03/07/24 07:33	03/07/24 19:23	1
Silver	<0.00039		0.0010	0.00039	mg/L		03/07/24 07:33	03/07/24 19:23	1

Client Sample Results

Client: Southern Company
Project/Site: CCR - Plant Scherer PAC Ash Cell

Job ID: 680-247613-1

Client Sample ID: SCH-GWC-29

Lab Sample ID: 680-247613-16

Date Collected: 03/04/24 15:40
Matrix: Water
Date Received: 03/06/24 10:17

Method: SW846 6020B - Metals (ICP/MS) - Total Recoverable (Continued)

Analyte	Result	Qualifier	RL	MDL	Unit	D	Prepared	Analyzed	Dil Fac
Sodium	**5.5**		0.50	0.20	mg/L		03/07/24 07:33	03/07/24 19:23	1
Thallium	<0.00026		0.0010	0.00026	mg/L		03/07/24 07:33	03/07/24 19:23	1
Vanadium	**0.0045**		0.0020	0.00063	mg/L		03/07/24 07:33	03/07/24 19:23	1
Zinc	<0.0028		0.0050	0.0028	mg/L		03/07/24 07:33	03/07/24 19:23	1

Method: SW846 7470A - Mercury (CVAA)

Analyte	Result	Qualifier	RL	MDL	Unit	D	Prepared	Analyzed	Dil Fac
Mercury	<0.000080		0.00020	0.000080	mg/L		03/13/24 11:18	03/13/24 16:54	1

General Chemistry

Analyte	Result	Qualifier	RL	MDL	Unit	D	Prepared	Analyzed	Dil Fac
Total Alkalinity as CaCO3 to pH 4.5 (SM 2320B-2011)	**93**		5.0	2.2	mg/L			03/12/24 17:55	1
Bicarbonate Alkalinity as CaCO3 (SM 2320B-2011)	**93**		5.0	5.0	mg/L			03/12/24 17:55	1
Carbonate Alkalinity as CaCO3 (SM 2320B-2011)	<5.0		5.0	5.0	mg/L			03/12/24 17:55	1
Total Dissolved Solids (SM 2540C-2011)	**110**		10	10	mg/L			03/11/24 09:16	1

QC Sample Results

Client: Southern Company
Project/Site: CCR - Plant Scherer PAC Ash Cell

Job ID: 680-247613-1

Method: 300.0-1993 R2.1 - Anions, Ion Chromatography

Lab Sample ID: MB 680-828129/43 — **Client Sample ID: Method Blank**
Matrix: Water — **Prep Type: Total/NA**
Analysis Batch: 828129

Analyte	MB Result	MB Qualifier	RL	MDL	Unit	D	Prepared	Analyzed	Dil Fac
Chloride	<0.20		1.0	0.20	mg/L			03/18/24 16:01	1
Fluoride	<0.040		0.10	0.040	mg/L			03/18/24 16:01	1
Sulfate	<0.40		1.0	0.40	mg/L			03/18/24 16:01	1

Lab Sample ID: LCS 680-828129/44 — **Client Sample ID: Lab Control Sample**
Matrix: Water — **Prep Type: Total/NA**
Analysis Batch: 828129

Analyte	Spike Added	LCS Result	LCS Qualifier	Unit	D	%Rec	%Rec Limits
Chloride	10.0	10.0		mg/L		100	90 - 110
Fluoride	2.00	2.14		mg/L		107	90 - 110
Sulfate	10.0	9.51		mg/L		95	90 - 110

Lab Sample ID: LCSD 680-828129/45 — **Client Sample ID: Lab Control Sample Dup**
Matrix: Water — **Prep Type: Total/NA**
Analysis Batch: 828129

Analyte	Spike Added	LCSD Result	LCSD Qualifier	Unit	D	%Rec	%Rec Limits	RPD	RPD Limit
Chloride	10.0	9.97		mg/L		100	90 - 110	0	15
Fluoride	2.00	2.13		mg/L		106	90 - 110	0	15
Sulfate	10.0	9.48		mg/L		95	90 - 110	0	15

Lab Sample ID: 680-247613-14 MS — **Client Sample ID: SCH-GWC-50**
Matrix: Water — **Prep Type: Total/NA**
Analysis Batch: 828129

Analyte	Sample Result	Sample Qualifier	Spike Added	MS Result	MS Qualifier	Unit	D	%Rec	%Rec Limits
Chloride	1.9		10.0	11.9		mg/L		101	80 - 120
Fluoride	<0.040		2.00	2.04		mg/L		102	80 - 120
Sulfate	<0.40		10.0	9.75		mg/L		98	80 - 120

Lab Sample ID: 680-247613-14 MSD — **Client Sample ID: SCH-GWC-50**
Matrix: Water — **Prep Type: Total/NA**
Analysis Batch: 828129

Analyte	Sample Result	Sample Qualifier	Spike Added	MSD Result	MSD Qualifier	Unit	D	%Rec	%Rec Limits	RPD	RPD Limit
Chloride	1.9		10.0	11.9		mg/L		100	80 - 120	0	15
Fluoride	<0.040		2.00	2.03		mg/L		101	80 - 120	0	15
Sulfate	<0.40		10.0	9.71		mg/L		97	80 - 120	0	15

Lab Sample ID: MB 680-828220/73 — **Client Sample ID: Method Blank**
Matrix: Water — **Prep Type: Total/NA**
Analysis Batch: 828220

Analyte	MB Result	MB Qualifier	RL	MDL	Unit	D	Prepared	Analyzed	Dil Fac
Chloride	<0.20		1.0	0.20	mg/L			03/18/24 19:29	1
Fluoride	<0.040		0.10	0.040	mg/L			03/18/24 19:29	1
Sulfate	<0.40		1.0	0.40	mg/L			03/18/24 19:29	1

Method: 300.0-1993 R2.1 - Anions, Ion Chromatography (Continued)

Lab Sample ID: LCS 680-828220/74 — **Client Sample ID: Lab Control Sample**
Matrix: Water — **Prep Type: Total/NA**
Analysis Batch: 828220

Analyte	Spike Added	LCS Result	LCS Qualifier	Unit	D	%Rec	%Rec Limits
Chloride	10.0	10.1		mg/L		101	90 - 110
Fluoride	2.00	2.18		mg/L		109	90 - 110
Sulfate	10.0	9.60		mg/L		96	90 - 110

Lab Sample ID: LCSD 680-828220/75 — **Client Sample ID: Lab Control Sample Dup**
Matrix: Water — **Prep Type: Total/NA**
Analysis Batch: 828220

Analyte	Spike Added	LCSD Result	LCSD Qualifier	Unit	D	%Rec	%Rec Limits	RPD	RPD Limit
Chloride	10.0	10.0		mg/L		100	90 - 110	0	15
Fluoride	2.00	2.14		mg/L		107	90 - 110	2	15
Sulfate	10.0	9.59		mg/L		96	90 - 110	0	15

Lab Sample ID: 680-247639-E-7 MS — **Client Sample ID: Matrix Spike**
Matrix: Water — **Prep Type: Total/NA**
Analysis Batch: 828220

Analyte	Sample Result	Sample Qualifier	Spike Added	MS Result	MS Qualifier	Unit	D	%Rec	%Rec Limits
Chloride	13		10.0	22.8		mg/L		101	80 - 120
Fluoride	<0.040		2.00	2.03		mg/L		102	80 - 120
Sulfate	1.4		10.0	10.8		mg/L		94	80 - 120

Lab Sample ID: 680-247639-E-7 MSD — **Client Sample ID: Matrix Spike Duplicate**
Matrix: Water — **Prep Type: Total/NA**
Analysis Batch: 828220

Analyte	Sample Result	Sample Qualifier	Spike Added	MSD Result	MSD Qualifier	Unit	D	%Rec	%Rec Limits	RPD	RPD Limit
Chloride	13		10.0	22.9		mg/L		102	80 - 120	0	15
Fluoride	<0.040		2.00	2.04		mg/L		102	80 - 120	0	15
Sulfate	1.4		10.0	10.9		mg/L		95	80 - 120	1	15

Lab Sample ID: MB 680-828229/2 — **Client Sample ID: Method Blank**
Matrix: Water — **Prep Type: Total/NA**
Analysis Batch: 828229

Analyte	MB Result	MB Qualifier	RL	MDL	Unit	D	Prepared	Analyzed	Dil Fac
Chloride	<0.20		1.0	0.20	mg/L			03/19/24 10:43	1
Fluoride	<0.040		0.10	0.040	mg/L			03/19/24 10:43	1
Sulfate	<0.40		1.0	0.40	mg/L			03/19/24 10:43	1

Lab Sample ID: LCS 680-828229/4 — **Client Sample ID: Lab Control Sample**
Matrix: Water — **Prep Type: Total/NA**
Analysis Batch: 828229

Analyte	Spike Added	LCS Result	LCS Qualifier	Unit	D	%Rec	%Rec Limits
Chloride	10.0	10.4		mg/L		104	90 - 110
Sulfate	10.0	9.87		mg/L		99	90 - 110

Method: 300.0-1993 R2.1 - Anions, Ion Chromatography (Continued)

Lab Sample ID: LCSD 680-828229/5
Matrix: Water
Analysis Batch: 828229

Client Sample ID: Lab Control Sample Dup
Prep Type: Total/NA

Analyte			Spike Added	LCSD Result	LCSD Qualifier	Unit	D	%Rec	%Rec Limits	RPD	RPD Limit
Chloride			10.0	10.3		mg/L		103	90 - 110	0	15
Fluoride			2.00	2.20		mg/L		110	90 - 110	0	15
Sulfate			10.0	9.88		mg/L		99	90 - 110	0	15

Lab Sample ID: 680-247563-C-3 MS
Matrix: Water
Analysis Batch: 828229

Client Sample ID: Matrix Spike
Prep Type: Total/NA

Analyte	Sample Result	Sample Qualifier	Spike Added	MS Result	MS Qualifier	Unit	D	%Rec	%Rec Limits		
Chloride	1.5		10.0	11.8		mg/L		102	80 - 120		
Fluoride	0.40	*+	2.00	2.56		mg/L		108	80 - 120		
Sulfate	2.2		10.0	11.9		mg/L		97	80 - 120		

Lab Sample ID: 680-247563-C-3 MSD
Matrix: Water
Analysis Batch: 828229

Client Sample ID: Matrix Spike Duplicate
Prep Type: Total/NA

Analyte	Sample Result	Sample Qualifier	Spike Added	MSD Result	MSD Qualifier	Unit	D	%Rec	%Rec Limits	RPD	RPD Limit
Chloride	1.5		10.0	11.8		mg/L		103	80 - 120	0	15
Fluoride	0.40	*+	2.00	2.56		mg/L		108	80 - 120	0	15
Sulfate	2.2		10.0	12.0		mg/L		98	80 - 120	1	15

Method: 6020B - Metals (ICP/MS)

Lab Sample ID: MB 680-826197/1-A
Matrix: Water
Analysis Batch: 826421

Client Sample ID: Method Blank
Prep Type: Total Recoverable
Prep Batch: 826197

Analyte	MB Result	MB Qualifier	RL	MDL	Unit	D	Prepared	Analyzed	Dil Fac
Antimony	<0.00034		0.0020	0.00034	mg/L		03/07/24 07:33	03/07/24 18:26	1
Arsenic	<0.00086		0.0010	0.00086	mg/L		03/07/24 07:33	03/07/24 18:26	1
Barium	<0.00089		0.010	0.00089	mg/L		03/07/24 07:33	03/07/24 18:26	1
Beryllium	<0.00020		0.0025	0.00020	mg/L		03/07/24 07:33	03/07/24 18:26	1
Boron	<0.022		0.080	0.022	mg/L		03/07/24 07:33	03/07/24 18:26	1
Cadmium	<0.000078		0.0025	0.000078	mg/L		03/07/24 07:33	03/07/24 18:26	1
Calcium	<0.14		0.50	0.14	mg/L		03/07/24 07:33	03/07/24 18:26	1
Chromium	<0.0012		0.0020	0.0012	mg/L		03/07/24 07:33	03/07/24 18:26	1
Cobalt	<0.00022		0.0025	0.00022	mg/L		03/07/24 07:33	03/07/24 18:26	1
Copper	<0.0011		0.0020	0.0011	mg/L		03/07/24 07:33	03/07/24 18:26	1
Lead	<0.00021		0.0010	0.00021	mg/L		03/07/24 07:33	03/07/24 18:26	1
Magnesium	<0.023		0.50	0.023	mg/L		03/07/24 07:33	03/07/24 18:26	1
Nickel	<0.00042		0.0010	0.00042	mg/L		03/07/24 07:33	03/07/24 18:26	1
Potassium	<0.044		0.50	0.044	mg/L		03/07/24 07:33	03/07/24 18:26	1
Selenium	<0.00099		0.0050	0.00099	mg/L		03/07/24 07:33	03/07/24 18:26	1
Silver	<0.00039		0.0010	0.00039	mg/L		03/07/24 07:33	03/07/24 18:26	1
Sodium	<0.20		0.50	0.20	mg/L		03/07/24 07:33	03/07/24 18:26	1
Thallium	<0.00026		0.0010	0.00026	mg/L		03/07/24 07:33	03/07/24 18:26	1
Vanadium	<0.00063		0.0020	0.00063	mg/L		03/07/24 07:33	03/07/24 18:26	1
Zinc	<0.0028		0.0050	0.0028	mg/L		03/07/24 07:33	03/07/24 18:26	1

Method: 6020B - Metals (ICP/MS) (Continued)

Lab Sample ID: LCS 680-826197/2-A
Matrix: Water
Analysis Batch: 826421

Client Sample ID: Lab Control Sample
Prep Type: Total Recoverable
Prep Batch: 826197

Analyte	Spike Added	LCS Result	LCS Qualifier	Unit	D	%Rec	%Rec Limits
Antimony	0.0500	0.0496		mg/L		99	80 - 120
Arsenic	0.100	0.0972		mg/L		97	80 - 120
Barium	0.100	0.104		mg/L		104	80 - 120
Beryllium	0.0500	0.0516		mg/L		103	80 - 120
Boron	0.400	0.364		mg/L		91	80 - 120
Cadmium	0.0500	0.0521		mg/L		104	80 - 120
Calcium	5.00	5.31		mg/L		106	80 - 120
Chromium	0.100	0.109		mg/L		109	80 - 120
Cobalt	0.0500	0.0550		mg/L		110	80 - 120
Copper	0.101	0.113		mg/L		112	80 - 120
Lead	0.500	0.495		mg/L		99	80 - 120
Magnesium	5.00	5.18		mg/L		104	80 - 120
Nickel	0.100	0.104		mg/L		104	80 - 120
Potassium	7.00	7.25		mg/L		104	80 - 120
Selenium	0.100	0.0963		mg/L		96	80 - 120
Silver	0.0500	0.0531		mg/L		106	80 - 120
Sodium	5.03	5.06		mg/L		101	80 - 120
Thallium	0.0500	0.0539		mg/L		108	80 - 120
Vanadium	0.100	0.105		mg/L		105	80 - 120
Zinc	0.0505	0.0512		mg/L		101	80 - 120

Lab Sample ID: 680-247545-I-1-E MS
Matrix: Water
Analysis Batch: 826421

Client Sample ID: Matrix Spike
Prep Type: Total Recoverable
Prep Batch: 826197

Analyte	Sample Result	Sample Qualifier	Spike Added	MS Result	MS Qualifier	Unit	D	%Rec	%Rec Limits
Antimony	<0.00034		0.0500	0.0499		mg/L		100	75 - 125
Arsenic	0.0017		0.100	0.0991		mg/L		97	75 - 125
Barium	0.21		0.100	0.309		mg/L		99	75 - 125
Beryllium	0.00038	J	0.0500	0.0525		mg/L		104	75 - 125
Boron	<0.022		0.400	0.385		mg/L		96	75 - 125
Cadmium	<0.000078		0.0500	0.0530		mg/L		106	75 - 125
Calcium	39		5.00	44.4	4	mg/L		110	75 - 125
Chromium	<0.0012		0.100	0.107		mg/L		106	75 - 125
Cobalt	0.12		0.0500	0.170		mg/L		98	75 - 125
Copper	0.0024		0.101	0.114		mg/L		111	75 - 125
Lead	<0.00021		0.500	0.507		mg/L		101	75 - 125
Magnesium	25		5.00	31.2	4	mg/L		120	75 - 125
Nickel	0.011		0.100	0.114		mg/L		103	75 - 125
Potassium	4.5		7.00	11.9		mg/L		106	75 - 125
Selenium	<0.00099		0.100	0.0969		mg/L		97	75 - 125
Silver	<0.00039		0.0500	0.0532		mg/L		106	75 - 125
Sodium	6.4		5.03	12.1		mg/L		114	75 - 125
Thallium	<0.00026		0.0500	0.0554		mg/L		111	75 - 125
Vanadium	0.00098	J	0.100	0.104		mg/L		103	75 - 125
Zinc	0.0040	J	0.0505	0.0627		mg/L		116	75 - 125

Method: 6020B - Metals (ICP/MS) (Continued)

Lab Sample ID: 680-247545-I-1-F MSD
Matrix: Water
Analysis Batch: 826421

Client Sample ID: Matrix Spike Duplicate
Prep Type: Total Recoverable
Prep Batch: 826197

Analyte	Sample Result	Sample Qualifier	Spike Added	MSD Result	MSD Qualifier	Unit	D	%Rec	%Rec Limits	RPD	RPD Limit
Antimony	<0.00034		0.0500	0.0489		mg/L		98	75 - 125	2	20
Arsenic	0.0017		0.100	0.0968		mg/L		95	75 - 125	2	20
Barium	0.21		0.100	0.301		mg/L		91	75 - 125	3	20
Beryllium	0.00038	J	0.0500	0.0523		mg/L		104	75 - 125	0	20
Boron	<0.022		0.400	0.383		mg/L		96	75 - 125	0	20
Cadmium	<0.000078		0.0500	0.0512		mg/L		102	75 - 125	3	20
Calcium	39		5.00	43.9	4	mg/L		100	75 - 125	1	20
Chromium	<0.0012		0.100	0.104		mg/L		103	75 - 125	3	20
Cobalt	0.12		0.0500	0.167		mg/L		92	75 - 125	2	20
Copper	0.0024		0.101	0.110		mg/L		106	75 - 125	4	20
Lead	<0.00021		0.500	0.488		mg/L		98	75 - 125	4	20
Magnesium	25		5.00	31.3	4	mg/L		120	75 - 125	0	20
Nickel	0.011		0.100	0.112		mg/L		102	75 - 125	2	20
Potassium	4.5		7.00	11.7		mg/L		103	75 - 125	2	20
Selenium	<0.00099		0.100	0.0950		mg/L		95	75 - 125	2	20
Silver	<0.00039		0.0500	0.0523		mg/L		105	75 - 125	2	20
Sodium	6.4		5.03	11.9		mg/L		110	75 - 125	2	20
Thallium	<0.00026		0.0500	0.0537		mg/L		107	75 - 125	3	20
Vanadium	0.00098	J	0.100	0.103		mg/L		102	75 - 125	1	20
Zinc	0.0040	J	0.0505	0.0559		mg/L		103	75 - 125	12	20

Lab Sample ID: MB 680-826198/1-A
Matrix: Water
Analysis Batch: 826421

Client Sample ID: Method Blank
Prep Type: Total Recoverable
Prep Batch: 826198

Analyte	MB Result	MB Qualifier	RL	MDL	Unit	D	Prepared	Analyzed	Dil Fac
Antimony	<0.00034		0.0020	0.00034	mg/L		03/07/24 07:43	03/07/24 16:43	1
Arsenic	<0.00086		0.0010	0.00086	mg/L		03/07/24 07:43	03/07/24 16:43	1
Barium	<0.00089		0.010	0.00089	mg/L		03/07/24 07:43	03/07/24 16:43	1
Beryllium	<0.00020		0.0025	0.00020	mg/L		03/07/24 07:43	03/07/24 16:43	1
Boron	<0.022		0.080	0.022	mg/L		03/07/24 07:43	03/07/24 16:43	1
Cadmium	<0.000078		0.0025	0.000078	mg/L		03/07/24 07:43	03/07/24 16:43	1
Calcium	<0.14		0.50	0.14	mg/L		03/07/24 07:43	03/07/24 16:43	1
Chromium	<0.0012		0.0020	0.0012	mg/L		03/07/24 07:43	03/07/24 16:43	1
Cobalt	<0.00022		0.0025	0.00022	mg/L		03/07/24 07:43	03/07/24 16:43	1
Copper	<0.0011		0.0020	0.0011	mg/L		03/07/24 07:43	03/07/24 16:43	1
Lead	<0.00021		0.0010	0.00021	mg/L		03/07/24 07:43	03/07/24 16:43	1
Magnesium	<0.023		0.50	0.023	mg/L		03/07/24 07:43	03/07/24 16:43	1
Nickel	<0.00042		0.0010	0.00042	mg/L		03/07/24 07:43	03/07/24 16:43	1
Potassium	<0.044		0.50	0.044	mg/L		03/07/24 07:43	03/07/24 16:43	1
Selenium	<0.00099		0.0050	0.00099	mg/L		03/07/24 07:43	03/07/24 16:43	1
Silver	<0.00039		0.0010	0.00039	mg/L		03/07/24 07:43	03/07/24 16:43	1
Sodium	<0.20		0.50	0.20	mg/L		03/07/24 07:43	03/07/24 16:43	1
Thallium	<0.00026		0.0010	0.00026	mg/L		03/07/24 07:43	03/07/24 16:43	1
Vanadium	<0.00063		0.0020	0.00063	mg/L		03/07/24 07:43	03/07/24 16:43	1
Zinc	<0.0028		0.0050	0.0028	mg/L		03/07/24 07:43	03/07/24 16:43	1

Method: 6020B - Metals (ICP/MS) (Continued)

Lab Sample ID: LCS 680-826198/2-A
Matrix: Water
Analysis Batch: 826421

Client Sample ID: Lab Control Sample
Prep Type: Total Recoverable
Prep Batch: 826198

Analyte	Spike Added	LCS Result	LCS Qualifier	Unit	D	%Rec	%Rec Limits
Antimony	0.0500	0.0480		mg/L		96	80 - 120
Arsenic	0.100	0.0933		mg/L		93	80 - 120
Barium	0.100	0.0993		mg/L		99	80 - 120
Beryllium	0.0500	0.0485		mg/L		97	80 - 120
Boron	0.400	0.342		mg/L		86	80 - 120
Cadmium	0.0500	0.0501		mg/L		100	80 - 120
Calcium	5.00	5.11		mg/L		102	80 - 120
Chromium	0.100	0.102		mg/L		102	80 - 120
Cobalt	0.0500	0.0518		mg/L		104	80 - 120
Copper	0.101	0.107		mg/L		106	80 - 120
Lead	0.500	0.472		mg/L		94	80 - 120
Magnesium	5.00	4.97		mg/L		99	80 - 120
Nickel	0.100	0.101		mg/L		101	80 - 120
Potassium	7.00	7.07		mg/L		101	80 - 120
Selenium	0.100	0.0901		mg/L		90	80 - 120
Silver	0.0500	0.0518		mg/L		104	80 - 120
Sodium	5.03	4.84		mg/L		96	80 - 120
Thallium	0.0500	0.0511		mg/L		102	80 - 120
Vanadium	0.100	0.101		mg/L		101	80 - 120
Zinc	0.0505	0.0484		mg/L		96	80 - 120

Lab Sample ID: 680-247613-11 MS
Matrix: Water
Analysis Batch: 826421

Client Sample ID: SCH-GWA-48
Prep Type: Total Recoverable
Prep Batch: 826198

Analyte	Sample Result	Sample Qualifier	Spike Added	MS Result	MS Qualifier	Unit	D	%Rec	%Rec Limits
Antimony	<0.00034		0.0500	0.0491		mg/L		98	75 - 125
Arsenic	<0.00086		0.100	0.0954		mg/L		95	75 - 125
Barium	0.015		0.100	0.116		mg/L		101	75 - 125
Beryllium	<0.00020		0.0500	0.0500		mg/L		100	75 - 125
Boron	<0.022		0.400	0.371		mg/L		93	75 - 125
Cadmium	<0.000078		0.0500	0.0508		mg/L		102	75 - 125
Calcium	13		5.00	17.8		mg/L		97	75 - 125
Chromium	0.0063		0.100	0.110		mg/L		103	75 - 125
Cobalt	<0.00022		0.0500	0.0518		mg/L		104	75 - 125
Copper	<0.0011		0.101	0.109		mg/L		108	75 - 125
Lead	<0.00021		0.500	0.488		mg/L		98	75 - 125
Magnesium	5.7		5.00	10.6		mg/L		96	75 - 125
Nickel	<0.00042		0.100	0.100		mg/L		100	75 - 125
Potassium	0.91		7.00	8.34		mg/L		106	75 - 125
Selenium	<0.00099		0.100	0.0929		mg/L		93	75 - 125
Silver	<0.00039		0.0500	0.0516		mg/L		103	75 - 125
Sodium	5.8		5.03	10.7		mg/L		97	75 - 125
Thallium	<0.00026		0.0500	0.0526		mg/L		105	75 - 125
Vanadium	0.018		0.100	0.117		mg/L		99	75 - 125
Zinc	<0.0028		0.0505	0.0495		mg/L		98	75 - 125

Method: 6020B - Metals (ICP/MS) (Continued)

Lab Sample ID: 680-247613-11 MSD — **Client Sample ID: SCH-GWA-48**
Matrix: Water — **Prep Type: Total Recoverable**
Analysis Batch: 826421 — **Prep Batch: 826198**

Analyte	Sample Result	Sample Qualifier	Spike Added	MSD Result	MSD Qualifier	Unit	D	%Rec	%Rec Limits	RPD	RPD Limit
Antimony	<0.00034		0.0500	0.0496		mg/L		99	75 - 125	1	20
Arsenic	<0.00086		0.100	0.0964		mg/L		96	75 - 125	1	20
Barium	0.015		0.100	0.117		mg/L		102	75 - 125	1	20
Beryllium	<0.00020		0.0500	0.0522		mg/L		104	75 - 125	4	20
Boron	<0.022		0.400	0.398		mg/L		100	75 - 125	7	20
Cadmium	<0.000078		0.0500	0.0528		mg/L		106	75 - 125	4	20
Calcium	13		5.00	17.9		mg/L		99	75 - 125	1	20
Chromium	0.0063		0.100	0.113		mg/L		106	75 - 125	3	20
Cobalt	<0.00022		0.0500	0.0549		mg/L		110	75 - 125	6	20
Copper	<0.0011		0.101	0.114		mg/L		113	75 - 125	4	20
Lead	<0.00021		0.500	0.500		mg/L		100	75 - 125	3	20
Magnesium	5.7		5.00	10.9		mg/L		103	75 - 125	3	20
Nickel	<0.00042		0.100	0.106		mg/L		106	75 - 125	6	20
Potassium	0.91		7.00	8.34		mg/L		106	75 - 125	0	20
Selenium	<0.00099		0.100	0.0967		mg/L		97	75 - 125	4	20
Silver	<0.00039		0.0500	0.0533		mg/L		107	75 - 125	3	20
Sodium	5.8		5.03	10.8		mg/L		99	75 - 125	1	20
Thallium	<0.00026		0.0500	0.0549		mg/L		110	75 - 125	4	20
Vanadium	0.018		0.100	0.120		mg/L		102	75 - 125	3	20
Zinc	<0.0028		0.0505	0.0498		mg/L		99	75 - 125	0	20

Method: 7470A - Mercury (CVAA)

Lab Sample ID: MB 680-826752/1-A — **Client Sample ID: Method Blank**
Matrix: Water — **Prep Type: Total/NA**
Analysis Batch: 827074 — **Prep Batch: 826752**

Analyte	MB Result	MB Qualifier	RL	MDL	Unit	D	Prepared	Analyzed	Dil Fac
Mercury	<0.000080		0.00020	0.000080	mg/L		03/10/24 15:01	03/11/24 16:15	1

Lab Sample ID: LCS 680-826752/2-A — **Client Sample ID: Lab Control Sample**
Matrix: Water — **Prep Type: Total/NA**
Analysis Batch: 827074 — **Prep Batch: 826752**

Analyte			Spike Added	LCS Result	LCS Qualifier	Unit	D	%Rec	%Rec Limits		
Mercury			0.00250	0.00228		mg/L		91	80 - 120		

Lab Sample ID: 680-247656-A-3-G MS — **Client Sample ID: Matrix Spike**
Matrix: Water — **Prep Type: Total/NA**
Analysis Batch: 827074 — **Prep Batch: 826752**

Analyte	Sample Result	Sample Qualifier	Spike Added	MS Result	MS Qualifier	Unit	D	%Rec	%Rec Limits		
Mercury	<0.000080		0.00100	0.000928		mg/L		93	80 - 120		

Lab Sample ID: 680-247656-A-3-H MSD — **Client Sample ID: Matrix Spike Duplicate**
Matrix: Water — **Prep Type: Total/NA**
Analysis Batch: 827074 — **Prep Batch: 826752**

Analyte	Sample Result	Sample Qualifier	Spike Added	MSD Result	MSD Qualifier	Unit	D	%Rec	%Rec Limits	RPD	RPD Limit
Mercury	<0.000080		0.00100	0.000926		mg/L		93	80 - 120	0	20

Method: 7470A - Mercury (CVAA)

Lab Sample ID: MB 680-827309/1-A — **Client Sample ID: Method Blank**
Matrix: Water — **Prep Type: Total/NA**
Analysis Batch: 827594 — **Prep Batch: 827309**

Analyte	MB Result	MB Qualifier	RL	MDL	Unit	D	Prepared	Analyzed	Dil Fac
Mercury	<0.000080		0.00020	0.000080	mg/L		03/13/24 11:18	03/13/24 16:04	1

Method: 2320B-2011 - Alkalinity, Total

Lab Sample ID: MB 680-827052/4 — **Client Sample ID: Method Blank**
Matrix: Water — **Prep Type: Total/NA**
Analysis Batch: 827052

Analyte	MB Result	MB Qualifier	RL	MDL	Unit	D	Prepared	Analyzed	Dil Fac
Total Alkalinity as CaCO3 to pH 4.5	<2.2		5.0	2.2	mg/L			03/08/24 11:06	1
Bicarbonate Alkalinity as CaCO3	<5.0		5.0	5.0	mg/L			03/08/24 11:06	1
Carbonate Alkalinity as CaCO3	<5.0		5.0	5.0	mg/L			03/08/24 11:06	1

Lab Sample ID: LCS 680-827052/6 — **Client Sample ID: Lab Control Sample**
Matrix: Water — **Prep Type: Total/NA**
Analysis Batch: 827052

Analyte			Spike Added	LCS Result	LCS Qualifier	Unit	D	%Rec	%Rec Limits		
Total Alkalinity as CaCO3 to pH 4.5			250	249		mg/L		100	90 - 112		

Lab Sample ID: LCSD 680-827052/31 — **Client Sample ID: Lab Control Sample Dup**
Matrix: Water — **Prep Type: Total/NA**
Analysis Batch: 827052

Analyte			Spike Added	LCSD Result	LCSD Qualifier	Unit	D	%Rec	%Rec Limits	RPD	RPD Limit
Total Alkalinity as CaCO3 to pH 4.5			250	252		mg/L		101	90 - 112	1	30

Lab Sample ID: 680-247591-I-1 DU — **Client Sample ID: Duplicate**
Matrix: Water — **Prep Type: Total/NA**
Analysis Batch: 827052

Analyte	Sample Result	Sample Qualifier		DU Result	DU Qualifier	Unit	D			RPD	RPD Limit
Total Alkalinity as CaCO3 to pH 4.5	240			237		mg/L				3	30
Bicarbonate Alkalinity as CaCO3	<5.0			<5.0		mg/L				NC	30
Carbonate Alkalinity as CaCO3	<5.0			<5.0		mg/L				NC	30

Lab Sample ID: MB 680-827059/4 — **Client Sample ID: Method Blank**
Matrix: Water — **Prep Type: Total/NA**
Analysis Batch: 827059

Analyte	MB Result	MB Qualifier	RL	MDL	Unit	D	Prepared	Analyzed	Dil Fac
Total Alkalinity as CaCO3 to pH 4.5	<2.2		5.0	2.2	mg/L			03/08/24 16:43	1
Bicarbonate Alkalinity as CaCO3	<5.0		5.0	5.0	mg/L			03/08/24 16:43	1
Carbonate Alkalinity as CaCO3	<5.0		5.0	5.0	mg/L			03/08/24 16:43	1

Method: 2320B-2011 - Alkalinity, Total (Continued)

Lab Sample ID: LCS 680-827059/6 — **Client Sample ID: Lab Control Sample**
Matrix: Water — **Prep Type: Total/NA**
Analysis Batch: 827059

Analyte			Spike Added	LCS Result	LCS Qualifier	Unit	D	%Rec	%Rec Limits		
Total Alkalinity as CaCO3 to pH 4.5			250	250		mg/L		100	90 - 112		

Lab Sample ID: LCSD 680-827059/31 — **Client Sample ID: Lab Control Sample Dup**
Matrix: Water — **Prep Type: Total/NA**
Analysis Batch: 827059

Analyte			Spike Added	LCSD Result	LCSD Qualifier	Unit	D	%Rec	%Rec Limits	RPD	RPD Limit
Total Alkalinity as CaCO3 to pH 4.5			250	251		mg/L		101	90 - 112	1	30

Lab Sample ID: 680-247613-5 DU — **Client Sample ID: SCH-PAC-FB-7**
Matrix: Water — **Prep Type: Total/NA**
Analysis Batch: 827059

Analyte	Sample Result	Sample Qualifier		DU Result	DU Qualifier	Unit	D			RPD	RPD Limit
Total Alkalinity as CaCO3 to pH 4.5	2.8	J		<2.2		mg/L				NC	30
Bicarbonate Alkalinity as CaCO3	<5.0			<5.0		mg/L				NC	30
Carbonate Alkalinity as CaCO3	<5.0			<5.0		mg/L				NC	30

Lab Sample ID: MB 680-827255/4 — **Client Sample ID: Method Blank**
Matrix: Water — **Prep Type: Total/NA**
Analysis Batch: 827255

Analyte	MB Result	MB Qualifier	RL	MDL	Unit	D	Prepared	Analyzed	Dil Fac
Total Alkalinity as CaCO3 to pH 4.5	<2.2		5.0	2.2	mg/L			03/12/24 17:13	1
Bicarbonate Alkalinity as CaCO3	<5.0		5.0	5.0	mg/L			03/12/24 17:13	1
Carbonate Alkalinity as CaCO3	<5.0		5.0	5.0	mg/L			03/12/24 17:13	1

Lab Sample ID: LCS 680-827255/6 — **Client Sample ID: Lab Control Sample**
Matrix: Water — **Prep Type: Total/NA**
Analysis Batch: 827255

Analyte			Spike Added	LCS Result	LCS Qualifier	Unit	D	%Rec	%Rec Limits		
Total Alkalinity as CaCO3 to pH 4.5			250	250		mg/L		100	90 - 112		

Lab Sample ID: LCSD 680-827255/20 — **Client Sample ID: Lab Control Sample Dup**
Matrix: Water — **Prep Type: Total/NA**
Analysis Batch: 827255

Analyte			Spike Added	LCSD Result	LCSD Qualifier	Unit	D	%Rec	%Rec Limits	RPD	RPD Limit
Total Alkalinity as CaCO3 to pH 4.5			250	250		mg/L		100	90 - 112	0	30

Method: 2320B-2011 - Alkalinity, Total (Continued)

Lab Sample ID: 680-247613-13 DU — **Client Sample ID: SCH-PAC-FD-8**
Matrix: Water — **Prep Type: Total/NA**
Analysis Batch: 827255

Analyte	Sample Result	Sample Qualifier		DU Result	DU Qualifier	Unit	D			RPD	RPD Limit
Total Alkalinity as CaCO3 to pH 4.5	45			43.5		mg/L				4	30
Bicarbonate Alkalinity as CaCO3	45			43.5		mg/L				4	30
Carbonate Alkalinity as CaCO3	<5.0			<5.0		mg/L				NC	30

Method: 2540C-2011 - Total Dissolved Solids (Dried at 180 °C)

Lab Sample ID: MB 680-826534/1 — **Client Sample ID: Method Blank**
Matrix: Water — **Prep Type: Total/NA**
Analysis Batch: 826534

Analyte	MB Result	MB Qualifier	RL	MDL	Unit	D	Prepared	Analyzed	Dil Fac
Total Dissolved Solids	<10		10	10	mg/L			03/08/24 11:37	1

Lab Sample ID: LCS 680-826534/2 — **Client Sample ID: Lab Control Sample**
Matrix: Water — **Prep Type: Total/NA**
Analysis Batch: 826534

Analyte			Spike Added	LCS Result	LCS Qualifier	Unit	D	%Rec	%Rec Limits		
Total Dissolved Solids			2410	2440		mg/L		101	80 - 120		

Lab Sample ID: LCSD 680-826534/3 — **Client Sample ID: Lab Control Sample Dup**
Matrix: Water — **Prep Type: Total/NA**
Analysis Batch: 826534

Analyte			Spike Added	LCSD Result	LCSD Qualifier	Unit	D	%Rec	%Rec Limits	RPD	RPD Limit
Total Dissolved Solids			2410	2440		mg/L		101	80 - 120	0	25

Lab Sample ID: 680-247500-A-5 DU — **Client Sample ID: Duplicate**
Matrix: Water — **Prep Type: Total/NA**
Analysis Batch: 826534

Analyte	Sample Result	Sample Qualifier		DU Result	DU Qualifier	Unit	D			RPD	RPD Limit
Total Dissolved Solids	240			248		mg/L				5	5

Lab Sample ID: 680-247500-A-6 DU — **Client Sample ID: Duplicate**
Matrix: Water — **Prep Type: Total/NA**
Analysis Batch: 826534

Analyte	Sample Result	Sample Qualifier		DU Result	DU Qualifier	Unit	D			RPD	RPD Limit
Total Dissolved Solids	200			194		mg/L				5	5

Lab Sample ID: MB 680-826824/1 — **Client Sample ID: Method Blank**
Matrix: Water — **Prep Type: Total/NA**
Analysis Batch: 826824

Analyte	MB Result	MB Qualifier	RL	MDL	Unit	D	Prepared	Analyzed	Dil Fac
Total Dissolved Solids	<10		10	10	mg/L			03/11/24 09:16	1

Method: 2540C-2011 - Total Dissolved Solids (Dried at 180 °C) (Continued)

Lab Sample ID: LCS 680-826824/2
Client Sample ID: Lab Control Sample
Matrix: Water
Prep Type: Total/NA
Analysis Batch: 826824

Analyte			Spike Added	LCS Result	LCS Qualifier	Unit	D	%Rec	%Rec Limits		
Total Dissolved Solids			2410	2460		mg/L		102	80 - 120		

Lab Sample ID: LCSD 680-826824/3
Client Sample ID: Lab Control Sample Dup
Matrix: Water
Prep Type: Total/NA
Analysis Batch: 826824

Analyte			Spike Added	LCSD Result	LCSD Qualifier	Unit	D	%Rec	%Rec Limits	RPD	RPD Limit
Total Dissolved Solids			2410	2440		mg/L		101	80 - 120	1	25

Lab Sample ID: 680-247671-B-3 DU
Client Sample ID: Duplicate
Matrix: Water
Prep Type: Total/NA
Analysis Batch: 826824

Analyte	Sample Result	Sample Qualifier		DU Result	DU Qualifier	Unit	D			RPD	RPD Limit
Total Dissolved Solids	16000			16500		mg/L				4	5

Lab Sample ID: 680-247671-B-4 DU
Client Sample ID: Duplicate
Matrix: Water
Prep Type: Total/NA
Analysis Batch: 826824

Analyte	Sample Result	Sample Qualifier		DU Result	DU Qualifier	Unit	D			RPD	RPD Limit
Total Dissolved Solids	18000			17600		mg/L				0	5

QC Association Summary

Client: Southern Company
Project/Site: CCR - Plant Scherer PAC Ash Cell

Job ID: 680-247613-1

HPLC/IC

Analysis Batch: 828129

Lab Sample ID	Client Sample ID	Prep Type	Matrix	Method	Prep Batch
680-247613-1	SCH-PAC-EB-8	Total/NA	Water	300.0-1993 R2.1	
680-247613-2	SCH-GWA-46	Total/NA	Water	300.0-1993 R2.1	
680-247613-4	SCH-GWA-22	Total/NA	Water	300.0-1993 R2.1	
680-247613-5	SCH-PAC-FB-7	Total/NA	Water	300.0-1993 R2.1	
680-247613-6	SCH-GWA-47	Total/NA	Water	300.0-1993 R2.1	
680-247613-8	SCH-PAC-FD-7	Total/NA	Water	300.0-1993 R2.1	
680-247613-9	SCH-PAC-FB-8	Total/NA	Water	300.0-1993 R2.1	
680-247613-10	SCH-GWC-51	Total/NA	Water	300.0-1993 R2.1	
680-247613-11	SCH-GWA-48	Total/NA	Water	300.0-1993 R2.1	
680-247613-13	SCH-PAC-FD-8	Total/NA	Water	300.0-1993 R2.1	
680-247613-14	SCH-GWC-50	Total/NA	Water	300.0-1993 R2.1	
680-247613-15	SCH-GWA-49	Total/NA	Water	300.0-1993 R2.1	
680-247613-16	SCH-GWC-29	Total/NA	Water	300.0-1993 R2.1	
MB 680-828129/43	Method Blank	Total/NA	Water	300.0-1993 R2.1	
LCS 680-828129/44	Lab Control Sample	Total/NA	Water	300.0-1993 R2.1	
LCSD 680-828129/45	Lab Control Sample Dup	Total/NA	Water	300.0-1993 R2.1	
680-247613-14 MS	SCH-GWC-50	Total/NA	Water	300.0-1993 R2.1	
680-247613-14 MSD	SCH-GWC-50	Total/NA	Water	300.0-1993 R2.1	

Analysis Batch: 828220

Lab Sample ID	Client Sample ID	Prep Type	Matrix	Method	Prep Batch
680-247613-3	SCH-GWA-45	Total/NA	Water	300.0-1993 R2.1	
680-247613-7	SCH-GWC-53	Total/NA	Water	300.0-1993 R2.1	
680-247613-12	SCH-GWC-52	Total/NA	Water	300.0-1993 R2.1	
MB 680-828220/73	Method Blank	Total/NA	Water	300.0-1993 R2.1	
LCS 680-828220/74	Lab Control Sample	Total/NA	Water	300.0-1993 R2.1	
LCSD 680-828220/75	Lab Control Sample Dup	Total/NA	Water	300.0-1993 R2.1	
680-247639-E-7 MS	Matrix Spike	Total/NA	Water	300.0-1993 R2.1	
680-247639-E-7 MSD	Matrix Spike Duplicate	Total/NA	Water	300.0-1993 R2.1	

Analysis Batch: 828229

Lab Sample ID	Client Sample ID	Prep Type	Matrix	Method	Prep Batch
680-247613-8	SCH-PAC-FD-7	Total/NA	Water	300.0-1993 R2.1	
680-247613-13	SCH-PAC-FD-8	Total/NA	Water	300.0-1993 R2.1	
MB 680-828229/2	Method Blank	Total/NA	Water	300.0-1993 R2.1	
LCS 680-828229/4	Lab Control Sample	Total/NA	Water	300.0-1993 R2.1	
LCSD 680-828229/5	Lab Control Sample Dup	Total/NA	Water	300.0-1993 R2.1	
680-247563-C-3 MS	Matrix Spike	Total/NA	Water	300.0-1993 R2.1	
680-247563-C-3 MSD	Matrix Spike Duplicate	Total/NA	Water	300.0-1993 R2.1	

Metals

Prep Batch: 826197

Lab Sample ID	Client Sample ID	Prep Type	Matrix	Method	Prep Batch
680-247613-1	SCH-PAC-EB-8	Total Recoverable	Water	3005A	
680-247613-2	SCH-GWA-46	Total Recoverable	Water	3005A	
680-247613-3	SCH-GWA-45	Total Recoverable	Water	3005A	
680-247613-4	SCH-GWA-22	Total Recoverable	Water	3005A	
680-247613-13	SCH-PAC-FD-8	Total Recoverable	Water	3005A	
680-247613-14	SCH-GWC-50	Total Recoverable	Water	3005A	
680-247613-15	SCH-GWA-49	Total Recoverable	Water	3005A	

Metals (Continued)

Prep Batch: 826197 (Continued)

Lab Sample ID	Client Sample ID	Prep Type	Matrix	Method	Prep Batch
680-247613-16	SCH-GWC-29	Total Recoverable	Water	3005A	
MB 680-826197/1-A	Method Blank	Total Recoverable	Water	3005A	
LCS 680-826197/2-A	Lab Control Sample	Total Recoverable	Water	3005A	
680-247545-I-1-E MS	Matrix Spike	Total Recoverable	Water	3005A	
680-247545-I-1-F MSD	Matrix Spike Duplicate	Total Recoverable	Water	3005A	

Prep Batch: 826198

Lab Sample ID	Client Sample ID	Prep Type	Matrix	Method	Prep Batch
680-247613-5	SCH-PAC-FB-7	Total Recoverable	Water	3005A	
680-247613-6	SCH-GWA-47	Total Recoverable	Water	3005A	
680-247613-7	SCH-GWC-53	Total Recoverable	Water	3005A	
680-247613-8	SCH-PAC-FD-7	Total Recoverable	Water	3005A	
680-247613-9	SCH-PAC-FB-8	Total Recoverable	Water	3005A	
680-247613-10	SCH-GWC-51	Total Recoverable	Water	3005A	
680-247613-11	SCH-GWA-48	Total Recoverable	Water	3005A	
680-247613-12	SCH-GWC-52	Total Recoverable	Water	3005A	
MB 680-826198/1-A	Method Blank	Total Recoverable	Water	3005A	
LCS 680-826198/2-A	Lab Control Sample	Total Recoverable	Water	3005A	
680-247613-11 MS	SCH-GWA-48	Total Recoverable	Water	3005A	
680-247613-11 MSD	SCH-GWA-48	Total Recoverable	Water	3005A	

Analysis Batch: 826421

Lab Sample ID	Client Sample ID	Prep Type	Matrix	Method	Prep Batch
680-247613-1	SCH-PAC-EB-8	Total Recoverable	Water	6020B	826197
680-247613-2	SCH-GWA-46	Total Recoverable	Water	6020B	826197
680-247613-3	SCH-GWA-45	Total Recoverable	Water	6020B	826197
680-247613-4	SCH-GWA-22	Total Recoverable	Water	6020B	826197
680-247613-5	SCH-PAC-FB-7	Total Recoverable	Water	6020B	826198
680-247613-6	SCH-GWA-47	Total Recoverable	Water	6020B	826198
680-247613-7	SCH-GWC-53	Total Recoverable	Water	6020B	826198
680-247613-8	SCH-PAC-FD-7	Total Recoverable	Water	6020B	826198
680-247613-9	SCH-PAC-FB-8	Total Recoverable	Water	6020B	826198
680-247613-10	SCH-GWC-51	Total Recoverable	Water	6020B	826198
680-247613-11	SCH-GWA-48	Total Recoverable	Water	6020B	826198
680-247613-12	SCH-GWC-52	Total Recoverable	Water	6020B	826198
680-247613-13	SCH-PAC-FD-8	Total Recoverable	Water	6020B	826197
680-247613-14	SCH-GWC-50	Total Recoverable	Water	6020B	826197
680-247613-15	SCH-GWA-49	Total Recoverable	Water	6020B	826197
680-247613-16	SCH-GWC-29	Total Recoverable	Water	6020B	826197
MB 680-826197/1-A	Method Blank	Total Recoverable	Water	6020B	826197
MB 680-826198/1-A	Method Blank	Total Recoverable	Water	6020B	826198
LCS 680-826197/2-A	Lab Control Sample	Total Recoverable	Water	6020B	826197
LCS 680-826198/2-A	Lab Control Sample	Total Recoverable	Water	6020B	826198
680-247545-I-1-E MS	Matrix Spike	Total Recoverable	Water	6020B	826197
680-247545-I-1-F MSD	Matrix Spike Duplicate	Total Recoverable	Water	6020B	826197
680-247613-11 MS	SCH-GWA-48	Total Recoverable	Water	6020B	826198
680-247613-11 MSD	SCH-GWA-48	Total Recoverable	Water	6020B	826198

Prep Batch: 826752

Lab Sample ID	Client Sample ID	Prep Type	Matrix	Method	Prep Batch
680-247613-1	SCH-PAC-EB-8	Total/NA	Water	7470A	

Metals (Continued)

Prep Batch: 826752 (Continued)

Lab Sample ID	Client Sample ID	Prep Type	Matrix	Method	Prep Batch
680-247613-2	SCH-GWA-46	Total/NA	Water	7470A	
680-247613-3	SCH-GWA-45	Total/NA	Water	7470A	
680-247613-4	SCH-GWA-22	Total/NA	Water	7470A	
680-247613-5	SCH-PAC-FB-7	Total/NA	Water	7470A	
680-247613-6	SCH-GWA-47	Total/NA	Water	7470A	
680-247613-7	SCH-GWC-53	Total/NA	Water	7470A	
680-247613-8	SCH-PAC-FD-7	Total/NA	Water	7470A	
MB 680-826752/1-A	Method Blank	Total/NA	Water	7470A	
LCS 680-826752/2-A	Lab Control Sample	Total/NA	Water	7470A	
680-247656-A-3-G MS	Matrix Spike	Total/NA	Water	7470A	
680-247656-A-3-H MSD	Matrix Spike Duplicate	Total/NA	Water	7470A	

Analysis Batch: 827074

Lab Sample ID	Client Sample ID	Prep Type	Matrix	Method	Prep Batch
680-247613-1	SCH-PAC-EB-8	Total/NA	Water	7470A	826752
680-247613-2	SCH-GWA-46	Total/NA	Water	7470A	826752
680-247613-3	SCH-GWA-45	Total/NA	Water	7470A	826752
680-247613-4	SCH-GWA-22	Total/NA	Water	7470A	826752
680-247613-5	SCH-PAC-FB-7	Total/NA	Water	7470A	826752
680-247613-6	SCH-GWA-47	Total/NA	Water	7470A	826752
680-247613-7	SCH-GWC-53	Total/NA	Water	7470A	826752
680-247613-8	SCH-PAC-FD-7	Total/NA	Water	7470A	826752
MB 680-826752/1-A	Method Blank	Total/NA	Water	7470A	826752
LCS 680-826752/2-A	Lab Control Sample	Total/NA	Water	7470A	826752
680-247656-A-3-G MS	Matrix Spike	Total/NA	Water	7470A	826752
680-247656-A-3-H MSD	Matrix Spike Duplicate	Total/NA	Water	7470A	826752

Prep Batch: 827309

Lab Sample ID	Client Sample ID	Prep Type	Matrix	Method	Prep Batch
680-247613-9	SCH-PAC-FB-8	Total/NA	Water	7470A	
680-247613-10	SCH-GWC-51	Total/NA	Water	7470A	
680-247613-11	SCH-GWA-48	Total/NA	Water	7470A	
680-247613-12	SCH-GWC-52	Total/NA	Water	7470A	
680-247613-13	SCH-PAC-FD-8	Total/NA	Water	7470A	
680-247613-14	SCH-GWC-50	Total/NA	Water	7470A	
680-247613-15	SCH-GWA-49	Total/NA	Water	7470A	
680-247613-16	SCH-GWC-29	Total/NA	Water	7470A	
MB 680-827309/1-A	Method Blank	Total/NA	Water	7470A	
LCS 680-827309/2-A	Lab Control Sample	Total/NA	Water	7470A	
680-247617-C-7-E MS	Matrix Spike	Total/NA	Water	7470A	
680-247617-D-7-D MSD	Matrix Spike Duplicate	Total/NA	Water	7470A	

Analysis Batch: 827594

Lab Sample ID	Client Sample ID	Prep Type	Matrix	Method	Prep Batch
680-247613-9	SCH-PAC-FB-8	Total/NA	Water	7470A	827309
680-247613-10	SCH-GWC-51	Total/NA	Water	7470A	827309
680-247613-11	SCH-GWA-48	Total/NA	Water	7470A	827309
680-247613-12	SCH-GWC-52	Total/NA	Water	7470A	827309
680-247613-13	SCH-PAC-FD-8	Total/NA	Water	7470A	827309
680-247613-14	SCH-GWC-50	Total/NA	Water	7470A	827309
680-247613-15	SCH-GWA-49	Total/NA	Water	7470A	827309

Metals (Continued)

Analysis Batch: 827594 (Continued)

Lab Sample ID	Client Sample ID	Prep Type	Matrix	Method	Prep Batch
680-247613-16	SCH-GWC-29	Total/NA	Water	7470A	827309
MB 680-827309/1-A	Method Blank	Total/NA	Water	7470A	827309
LCS 680-827309/2-A	Lab Control Sample	Total/NA	Water	7470A	827309
680-247617-C-7-E MS	Matrix Spike	Total/NA	Water	7470A	827309
680-247617-D-7-D MSD	Matrix Spike Duplicate	Total/NA	Water	7470A	827309

General Chemistry

Analysis Batch: 826534

Lab Sample ID	Client Sample ID	Prep Type	Matrix	Method	Prep Batch
680-247613-1	SCH-PAC-EB-8	Total/NA	Water	2540C-2011	
680-247613-2	SCH-GWA-46	Total/NA	Water	2540C-2011	
680-247613-3	SCH-GWA-45	Total/NA	Water	2540C-2011	
680-247613-4	SCH-GWA-22	Total/NA	Water	2540C-2011	
680-247613-5	SCH-PAC-FB-7	Total/NA	Water	2540C-2011	
680-247613-6	SCH-GWA-47	Total/NA	Water	2540C-2011	
680-247613-7	SCH-GWC-53	Total/NA	Water	2540C-2011	
MB 680-826534/1	Method Blank	Total/NA	Water	2540C-2011	
LCS 680-826534/2	Lab Control Sample	Total/NA	Water	2540C-2011	
LCSD 680-826534/3	Lab Control Sample Dup	Total/NA	Water	2540C-2011	
680-247500-A-5 DU	Duplicate	Total/NA	Water	2540C-2011	
680-247500-A-6 DU	Duplicate	Total/NA	Water	2540C-2011	

Analysis Batch: 826824

Lab Sample ID	Client Sample ID	Prep Type	Matrix	Method	Prep Batch
680-247613-8	SCH-PAC-FD-7	Total/NA	Water	2540C-2011	
680-247613-9	SCH-PAC-FB-8	Total/NA	Water	2540C-2011	
680-247613-10	SCH-GWC-51	Total/NA	Water	2540C-2011	
680-247613-11	SCH-GWA-48	Total/NA	Water	2540C-2011	
680-247613-12	SCH-GWC-52	Total/NA	Water	2540C-2011	
680-247613-13	SCH-PAC-FD-8	Total/NA	Water	2540C-2011	
680-247613-14	SCH-GWC-50	Total/NA	Water	2540C-2011	
680-247613-15	SCH-GWA-49	Total/NA	Water	2540C-2011	
680-247613-16	SCH-GWC-29	Total/NA	Water	2540C-2011	
MB 680-826824/1	Method Blank	Total/NA	Water	2540C-2011	
LCS 680-826824/2	Lab Control Sample	Total/NA	Water	2540C-2011	
LCSD 680-826824/3	Lab Control Sample Dup	Total/NA	Water	2540C-2011	
680-247671-B-3 DU	Duplicate	Total/NA	Water	2540C-2011	
680-247671-B-4 DU	Duplicate	Total/NA	Water	2540C-2011	

Analysis Batch: 827052

Lab Sample ID	Client Sample ID	Prep Type	Matrix	Method	Prep Batch
680-247613-1	SCH-PAC-EB-8	Total/NA	Water	2320B-2011	
680-247613-3	SCH-GWA-45	Total/NA	Water	2320B-2011	
MB 680-827052/4	Method Blank	Total/NA	Water	2320B-2011	
LCS 680-827052/6	Lab Control Sample	Total/NA	Water	2320B-2011	
LCSD 680-827052/31	Lab Control Sample Dup	Total/NA	Water	2320B-2011	
680-247591-I-1 DU	Duplicate	Total/NA	Water	2320B-2011	

QC Association Summary

Client: Southern Company
Project/Site: CCR - Plant Scherer PAC Ash Cell

Job ID: 680-247613-1

General Chemistry

Analysis Batch: 827059

Lab Sample ID	Client Sample ID	Prep Type	Matrix	Method	Prep Batch
680-247613-2	SCH-GWA-46	Total/NA	Water	2320B-2011	
680-247613-4	SCH-GWA-22	Total/NA	Water	2320B-2011	
680-247613-5	SCH-PAC-FB-7	Total/NA	Water	2320B-2011	
680-247613-6	SCH-GWA-47	Total/NA	Water	2320B-2011	
680-247613-7	SCH-GWC-53	Total/NA	Water	2320B-2011	
680-247613-8	SCH-PAC-FD-7	Total/NA	Water	2320B-2011	
680-247613-9	SCH-PAC-FB-8	Total/NA	Water	2320B-2011	
MB 680-827059/4	Method Blank	Total/NA	Water	2320B-2011	
LCS 680-827059/6	Lab Control Sample	Total/NA	Water	2320B-2011	
LCSD 680-827059/31	Lab Control Sample Dup	Total/NA	Water	2320B-2011	
680-247613-5 DU	SCH-PAC-FB-7	Total/NA	Water	2320B-2011	

Analysis Batch: 827255

Lab Sample ID	Client Sample ID	Prep Type	Matrix	Method	Prep Batch
680-247613-10	SCH-GWC-51	Total/NA	Water	2320B-2011	
680-247613-11	SCH-GWA-48	Total/NA	Water	2320B-2011	
680-247613-12	SCH-GWC-52	Total/NA	Water	2320B-2011	
680-247613-13	SCH-PAC-FD-8	Total/NA	Water	2320B-2011	
680-247613-14	SCH-GWC-50	Total/NA	Water	2320B-2011	
680-247613-15	SCH-GWA-49	Total/NA	Water	2320B-2011	
680-247613-16	SCH-GWC-29	Total/NA	Water	2320B-2011	
MB 680-827255/4	Method Blank	Total/NA	Water	2320B-2011	
LCS 680-827255/6	Lab Control Sample	Total/NA	Water	2320B-2011	
LCSD 680-827255/20	Lab Control Sample Dup	Total/NA	Water	2320B-2011	
680-247613-13 DU	SCH-PAC-FD-8	Total/NA	Water	2320B-2011	

Lab Chronicle

Client: Southern Company
Project/Site: CCR - Plant Scherer PAC Ash Cell

Job ID: 680-247613-1

Client Sample ID: SCH-PAC-EB-8

Lab Sample ID: 680-247613-1

Date Collected: 03/04/24 10:18
Matrix: Water
Date Received: 03/06/24 10:17

Prep Type	Batch Type	Batch Method	Run	Dil Factor	Initial Amount	Final Amount	Batch Number	Prepared or Analyzed	Analyst	Lab
Total/NA	Analysis	300.0-1993 R2.1		1	2 mL	2 mL	828129	03/18/24 16:46	UI	EET SAV
	Instrument ID:	CICR								
Total Recoverable	Prep	3005A			25 mL	125 mL	826197	03/07/24 07:33	RR	EET SAV
Total Recoverable	Analysis	6020B		1			826421	03/07/24 19:40	BWR	EET SAV
	Instrument ID:	ICPMSD								
Total/NA	Prep	7470A			50 mL	50 mL	826752	03/10/24 15:01	DW	EET SAV
Total/NA	Analysis	7470A		1			827074	03/11/24 16:46	DW	EET SAV
	Instrument ID:	QuickTrace2								
Total/NA	Analysis	2320B-2011		1			827052	03/08/24 15:04	DR	EET SAV
	Instrument ID:	MANTECH 2								
Total/NA	Analysis	2540C-2011		1	200 mL	200 mL	826534	03/08/24 11:37	PG	EET SAV
	Instrument ID:	NOEQUIP								

Client Sample ID: SCH-GWA-46

Lab Sample ID: 680-247613-2

Date Collected: 03/04/24 11:57
Matrix: Water
Date Received: 03/06/24 10:17

Prep Type	Batch Type	Batch Method	Run	Dil Factor	Initial Amount	Final Amount	Batch Number	Prepared or Analyzed	Analyst	Lab
Total/NA	Analysis	300.0-1993 R2.1		1	2 mL	2 mL	828129	03/18/24 16:53	UI	EET SAV
	Instrument ID:	CICR								
Total Recoverable	Prep	3005A			25 mL	125 mL	826197	03/07/24 07:33	RR	EET SAV
Total Recoverable	Analysis	6020B		1			826421	03/07/24 18:40	BWR	EET SAV
	Instrument ID:	ICPMSD								
Total/NA	Prep	7470A			50 mL	50 mL	826752	03/10/24 15:01	DW	EET SAV
Total/NA	Analysis	7470A		1			827074	03/11/24 16:48	DW	EET SAV
	Instrument ID:	QuickTrace2								
Total/NA	Analysis	2320B-2011		1			827059	03/08/24 17:29	DR	EET SAV
	Instrument ID:	MANTECH 2								
Total/NA	Analysis	2540C-2011		1	200 mL	200 mL	826534	03/08/24 11:37	PG	EET SAV
	Instrument ID:	NOEQUIP								

Client Sample ID: SCH-GWA-45

Lab Sample ID: 680-247613-3

Date Collected: 03/04/24 11:50
Matrix: Water
Date Received: 03/06/24 10:17

Prep Type	Batch Type	Batch Method	Run	Dil Factor	Initial Amount	Final Amount	Batch Number	Prepared or Analyzed	Analyst	Lab
Total/NA	Analysis	300.0-1993 R2.1		5	2 mL	2 mL	828220	03/18/24 22:24	GE	EET SAV
	Instrument ID:	CICR								
Total Recoverable	Prep	3005A			25 mL	125 mL	826197	03/07/24 07:33	RR	EET SAV
Total Recoverable	Analysis	6020B		1			826421	03/07/24 19:17	BWR	EET SAV
	Instrument ID:	ICPMSD								
Total/NA	Prep	7470A			50 mL	50 mL	826752	03/10/24 15:01	DW	EET SAV
Total/NA	Analysis	7470A		1			827074	03/11/24 16:50	DW	EET SAV
	Instrument ID:	QuickTrace2								

Lab Chronicle

Client: Southern Company
Project/Site: CCR - Plant Scherer PAC Ash Cell

Job ID: 680-247613-1

Client Sample ID: SCH-GWA-45

Lab Sample ID: 680-247613-3

Date Collected: 03/04/24 11:50
Date Received: 03/06/24 10:17

Matrix: Water

Prep Type	Batch Type	Batch Method	Run	Dil Factor	Initial Amount	Final Amount	Batch Number	Prepared or Analyzed	Analyst	Lab
Total/NA	Analysis	2320B-2011		1			827052	03/08/24 14:59	DR	EET SAV
Total/NA	Analysis	2540C-2011		1	50 mL	200 mL	826534	03/08/24 11:37	PG	EET SAV
	Instrument ID:	NOEQUIP								

Client Sample ID: SCH-GWA-22

Lab Sample ID: 680-247613-4

Date Collected: 03/04/24 12:08
Date Received: 03/06/24 10:17

Matrix: Water

Prep Type	Batch Type	Batch Method	Run	Dil Factor	Initial Amount	Final Amount	Batch Number	Prepared or Analyzed	Analyst	Lab
Total/NA	Analysis	300.0-1993 R2.1		1	2 mL	2 mL	828129	03/18/24 16:59	UI	EET SAV
	Instrument ID:	CICR								
Total Recoverable	Prep	3005A			25 mL	125 mL	826197	03/07/24 07:33	RR	EET SAV
Total Recoverable	Analysis	6020B		1			826421	03/07/24 19:20	BWR	EET SAV
	Instrument ID:	ICPMSD								
Total/NA	Prep	7470A			50 mL	50 mL	826752	03/10/24 15:01	DW	EET SAV
Total/NA	Analysis	7470A		1			827074	03/11/24 16:56	DW	EET SAV
	Instrument ID:	QuickTrace2								
Total/NA	Analysis	2320B-2011		1			827059	03/08/24 17:21	DR	EET SAV
	Instrument ID:	MANTECH 2								
Total/NA	Analysis	2540C-2011		1	200 mL	200 mL	826534	03/08/24 11:37	PG	EET SAV
	Instrument ID:	NOEQUIP								

Client Sample ID: SCH-PAC-FB-7

Lab Sample ID: 680-247613-5

Date Collected: 03/04/24 11:40
Date Received: 03/06/24 10:17

Matrix: Water

Prep Type	Batch Type	Batch Method	Run	Dil Factor	Initial Amount	Final Amount	Batch Number	Prepared or Analyzed	Analyst	Lab
Total/NA	Analysis	300.0-1993 R2.1		1	2 mL	2 mL	828129	03/18/24 17:06	UI	EET SAV
	Instrument ID:	CICR								
Total Recoverable	Prep	3005A			25 mL	125 mL	826198	03/07/24 07:43	RR	EET SAV
Total Recoverable	Analysis	6020B		1			826421	03/07/24 17:03	BWR	EET SAV
	Instrument ID:	ICPMSD								
Total/NA	Prep	7470A			50 mL	50 mL	826752	03/10/24 15:01	DW	EET SAV
Total/NA	Analysis	7470A		1			827074	03/11/24 16:58	DW	EET SAV
	Instrument ID:	QuickTrace2								
Total/NA	Analysis	2320B-2011		1			827059	03/08/24 17:06	DR	EET SAV
	Instrument ID:	MANTECH 2								
Total/NA	Analysis	2540C-2011		1	200 mL	200 mL	826534	03/08/24 11:37	PG	EET SAV
	Instrument ID:	NOEQUIP								

Lab Chronicle

Client: Southern Company
Project/Site: CCR - Plant Scherer PAC Ash Cell

Job ID: 680-247613-1

Client Sample ID: SCH-GWA-47

Lab Sample ID: 680-247613-6

Date Collected: 03/04/24 12:59
Matrix: Water
Date Received: 03/06/24 10:17

Prep Type	Batch Type	Batch Method	Run	Dil Factor	Initial Amount	Final Amount	Batch Number	Prepared or Analyzed	Analyst	Lab
Total/NA	Analysis	300.0-1993 R2.1		1	2 mL	2 mL	828129	03/18/24 17:12	UI	EET SAV
	Instrument ID:	CICR								
Total Recoverable	Prep	3005A			25 mL	125 mL	826198	03/07/24 07:43	RR	EET SAV
Total Recoverable	Analysis	6020B		1			826421	03/07/24 17:06	BWR	EET SAV
	Instrument ID:	ICPMSD								
Total/NA	Prep	7470A			50 mL	50 mL	826752	03/10/24 15:01	DW	EET SAV
Total/NA	Analysis	7470A		1			827074	03/11/24 17:07	DW	EET SAV
	Instrument ID:	QuickTrace2								
Total/NA	Analysis	2320B-2011		1			827059	03/08/24 17:37	DR	EET SAV
	Instrument ID:	MANTECH 2								
Total/NA	Analysis	2540C-2011		1	200 mL	200 mL	826534	03/08/24 11:37	PG	EET SAV
	Instrument ID:	NOEQUIP								

Client Sample ID: SCH-GWC-53

Lab Sample ID: 680-247613-7

Date Collected: 03/04/24 12:57
Matrix: Water
Date Received: 03/06/24 10:17

Prep Type	Batch Type	Batch Method	Run	Dil Factor	Initial Amount	Final Amount	Batch Number	Prepared or Analyzed	Analyst	Lab
Total/NA	Analysis	300.0-1993 R2.1		5	2 mL	2 mL	828220	03/18/24 22:31	GE	EET SAV
	Instrument ID:	CICR								
Total Recoverable	Prep	3005A			25 mL	125 mL	826198	03/07/24 07:43	RR	EET SAV
Total Recoverable	Analysis	6020B		1			826421	03/07/24 17:09	BWR	EET SAV
	Instrument ID:	ICPMSD								
Total/NA	Prep	7470A			50 mL	50 mL	826752	03/10/24 15:01	DW	EET SAV
Total/NA	Analysis	7470A		1			827074	03/11/24 17:09	DW	EET SAV
	Instrument ID:	QuickTrace2								
Total/NA	Analysis	2320B-2011		1			827059	03/08/24 18:01	DR	EET SAV
	Instrument ID:	MANTECH 2								
Total/NA	Analysis	2540C-2011		1	50 mL	200 mL	826534	03/08/24 11:37	PG	EET SAV
	Instrument ID:	NOEQUIP								

Client Sample ID: SCH-PAC-FD-7

Lab Sample ID: 680-247613-8

Date Collected: 03/04/24 00:00
Matrix: Water
Date Received: 03/06/24 10:17

Prep Type	Batch Type	Batch Method	Run	Dil Factor	Initial Amount	Final Amount	Batch Number	Prepared or Analyzed	Analyst	Lab
Total/NA	Analysis	300.0-1993 R2.1		1	2 mL	2 mL	828129	03/18/24 17:19	UI	EET SAV
	Instrument ID:	CICR								
Total/NA	Analysis	300.0-1993 R2.1		10	2 mL	2 mL	828229	03/19/24 15:10	GE	EET SAV
	Instrument ID:	CICR								
Total Recoverable	Prep	3005A			25 mL	125 mL	826198	03/07/24 07:43	RR	EET SAV
Total Recoverable	Analysis	6020B		1			826421	03/07/24 17:18	BWR	EET SAV
	Instrument ID:	ICPMSD								

Lab Chronicle

Client: Southern Company
Project/Site: CCR - Plant Scherer PAC Ash Cell

Job ID: 680-247613-1

Client Sample ID: SCH-PAC-FD-7

Lab Sample ID: 680-247613-8

Date Collected: 03/04/24 00:00
Matrix: Water
Date Received: 03/06/24 10:17

Prep Type	Batch Type	Batch Method	Run	Dil Factor	Initial Amount	Final Amount	Batch Number	Prepared or Analyzed	Analyst	Lab
Total/NA	Prep	7470A			50 mL	50 mL	826752	03/10/24 15:01	DW	EET SAV
Total/NA	Analysis	7470A		1			827074	03/11/24 17:11	DW	EET SAV
	Instrument ID:	QuickTrace2								
Total/NA	Analysis	2320B-2011		1			827059	03/08/24 18:08	DR	EET SAV
	Instrument ID:	MANTECH 2								
Total/NA	Analysis	2540C-2011		1	50 mL	200 mL	826824	03/11/24 09:16	AS	EET SAV
	Instrument ID:	NOEQUIP								

Client Sample ID: SCH-PAC-FB-8

Lab Sample ID: 680-247613-9

Date Collected: 03/04/24 13:10
Matrix: Water
Date Received: 03/06/24 10:17

Prep Type	Batch Type	Batch Method	Run	Dil Factor	Initial Amount	Final Amount	Batch Number	Prepared or Analyzed	Analyst	Lab
Total/NA	Analysis	300.0-1993 R2.1		1	2 mL	2 mL	828129	03/18/24 18:24	UI	EET SAV
	Instrument ID:	CICR								
Total Recoverable	Prep	3005A			25 mL	125 mL	826198	03/07/24 07:43	RR	EET SAV
Total Recoverable	Analysis	6020B		1			826421	03/07/24 17:00	BWR	EET SAV
	Instrument ID:	ICPMSD								
Total/NA	Prep	7470A			50 mL	50 mL	827309	03/13/24 11:18	DW	EET SAV
Total/NA	Analysis	7470A		1			827594	03/13/24 16:35	DW	EET SAV
	Instrument ID:	QuickTrace2								
Total/NA	Analysis	2320B-2011		1			827059	03/08/24 18:13	DR	EET SAV
	Instrument ID:	MANTECH 2								
Total/NA	Analysis	2540C-2011		1	200 mL	200 mL	826824	03/11/24 09:16	AS	EET SAV
	Instrument ID:	NOEQUIP								

Client Sample ID: SCH-GWC-51

Lab Sample ID: 680-247613-10

Date Collected: 03/04/24 13:42
Matrix: Water
Date Received: 03/06/24 10:17

Prep Type	Batch Type	Batch Method	Run	Dil Factor	Initial Amount	Final Amount	Batch Number	Prepared or Analyzed	Analyst	Lab
Total/NA	Analysis	300.0-1993 R2.1		1	2 mL	2 mL	828129	03/18/24 17:25	UI	EET SAV
	Instrument ID:	CICR								
Total Recoverable	Prep	3005A			25 mL	125 mL	826198	03/07/24 07:43	RR	EET SAV
Total Recoverable	Analysis	6020B		1			826421	03/07/24 17:20	BWR	EET SAV
	Instrument ID:	ICPMSD								
Total/NA	Prep	7470A			50 mL	50 mL	827309	03/13/24 11:18	DW	EET SAV
Total/NA	Analysis	7470A		1			827594	03/13/24 16:37	DW	EET SAV
	Instrument ID:	QuickTrace2								
Total/NA	Analysis	2320B-2011		1			827255	03/12/24 18:38	DR	EET SAV
	Instrument ID:	MANTECH 2								
Total/NA	Analysis	2540C-2011		1	200 mL	200 mL	826824	03/11/24 09:16	AS	EET SAV
	Instrument ID:	NOEQUIP								

Lab Chronicle

Client: Southern Company
Project/Site: CCR - Plant Scherer PAC Ash Cell

Job ID: 680-247613-1

Client Sample ID: SCH-GWA-48

Lab Sample ID: 680-247613-11

Date Collected: 03/04/24 13:57
Matrix: Water
Date Received: 03/06/24 10:17

Prep Type	Batch Type	Batch Method	Run	Dil Factor	Initial Amount	Final Amount	Batch Number	Prepared or Analyzed	Analyst	Lab
Total/NA	Analysis	300.0-1993 R2.1		1	2 mL	2 mL	828129	03/18/24 17:32	UI	EET SAV
	Instrument ID:	CICR								
Total Recoverable	Prep	3005A			25 mL	125 mL	826198	03/07/24 07:43	RR	EET SAV
Total Recoverable	Analysis	6020B		1			826421	03/07/24 16:49	BWR	EET SAV
	Instrument ID:	ICPMSD								
Total/NA	Prep	7470A			50 mL	50 mL	827309	03/13/24 11:18	DW	EET SAV
Total/NA	Analysis	7470A		1			827594	03/13/24 16:39	DW	EET SAV
	Instrument ID:	QuickTrace2								
Total/NA	Analysis	2320B-2011		1			827255	03/12/24 18:12	DR	EET SAV
	Instrument ID:	MANTECH 2								
Total/NA	Analysis	2540C-2011		1	200 mL	200 mL	826824	03/11/24 09:16	AS	EET SAV
	Instrument ID:	NOEQUIP								

Client Sample ID: SCH-GWC-52

Lab Sample ID: 680-247613-12

Date Collected: 03/04/24 14:25
Matrix: Water
Date Received: 03/06/24 10:17

Prep Type	Batch Type	Batch Method	Run	Dil Factor	Initial Amount	Final Amount	Batch Number	Prepared or Analyzed	Analyst	Lab
Total/NA	Analysis	300.0-1993 R2.1		2	2 mL	2 mL	828220	03/18/24 22:11	GE	EET SAV
	Instrument ID:	CICR								
Total Recoverable	Prep	3005A			25 mL	125 mL	826198	03/07/24 07:43	RR	EET SAV
Total Recoverable	Analysis	6020B		1			826421	03/07/24 16:58	BWR	EET SAV
	Instrument ID:	ICPMSD								
Total/NA	Prep	7470A			50 mL	50 mL	827309	03/13/24 11:18	DW	EET SAV
Total/NA	Analysis	7470A		1			827594	03/13/24 16:41	DW	EET SAV
	Instrument ID:	QuickTrace2								
Total/NA	Analysis	2320B-2011		1			827255	03/12/24 18:04	DR	EET SAV
	Instrument ID:	MANTECH 2								
Total/NA	Analysis	2540C-2011		1	50 mL	200 mL	826824	03/11/24 09:16	AS	EET SAV
	Instrument ID:	NOEQUIP								

Client Sample ID: SCH-PAC-FD-8

Lab Sample ID: 680-247613-13

Date Collected: 03/04/24 00:00
Matrix: Water
Date Received: 03/06/24 10:17

Prep Type	Batch Type	Batch Method	Run	Dil Factor	Initial Amount	Final Amount	Batch Number	Prepared or Analyzed	Analyst	Lab
Total/NA	Analysis	300.0-1993 R2.1		1	2 mL	2 mL	828129	03/18/24 18:17	UI	EET SAV
	Instrument ID:	CICR								
Total/NA	Analysis	300.0-1993 R2.1		5	2 mL	2 mL	828229	03/19/24 14:59	GE	EET SAV
	Instrument ID:	CICR								
Total Recoverable	Prep	3005A			25 mL	125 mL	826197	03/07/24 07:33	RR	EET SAV
Total Recoverable	Analysis	6020B		1			826421	03/07/24 19:26	BWR	EET SAV
	Instrument ID:	ICPMSD								

Lab Chronicle

Client: Southern Company
Project/Site: CCR - Plant Scherer PAC Ash Cell

Job ID: 680-247613-1

Client Sample ID: SCH-PAC-FD-8

Lab Sample ID: 680-247613-13

Date Collected: 03/04/24 00:00
Matrix: Water
Date Received: 03/06/24 10:17

Prep Type	Batch Type	Batch Method	Run	Dil Factor	Initial Amount	Final Amount	Batch Number	Prepared or Analyzed	Analyst	Lab
Total/NA	Prep	7470A			50 mL	50 mL	827309	03/13/24 11:18	DW	EET SAV
Total/NA	Analysis	7470A		1			827594	03/13/24 16:43	DW	EET SAV
	Instrument ID:	QuickTrace2								
Total/NA	Analysis	2320B-2011		1			827255	03/12/24 17:38	DR	EET SAV
	Instrument ID:	MANTECH 2								
Total/NA	Analysis	2540C-2011		1	50 mL	200 mL	826824	03/11/24 09:16	AS	EET SAV
	Instrument ID:	NOEQUIP								

Client Sample ID: SCH-GWC-50

Lab Sample ID: 680-247613-14

Date Collected: 03/04/24 14:45
Matrix: Water
Date Received: 03/06/24 10:17

Prep Type	Batch Type	Batch Method	Run	Dil Factor	Initial Amount	Final Amount	Batch Number	Prepared or Analyzed	Analyst	Lab
Total/NA	Analysis	300.0-1993 R2.1		1	2 mL	2 mL	828129	03/18/24 17:58	UI	EET SAV
	Instrument ID:	CICR								
Total Recoverable	Prep	3005A			25 mL	125 mL	826197	03/07/24 07:33	RR	EET SAV
Total Recoverable	Analysis	6020B		1			826421	03/07/24 19:35	BWR	EET SAV
	Instrument ID:	ICPMSD								
Total/NA	Prep	7470A			50 mL	50 mL	827309	03/13/24 11:18	DW	EET SAV
Total/NA	Analysis	7470A		1			827594	03/13/24 16:45	DW	EET SAV
	Instrument ID:	QuickTrace2								
Total/NA	Analysis	2320B-2011		1			827255	03/12/24 18:46	DR	EET SAV
	Instrument ID:	MANTECH 2								
Total/NA	Analysis	2540C-2011		1	200 mL	200 mL	826824	03/11/24 09:16	AS	EET SAV
	Instrument ID:	NOEQUIP								

Client Sample ID: SCH-GWA-49

Lab Sample ID: 680-247613-15

Date Collected: 03/04/24 14:43
Matrix: Water
Date Received: 03/06/24 10:17

Prep Type	Batch Type	Batch Method	Run	Dil Factor	Initial Amount	Final Amount	Batch Number	Prepared or Analyzed	Analyst	Lab
Total/NA	Analysis	300.0-1993 R2.1		1	2 mL	2 mL	828129	03/18/24 18:30	UI	EET SAV
	Instrument ID:	CICR								
Total Recoverable	Prep	3005A			25 mL	125 mL	826197	03/07/24 07:33	RR	EET SAV
Total Recoverable	Analysis	6020B		1			826421	03/07/24 19:37	BWR	EET SAV
	Instrument ID:	ICPMSD								
Total/NA	Prep	7470A			50 mL	50 mL	827309	03/13/24 11:18	DW	EET SAV
Total/NA	Analysis	7470A		1			827594	03/13/24 16:47	DW	EET SAV
	Instrument ID:	QuickTrace2								
Total/NA	Analysis	2320B-2011		1			827255	03/12/24 18:20	DR	EET SAV
	Instrument ID:	MANTECH 2								
Total/NA	Analysis	2540C-2011		1	200 mL	200 mL	826824	03/11/24 09:16	AS	EET SAV
	Instrument ID:	NOEQUIP								

Lab Chronicle

Client: Southern Company
Project/Site: CCR - Plant Scherer PAC Ash Cell

Job ID: 680-247613-1

Client Sample ID: SCH-GWC-29

Date Collected: 03/04/24 15:40
Date Received: 03/06/24 10:17

Lab Sample ID: 680-247613-16

Matrix: Water

Prep Type	Batch Type	Batch Method	Run	Dil Factor	Initial Amount	Final Amount	Batch Number	Prepared or Analyzed	Analyst	Lab
Total/NA	Analysis	300.0-1993 R2.1		1	2 mL	2 mL	828129	03/18/24 18:37	UI	EET SAV
	Instrument ID:	CICR								
Total Recoverable	Prep	3005A			25 mL	125 mL	826197	03/07/24 07:33	RR	EET SAV
Total Recoverable	Analysis	6020B		1			826421	03/07/24 19:23	BWR	EET SAV
	Instrument ID:	ICPMSD								
Total/NA	Prep	7470A			50 mL	50 mL	827309	03/13/24 11:18	DW	EET SAV
Total/NA	Analysis	7470A		1			827594	03/13/24 16:54	DW	EET SAV
	Instrument ID:	QuickTrace2								
Total/NA	Analysis	2320B-2011		1			827255	03/12/24 17:55	DR	EET SAV
	Instrument ID:	MANTECH 2								
Total/NA	Analysis	2540C-2011		1	200 mL	200 mL	826824	03/11/24 09:16	AS	EET SAV
	Instrument ID:	NOEQUIP								

Laboratory References:

EET SAV = Eurofins Savannah, 5102 LaRoche Avenue, Savannah, GA 31404, TEL (912)354-7858

Accreditation/Certification Summary

Client: Southern Company
Job ID: 680-247613-1
Project/Site: CCR - Plant Scherer PAC Ash Cell

Laboratory: Eurofins Savannah

The accreditations/certifications listed below are applicable to this report.

Authority	Program	Identification Number	Expiration Date
Florida	NELAP	E87052	06-30-24
Georgia	State	E87052	06-30-24

Method Summary

Client: Southern Company
Project/Site: CCR - Plant Scherer PAC Ash Cell

Job ID: 680-247613-1

Method	Method Description	Protocol	Laboratory
300.0-1993 R2.1	Anions, Ion Chromatography	MCAWW	EET SAV
6020B	Metals (ICP/MS)	SW846	EET SAV
7470A	Mercury (CVAA)	SW846	EET SAV
2320B-2011	Alkalinity, Total	SM	EET SAV
2540C-2011	Total Dissolved Solids (Dried at 180 °C)	SM	EET SAV
3005A	Preparation, Total Recoverable or Dissolved Metals	SW846	EET SAV
7470A	Preparation, Mercury	SW846	EET SAV

Protocol References:

MCAWW = "Methods For Chemical Analysis Of Water And Wastes", EPA-600/4-79-020, March 1983 And Subsequent Revisions.

SM = "Standard Methods For The Examination Of Water And Wastewater"

SW846 = "Test Methods For Evaluating Solid Waste, Physical/Chemical Methods", Third Edition, November 1986 And Its Updates.

Laboratory References:

EET SAV = Eurofins Savannah, 5102 LaRoche Avenue, Savannah, GA 31404, TEL (912)354-7858

Eurofins Savannah
5102 LaRoche Avenue
Savannah, GA 31404
Phone (912) 354-7858 Phone (912) 352-0165

Chain of Custody Record

244- ATLANTA

eurofins Environment Testing

Client Information	Sampler(s): Mark Mann	Lab PM / Phone: David Fuller / 770-344-8986	Carrier Tracking No(s):	COC No:
Client Contact: Joju Abraham	Site-Project Manager / Phone: Dawn Prell / 248-536-5445	E-Mail: David.Fuller@et.eurofinsus.com	State of Origin: GA	Page: Page 1 of 2
Company: Southern Company				Job #:
Address: 241 Ralph McGill Blvd SE B10185	Due Date Requested:			
City: Atlanta	TAT Requested (days): 2 weeks			
State, Zip: GA, 30308	Compliance Project: Δ Yes Δ No			
Phone:	Lab Project #: (DO NOT REMOVE) 68027798			
Email: JAbraham@southernco.com	Lab PO #: GPC82130-0006 / PO Line #4			
Project Name: CCR - Plant Scherer PAC Ash Cell	Project #:			
Site:				

Analysis Requested

Preservation Codes:
A - HCL
B - NaOH
C - Zn Acetate
D - Nitric Acid
E - NaHSO4
F - MeOH
G - Amchlor
H - Ascorbic Acid
I - Ice
J - DI Water
K - EDTA
L - EDA
M - Hexane
N - None
O - AsNaO2
P - Na2O4S
Q - Na2SO3
R - Na2S2O3
S - H2SO4
T - TSP Dodecahydrate
U - Acetone
V - MCAA
W - pH 4-5
Y - Trizma
Z - other (specify)
Other:

Task_Code: SCH-CCR-ASSMT-2024S1

Special Instructions/Notes:

Sample Identification	Sample Date	Sample Time	Sample Type (C=comp, G=grab)	Matrix (W=water, S=solid, O=waste/oil, BT=Tissue, A=Air)	Field Filtered Sample (Yes or No)	Perform MS/MSD (Yes or No)	300_ORGFM_28D - Chloride, Fluoride, Sulfate	2540C - Solids, Total Dissolved (TDS)	6020B - App III, State (15) Metals + Cations (Mg, K, Na)	7470A - Mercury	2320B - Alkalinity, Total, Carb/Bicarb	Total Number of containers
			Preservation Code:				N	N	D	D	N	
SCH-PAC-EB-8	3/4/24	10:18	G	WQ	N	N	X	X	X	X	X	4
SCH-GWA-46	3/4/24	11:57	G	WG	N	N	X	X	X	X	X	4
SCH-GWA-45	3/4/24	11:50	G	WG	N	N	X	X	X	X	X	4
SCH-GWA-22	3/4/24	12:08	G	WG	N	N	X	X	X	X	X	4
SCH-PAC-FB-7	3/4/24	11:40	G	WQ	N	N	X	X	X	X	X	4
SCH-GWA-47	3/4/24	12:59	G	WG	N	N	X	X	X	X	X	4
SCH-GWC-53	3/4/24	12:57	G	WG	N	N	X	X	X	X	X	4
SCH-PAC-FD-7	3/4/24	-	G	WG	N	N	X	X	X	X	X	4
SCH-PAC-FB-8	3/4/24	13:10	G	WQ	N	N	X	X	X	X	X	4
SCH-GWC-51	3/4/24	13:42	G	WG	N	N	X	X	X	X	X	4
SCH-GWA-48	3/4/24	13:57	G	WG	N	N	X	X	X	X	X	4

680-247613 Chain of Custody

Possible Hazard Identification
☐ *Non-Hazard* ☐ *Flammable* ☐ *Skin Irritant* ☐ *Poison B* ☐ *Unknown* ☐ *Radiological*

Sample Disposal (A fee may be assessed if samples are retained longer than 1 month)
☐ *Return To Client* ☐ *Disposal By Lab* ☐ *Archive For* _____ *Months*

Deliverable Requested: I, II, III, IV, Other (specify)

Special Instructions/QC Requirements:

Empty Kit Relinquished by:	Date:	Time:	Method of Shipment:

Relinquished by:	Date/Time:	Company	Received by:	Date/Time:	Company
[illegible]	3-5-24 / 9:42	WSP	[illegible]	3/5/24 09:42	[illegible]
[illegible]	3/5/24 16:00	[illegible]	[illegible]		
[illegible]			C. [illegible]	3/6/24 1017	Eurofins

Custody Seals Intact: Δ Yes Δ No	Custody Seal No.:	Cooler Temperature(s) °C and Other Remarks: 3.9/3.9 2.0/2.0

Ver: 01/16/2019

3/20/2024

Eurofins Savannah
5102 LaRoche Avenue
Savannah, GA 31404
Phone (912) 354-7858 Phone (912) 352-0165

Chain of Custody Record

244- ATLANTA

eurofins | Environment Testing

Client Information	Sampler(s): Mark Mann	Lab PM / Phone: David Fuller / 770-344-8986	Carrier Tracking No(s):	COC No:
Client Contact: Joju Abraham	Site-Project Manager / Phone: Dawn Prell / 248-536-5445	E-Mail: David.Fuller@et.eurofinsus.com	State of Origin: GA	Page: Page 2 of 2
Company: Southern Company				Job #:
Address: 241 Ralph McGill Blvd SE B10185	Due Date Requested:			
City: Atlanta	TAT Requested (days): 2 weeks			
State, Zip: GA, 30308	Compliance Project: Δ Yes Δ No			
Phone:	Lab Project #: (DO NOT REMOVE) 68027798			
Email: JAbraham@southernco.com	Lab PO #: GPC82130-0006 / PO Line #4			
Project Name: CCR - Plant Scherer PAC Ash Cell	Project #:			
Site:				

Analysis Requested

Preservation Codes:
A - HCL, B - NaOH, C - Zn Acetate, D - Nitric Acid, E - NaHSO4, F - MeOH, G - Amchlor, H - Ascorbic Acid, I - Ice, J - DI Water, K - EDTA, L - EDA, M - Hexane, N - None, O - AsNaO2, P - Na2O4S, Q - Na2SO3, R - Na2S2O3, S - H2SO4, T - TSP Dodecahydrate, U - Acetone, V - MCAA, W - pH 4-5, Y - Trizma, Z - other (specify)
Other:

Task_Code: SCH-CCR-ASSMT-2024S1

Special Instructions/Notes:

Sample Identification	Sample Date	Sample Time	Sample Type (C=comp, G=grab)	Matrix (W=water, S=solid, O=waste/oil, BT=Tissue, A=Air)	Field Filtered Sample (Yes or No)	Perform MS/MSD (Yes or No)	300_ORGFM_28D - Chloride, Fluoride, Sulfate	2540C - Solids, Total Dissolved (TDS)	6020B - App III, State (15) Metals + Cations (Mg, K, Na)	7470A - Mercury	2320B - Alkalinity, Total, Carb/Bicarb	Total Number of containers
			Preservation Code:				N	N	D	D	N	
SCH-GWC-52	3/4/24	14:25	G	WG	N	N	X	X	X	X	X	4
SCH-PAC-FD-8	3/4/24	-	G	WG	N	N	X	X	X	X	X	4
SCH-GWC-50	3/4/24	14:45	G	WG	N	N	X	X	X	X	X	4
SCH-GWA-49	3/4/24	14:43	G	WG	N	N	X	X	X	X	X	4
SCH-GWC-29	3/4/24	15:40	G	WG	N	N	X	X	X	X	X	4

Possible Hazard Identification
☐ *Non-Hazard* ☐ *Flammable* ☐ *Skin Irritant* ☐ *Poison B* ☐ *Unknown* ☐ *Radiological*

Sample Disposal (A fee may be assessed if samples are retained longer than 1 month)
☐ *Return To Client* ☐ *Disposal By Lab* ☐ *Archive For* _____ *Months*

Deliverable Requested: I, II, III, IV, Other (specify)

Special Instructions/QC Requirements:

Empty Kit Relinquished by:	Date:	Time:	Method of Shipment:

Relinquished by:	Date/Time:	Company	Received by:	Date/Time:	Company
[illegible]	3-5-24 / 9:42	WSP	[illegible]	3/5/24 09:42	[illegible]
[illegible]	3/5/24 16:02	[illegible]	[illegible]		
[illegible]			[illegible]	3/6/24 1017	Eurofins

Custody Seals Intact: Δ Yes Δ No
Custody Seal No.:
Cooler Temperature(s) °C and Other Remarks: 3.9/3.9 20/20

Ver: 01/16/2019

3/20/2024

Login Sample Receipt Checklist

Client: Southern Company

Job Number: 680-247613-1

Login Number: 247613

List Source: Eurofins Savannah

List Number: 1

Creator: Munro, Caroline

Question	Answer	Comment
Radioactivity wasn't checked or is </= background as measured by a survey meter.	N/A	
The cooler's custody seal, if present, is intact.	True	
Sample custody seals, if present, are intact.	True	
The cooler or samples do not appear to have been compromised or tampered with.	True	
Samples were received on ice.	True	
Cooler Temperature is acceptable.	True	
Cooler Temperature is recorded.	True	
COC is present.	True	
COC is filled out in ink and legible.	True	
COC is filled out with all pertinent information.	True	
Is the Field Sampler's name present on COC?	True	
There are no discrepancies between the containers received and the COC.	True	
Samples are received within Holding Time (excluding tests with immediate HTs)	True	
Sample containers have legible labels.	True	
Containers are not broken or leaking.	True	
Sample collection date/times are provided.	True	
Appropriate sample containers are used.	True	
Sample bottles are completely filled.	True	
Sample Preservation Verified.	N/A	
There is sufficient vol. for all requested analyses, incl. any requested MS/MSDs	True	
Containers requiring zero headspace have no headspace or bubble is <6mm (1/4").	N/A	
Multiphasic samples are not present.	True	
Samples do not require splitting or compositing.	True	
Residual Chlorine Checked.	N/A	

eurofins | Environment Testing

ANALYTICAL REPORT

PREPARED FOR

Attn: Joju Abraham
Southern Company
241 Ralph McGill Blvd SE
B10185
Atlanta, Georgia 30308

Generated 3/8/2024 1:53:59 PM Revision 2

JOB DESCRIPTION

CCR - Plant Scherer Cell 3

JOB NUMBER

680-247131-1

Eurofins Savannah
5102 LaRoche Avenue
Savannah GA 31404

See page two for job notes and contact information.

my EOL

Eurofins Savannah

Job Notes

This report may not be reproduced except in full, and with written approval from the laboratory. The results relate only to the samples tested. For questions please contact the Project Manager at the e-mail address or telephone number listed on this page.

The test results in this report relate only to the samples as received by the laboratory and will meet all requirements of the methodology, with any exceptions noted. This report shall not be reproduced except in full, without the express written approval of the laboratory. All questions should be directed to the Eurofins Environment Testing Southeast, LLC Project Manager.

Authorization

Generated
3/8/2024 1:53:59 PM
Revision 2

Authorized for release by
David Fuller, Project Manager
David.Fuller@et.eurofinsus.com
(770)344-8986

Definitions/Glossary

Client: Southern Company
Project/Site: CCR - Plant Scherer Cell 3

Job ID: 680-247131-1

Qualifiers

HPLC/IC

Qualifier	Qualifier Description
F1	MS and/or MSD recovery exceeds control limits.
J	Result is less than the RL but greater than or equal to the MDL and the concentration is an approximate value.

Metals

Qualifier	Qualifier Description
J	Result is less than the RL but greater than or equal to the MDL and the concentration is an approximate value.

General Chemistry

Qualifier	Qualifier Description
F3	Duplicate RPD exceeds the control limit

Glossary

Abbreviation	These commonly used abbreviations may or may not be present in this report.
¤	Listed under the "D" column to designate that the result is reported on a dry weight basis
%R	Percent Recovery
CFL	Contains Free Liquid
CFU	Colony Forming Unit
CNF	Contains No Free Liquid
DER	Duplicate Error Ratio (normalized absolute difference)
Dil Fac	Dilution Factor
DL	Detection Limit (DoD/DOE)
DL, RA, RE, IN	Indicates a Dilution, Re-analysis, Re-extraction, or additional Initial metals/anion analysis of the sample
DLC	Decision Level Concentration (Radiochemistry)
EDL	Estimated Detection Limit (Dioxin)
LOD	Limit of Detection (DoD/DOE)
LOQ	Limit of Quantitation (DoD/DOE)
MCL	EPA recommended "Maximum Contaminant Level"
MDA	Minimum Detectable Activity (Radiochemistry)
MDC	Minimum Detectable Concentration (Radiochemistry)
MDL	Method Detection Limit
ML	Minimum Level (Dioxin)
MPN	Most Probable Number
MQL	Method Quantitation Limit
NC	Not Calculated
ND	Not Detected at the reporting limit (or MDL or EDL if shown)
NEG	Negative / Absent
POS	Positive / Present
PQL	Practical Quantitation Limit
PRES	Presumptive
QC	Quality Control
RER	Relative Error Ratio (Radiochemistry)
RL	Reporting Limit or Requested Limit (Radiochemistry)
RPD	Relative Percent Difference, a measure of the relative difference between two points
TEF	Toxicity Equivalent Factor (Dioxin)
TEQ	Toxicity Equivalent Quotient (Dioxin)
TNTC	Too Numerous To Count

Sample Summary

Client: Southern Company
Project/Site: CCR - Plant Scherer Cell 3

Job ID: 680-247131-1

Lab Sample ID	Client Sample ID	Matrix	Collected	Received
680-247131-1	SCH-GWC-35	Water	02/22/24 14:51	02/24/24 09:52
680-247131-2	SCH-CELL3-FB-9	Water	02/22/24 15:35	02/24/24 09:52
680-247131-3	SCH-GWC-36	Water	02/22/24 13:39	02/24/24 09:52
680-247131-4	SCH-CELL3-EB-9	Water	02/22/24 15:45	02/24/24 09:52
680-247131-5	SCH-GWC-37	Water	02/22/24 12:32	02/24/24 09:52
680-247131-6	SCH-CELL3-FB-10	Water	02/22/24 12:10	02/24/24 09:52
680-247131-7	SCH-GWC-38	Water	02/22/24 10:47	02/24/24 09:52
680-247131-8	SCH-CELL3-FD-10	Water	02/22/24 00:00	02/24/24 09:52
680-247131-9	SCH-GWA-44A	Water	02/22/24 10:37	02/24/24 09:52
680-247131-10	SCH-GWC-31	Water	02/22/24 11:57	02/24/24 09:52
680-247131-11	SCH-GWC-30	Water	02/22/24 11:07	02/24/24 09:52
680-247131-12	SCH-GWC-32	Water	02/22/24 14:19	02/24/24 09:52
680-247131-13	SCH-GWA-43	Water	02/22/24 16:10	02/24/24 09:52
680-247131-14	SCH-GWC-33A	Water	02/22/24 15:57	02/24/24 09:52
680-247131-15	SCH-CELL3-FD-9	Water	02/22/24 00:00	02/24/24 09:52

Job Narrative
680-247131-1

Revision 2
The report being provided is a revision of the original report sent on 3/6/2024. The report (revision 2) is being revised in order to correct two Client Sample IDs, SCH-GWA-44A and SCH-GWA-43, as listed on the Chain of Custody (COC).

Report revision history
Revision 1 - 3/7/2024 - Reason - in order to correct the Reporting Limits (RLs) for select metals to meet historical limits.

Analytical test results meet all requirements of the associated regulatory program listed on the Accreditation/Certification Summary Page unless otherwise noted under the individual analysis. Data qualifiers are applied to indicate exceptions. Noncompliant quality control (QC) is further explained in narrative comments.

- Matrix QC may not be reported if insufficient sample or site-specific QC samples were not submitted. In these situations, to demonstrate precision and accuracy at a batch level, a LCS/LCSD may be performed, unless otherwise specified in the method.
- Surrogate and/or isotope dilution analyte recoveries (if applicable) which are outside of the QC window are confirmed unless attributed to a dilution or otherwise noted in the narrative.

Receipt
The samples were received on 2/24/2024 9:52 AM. Unless otherwise noted below, the samples arrived in good condition, and, where required, properly preserved and on ice. The temperatures of the 5 coolers at receipt time were 0.6°C, 1.3°C, 1.8°C, 2.5°C and 2.7°C.

HPLC/IC
No additional analytical or quality issues were noted, other than those described above or in the Definitions/ Glossary page.

Metals
No additional analytical or quality issues were noted, other than those described above or in the Definitions/ Glossary page.

General Chemistry
Method 2540C: A lesser volume of sample was used for the following samples due to the nature of the sample matrix resulting in elevated reporting limits: SCH-GWC-35 (680-247131-1) and SCH-GWA-43 (680-247131-13).

Method 2540C: The sample duplicate precision for the following sample associated with analytical batch 680-824971 was outside control limits: (680-247168-C-1 DU). The associated Laboratory Control Sample / Laboratory Control Sample Duplicate (LCS/LCSD) precision met acceptance criteria.

No additional analytical or quality issues were noted, other than those described above or in the Definitions/ Glossary page.

Client Sample Results

Client: Southern Company
Project/Site: CCR - Plant Scherer Cell 3

Job ID: 680-247131-1

Client Sample ID: SCH-GWC-35

Lab Sample ID: 680-247131-1
Date Collected: 02/22/24 14:51
Matrix: Water
Date Received: 02/24/24 09:52

Method: EPA 300.0 - Anions, Ion Chromatography

Analyte	Result	Qualifier	RL	MDL	Unit	D	Prepared	Analyzed	Dil Fac
Chloride	**18**		2.0	0.40	mg/L			03/04/24 22:58	2
Fluoride	<0.40		0.80	0.40	mg/L			03/04/24 22:58	2
Sulfate	**110**		2.0	1.0	mg/L			03/04/24 22:58	2

Method: SW846 6020B - Metals (ICP/MS) - Total Recoverable

Analyte	Result	Qualifier	RL	MDL	Unit	D	Prepared	Analyzed	Dil Fac
Antimony	<0.00034		0.0020	0.00034	mg/L		02/26/24 07:59	02/26/24 16:12	1
Arsenic	<0.00086		0.0010	0.00086	mg/L		02/26/24 07:59	02/26/24 16:12	1
Barium	**0.039**		0.010	0.00089	mg/L		02/26/24 07:59	02/26/24 16:12	1
Beryllium	<0.00020		0.0025	0.00020	mg/L		02/26/24 07:59	02/26/24 16:12	1
Boron	**0.47**		0.080	0.022	mg/L		02/26/24 07:59	02/26/24 16:12	1
Cadmium	<0.000078		0.0025	0.000078	mg/L		02/26/24 07:59	02/26/24 16:12	1
Calcium	**28**		0.50	0.14	mg/L		02/26/24 07:59	02/26/24 16:12	1
Chromium	**0.0012**	**J**	0.0020	0.0012	mg/L		02/26/24 07:59	02/26/24 16:12	1
Cobalt	<0.00022		0.0025	0.00022	mg/L		02/26/24 07:59	02/26/24 16:12	1
Copper	<0.0011		0.0020	0.0011	mg/L		02/26/24 07:59	02/26/24 16:12	1
Lead	<0.00021		0.0010	0.00021	mg/L		02/26/24 07:59	02/26/24 16:12	1
Lithium	<0.0020		0.0050	0.0020	mg/L		02/26/24 07:59	02/27/24 16:01	1
Molybdenum	<0.00086		0.015	0.00086	mg/L		02/26/24 07:59	02/26/24 16:12	1
Nickel	**0.00088**	**J**	0.0010	0.00042	mg/L		02/26/24 07:59	02/26/24 16:12	1
Selenium	**0.0011**	**J**	0.0050	0.00099	mg/L		02/26/24 07:59	02/26/24 16:12	1
Silver	<0.00039		0.0010	0.00039	mg/L		02/26/24 07:59	02/26/24 16:12	1
Thallium	<0.00026		0.0010	0.00026	mg/L		02/26/24 07:59	02/26/24 16:12	1
Vanadium	**0.0073**		0.0020	0.00063	mg/L		02/26/24 07:59	02/26/24 16:12	1
Zinc	<0.0028		0.0050	0.0028	mg/L		02/26/24 07:59	02/26/24 16:12	1

Method: SW846 7470A - Mercury (CVAA)

Analyte	Result	Qualifier	RL	MDL	Unit	D	Prepared	Analyzed	Dil Fac
Mercury	<0.000080		0.00020	0.000080	mg/L		02/26/24 15:25	02/28/24 14:32	1

General Chemistry

Analyte	Result	Qualifier	RL	MDL	Unit	D	Prepared	Analyzed	Dil Fac
Total Dissolved Solids (SM 2540C-2011)	**240**		40	40	mg/L			02/27/24 18:01	1

Client Sample ID: SCH-CELL3-FB-9

Lab Sample ID: 680-247131-2
Date Collected: 02/22/24 15:35
Matrix: Water
Date Received: 02/24/24 09:52

Method: EPA 300.0 - Anions, Ion Chromatography

Analyte	Result	Qualifier	RL	MDL	Unit	D	Prepared	Analyzed	Dil Fac
Chloride	**0.28**	**J**	1.0	0.20	mg/L			03/04/24 23:14	1
Fluoride	<0.20		0.40	0.20	mg/L			03/04/24 23:14	1
Sulfate	<0.50		1.0	0.50	mg/L			03/04/24 23:14	1

Method: SW846 6020B - Metals (ICP/MS) - Total Recoverable

Analyte	Result	Qualifier	RL	MDL	Unit	D	Prepared	Analyzed	Dil Fac
Antimony	<0.00034		0.0020	0.00034	mg/L		02/26/24 07:59	02/26/24 16:09	1
Arsenic	<0.00086		0.0010	0.00086	mg/L		02/26/24 07:59	02/26/24 16:09	1
Barium	<0.00089		0.010	0.00089	mg/L		02/26/24 07:59	02/26/24 16:09	1
Beryllium	<0.00020		0.0025	0.00020	mg/L		02/26/24 07:59	02/26/24 16:09	1

Client Sample ID: SCH-CELL3-FB-9

Lab Sample ID: 680-247131-2
Date Collected: 02/22/24 15:35
Matrix: Water
Date Received: 02/24/24 09:52

Method: SW846 6020B - Metals (ICP/MS) - Total Recoverable (Continued)

Analyte	Result	Qualifier	RL	MDL	Unit	D	Prepared	Analyzed	Dil Fac
Boron	<0.022		0.080	0.022	mg/L		02/26/24 07:59	02/26/24 16:09	1
Cadmium	<0.000078		0.0025	0.000078	mg/L		02/26/24 07:59	02/26/24 16:09	1
Calcium	<0.14		0.50	0.14	mg/L		02/26/24 07:59	02/26/24 16:09	1
Chromium	<0.0012		0.0020	0.0012	mg/L		02/26/24 07:59	02/26/24 16:09	1
Cobalt	<0.00022		0.0025	0.00022	mg/L		02/26/24 07:59	02/26/24 16:09	1
Copper	<0.0011		0.0020	0.0011	mg/L		02/26/24 07:59	02/26/24 16:09	1
Lead	<0.00021		0.0010	0.00021	mg/L		02/26/24 07:59	02/26/24 16:09	1
Lithium	<0.0020		0.0050	0.0020	mg/L		02/26/24 07:59	02/27/24 15:12	1
Molybdenum	**0.0031**	**J**	0.015	0.00086	mg/L		02/26/24 07:59	02/26/24 16:09	1
Nickel	<0.00042		0.0010	0.00042	mg/L		02/26/24 07:59	02/26/24 16:09	1
Selenium	<0.00099		0.0050	0.00099	mg/L		02/26/24 07:59	02/26/24 16:09	1
Silver	<0.00039		0.0010	0.00039	mg/L		02/26/24 07:59	02/26/24 16:09	1
Thallium	<0.00026		0.0010	0.00026	mg/L		02/26/24 07:59	02/26/24 16:09	1
Vanadium	<0.00063		0.0020	0.00063	mg/L		02/26/24 07:59	02/26/24 16:09	1
Zinc	<0.0028		0.0050	0.0028	mg/L		02/26/24 07:59	02/26/24 16:09	1

Method: SW846 7470A - Mercury (CVAA)

Analyte	Result	Qualifier	RL	MDL	Unit	D	Prepared	Analyzed	Dil Fac
Mercury	<0.000080		0.00020	0.000080	mg/L		02/26/24 15:25	02/28/24 14:34	1

General Chemistry

Analyte	Result	Qualifier	RL	MDL	Unit	D	Prepared	Analyzed	Dil Fac
Total Dissolved Solids (SM 2540C-2011)	<10		10	10	mg/L			02/27/24 18:01	1

Client Sample ID: SCH-GWC-36

Lab Sample ID: 680-247131-3
Date Collected: 02/22/24 13:39
Matrix: Water
Date Received: 02/24/24 09:52

Method: EPA 300.0 - Anions, Ion Chromatography

Analyte	Result	Qualifier	RL	MDL	Unit	D	Prepared	Analyzed	Dil Fac
Chloride	**6.1**		1.0	0.20	mg/L			03/04/24 23:30	1
Fluoride	<0.20		0.40	0.20	mg/L			03/04/24 23:30	1
Sulfate	<0.50		1.0	0.50	mg/L			03/04/24 23:30	1

Method: SW846 6020B - Metals (ICP/MS) - Total Recoverable

Analyte	Result	Qualifier	RL	MDL	Unit	D	Prepared	Analyzed	Dil Fac
Antimony	<0.00034		0.0020	0.00034	mg/L		02/26/24 07:59	02/26/24 16:04	1
Arsenic	<0.00086		0.0010	0.00086	mg/L		02/26/24 07:59	02/26/24 16:04	1
Barium	**0.065**		0.010	0.00089	mg/L		02/26/24 07:59	02/26/24 16:04	1
Beryllium	<0.00020		0.0025	0.00020	mg/L		02/26/24 07:59	02/26/24 16:04	1
Boron	<0.022		0.080	0.022	mg/L		02/26/24 07:59	02/26/24 16:04	1
Cadmium	<0.000078		0.0025	0.000078	mg/L		02/26/24 07:59	02/26/24 16:04	1
Calcium	**15**		0.50	0.14	mg/L		02/26/24 07:59	02/26/24 16:04	1
Chromium	**0.019**		0.0020	0.0012	mg/L		02/26/24 07:59	02/26/24 16:04	1
Cobalt	<0.00022		0.0025	0.00022	mg/L		02/26/24 07:59	02/26/24 16:04	1
Copper	<0.0011		0.0020	0.0011	mg/L		02/26/24 07:59	02/26/24 16:04	1
Lead	**0.00038**	**J**	0.0010	0.00021	mg/L		02/26/24 07:59	02/26/24 16:04	1
Lithium	<0.0020		0.0050	0.0020	mg/L		02/26/24 07:59	02/27/24 15:07	1
Molybdenum	<0.00086		0.015	0.00086	mg/L		02/26/24 07:59	02/26/24 16:04	1
Nickel	**0.0023**		0.0010	0.00042	mg/L		02/26/24 07:59	02/26/24 16:04	1

Client Sample ID: SCH-GWC-36

Lab Sample ID: 680-247131-3
Date Collected: 02/22/24 13:39
Matrix: Water
Date Received: 02/24/24 09:52

Method: SW846 6020B - Metals (ICP/MS) - Total Recoverable (Continued)

Analyte	Result	Qualifier	RL	MDL	Unit	D	Prepared	Analyzed	Dil Fac
Selenium	<0.00099		0.0050	0.00099	mg/L		02/26/24 07:59	02/26/24 16:04	1
Silver	<0.00039		0.0010	0.00039	mg/L		02/26/24 07:59	02/26/24 16:04	1
Thallium	<0.00026		0.0010	0.00026	mg/L		02/26/24 07:59	02/26/24 16:04	1
Vanadium	**0.0013**	**J**	0.0020	0.00063	mg/L		02/26/24 07:59	02/26/24 16:04	1
Zinc	**0.0062**		0.0050	0.0028	mg/L		02/26/24 07:59	02/26/24 16:04	1

Method: SW846 7470A - Mercury (CVAA)

Analyte	Result	Qualifier	RL	MDL	Unit	D	Prepared	Analyzed	Dil Fac
Mercury	<0.000080		0.00020	0.000080	mg/L		02/26/24 15:25	02/28/24 14:36	1

General Chemistry

Analyte	Result	Qualifier	RL	MDL	Unit	D	Prepared	Analyzed	Dil Fac
Total Dissolved Solids (SM 2540C-2011)	**100**		10	10	mg/L			02/27/24 21:02	1

Client Sample ID: SCH-CELL3-EB-9

Lab Sample ID: 680-247131-4
Date Collected: 02/22/24 15:45
Matrix: Water
Date Received: 02/24/24 09:52

Method: EPA 300.0 - Anions, Ion Chromatography

Analyte	Result	Qualifier	RL	MDL	Unit	D	Prepared	Analyzed	Dil Fac
Chloride	**0.24**	**J**	1.0	0.20	mg/L			03/05/24 01:05	1
Fluoride	<0.20	F1	0.40	0.20	mg/L			03/05/24 01:05	1
Sulfate	<0.50		1.0	0.50	mg/L			03/05/24 01:05	1

Method: SW846 6020B - Metals (ICP/MS) - Total Recoverable

Analyte	Result	Qualifier	RL	MDL	Unit	D	Prepared	Analyzed	Dil Fac
Antimony	<0.00034		0.0020	0.00034	mg/L		02/26/24 07:59	02/26/24 16:15	1
Arsenic	<0.00086		0.0010	0.00086	mg/L		02/26/24 07:59	02/26/24 16:15	1
Barium	<0.00089		0.010	0.00089	mg/L		02/26/24 07:59	02/26/24 16:15	1
Beryllium	<0.00020		0.0025	0.00020	mg/L		02/26/24 07:59	02/26/24 16:15	1
Boron	<0.022		0.080	0.022	mg/L		02/26/24 07:59	02/26/24 16:15	1
Cadmium	<0.000078		0.0025	0.000078	mg/L		02/26/24 07:59	02/26/24 16:15	1
Calcium	<0.14		0.50	0.14	mg/L		02/26/24 07:59	02/26/24 16:15	1
Chromium	**0.0015**	**J**	0.0020	0.0012	mg/L		02/26/24 07:59	02/26/24 16:15	1
Cobalt	<0.00022		0.0025	0.00022	mg/L		02/26/24 07:59	02/26/24 16:15	1
Copper	<0.0011		0.0020	0.0011	mg/L		02/26/24 07:59	02/26/24 16:15	1
Lead	<0.00021		0.0010	0.00021	mg/L		02/26/24 07:59	02/26/24 16:15	1
Lithium	<0.0020		0.0050	0.0020	mg/L		02/26/24 07:59	02/27/24 15:18	1
Molybdenum	**0.0032**	**J**	0.015	0.00086	mg/L		02/26/24 07:59	02/26/24 16:15	1
Nickel	<0.00042		0.0010	0.00042	mg/L		02/26/24 07:59	02/26/24 16:15	1
Selenium	<0.00099		0.0050	0.00099	mg/L		02/26/24 07:59	02/26/24 16:15	1
Silver	<0.00039		0.0010	0.00039	mg/L		02/26/24 07:59	02/26/24 16:15	1
Thallium	<0.00026		0.0010	0.00026	mg/L		02/26/24 07:59	02/26/24 16:15	1
Vanadium	<0.00063		0.0020	0.00063	mg/L		02/26/24 07:59	02/26/24 16:15	1
Zinc	<0.0028		0.0050	0.0028	mg/L		02/26/24 07:59	02/26/24 16:15	1

Method: SW846 7470A - Mercury (CVAA)

Analyte	Result	Qualifier	RL	MDL	Unit	D	Prepared	Analyzed	Dil Fac
Mercury	<0.000080		0.00020	0.000080	mg/L		02/26/24 15:25	02/28/24 14:43	1

Client Sample Results

Client: Southern Company
Project/Site: CCR - Plant Scherer Cell 3

Job ID: 680-247131-1

Client Sample ID: SCH-CELL3-EB-9

Lab Sample ID: 680-247131-4
Date Collected: 02/22/24 15:45
Matrix: Water
Date Received: 02/24/24 09:52

General Chemistry

Analyte	Result	Qualifier	RL	MDL	Unit	D	Prepared	Analyzed	Dil Fac
Total Dissolved Solids (SM 2540C-2011)	<10		10	10	mg/L			02/27/24 18:01	1

Client Sample ID: SCH-GWC-37

Lab Sample ID: 680-247131-5
Date Collected: 02/22/24 12:32
Matrix: Water
Date Received: 02/24/24 09:52

Method: EPA 300.0 - Anions, Ion Chromatography

Analyte	Result	Qualifier	RL	MDL	Unit	D	Prepared	Analyzed	Dil Fac
Chloride	**1.8**		1.0	0.20	mg/L			03/05/24 01:53	1
Fluoride	<0.20		0.40	0.20	mg/L			03/05/24 01:53	1
Sulfate	**0.58**	**J**	1.0	0.50	mg/L			03/05/24 01:53	1

Method: SW846 6020B - Metals (ICP/MS) - Total Recoverable

Analyte	Result	Qualifier	RL	MDL	Unit	D	Prepared	Analyzed	Dil Fac
Antimony	<0.00034		0.0020	0.00034	mg/L		02/26/24 07:59	02/26/24 15:49	1
Arsenic	<0.00086		0.0010	0.00086	mg/L		02/26/24 07:59	02/26/24 15:49	1
Barium	**0.046**		0.010	0.00089	mg/L		02/26/24 07:59	02/26/24 15:49	1
Beryllium	<0.00020		0.0025	0.00020	mg/L		02/26/24 07:59	02/26/24 15:49	1
Boron	<0.022		0.080	0.022	mg/L		02/26/24 07:59	02/26/24 15:49	1
Cadmium	<0.000078		0.0025	0.000078	mg/L		02/26/24 07:59	02/26/24 15:49	1
Calcium	**15**		0.50	0.14	mg/L		02/26/24 07:59	02/26/24 15:49	1
Chromium	**0.024**		0.0020	0.0012	mg/L		02/26/24 07:59	02/26/24 15:49	1
Cobalt	<0.00022		0.0025	0.00022	mg/L		02/26/24 07:59	02/26/24 15:49	1
Copper	<0.0011		0.0020	0.0011	mg/L		02/26/24 07:59	02/26/24 15:49	1
Lead	<0.00021		0.0010	0.00021	mg/L		02/26/24 07:59	02/26/24 15:49	1
Lithium	**0.0031**	**J**	0.0050	0.0020	mg/L		02/26/24 07:59	02/27/24 15:52	1
Molybdenum	<0.00086		0.015	0.00086	mg/L		02/26/24 07:59	02/26/24 15:49	1
Nickel	**0.0011**		0.0010	0.00042	mg/L		02/26/24 07:59	02/26/24 15:49	1
Selenium	<0.00099		0.0050	0.00099	mg/L		02/26/24 07:59	02/26/24 15:49	1
Silver	<0.00039		0.0010	0.00039	mg/L		02/26/24 07:59	02/26/24 15:49	1
Thallium	<0.00026		0.0010	0.00026	mg/L		02/26/24 07:59	02/26/24 15:49	1
Vanadium	**0.0068**		0.0020	0.00063	mg/L		02/26/24 07:59	02/26/24 15:49	1
Zinc	**0.0043**	**J**	0.0050	0.0028	mg/L		02/26/24 07:59	02/26/24 15:49	1

Method: SW846 7470A - Mercury (CVAA)

Analyte	Result	Qualifier	RL	MDL	Unit	D	Prepared	Analyzed	Dil Fac
Mercury	<0.000080		0.00020	0.000080	mg/L		02/26/24 15:25	02/28/24 14:45	1

General Chemistry

Analyte	Result	Qualifier	RL	MDL	Unit	D	Prepared	Analyzed	Dil Fac
Total Dissolved Solids (SM 2540C-2011)	**100**		10	10	mg/L			02/27/24 21:02	1

Client Sample ID: SCH-CELL3-FB-10

Lab Sample ID: 680-247131-6
Date Collected: 02/22/24 12:10
Matrix: Water
Date Received: 02/24/24 09:52

Method: EPA 300.0 - Anions, Ion Chromatography

Analyte	Result	Qualifier	RL	MDL	Unit	D	Prepared	Analyzed	Dil Fac
Chloride	**0.26**	**J**	1.0	0.20	mg/L			03/05/24 02:09	1
Fluoride	<0.20		0.40	0.20	mg/L			03/05/24 02:09	1

Client Sample ID: SCH-CELL3-FB-10

Lab Sample ID: 680-247131-6

Date Collected: 02/22/24 12:10
Matrix: Water
Date Received: 02/24/24 09:52

Method: EPA 300.0 - Anions, Ion Chromatography (Continued)

Analyte	Result	Qualifier	RL	MDL	Unit	D	Prepared	Analyzed	Dil Fac
Sulfate	<0.50		1.0	0.50	mg/L			03/05/24 02:09	1

Method: SW846 6020B - Metals (ICP/MS) - Total Recoverable

Analyte	Result	Qualifier	RL	MDL	Unit	D	Prepared	Analyzed	Dil Fac
Antimony	<0.00034		0.0020	0.00034	mg/L		02/26/24 07:59	02/26/24 16:35	1
Arsenic	<0.00086		0.0010	0.00086	mg/L		02/26/24 07:59	02/26/24 16:35	1
Barium	<0.00089		0.010	0.00089	mg/L		02/26/24 07:59	02/26/24 16:35	1
Beryllium	<0.00020		0.0025	0.00020	mg/L		02/26/24 07:59	02/26/24 16:35	1
Boron	<0.022		0.080	0.022	mg/L		02/26/24 07:59	02/26/24 16:35	1
Cadmium	<0.000078		0.0025	0.000078	mg/L		02/26/24 07:59	02/26/24 16:35	1
Calcium	<0.14		0.50	0.14	mg/L		02/26/24 07:59	02/26/24 16:35	1
Chromium	<0.0012		0.0020	0.0012	mg/L		02/26/24 07:59	02/26/24 16:35	1
Cobalt	<0.00022		0.0025	0.00022	mg/L		02/26/24 07:59	02/26/24 16:35	1
Copper	<0.0011		0.0020	0.0011	mg/L		02/26/24 07:59	02/26/24 16:35	1
Lead	<0.00021		0.0010	0.00021	mg/L		02/26/24 07:59	02/26/24 16:35	1
Lithium	<0.0020		0.0050	0.0020	mg/L		02/26/24 07:59	02/27/24 15:38	1
Molybdenum	**0.0034**	**J**	0.015	0.00086	mg/L		02/26/24 07:59	02/26/24 16:35	1
Nickel	<0.00042		0.0010	0.00042	mg/L		02/26/24 07:59	02/26/24 16:35	1
Selenium	<0.00099		0.0050	0.00099	mg/L		02/26/24 07:59	02/26/24 16:35	1
Silver	<0.00039		0.0010	0.00039	mg/L		02/26/24 07:59	02/26/24 16:35	1
Thallium	<0.00026		0.0010	0.00026	mg/L		02/26/24 07:59	02/26/24 16:35	1
Vanadium	<0.00063		0.0020	0.00063	mg/L		02/26/24 07:59	02/26/24 16:35	1
Zinc	<0.0028		0.0050	0.0028	mg/L		02/26/24 07:59	02/26/24 16:35	1

Method: SW846 7470A - Mercury (CVAA)

Analyte	Result	Qualifier	RL	MDL	Unit	D	Prepared	Analyzed	Dil Fac
Mercury	<0.000080		0.00020	0.000080	mg/L		02/26/24 15:25	02/28/24 14:47	1

General Chemistry

Analyte	Result	Qualifier	RL	MDL	Unit	D	Prepared	Analyzed	Dil Fac
Total Dissolved Solids (SM 2540C-2011)	<10		10	10	mg/L			02/27/24 21:02	1

Client Sample ID: SCH-GWC-38

Lab Sample ID: 680-247131-7

Date Collected: 02/22/24 10:47
Matrix: Water
Date Received: 02/24/24 09:52

Method: EPA 300.0 - Anions, Ion Chromatography

Analyte	Result	Qualifier	RL	MDL	Unit	D	Prepared	Analyzed	Dil Fac
Chloride	**2.6**		1.0	0.20	mg/L			03/05/24 02:25	1
Fluoride	<0.20		0.40	0.20	mg/L			03/05/24 02:25	1
Sulfate	**3.7**		1.0	0.50	mg/L			03/05/24 02:25	1

Method: SW846 6020B - Metals (ICP/MS) - Total Recoverable

Analyte	Result	Qualifier	RL	MDL	Unit	D	Prepared	Analyzed	Dil Fac
Antimony	<0.00034		0.0020	0.00034	mg/L		02/26/24 07:59	02/26/24 16:24	1
Arsenic	<0.00086		0.0010	0.00086	mg/L		02/26/24 07:59	02/26/24 16:24	1
Barium	**0.032**		0.010	0.00089	mg/L		02/26/24 07:59	02/26/24 16:24	1
Beryllium	<0.00020		0.0025	0.00020	mg/L		02/26/24 07:59	02/26/24 16:24	1
Boron	<0.022		0.080	0.022	mg/L		02/26/24 07:59	02/26/24 16:24	1
Cadmium	<0.000078		0.0025	0.000078	mg/L		02/26/24 07:59	02/26/24 16:24	1

Client Sample ID: SCH-GWC-38

Lab Sample ID: 680-247131-7
Matrix: Water
Date Collected: 02/22/24 10:47
Date Received: 02/24/24 09:52

Method: SW846 6020B - Metals (ICP/MS) - Total Recoverable (Continued)

Analyte	Result	Qualifier	RL	MDL	Unit	D	Prepared	Analyzed	Dil Fac
Calcium	17		0.50	0.14	mg/L		02/26/24 07:59	02/26/24 16:24	1
Chromium	0.011		0.0020	0.0012	mg/L		02/26/24 07:59	02/26/24 16:24	1
Cobalt	<0.00022		0.0025	0.00022	mg/L		02/26/24 07:59	02/26/24 16:24	1
Copper	<0.0011		0.0020	0.0011	mg/L		02/26/24 07:59	02/26/24 16:24	1
Lead	<0.00021		0.0010	0.00021	mg/L		02/26/24 07:59	02/26/24 16:24	1
Lithium	<0.0020		0.0050	0.0020	mg/L		02/26/24 07:59	02/27/24 15:32	1
Molybdenum	<0.00086		0.015	0.00086	mg/L		02/26/24 07:59	02/26/24 16:24	1
Nickel	0.00055	J	0.0010	0.00042	mg/L		02/26/24 07:59	02/26/24 16:24	1
Selenium	<0.00099		0.0050	0.00099	mg/L		02/26/24 07:59	02/26/24 16:24	1
Silver	<0.00039		0.0010	0.00039	mg/L		02/26/24 07:59	02/26/24 16:24	1
Thallium	<0.00026		0.0010	0.00026	mg/L		02/26/24 07:59	02/26/24 16:24	1
Vanadium	0.012		0.0020	0.00063	mg/L		02/26/24 07:59	02/26/24 16:24	1
Zinc	0.0065		0.0050	0.0028	mg/L		02/26/24 07:59	02/26/24 16:24	1

Method: SW846 7470A - Mercury (CVAA)

Analyte	Result	Qualifier	RL	MDL	Unit	D	Prepared	Analyzed	Dil Fac
Mercury	<0.000080		0.00020	0.000080	mg/L		02/26/24 15:25	02/28/24 14:49	1

General Chemistry

Analyte	Result	Qualifier	RL	MDL	Unit	D	Prepared	Analyzed	Dil Fac
Total Dissolved Solids (SM 2540C-2011)	120		10	10	mg/L			02/27/24 18:01	1

Client Sample ID: SCH-CELL3-FD-10

Lab Sample ID: 680-247131-8
Matrix: Water
Date Collected: 02/22/24 00:00
Date Received: 02/24/24 09:52

Method: EPA 300.0 - Anions, Ion Chromatography

Analyte	Result	Qualifier	RL	MDL	Unit	D	Prepared	Analyzed	Dil Fac
Chloride	2.4		1.0	0.20	mg/L			03/05/24 02:41	1
Fluoride	<0.20		0.40	0.20	mg/L			03/05/24 02:41	1
Sulfate	3.8		1.0	0.50	mg/L			03/05/24 02:41	1

Method: SW846 6020B - Metals (ICP/MS) - Total Recoverable

Analyte	Result	Qualifier	RL	MDL	Unit	D	Prepared	Analyzed	Dil Fac
Antimony	<0.00034		0.0020	0.00034	mg/L		02/26/24 07:59	02/26/24 16:26	1
Arsenic	<0.00086		0.0010	0.00086	mg/L		02/26/24 07:59	02/26/24 16:26	1
Barium	0.032		0.010	0.00089	mg/L		02/26/24 07:59	02/26/24 16:26	1
Beryllium	<0.00020		0.0025	0.00020	mg/L		02/26/24 07:59	02/26/24 16:26	1
Boron	<0.022		0.080	0.022	mg/L		02/26/24 07:59	02/26/24 16:26	1
Cadmium	<0.000078		0.0025	0.000078	mg/L		02/26/24 07:59	02/26/24 16:26	1
Calcium	17		0.50	0.14	mg/L		02/26/24 07:59	02/26/24 16:26	1
Chromium	0.011		0.0020	0.0012	mg/L		02/26/24 07:59	02/26/24 16:26	1
Cobalt	<0.00022		0.0025	0.00022	mg/L		02/26/24 07:59	02/26/24 16:26	1
Copper	<0.0011		0.0020	0.0011	mg/L		02/26/24 07:59	02/26/24 16:26	1
Lead	<0.00021		0.0010	0.00021	mg/L		02/26/24 07:59	02/26/24 16:26	1
Lithium	0.0034	J	0.0050	0.0020	mg/L		02/26/24 07:59	02/27/24 15:35	1
Molybdenum	<0.00086		0.015	0.00086	mg/L		02/26/24 07:59	02/26/24 16:26	1
Nickel	0.00057	J	0.0010	0.00042	mg/L		02/26/24 07:59	02/26/24 16:26	1
Selenium	<0.00099		0.0050	0.00099	mg/L		02/26/24 07:59	02/26/24 16:26	1
Silver	<0.00039		0.0010	0.00039	mg/L		02/26/24 07:59	02/26/24 16:26	1

Client Sample Results

Client: Southern Company
Project/Site: CCR - Plant Scherer Cell 3

Job ID: 680-247131-1

Client Sample ID: SCH-CELL3-FD-10

Lab Sample ID: 680-247131-8
Date Collected: 02/22/24 00:00
Matrix: Water
Date Received: 02/24/24 09:52

Method: SW846 6020B - Metals (ICP/MS) - Total Recoverable (Continued)

Analyte	Result	Qualifier	RL	MDL	Unit	D	Prepared	Analyzed	Dil Fac
Thallium	<0.00026		0.0010	0.00026	mg/L		02/26/24 07:59	02/26/24 16:26	1
Vanadium	**0.013**		0.0020	0.00063	mg/L		02/26/24 07:59	02/26/24 16:26	1
Zinc	<0.0028		0.0050	0.0028	mg/L		02/26/24 07:59	02/26/24 16:26	1

Method: SW846 7470A - Mercury (CVAA)

Analyte	Result	Qualifier	RL	MDL	Unit	D	Prepared	Analyzed	Dil Fac
Mercury	<0.000080		0.00020	0.000080	mg/L		02/29/24 12:33	02/29/24 17:26	1

General Chemistry

Analyte	Result	Qualifier	RL	MDL	Unit	D	Prepared	Analyzed	Dil Fac
Total Dissolved Solids (SM 2540C-2011)	**130**		10	10	mg/L			02/27/24 21:02	1

Client Sample ID: SCH-GWA-44A

Lab Sample ID: 680-247131-9
Date Collected: 02/22/24 10:37
Matrix: Water
Date Received: 02/24/24 09:52

Method: EPA 300.0 - Anions, Ion Chromatography

Analyte	Result	Qualifier	RL	MDL	Unit	D	Prepared	Analyzed	Dil Fac
Chloride	**7.3**		1.0	0.20	mg/L			03/05/24 02:57	1
Fluoride	<0.20		0.40	0.20	mg/L			03/05/24 02:57	1
Sulfate	**2.1**		1.0	0.50	mg/L			03/05/24 02:57	1

Method: SW846 6020B - Metals (ICP/MS) - Total Recoverable

Analyte	Result	Qualifier	RL	MDL	Unit	D	Prepared	Analyzed	Dil Fac
Antimony	<0.00034		0.0020	0.00034	mg/L		02/26/24 07:59	02/26/24 15:46	1
Arsenic	<0.00086		0.0010	0.00086	mg/L		02/26/24 07:59	02/26/24 15:46	1
Barium	**0.052**		0.010	0.00089	mg/L		02/26/24 07:59	02/26/24 15:46	1
Beryllium	<0.00020		0.0025	0.00020	mg/L		02/26/24 07:59	02/26/24 15:46	1
Boron	<0.022		0.080	0.022	mg/L		02/26/24 07:59	02/26/24 15:46	1
Cadmium	<0.000078		0.0025	0.000078	mg/L		02/26/24 07:59	02/26/24 15:46	1
Calcium	**23**		0.50	0.14	mg/L		02/26/24 07:59	02/26/24 15:46	1
Chromium	**0.089**		0.0020	0.0012	mg/L		02/26/24 07:59	02/26/24 15:46	1
Cobalt	**0.00039**	**J**	0.0025	0.00022	mg/L		02/26/24 07:59	02/26/24 15:46	1
Copper	**0.0013**	**J**	0.0020	0.0011	mg/L		02/26/24 07:59	02/26/24 15:46	1
Lead	<0.00021		0.0010	0.00021	mg/L		02/26/24 07:59	02/26/24 15:46	1
Lithium	<0.0020		0.0050	0.0020	mg/L		02/26/24 07:59	02/27/24 14:55	1
Molybdenum	**0.0016**	**J**	0.015	0.00086	mg/L		02/26/24 07:59	02/26/24 15:46	1
Nickel	**0.021**		0.0010	0.00042	mg/L		02/26/24 07:59	02/26/24 15:46	1
Selenium	<0.00099		0.0050	0.00099	mg/L		02/26/24 07:59	02/26/24 15:46	1
Silver	<0.00039		0.0010	0.00039	mg/L		02/26/24 07:59	02/26/24 15:46	1
Thallium	<0.00026		0.0010	0.00026	mg/L		02/26/24 07:59	02/26/24 15:46	1
Vanadium	**0.011**		0.0020	0.00063	mg/L		02/26/24 07:59	02/26/24 15:46	1
Zinc	<0.0028		0.0050	0.0028	mg/L		02/26/24 07:59	02/26/24 15:46	1

Method: SW846 7470A - Mercury (CVAA)

Analyte	Result	Qualifier	RL	MDL	Unit	D	Prepared	Analyzed	Dil Fac
Mercury	<0.000080		0.00020	0.000080	mg/L		02/29/24 12:33	02/29/24 17:29	1

Client Sample ID: SCH-GWA-44A
Lab Sample ID: 680-247131-9
Date Collected: 02/22/24 10:37
Matrix: Water
Date Received: 02/24/24 09:52

General Chemistry

Analyte	Result	Qualifier	RL	MDL	Unit	D	Prepared	Analyzed	Dil Fac
Total Dissolved Solids (SM 2540C-2011)	130		10	10	mg/L			02/27/24 18:01	1

Client Sample ID: SCH-GWC-31
Lab Sample ID: 680-247131-10
Date Collected: 02/22/24 11:57
Matrix: Water
Date Received: 02/24/24 09:52

Method: EPA 300.0 - Anions, Ion Chromatography

Analyte	Result	Qualifier	RL	MDL	Unit	D	Prepared	Analyzed	Dil Fac
Chloride	4.7		1.0	0.20	mg/L			03/05/24 03:13	1
Fluoride	0.22	J	0.40	0.20	mg/L			03/05/24 03:13	1
Sulfate	3.7		1.0	0.50	mg/L			03/05/24 03:13	1

Method: SW846 6020B - Metals (ICP/MS) - Total Recoverable

Analyte	Result	Qualifier	RL	MDL	Unit	D	Prepared	Analyzed	Dil Fac
Antimony	<0.00034		0.0020	0.00034	mg/L		02/26/24 07:59	02/26/24 16:18	1
Arsenic	<0.00086		0.0010	0.00086	mg/L		02/26/24 07:59	02/26/24 16:18	1
Barium	0.016		0.010	0.00089	mg/L		02/26/24 07:59	02/26/24 16:18	1
Beryllium	<0.00020		0.0025	0.00020	mg/L		02/26/24 07:59	02/26/24 16:18	1
Boron	<0.022		0.080	0.022	mg/L		02/26/24 07:59	02/26/24 16:18	1
Cadmium	<0.000078		0.0025	0.000078	mg/L		02/26/24 07:59	02/26/24 16:18	1
Calcium	19		0.50	0.14	mg/L		02/26/24 07:59	02/26/24 16:18	1
Chromium	0.0041		0.0020	0.0012	mg/L		02/26/24 07:59	02/26/24 16:18	1
Cobalt	<0.00022		0.0025	0.00022	mg/L		02/26/24 07:59	02/26/24 16:18	1
Copper	<0.0011		0.0020	0.0011	mg/L		02/26/24 07:59	02/26/24 16:18	1
Lead	0.00039	J	0.0010	0.00021	mg/L		02/26/24 07:59	02/26/24 16:18	1
Lithium	<0.0020		0.0050	0.0020	mg/L		02/26/24 07:59	02/27/24 15:27	1
Molybdenum	<0.00086		0.015	0.00086	mg/L		02/26/24 07:59	02/26/24 16:18	1
Nickel	<0.00042		0.0010	0.00042	mg/L		02/26/24 07:59	02/26/24 16:18	1
Selenium	<0.00099		0.0050	0.00099	mg/L		02/26/24 07:59	02/26/24 16:18	1
Silver	<0.00039		0.0010	0.00039	mg/L		02/26/24 07:59	02/26/24 16:18	1
Thallium	<0.00026		0.0010	0.00026	mg/L		02/26/24 07:59	02/26/24 16:18	1
Vanadium	0.015		0.0020	0.00063	mg/L		02/26/24 07:59	02/26/24 16:18	1
Zinc	<0.0028		0.0050	0.0028	mg/L		02/26/24 07:59	02/26/24 16:18	1

Method: SW846 7470A - Mercury (CVAA)

Analyte	Result	Qualifier	RL	MDL	Unit	D	Prepared	Analyzed	Dil Fac
Mercury	<0.000080		0.00020	0.000080	mg/L		02/29/24 12:33	02/29/24 17:31	1

General Chemistry

Analyte	Result	Qualifier	RL	MDL	Unit	D	Prepared	Analyzed	Dil Fac
Total Dissolved Solids (SM 2540C-2011)	150		10	10	mg/L			02/27/24 21:02	1

Client Sample ID: SCH-GWC-30
Lab Sample ID: 680-247131-11
Date Collected: 02/22/24 11:07
Matrix: Water
Date Received: 02/24/24 09:52

Method: EPA 300.0 - Anions, Ion Chromatography

Analyte	Result	Qualifier	RL	MDL	Unit	D	Prepared	Analyzed	Dil Fac
Chloride	8.5		1.0	0.20	mg/L			03/05/24 03:28	1
Fluoride	<0.20		0.40	0.20	mg/L			03/05/24 03:28	1

Client Sample ID: SCH-GWC-30

Lab Sample ID: 680-247131-11
Date Collected: 02/22/24 11:07
Matrix: Water
Date Received: 02/24/24 09:52

Method: EPA 300.0 - Anions, Ion Chromatography (Continued)

Analyte	Result	Qualifier	RL	MDL	Unit	D	Prepared	Analyzed	Dil Fac
Sulfate	**8.5**		1.0	0.50	mg/L			03/05/24 03:28	1

Method: SW846 6020B - Metals (ICP/MS) - Total Recoverable

Analyte	Result	Qualifier	RL	MDL	Unit	D	Prepared	Analyzed	Dil Fac
Antimony	<0.00034		0.0020	0.00034	mg/L		02/26/24 07:59	02/26/24 15:44	1
Arsenic	<0.00086		0.0010	0.00086	mg/L		02/26/24 07:59	02/26/24 15:44	1
Barium	**0.030**		0.010	0.00089	mg/L		02/26/24 07:59	02/26/24 15:44	1
Beryllium	<0.00020		0.0025	0.00020	mg/L		02/26/24 07:59	02/26/24 15:44	1
Boron	<0.022		0.080	0.022	mg/L		02/26/24 07:59	02/26/24 15:44	1
Cadmium	<0.000078		0.0025	0.000078	mg/L		02/26/24 07:59	02/26/24 15:44	1
Calcium	**22**		0.50	0.14	mg/L		02/26/24 07:59	02/26/24 15:44	1
Chromium	**0.0038**		0.0020	0.0012	mg/L		02/26/24 07:59	02/26/24 15:44	1
Cobalt	<0.00022		0.0025	0.00022	mg/L		02/26/24 07:59	02/26/24 15:44	1
Copper	**0.0011**	**J**	0.0020	0.0011	mg/L		02/26/24 07:59	02/26/24 15:44	1
Lead	<0.00021		0.0010	0.00021	mg/L		02/26/24 07:59	02/26/24 15:44	1
Lithium	**0.0026**	**J**	0.0050	0.0020	mg/L		02/26/24 07:59	02/27/24 14:52	1
Molybdenum	<0.00086		0.015	0.00086	mg/L		02/26/24 07:59	02/26/24 15:44	1
Nickel	**0.0030**		0.0010	0.00042	mg/L		02/26/24 07:59	02/26/24 15:44	1
Selenium	<0.00099		0.0050	0.00099	mg/L		02/26/24 07:59	02/26/24 15:44	1
Silver	<0.00039		0.0010	0.00039	mg/L		02/26/24 07:59	02/26/24 15:44	1
Thallium	<0.00026		0.0010	0.00026	mg/L		02/26/24 07:59	02/26/24 15:44	1
Vanadium	**0.0092**		0.0020	0.00063	mg/L		02/26/24 07:59	02/26/24 15:44	1
Zinc	<0.0028		0.0050	0.0028	mg/L		02/26/24 07:59	02/26/24 15:44	1

Method: SW846 7470A - Mercury (CVAA)

Analyte	Result	Qualifier	RL	MDL	Unit	D	Prepared	Analyzed	Dil Fac
Mercury	<0.000080		0.00020	0.000080	mg/L		02/29/24 12:33	02/29/24 17:33	1

General Chemistry

Analyte	Result	Qualifier	RL	MDL	Unit	D	Prepared	Analyzed	Dil Fac
Total Dissolved Solids (SM 2540C-2011)	**150**		10	10	mg/L			02/27/24 18:01	1

Client Sample ID: SCH-GWC-32

Lab Sample ID: 680-247131-12
Date Collected: 02/22/24 14:19
Matrix: Water
Date Received: 02/24/24 09:52

Method: EPA 300.0 - Anions, Ion Chromatography

Analyte	Result	Qualifier	RL	MDL	Unit	D	Prepared	Analyzed	Dil Fac
Chloride	**3.1**		1.0	0.20	mg/L			03/05/24 03:44	1
Fluoride	<0.20		0.40	0.20	mg/L			03/05/24 03:44	1
Sulfate	**5.1**		1.0	0.50	mg/L			03/05/24 03:44	1

Method: SW846 6020B - Metals (ICP/MS) - Total Recoverable

Analyte	Result	Qualifier	RL	MDL	Unit	D	Prepared	Analyzed	Dil Fac
Antimony	<0.00034		0.0020	0.00034	mg/L		02/26/24 07:59	02/26/24 16:01	1
Arsenic	<0.00086		0.0010	0.00086	mg/L		02/26/24 07:59	02/26/24 16:01	1
Barium	**0.021**		0.010	0.00089	mg/L		02/26/24 07:59	02/26/24 16:01	1
Beryllium	<0.00020		0.0025	0.00020	mg/L		02/26/24 07:59	02/26/24 16:01	1
Boron	<0.022		0.080	0.022	mg/L		02/26/24 07:59	02/26/24 16:01	1
Cadmium	<0.000078		0.0025	0.000078	mg/L		02/26/24 07:59	02/26/24 16:01	1

Client Sample ID: SCH-GWC-32

Lab Sample ID: 680-247131-12

Date Collected: 02/22/24 14:19
Matrix: Water
Date Received: 02/24/24 09:52

Method: SW846 6020B - Metals (ICP/MS) - Total Recoverable (Continued)

Analyte	Result	Qualifier	RL	MDL	Unit	D	Prepared	Analyzed	Dil Fac
Calcium	**17**		0.50	0.14	mg/L		02/26/24 07:59	02/26/24 16:01	1
Chromium	**0.0041**		0.0020	0.0012	mg/L		02/26/24 07:59	02/26/24 16:01	1
Cobalt	<0.00022		0.0025	0.00022	mg/L		02/26/24 07:59	02/26/24 16:01	1
Copper	<0.0011		0.0020	0.0011	mg/L		02/26/24 07:59	02/26/24 16:01	1
Lead	<0.00021		0.0010	0.00021	mg/L		02/26/24 07:59	02/26/24 16:01	1
Lithium	<0.0020		0.0050	0.0020	mg/L		02/26/24 07:59	02/27/24 15:04	1
Molybdenum	<0.00086		0.015	0.00086	mg/L		02/26/24 07:59	02/26/24 16:01	1
Nickel	**0.0023**		0.0010	0.00042	mg/L		02/26/24 07:59	02/26/24 16:01	1
Selenium	<0.00099		0.0050	0.00099	mg/L		02/26/24 07:59	02/26/24 16:01	1
Silver	<0.00039		0.0010	0.00039	mg/L		02/26/24 07:59	02/26/24 16:01	1
Thallium	<0.00026		0.0010	0.00026	mg/L		02/26/24 07:59	02/26/24 16:01	1
Vanadium	**0.0080**		0.0020	0.00063	mg/L		02/26/24 07:59	02/26/24 16:01	1
Zinc	<0.0028		0.0050	0.0028	mg/L		02/26/24 07:59	02/26/24 16:01	1

Method: SW846 7470A - Mercury (CVAA)

Analyte	Result	Qualifier	RL	MDL	Unit	D	Prepared	Analyzed	Dil Fac
Mercury	<0.000080		0.00020	0.000080	mg/L		02/29/24 12:33	02/29/24 17:35	1

General Chemistry

Analyte	Result	Qualifier	RL	MDL	Unit	D	Prepared	Analyzed	Dil Fac
Total Dissolved Solids (SM 2540C-2011)	**130**		10	10	mg/L			02/28/24 10:43	1

Client Sample ID: SCH-GWA-43

Lab Sample ID: 680-247131-13

Date Collected: 02/22/24 16:10
Matrix: Water
Date Received: 02/24/24 09:52

Method: EPA 300.0 - Anions, Ion Chromatography

Analyte	Result	Qualifier	RL	MDL	Unit	D	Prepared	Analyzed	Dil Fac
Chloride	**5.2**		2.0	0.40	mg/L			03/05/24 04:00	2
Fluoride	<0.40		0.80	0.40	mg/L			03/05/24 04:00	2
Sulfate	**2.1**		2.0	1.0	mg/L			03/05/24 04:00	2

Method: SW846 6020B - Metals (ICP/MS) - Total Recoverable

Analyte	Result	Qualifier	RL	MDL	Unit	D	Prepared	Analyzed	Dil Fac
Antimony	<0.00034		0.0020	0.00034	mg/L		02/26/24 07:59	02/26/24 16:21	1
Arsenic	<0.00086		0.0010	0.00086	mg/L		02/26/24 07:59	02/26/24 16:21	1
Barium	**0.056**		0.010	0.00089	mg/L		02/26/24 07:59	02/26/24 16:21	1
Beryllium	<0.00020		0.0025	0.00020	mg/L		02/26/24 07:59	02/26/24 16:21	1
Boron	<0.022		0.080	0.022	mg/L		02/26/24 07:59	02/26/24 16:21	1
Cadmium	<0.000078		0.0025	0.000078	mg/L		02/26/24 07:59	02/26/24 16:21	1
Calcium	**28**		0.50	0.14	mg/L		02/26/24 07:59	02/26/24 16:21	1
Chromium	<0.0012		0.0020	0.0012	mg/L		02/26/24 07:59	02/26/24 16:21	1
Cobalt	**0.0088**		0.0025	0.00022	mg/L		02/26/24 07:59	02/26/24 16:21	1
Copper	<0.0011		0.0020	0.0011	mg/L		02/26/24 07:59	02/26/24 16:21	1
Lead	<0.00021		0.0010	0.00021	mg/L		02/26/24 07:59	02/26/24 16:21	1
Lithium	<0.0020		0.0050	0.0020	mg/L		02/26/24 07:59	02/27/24 15:30	1
Molybdenum	<0.00086		0.015	0.00086	mg/L		02/26/24 07:59	02/26/24 16:21	1
Nickel	**0.0033**		0.0010	0.00042	mg/L		02/26/24 07:59	02/26/24 16:21	1
Selenium	<0.00099		0.0050	0.00099	mg/L		02/26/24 07:59	02/26/24 16:21	1
Silver	<0.00039		0.0010	0.00039	mg/L		02/26/24 07:59	02/26/24 16:21	1

Client Sample ID: SCH-GWA-43

Lab Sample ID: 680-247131-13
Date Collected: 02/22/24 16:10
Matrix: Water
Date Received: 02/24/24 09:52

Method: SW846 6020B - Metals (ICP/MS) - Total Recoverable (Continued)

Analyte	Result	Qualifier	RL	MDL	Unit	D	Prepared	Analyzed	Dil Fac
Thallium	<0.00026		0.0010	0.00026	mg/L		02/26/24 07:59	02/26/24 16:21	1
Vanadium	<0.00063		0.0020	0.00063	mg/L		02/26/24 07:59	02/26/24 16:21	1
Zinc	<0.0028		0.0050	0.0028	mg/L		02/26/24 07:59	02/26/24 16:21	1

Method: SW846 7470A - Mercury (CVAA)

Analyte	Result	Qualifier	RL	MDL	Unit	D	Prepared	Analyzed	Dil Fac
Mercury	<0.000080		0.00020	0.000080	mg/L		02/29/24 12:33	02/29/24 17:37	1

General Chemistry

Analyte	Result	Qualifier	RL	MDL	Unit	D	Prepared	Analyzed	Dil Fac
Total Dissolved Solids (SM 2540C-2011)	**180**		40	40	mg/L			02/28/24 10:43	1

Client Sample ID: SCH-GWC-33A

Lab Sample ID: 680-247131-14
Date Collected: 02/22/24 15:57
Matrix: Water
Date Received: 02/24/24 09:52

Method: EPA 300.0 - Anions, Ion Chromatography

Analyte	Result	Qualifier	RL	MDL	Unit	D	Prepared	Analyzed	Dil Fac
Chloride	**2.5**		1.0	0.20	mg/L			03/05/24 05:36	1
Fluoride	<0.20		0.40	0.20	mg/L			03/05/24 05:36	1
Sulfate	<0.50		1.0	0.50	mg/L			03/05/24 05:36	1

Method: SW846 6020B - Metals (ICP/MS) - Total Recoverable

Analyte	Result	Qualifier	RL	MDL	Unit	D	Prepared	Analyzed	Dil Fac
Antimony	<0.00034		0.0020	0.00034	mg/L		02/26/24 07:59	02/26/24 15:52	1
Arsenic	<0.00086		0.0010	0.00086	mg/L		02/26/24 07:59	02/26/24 15:52	1
Barium	**0.029**		0.010	0.00089	mg/L		02/26/24 07:59	02/26/24 15:52	1
Beryllium	<0.00020		0.0025	0.00020	mg/L		02/26/24 07:59	02/26/24 15:52	1
Boron	<0.022		0.080	0.022	mg/L		02/26/24 07:59	02/26/24 15:52	1
Cadmium	<0.000078		0.0025	0.000078	mg/L		02/26/24 07:59	02/26/24 15:52	1
Calcium	**17**		0.50	0.14	mg/L		02/26/24 07:59	02/26/24 15:52	1
Chromium	**0.0082**		0.0020	0.0012	mg/L		02/26/24 07:59	02/26/24 15:52	1
Cobalt	<0.00022		0.0025	0.00022	mg/L		02/26/24 07:59	02/26/24 15:52	1
Copper	<0.0011		0.0020	0.0011	mg/L		02/26/24 07:59	02/26/24 15:52	1
Lead	<0.00021		0.0010	0.00021	mg/L		02/26/24 07:59	02/26/24 15:52	1
Lithium	<0.0020		0.0050	0.0020	mg/L		02/26/24 07:59	02/27/24 15:01	1
Molybdenum	<0.00086		0.015	0.00086	mg/L		02/26/24 07:59	02/26/24 15:52	1
Nickel	**0.00073**	**J**	0.0010	0.00042	mg/L		02/26/24 07:59	02/26/24 15:52	1
Selenium	<0.00099		0.0050	0.00099	mg/L		02/26/24 07:59	02/26/24 15:52	1
Silver	<0.00039		0.0010	0.00039	mg/L		02/26/24 07:59	02/26/24 15:52	1
Thallium	<0.00026		0.0010	0.00026	mg/L		02/26/24 07:59	02/26/24 15:52	1
Vanadium	**0.015**		0.0020	0.00063	mg/L		02/26/24 07:59	02/26/24 15:52	1
Zinc	<0.0028		0.0050	0.0028	mg/L		02/26/24 07:59	02/26/24 15:52	1

Method: SW846 7470A - Mercury (CVAA)

Analyte	Result	Qualifier	RL	MDL	Unit	D	Prepared	Analyzed	Dil Fac
Mercury	<0.000080		0.00020	0.000080	mg/L		02/29/24 12:33	02/29/24 17:39	1

Client Sample Results

Client: Southern Company
Project/Site: CCR - Plant Scherer Cell 3

Job ID: 680-247131-1

Client Sample ID: SCH-GWC-33A

Lab Sample ID: 680-247131-14
Date Collected: 02/22/24 15:57
Matrix: Water
Date Received: 02/24/24 09:52

General Chemistry

Analyte	Result	Qualifier	RL	MDL	Unit	D	Prepared	Analyzed	Dil Fac
Total Dissolved Solids (SM 2540C-2011)	120		10	10	mg/L			02/28/24 10:43	1

Client Sample ID: SCH-CELL3-FD-9

Lab Sample ID: 680-247131-15
Date Collected: 02/22/24 00:00
Matrix: Water
Date Received: 02/24/24 09:52

Method: EPA 300.0 - Anions, Ion Chromatography

Analyte	Result	Qualifier	RL	MDL	Unit	D	Prepared	Analyzed	Dil Fac
Chloride	2.6		1.0	0.20	mg/L			03/05/24 05:51	1
Fluoride	<0.20		0.40	0.20	mg/L			03/05/24 05:51	1
Sulfate	<0.50		1.0	0.50	mg/L			03/05/24 05:51	1

Method: SW846 6020B - Metals (ICP/MS) - Total Recoverable

Analyte	Result	Qualifier	RL	MDL	Unit	D	Prepared	Analyzed	Dil Fac
Antimony	<0.00034		0.0020	0.00034	mg/L		02/26/24 07:59	02/26/24 16:06	1
Arsenic	<0.00086		0.0010	0.00086	mg/L		02/26/24 07:59	02/26/24 16:06	1
Barium	0.029		0.010	0.00089	mg/L		02/26/24 07:59	02/26/24 16:06	1
Beryllium	<0.00020		0.0025	0.00020	mg/L		02/26/24 07:59	02/26/24 16:06	1
Boron	<0.022		0.080	0.022	mg/L		02/26/24 07:59	02/26/24 16:06	1
Cadmium	<0.000078		0.0025	0.000078	mg/L		02/26/24 07:59	02/26/24 16:06	1
Calcium	17		0.50	0.14	mg/L		02/26/24 07:59	02/26/24 16:06	1
Chromium	0.0079		0.0020	0.0012	mg/L		02/26/24 07:59	02/26/24 16:06	1
Cobalt	<0.00022		0.0025	0.00022	mg/L		02/26/24 07:59	02/26/24 16:06	1
Copper	<0.0011		0.0020	0.0011	mg/L		02/26/24 07:59	02/26/24 16:06	1
Lead	<0.00021		0.0010	0.00021	mg/L		02/26/24 07:59	02/26/24 16:06	1
Lithium	<0.0020		0.0050	0.0020	mg/L		02/26/24 07:59	02/27/24 15:10	1
Molybdenum	<0.00086		0.015	0.00086	mg/L		02/26/24 07:59	02/26/24 16:06	1
Nickel	0.00059	J	0.0010	0.00042	mg/L		02/26/24 07:59	02/26/24 16:06	1
Selenium	<0.00099		0.0050	0.00099	mg/L		02/26/24 07:59	02/26/24 16:06	1
Silver	<0.00039		0.0010	0.00039	mg/L		02/26/24 07:59	02/26/24 16:06	1
Thallium	<0.00026		0.0010	0.00026	mg/L		02/26/24 07:59	02/26/24 16:06	1
Vanadium	0.015		0.0020	0.00063	mg/L		02/26/24 07:59	02/26/24 16:06	1
Zinc	<0.0028		0.0050	0.0028	mg/L		02/26/24 07:59	02/26/24 16:06	1

Method: SW846 7470A - Mercury (CVAA)

Analyte	Result	Qualifier	RL	MDL	Unit	D	Prepared	Analyzed	Dil Fac
Mercury	<0.000080		0.00020	0.000080	mg/L		02/29/24 12:33	02/29/24 17:41	1

General Chemistry

Analyte	Result	Qualifier	RL	MDL	Unit	D	Prepared	Analyzed	Dil Fac
Total Dissolved Solids (SM 2540C-2011)	130		10	10	mg/L			02/28/24 10:43	1

QC Sample Results

Client: Southern Company
Project/Site: CCR - Plant Scherer Cell 3

Job ID: 680-247131-1

Method: 300.0 - Anions, Ion Chromatography

Lab Sample ID: MB 670-78938/11
Matrix: Water
Analysis Batch: 78938

Client Sample ID: Method Blank
Prep Type: Total/NA

Analyte	MB Result	MB Qualifier	RL	MDL	Unit	D	Prepared	Analyzed	Dil Fac
Chloride	<0.20		1.0	0.20	mg/L			03/04/24 16:37	1
Fluoride	<0.20		0.40	0.20	mg/L			03/04/24 16:37	1
Sulfate	<0.50		1.0	0.50	mg/L			03/04/24 16:37	1

Lab Sample ID: MB 670-78938/42
Matrix: Water
Analysis Batch: 78938

Client Sample ID: Method Blank
Prep Type: Total/NA

Analyte	MB Result	MB Qualifier	RL	MDL	Unit	D	Prepared	Analyzed	Dil Fac
Chloride	<0.20		1.0	0.20	mg/L			03/05/24 00:50	1
Fluoride	<0.20		0.40	0.20	mg/L			03/05/24 00:50	1
Sulfate	<0.50		1.0	0.50	mg/L			03/05/24 00:50	1

Lab Sample ID: LCS 670-78938/40
Matrix: Water
Analysis Batch: 78938

Client Sample ID: Lab Control Sample
Prep Type: Total/NA

Analyte	Spike Added	LCS Result	LCS Qualifier	Unit	D	%Rec	%Rec Limits
Chloride	4.00	4.03		mg/L		101	90 - 110
Fluoride	4.00	4.37		mg/L		109	90 - 110
Sulfate	4.00	4.13		mg/L		103	90 - 110

Lab Sample ID: LCS 670-78938/9
Matrix: Water
Analysis Batch: 78938

Client Sample ID: Lab Control Sample
Prep Type: Total/NA

Analyte	Spike Added	LCS Result	LCS Qualifier	Unit	D	%Rec	%Rec Limits
Chloride	4.00	3.90		mg/L		98	90 - 110
Fluoride	4.00	4.34		mg/L		108	90 - 110
Sulfate	4.00	4.09		mg/L		102	90 - 110

Lab Sample ID: LCSD 670-78938/10
Matrix: Water
Analysis Batch: 78938

Client Sample ID: Lab Control Sample Dup
Prep Type: Total/NA

Analyte	Spike Added	LCSD Result	LCSD Qualifier	Unit	D	%Rec	%Rec Limits	RPD	RPD Limit
Chloride	4.00	3.93		mg/L		98	90 - 110	1	20
Fluoride	4.00	4.31		mg/L		108	90 - 110	1	20
Sulfate	4.00	4.07		mg/L		102	90 - 110	0	20

Lab Sample ID: LCSD 670-78938/41
Matrix: Water
Analysis Batch: 78938

Client Sample ID: Lab Control Sample Dup
Prep Type: Total/NA

Analyte	Spike Added	LCSD Result	LCSD Qualifier	Unit	D	%Rec	%Rec Limits	RPD	RPD Limit
Chloride	4.00	4.01		mg/L		100	90 - 110	1	20
Fluoride	4.00	4.39		mg/L		110	90 - 110	1	20
Sulfate	4.00	4.13		mg/L		103	90 - 110	0	20

Method: 300.0 - Anions, Ion Chromatography (Continued)

Lab Sample ID: 680-247131-4 MS
Matrix: Water
Analysis Batch: 78938

Client Sample ID: SCH-CELL3-EB-9
Prep Type: Total/NA

Analyte	Sample Result	Sample Qualifier	Spike Added	MS Result	MS Qualifier	Unit	D	%Rec	%Rec Limits
Chloride	0.24	J	5.00	5.89		mg/L		113	80 - 120
Fluoride	<0.20	F1	5.00	6.31	F1	mg/L		126	80 - 120
Sulfate	<0.50		5.00	5.76		mg/L		115	80 - 120

Lab Sample ID: 680-247131-4 MSD
Matrix: Water
Analysis Batch: 78938

Client Sample ID: SCH-CELL3-EB-9
Prep Type: Total/NA

Analyte	Sample Result	Sample Qualifier	Spike Added	MSD Result	MSD Qualifier	Unit	D	%Rec	%Rec Limits	RPD	RPD Limit
Chloride	0.24	J	5.00	5.92		mg/L		114	80 - 120	1	20
Fluoride	<0.20	F1	5.00	6.39	F1	mg/L		128	80 - 120	1	20
Sulfate	<0.50		5.00	5.79		mg/L		116	80 - 120	0	20

Method: 6020B - Metals (ICP/MS)

Lab Sample ID: MB 680-824448/1-A
Matrix: Water
Analysis Batch: 824692

Client Sample ID: Method Blank
Prep Type: Total Recoverable
Prep Batch: 824448

Analyte	MB Result	MB Qualifier	RL	MDL	Unit	D	Prepared	Analyzed	Dil Fac
Antimony	<0.00034		0.0020	0.00034	mg/L		02/26/24 07:59	02/26/24 15:26	1
Arsenic	<0.00086		0.0010	0.00086	mg/L		02/26/24 07:59	02/26/24 15:26	1
Barium	<0.00089		0.010	0.00089	mg/L		02/26/24 07:59	02/26/24 15:26	1
Beryllium	<0.00020		0.0025	0.00020	mg/L		02/26/24 07:59	02/26/24 15:26	1
Boron	<0.022		0.080	0.022	mg/L		02/26/24 07:59	02/26/24 15:26	1
Cadmium	<0.000078		0.0025	0.000078	mg/L		02/26/24 07:59	02/26/24 15:26	1
Calcium	<0.14		0.50	0.14	mg/L		02/26/24 07:59	02/26/24 15:26	1
Chromium	<0.0012		0.0020	0.0012	mg/L		02/26/24 07:59	02/26/24 15:26	1
Cobalt	<0.00022		0.0025	0.00022	mg/L		02/26/24 07:59	02/26/24 15:26	1
Copper	<0.0011		0.0020	0.0011	mg/L		02/26/24 07:59	02/26/24 15:26	1
Lead	<0.00021		0.0010	0.00021	mg/L		02/26/24 07:59	02/26/24 15:26	1
Molybdenum	<0.00086		0.015	0.00086	mg/L		02/26/24 07:59	02/26/24 15:26	1
Nickel	<0.00042		0.0010	0.00042	mg/L		02/26/24 07:59	02/26/24 15:26	1
Selenium	<0.00099		0.0050	0.00099	mg/L		02/26/24 07:59	02/26/24 15:26	1
Silver	<0.00039		0.0010	0.00039	mg/L		02/26/24 07:59	02/26/24 15:26	1
Thallium	<0.00026		0.0010	0.00026	mg/L		02/26/24 07:59	02/26/24 15:26	1
Vanadium	<0.00063		0.0020	0.00063	mg/L		02/26/24 07:59	02/26/24 15:26	1
Zinc	<0.0028		0.0050	0.0028	mg/L		02/26/24 07:59	02/26/24 15:26	1

Lab Sample ID: MB 680-824448/1-A
Matrix: Water
Analysis Batch: 824936

Client Sample ID: Method Blank
Prep Type: Total Recoverable
Prep Batch: 824448

Analyte	MB Result	MB Qualifier	RL	MDL	Unit	D	Prepared	Analyzed	Dil Fac
Antimony	<0.00034		0.0020	0.00034	mg/L		02/26/24 07:59	02/28/24 08:31	1
Arsenic	<0.00086		0.0010	0.00086	mg/L		02/26/24 07:59	02/28/24 08:31	1
Barium	<0.00089		0.010	0.00089	mg/L		02/26/24 07:59	02/28/24 08:31	1
Beryllium	<0.00020		0.0025	0.00020	mg/L		02/26/24 07:59	02/28/24 08:31	1
Boron	<0.022		0.080	0.022	mg/L		02/26/24 07:59	02/28/24 08:31	1

Method: 6020B - Metals (ICP/MS) (Continued)

Lab Sample ID: MB 680-824448/1-A
Matrix: Water
Analysis Batch: 824936

Client Sample ID: Method Blank
Prep Type: Total Recoverable
Prep Batch: 824448

Analyte	MB Result	MB Qualifier	RL	MDL	Unit	D	Prepared	Analyzed	Dil Fac
Cadmium	<0.000078		0.0025	0.000078	mg/L		02/26/24 07:59	02/28/24 08:31	1
Calcium	<0.14		0.50	0.14	mg/L		02/26/24 07:59	02/28/24 08:31	1
Chromium	<0.0012		0.0020	0.0012	mg/L		02/26/24 07:59	02/28/24 08:31	1
Cobalt	<0.00022		0.0025	0.00022	mg/L		02/26/24 07:59	02/28/24 08:31	1
Copper	<0.0011		0.0020	0.0011	mg/L		02/26/24 07:59	02/28/24 08:31	1
Lead	<0.00021		0.0010	0.00021	mg/L		02/26/24 07:59	02/28/24 08:31	1
Lithium	<0.0020		0.0050	0.0020	mg/L		02/26/24 07:59	02/28/24 08:31	1
Molybdenum	<0.00086		0.015	0.00086	mg/L		02/26/24 07:59	02/28/24 08:31	1
Nickel	<0.00042		0.0010	0.00042	mg/L		02/26/24 07:59	02/28/24 08:31	1
Selenium	<0.00099		0.0050	0.00099	mg/L		02/26/24 07:59	02/28/24 08:31	1
Silver	<0.00039		0.0010	0.00039	mg/L		02/26/24 07:59	02/28/24 08:31	1
Thallium	<0.00026		0.0010	0.00026	mg/L		02/26/24 07:59	02/28/24 08:31	1
Vanadium	<0.00063		0.0020	0.00063	mg/L		02/26/24 07:59	02/28/24 08:31	1
Zinc	<0.0028		0.0050	0.0028	mg/L		02/26/24 07:59	02/28/24 08:31	1

Lab Sample ID: LCS 680-824448/2-A
Matrix: Water
Analysis Batch: 824692

Client Sample ID: Lab Control Sample
Prep Type: Total Recoverable
Prep Batch: 824448

Analyte	Spike Added	LCS Result	LCS Qualifier	Unit	D	%Rec	%Rec Limits
Antimony	0.0500	0.0566		mg/L		113	80 - 120
Arsenic	0.100	0.109		mg/L		109	80 - 120
Barium	0.100	0.115		mg/L		115	80 - 120
Beryllium	0.0500	0.0588		mg/L		118	80 - 120
Boron	0.400	0.428		mg/L		107	80 - 120
Cadmium	0.0500	0.0570		mg/L		114	80 - 120
Calcium	5.00	5.62		mg/L		112	80 - 120
Chromium	0.100	0.114		mg/L		114	80 - 120
Cobalt	0.0500	0.0577		mg/L		115	80 - 120
Copper	0.101	0.111		mg/L		110	80 - 120
Lead	0.500	0.513		mg/L		103	80 - 120
Molybdenum	0.100	0.109		mg/L		109	80 - 120
Nickel	0.100	0.110		mg/L		110	80 - 120
Selenium	0.100	0.104		mg/L		104	80 - 120
Silver	0.0500	0.0554		mg/L		111	80 - 120
Thallium	0.0500	0.0570		mg/L		114	80 - 120
Vanadium	0.100	0.105		mg/L		105	80 - 120
Zinc	0.0505	0.0567		mg/L		112	80 - 120

Lab Sample ID: LCS 680-824448/2-A
Matrix: Water
Analysis Batch: 824936

Client Sample ID: Lab Control Sample
Prep Type: Total Recoverable
Prep Batch: 824448

Analyte	Spike Added	LCS Result	LCS Qualifier	Unit	D	%Rec	%Rec Limits
Lithium	0.500	0.460		mg/L		92	80 - 120

Method: 6020B - Metals (ICP/MS) (Continued)

Lab Sample ID: 680-247136-A-14-B MS
Matrix: Water
Analysis Batch: 824692

Client Sample ID: Matrix Spike
Prep Type: Total Recoverable
Prep Batch: 824448

Analyte	Sample Result	Sample Qualifier	Spike Added	MS Result	MS Qualifier	Unit	D	%Rec	%Rec Limits
Antimony	<0.00034		0.0500	0.0573		mg/L		115	75 - 125
Arsenic	<0.00086		0.100	0.108		mg/L		108	75 - 125
Barium	0.011		0.100	0.127		mg/L		116	75 - 125
Beryllium	<0.00020		0.0500	0.0573		mg/L		115	75 - 125
Boron	<0.022		0.400	0.426		mg/L		107	75 - 125
Cadmium	0.000080	J	0.0500	0.0579		mg/L		116	75 - 125
Calcium	0.99		5.00	6.69		mg/L		114	75 - 125
Chromium	<0.0012		0.100	0.117		mg/L		116	75 - 125
Cobalt	0.030		0.0500	0.0899		mg/L		120	75 - 125
Copper	0.0013	J	0.101	0.114		mg/L		112	75 - 125
Lead	0.00028	J	0.500	0.528		mg/L		106	75 - 125
Molybdenum	<0.00086		0.100	0.115		mg/L		115	75 - 125
Nickel	0.0030		0.100	0.115		mg/L		112	75 - 125
Selenium	<0.00099		0.100	0.103		mg/L		103	75 - 125
Silver	<0.00039		0.0500	0.0577		mg/L		115	75 - 125
Thallium	<0.00026		0.0500	0.0591		mg/L		118	75 - 125
Vanadium	0.00080	J	0.100	0.111		mg/L		110	75 - 125
Zinc	0.0092		0.0505	0.0640		mg/L		108	75 - 125

Lab Sample ID: 680-247136-A-14-B MS
Matrix: Water
Analysis Batch: 824936

Client Sample ID: Matrix Spike
Prep Type: Total Recoverable
Prep Batch: 824448

Analyte	Sample Result	Sample Qualifier	Spike Added	MS Result	MS Qualifier	Unit	D	%Rec	%Rec Limits
Lithium	<0.0020		0.500	0.487		mg/L		97	75 - 125

Lab Sample ID: 680-247136-A-14-C MSD
Matrix: Water
Analysis Batch: 824692

Client Sample ID: Matrix Spike Duplicate
Prep Type: Total Recoverable
Prep Batch: 824448

Analyte	Sample Result	Sample Qualifier	Spike Added	MSD Result	MSD Qualifier	Unit	D	%Rec	%Rec Limits	RPD	RPD Limit
Antimony	<0.00034		0.0500	0.0545		mg/L		109	75 - 125	5	20
Arsenic	<0.00086		0.100	0.104		mg/L		104	75 - 125	4	20
Barium	0.011		0.100	0.121		mg/L		109	75 - 125	5	20
Beryllium	<0.00020		0.0500	0.0549		mg/L		110	75 - 125	4	20
Boron	<0.022		0.400	0.436		mg/L		109	75 - 125	2	20
Cadmium	0.000080	J	0.0500	0.0552		mg/L		110	75 - 125	5	20
Calcium	0.99		5.00	6.35		mg/L		107	75 - 125	5	20
Chromium	<0.0012		0.100	0.112		mg/L		111	75 - 125	5	20
Cobalt	0.030		0.0500	0.0855		mg/L		111	75 - 125	5	20
Copper	0.0013	J	0.101	0.111		mg/L		109	75 - 125	3	20
Lead	0.00028	J	0.500	0.507		mg/L		101	75 - 125	4	20
Molybdenum	<0.00086		0.100	0.107		mg/L		107	75 - 125	8	20
Nickel	0.0030		0.100	0.110		mg/L		107	75 - 125	4	20
Selenium	<0.00099		0.100	0.0993		mg/L		99	75 - 125	4	20
Silver	<0.00039		0.0500	0.0551		mg/L		110	75 - 125	5	20
Thallium	<0.00026		0.0500	0.0562		mg/L		112	75 - 125	5	20
Vanadium	0.00080	J	0.100	0.104		mg/L		103	75 - 125	6	20
Zinc	0.0092		0.0505	0.0609		mg/L		102	75 - 125	5	20

Method: 6020B - Metals (ICP/MS)

Lab Sample ID: 680-247136-A-14-C MSD — **Client Sample ID: Matrix Spike Duplicate**
Matrix: Water — **Prep Type: Total Recoverable**
Analysis Batch: 824936 — **Prep Batch: 824448**

Analyte	Sample Result	Sample Qualifier	Spike Added	MSD Result	MSD Qualifier	Unit	D	%Rec	%Rec Limits	RPD	RPD Limit
Lithium	<0.0020		0.500	0.463		mg/L		93	75 - 125	5	20

Method: 7470A - Mercury (CVAA)

Lab Sample ID: MB 680-824612/1-A — **Client Sample ID: Method Blank**
Matrix: Water — **Prep Type: Total/NA**
Analysis Batch: 825049 — **Prep Batch: 824612**

Analyte	MB Result	MB Qualifier	RL	MDL	Unit	D	Prepared	Analyzed	Dil Fac
Mercury	<0.000080		0.00020	0.000080	mg/L		02/26/24 15:25	02/28/24 13:53	1

Lab Sample ID: LCS 680-824612/2-A — **Client Sample ID: Lab Control Sample**
Matrix: Water — **Prep Type: Total/NA**
Analysis Batch: 825049 — **Prep Batch: 824612**

Analyte	Spike Added	LCS Result	LCS Qualifier	Unit	D	%Rec	%Rec Limits
Mercury	0.00250	0.00264		mg/L		106	80 - 120

Lab Sample ID: 680-247015-E-1-H MS — **Client Sample ID: Matrix Spike**
Matrix: Water — **Prep Type: Total/NA**
Analysis Batch: 825049 — **Prep Batch: 824612**

Analyte	Sample Result	Sample Qualifier	Spike Added	MS Result	MS Qualifier	Unit	D	%Rec	%Rec Limits
Mercury	<0.000080		0.00100	0.00103		mg/L		103	80 - 120

Lab Sample ID: 680-247015-E-1-I MSD — **Client Sample ID: Matrix Spike Duplicate**
Matrix: Water — **Prep Type: Total/NA**
Analysis Batch: 825049 — **Prep Batch: 824612**

Analyte	Sample Result	Sample Qualifier	Spike Added	MSD Result	MSD Qualifier	Unit	D	%Rec	%Rec Limits	RPD	RPD Limit
Mercury	<0.000080		0.00100	0.00109		mg/L		109	80 - 120	6	20

Lab Sample ID: MB 680-825198/1-A — **Client Sample ID: Method Blank**
Matrix: Water — **Prep Type: Total/NA**
Analysis Batch: 825433 — **Prep Batch: 825198**

Analyte	MB Result	MB Qualifier	RL	MDL	Unit	D	Prepared	Analyzed	Dil Fac
Mercury	<0.000080		0.00020	0.000080	mg/L		02/29/24 12:33	02/29/24 17:00	1

Lab Sample ID: LCS 680-825198/2-A — **Client Sample ID: Lab Control Sample**
Matrix: Water — **Prep Type: Total/NA**
Analysis Batch: 825433 — **Prep Batch: 825198**

Analyte	Spike Added	LCS Result	LCS Qualifier	Unit	D	%Rec	%Rec Limits
Mercury	0.00250	0.00242		mg/L		97	80 - 120

Method: 7470A - Mercury (CVAA) (Continued)

Lab Sample ID: 680-247150-B-9-C MS — **Client Sample ID: Matrix Spike**
Matrix: Water — **Prep Type: Total/NA**
Analysis Batch: 825433 — **Prep Batch: 825198**

Analyte	Sample Result	Sample Qualifier	Spike Added	MS Result	MS Qualifier	Unit	D	%Rec	%Rec Limits		
Mercury	<0.000080		0.00100	0.000941		mg/L		94	80 - 120		

Lab Sample ID: 680-247150-B-9-D MSD — **Client Sample ID: Matrix Spike Duplicate**
Matrix: Water — **Prep Type: Total/NA**
Analysis Batch: 825433 — **Prep Batch: 825198**

Analyte	Sample Result	Sample Qualifier	Spike Added	MSD Result	MSD Qualifier	Unit	D	%Rec	%Rec Limits	RPD	RPD Limit
Mercury	<0.000080		0.00100	0.000877		mg/L		88	80 - 120	7	20

Method: 2540C-2011 - Total Dissolved Solids (Dried at 180 °C)

Lab Sample ID: MB 680-824879/1 — **Client Sample ID: Method Blank**
Matrix: Water — **Prep Type: Total/NA**
Analysis Batch: 824879

Analyte	MB Result	MB Qualifier	RL	MDL	Unit	D	Prepared	Analyzed	Dil Fac
Total Dissolved Solids	<10		10	10	mg/L			02/27/24 18:01	1

Lab Sample ID: LCS 680-824879/2 — **Client Sample ID: Lab Control Sample**
Matrix: Water — **Prep Type: Total/NA**
Analysis Batch: 824879

Analyte			Spike Added	LCS Result	LCS Qualifier	Unit	D	%Rec	%Rec Limits		
Total Dissolved Solids			2410	2420		mg/L		100	80 - 120		

Lab Sample ID: LCSD 680-824879/3 — **Client Sample ID: Lab Control Sample Dup**
Matrix: Water — **Prep Type: Total/NA**
Analysis Batch: 824879

Analyte			Spike Added	LCSD Result	LCSD Qualifier	Unit	D	%Rec	%Rec Limits	RPD	RPD Limit
Total Dissolved Solids			2410	2420		mg/L		100	80 - 120	0	25

Lab Sample ID: 680-247026-C-7 DU — **Client Sample ID: Duplicate**
Matrix: Water — **Prep Type: Total/NA**
Analysis Batch: 824879

Analyte	Sample Result	Sample Qualifier		DU Result	DU Qualifier	Unit	D			RPD	RPD Limit
Total Dissolved Solids	320			312		mg/L				4	5

Lab Sample ID: 680-247026-C-8 DU — **Client Sample ID: Duplicate**
Matrix: Water — **Prep Type: Total/NA**
Analysis Batch: 824879

Analyte	Sample Result	Sample Qualifier		DU Result	DU Qualifier	Unit	D			RPD	RPD Limit
Total Dissolved Solids	380			370		mg/L				3	5

Method: 2540C-2011 - Total Dissolved Solids (Dried at 180 °C) (Continued)

Lab Sample ID: MB 680-824887/1 — **Client Sample ID: Method Blank**
Matrix: Water — **Prep Type: Total/NA**
Analysis Batch: 824887

Analyte	MB Result	MB Qualifier	RL	MDL	Unit	D	Prepared	Analyzed	Dil Fac
Total Dissolved Solids	<10		10	10	mg/L			02/27/24 21:02	1

Lab Sample ID: LCS 680-824887/2 — **Client Sample ID: Lab Control Sample**
Matrix: Water — **Prep Type: Total/NA**
Analysis Batch: 824887

Analyte	Spike Added	LCS Result	LCS Qualifier	Unit	D	%Rec	%Rec Limits
Total Dissolved Solids	2410	2440		mg/L		101	80 - 120

Lab Sample ID: LCSD 680-824887/3 — **Client Sample ID: Lab Control Sample Dup**
Matrix: Water — **Prep Type: Total/NA**
Analysis Batch: 824887

Analyte	Spike Added	LCSD Result	LCSD Qualifier	Unit	D	%Rec	%Rec Limits	RPD	RPD Limit
Total Dissolved Solids	2410	2440		mg/L		101	80 - 120	0	25

Lab Sample ID: 680-247131-10 DU — **Client Sample ID: SCH-GWC-31**
Matrix: Water — **Prep Type: Total/NA**
Analysis Batch: 824887

Analyte	Sample Result	Sample Qualifier	DU Result	DU Qualifier	Unit	D	RPD	RPD Limit
Total Dissolved Solids	150		145		mg/L		2	5

Lab Sample ID: MB 680-824971/1 — **Client Sample ID: Method Blank**
Matrix: Water — **Prep Type: Total/NA**
Analysis Batch: 824971

Analyte	MB Result	MB Qualifier	RL	MDL	Unit	D	Prepared	Analyzed	Dil Fac
Total Dissolved Solids	<10		10	10	mg/L			02/28/24 10:43	1

Lab Sample ID: LCS 680-824971/2 — **Client Sample ID: Lab Control Sample**
Matrix: Water — **Prep Type: Total/NA**
Analysis Batch: 824971

Analyte	Spike Added	LCS Result	LCS Qualifier	Unit	D	%Rec	%Rec Limits
Total Dissolved Solids	2410	2420		mg/L		100	80 - 120

Lab Sample ID: LCSD 680-824971/3 — **Client Sample ID: Lab Control Sample Dup**
Matrix: Water — **Prep Type: Total/NA**
Analysis Batch: 824971

Analyte	Spike Added	LCSD Result	LCSD Qualifier	Unit	D	%Rec	%Rec Limits	RPD	RPD Limit
Total Dissolved Solids	2410	2420		mg/L		100	80 - 120	0	25

Lab Sample ID: 680-247168-C-1 DU — **Client Sample ID: Duplicate**
Matrix: Water — **Prep Type: Total/NA**
Analysis Batch: 824971

Analyte	Sample Result	Sample Qualifier	DU Result	DU Qualifier	Unit	D	RPD	RPD Limit
Total Dissolved Solids	370		340	F3	mg/L		7	5

QC Sample Results

Client: Southern Company
Project/Site: CCR - Plant Scherer Cell 3

Job ID: 680-247131-1

Method: 2540C-2011 - Total Dissolved Solids (Dried at 180 °C)

Lab Sample ID: 680-247203-C-3 DU
Matrix: Water
Analysis Batch: 824971

Client Sample ID: Duplicate
Prep Type: Total/NA

Analyte	Sample Result	Sample Qualifier		DU Result	DU Qualifier	Unit	D			RPD	RPD Limit
Total Dissolved Solids	490			494		mg/L				1	5

QC Association Summary

Client: Southern Company
Project/Site: CCR - Plant Scherer Cell 3

Job ID: 680-247131-1

HPLC/IC

Analysis Batch: 78938

Lab Sample ID	Client Sample ID	Prep Type	Matrix	Method	Prep Batch
680-247131-1	SCH-GWC-35	Total/NA	Water	300.0	
680-247131-2	SCH-CELL3-FB-9	Total/NA	Water	300.0	
680-247131-3	SCH-GWC-36	Total/NA	Water	300.0	
680-247131-4	SCH-CELL3-EB-9	Total/NA	Water	300.0	
680-247131-5	SCH-GWC-37	Total/NA	Water	300.0	
680-247131-6	SCH-CELL3-FB-10	Total/NA	Water	300.0	
680-247131-7	SCH-GWC-38	Total/NA	Water	300.0	
680-247131-8	SCH-CELL3-FD-10	Total/NA	Water	300.0	
680-247131-9	SCH-GWA-44A	Total/NA	Water	300.0	
680-247131-10	SCH-GWC-31	Total/NA	Water	300.0	
680-247131-11	SCH-GWC-30	Total/NA	Water	300.0	
680-247131-12	SCH-GWC-32	Total/NA	Water	300.0	
680-247131-13	SCH-GWA-43	Total/NA	Water	300.0	
680-247131-14	SCH-GWC-33A	Total/NA	Water	300.0	
680-247131-15	SCH-CELL3-FD-9	Total/NA	Water	300.0	
MB 670-78938/11	Method Blank	Total/NA	Water	300.0	
MB 670-78938/42	Method Blank	Total/NA	Water	300.0	
LCS 670-78938/40	Lab Control Sample	Total/NA	Water	300.0	
LCS 670-78938/9	Lab Control Sample	Total/NA	Water	300.0	
LCSD 670-78938/10	Lab Control Sample Dup	Total/NA	Water	300.0	
LCSD 670-78938/41	Lab Control Sample Dup	Total/NA	Water	300.0	
680-247131-4 MS	SCH-CELL3-EB-9	Total/NA	Water	300.0	
680-247131-4 MSD	SCH-CELL3-EB-9	Total/NA	Water	300.0	

Metals

Prep Batch: 824448

Lab Sample ID	Client Sample ID	Prep Type	Matrix	Method	Prep Batch
680-247131-1	SCH-GWC-35	Total Recoverable	Water	3005A	
680-247131-2	SCH-CELL3-FB-9	Total Recoverable	Water	3005A	
680-247131-3	SCH-GWC-36	Total Recoverable	Water	3005A	
680-247131-4	SCH-CELL3-EB-9	Total Recoverable	Water	3005A	
680-247131-5	SCH-GWC-37	Total Recoverable	Water	3005A	
680-247131-6	SCH-CELL3-FB-10	Total Recoverable	Water	3005A	
680-247131-7	SCH-GWC-38	Total Recoverable	Water	3005A	
680-247131-8	SCH-CELL3-FD-10	Total Recoverable	Water	3005A	
680-247131-9	SCH-GWA-44A	Total Recoverable	Water	3005A	
680-247131-10	SCH-GWC-31	Total Recoverable	Water	3005A	
680-247131-11	SCH-GWC-30	Total Recoverable	Water	3005A	
680-247131-12	SCH-GWC-32	Total Recoverable	Water	3005A	
680-247131-13	SCH-GWA-43	Total Recoverable	Water	3005A	
680-247131-14	SCH-GWC-33A	Total Recoverable	Water	3005A	
680-247131-15	SCH-CELL3-FD-9	Total Recoverable	Water	3005A	
MB 680-824448/1-A	Method Blank	Total Recoverable	Water	3005A	
LCS 680-824448/2-A	Lab Control Sample	Total Recoverable	Water	3005A	
680-247136-A-14-B MS	Matrix Spike	Total Recoverable	Water	3005A	
680-247136-A-14-C MSD	Matrix Spike Duplicate	Total Recoverable	Water	3005A	

Prep Batch: 824612

Lab Sample ID	Client Sample ID	Prep Type	Matrix	Method	Prep Batch
680-247131-1	SCH-GWC-35	Total/NA	Water	7470A	

Metals (Continued)

Prep Batch: 824612 (Continued)

Lab Sample ID	Client Sample ID	Prep Type	Matrix	Method	Prep Batch
680-247131-2	SCH-CELL3-FB-9	Total/NA	Water	7470A	
680-247131-3	SCH-GWC-36	Total/NA	Water	7470A	
680-247131-4	SCH-CELL3-EB-9	Total/NA	Water	7470A	
680-247131-5	SCH-GWC-37	Total/NA	Water	7470A	
680-247131-6	SCH-CELL3-FB-10	Total/NA	Water	7470A	
680-247131-7	SCH-GWC-38	Total/NA	Water	7470A	
MB 680-824612/1-A	Method Blank	Total/NA	Water	7470A	
LCS 680-824612/2-A	Lab Control Sample	Total/NA	Water	7470A	
680-247015-E-1-H MS	Matrix Spike	Total/NA	Water	7470A	
680-247015-E-1-I MSD	Matrix Spike Duplicate	Total/NA	Water	7470A	

Analysis Batch: 824692

Lab Sample ID	Client Sample ID	Prep Type	Matrix	Method	Prep Batch
680-247131-1	SCH-GWC-35	Total Recoverable	Water	6020B	824448
680-247131-2	SCH-CELL3-FB-9	Total Recoverable	Water	6020B	824448
680-247131-3	SCH-GWC-36	Total Recoverable	Water	6020B	824448
680-247131-4	SCH-CELL3-EB-9	Total Recoverable	Water	6020B	824448
680-247131-5	SCH-GWC-37	Total Recoverable	Water	6020B	824448
680-247131-6	SCH-CELL3-FB-10	Total Recoverable	Water	6020B	824448
680-247131-7	SCH-GWC-38	Total Recoverable	Water	6020B	824448
680-247131-8	SCH-CELL3-FD-10	Total Recoverable	Water	6020B	824448
680-247131-9	SCH-GWA-44A	Total Recoverable	Water	6020B	824448
680-247131-10	SCH-GWC-31	Total Recoverable	Water	6020B	824448
680-247131-11	SCH-GWC-30	Total Recoverable	Water	6020B	824448
680-247131-12	SCH-GWC-32	Total Recoverable	Water	6020B	824448
680-247131-13	SCH-GWA-43	Total Recoverable	Water	6020B	824448
680-247131-14	SCH-GWC-33A	Total Recoverable	Water	6020B	824448
680-247131-15	SCH-CELL3-FD-9	Total Recoverable	Water	6020B	824448
MB 680-824448/1-A	Method Blank	Total Recoverable	Water	6020B	824448
LCS 680-824448/2-A	Lab Control Sample	Total Recoverable	Water	6020B	824448
680-247136-A-14-B MS	Matrix Spike	Total Recoverable	Water	6020B	824448
680-247136-A-14-C MSD	Matrix Spike Duplicate	Total Recoverable	Water	6020B	824448

Analysis Batch: 824936

Lab Sample ID	Client Sample ID	Prep Type	Matrix	Method	Prep Batch
680-247131-1	SCH-GWC-35	Total Recoverable	Water	6020B	824448
680-247131-2	SCH-CELL3-FB-9	Total Recoverable	Water	6020B	824448
680-247131-3	SCH-GWC-36	Total Recoverable	Water	6020B	824448
680-247131-4	SCH-CELL3-EB-9	Total Recoverable	Water	6020B	824448
680-247131-5	SCH-GWC-37	Total Recoverable	Water	6020B	824448
680-247131-6	SCH-CELL3-FB-10	Total Recoverable	Water	6020B	824448
680-247131-7	SCH-GWC-38	Total Recoverable	Water	6020B	824448
680-247131-8	SCH-CELL3-FD-10	Total Recoverable	Water	6020B	824448
680-247131-9	SCH-GWA-44A	Total Recoverable	Water	6020B	824448
680-247131-10	SCH-GWC-31	Total Recoverable	Water	6020B	824448
680-247131-11	SCH-GWC-30	Total Recoverable	Water	6020B	824448
680-247131-12	SCH-GWC-32	Total Recoverable	Water	6020B	824448
680-247131-13	SCH-GWA-43	Total Recoverable	Water	6020B	824448
680-247131-14	SCH-GWC-33A	Total Recoverable	Water	6020B	824448
680-247131-15	SCH-CELL3-FD-9	Total Recoverable	Water	6020B	824448
MB 680-824448/1-A	Method Blank	Total Recoverable	Water	6020B	824448

Metals (Continued)

Analysis Batch: 824936 (Continued)

Lab Sample ID	Client Sample ID	Prep Type	Matrix	Method	Prep Batch
LCS 680-824448/2-A	Lab Control Sample	Total Recoverable	Water	6020B	824448
680-247136-A-14-B MS	Matrix Spike	Total Recoverable	Water	6020B	824448
680-247136-A-14-C MSD	Matrix Spike Duplicate	Total Recoverable	Water	6020B	824448

Analysis Batch: 825049

Lab Sample ID	Client Sample ID	Prep Type	Matrix	Method	Prep Batch
680-247131-1	SCH-GWC-35	Total/NA	Water	7470A	824612
680-247131-2	SCH-CELL3-FB-9	Total/NA	Water	7470A	824612
680-247131-3	SCH-GWC-36	Total/NA	Water	7470A	824612
680-247131-4	SCH-CELL3-EB-9	Total/NA	Water	7470A	824612
680-247131-5	SCH-GWC-37	Total/NA	Water	7470A	824612
680-247131-6	SCH-CELL3-FB-10	Total/NA	Water	7470A	824612
680-247131-7	SCH-GWC-38	Total/NA	Water	7470A	824612
MB 680-824612/1-A	Method Blank	Total/NA	Water	7470A	824612
LCS 680-824612/2-A	Lab Control Sample	Total/NA	Water	7470A	824612
680-247015-E-1-H MS	Matrix Spike	Total/NA	Water	7470A	824612
680-247015-E-1-I MSD	Matrix Spike Duplicate	Total/NA	Water	7470A	824612

Prep Batch: 825198

Lab Sample ID	Client Sample ID	Prep Type	Matrix	Method	Prep Batch
680-247131-8	SCH-CELL3-FD-10	Total/NA	Water	7470A	
680-247131-9	SCH-GWA-44A	Total/NA	Water	7470A	
680-247131-10	SCH-GWC-31	Total/NA	Water	7470A	
680-247131-11	SCH-GWC-30	Total/NA	Water	7470A	
680-247131-12	SCH-GWC-32	Total/NA	Water	7470A	
680-247131-13	SCH-GWA-43	Total/NA	Water	7470A	
680-247131-14	SCH-GWC-33A	Total/NA	Water	7470A	
680-247131-15	SCH-CELL3-FD-9	Total/NA	Water	7470A	
MB 680-825198/1-A	Method Blank	Total/NA	Water	7470A	
LCS 680-825198/2-A	Lab Control Sample	Total/NA	Water	7470A	
680-247150-B-9-C MS	Matrix Spike	Total/NA	Water	7470A	
680-247150-B-9-D MSD	Matrix Spike Duplicate	Total/NA	Water	7470A	

Analysis Batch: 825433

Lab Sample ID	Client Sample ID	Prep Type	Matrix	Method	Prep Batch
680-247131-8	SCH-CELL3-FD-10	Total/NA	Water	7470A	825198
680-247131-9	SCH-GWA-44A	Total/NA	Water	7470A	825198
680-247131-10	SCH-GWC-31	Total/NA	Water	7470A	825198
680-247131-11	SCH-GWC-30	Total/NA	Water	7470A	825198
680-247131-12	SCH-GWC-32	Total/NA	Water	7470A	825198
680-247131-13	SCH-GWA-43	Total/NA	Water	7470A	825198
680-247131-14	SCH-GWC-33A	Total/NA	Water	7470A	825198
680-247131-15	SCH-CELL3-FD-9	Total/NA	Water	7470A	825198
MB 680-825198/1-A	Method Blank	Total/NA	Water	7470A	825198
LCS 680-825198/2-A	Lab Control Sample	Total/NA	Water	7470A	825198
680-247150-B-9-C MS	Matrix Spike	Total/NA	Water	7470A	825198
680-247150-B-9-D MSD	Matrix Spike Duplicate	Total/NA	Water	7470A	825198

QC Association Summary

Client: Southern Company
Project/Site: CCR - Plant Scherer Cell 3

Job ID: 680-247131-1

General Chemistry

Analysis Batch: 824879

Lab Sample ID	Client Sample ID	Prep Type	Matrix	Method	Prep Batch
680-247131-1	SCH-GWC-35	Total/NA	Water	2540C-2011	
680-247131-2	SCH-CELL3-FB-9	Total/NA	Water	2540C-2011	
680-247131-4	SCH-CELL3-EB-9	Total/NA	Water	2540C-2011	
680-247131-7	SCH-GWC-38	Total/NA	Water	2540C-2011	
680-247131-9	SCH-GWA-44A	Total/NA	Water	2540C-2011	
680-247131-11	SCH-GWC-30	Total/NA	Water	2540C-2011	
MB 680-824879/1	Method Blank	Total/NA	Water	2540C-2011	
LCS 680-824879/2	Lab Control Sample	Total/NA	Water	2540C-2011	
LCSD 680-824879/3	Lab Control Sample Dup	Total/NA	Water	2540C-2011	
680-247026-C-7 DU	Duplicate	Total/NA	Water	2540C-2011	
680-247026-C-8 DU	Duplicate	Total/NA	Water	2540C-2011	

Analysis Batch: 824887

Lab Sample ID	Client Sample ID	Prep Type	Matrix	Method	Prep Batch
680-247131-3	SCH-GWC-36	Total/NA	Water	2540C-2011	
680-247131-5	SCH-GWC-37	Total/NA	Water	2540C-2011	
680-247131-6	SCH-CELL3-FB-10	Total/NA	Water	2540C-2011	
680-247131-8	SCH-CELL3-FD-10	Total/NA	Water	2540C-2011	
680-247131-10	SCH-GWC-31	Total/NA	Water	2540C-2011	
MB 680-824887/1	Method Blank	Total/NA	Water	2540C-2011	
LCS 680-824887/2	Lab Control Sample	Total/NA	Water	2540C-2011	
LCSD 680-824887/3	Lab Control Sample Dup	Total/NA	Water	2540C-2011	
680-247131-10 DU	SCH-GWC-31	Total/NA	Water	2540C-2011	

Analysis Batch: 824971

Lab Sample ID	Client Sample ID	Prep Type	Matrix	Method	Prep Batch
680-247131-12	SCH-GWC-32	Total/NA	Water	2540C-2011	
680-247131-13	SCH-GWA-43	Total/NA	Water	2540C-2011	
680-247131-14	SCH-GWC-33A	Total/NA	Water	2540C-2011	
680-247131-15	SCH-CELL3-FD-9	Total/NA	Water	2540C-2011	
MB 680-824971/1	Method Blank	Total/NA	Water	2540C-2011	
LCS 680-824971/2	Lab Control Sample	Total/NA	Water	2540C-2011	
LCSD 680-824971/3	Lab Control Sample Dup	Total/NA	Water	2540C-2011	
680-247168-C-1 DU	Duplicate	Total/NA	Water	2540C-2011	
680-247203-C-3 DU	Duplicate	Total/NA	Water	2540C-2011	

Lab Chronicle

Client: Southern Company
Project/Site: CCR - Plant Scherer Cell 3

Job ID: 680-247131-1

Client Sample ID: SCH-GWC-35

Lab Sample ID: 680-247131-1
Date Collected: 02/22/24 14:51
Matrix: Water
Date Received: 02/24/24 09:52

Prep Type	Batch Type	Batch Method	Run	Dil Factor	Initial Amount	Final Amount	Batch Number	Prepared or Analyzed	Analyst	Lab
Total/NA	Analysis	300.0		2	0 mL	1.0 mL	78938	03/04/24 22:58	KS	EET ORL
	Instrument ID:	IC_001								
Total Recoverable	Prep	3005A			25 mL	125 mL	824448	02/26/24 07:59	RR	EET SAV
Total Recoverable	Analysis	6020B		1			824692	02/26/24 16:12	BWR	EET SAV
	Instrument ID:	ICPMSD								
Total Recoverable	Prep	3005A			25 mL	125 mL	824448	02/26/24 07:59	RR	EET SAV
Total Recoverable	Analysis	6020B		1			824936	02/27/24 16:01	BWR	EET SAV
	Instrument ID:	ICPMSD								
Total/NA	Prep	7470A			50 mL	50 mL	824612	02/26/24 15:25	DW	EET SAV
Total/NA	Analysis	7470A		1			825049	02/28/24 14:32	DW	EET SAV
	Instrument ID:	QuickTrace2								
Total/NA	Analysis	2540C-2011		1	50 mL	200 mL	824879	02/27/24 18:01	PG	EET SAV
	Instrument ID:	NOEQUIP								

Client Sample ID: SCH-CELL3-FB-9

Lab Sample ID: 680-247131-2
Date Collected: 02/22/24 15:35
Matrix: Water
Date Received: 02/24/24 09:52

Prep Type	Batch Type	Batch Method	Run	Dil Factor	Initial Amount	Final Amount	Batch Number	Prepared or Analyzed	Analyst	Lab
Total/NA	Analysis	300.0		1	0 mL	1.0 mL	78938	03/04/24 23:14	KS	EET ORL
	Instrument ID:	IC_001								
Total Recoverable	Prep	3005A			25 mL	125 mL	824448	02/26/24 07:59	RR	EET SAV
Total Recoverable	Analysis	6020B		1			824692	02/26/24 16:09	BWR	EET SAV
	Instrument ID:	ICPMSD								
Total Recoverable	Prep	3005A			25 mL	125 mL	824448	02/26/24 07:59	RR	EET SAV
Total Recoverable	Analysis	6020B		1			824936	02/27/24 15:12	BWR	EET SAV
	Instrument ID:	ICPMSD								
Total/NA	Prep	7470A			50 mL	50 mL	824612	02/26/24 15:25	DW	EET SAV
Total/NA	Analysis	7470A		1			825049	02/28/24 14:34	DW	EET SAV
	Instrument ID:	QuickTrace2								
Total/NA	Analysis	2540C-2011		1	200 mL	200 mL	824879	02/27/24 18:01	PG	EET SAV
	Instrument ID:	NOEQUIP								

Client Sample ID: SCH-GWC-36

Lab Sample ID: 680-247131-3
Date Collected: 02/22/24 13:39
Matrix: Water
Date Received: 02/24/24 09:52

Prep Type	Batch Type	Batch Method	Run	Dil Factor	Initial Amount	Final Amount	Batch Number	Prepared or Analyzed	Analyst	Lab
Total/NA	Analysis	300.0		1	0 mL	1.0 mL	78938	03/04/24 23:30	KS	EET ORL
	Instrument ID:	IC_001								
Total Recoverable	Prep	3005A			25 mL	125 mL	824448	02/26/24 07:59	RR	EET SAV
Total Recoverable	Analysis	6020B		1			824692	02/26/24 16:04	BWR	EET SAV
	Instrument ID:	ICPMSD								
Total Recoverable	Prep	3005A			25 mL	125 mL	824448	02/26/24 07:59	RR	EET SAV
Total Recoverable	Analysis	6020B		1			824936	02/27/24 15:07	BWR	EET SAV
	Instrument ID:	ICPMSD								

Lab Chronicle

Client: Southern Company
Project/Site: CCR - Plant Scherer Cell 3

Job ID: 680-247131-1

Client Sample ID: SCH-GWC-36

Lab Sample ID: 680-247131-3
Date Collected: 02/22/24 13:39
Matrix: Water
Date Received: 02/24/24 09:52

Prep Type	Batch Type	Batch Method	Run	Dil Factor	Initial Amount	Final Amount	Batch Number	Prepared or Analyzed	Analyst	Lab
Total/NA	Prep	7470A			50 mL	50 mL	824612	02/26/24 15:25	DW	EET SAV
Total/NA	Analysis	7470A		1			825049	02/28/24 14:36	DW	EET SAV
	Instrument ID:	QuickTrace2								
Total/NA	Analysis	2540C-2011		1	200 mL	200 mL	824887	02/27/24 21:02	PG	EET SAV
	Instrument ID:	NOEQUIP								

Client Sample ID: SCH-CELL3-EB-9

Lab Sample ID: 680-247131-4
Date Collected: 02/22/24 15:45
Matrix: Water
Date Received: 02/24/24 09:52

Prep Type	Batch Type	Batch Method	Run	Dil Factor	Initial Amount	Final Amount	Batch Number	Prepared or Analyzed	Analyst	Lab
Total/NA	Analysis	300.0		1	0 mL	1.0 mL	78938	03/05/24 01:05	KS	EET ORL
	Instrument ID:	IC_001								
Total Recoverable	Prep	3005A			25 mL	125 mL	824448	02/26/24 07:59	RR	EET SAV
Total Recoverable	Analysis	6020B		1			824692	02/26/24 16:15	BWR	EET SAV
	Instrument ID:	ICPMSD								
Total Recoverable	Prep	3005A			25 mL	125 mL	824448	02/26/24 07:59	RR	EET SAV
Total Recoverable	Analysis	6020B		1			824936	02/27/24 15:18	BWR	EET SAV
	Instrument ID:	ICPMSD								
Total/NA	Prep	7470A			50 mL	50 mL	824612	02/26/24 15:25	DW	EET SAV
Total/NA	Analysis	7470A		1			825049	02/28/24 14:43	DW	EET SAV
	Instrument ID:	QuickTrace2								
Total/NA	Analysis	2540C-2011		1	200 mL	200 mL	824879	02/27/24 18:01	PG	EET SAV
	Instrument ID:	NOEQUIP								

Client Sample ID: SCH-GWC-37

Lab Sample ID: 680-247131-5
Date Collected: 02/22/24 12:32
Matrix: Water
Date Received: 02/24/24 09:52

Prep Type	Batch Type	Batch Method	Run	Dil Factor	Initial Amount	Final Amount	Batch Number	Prepared or Analyzed	Analyst	Lab
Total/NA	Analysis	300.0		1	0 mL	1.0 mL	78938	03/05/24 01:53	KS	EET ORL
	Instrument ID:	IC_001								
Total Recoverable	Prep	3005A			25 mL	125 mL	824448	02/26/24 07:59	RR	EET SAV
Total Recoverable	Analysis	6020B		1			824692	02/26/24 15:49	BWR	EET SAV
	Instrument ID:	ICPMSD								
Total Recoverable	Prep	3005A			25 mL	125 mL	824448	02/26/24 07:59	RR	EET SAV
Total Recoverable	Analysis	6020B		1			824936	02/27/24 15:52	BWR	EET SAV
	Instrument ID:	ICPMSD								
Total/NA	Prep	7470A			50 mL	50 mL	824612	02/26/24 15:25	DW	EET SAV
Total/NA	Analysis	7470A		1			825049	02/28/24 14:45	DW	EET SAV
	Instrument ID:	QuickTrace2								
Total/NA	Analysis	2540C-2011		1	200 mL	200 mL	824887	02/27/24 21:02	PG	EET SAV
	Instrument ID:	NOEQUIP								

Lab Chronicle

Client: Southern Company
Project/Site: CCR - Plant Scherer Cell 3

Job ID: 680-247131-1

Client Sample ID: SCH-CELL3-FB-10

Lab Sample ID: 680-247131-6
Date Collected: 02/22/24 12:10
Matrix: Water
Date Received: 02/24/24 09:52

Prep Type	Batch Type	Batch Method	Run	Dil Factor	Initial Amount	Final Amount	Batch Number	Prepared or Analyzed	Analyst	Lab
Total/NA	Analysis	300.0		1	0 mL	1.0 mL	78938	03/05/24 02:09	KS	EET ORL
	Instrument ID:	IC_001								
Total Recoverable	Prep	3005A			25 mL	125 mL	824448	02/26/24 07:59	RR	EET SAV
Total Recoverable	Analysis	6020B		1			824692	02/26/24 16:35	BWR	EET SAV
	Instrument ID:	ICPMSD								
Total Recoverable	Prep	3005A			25 mL	125 mL	824448	02/26/24 07:59	RR	EET SAV
Total Recoverable	Analysis	6020B		1			824936	02/27/24 15:38	BWR	EET SAV
	Instrument ID:	ICPMSD								
Total/NA	Prep	7470A			50 mL	50 mL	824612	02/26/24 15:25	DW	EET SAV
Total/NA	Analysis	7470A		1			825049	02/28/24 14:47	DW	EET SAV
	Instrument ID:	QuickTrace2								
Total/NA	Analysis	2540C-2011		1	200 mL	200 mL	824887	02/27/24 21:02	PG	EET SAV
	Instrument ID:	NOEQUIP								

Client Sample ID: SCH-GWC-38

Lab Sample ID: 680-247131-7
Date Collected: 02/22/24 10:47
Matrix: Water
Date Received: 02/24/24 09:52

Prep Type	Batch Type	Batch Method	Run	Dil Factor	Initial Amount	Final Amount	Batch Number	Prepared or Analyzed	Analyst	Lab
Total/NA	Analysis	300.0		1	0 mL	1.0 mL	78938	03/05/24 02:25	KS	EET ORL
	Instrument ID:	IC_001								
Total Recoverable	Prep	3005A			25 mL	125 mL	824448	02/26/24 07:59	RR	EET SAV
Total Recoverable	Analysis	6020B		1			824692	02/26/24 16:24	BWR	EET SAV
	Instrument ID:	ICPMSD								
Total Recoverable	Prep	3005A			25 mL	125 mL	824448	02/26/24 07:59	RR	EET SAV
Total Recoverable	Analysis	6020B		1			824936	02/27/24 15:32	BWR	EET SAV
	Instrument ID:	ICPMSD								
Total/NA	Prep	7470A			50 mL	50 mL	824612	02/26/24 15:25	DW	EET SAV
Total/NA	Analysis	7470A		1			825049	02/28/24 14:49	DW	EET SAV
	Instrument ID:	QuickTrace2								
Total/NA	Analysis	2540C-2011		1	200 mL	200 mL	824879	02/27/24 18:01	PG	EET SAV
	Instrument ID:	NOEQUIP								

Client Sample ID: SCH-CELL3-FD-10

Lab Sample ID: 680-247131-8
Date Collected: 02/22/24 00:00
Matrix: Water
Date Received: 02/24/24 09:52

Prep Type	Batch Type	Batch Method	Run	Dil Factor	Initial Amount	Final Amount	Batch Number	Prepared or Analyzed	Analyst	Lab
Total/NA	Analysis	300.0		1	0 mL	1.0 mL	78938	03/05/24 02:41	KS	EET ORL
	Instrument ID:	IC_001								
Total Recoverable	Prep	3005A			25 mL	125 mL	824448	02/26/24 07:59	RR	EET SAV
Total Recoverable	Analysis	6020B		1			824692	02/26/24 16:26	BWR	EET SAV
	Instrument ID:	ICPMSD								
Total Recoverable	Prep	3005A			25 mL	125 mL	824448	02/26/24 07:59	RR	EET SAV
Total Recoverable	Analysis	6020B		1			824936	02/27/24 15:35	BWR	EET SAV
	Instrument ID:	ICPMSD								

Lab Chronicle

Client: Southern Company
Project/Site: CCR - Plant Scherer Cell 3

Job ID: 680-247131-1

Client Sample ID: SCH-CELL3-FD-10

Lab Sample ID: 680-247131-8
Date Collected: 02/22/24 00:00
Matrix: Water
Date Received: 02/24/24 09:52

Prep Type	Batch Type	Batch Method	Run	Dil Factor	Initial Amount	Final Amount	Batch Number	Prepared or Analyzed	Analyst	Lab
Total/NA	Prep	7470A			50 mL	50 mL	825198	02/29/24 12:33	DW	EET SAV
Total/NA	Analysis	7470A		1			825433	02/29/24 17:26	DW	EET SAV
	Instrument ID:	QuickTrace2								
Total/NA	Analysis	2540C-2011		1	200 mL	200 mL	824887	02/27/24 21:02	PG	EET SAV
	Instrument ID:	NOEQUIP								

Client Sample ID: SCH-GWA-44A

Lab Sample ID: 680-247131-9
Date Collected: 02/22/24 10:37
Matrix: Water
Date Received: 02/24/24 09:52

Prep Type	Batch Type	Batch Method	Run	Dil Factor	Initial Amount	Final Amount	Batch Number	Prepared or Analyzed	Analyst	Lab
Total/NA	Analysis	300.0		1	0 mL	1.0 mL	78938	03/05/24 02:57	KS	EET ORL
	Instrument ID:	IC_001								
Total Recoverable	Prep	3005A			25 mL	125 mL	824448	02/26/24 07:59	RR	EET SAV
Total Recoverable	Analysis	6020B		1			824692	02/26/24 15:46	BWR	EET SAV
	Instrument ID:	ICPMSD								
Total Recoverable	Prep	3005A			25 mL	125 mL	824448	02/26/24 07:59	RR	EET SAV
Total Recoverable	Analysis	6020B		1			824936	02/27/24 14:55	BWR	EET SAV
	Instrument ID:	ICPMSD								
Total/NA	Prep	7470A			50 mL	50 mL	825198	02/29/24 12:33	DW	EET SAV
Total/NA	Analysis	7470A		1			825433	02/29/24 17:29	DW	EET SAV
	Instrument ID:	QuickTrace2								
Total/NA	Analysis	2540C-2011		1	200 mL	200 mL	824879	02/27/24 18:01	PG	EET SAV
	Instrument ID:	NOEQUIP								

Client Sample ID: SCH-GWC-31

Lab Sample ID: 680-247131-10
Date Collected: 02/22/24 11:57
Matrix: Water
Date Received: 02/24/24 09:52

Prep Type	Batch Type	Batch Method	Run	Dil Factor	Initial Amount	Final Amount	Batch Number	Prepared or Analyzed	Analyst	Lab
Total/NA	Analysis	300.0		1	0 mL	1.0 mL	78938	03/05/24 03:13	KS	EET ORL
	Instrument ID:	IC_001								
Total Recoverable	Prep	3005A			25 mL	125 mL	824448	02/26/24 07:59	RR	EET SAV
Total Recoverable	Analysis	6020B		1			824692	02/26/24 16:18	BWR	EET SAV
	Instrument ID:	ICPMSD								
Total Recoverable	Prep	3005A			25 mL	125 mL	824448	02/26/24 07:59	RR	EET SAV
Total Recoverable	Analysis	6020B		1			824936	02/27/24 15:27	BWR	EET SAV
	Instrument ID:	ICPMSD								
Total/NA	Prep	7470A			50 mL	50 mL	825198	02/29/24 12:33	DW	EET SAV
Total/NA	Analysis	7470A		1			825433	02/29/24 17:31	DW	EET SAV
	Instrument ID:	QuickTrace2								
Total/NA	Analysis	2540C-2011		1	200 mL	200 mL	824887	02/27/24 21:02	PG	EET SAV
	Instrument ID:	NOEQUIP								

Lab Chronicle

Client: Southern Company
Project/Site: CCR - Plant Scherer Cell 3

Job ID: 680-247131-1

Client Sample ID: SCH-GWC-30

Lab Sample ID: 680-247131-11
Date Collected: 02/22/24 11:07
Matrix: Water
Date Received: 02/24/24 09:52

Prep Type	Batch Type	Batch Method	Run	Dil Factor	Initial Amount	Final Amount	Batch Number	Prepared or Analyzed	Analyst	Lab
Total/NA	Analysis	300.0		1	0 mL	1.0 mL	78938	03/05/24 03:28	KS	EET ORL
	Instrument ID:	IC_001								
Total Recoverable	Prep	3005A			25 mL	125 mL	824448	02/26/24 07:59	RR	EET SAV
Total Recoverable	Analysis	6020B		1			824692	02/26/24 15:44	BWR	EET SAV
	Instrument ID:	ICPMSD								
Total Recoverable	Prep	3005A			25 mL	125 mL	824448	02/26/24 07:59	RR	EET SAV
Total Recoverable	Analysis	6020B		1			824936	02/27/24 14:52	BWR	EET SAV
	Instrument ID:	ICPMSD								
Total/NA	Prep	7470A			50 mL	50 mL	825198	02/29/24 12:33	DW	EET SAV
Total/NA	Analysis	7470A		1			825433	02/29/24 17:33	DW	EET SAV
	Instrument ID:	QuickTrace2								
Total/NA	Analysis	2540C-2011		1	200 mL	200 mL	824879	02/27/24 18:01	PG	EET SAV
	Instrument ID:	NOEQUIP								

Client Sample ID: SCH-GWC-32

Lab Sample ID: 680-247131-12
Date Collected: 02/22/24 14:19
Matrix: Water
Date Received: 02/24/24 09:52

Prep Type	Batch Type	Batch Method	Run	Dil Factor	Initial Amount	Final Amount	Batch Number	Prepared or Analyzed	Analyst	Lab
Total/NA	Analysis	300.0		1	0 mL	1.0 mL	78938	03/05/24 03:44	KS	EET ORL
	Instrument ID:	IC_001								
Total Recoverable	Prep	3005A			25 mL	125 mL	824448	02/26/24 07:59	RR	EET SAV
Total Recoverable	Analysis	6020B		1			824692	02/26/24 16:01	BWR	EET SAV
	Instrument ID:	ICPMSD								
Total Recoverable	Prep	3005A			25 mL	125 mL	824448	02/26/24 07:59	RR	EET SAV
Total Recoverable	Analysis	6020B		1			824936	02/27/24 15:04	BWR	EET SAV
	Instrument ID:	ICPMSD								
Total/NA	Prep	7470A			50 mL	50 mL	825198	02/29/24 12:33	DW	EET SAV
Total/NA	Analysis	7470A		1			825433	02/29/24 17:35	DW	EET SAV
	Instrument ID:	QuickTrace2								
Total/NA	Analysis	2540C-2011		1	200 mL	200 mL	824971	02/28/24 10:43	PG	EET SAV
	Instrument ID:	NOEQUIP								

Client Sample ID: SCH-GWA-43

Lab Sample ID: 680-247131-13
Date Collected: 02/22/24 16:10
Matrix: Water
Date Received: 02/24/24 09:52

Prep Type	Batch Type	Batch Method	Run	Dil Factor	Initial Amount	Final Amount	Batch Number	Prepared or Analyzed	Analyst	Lab
Total/NA	Analysis	300.0		2	0 mL	1.0 mL	78938	03/05/24 04:00	KS	EET ORL
	Instrument ID:	IC_001								
Total Recoverable	Prep	3005A			25 mL	125 mL	824448	02/26/24 07:59	RR	EET SAV
Total Recoverable	Analysis	6020B		1			824692	02/26/24 16:21	BWR	EET SAV
	Instrument ID:	ICPMSD								
Total Recoverable	Prep	3005A			25 mL	125 mL	824448	02/26/24 07:59	RR	EET SAV
Total Recoverable	Analysis	6020B		1			824936	02/27/24 15:30	BWR	EET SAV
	Instrument ID:	ICPMSD								

Lab Chronicle

Client: Southern Company
Project/Site: CCR - Plant Scherer Cell 3

Job ID: 680-247131-1

Client Sample ID: SCH-GWA-43

Lab Sample ID: 680-247131-13
Date Collected: 02/22/24 16:10
Matrix: Water
Date Received: 02/24/24 09:52

Prep Type	Batch Type	Batch Method	Run	Dil Factor	Initial Amount	Final Amount	Batch Number	Prepared or Analyzed	Analyst	Lab
Total/NA	Prep	7470A			50 mL	50 mL	825198	02/29/24 12:33	DW	EET SAV
Total/NA	Analysis	7470A		1			825433	02/29/24 17:37	DW	EET SAV
	Instrument ID:	QuickTrace2								
Total/NA	Analysis	2540C-2011		1	50 mL	200 mL	824971	02/28/24 10:43	PG	EET SAV
	Instrument ID:	NOEQUIP								

Client Sample ID: SCH-GWC-33A

Lab Sample ID: 680-247131-14
Date Collected: 02/22/24 15:57
Matrix: Water
Date Received: 02/24/24 09:52

Prep Type	Batch Type	Batch Method	Run	Dil Factor	Initial Amount	Final Amount	Batch Number	Prepared or Analyzed	Analyst	Lab
Total/NA	Analysis	300.0		1	0 mL	1.0 mL	78938	03/05/24 05:36	KS	EET ORL
	Instrument ID:	IC_001								
Total Recoverable	Prep	3005A			25 mL	125 mL	824448	02/26/24 07:59	RR	EET SAV
Total Recoverable	Analysis	6020B		1			824692	02/26/24 15:52	BWR	EET SAV
	Instrument ID:	ICPMSD								
Total Recoverable	Prep	3005A			25 mL	125 mL	824448	02/26/24 07:59	RR	EET SAV
Total Recoverable	Analysis	6020B		1			824936	02/27/24 15:01	BWR	EET SAV
	Instrument ID:	ICPMSD								
Total/NA	Prep	7470A			50 mL	50 mL	825198	02/29/24 12:33	DW	EET SAV
Total/NA	Analysis	7470A		1			825433	02/29/24 17:39	DW	EET SAV
	Instrument ID:	QuickTrace2								
Total/NA	Analysis	2540C-2011		1	200 mL	200 mL	824971	02/28/24 10:43	PG	EET SAV
	Instrument ID:	NOEQUIP								

Client Sample ID: SCH-CELL3-FD-9

Lab Sample ID: 680-247131-15
Date Collected: 02/22/24 00:00
Matrix: Water
Date Received: 02/24/24 09:52

Prep Type	Batch Type	Batch Method	Run	Dil Factor	Initial Amount	Final Amount	Batch Number	Prepared or Analyzed	Analyst	Lab
Total/NA	Analysis	300.0		1	0 mL	1.0 mL	78938	03/05/24 05:51	KS	EET ORL
	Instrument ID:	IC_001								
Total Recoverable	Prep	3005A			25 mL	125 mL	824448	02/26/24 07:59	RR	EET SAV
Total Recoverable	Analysis	6020B		1			824692	02/26/24 16:06	BWR	EET SAV
	Instrument ID:	ICPMSD								
Total Recoverable	Prep	3005A			25 mL	125 mL	824448	02/26/24 07:59	RR	EET SAV
Total Recoverable	Analysis	6020B		1			824936	02/27/24 15:10	BWR	EET SAV
	Instrument ID:	ICPMSD								
Total/NA	Prep	7470A			50 mL	50 mL	825198	02/29/24 12:33	DW	EET SAV
Total/NA	Analysis	7470A		1			825433	02/29/24 17:41	DW	EET SAV
	Instrument ID:	QuickTrace2								
Total/NA	Analysis	2540C-2011		1	200 mL	200 mL	824971	02/28/24 10:43	PG	EET SAV
	Instrument ID:	NOEQUIP								

Lab Chronicle

Client: Southern Company
Project/Site: CCR - Plant Scherer Cell 3

Job ID: 680-247131-1

Laboratory References:

EET ORL = Eurofins Orlando, 481 Newburyport Avenue, Altamonte Springs, FL 32701, TEL (407)339-5984

EET SAV = Eurofins Savannah, 5102 LaRoche Avenue, Savannah, GA 31404, TEL (912)354-7858

Accreditation/Certification Summary

Client: Southern Company
Project/Site: CCR - Plant Scherer Cell 3

Job ID: 680-247131-1

Laboratory: Eurofins Savannah

The accreditations/certifications listed below are applicable to this report.

Authority	Program	Identification Number	Expiration Date
Florida	NELAP	E87052	06-30-24
Georgia	State	E87052	06-30-24

Laboratory: Eurofins Orlando

All accreditations/certifications held by this laboratory are listed. Not all accreditations/certifications are applicable to this report.

Authority	Program	Identification Number	Expiration Date
Alabama	State	42800	06-30-24
Arkansas (DW)	State	FL00091	06-30-24
Florida	NELAP	E83018	06-30-24
Georgia (DW)	State	C055	06-30-24
Louisiana (All)	NELAP	239316	06-30-24
Louisiana (DW)	State	LA039	05-24-24
Mississippi	State	MS00007	06-30-24
New Mexico	State	FL00091	06-30-24
North Carolina (DW)	State	12712	07-31-24
Tennessee	State	TN04930	06-30-24
Texas	NELAP	T104704571	02-28-25
Washington	State	C1089	10-19-24

Method Summary

Client: Southern Company
Project/Site: CCR - Plant Scherer Cell 3

Job ID: 680-247131-1

Method	Method Description	Protocol	Laboratory
300.0	Anions, Ion Chromatography	EPA	EET ORL
6020B	Metals (ICP/MS)	SW846	EET SAV
7470A	Mercury (CVAA)	SW846	EET SAV
2540C-2011	Total Dissolved Solids (Dried at 180 °C)	SM	EET SAV
3005A	Preparation, Total Recoverable or Dissolved Metals	SW846	EET SAV
7470A	Preparation, Mercury	SW846	EET SAV

Protocol References:

EPA = US Environmental Protection Agency
SM = "Standard Methods For The Examination Of Water And Wastewater"
SW846 = "Test Methods For Evaluating Solid Waste, Physical/Chemical Methods", Third Edition, November 1986 And Its Updates.

Laboratory References:

EET ORL = Eurofins Orlando, 481 Newburyport Avenue, Altamonte Springs, FL 32701, TEL (407)339-5984
EET SAV = Eurofins Savannah, 5102 LaRoche Avenue, Savannah, GA 31404, TEL (912)354-7858

Eurofins Savannah
5102 LaRoche Avenue
Savannah, GA 31404
Phone (912) 354-7858 Phone (912) 352-0165

Chain of Custody Record

eurofins | Environment Testing

244 ATLANTA

Client Information	Sampler(s): Mark Mann	Lab PM / Phone: David Fuller / 770-344-8986	Carrier Tracking No(s):	COC No:
Client Contact: Joju Abraham	Site-Project Manager / Phone: Dawn Prell / 248-536-5445	E-Mail: David.Fuller@et.eurofinsus.com	State of Origin: GA	Page: Page 1 of 2
Company: Southern Company				Job #:
Address: 241 Ralph McGill Blvd SE B10185	Due Date Requested:			
City: Atlanta	TAT Requested (days): 2 weeks			
State, Zip: GA, 30308	Compliance Project: Δ Yes Δ No			
Phone:	Lab Project #: (DO NOT REMOVE) 68027798			
Email: JAbraham@southernco.com	Lab PO #: GPC82130-0006 / PO Line #5			
Project Name: CCR - Plant Scherer Cell 3	Project #:			
Site:				

Analysis Requested

Preservation Codes:
A - HCL, B - NaOH, C - Zn Acetate, D - Nitric Acid, E - NaHSO4, F - MeOH, G - Amchlor, H - Ascorbic Acid, I - Ice, J - DI Water, K - EDTA, L - EDA, M - Hexane, N - None, O - AsNaO2, P - Na2O4S, Q - Na2SO3, R - Na2S2O3, S - H2SO4, T - TSP Dodecahydrate, U - Acetone, V - MCAA, W - pH 4-5, Y - Trizma, Z - other (specify)
Other:

Task_Code: SCH-CCR-OTH-20240222
Special Instructions/Notes:

Sample Identification	Sample Date	Sample Time	Sample Type (C=comp, G=grab)	Matrix (W=water, S=solid, O=waste/oil, BT=Tissue, A=Air)	Field Filtered Sample (Yes or No)	Perform MS/MSD (Yes or No)	300_ORGFM_28D - Chloride, Fluoride, Sulfate	2540C - Solids, Total Dissolved (TDS)	6020B - Select ICPMS (19) Metals	7470A - App IV Mercury	9315_Ra226 - Radium 226	9320_Ra228 - Radium 228	Ra226Ra228_GFPC - Combined Radium 226 and 228	Total Number of containers	
			Preservation Code:				N	N	D	D	D	D	D		
SCH-GWC-35	2/22/24	14:51	G	WG	N	N	X	X	X	X	X	X	X	5	
SCH-CELL3-FB-9	2/22/24	15:35	G	WQ	N	N	X	X	X	X	X	X	X	5	
SCH-GWC-36	2/22/24	13:39	G	WG	N	N	X	X	X	X	X	X	X	5	
SCH-CELL3-EB-9	2/22/24	15:45	G	WQ	N	N	X	X	X	X	X	X	X	5	
SCH-GWC-37	2/22/24	12:32	G	WG	N	N	X	X	X	X	X	X	X	5	
SCH-CELL3-FB-10	2/22/24	12:10	G	WQ	N	N	X	X	X	X	X	X	X	5	
SCH-GWC-38	2/22/24	10:47	G	WG	N	N	X	X	X	X	X	X	X	5	
SCH-CELL3-FD-10	2/22/24	-	G	WG	N	N	X	X	X	X	X	X	X	5	
SCH-GWA-44A	2/22/24	10:37	G	WG	N	N	X	X	X	X	X	X	X	5	
SCH-GWC-31	2/22/24	11:57	G	WG	N	N	X	X	X	X	X	X	X	7	Extra Rad
SCH-GWC-30	2/22/24	11:07	G	WG	N	N	X	X	X	X	X	X	X	5	

680-247131 Chain of Custody

Possible Hazard Identification
☐ Non-Hazard ☐ Flammable ☐ Skin Irritant ☐ Poison B ☐ Unknown ☐ Radiological

Sample Disposal (A fee may be assessed if samples are retained longer than 1 month)
☐ Return To Client ☐ Disposal By Lab ☐ Archive For _____ Months

Deliverable Requested: I, II, III, IV, Other (specify)

Special Instructions/QC Requirements:

Empty Kit Relinquished by:	Date:	Time:	Method of Shipment:

Relinquished by	Date/Time	Company	Received by	Date/Time	Company
MARK MANN	02/23/24 1535	WSP		2/23/24 15:35	Eurofins
	2/23/24 1600				
			C. Munro	2/24/24 0952	

Custody Seals Intact: Δ Yes Δ No
Custody Seal No.:
Cooler Temperature(s) °C and Other Remarks: 2.7/2.7 0.6/0.6 2.5/2.5 1.8/1.8 1.3/1.3

Ver: 01/16/2019
3/8/2024 (Rev. 2)

Eurofins Savannah
5102 LaRoche Avenue
Savannah, GA 31404
Phone (912) 354-7858 Phone (912) 352-0165

Chain of Custody Record

244- ATLANTA

Client Information	Sampler(s): Mark Mann	Lab PM / Phone: David Fuller / 770-344-8986	Carrier Tracking No(s):	COC No:
Client Contact: Joju Abraham	Site-Project Manager / Phone: Dawn Prell / 248-536-5445	E-Mail: David.Fuller@et.eurofinsus.com	State of Origin: GA	Page: Page 2 of 2
Company: Southern Company				Job #:
Address: 241 Ralph McGill Blvd SE B10185	Due Date Requested:			
City: Atlanta	TAT Requested (days): 2 weeks			
State, Zip: GA, 30308	Compliance Project: Δ Yes Δ No			
Phone:	Lab Project #: (DO NOT REMOVE) 68027798			
Email: JAbraham@southernco.com	Lab PO #: GPC82130-0006 / PO Line #5			
Project Name: CCR - Plant Scherer Cell 3	Project #:			
Site:				

Analysis Requested

Preservation Codes:
A - HCL, B - NaOH, C - Zn Acetate, D - Nitric Acid, E - NaHSO4, F - MeOH, G - Amchlor, H - Ascorbic Acid, I - Ice, J - DI Water, K - EDTA, L - EDA
M - Hexane, N - None, O - AsNaO2, P - Na2O4S, Q - Na2SO3, R - Na2S2O3, S - H2SO4, T - TSP Dodecahydrate, U - Acetone, V - MCAA, W - pH 4-5, Y - Trizma, Z - other (specify)
Other:

Task_Code: SCH-CCR-OTH-20240222

Special Instructions/Notes:

Sample Identification	Sample Date	Sample Time	Sample Type (C=Comp, G=grab)	Matrix (W=water, S=solid, O=waste/oil, BT=Tissue, A=Air)	Field Filtered Sample (Yes or No)	Perform MS/MSD (Yes or No)	300_ORGFM_28D - Chloride, Fluoride, Sulfate	2540C - Solids, Total Dissolved (TDS)	6020B - Select ICPMS (19) Metals	7470A - App IV Mercury	9315_Ra226 - Radium 226	9320_Ra228 - Radium 228	Ra226Ra228_GFPC - Combined Radium 226 and 228	Total Number of containers
			Preservation Code:				N	N	D	D	D	D	D	
SCH-GWC-32	2/22/24	14:19	G	WG	N	N	X	X	X	X	X	X	X	5
SCH-GWA-43	2/22/24	16:10	G	WG	N	N	X	X	X	X	X	X	X	5
SCH-GWC-33A	2/22/24	15:57	G	WG	N	N	X	X	X	X	X	X	X	5
SCH-CELL3-FD-9	2/22/24	-	G	WG	N	N	X	X	X	X	X	X	X	5
				WG	N	N	X	X	X	X	X	X	X	5
				WG	N	N	X	X	X	X	X	X	X	5
				WG	N	N	X	X	X	X	X	X	X	5
				WG	N	N	X	X	X	X	X	X	X	5
				WG	N	N	X	X	X	X	X	X	X	5
				WG	N	N	X	X	X	X	X	X	X	5
				WG	N	N	X	X	X	X	X	X	X	5

Possible Hazard Identification
☐ *Non-Hazard* ☐ *Flammable* ☐ *Skin Irritant* *Poison B* ☐ *Unknown* ☐ *Radiological*

Sample Disposal (A fee may be assessed if samples are retained longer than 1 month)
☐ *Return To Client* ☐ *Disposal By Lab* ☐ *Archive For* _____ *Months*

Deliverable Requested: I, II, III, IV, Other (specify)

Special Instructions/QC Requirements:

Empty Kit Relinquished by:	Date:	Time:	Method of Shipment:

Relinquished by	Date/Time	Company	Received by	Date/Time	Company
MARK MANN	02/23/24 1535	WSP		2/23/24 1535	Eurofins
	2/23/24 1600				

Custody Seals Intact: Δ Yes Δ No	Custody Seal No.:	Cooler Temperature(s) °C and Other Remarks: 2.7/2.7 0.6/0.6 2.5/2.5 1.8/1.8 1.3/1.3

Eurofins Savannah
5102 LaRoche Avenue
Savannah, GA 31404
Phone: 912-354-7858 Fax: 912-352-0165

Chain of Custody Record

eurofins | Environment Testing

Client Information (Sub Contract Lab)	Sampler:	Lab PM: Fuller, David	Carrier Tracking No(s):	COC No: 680-764579.1
Client Contact: Shipping/Receiving	Phone:	E-Mail: David.Fuller@et.eurofinsus.com	State of Origin: Georgia	Page: Page 1 of 2
Company: TestAmerica Laboratories, Inc.		Accreditations Required (See note): NELAP - Florida; State - Georgia		Job #: 680-247131-1
Address: 13715 Rider Trail North, ,	Due Date Requested: 3/6/2024			
City: Earth City	TAT Requested (days):			
State, Zip: MO, 63045				
Phone: 314-298-8566(Tel) 314-298-8757(Fax)	PO #:			
Email:	WO #:			
Project Name: CCR - Plant Scherer Cell 3	Project #: 68027798			
Site:	SSOW#:			

Analysis Requested

Preservation Codes:
A - HCL, B - NaOH, C - Zn Acetate, D - Nitric Acid, E - NaHSO4, F - MeOH, G - Amchlor, H - Ascorbic Acid, I - Ice, J - DI Water, K - EDTA, L - EDA, M - Hexane, N - None, O - AsNaO2, P - Na2O4S, Q - Na2SO3, R - Na2S2O3, S - H2SO4, T - TSP Dodecahydrate, U - Acetone, V - MCAA, W - pH 4-5, Y - Trizma, Z - other (specify)
Other:

Sample Identification - Client ID (Lab ID)	Sample Date	Sample Time	Sample Type (C=comp, G=grab)	Matrix (W=water, S=solid, O=waste/oil, BT=Tissue, A=Air)	Field Filtered Sample (Yes or No)	Perform MS/MSD (Yes or No)	9315_Ra226/PrecSep_21 Radium-226 (GFPC) - 21 day decay	9320_Ra228/PrecSep_0 Radium-228 (GFPC)	Ra226Ra228_GFPC/ Combined Radium-226 and Radium-228	Total Number of containers	Special Instructions/Note:
			Preservation Code:								
SCH-GWC-35 (680-247131-1)	2/22/24	14:51 Eastern		Water			X	X	X	2	
SCH-CELL3-FB-9 (680-247131-2)	2/22/24	15:35 Eastern		Water			X	X	X	2	
SCH-GWC-36 (680-247131-3)	2/22/24	13:39 Eastern		Water			X	X	X	2	
SCH-CELL3-EB-9 (680-247131-4)	2/22/24	15:45 Eastern		Water			X	X	X	2	
SCH-GWC-37 (680-247131-5)	2/22/24	12:32 Eastern		Water			X	X	X	2	
SCH-CELL3-FB-10 (680-247131-6)	2/22/24	12:10 Eastern		Water			X	X	X	2	
SCH-GWC-38 (680-247131-7)	2/22/24	10:47 Eastern		Water			X	X	X	2	
SCH-CELL3-FD-10 (680-247131-8)	2/22/24	Eastern		Water			X	X	X	2	
SCH-GWC-44A (680-247131-9)	2/22/24	10:37 Eastern		Water			X	X	X	2	

Note: Since laboratory accreditations are subject to change, Eurofins Environment Testing Southeast, LLC places the ownership of method, analyte & accreditation compliance upon our subcontract laboratories. This sample shipment is forwarded under chain-of-custody. If the laboratory does not currently maintain accreditation in the State of Origin listed above for analysis/tests/matrix being analyzed, the samples must be shipped back to the Eurofins Environment Testing Southeast, LLC laboratory or other instructions will be provided. Any changes to accreditation status should be brought to Eurofins Environment Testing Southeast, LLC attention immediately. If all requested accreditations are current to date, return the signed Chain of Custody attesting to said compliance to Eurofins Environment Testing Southeast, LLC.

Possible Hazard Identification *Unconfirmed*	***Sample Disposal (A fee may be assessed if samples are retained longer than 1 month)*** ☐ *Return To Client* ☐ *Disposal By Lab* ☐ *Archive For* _____ *Months*
Deliverable Requested: I, II, III, IV, Other (specify) Primary Deliverable Rank: 2	Special Instructions/QC Requirements:

Empty Kit Relinquished by:	Date:	Time:	Method of Shipment:		
Relinquished by:	Date/Time:	Company	Received by: Richard Thornley	Date/Time: FEB 27 2024 0830	Company ETA STL
Relinquished by:	Date/Time:	Company	Received by:	Date/Time:	Company
Relinquished by:	Date/Time:	Company	Received by:	Date/Time:	Company
Custody Seals Intact: Δ Yes Δ No	Custody Seal No.:		Cooler Temperature(s) °C and Other Remarks:		

Ver: 06/08/2021

Eurofins Savannah
5102 LaRoche Avenue
Savannah, GA 31404
Phone: 912-354-7858 Fax: 912-352-0165

Chain of Custody Record

eurofins | Environment Testing

Client Information (Sub Contract Lab)	Sampler:	Lab PM: Fuller, David	Carrier Tracking No(s):	COC No: 680-764579.2
Client Contact: Shipping/Receiving	Phone:	E-Mail: David.Fuller@et.eurofinsus.com	State of Origin: Georgia	Page: Page 2 of 2
Company: TestAmerica Laboratories, Inc.		Accreditations Required (See note): NELAP - Florida; State - Georgia		Job #: 680-247131-1
Address: 13715 Rider Trail North, ,	Due Date Requested: 3/6/2024			
City: Earth City	TAT Requested (days):			
State, Zip: MO, 63045				
Phone: 314-298-8566(Tel) 314-298-8757(Fax)	PO #:			
Email:	WO #:			
Project Name: CCR - Plant Scherer Cell 3	Project #: 68027798			
Site:	SSOW#:			

Analysis Requested

Preservation Codes:
A - HCL
B - NaOH
C - Zn Acetate
D - Nitric Acid
E - NaHSO4
F - MeOH
G - Amchlor
H - Ascorbic Acid
I - Ice
J - DI Water
K - EDTA
L - EDA
M - Hexane
N - None
O - AsNaO2
P - Na2O4S
Q - Na2SO3
R - Na2S2O3
S - H2SO4
T - TSP Dodecahydrate
U - Acetone
V - MCAA
W - pH 4-5
Y - Trizma
Z - other (specify)
Other:

Sample Identification - Client ID (Lab ID)	Sample Date	Sample Time	Sample Type (C=comp, G=grab)	Matrix (W=water, S=solid, O=waste/oil, BT=Tissue, A=Air)	Field Filtered Sample (Yes or No)	Perform MS/MSD (Yes or No)	9315_Ra226/PrecSep_21 Radium-226 (GFPC) - 21 day decay	9320_Ra228/PrecSep_0 Radium-228 (GFPC)	Ra226Ra228_GFPC/ Combined Radium-226 and Radium-228	Total Number of containers	Special Instructions/Note:
			Preservation Code:								
SCH-GWC-31 (680-247131-10)	2/22/24	11:57 Eastern		Water			X	X	X	2	
SCH-GWC-30 (680-247131-11)	2/22/24	11:07 Eastern		Water			X	X	X	4	
SCH-GWC-32 (680-247131-12)	2/22/24	14:19 Eastern		Water			X	X	X	2	
SCH-GWC-43 (680-247131-13)	2/22/24	16:10 Eastern		Water			X	X	X	2	
SCH-GWC-33A (680-247131-14)	2/22/24	15:57 Eastern		Water			X	X	X	2	
SCH-CELL3-FD-9 (680-247131-15)	2/22/24	Eastern		Water			X	X	X	2	

Note: Since laboratory accreditations are subject to change, Eurofins Environment Testing Southeast, LLC places the ownership of method, analyte & accreditation compliance upon our subcontract laboratories. This sample shipment is forwarded under chain-of-custody. If the laboratory does not currently maintain accreditation in the State of Origin listed above for analysis/tests/matrix being analyzed, the samples must be shipped back to the Eurofins Environment Testing Southeast, LLC laboratory or other instructions will be provided. Any changes to accreditation status should be brought to Eurofins Environment Testing Southeast, LLC attention immediately. If all requested accreditations are current to date, return the signed Chain of Custody attesting to said compliance to Eurofins Environment Testing Southeast, LLC.

Possible Hazard Identification *Unconfirmed*			***Sample Disposal (A fee may be assessed if samples are retained longer than 1 month)*** ☐ *Return To Client* ☐ *Disposal By Lab* ☐ *Archive For* _____ *Months*
Deliverable Requested: I, II, III, IV, Other (specify)	Primary Deliverable Rank: 2		Special Instructions/QC Requirements:
Empty Kit Relinquished by:	Date:	Time:	Method of Shipment:

Relinquished by:	Date/Time:	Company	Received by: Richard Thornley	Date/Time: FEB 27 2024 0830	Company: ETA STL
Relinquished by:	Date/Time:	Company	Received by:	Date/Time:	Company
Relinquished by:	Date/Time:	Company	Received by:	Date/Time:	Company

Custody Seals Intact: Δ Yes Δ No	Custody Seal No.:	Cooler Temperature(s) °C and Other Remarks:

Ver: 06/08/2021

Eurofins Savannah
5102 LaRoche Avenue
Savannah, GA 31404
Phone: 912-354-7858 Fax: 912-352-0165

Chain of Custody Record

eurofins | Environment Testing

Client Information (Sub Contract Lab)	Sampler:	Lab PM: Fuller, David	Carrier Tracking No(s):	COC No: 680-765080.1
Client Contact: Shipping/Receiving	Phone:	E-Mail: David.Fuller@et.eurofinsus.com	State of Origin: Georgia	Page: Page 1 of 2
Company: Eurofins Environment Testing Southeast,		Accreditations Required (See note): NELAP - Florida; State - Georgia		Job #: 680-247131-1
Address: 481 Newburyport Avenue, ,	Due Date Requested: 3/6/2024			
City: Altamonte Springs	TAT Requested (days):			
State, Zip: FL, 32701				
Phone: 407-339-5984(Tel) 407-260-6110(Fax)	PO #:			
Email:	WO #:			
Project Name: CCR - Plant Scherer Cell 3	Project #: 68027798			
Site:	SSOW#:			

Analysis Requested

Preservation Codes:
A - HCL
B - NaOH
C - Zn Acetate
D - Nitric Acid
E - NaHSO4
F - MeOH
G - Amchlor
H - Ascorbic Acid
I - Ice
J - DI Water
K - EDTA
L - EDA
M - Hexane
N - None
O - AsNaO2
P - Na2O4S
Q - Na2SO3
R - Na2S2O3
S - H2SO4
T - TSP Dodecahydrate
U - Acetone
V - MCAA
W - pH 4-5
Y - Trizma
Z - other (specify)
Other:

Sample Identification - Client ID (Lab ID)	Sample Date	Sample Time	Sample Type (C=Comp, G=grab)	Matrix (W=water, S=solid, O=waste/oil, BT=Tissue, A=Air)	Field Filtered Sample (Yes or No)	Perform MS/MSD (Yes or No)	300_ORGFM_28D/ Cl, Fl, SO4, Br	Total Number of containers	Special Instructions/Note:
			Preservation Code:		X	X		X	
SCH-GWC-35 (680-247131-1)	2/22/24	14:51 Eastern		Water			X	1	
SCH-CELL3-FB-9 (680-247131-2)	2/22/24	15:35 Eastern		Water			X	1	
SCH-GWC-36 (680-247131-3)	2/22/24	13:39 Eastern		Water			X	1	
SCH-CELL3-EB-9 (680-247131-4)	2/22/24	15:45 Eastern		Water			X	1	
SCH-GWC-37 (680-247131-5)	2/22/24	12:32 Eastern		Water			X	1	
SCH-CELL3-FB-10 (680-247131-6)	2/22/24	12:10 Eastern		Water			X	1	
SCH-GWC-38 (680-247131-7)	2/22/24	10:47 Eastern		Water			X	1	
SCH-CELL3-FD-10 (680-247131-8)	2/22/24	Eastern		Water			X	1	
SCH-GWC-44A (680-247131-9)	2/22/24	10:37 Eastern		Water			X	1	

Note: Since laboratory accreditations are subject to change, Eurofins Environment Testing Southeast, LLC places the ownership of method, analyte & accreditation compliance upon our subcontract laboratories. This sample shipment is forwarded under chain-of-custody. If the laboratory does not currently maintain accreditation in the State of Origin listed above for analysis/tests/matrix being analyzed, the samples must be shipped back to the Eurofins Environment Testing Southeast, LLC laboratory or other instructions will be provided. Any changes to accreditation status should be brought to Eurofins Environment Testing Southeast, LLC attention immediately. If all requested accreditations are current to date, return the signed Chain of Custody attesting to said compliance to Eurofins Environment Testing Southeast, LLC.

Possible Hazard Identification *Unconfirmed*	***Sample Disposal (A fee may be assessed if samples are retained longer than 1 month)*** ☐ *Return To Client* ☐ *Disposal By Lab* ☐ *Archive For* _____ *Months*
Deliverable Requested: I, II, III, IV, Other (specify) Primary Deliverable Rank: 2	Special Instructions/QC Requirements:

Empty Kit Relinquished by:	Date:	Time:	Method of Shipment:

Relinquished by:	Date/Time:	Company	Received by:	Date/Time:	Company
	3-1-24 1600				
Relinquished by:	Date/Time:	Company	Received by:	Date/Time:	Company
Relinquished by:	Date/Time:	Company	Received by:	Date/Time: 3/2/24 930	Company

Custody Seals Intact: Δ Yes Δ No	Custody Seal No.:	Cooler Temperature(s) °C and Other Remarks: 1.8/1.8 576

Ver: 06/08/2021

Eurofins Savannah
5102 LaRoche Avenue
Savannah, GA 31404
Phone: 912-354-7858 Fax: 912-352-0165

Chain of Custody Record

eurofins | Environment Testing

Client Information (Sub Contract Lab)	Sampler:	Lab PM: Fuller, David	Carrier Tracking No(s):	COC No: 680-765080.2
Client Contact: Shipping/Receiving	Phone:	E-Mail: David.Fuller@et.eurofinsus.com	State of Origin: Georgia	Page: Page 2 of 2
Company: Eurofins Environment Testing Southeast,		Accreditations Required (See note): NELAP - Florida; State - Georgia		Job #: 680-247131-1
Address: 481 Newburyport Avenue, ,	Due Date Requested: 3/6/2024			
City: Altamonte Springs	TAT Requested (days):			
State, Zip: FL, 32701				
Phone: 407-339-5984(Tel) 407-260-6110(Fax)	PO #:			
Email:	WO #:			
Project Name: CCR - Plant Scherer Cell 3	Project #: 68027798			
Site:	SSOW#:			

Analysis Requested

Preservation Codes:
A - HCL
B - NaOH
C - Zn Acetate
D - Nitric Acid
E - NaHSO4
F - MeOH
G - Amchlor
H - Ascorbic Acid
I - Ice
J - DI Water
K - EDTA
L - EDA
M - Hexane
N - None
O - AsNaO2
P - Na2O4S
Q - Na2SO3
R - Na2S2O3
S - H2SO4
T - TSP Dodecahydrate
U - Acetone
V - MCAA
W - pH 4-5
Y - Trizma
Z - other (specify)
Other:

Sample Identification - Client ID (Lab ID)	Sample Date	Sample Time	Sample Type (C=comp, G=grab)	Matrix (W=water, S=solid, O=waste/oil, BT=Tissue, A=Air)	Field Filtered Sample (Yes or No)	Perform MS/MSD (Yes or No)	300_ORGFM_28D/ Cl, Fl, SO4, Br	Total Number of containers	Special Instructions/Note:
			Preservation Code:						
SCH-GWC-31 (680-247131-10)	2/22/24	11:57 Eastern		Water			X	1	
SCH-GWC-30 (680-247131-11)	2/22/24	11:07 Eastern		Water			X	1	
SCH-GWC-32 (680-247131-12)	2/22/24	14:19 Eastern		Water			X	1	
SCH-GWC-43 (680-247131-13)	2/22/24	16:10 Eastern		Water			X	1	
SCH-GWC-33A (680-247131-14)	2/22/24	15:57 Eastern		Water			X	1	
SCH-CELL3-FD-9 (680-247131-15)	2/22/24	Eastern		Water			X	1	

Note: Since laboratory accreditations are subject to change, Eurofins Environment Testing Southeast, LLC places the ownership of method, analyte & accreditation compliance upon our subcontract laboratories. This sample shipment is forwarded under chain-of-custody. If the laboratory does not currently maintain accreditation in the State of Origin listed above for analysis/tests/matrix being analyzed, the samples must be shipped back to the Eurofins Environment Testing Southeast, LLC laboratory or other instructions will be provided. Any changes to accreditation status should be brought to Eurofins Environment Testing Southeast, LLC attention immediately. If all requested accreditations are current to date, return the signed Chain of Custody attesting to said compliance to Eurofins Environment Testing Southeast, LLC.

Possible Hazard Identification
Unconfirmed

Sample Disposal (A fee may be assessed if samples are retained longer than 1 month)
☐ *Return To Client* ☐ *Disposal By Lab* ☐ *Archive For* _____ *Months*

Deliverable Requested: I, II, III, IV, Other (specify) Primary Deliverable Rank: 2

Special Instructions/QC Requirements:

Empty Kit Relinquished by:	Date:	Time:	Method of Shipment:

Relinquished by:	Date/Time:	Company	Received by:	Date/Time:	Company
[signature]	3-1-24 1600				
			[signature]	3/2/24 930	

Custody Seals Intact: Δ Yes Δ No | Custody Seal No.:

Cooler Temperature(s) °C and Other Remarks: 1 8/1 8 [illegible]

Login Sample Receipt Checklist

Client: Southern Company

Job Number: 680-247131-1

Login Number: 247131
List Number: 1
Creator: Munro, Caroline

List Source: Eurofins Savannah

Question	Answer	Comment
Radioactivity wasn't checked or is </= background as measured by a survey meter.	N/A	
The cooler's custody seal, if present, is intact.	True	
Sample custody seals, if present, are intact.	True	
The cooler or samples do not appear to have been compromised or tampered with.	True	
Samples were received on ice.	True	
Cooler Temperature is acceptable.	True	
Cooler Temperature is recorded.	True	
COC is present.	True	
COC is filled out in ink and legible.	True	
COC is filled out with all pertinent information.	True	
Is the Field Sampler's name present on COC?	True	
There are no discrepancies between the containers received and the COC.	True	
Samples are received within Holding Time (excluding tests with immediate HTs)	True	
Sample containers have legible labels.	True	
Containers are not broken or leaking.	True	
Sample collection date/times are provided.	True	
Appropriate sample containers are used.	True	
Sample bottles are completely filled.	True	
Sample Preservation Verified.	N/A	
There is sufficient vol. for all requested analyses, incl. any requested MS/MSDs	True	
Containers requiring zero headspace have no headspace or bubble is <6mm (1/4").	N/A	
Multiphasic samples are not present.	True	
Samples do not require splitting or compositing.	True	
Residual Chlorine Checked.	N/A	

Login Sample Receipt Checklist

Client: Southern Company

Job Number: 680-247131-1

Login Number: 247131
List Number: 3
Creator: Wehr, Alexander C

List Source: Eurofins Orlando
List Creation: 03/02/24 10:36 AM

Question	Answer	Comment
Radioactivity wasn't checked or is </= background as measured by a survey meter.	N/A	
The cooler's custody seal, if present, is intact.	True	
Sample custody seals, if present, are intact.	True	
The cooler or samples do not appear to have been compromised or tampered with.	True	
Samples were received on ice.	True	
Cooler Temperature is acceptable.	True	
Cooler Temperature is recorded.	True	
COC is present.	True	
COC is filled out in ink and legible.	True	
COC is filled out with all pertinent information.	True	
Is the Field Sampler's name present on COC?	True	
There are no discrepancies between the containers received and the COC.	True	
Samples are received within Holding Time (excluding tests with immediate HTs)	True	
Sample containers have legible labels.	True	
Containers are not broken or leaking.	True	
Sample collection date/times are provided.	True	
Appropriate sample containers are used.	True	
Sample bottles are completely filled.	True	
Sample Preservation Verified.	True	
There is sufficient vol. for all requested analyses, incl. any requested MS/MSDs	True	
Containers requiring zero headspace have no headspace or bubble is <6mm (1/4").	True	
Multiphasic samples are not present.	True	
Samples do not require splitting or compositing.	True	
Residual Chlorine Checked.	N/A	

eurofins | Environment Testing

ANALYTICAL REPORT

PREPARED FOR

Attn: Joju Abraham
Southern Company
241 Ralph McGill Blvd SE
B10185
Atlanta, Georgia 30308

Generated 3/26/2024 4:33:48 PM

JOB DESCRIPTION

CCR - Plant Scherer Cell 3

JOB NUMBER

680-247131-2

Eurofins Savannah
5102 LaRoche Avenue
Savannah GA 31404

See page two for job notes and contact information.

my EOL

Eurofins Savannah

Job Notes

This report may not be reproduced except in full, and with written approval from the laboratory. The results relate only to the samples tested. For questions please contact the Project Manager at the e-mail address or telephone number listed on this page.

The test results in this report relate only to the samples as received by the laboratory and will meet all requirements of the methodology, with any exceptions noted. This report shall not be reproduced except in full, without the express written approval of the laboratory. All questions should be directed to the Eurofins Environment Testing Southeast, LLC Project Manager.

Authorization

Generated
3/26/2024 4:33:48 PM

Authorized for release by
David Fuller, Project Manager
David.Fuller@et.eurofinsus.com
(770)344-8986

Definitions/Glossary

Client: Southern Company
Project/Site: CCR - Plant Scherer Cell 3

Job ID: 680-247131-2

Qualifiers

Rad

Qualifier	Qualifier Description
U	Result is less than the sample detection limit.

Glossary

Abbreviation	These commonly used abbreviations may or may not be present in this report.
¤	Listed under the "D" column to designate that the result is reported on a dry weight basis
%R	Percent Recovery
CFL	Contains Free Liquid
CFU	Colony Forming Unit
CNF	Contains No Free Liquid
DER	Duplicate Error Ratio (normalized absolute difference)
Dil Fac	Dilution Factor
DL	Detection Limit (DoD/DOE)
DL, RA, RE, IN	Indicates a Dilution, Re-analysis, Re-extraction, or additional Initial metals/anion analysis of the sample
DLC	Decision Level Concentration (Radiochemistry)
EDL	Estimated Detection Limit (Dioxin)
LOD	Limit of Detection (DoD/DOE)
LOQ	Limit of Quantitation (DoD/DOE)
MCL	EPA recommended "Maximum Contaminant Level"
MDA	Minimum Detectable Activity (Radiochemistry)
MDC	Minimum Detectable Concentration (Radiochemistry)
MDL	Method Detection Limit
ML	Minimum Level (Dioxin)
MPN	Most Probable Number
MQL	Method Quantitation Limit
NC	Not Calculated
ND	Not Detected at the reporting limit (or MDL or EDL if shown)
NEG	Negative / Absent
POS	Positive / Present
PQL	Practical Quantitation Limit
PRES	Presumptive
QC	Quality Control
RER	Relative Error Ratio (Radiochemistry)
RL	Reporting Limit or Requested Limit (Radiochemistry)
RPD	Relative Percent Difference, a measure of the relative difference between two points
TEF	Toxicity Equivalent Factor (Dioxin)
TEQ	Toxicity Equivalent Quotient (Dioxin)
TNTC	Too Numerous To Count

Sample Summary

Client: Southern Company
Project/Site: CCR - Plant Scherer Cell 3

Job ID: 680-247131-2

Lab Sample ID	Client Sample ID	Matrix	Collected	Received
680-247131-1	SCH-GWC-35	Water	02/22/24 14:51	02/24/24 09:52
680-247131-2	SCH-CELL3-FB-9	Water	02/22/24 15:35	02/24/24 09:52
680-247131-3	SCH-GWC-36	Water	02/22/24 13:39	02/24/24 09:52
680-247131-4	SCH-CELL3-EB-9	Water	02/22/24 15:45	02/24/24 09:52
680-247131-5	SCH-GWC-37	Water	02/22/24 12:32	02/24/24 09:52
680-247131-6	SCH-CELL3-FB-10	Water	02/22/24 12:10	02/24/24 09:52
680-247131-7	SCH-GWC-38	Water	02/22/24 10:47	02/24/24 09:52
680-247131-8	SCH-CELL3-FD-10	Water	02/22/24 00:00	02/24/24 09:52
680-247131-9	SCH-GWA-44A	Water	02/22/24 10:37	02/24/24 09:52
680-247131-10	SCH-GWC-31	Water	02/22/24 11:57	02/24/24 09:52
680-247131-11	SCH-GWC-30	Water	02/22/24 11:07	02/24/24 09:52
680-247131-12	SCH-GWC-32	Water	02/22/24 14:19	02/24/24 09:52
680-247131-13	SCH-GWA-43	Water	02/22/24 16:10	02/24/24 09:52
680-247131-14	SCH-GWC-33A	Water	02/22/24 15:57	02/24/24 09:52
680-247131-15	SCH-CELL3-FD-9	Water	02/22/24 00:00	02/24/24 09:52

Job Narrative
680-247131-2

Analytical test results meet all requirements of the associated regulatory program listed on the Accreditation/Certification Summary Page unless otherwise noted under the individual analysis. Data qualifiers are applied to indicate exceptions. Noncompliant quality control (QC) is further explained in narrative comments.

- Matrix QC may not be reported if insufficient sample or site-specific QC samples were not submitted. In these situations, to demonstrate precision and accuracy at a batch level, a LCS/LCSD may be performed, unless otherwise specified in the method.
- Surrogate and/or isotope dilution analyte recoveries (if applicable) which are outside of the QC window are confirmed unless attributed to a dilution or otherwise noted in the narrative.

Receipt
The samples were received on 2/24/2024 9:52 AM. Unless otherwise noted below, the samples arrived in good condition, and, where required, properly preserved and on ice. The temperatures of the 5 coolers at receipt time were 0.6°C, 1.3°C, 1.8°C, 2.5°C and 2.7°C.

Gas Flow Proportional Counter
Method 9315_Ra226: Radium-226 Prep Batch 160-650195: Insufficient sample volume was available to perform a sample duplicate for the following samples: SCH-GWC-35 (680-247131-1), SCH-CELL3-FB-9 (680-247131-2), SCH-GWC-36 (680-247131-3), SCH-CELL3-EB-9 (680-247131-4), SCH-GWC-37 (680-247131-5), SCH-CELL3-FB-10 (680-247131-6), SCH-GWC-38 (680-247131-7), SCH-CELL3-FD-10 (680-247131-8), SCH-GWA-44A (680-247131-9), SCH-GWC-31 (680-247131-10), SCH-GWC-30 (680-247131-11), SCH-GWC-32 (680-247131-12), SCH-GWA-43 (680-247131-13), SCH-GWC-33A (680-247131-14) and SCH-CELL3-FD-9 (680-247131-15). A laboratory control sample/ laboratory control sample duplicate (LCS/LCSD) were prepared instead to demonstrate batch precision.

Method 9320_Ra228: Radium-228 Prep Batch 160-650196: Insufficient sample volume was available to perform a sample duplicate for the following samples: SCH-GWC-35 (680-247131-1), SCH-CELL3-FB-9 (680-247131-2), SCH-GWC-36 (680-247131-3), SCH-CELL3-EB-9 (680-247131-4), SCH-GWC-37 (680-247131-5), SCH-CELL3-FB-10 (680-247131-6), SCH-GWC-38 (680-247131-7), SCH-CELL3-FD-10 (680-247131-8), SCH-GWA-44A (680-247131-9), SCH-GWC-31 (680-247131-10), SCH-GWC-30 (680-247131-11), SCH-GWC-32 (680-247131-12), SCH-GWA-43 (680-247131-13), SCH-GWC-33A (680-247131-14) and SCH-CELL3-FD-9 (680-247131-15). A laboratory control sample/ laboratory control sample duplicate (LCS/LCSD) were prepared instead to demonstrate batch precision.

No additional analytical or quality issues were noted, other than those described above or in the Definitions/ Glossary page.

Rad
No additional analytical or quality issues were noted, other than those described above or in the Definitions/ Glossary page.

Client Sample Results

Client: Southern Company
Project/Site: CCR - Plant Scherer Cell 3

Job ID: 680-247131-2

Client Sample ID: SCH-GWC-35

Lab Sample ID: 680-247131-1

Date Collected: 02/22/24 14:51
Date Received: 02/24/24 09:52

Matrix: Water

Method: SW846 9315 - Radium-226 (GFPC)

Analyte	Result	Qualifier	Count Uncert. (2σ+/-)	Total Uncert. (2σ+/-)	RL	MDC	Unit	Prepared	Analyzed	Dil Fac
Radium-226	0.0622	U	0.0645	0.0648	1.00	0.101	pCi/L	02/28/24 09:44	03/25/24 14:43	1

Carrier	*%Yield*	*Qualifier*	*Limits*	*Prepared*	*Analyzed*	*Dil Fac*
Ba Carrier	*92.9*		*30 - 110*	*02/28/24 09:44*	*03/25/24 14:43*	*1*

Method: SW846 9320 - Radium-228 (GFPC)

Analyte	Result	Qualifier	Count Uncert. (2σ+/-)	Total Uncert. (2σ+/-)	RL	MDC	Unit	Prepared	Analyzed	Dil Fac
Radium-228	0.102	U	0.270	0.270	1.00	0.478	pCi/L	02/28/24 09:47	03/18/24 11:44	1

Carrier	*%Yield*	*Qualifier*	*Limits*	*Prepared*	*Analyzed*	*Dil Fac*
Ba Carrier	*92.9*		*30 - 110*	*02/28/24 09:47*	*03/18/24 11:44*	*1*
Y Carrier	*87.5*		*30 - 110*	*02/28/24 09:47*	*03/18/24 11:44*	*1*

Method: TAL-STL Ra226_Ra228 - Combined Radium-226 and Radium-228

Analyte	Result	Qualifier	Count Uncert. (2σ+/-)	Total Uncert. (2σ+/-)	RL	MDC	Unit	Prepared	Analyzed	Dil Fac
Combined Radium 226 + 228	0.164	U	0.278	0.278	5.00	0.478	pCi/L		03/26/24 14:43	1

Client Sample ID: SCH-CELL3-FB-9

Lab Sample ID: 680-247131-2

Date Collected: 02/22/24 15:35
Date Received: 02/24/24 09:52

Matrix: Water

Method: SW846 9315 - Radium-226 (GFPC)

Analyte	Result	Qualifier	Count Uncert. (2σ+/-)	Total Uncert. (2σ+/-)	RL	MDC	Unit	Prepared	Analyzed	Dil Fac
Radium-226	0.0349	U	0.0504	0.0505	1.00	0.0861	pCi/L	02/28/24 09:44	03/25/24 14:44	1

Carrier	*%Yield*	*Qualifier*	*Limits*	*Prepared*	*Analyzed*	*Dil Fac*
Ba Carrier	*94.4*		*30 - 110*	*02/28/24 09:44*	*03/25/24 14:44*	*1*

Method: SW846 9320 - Radium-228 (GFPC)

Analyte	Result	Qualifier	Count Uncert. (2σ+/-)	Total Uncert. (2σ+/-)	RL	MDC	Unit	Prepared	Analyzed	Dil Fac
Radium-228	0.0422	U	0.259	0.259	1.00	0.476	pCi/L	02/28/24 09:47	03/18/24 11:44	1

Carrier	*%Yield*	*Qualifier*	*Limits*	*Prepared*	*Analyzed*	*Dil Fac*
Ba Carrier	*94.4*		*30 - 110*	*02/28/24 09:47*	*03/18/24 11:44*	*1*
Y Carrier	*86.4*		*30 - 110*	*02/28/24 09:47*	*03/18/24 11:44*	*1*

Client Sample Results

Client: Southern Company
Project/Site: CCR - Plant Scherer Cell 3

Job ID: 680-247131-2

Client Sample ID: SCH-CELL3-FB-9

Lab Sample ID: 680-247131-2
Date Collected: 02/22/24 15:35
Matrix: Water
Date Received: 02/24/24 09:52

Method: TAL-STL Ra226_Ra228 - Combined Radium-226 and Radium-228

Analyte	Result	Qualifier	Count Uncert. (2σ+/-)	Total Uncert. (2σ+/-)	RL	MDC	Unit	Prepared	Analyzed	Dil Fac
Combined Radium 226 + 228	0.0771	U	0.264	0.264	5.00	0.476	pCi/L		03/26/24 14:43	1

Client Sample ID: SCH-GWC-36

Lab Sample ID: 680-247131-3
Date Collected: 02/22/24 13:39
Matrix: Water
Date Received: 02/24/24 09:52

Method: SW846 9315 - Radium-226 (GFPC)

Analyte	Result	Qualifier	Count Uncert. (2σ+/-)	Total Uncert. (2σ+/-)	RL	MDC	Unit	Prepared	Analyzed	Dil Fac
Radium-226	-0.0154	U	0.0507	0.0507	1.00	0.119	pCi/L	02/28/24 09:44	03/25/24 14:44	1

Carrier	*%Yield*	*Qualifier*	*Limits*	*Prepared*	*Analyzed*	*Dil Fac*
Ba Carrier	*80.2*		*30 - 110*	*02/28/24 09:44*	*03/25/24 14:44*	*1*

Method: SW846 9320 - Radium-228 (GFPC)

Analyte	Result	Qualifier	Count Uncert. (2σ+/-)	Total Uncert. (2σ+/-)	RL	MDC	Unit	Prepared	Analyzed	Dil Fac
Radium-228	-0.0997	U	0.306	0.306	1.00	0.613	pCi/L	02/28/24 09:47	03/18/24 11:44	1

Carrier	*%Yield*	*Qualifier*	*Limits*	*Prepared*	*Analyzed*	*Dil Fac*
Ba Carrier	*80.2*		*30 - 110*	*02/28/24 09:47*	*03/18/24 11:44*	*1*
Y Carrier	*75.9*		*30 - 110*	*02/28/24 09:47*	*03/18/24 11:44*	*1*

Method: TAL-STL Ra226_Ra228 - Combined Radium-226 and Radium-228

Analyte	Result	Qualifier	Count Uncert. (2σ+/-)	Total Uncert. (2σ+/-)	RL	MDC	Unit	Prepared	Analyzed	Dil Fac
Combined Radium 226 + 228	-0.115	U	0.310	0.310	5.00	0.613	pCi/L		03/26/24 14:43	1

Client Sample ID: SCH-CELL3-EB-9

Lab Sample ID: 680-247131-4
Date Collected: 02/22/24 15:45
Matrix: Water
Date Received: 02/24/24 09:52

Method: SW846 9315 - Radium-226 (GFPC)

Analyte	Result	Qualifier	Count Uncert. (2σ+/-)	Total Uncert. (2σ+/-)	RL	MDC	Unit	Prepared	Analyzed	Dil Fac
Radium-226	0.101	U	0.0798	0.0803	1.00	0.116	pCi/L	02/28/24 09:44	03/25/24 14:44	1

Carrier	*%Yield*	*Qualifier*	*Limits*	*Prepared*	*Analyzed*	*Dil Fac*
Ba Carrier	*93.7*		*30 - 110*	*02/28/24 09:44*	*03/25/24 14:44*	*1*

Client Sample Results

Client: Southern Company
Project/Site: CCR - Plant Scherer Cell 3

Job ID: 680-247131-2

Client Sample ID: SCH-CELL3-EB-9

Lab Sample ID: 680-247131-4

Date Collected: 02/22/24 15:45
Matrix: Water
Date Received: 02/24/24 09:52

Method: SW846 9320 - Radium-228 (GFPC)

Analyte	Result	Qualifier	Count Uncert. (2σ+/-)	Total Uncert. (2σ+/-)	RL	MDC	Unit	Prepared	Analyzed	Dil Fac
Radium-228	-0.131	U	0.274	0.274	1.00	0.549	pCi/L	02/28/24 09:47	03/18/24 11:44	1

Carrier	*%Yield*	*Qualifier*	*Limits*	*Prepared*	*Analyzed*	*Dil Fac*
Ba Carrier	*93.7*		*30 - 110*	*02/28/24 09:47*	*03/18/24 11:44*	*1*
Y Carrier	*80.7*		*30 - 110*	*02/28/24 09:47*	*03/18/24 11:44*	*1*

Method: TAL-STL Ra226_Ra228 - Combined Radium-226 and Radium-228

Analyte	Result	Qualifier	Count Uncert. (2σ+/-)	Total Uncert. (2σ+/-)	RL	MDC	Unit	Prepared	Analyzed	Dil Fac
Combined Radium 226 + 228	-0.0303	U	0.285	0.286	5.00	0.549	pCi/L		03/26/24 14:43	1

Client Sample ID: SCH-GWC-37

Lab Sample ID: 680-247131-5

Date Collected: 02/22/24 12:32
Matrix: Water
Date Received: 02/24/24 09:52

Method: SW846 9315 - Radium-226 (GFPC)

Analyte	Result	Qualifier	Count Uncert. (2σ+/-)	Total Uncert. (2σ+/-)	RL	MDC	Unit	Prepared	Analyzed	Dil Fac
Radium-226	0.000	U	0.0656	0.0656	1.00	0.135	pCi/L	02/28/24 09:44	03/25/24 14:57	1

Carrier	*%Yield*	*Qualifier*	*Limits*	*Prepared*	*Analyzed*	*Dil Fac*
Ba Carrier	*80.5*		*30 - 110*	*02/28/24 09:44*	*03/25/24 14:57*	*1*

Method: SW846 9320 - Radium-228 (GFPC)

Analyte	Result	Qualifier	Count Uncert. (2σ+/-)	Total Uncert. (2σ+/-)	RL	MDC	Unit	Prepared	Analyzed	Dil Fac
Radium-228	-0.208	U	0.335	0.335	1.00	0.683	pCi/L	02/28/24 09:47	03/18/24 11:44	1

Carrier	*%Yield*	*Qualifier*	*Limits*	*Prepared*	*Analyzed*	*Dil Fac*
Ba Carrier	*80.5*		*30 - 110*	*02/28/24 09:47*	*03/18/24 11:44*	*1*
Y Carrier	*75.9*		*30 - 110*	*02/28/24 09:47*	*03/18/24 11:44*	*1*

Method: TAL-STL Ra226_Ra228 - Combined Radium-226 and Radium-228

Analyte	Result	Qualifier	Count Uncert. (2σ+/-)	Total Uncert. (2σ+/-)	RL	MDC	Unit	Prepared	Analyzed	Dil Fac
Combined Radium 226 + 228	-0.208	U	0.341	0.341	5.00	0.683	pCi/L		03/26/24 14:43	1

Client Sample Results

Client: Southern Company
Project/Site: CCR - Plant Scherer Cell 3

Job ID: 680-247131-2

Client Sample ID: SCH-CELL3-FB-10

Lab Sample ID: 680-247131-6

Date Collected: 02/22/24 12:10
Matrix: Water
Date Received: 02/24/24 09:52

Method: SW846 9315 - Radium-226 (GFPC)

Analyte	Result	Qualifier	Count Uncert. (2σ+/-)	Total Uncert. (2σ+/-)	RL	MDC	Unit	Prepared	Analyzed	Dil Fac
Radium-226	-0.0452	U	0.0427	0.0429	1.00	0.115	pCi/L	02/28/24 09:44	03/25/24 14:57	1

Carrier	*%Yield*	*Qualifier*	*Limits*	*Prepared*	*Analyzed*	*Dil Fac*
Ba Carrier	*101*		*30 - 110*	*02/28/24 09:44*	*03/25/24 14:57*	*1*

Method: SW846 9320 - Radium-228 (GFPC)

Analyte	Result	Qualifier	Count Uncert. (2σ+/-)	Total Uncert. (2σ+/-)	RL	MDC	Unit	Prepared	Analyzed	Dil Fac
Radium-228	-0.0706	U	0.224	0.224	1.00	0.445	pCi/L	02/28/24 09:47	03/18/24 11:44	1

Carrier	*%Yield*	*Qualifier*	*Limits*	*Prepared*	*Analyzed*	*Dil Fac*
Ba Carrier	*101*		*30 - 110*	*02/28/24 09:47*	*03/18/24 11:44*	*1*
Y Carrier	*84.9*		*30 - 110*	*02/28/24 09:47*	*03/18/24 11:44*	*1*

Method: TAL-STL Ra226_Ra228 - Combined Radium-226 and Radium-228

Analyte	Result	Qualifier	Count Uncert. (2σ+/-)	Total Uncert. (2σ+/-)	RL	MDC	Unit	Prepared	Analyzed	Dil Fac
Combined Radium 226 + 228	-0.116	U	0.228	0.228	5.00	0.445	pCi/L		03/26/24 14:43	1

Client Sample ID: SCH-GWC-38

Lab Sample ID: 680-247131-7

Date Collected: 02/22/24 10:47
Matrix: Water
Date Received: 02/24/24 09:52

Method: SW846 9315 - Radium-226 (GFPC)

Analyte	Result	Qualifier	Count Uncert. (2σ+/-)	Total Uncert. (2σ+/-)	RL	MDC	Unit	Prepared	Analyzed	Dil Fac
Radium-226	0.0209	U	0.0703	0.0703	1.00	0.131	pCi/L	02/28/24 09:44	03/25/24 14:57	1

Carrier	*%Yield*	*Qualifier*	*Limits*	*Prepared*	*Analyzed*	*Dil Fac*
Ba Carrier	*97.0*		*30 - 110*	*02/28/24 09:44*	*03/25/24 14:57*	*1*

Method: SW846 9320 - Radium-228 (GFPC)

Analyte	Result	Qualifier	Count Uncert. (2σ+/-)	Total Uncert. (2σ+/-)	RL	MDC	Unit	Prepared	Analyzed	Dil Fac
Radium-228	0.270	U	0.315	0.316	1.00	0.517	pCi/L	02/28/24 09:47	03/18/24 11:44	1

Carrier	*%Yield*	*Qualifier*	*Limits*	*Prepared*	*Analyzed*	*Dil Fac*
Ba Carrier	*97.0*		*30 - 110*	*02/28/24 09:47*	*03/18/24 11:44*	*1*
Y Carrier	*81.1*		*30 - 110*	*02/28/24 09:47*	*03/18/24 11:44*	*1*

Client Sample Results

Client: Southern Company
Project/Site: CCR - Plant Scherer Cell 3

Job ID: 680-247131-2

Client Sample ID: SCH-GWC-38

Lab Sample ID: 680-247131-7
Date Collected: 02/22/24 10:47
Matrix: Water
Date Received: 02/24/24 09:52

Method: TAL-STL Ra226_Ra228 - Combined Radium-226 and Radium-228

Analyte	Result	Qualifier	Count Uncert. (2σ+/-)	Total Uncert. (2σ+/-)	RL	MDC	Unit	Prepared	Analyzed	Dil Fac
Combined Radium 226 + 228	0.291	U	0.323	0.324	5.00	0.517	pCi/L		03/26/24 14:43	1

Client Sample ID: SCH-CELL3-FD-10

Lab Sample ID: 680-247131-8
Date Collected: 02/22/24 00:00
Matrix: Water
Date Received: 02/24/24 09:52

Method: SW846 9315 - Radium-226 (GFPC)

Analyte	Result	Qualifier	Count Uncert. (2σ+/-)	Total Uncert. (2σ+/-)	RL	MDC	Unit	Prepared	Analyzed	Dil Fac
Radium-226	0.0182	U	0.0524	0.0525	1.00	0.0994	pCi/L	02/28/24 09:44	03/25/24 14:56	1

Carrier	*%Yield*	*Qualifier*	*Limits*	*Prepared*	*Analyzed*	*Dil Fac*
Ba Carrier	*104*		*30 - 110*	*02/28/24 09:44*	*03/25/24 14:56*	*1*

Method: SW846 9320 - Radium-228 (GFPC)

Analyte	Result	Qualifier	Count Uncert. (2σ+/-)	Total Uncert. (2σ+/-)	RL	MDC	Unit	Prepared	Analyzed	Dil Fac
Radium-228	0.167	U	0.258	0.259	1.00	0.440	pCi/L	02/28/24 09:47	03/18/24 11:42	1

Carrier	*%Yield*	*Qualifier*	*Limits*	*Prepared*	*Analyzed*	*Dil Fac*
Ba Carrier	*104*		*30 - 110*	*02/28/24 09:47*	*03/18/24 11:42*	*1*
Y Carrier	*78.5*		*30 - 110*	*02/28/24 09:47*	*03/18/24 11:42*	*1*

Method: TAL-STL Ra226_Ra228 - Combined Radium-226 and Radium-228

Analyte	Result	Qualifier	Count Uncert. (2σ+/-)	Total Uncert. (2σ+/-)	RL	MDC	Unit	Prepared	Analyzed	Dil Fac
Combined Radium 226 + 228	0.185	U	0.263	0.264	5.00	0.440	pCi/L		03/26/24 14:43	1

Client Sample ID: SCH-GWA-44A

Lab Sample ID: 680-247131-9
Date Collected: 02/22/24 10:37
Matrix: Water
Date Received: 02/24/24 09:52

Method: SW846 9315 - Radium-226 (GFPC)

Analyte	Result	Qualifier	Count Uncert. (2σ+/-)	Total Uncert. (2σ+/-)	RL	MDC	Unit	Prepared	Analyzed	Dil Fac
Radium-226	0.0295	U	0.0578	0.0579	1.00	0.104	pCi/L	02/28/24 09:44	03/25/24 14:56	1

Carrier	*%Yield*	*Qualifier*	*Limits*	*Prepared*	*Analyzed*	*Dil Fac*
Ba Carrier	*98.2*		*30 - 110*	*02/28/24 09:44*	*03/25/24 14:56*	*1*

Client Sample Results

Client: Southern Company
Project/Site: CCR - Plant Scherer Cell 3

Job ID: 680-247131-2

Client Sample ID: SCH-GWA-44A

Lab Sample ID: 680-247131-9

Date Collected: 02/22/24 10:37
Matrix: Water
Date Received: 02/24/24 09:52

Method: SW846 9320 - Radium-228 (GFPC)

Analyte	Result	Qualifier	Count Uncert. (2σ+/-)	Total Uncert. (2σ+/-)	RL	MDC	Unit	Prepared	Analyzed	Dil Fac
Radium-228	0.224	U	0.270	0.271	1.00	0.446	pCi/L	02/28/24 09:47	03/18/24 11:43	1

Carrier	*%Yield*	*Qualifier*	*Limits*	*Prepared*	*Analyzed*	*Dil Fac*
Ba Carrier	*98.2*		*30 - 110*	*02/28/24 09:47*	*03/18/24 11:43*	*1*
Y Carrier	*84.1*		*30 - 110*	*02/28/24 09:47*	*03/18/24 11:43*	*1*

Method: TAL-STL Ra226_Ra228 - Combined Radium-226 and Radium-228

Analyte	Result	Qualifier	Count Uncert. (2σ+/-)	Total Uncert. (2σ+/-)	RL	MDC	Unit	Prepared	Analyzed	Dil Fac
Combined Radium 226 + 228	0.254	U	0.276	0.277	5.00	0.446	pCi/L		03/26/24 14:43	1

Client Sample ID: SCH-GWC-31

Lab Sample ID: 680-247131-10

Date Collected: 02/22/24 11:57
Matrix: Water
Date Received: 02/24/24 09:52

Method: SW846 9315 - Radium-226 (GFPC)

Analyte	Result	Qualifier	Count Uncert. (2σ+/-)	Total Uncert. (2σ+/-)	RL	MDC	Unit	Prepared	Analyzed	Dil Fac
Radium-226	0.0421	U	0.0624	0.0625	1.00	0.107	pCi/L	02/28/24 09:44	03/25/24 14:56	1

Carrier	*%Yield*	*Qualifier*	*Limits*	*Prepared*	*Analyzed*	*Dil Fac*
Ba Carrier	*90.4*		*30 - 110*	*02/28/24 09:44*	*03/25/24 14:56*	*1*

Method: SW846 9320 - Radium-228 (GFPC)

Analyte	Result	Qualifier	Count Uncert. (2σ+/-)	Total Uncert. (2σ+/-)	RL	MDC	Unit	Prepared	Analyzed	Dil Fac
Radium-228	0.458	U	0.348	0.351	1.00	0.533	pCi/L	02/28/24 09:47	03/18/24 11:51	1

Carrier	*%Yield*	*Qualifier*	*Limits*	*Prepared*	*Analyzed*	*Dil Fac*
Ba Carrier	*90.4*		*30 - 110*	*02/28/24 09:47*	*03/18/24 11:51*	*1*
Y Carrier	*81.5*		*30 - 110*	*02/28/24 09:47*	*03/18/24 11:51*	*1*

Method: TAL-STL Ra226_Ra228 - Combined Radium-226 and Radium-228

Analyte	Result	Qualifier	Count Uncert. (2σ+/-)	Total Uncert. (2σ+/-)	RL	MDC	Unit	Prepared	Analyzed	Dil Fac
Combined Radium 226 + 228	0.500	U	0.354	0.357	5.00	0.533	pCi/L		03/26/24 14:43	1

Client Sample Results

Client: Southern Company
Project/Site: CCR - Plant Scherer Cell 3

Job ID: 680-247131-2

Client Sample ID: SCH-GWC-30

Lab Sample ID: 680-247131-11

Date Collected: 02/22/24 11:07
Matrix: Water
Date Received: 02/24/24 09:52

Method: SW846 9315 - Radium-226 (GFPC)

Analyte	Result	Qualifier	Count Uncert. (2σ+/-)	Total Uncert. (2σ+/-)	RL	MDC	Unit	Prepared	Analyzed	Dil Fac
Radium-226	0.0714	U	0.0752	0.0755	1.00	0.119	pCi/L	02/28/24 09:44	03/25/24 14:56	1

Carrier	*%Yield*	*Qualifier*	*Limits*	*Prepared*	*Analyzed*	*Dil Fac*
Ba Carrier	*87.8*		*30 - 110*	*02/28/24 09:44*	*03/25/24 14:56*	*1*

Method: SW846 9320 - Radium-228 (GFPC)

Analyte	Result	Qualifier	Count Uncert. (2σ+/-)	Total Uncert. (2σ+/-)	RL	MDC	Unit	Prepared	Analyzed	Dil Fac
Radium-228	0.311	U	0.373	0.374	1.00	0.615	pCi/L	02/28/24 09:47	03/18/24 11:51	1

Carrier	*%Yield*	*Qualifier*	*Limits*	*Prepared*	*Analyzed*	*Dil Fac*
Ba Carrier	*87.8*		*30 - 110*	*02/28/24 09:47*	*03/18/24 11:51*	*1*
Y Carrier	*81.5*		*30 - 110*	*02/28/24 09:47*	*03/18/24 11:51*	*1*

Method: TAL-STL Ra226_Ra228 - Combined Radium-226 and Radium-228

Analyte	Result	Qualifier	Count Uncert. (2σ+/-)	Total Uncert. (2σ+/-)	RL	MDC	Unit	Prepared	Analyzed	Dil Fac
Combined Radium 226 + 228	0.382	U	0.381	0.382	5.00	0.615	pCi/L		03/26/24 14:43	1

Client Sample ID: SCH-GWC-32

Lab Sample ID: 680-247131-12

Date Collected: 02/22/24 14:19
Matrix: Water
Date Received: 02/24/24 09:52

Method: SW846 9315 - Radium-226 (GFPC)

Analyte	Result	Qualifier	Count Uncert. (2σ+/-)	Total Uncert. (2σ+/-)	RL	MDC	Unit	Prepared	Analyzed	Dil Fac
Radium-226	0.0445	U	0.0827	0.0828	1.00	0.147	pCi/L	02/28/24 09:44	03/25/24 14:56	1

Carrier	*%Yield*	*Qualifier*	*Limits*	*Prepared*	*Analyzed*	*Dil Fac*
Ba Carrier	*80.5*		*30 - 110*	*02/28/24 09:44*	*03/25/24 14:56*	*1*

Method: SW846 9320 - Radium-228 (GFPC)

Analyte	Result	Qualifier	Count Uncert. (2σ+/-)	Total Uncert. (2σ+/-)	RL	MDC	Unit	Prepared	Analyzed	Dil Fac
Radium-228	0.348	U	0.415	0.416	1.00	0.685	pCi/L	02/28/24 09:47	03/18/24 11:51	1

Carrier	*%Yield*	*Qualifier*	*Limits*	*Prepared*	*Analyzed*	*Dil Fac*
Ba Carrier	*80.5*		*30 - 110*	*02/28/24 09:47*	*03/18/24 11:51*	*1*
Y Carrier	*80.7*		*30 - 110*	*02/28/24 09:47*	*03/18/24 11:51*	*1*

Client Sample Results

Client: Southern Company
Project/Site: CCR - Plant Scherer Cell 3

Job ID: 680-247131-2

Client Sample ID: SCH-GWC-32

Lab Sample ID: 680-247131-12

Date Collected: 02/22/24 14:19
Matrix: Water
Date Received: 02/24/24 09:52

Method: TAL-STL Ra226_Ra228 - Combined Radium-226 and Radium-228

Analyte	Result	Qualifier	Count Uncert. (2σ+/-)	Total Uncert. (2σ+/-)	RL	MDC	Unit	Prepared	Analyzed	Dil Fac
Combined Radium 226 + 228	0.392	U	0.423	0.424	5.00	0.685	pCi/L		03/26/24 14:43	1

Client Sample ID: SCH-GWA-43

Lab Sample ID: 680-247131-13

Date Collected: 02/22/24 16:10
Matrix: Water
Date Received: 02/24/24 09:52

Method: SW846 9315 - Radium-226 (GFPC)

Analyte	Result	Qualifier	Count Uncert. (2σ+/-)	Total Uncert. (2σ+/-)	RL	MDC	Unit	Prepared	Analyzed	Dil Fac
Radium-226	0.0125	U	0.0487	0.0487	1.00	0.0967	pCi/L	02/28/24 09:44	03/25/24 14:57	1

Carrier	*%Yield*	*Qualifier*	*Limits*	*Prepared*	*Analyzed*	*Dil Fac*
Ba Carrier	*95.2*		*30 - 110*	*02/28/24 09:44*	*03/25/24 14:57*	*1*

Method: SW846 9320 - Radium-228 (GFPC)

Analyte	Result	Qualifier	Count Uncert. (2σ+/-)	Total Uncert. (2σ+/-)	RL	MDC	Unit	Prepared	Analyzed	Dil Fac
Radium-228	0.234	U	0.340	0.341	1.00	0.573	pCi/L	02/28/24 09:47	03/18/24 11:51	1

Carrier	*%Yield*	*Qualifier*	*Limits*	*Prepared*	*Analyzed*	*Dil Fac*
Ba Carrier	*95.2*		*30 - 110*	*02/28/24 09:47*	*03/18/24 11:51*	*1*
Y Carrier	*83.4*		*30 - 110*	*02/28/24 09:47*	*03/18/24 11:51*	*1*

Method: TAL-STL Ra226_Ra228 - Combined Radium-226 and Radium-228

Analyte	Result	Qualifier	Count Uncert. (2σ+/-)	Total Uncert. (2σ+/-)	RL	MDC	Unit	Prepared	Analyzed	Dil Fac
Combined Radium 226 + 228	0.246	U	0.343	0.344	5.00	0.573	pCi/L		03/26/24 14:43	1

Client Sample ID: SCH-GWC-33A

Lab Sample ID: 680-247131-14

Date Collected: 02/22/24 15:57
Matrix: Water
Date Received: 02/24/24 09:52

Method: SW846 9315 - Radium-226 (GFPC)

Analyte	Result	Qualifier	Count Uncert. (2σ+/-)	Total Uncert. (2σ+/-)	RL	MDC	Unit	Prepared	Analyzed	Dil Fac
Radium-226	-0.0235	U	0.0553	0.0553	1.00	0.125	pCi/L	02/28/24 09:44	03/25/24 14:57	1

Carrier	*%Yield*	*Qualifier*	*Limits*	*Prepared*	*Analyzed*	*Dil Fac*
Ba Carrier	*94.4*		*30 - 110*	*02/28/24 09:44*	*03/25/24 14:57*	*1*

Client Sample Results

Client: Southern Company
Project/Site: CCR - Plant Scherer Cell 3

Job ID: 680-247131-2

Client Sample ID: SCH-GWC-33A

Lab Sample ID: 680-247131-14

Date Collected: 02/22/24 15:57
Date Received: 02/24/24 09:52

Matrix: Water

Method: SW846 9320 - Radium-228 (GFPC)

Analyte	Result	Qualifier	Count Uncert. (2σ+/-)	Total Uncert. (2σ+/-)	RL	MDC	Unit	Prepared	Analyzed	Dil Fac
Radium-228	0.0182	U	0.284	0.284	1.00	0.524	pCi/L	02/28/24 09:47	03/18/24 11:51	1

Carrier	*%Yield*	*Qualifier*	*Limits*	*Prepared*	*Analyzed*	*Dil Fac*
Ba Carrier	*94.4*		*30 - 110*	*02/28/24 09:47*	*03/18/24 11:51*	*1*
Y Carrier	*87.1*		*30 - 110*	*02/28/24 09:47*	*03/18/24 11:51*	*1*

Method: TAL-STL Ra226_Ra228 - Combined Radium-226 and Radium-228

Analyte	Result	Qualifier	Count Uncert. (2σ+/-)	Total Uncert. (2σ+/-)	RL	MDC	Unit	Prepared	Analyzed	Dil Fac
Combined Radium 226 + 228	-0.00535	U	0.289	0.289	5.00	0.524	pCi/L		03/26/24 14:43	1

Client Sample ID: SCH-CELL3-FD-9

Lab Sample ID: 680-247131-15

Date Collected: 02/22/24 00:00
Date Received: 02/24/24 09:52

Matrix: Water

Method: SW846 9315 - Radium-226 (GFPC)

Analyte	Result	Qualifier	Count Uncert. (2σ+/-)	Total Uncert. (2σ+/-)	RL	MDC	Unit	Prepared	Analyzed	Dil Fac
Radium-226	0.00377	U	0.0967	0.0967	1.00	0.186	pCi/L	02/28/24 09:44	03/25/24 14:57	1

Carrier	*%Yield*	*Qualifier*	*Limits*	*Prepared*	*Analyzed*	*Dil Fac*
Ba Carrier	*76.1*		*30 - 110*	*02/28/24 09:44*	*03/25/24 14:57*	*1*

Method: SW846 9320 - Radium-228 (GFPC)

Analyte	Result	Qualifier	Count Uncert. (2σ+/-)	Total Uncert. (2σ+/-)	RL	MDC	Unit	Prepared	Analyzed	Dil Fac
Radium-228	0.377	U	0.437	0.439	1.00	0.719	pCi/L	02/28/24 09:47	03/18/24 11:51	1

Carrier	*%Yield*	*Qualifier*	*Limits*	*Prepared*	*Analyzed*	*Dil Fac*
Ba Carrier	*76.1*		*30 - 110*	*02/28/24 09:47*	*03/18/24 11:51*	*1*
Y Carrier	*71.8*		*30 - 110*	*02/28/24 09:47*	*03/18/24 11:51*	*1*

Method: TAL-STL Ra226_Ra228 - Combined Radium-226 and Radium-228

Analyte	Result	Qualifier	Count Uncert. (2σ+/-)	Total Uncert. (2σ+/-)	RL	MDC	Unit	Prepared	Analyzed	Dil Fac
Combined Radium 226 + 228	0.380	U	0.448	0.450	5.00	0.719	pCi/L		03/26/24 14:43	1

Tracer/Carrier Summary

Client: Southern Company
Project/Site: CCR - Plant Scherer Cell 3

Job ID: 680-247131-2

Method: 9315 - Radium-226 (GFPC)

Matrix: Water **Prep Type: Total/NA**

		Percent Yield (Acceptance Limits)						
		Ba						
Lab Sample ID	Client Sample ID	(30-110)						
680-247131-1	SCH-GWC-35	92.9						
680-247131-2	SCH-CELL3-FB-9	94.4						
680-247131-3	SCH-GWC-36	80.2						
680-247131-4	SCH-CELL3-EB-9	93.7						
680-247131-5	SCH-GWC-37	80.5						
680-247131-6	SCH-CELL3-FB-10	101						
680-247131-7	SCH-GWC-38	97.0						
680-247131-8	SCH-CELL3-FD-10	104						
680-247131-9	SCH-GWA-44A	98.2						
680-247131-10	SCH-GWC-31	90.4						
680-247131-11	SCH-GWC-30	87.8						
680-247131-12	SCH-GWC-32	80.5						
680-247131-13	SCH-GWA-43	95.2						
680-247131-14	SCH-GWC-33A	94.4						
680-247131-15	SCH-CELL3-FD-9	76.1						
LCS 160-650195/2-A	Lab Control Sample	101						
LCSD 160-650195/3-A	Lab Control Sample Dup	94.4						
MB 160-650195/1-A	Method Blank	99.0						

Tracer/Carrier Legend

Ba = Ba Carrier

Method: 9320 - Radium-228 (GFPC)

Matrix: Water **Prep Type: Total/NA**

		Percent Yield (Acceptance Limits)						
		Ba	Y					
Lab Sample ID	Client Sample ID	(30-110)	(30-110)					
680-247131-1	SCH-GWC-35	92.9	87.5					
680-247131-2	SCH-CELL3-FB-9	94.4	86.4					
680-247131-3	SCH-GWC-36	80.2	75.9					
680-247131-4	SCH-CELL3-EB-9	93.7	80.7					
680-247131-5	SCH-GWC-37	80.5	75.9					
680-247131-6	SCH-CELL3-FB-10	101	84.9					
680-247131-7	SCH-GWC-38	97.0	81.1					
680-247131-8	SCH-CELL3-FD-10	104	78.5					
680-247131-9	SCH-GWA-44A	98.2	84.1					
680-247131-10	SCH-GWC-31	90.4	81.5					
680-247131-11	SCH-GWC-30	87.8	81.5					
680-247131-12	SCH-GWC-32	80.5	80.7					
680-247131-13	SCH-GWA-43	95.2	83.4					
680-247131-14	SCH-GWC-33A	94.4	87.1					
680-247131-15	SCH-CELL3-FD-9	76.1	71.8					
LCS 160-650196/2-A	Lab Control Sample	101	79.6					
LCSD 160-650196/3-A	Lab Control Sample Dup	94.4	82.2					
MB 160-650196/1-A	Method Blank	99.0	77.8					

Tracer/Carrier Legend

Ba = Ba Carrier

Y = Y Carrier

Method: 9315 - Radium-226 (GFPC)

Lab Sample ID: MB 160-650195/1-A — **Client Sample ID: Method Blank**
Matrix: Water — **Prep Type: Total/NA**
Analysis Batch: 653748 — **Prep Batch: 650195**

Analyte	MB Result	MB Qualifier	Count Uncert. (2σ+/-)	Total Uncert. (2σ+/-)	RL	MDC	Unit	Prepared	Analyzed	Dil Fac
Radium-226	0.008998	U	0.0519	0.0519	1.00	0.103	pCi/L	02/28/24 09:44	03/25/24 14:42	1

Carrier	*MB %Yield*	*MB Qualifier*	*Limits*	*Prepared*	*Analyzed*	*Dil Fac*
Ba Carrier	*99.0*		*30 - 110*	*02/28/24 09:44*	*03/25/24 14:42*	*1*

Lab Sample ID: LCS 160-650195/2-A — **Client Sample ID: Lab Control Sample**
Matrix: Water — **Prep Type: Total/NA**
Analysis Batch: 653748 — **Prep Batch: 650195**

Analyte			Spike Added	LCS Result	LCS Qual	Total Uncert. (2σ+/-)	RL	MDC	Unit	%Rec	%Rec Limits		
Radium-226			11.3	9.613		1.02	1.00	0.114	pCi/L	85	75 - 125		

Carrier	*LCS %Yield*	*LCS Qualifier*	*Limits*
Ba Carrier	*101*		*30 - 110*

Lab Sample ID: LCSD 160-650195/3-A — **Client Sample ID: Lab Control Sample Dup**
Matrix: Water — **Prep Type: Total/NA**
Analysis Batch: 653748 — **Prep Batch: 650195**

Analyte			Spike Added	LCSD Result	LCSD Qual	Total Uncert. (2σ+/-)	RL	MDC	Unit	%Rec	%Rec Limits	RER	RER Limit
Radium-226			11.3	10.39		1.09	1.00	0.0913	pCi/L	92	75 - 125	0.37	1

Carrier	*LCSD %Yield*	*LCSD Qualifier*	*Limits*
Ba Carrier	*94.4*		*30 - 110*

Method: 9320 - Radium-228 (GFPC)

Lab Sample ID: MB 160-650196/1-A — **Client Sample ID: Method Blank**
Matrix: Water — **Prep Type: Total/NA**
Analysis Batch: 652965 — **Prep Batch: 650196**

Analyte	MB Result	MB Qualifier	Count Uncert. (2σ+/-)	Total Uncert. (2σ+/-)	RL	MDC	Unit	Prepared	Analyzed	Dil Fac
Radium-228	-0.1702	U	0.217	0.218	1.00	0.472	pCi/L	02/28/24 09:47	03/18/24 11:43	1

Carrier	*MB %Yield*	*MB Qualifier*	*Limits*	*Prepared*	*Analyzed*	*Dil Fac*
Ba Carrier	*99.0*		*30 - 110*	*02/28/24 09:47*	*03/18/24 11:43*	*1*
Y Carrier	*77.8*		*30 - 110*	*02/28/24 09:47*	*03/18/24 11:43*	*1*

Method: 9320 - Radium-228 (GFPC) (Continued)

Lab Sample ID: LCS 160-650196/2-A
Matrix: Water
Analysis Batch: 652965

Client Sample ID: Lab Control Sample
Prep Type: Total/NA
Prep Batch: 650196

Analyte			Spike Added	LCS Result	LCS Qual	Total Uncert. (2σ+/-)	RL	MDC	Unit	%Rec	%Rec Limits		
Radium-228			9.11	9.737		1.30	1.00	0.556	pCi/L	107	75 - 125		

Carrier	*LCS %Yield*	*LCS Qualifier*	*Limits*
Ba Carrier	*101*		*30 - 110*
Y Carrier	*79.6*		*30 - 110*

Lab Sample ID: LCSD 160-650196/3-A
Matrix: Water
Analysis Batch: 652965

Client Sample ID: Lab Control Sample Dup
Prep Type: Total/NA
Prep Batch: 650196

Analyte			Spike Added	LCSD Result	LCSD Qual	Total Uncert. (2σ+/-)	RL	MDC	Unit	%Rec	%Rec Limits	RER	RER Limit
Radium-228			9.11	8.653		1.19	1.00	0.472	pCi/L	95	75 - 125	0.44	1

Carrier	*LCSD %Yield*	*LCSD Qualifier*	*Limits*
Ba Carrier	*94.4*		*30 - 110*
Y Carrier	*82.2*		*30 - 110*

QC Association Summary

Client: Southern Company
Project/Site: CCR - Plant Scherer Cell 3

Job ID: 680-247131-2

Rad

Prep Batch: 650195

Lab Sample ID	Client Sample ID	Prep Type	Matrix	Method	Prep Batch
680-247131-1	SCH-GWC-35	Total/NA	Water	PrecSep-21	
680-247131-2	SCH-CELL3-FB-9	Total/NA	Water	PrecSep-21	
680-247131-3	SCH-GWC-36	Total/NA	Water	PrecSep-21	
680-247131-4	SCH-CELL3-EB-9	Total/NA	Water	PrecSep-21	
680-247131-5	SCH-GWC-37	Total/NA	Water	PrecSep-21	
680-247131-6	SCH-CELL3-FB-10	Total/NA	Water	PrecSep-21	
680-247131-7	SCH-GWC-38	Total/NA	Water	PrecSep-21	
680-247131-8	SCH-CELL3-FD-10	Total/NA	Water	PrecSep-21	
680-247131-9	SCH-GWA-44A	Total/NA	Water	PrecSep-21	
680-247131-10	SCH-GWC-31	Total/NA	Water	PrecSep-21	
680-247131-11	SCH-GWC-30	Total/NA	Water	PrecSep-21	
680-247131-12	SCH-GWC-32	Total/NA	Water	PrecSep-21	
680-247131-13	SCH-GWA-43	Total/NA	Water	PrecSep-21	
680-247131-14	SCH-GWC-33A	Total/NA	Water	PrecSep-21	
680-247131-15	SCH-CELL3-FD-9	Total/NA	Water	PrecSep-21	
MB 160-650195/1-A	Method Blank	Total/NA	Water	PrecSep-21	
LCS 160-650195/2-A	Lab Control Sample	Total/NA	Water	PrecSep-21	
LCSD 160-650195/3-A	Lab Control Sample Dup	Total/NA	Water	PrecSep-21	

Prep Batch: 650196

Lab Sample ID	Client Sample ID	Prep Type	Matrix	Method	Prep Batch
680-247131-1	SCH-GWC-35	Total/NA	Water	PrecSep_0	
680-247131-2	SCH-CELL3-FB-9	Total/NA	Water	PrecSep_0	
680-247131-3	SCH-GWC-36	Total/NA	Water	PrecSep_0	
680-247131-4	SCH-CELL3-EB-9	Total/NA	Water	PrecSep_0	
680-247131-5	SCH-GWC-37	Total/NA	Water	PrecSep_0	
680-247131-6	SCH-CELL3-FB-10	Total/NA	Water	PrecSep_0	
680-247131-7	SCH-GWC-38	Total/NA	Water	PrecSep_0	
680-247131-8	SCH-CELL3-FD-10	Total/NA	Water	PrecSep_0	
680-247131-9	SCH-GWA-44A	Total/NA	Water	PrecSep_0	
680-247131-10	SCH-GWC-31	Total/NA	Water	PrecSep_0	
680-247131-11	SCH-GWC-30	Total/NA	Water	PrecSep_0	
680-247131-12	SCH-GWC-32	Total/NA	Water	PrecSep_0	
680-247131-13	SCH-GWA-43	Total/NA	Water	PrecSep_0	
680-247131-14	SCH-GWC-33A	Total/NA	Water	PrecSep_0	
680-247131-15	SCH-CELL3-FD-9	Total/NA	Water	PrecSep_0	
MB 160-650196/1-A	Method Blank	Total/NA	Water	PrecSep_0	
LCS 160-650196/2-A	Lab Control Sample	Total/NA	Water	PrecSep_0	
LCSD 160-650196/3-A	Lab Control Sample Dup	Total/NA	Water	PrecSep_0	

Lab Chronicle

Client: Southern Company
Project/Site: CCR - Plant Scherer Cell 3

Job ID: 680-247131-2

Client Sample ID: SCH-GWC-35

Lab Sample ID: 680-247131-1

Date Collected: 02/22/24 14:51
Date Received: 02/24/24 09:52

Matrix: Water

Prep Type	Batch Type	Batch Method	Run	Dil Factor	Initial Amount	Final Amount	Batch Number	Prepared or Analyzed	Analyst	Lab
Total/NA	Prep	PrecSep-21			1000.45 mL	1.0 g	650195	02/28/24 09:44	KAC	EET SL
Total/NA	Analysis	9315		1			653748	03/25/24 14:43	SWS	EET SL
	Instrument ID:	GFPCRED								
Total/NA	Prep	PrecSep_0			1000.45 mL	1.0 g	650196	02/28/24 09:47	KAC	EET SL
Total/NA	Analysis	9320		1			652965	03/18/24 11:44	SCB	EET SL
	Instrument ID:	GFPCORANGE								
Total/NA	Analysis	Ra226_Ra228		1			653993	03/26/24 14:43	FLC	EET SL
	Instrument ID:	NOEQUIP								

Client Sample ID: SCH-CELL3-FB-9

Lab Sample ID: 680-247131-2

Date Collected: 02/22/24 15:35
Date Received: 02/24/24 09:52

Matrix: Water

Prep Type	Batch Type	Batch Method	Run	Dil Factor	Initial Amount	Final Amount	Batch Number	Prepared or Analyzed	Analyst	Lab
Total/NA	Prep	PrecSep-21			992.18 mL	1.0 g	650195	02/28/24 09:44	KAC	EET SL
Total/NA	Analysis	9315		1			653748	03/25/24 14:44	SWS	EET SL
	Instrument ID:	GFPCRED								
Total/NA	Prep	PrecSep_0			992.18 mL	1.0 g	650196	02/28/24 09:47	KAC	EET SL
Total/NA	Analysis	9320		1			652965	03/18/24 11:44	SCB	EET SL
	Instrument ID:	GFPCORANGE								
Total/NA	Analysis	Ra226_Ra228		1			653993	03/26/24 14:43	FLC	EET SL
	Instrument ID:	NOEQUIP								

Client Sample ID: SCH-GWC-36

Lab Sample ID: 680-247131-3

Date Collected: 02/22/24 13:39
Date Received: 02/24/24 09:52

Matrix: Water

Prep Type	Batch Type	Batch Method	Run	Dil Factor	Initial Amount	Final Amount	Batch Number	Prepared or Analyzed	Analyst	Lab
Total/NA	Prep	PrecSep-21			998.50 mL	1.0 g	650195	02/28/24 09:44	KAC	EET SL
Total/NA	Analysis	9315		1			653748	03/25/24 14:44	SWS	EET SL
	Instrument ID:	GFPCRED								
Total/NA	Prep	PrecSep_0			998.50 mL	1.0 g	650196	02/28/24 09:47	KAC	EET SL
Total/NA	Analysis	9320		1			652965	03/18/24 11:44	SCB	EET SL
	Instrument ID:	GFPCORANGE								
Total/NA	Analysis	Ra226_Ra228		1			653993	03/26/24 14:43	FLC	EET SL
	Instrument ID:	NOEQUIP								

Client Sample ID: SCH-CELL3-EB-9

Lab Sample ID: 680-247131-4

Date Collected: 02/22/24 15:45
Date Received: 02/24/24 09:52

Matrix: Water

Prep Type	Batch Type	Batch Method	Run	Dil Factor	Initial Amount	Final Amount	Batch Number	Prepared or Analyzed	Analyst	Lab
Total/NA	Prep	PrecSep-21			994.30 mL	1.0 g	650195	02/28/24 09:44	KAC	EET SL
Total/NA	Analysis	9315		1			653748	03/25/24 14:44	SWS	EET SL
	Instrument ID:	GFPCRED								

Lab Chronicle

Client: Southern Company
Project/Site: CCR - Plant Scherer Cell 3

Job ID: 680-247131-2

Client Sample ID: SCH-CELL3-EB-9

Lab Sample ID: 680-247131-4
Date Collected: 02/22/24 15:45
Matrix: Water
Date Received: 02/24/24 09:52

Prep Type	Batch Type	Batch Method	Run	Dil Factor	Initial Amount	Final Amount	Batch Number	Prepared or Analyzed	Analyst	Lab
Total/NA	Prep	PrecSep_0			994.30 mL	1.0 g	650196	02/28/24 09:47	KAC	EET SL
Total/NA	Analysis	9320		1			652965	03/18/24 11:44	SCB	EET SL
	Instrument ID:	GFPCORANGE								
Total/NA	Analysis	Ra226_Ra228		1			653993	03/26/24 14:43	FLC	EET SL
	Instrument ID:	NOEQUIP								

Client Sample ID: SCH-GWC-37

Lab Sample ID: 680-247131-5
Date Collected: 02/22/24 12:32
Matrix: Water
Date Received: 02/24/24 09:52

Prep Type	Batch Type	Batch Method	Run	Dil Factor	Initial Amount	Final Amount	Batch Number	Prepared or Analyzed	Analyst	Lab
Total/NA	Prep	PrecSep-21			991.83 mL	1.0 g	650195	02/28/24 09:44	KAC	EET SL
Total/NA	Analysis	9315		1			653889	03/25/24 14:57	SWS	EET SL
	Instrument ID:	GFPCBLUE								
Total/NA	Prep	PrecSep_0			991.83 mL	1.0 g	650196	02/28/24 09:47	KAC	EET SL
Total/NA	Analysis	9320		1			652965	03/18/24 11:44	SCB	EET SL
	Instrument ID:	GFPCORANGE								
Total/NA	Analysis	Ra226_Ra228		1			653993	03/26/24 14:43	FLC	EET SL
	Instrument ID:	NOEQUIP								

Client Sample ID: SCH-CELL3-FB-10

Lab Sample ID: 680-247131-6
Date Collected: 02/22/24 12:10
Matrix: Water
Date Received: 02/24/24 09:52

Prep Type	Batch Type	Batch Method	Run	Dil Factor	Initial Amount	Final Amount	Batch Number	Prepared or Analyzed	Analyst	Lab
Total/NA	Prep	PrecSep-21			1004.66 mL	1.0 g	650195	02/28/24 09:44	KAC	EET SL
Total/NA	Analysis	9315		1			653889	03/25/24 14:57	SWS	EET SL
	Instrument ID:	GFPCBLUE								
Total/NA	Prep	PrecSep_0			1004.66 mL	1.0 g	650196	02/28/24 09:47	KAC	EET SL
Total/NA	Analysis	9320		1			652965	03/18/24 11:44	SCB	EET SL
	Instrument ID:	GFPCORANGE								
Total/NA	Analysis	Ra226_Ra228		1			653993	03/26/24 14:43	FLC	EET SL
	Instrument ID:	NOEQUIP								

Client Sample ID: SCH-GWC-38

Lab Sample ID: 680-247131-7
Date Collected: 02/22/24 10:47
Matrix: Water
Date Received: 02/24/24 09:52

Prep Type	Batch Type	Batch Method	Run	Dil Factor	Initial Amount	Final Amount	Batch Number	Prepared or Analyzed	Analyst	Lab
Total/NA	Prep	PrecSep-21			996.61 mL	1.0 g	650195	02/28/24 09:44	KAC	EET SL
Total/NA	Analysis	9315		1			653889	03/25/24 14:57	SWS	EET SL
	Instrument ID:	GFPCBLUE								
Total/NA	Prep	PrecSep_0			996.61 mL	1.0 g	650196	02/28/24 09:47	KAC	EET SL
Total/NA	Analysis	9320		1			652965	03/18/24 11:44	SCB	EET SL
	Instrument ID:	GFPCORANGE								

Lab Chronicle

Client: Southern Company
Project/Site: CCR - Plant Scherer Cell 3

Job ID: 680-247131-2

Client Sample ID: SCH-GWC-38

Lab Sample ID: 680-247131-7

Date Collected: 02/22/24 10:47
Date Received: 02/24/24 09:52

Matrix: Water

Prep Type	Batch Type	Batch Method	Run	Dil Factor	Initial Amount	Final Amount	Batch Number	Prepared or Analyzed	Analyst	Lab
Total/NA	Analysis	Ra226_Ra228		1			653993	03/26/24 14:43	FLC	EET SL

Client Sample ID: SCH-CELL3-FD-10

Lab Sample ID: 680-247131-8

Date Collected: 02/22/24 00:00
Date Received: 02/24/24 09:52

Matrix: Water

Prep Type	Batch Type	Batch Method	Run	Dil Factor	Initial Amount	Final Amount	Batch Number	Prepared or Analyzed	Analyst	Lab
Total/NA	Prep	PrecSep-21			997.80 mL	1.0 g	650195	02/28/24 09:44	KAC	EET SL
Total/NA	Analysis	9315		1			653889	03/25/24 14:56	SWS	EET SL
	Instrument ID:	GFPCBLUE								
Total/NA	Prep	PrecSep_0			997.80 mL	1.0 g	650196	02/28/24 09:47	KAC	EET SL
Total/NA	Analysis	9320		1			652965	03/18/24 11:42	SCB	EET SL
	Instrument ID:	GFPCORANGE								
Total/NA	Analysis	Ra226_Ra228		1			653993	03/26/24 14:43	FLC	EET SL
	Instrument ID:	NOEQUIP								

Client Sample ID: SCH-GWA-44A

Lab Sample ID: 680-247131-9

Date Collected: 02/22/24 10:37
Date Received: 02/24/24 09:52

Matrix: Water

Prep Type	Batch Type	Batch Method	Run	Dil Factor	Initial Amount	Final Amount	Batch Number	Prepared or Analyzed	Analyst	Lab
Total/NA	Prep	PrecSep-21			994.13 mL	1.0 g	650195	02/28/24 09:44	KAC	EET SL
Total/NA	Analysis	9315		1			653889	03/25/24 14:56	SWS	EET SL
	Instrument ID:	GFPCBLUE								
Total/NA	Prep	PrecSep_0			994.13 mL	1.0 g	650196	02/28/24 09:47	KAC	EET SL
Total/NA	Analysis	9320		1			652965	03/18/24 11:43	SCB	EET SL
	Instrument ID:	GFPCORANGE								
Total/NA	Analysis	Ra226_Ra228		1			653993	03/26/24 14:43	FLC	EET SL
	Instrument ID:	NOEQUIP								

Client Sample ID: SCH-GWC-31

Lab Sample ID: 680-247131-10

Date Collected: 02/22/24 11:57
Date Received: 02/24/24 09:52

Matrix: Water

Prep Type	Batch Type	Batch Method	Run	Dil Factor	Initial Amount	Final Amount	Batch Number	Prepared or Analyzed	Analyst	Lab
Total/NA	Prep	PrecSep-21			996.95 mL	1.0 g	650195	02/28/24 09:44	KAC	EET SL
Total/NA	Analysis	9315		1			653889	03/25/24 14:56	SWS	EET SL
	Instrument ID:	GFPCBLUE								
Total/NA	Prep	PrecSep_0			996.95 mL	1.0 g	650196	02/28/24 09:47	KAC	EET SL
Total/NA	Analysis	9320		1			652964	03/18/24 11:51	SCB	EET SL
	Instrument ID:	GFPCBLUE								
Total/NA	Analysis	Ra226_Ra228		1			653993	03/26/24 14:43	FLC	EET SL
	Instrument ID:	NOEQUIP								

Lab Chronicle

Client: Southern Company
Project/Site: CCR - Plant Scherer Cell 3

Job ID: 680-247131-2

Client Sample ID: SCH-GWC-30

Lab Sample ID: 680-247131-11

Date Collected: 02/22/24 11:07
Matrix: Water
Date Received: 02/24/24 09:52

Prep Type	Batch Type	Batch Method	Run	Dil Factor	Initial Amount	Final Amount	Batch Number	Prepared or Analyzed	Analyst	Lab
Total/NA	Prep	PrecSep-21			994.65 mL	1.0 g	650195	02/28/24 09:44	KAC	EET SL
Total/NA	Analysis	9315		1			653889	03/25/24 14:56	SWS	EET SL
	Instrument ID:	GFPCBLUE								
Total/NA	Prep	PrecSep_0			994.65 mL	1.0 g	650196	02/28/24 09:47	KAC	EET SL
Total/NA	Analysis	9320		1			652964	03/18/24 11:51	SCB	EET SL
	Instrument ID:	GFPCBLUE								
Total/NA	Analysis	Ra226_Ra228		1			653993	03/26/24 14:43	FLC	EET SL
	Instrument ID:	NOEQUIP								

Client Sample ID: SCH-GWC-32

Lab Sample ID: 680-247131-12

Date Collected: 02/22/24 14:19
Matrix: Water
Date Received: 02/24/24 09:52

Prep Type	Batch Type	Batch Method	Run	Dil Factor	Initial Amount	Final Amount	Batch Number	Prepared or Analyzed	Analyst	Lab
Total/NA	Prep	PrecSep-21			994.74 mL	1.0 g	650195	02/28/24 09:44	KAC	EET SL
Total/NA	Analysis	9315		1			653889	03/25/24 14:56	SWS	EET SL
	Instrument ID:	GFPCBLUE								
Total/NA	Prep	PrecSep_0			994.74 mL	1.0 g	650196	02/28/24 09:47	KAC	EET SL
Total/NA	Analysis	9320		1			652964	03/18/24 11:51	SCB	EET SL
	Instrument ID:	GFPCBLUE								
Total/NA	Analysis	Ra226_Ra228		1			653993	03/26/24 14:43	FLC	EET SL
	Instrument ID:	NOEQUIP								

Client Sample ID: SCH-GWA-43

Lab Sample ID: 680-247131-13

Date Collected: 02/22/24 16:10
Matrix: Water
Date Received: 02/24/24 09:52

Prep Type	Batch Type	Batch Method	Run	Dil Factor	Initial Amount	Final Amount	Batch Number	Prepared or Analyzed	Analyst	Lab
Total/NA	Prep	PrecSep-21			994.25 mL	1.0 g	650195	02/28/24 09:44	KAC	EET SL
Total/NA	Analysis	9315		1			653889	03/25/24 14:57	SWS	EET SL
	Instrument ID:	GFPCBLUE								
Total/NA	Prep	PrecSep_0			994.25 mL	1.0 g	650196	02/28/24 09:47	KAC	EET SL
Total/NA	Analysis	9320		1			652964	03/18/24 11:51	SCB	EET SL
	Instrument ID:	GFPCBLUE								
Total/NA	Analysis	Ra226_Ra228		1			653993	03/26/24 14:43	FLC	EET SL
	Instrument ID:	NOEQUIP								

Client Sample ID: SCH-GWC-33A

Lab Sample ID: 680-247131-14

Date Collected: 02/22/24 15:57
Matrix: Water
Date Received: 02/24/24 09:52

Prep Type	Batch Type	Batch Method	Run	Dil Factor	Initial Amount	Final Amount	Batch Number	Prepared or Analyzed	Analyst	Lab
Total/NA	Prep	PrecSep-21			995.59 mL	1.0 g	650195	02/28/24 09:44	KAC	EET SL
Total/NA	Analysis	9315		1			653889	03/25/24 14:57	SWS	EET SL
	Instrument ID:	GFPCBLUE								

Lab Chronicle

Client: Southern Company
Project/Site: CCR - Plant Scherer Cell 3

Job ID: 680-247131-2

Client Sample ID: SCH-GWC-33A

Lab Sample ID: 680-247131-14

Date Collected: 02/22/24 15:57
Date Received: 02/24/24 09:52

Matrix: Water

Prep Type	Batch Type	Batch Method	Run	Dil Factor	Initial Amount	Final Amount	Batch Number	Prepared or Analyzed	Analyst	Lab
Total/NA	Prep	PrecSep_0			995.59 mL	1.0 g	650196	02/28/24 09:47	KAC	EET SL
Total/NA	Analysis	9320		1			652964	03/18/24 11:51	SCB	EET SL
	Instrument ID:	GFPCBLUE								
Total/NA	Analysis	Ra226_Ra228		1			653993	03/26/24 14:43	FLC	EET SL
	Instrument ID:	NOEQUIP								

Client Sample ID: SCH-CELL3-FD-9

Lab Sample ID: 680-247131-15

Date Collected: 02/22/24 00:00
Date Received: 02/24/24 09:52

Matrix: Water

Prep Type	Batch Type	Batch Method	Run	Dil Factor	Initial Amount	Final Amount	Batch Number	Prepared or Analyzed	Analyst	Lab
Total/NA	Prep	PrecSep-21			998.43 mL	1.0 g	650195	02/28/24 09:44	KAC	EET SL
Total/NA	Analysis	9315		1			653889	03/25/24 14:57	SWS	EET SL
	Instrument ID:	GFPCBLUE								
Total/NA	Prep	PrecSep_0			998.43 mL	1.0 g	650196	02/28/24 09:47	KAC	EET SL
Total/NA	Analysis	9320		1			652964	03/18/24 11:51	SCB	EET SL
	Instrument ID:	GFPCBLUE								
Total/NA	Analysis	Ra226_Ra228		1			653993	03/26/24 14:43	FLC	EET SL
	Instrument ID:	NOEQUIP								

Laboratory References:

EET SL = Eurofins St. Louis, 13715 Rider Trail North, Earth City, MO 63045, TEL (314)298-8566

Accreditation/Certification Summary

Client: Southern Company
Project/Site: CCR - Plant Scherer Cell 3

Job ID: 680-247131-2

Laboratory: Eurofins St. Louis

The accreditations/certifications listed below are applicable to this report.

Authority	Program	Identification Number	Expiration Date
Florida	NELAP	E87689	06-30-24

Method Summary

Client: Southern Company
Project/Site: CCR - Plant Scherer Cell 3

Job ID: 680-247131-2

Method	Method Description	Protocol	Laboratory
9315	Radium-226 (GFPC)	SW846	EET SL
9320	Radium-228 (GFPC)	SW846	EET SL
Ra226_Ra228	Combined Radium-226 and Radium-228	TAL-STL	EET SL
PrecSep_0	Preparation, Precipitate Separation	None	EET SL
PrecSep-21	Preparation, Precipitate Separation (21-Day In-Growth)	None	EET SL

Protocol References:

None = None

SW846 = "Test Methods For Evaluating Solid Waste, Physical/Chemical Methods", Third Edition, November 1986 And Its Updates.

TAL-STL = TestAmerica Laboratories, St. Louis, Facility Standard Operating Procedure.

Laboratory References:

EET SL = Eurofins St. Louis, 13715 Rider Trail North, Earth City, MO 63045, TEL (314)298-8566

Eurofins Savannah
5102 LaRoche Avenue
Savannah, GA 31404
Phone (912) 354-7858 Phone (912) 352-0165

Chain of Custody Record

eurofins | Environment Testing

244 ATLANTA

Client Information	Sampler(s): Mark Mann	Lab PM / Phone: David Fuller / 770-344-8986	Carrier Tracking No(s):	COC No:
Client Contact: Joju Abraham	Site-Project Manager / Phone: Dawn Prell / 248-536-5445	E-Mail: David.Fuller@et.eurofinsus.com	State of Origin: GA	Page: Page 1 of 2
Company: Southern Company				Job #:
Address: 241 Ralph McGill Blvd SE B10185	Due Date Requested:			
City: Atlanta	TAT Requested (days): 2 weeks			
State, Zip: GA, 30308	Compliance Project: Δ Yes Δ No			
Phone:	Lab Project #: (DO NOT REMOVE) 68027798			
Email: JAbraham@southernco.com	Lab PO #: GPC82130-0006 / PO Line #5			
Project Name: CCR - Plant Scherer Cell 3	Project #:			
Site:				

Analysis Requested

Preservation Codes:
A - HCL, B - NaOH, C - Zn Acetate, D - Nitric Acid, E - NaHSO4, F - MeOH, G - Amchlor, H - Ascorbic Acid, I - Ice, J - DI Water, K - EDTA, L - EDA, M - Hexane, N - None, O - AsNaO2, P - Na2O4S, Q - Na2SO3, R - Na2S2O3, S - H2SO4, T - TSP Dodecahydrate, U - Acetone, V - MCAA, W - pH 4-5, Y - Trizma, Z - other (specify)
Other:

Task_Code: SCH-CCR-OTH-20240222
Special Instructions/Notes:

Sample Identification	Sample Date	Sample Time	Sample Type (C=comp, G=grab)	Matrix (W=water, S=solid, O=waste/oil, BT=Tissue, A=Air)	Field Filtered Sample (Yes or No)	Perform MS/MSD (Yes or No)	300_ORGFM_28D - Chloride, Fluoride, Sulfate	2540C - Solids, Total Dissolved (TDS)	6020B - Select ICPMS (19) Metals	7470A - App IV Mercury	9315_Ra226 - Radium 226	9320_Ra228 - Radium 228	Ra226Ra228_GFPC - Combined Radium 226 and 228	Total Number of containers	
			Preservation Code:				N	N	D	D	D	D	D		
SCH-GWC-35	2/22/24	14:51	G	WG	N	N	X	X	X	X	X	X	X	5	
SCH-CELL3-FB-9	2/22/24	15:35	G	WQ	N	N	X	X	X	X	X	X	X	5	
SCH-GWC-36	2/22/24	13:39	G	WG	N	N	X	X	X	X	X	X	X	5	
SCH-CELL3-EB-9	2/22/24	15:45	G	WQ	N	N	X	X	X	X	X	X	X	5	
SCH-GWC-37	2/22/24	12:32	G	WG	N	N	X	X	X	X	X	X	X	5	
SCH-CELL3-FB-10	2/22/24	12:10	G	WQ	N	N	X	X	X	X	X	X	X	5	
SCH-GWC-38	2/22/24	10:47	G	WG	N	N	X	X	X	X	X	X	X	5	
SCH-CELL3-FD-10	2/22/24	-	G	WG	N	N	X	X	X	X	X	X	X	5	
SCH-GWA-44A	2/22/24	10:37	G	WG	N	N	X	X	X	X	X	X	X	5	
SCH-GWC-31	2/22/24	11:57	G	WG	N	N	X	X	X	X	X	X	X	7	Extra Rad
SCH-GWC-30	2/22/24	11:07	G	WG	N	N	X	X	X	X	X	X	X	5	

680-247131 Chain of Custody

Possible Hazard Identification
☐ *Non-Hazard* ☐ *Flammable* ☐ *Skin Irritant* *Poison B* ☐ *Unknown* ☐ *Radiological*

Sample Disposal (A fee may be assessed if samples are retained longer than 1 month)
☐ *Return To Client* ☐ *Disposal By Lab* ☐ *Archive For* _____ *Months*

Deliverable Requested: I, II, III, IV, Other (specify)

Special Instructions/QC Requirements:

Empty Kit Relinquished by: | Date: | Time: | Method of Shipment:

Relinquished by	Date/Time	Company	Received by	Date/Time	Company
MARK MANN	02/23/24 1535	WSP		2/23/24 15:35	Eurofins
	2/23/24 1620				
			C. Munro	2/24/24 0952	

Custody Seals Intact: Δ Yes Δ No | Custody Seal No.:

Cooler Temperature(s) °C and Other Remarks: 2.7/2.7 0.6/0.6 2.5/2.5 1.8/1.8 1.3/1.3

Ver: 01/16/2019 3/26/2024

Eurofins Savannah
5102 LaRoche Avenue
Savannah, GA 31404
Phone (912) 354-7858 Phone (912) 352-0165

Chain of Custody Record

244-ATLANTA

Client Information	Sampler(s): Mark Mann	Lab PM / Phone: David Fuller / 770-344-8986	Carrier Tracking No(s):	COC No:
Client Contact: Joju Abraham	Site-Project Manager / Phone: Dawn Prell / 248-536-5445	E-Mail: David.Fuller@et.eurofinsus.com	State of Origin: GA	Page: Page 2 of 2
Company: Southern Company				Job #:
Address: 241 Ralph McGill Blvd SE B10185	Due Date Requested:			
City: Atlanta	TAT Requested (days): 2 weeks			
State, Zip: GA, 30308	Compliance Project: Δ Yes Δ No			
Phone:	Lab Project #: (DO NOT REMOVE) 68027798			
Email: JAbraham@southernco.com	Lab PO #: GPC82130-0006 / PO Line #5			
Project Name: CCR - Plant Scherer Cell 3	Project #:			
Site:				

Analysis Requested

Preservation Codes:
A - HCL, B - NaOH, C - Zn Acetate, D - Nitric Acid, E - NaHSO4, F - MeOH, G - Amchlor, H - Ascorbic Acid, I - Ice, J - DI Water, K - EDTA, L - EDA
M - Hexane, N - None, O - AsNaO2, P - Na2O4S, Q - Na2SO3, R - Na2S2O3, S - H2SO4, T - TSP Dodecahydrate, U - Acetone, V - MCAA, W - pH 4-5, Y - Trizma, Z - other (specify)
Other:

Task_Code: SCH-CCR-OTH-20240222

Special Instructions/Notes:

Sample Identification	Sample Date	Sample Time	Sample Type (C=Comp, G=grab)	Matrix (W=water, S=solid, O=waste/oil, BT=Tissue, A=Air)	Field Filtered Sample (Yes or No)	Perform MS/MSD (Yes or No)	300_ORGFM_28D - Chloride, Fluoride, Sulfate	2540C - Solids, Total Dissolved (TDS)	6020B - Select ICPMS (19) Metals	7470A - App IV Mercury	9315_Ra226 - Radium 226	9320_Ra228 - Radium 228	Ra226Ra228_GFPC - Combined Radium 226 and 228	Total Number of containers
			Preservation Code:				N	N	D	D	D	D	D	
SCH-GWC-32	2/22/24	14:19	G	WG	N	N	X	X	X	X	X	X	X	5
SCH-GWA-43	2/22/24	16:10	G	WG	N	N	X	X	X	X	X	X	X	5
SCH-GWC-33A	2/22/24	15:57	G	WG	N	N	X	X	X	X	X	X	X	5
SCH-CELL3-FD-9	2/22/24	-	G	WG	N	N	X	X	X	X	X	X	X	5
				WG	N	N	X	X	X	X	X	X	X	5
				WG	N	N	X	X	X	X	X	X	X	5
				WG	N	N	X	X	X	X	X	X	X	5
				WG	N	N	X	X	X	X	X	X	X	5
				WG	N	N	X	X	X	X	X	X	X	5
				WG	N	N	X	X	X	X	X	X	X	5
				WG	N	N	X	X	X	X	X	X	X	5

Possible Hazard Identification
☐ *Non-Hazard* ☐ *Flammable* ☐ *Skin Irritant* *Poison B* ☐ *Unknown* ☐ *Radiological*

Sample Disposal (A fee may be assessed if samples are retained longer than 1 month)
☐ *Return To Client* ☐ *Disposal By Lab* ☐ *Archive For* _____ *Months*

Deliverable Requested: I, II, III, IV, Other (specify)

Special Instructions/QC Requirements:

Empty Kit Relinquished by:	Date:	Time:	Method of Shipment:

Relinquished by	Date/Time	Company	Received by	Date/Time	Company
MARK MANN	02/23/24 1535	WSP		2/23/24 1535	Eurofins
	2/23/24 1600				

Custody Seals Intact: Δ Yes Δ No	Custody Seal No.:	Cooler Temperature(s) °C and Other Remarks: 2.7/2.7 0.6/0.6 2.5/2.5 1.8/1.8 1.3/1.3

Ver: 01/16/2019 3/26/2024

Login Sample Receipt Checklist

Client: Southern Company

Job Number: 680-247131-2

Login Number: 247131

List Source: Eurofins Savannah

List Number: 1

Creator: Munro, Caroline

Question	Answer	Comment
Radioactivity wasn't checked or is </= background as measured by a survey meter.	N/A	
The cooler's custody seal, if present, is intact.	True	
Sample custody seals, if present, are intact.	True	
The cooler or samples do not appear to have been compromised or tampered with.	True	
Samples were received on ice.	True	
Cooler Temperature is acceptable.	True	
Cooler Temperature is recorded.	True	
COC is present.	True	
COC is filled out in ink and legible.	True	
COC is filled out with all pertinent information.	True	
Is the Field Sampler's name present on COC?	True	
There are no discrepancies between the containers received and the COC.	True	
Samples are received within Holding Time (excluding tests with immediate HTs)	True	
Sample containers have legible labels.	True	
Containers are not broken or leaking.	True	
Sample collection date/times are provided.	True	
Appropriate sample containers are used.	True	
Sample bottles are completely filled.	True	
Sample Preservation Verified.	N/A	
There is sufficient vol. for all requested analyses, incl. any requested MS/MSDs	True	
Containers requiring zero headspace have no headspace or bubble is <6mm (1/4").	N/A	
Multiphasic samples are not present.	True	
Samples do not require splitting or compositing.	True	
Residual Chlorine Checked.	N/A	

Login Sample Receipt Checklist

Client: Southern Company

Job Number: 680-247131-2

Login Number: 247131
List Number: 2
Creator: Thornley, Richard W

List Source: Eurofins St. Louis
List Creation: 02/27/24 04:13 PM

Question	Answer	Comment
Radioactivity wasn't checked or is </= background as measured by a survey meter.	True	
The cooler's custody seal, if present, is intact.	True	
Sample custody seals, if present, are intact.	True	
The cooler or samples do not appear to have been compromised or tampered with.	True	
Samples were received on ice.	N/A	
Cooler Temperature is acceptable.	True	
Cooler Temperature is recorded.	True	
COC is present.	True	
COC is filled out in ink and legible.	True	
COC is filled out with all pertinent information.	True	
Is the Field Sampler's name present on COC?	N/A	
There are no discrepancies between the containers received and the COC.	True	
Samples are received within Holding Time (excluding tests with immediate HTs)	True	
Sample containers have legible labels.	True	
Containers are not broken or leaking.	True	
Sample collection date/times are provided.	True	
Appropriate sample containers are used.	True	
Sample bottles are completely filled.	True	
Sample Preservation Verified.	True	
There is sufficient vol. for all requested analyses, incl. any requested MS/MSDs	True	
Containers requiring zero headspace have no headspace or bubble is <6mm (1/4").	N/A	
Multiphasic samples are not present.	True	
Samples do not require splitting or compositing.	True	
Residual Chlorine Checked.	N/A	

eurofins | Environment Testing

ANALYTICAL REPORT

PREPARED FOR

Attn: Joju Abraham
Southern Company
241 Ralph McGill Blvd SE
B10185
Atlanta, Georgia 30308

Generated 3/8/2024 5:55:06 PM

JOB DESCRIPTION

CCR - Plant Scherer Cell 3

JOB NUMBER

680-247248-1

Eurofins Savannah
5102 LaRoche Avenue
Savannah GA 31404

See page two for job notes and contact information.

my EOL

Eurofins Savannah

Job Notes

This report may not be reproduced except in full, and with written approval from the laboratory. The results relate only to the samples tested. For questions please contact the Project Manager at the e-mail address or telephone number listed on this page.

The test results in this report relate only to the samples as received by the laboratory and will meet all requirements of the methodology, with any exceptions noted. This report shall not be reproduced except in full, without the express written approval of the laboratory. All questions should be directed to the Eurofins Environment Testing Southeast, LLC Project Manager.

Authorization

Generated
3/8/2024 5:55:06 PM

Authorized for release by
David Fuller, Project Manager
David.Fuller@et.eurofinsus.com
(770)344-8986

Definitions/Glossary

Client: Southern Company
Project/Site: CCR - Plant Scherer Cell 3

Job ID: 680-247248-1

Qualifiers

Metals

Qualifier	Qualifier Description
4	MS, MSD: The analyte present in the original sample is greater than 4 times the matrix spike concentration; therefore, control limits are not applicable.
J	Result is less than the RL but greater than or equal to the MDL and the concentration is an approximate value.

Glossary

Abbreviation	These commonly used abbreviations may or may not be present in this report.
¤	Listed under the "D" column to designate that the result is reported on a dry weight basis
%R	Percent Recovery
CFL	Contains Free Liquid
CFU	Colony Forming Unit
CNF	Contains No Free Liquid
DER	Duplicate Error Ratio (normalized absolute difference)
Dil Fac	Dilution Factor
DL	Detection Limit (DoD/DOE)
DL, RA, RE, IN	Indicates a Dilution, Re-analysis, Re-extraction, or additional Initial metals/anion analysis of the sample
DLC	Decision Level Concentration (Radiochemistry)
EDL	Estimated Detection Limit (Dioxin)
LOD	Limit of Detection (DoD/DOE)
LOQ	Limit of Quantitation (DoD/DOE)
MCL	EPA recommended "Maximum Contaminant Level"
MDA	Minimum Detectable Activity (Radiochemistry)
MDC	Minimum Detectable Concentration (Radiochemistry)
MDL	Method Detection Limit
ML	Minimum Level (Dioxin)
MPN	Most Probable Number
MQL	Method Quantitation Limit
NC	Not Calculated
ND	Not Detected at the reporting limit (or MDL or EDL if shown)
NEG	Negative / Absent
POS	Positive / Present
PQL	Practical Quantitation Limit
PRES	Presumptive
QC	Quality Control
RER	Relative Error Ratio (Radiochemistry)
RL	Reporting Limit or Requested Limit (Radiochemistry)
RPD	Relative Percent Difference, a measure of the relative difference between two points
TEF	Toxicity Equivalent Factor (Dioxin)
TEQ	Toxicity Equivalent Quotient (Dioxin)
TNTC	Too Numerous To Count

Sample Summary

Client: Southern Company
Project/Site: CCR - Plant Scherer Cell 3

Job ID: 680-247248-1

Lab Sample ID	Client Sample ID	Matrix	Collected	Received
680-247248-1	SCH-GWC-34	Water	02/26/24 11:27	02/27/24 12:05
680-247248-2	SCH-GWA-41	Water	02/26/24 14:20	02/27/24 12:05
680-247248-3	SCH-GWA-54	Water	02/26/24 15:04	02/27/24 12:05
680-247248-4	SCH-CELL3-EB-10	Water	02/26/24 16:20	02/27/24 12:05
680-247248-5	SCH-GWA-39	Water	02/26/24 13:15	02/27/24 12:05
680-247248-6	SCH-GWA-40	Water	02/26/24 12:01	02/27/24 12:05
680-247248-7	SCH-GWA-42	Water	02/26/24 12:42	02/27/24 12:05

Job Narrative
680-247248-1

Analytical test results meet all requirements of the associated regulatory program listed on the Accreditation/Certification Summary Page unless otherwise noted under the individual analysis. Data qualifiers are applied to indicate exceptions. Noncompliant quality control (QC) is further explained in narrative comments.

- Matrix QC may not be reported if insufficient sample or site-specific QC samples were not submitted. In these situations, to demonstrate precision and accuracy at a batch level, a LCS/LCSD may be performed, unless otherwise specified in the method.
- Surrogate and/or isotope dilution analyte recoveries (if applicable) which are outside of the QC window are confirmed unless attributed to a dilution or otherwise noted in the narrative.

Receipt
The samples were received on 2/27/2024 12:05 PM. Unless otherwise noted below, the samples arrived in good condition, and, where required, properly preserved and on ice. The temperatures of the 2 coolers at receipt time were 2.8°C and 4.5°C.

HPLC/IC
No additional analytical or quality issues were noted, other than those described above or in the Definitions/ Glossary page.

Metals
No additional analytical or quality issues were noted, other than those described above or in the Definitions/ Glossary page.

General Chemistry
No additional analytical or quality issues were noted, other than those described above or in the Definitions/ Glossary page.

Client Sample Results

Client: Southern Company
Project/Site: CCR - Plant Scherer Cell 3

Job ID: 680-247248-1

Client Sample ID: SCH-GWC-34

Lab Sample ID: 680-247248-1

Date Collected: 02/26/24 11:27
Date Received: 02/27/24 12:05

Matrix: Water

Method: EPA 300.0 - Anions, Ion Chromatography

Analyte	Result	Qualifier	RL	MDL	Unit	D	Prepared	Analyzed	Dil Fac
Chloride	**3.0**		1.0	0.20	mg/L			03/05/24 12:17	1
Fluoride	<0.20		0.40	0.20	mg/L			03/05/24 12:17	1
Sulfate	**2.2**		1.0	0.50	mg/L			03/05/24 12:17	1

Method: SW846 6020B - Metals (ICP/MS) - Total Recoverable

Analyte	Result	Qualifier	RL	MDL	Unit	D	Prepared	Analyzed	Dil Fac
Antimony	<0.00034		0.0020	0.00034	mg/L		02/29/24 05:51	02/29/24 15:39	1
Arsenic	<0.00086		0.0010	0.00086	mg/L		02/29/24 05:51	02/29/24 15:39	1
Barium	**0.033**		0.010	0.00089	mg/L		02/29/24 05:51	02/29/24 15:39	1
Beryllium	<0.00020		0.0025	0.00020	mg/L		02/29/24 05:51	02/29/24 15:39	1
Boron	**0.083**		0.080	0.022	mg/L		02/29/24 05:51	02/29/24 15:39	1
Cadmium	<0.000078		0.0025	0.000078	mg/L		02/29/24 05:51	02/29/24 15:39	1
Calcium	**12**		0.50	0.14	mg/L		02/29/24 05:51	02/29/24 15:39	1
Chromium	**0.013**		0.0020	0.0012	mg/L		02/29/24 05:51	02/29/24 15:39	1
Cobalt	<0.00022		0.0025	0.00022	mg/L		02/29/24 05:51	02/29/24 15:39	1
Copper	<0.0011		0.0020	0.0011	mg/L		02/29/24 05:51	02/29/24 15:39	1
Lead	<0.00021		0.0010	0.00021	mg/L		02/29/24 05:51	02/29/24 15:39	1
Lithium	<0.0020		0.0050	0.0020	mg/L		02/29/24 05:51	02/29/24 15:39	1
Molybdenum	<0.00086		0.015	0.00086	mg/L		02/29/24 05:51	02/29/24 15:39	1
Nickel	**0.00043**	**J**	0.0010	0.00042	mg/L		02/29/24 05:51	02/29/24 15:39	1
Selenium	<0.00099		0.0050	0.00099	mg/L		02/29/24 05:51	02/29/24 15:39	1
Silver	<0.00039		0.0010	0.00039	mg/L		02/29/24 05:51	02/29/24 15:39	1
Thallium	<0.00026		0.0010	0.00026	mg/L		02/29/24 05:51	02/29/24 15:39	1
Vanadium	**0.0082**		0.0020	0.00063	mg/L		02/29/24 05:51	02/29/24 15:39	1
Zinc	<0.0028		0.0050	0.0028	mg/L		02/29/24 05:51	02/29/24 15:39	1

Method: SW846 7470A - Mercury (CVAA)

Analyte	Result	Qualifier	RL	MDL	Unit	D	Prepared	Analyzed	Dil Fac
Mercury	<0.000080		0.00020	0.000080	mg/L		03/01/24 10:08	03/03/24 10:28	1

General Chemistry

Analyte	Result	Qualifier	RL	MDL	Unit	D	Prepared	Analyzed	Dil Fac
Total Dissolved Solids (SM 2540C-2011)	**110**		10	10	mg/L			02/29/24 16:15	1

Client Sample ID: SCH-GWA-41

Lab Sample ID: 680-247248-2

Date Collected: 02/26/24 14:20
Date Received: 02/27/24 12:05

Matrix: Water

Method: EPA 300.0 - Anions, Ion Chromatography

Analyte	Result	Qualifier	RL	MDL	Unit	D	Prepared	Analyzed	Dil Fac
Chloride	**3.4**		1.0	0.20	mg/L			03/05/24 12:34	1
Fluoride	<0.20		0.40	0.20	mg/L			03/05/24 12:34	1
Sulfate	**1.5**		1.0	0.50	mg/L			03/05/24 12:34	1

Method: SW846 6020B - Metals (ICP/MS) - Total Recoverable

Analyte	Result	Qualifier	RL	MDL	Unit	D	Prepared	Analyzed	Dil Fac
Antimony	<0.00034		0.0020	0.00034	mg/L		02/29/24 05:51	02/29/24 14:57	1
Arsenic	<0.00086		0.0010	0.00086	mg/L		02/29/24 05:51	02/29/24 14:57	1
Barium	**0.017**		0.010	0.00089	mg/L		02/29/24 05:51	02/29/24 14:57	1
Beryllium	<0.00020		0.0025	0.00020	mg/L		02/29/24 05:51	02/29/24 14:57	1

Client Sample Results

Client: Southern Company
Project/Site: CCR - Plant Scherer Cell 3

Job ID: 680-247248-1

Client Sample ID: SCH-GWA-41

Lab Sample ID: 680-247248-2
Matrix: Water
Date Collected: 02/26/24 14:20
Date Received: 02/27/24 12:05

Method: SW846 6020B - Metals (ICP/MS) - Total Recoverable (Continued)

Analyte	Result	Qualifier	RL	MDL	Unit	D	Prepared	Analyzed	Dil Fac
Boron	**0.044**	**J**	0.080	0.022	mg/L		02/29/24 05:51	02/29/24 14:57	1
Cadmium	<0.000078		0.0025	0.000078	mg/L		02/29/24 05:51	02/29/24 14:57	1
Calcium	**17**		0.50	0.14	mg/L		02/29/24 05:51	02/29/24 14:57	1
Chromium	**0.0069**		0.0020	0.0012	mg/L		02/29/24 05:51	02/29/24 14:57	1
Cobalt	**0.00060**	**J**	0.0025	0.00022	mg/L		02/29/24 05:51	02/29/24 14:57	1
Copper	<0.0011		0.0020	0.0011	mg/L		02/29/24 05:51	02/29/24 14:57	1
Lead	<0.00021		0.0010	0.00021	mg/L		02/29/24 05:51	02/29/24 14:57	1
Lithium	**0.0066**		0.0050	0.0020	mg/L		02/29/24 05:51	02/29/24 14:57	1
Molybdenum	<0.00086		0.015	0.00086	mg/L		02/29/24 05:51	02/29/24 14:57	1
Nickel	**0.0030**		0.0010	0.00042	mg/L		02/29/24 05:51	02/29/24 14:57	1
Selenium	<0.00099		0.0050	0.00099	mg/L		02/29/24 05:51	02/29/24 14:57	1
Silver	<0.00039		0.0010	0.00039	mg/L		02/29/24 05:51	02/29/24 14:57	1
Thallium	<0.00026		0.0010	0.00026	mg/L		02/29/24 05:51	02/29/24 14:57	1
Vanadium	**0.0089**		0.0020	0.00063	mg/L		02/29/24 05:51	02/29/24 14:57	1
Zinc	<0.0028		0.0050	0.0028	mg/L		02/29/24 05:51	02/29/24 14:57	1

Method: SW846 7470A - Mercury (CVAA)

Analyte	Result	Qualifier	RL	MDL	Unit	D	Prepared	Analyzed	Dil Fac
Mercury	<0.000080		0.00020	0.000080	mg/L		03/01/24 10:08	03/03/24 10:30	1

General Chemistry

Analyte	Result	Qualifier	RL	MDL	Unit	D	Prepared	Analyzed	Dil Fac
Total Dissolved Solids (SM 2540C-2011)	**140**		10	10	mg/L			02/29/24 16:15	1

Client Sample ID: SCH-GWA-54

Lab Sample ID: 680-247248-3
Matrix: Water
Date Collected: 02/26/24 15:04
Date Received: 02/27/24 12:05

Method: EPA 300.0 - Anions, Ion Chromatography

Analyte	Result	Qualifier	RL	MDL	Unit	D	Prepared	Analyzed	Dil Fac
Chloride	**3.7**		1.0	0.20	mg/L			03/05/24 12:51	1
Fluoride	<0.20		0.40	0.20	mg/L			03/05/24 12:51	1
Sulfate	**6.3**		1.0	0.50	mg/L			03/05/24 12:51	1

Method: SW846 6020B - Metals (ICP/MS) - Total Recoverable

Analyte	Result	Qualifier	RL	MDL	Unit	D	Prepared	Analyzed	Dil Fac
Antimony	<0.00034		0.0020	0.00034	mg/L		02/29/24 05:51	02/29/24 15:42	1
Arsenic	<0.00086		0.0010	0.00086	mg/L		02/29/24 05:51	02/29/24 15:42	1
Barium	**0.10**		0.010	0.00089	mg/L		02/29/24 05:51	02/29/24 15:42	1
Beryllium	<0.00020		0.0025	0.00020	mg/L		02/29/24 05:51	02/29/24 15:42	1
Boron	**0.040**	**J**	0.080	0.022	mg/L		02/29/24 05:51	02/29/24 15:42	1
Cadmium	<0.000078		0.0025	0.000078	mg/L		02/29/24 05:51	02/29/24 15:42	1
Calcium	**11**		0.50	0.14	mg/L		02/29/24 05:51	02/29/24 15:42	1
Chromium	<0.0012		0.0020	0.0012	mg/L		02/29/24 05:51	02/29/24 15:42	1
Cobalt	**0.0028**		0.0025	0.00022	mg/L		02/29/24 05:51	02/29/24 15:42	1
Copper	**0.0011**	**J**	0.0020	0.0011	mg/L		02/29/24 05:51	02/29/24 15:42	1
Lead	<0.00021		0.0010	0.00021	mg/L		02/29/24 05:51	02/29/24 15:42	1
Lithium	<0.0020		0.0050	0.0020	mg/L		02/29/24 05:51	02/29/24 15:42	1
Molybdenum	**0.0044**	**J**	0.015	0.00086	mg/L		02/29/24 05:51	02/29/24 15:42	1
Nickel	**0.0018**		0.0010	0.00042	mg/L		02/29/24 05:51	02/29/24 15:42	1

Client Sample ID: SCH-GWA-54

Lab Sample ID: 680-247248-3

Date Collected: 02/26/24 15:04
Matrix: Water
Date Received: 02/27/24 12:05

Method: SW846 6020B - Metals (ICP/MS) - Total Recoverable (Continued)

Analyte	Result	Qualifier	RL	MDL	Unit	D	Prepared	Analyzed	Dil Fac
Selenium	<0.00099		0.0050	0.00099	mg/L		02/29/24 05:51	02/29/24 15:42	1
Silver	<0.00039		0.0010	0.00039	mg/L		02/29/24 05:51	02/29/24 15:42	1
Thallium	<0.00026		0.0010	0.00026	mg/L		02/29/24 05:51	02/29/24 15:42	1
Vanadium	**0.0012**	**J**	0.0020	0.00063	mg/L		02/29/24 05:51	02/29/24 15:42	1
Zinc	**0.072**		0.0050	0.0028	mg/L		02/29/24 05:51	02/29/24 15:42	1

Method: SW846 7470A - Mercury (CVAA)

Analyte	Result	Qualifier	RL	MDL	Unit	D	Prepared	Analyzed	Dil Fac
Mercury	<0.000080		0.00020	0.000080	mg/L		03/01/24 10:08	03/03/24 10:32	1

General Chemistry

Analyte	Result	Qualifier	RL	MDL	Unit	D	Prepared	Analyzed	Dil Fac
Total Dissolved Solids (SM 2540C-2011)	**130**		10	10	mg/L			02/29/24 16:15	1

Client Sample ID: SCH-CELL3-EB-10

Lab Sample ID: 680-247248-4

Date Collected: 02/26/24 16:20
Matrix: Water
Date Received: 02/27/24 12:05

Method: EPA 300.0 - Anions, Ion Chromatography

Analyte	Result	Qualifier	RL	MDL	Unit	D	Prepared	Analyzed	Dil Fac
Chloride	<0.20		1.0	0.20	mg/L			03/05/24 13:08	1
Fluoride	<0.20		0.40	0.20	mg/L			03/05/24 13:08	1
Sulfate	<0.50		1.0	0.50	mg/L			03/05/24 13:08	1

Method: SW846 6020B - Metals (ICP/MS) - Total Recoverable

Analyte	Result	Qualifier	RL	MDL	Unit	D	Prepared	Analyzed	Dil Fac
Antimony	<0.00034		0.0020	0.00034	mg/L		02/29/24 05:51	02/29/24 14:51	1
Arsenic	<0.00086		0.0010	0.00086	mg/L		02/29/24 05:51	02/29/24 14:51	1
Barium	<0.00089		0.010	0.00089	mg/L		02/29/24 05:51	02/29/24 14:51	1
Beryllium	<0.00020		0.0025	0.00020	mg/L		02/29/24 05:51	02/29/24 14:51	1
Boron	**0.072**	**J**	0.080	0.022	mg/L		02/29/24 05:51	02/29/24 14:51	1
Cadmium	<0.000078		0.0025	0.000078	mg/L		02/29/24 05:51	02/29/24 14:51	1
Calcium	<0.14		0.50	0.14	mg/L		02/29/24 05:51	02/29/24 14:51	1
Chromium	<0.0012		0.0020	0.0012	mg/L		02/29/24 05:51	02/29/24 14:51	1
Cobalt	<0.00022		0.0025	0.00022	mg/L		02/29/24 05:51	02/29/24 14:51	1
Copper	<0.0011		0.0020	0.0011	mg/L		02/29/24 05:51	02/29/24 14:51	1
Lead	<0.00021		0.0010	0.00021	mg/L		02/29/24 05:51	02/29/24 14:51	1
Lithium	<0.0020		0.0050	0.0020	mg/L		02/29/24 05:51	02/29/24 14:51	1
Molybdenum	**0.0010**	**J**	0.015	0.00086	mg/L		02/29/24 05:51	02/29/24 14:51	1
Nickel	<0.00042		0.0010	0.00042	mg/L		02/29/24 05:51	02/29/24 14:51	1
Selenium	<0.00099		0.0050	0.00099	mg/L		02/29/24 05:51	02/29/24 14:51	1
Silver	<0.00039		0.0010	0.00039	mg/L		02/29/24 05:51	02/29/24 14:51	1
Thallium	<0.00026		0.0010	0.00026	mg/L		02/29/24 05:51	02/29/24 14:51	1
Vanadium	<0.00063		0.0020	0.00063	mg/L		02/29/24 05:51	02/29/24 14:51	1
Zinc	<0.0028		0.0050	0.0028	mg/L		02/29/24 05:51	02/29/24 14:51	1

Method: SW846 7470A - Mercury (CVAA)

Analyte	Result	Qualifier	RL	MDL	Unit	D	Prepared	Analyzed	Dil Fac
Mercury	<0.000080		0.00020	0.000080	mg/L		03/01/24 10:08	03/03/24 10:34	1

Client Sample Results

Client: Southern Company
Project/Site: CCR - Plant Scherer Cell 3

Job ID: 680-247248-1

Client Sample ID: SCH-CELL3-EB-10

Lab Sample ID: 680-247248-4
Date Collected: 02/26/24 16:20
Matrix: Water
Date Received: 02/27/24 12:05

General Chemistry

Analyte	Result	Qualifier	RL	MDL	Unit	D	Prepared	Analyzed	Dil Fac
Total Dissolved Solids (SM 2540C-2011)	<10		10	10	mg/L			02/29/24 16:15	1

Client Sample ID: SCH-GWA-39

Lab Sample ID: 680-247248-5
Date Collected: 02/26/24 13:15
Matrix: Water
Date Received: 02/27/24 12:05

Method: EPA 300.0 - Anions, Ion Chromatography

Analyte	Result	Qualifier	RL	MDL	Unit	D	Prepared	Analyzed	Dil Fac
Chloride	**1.7**		1.0	0.20	mg/L			03/05/24 13:25	1
Fluoride	<0.20		0.40	0.20	mg/L			03/05/24 13:25	1
Sulfate	**3.6**		1.0	0.50	mg/L			03/05/24 13:25	1

Method: SW846 6020B - Metals (ICP/MS) - Total Recoverable

Analyte	Result	Qualifier	RL	MDL	Unit	D	Prepared	Analyzed	Dil Fac
Antimony	<0.00034		0.0020	0.00034	mg/L		02/29/24 05:51	02/29/24 14:45	1
Arsenic	<0.00086		0.0010	0.00086	mg/L		02/29/24 05:51	02/29/24 14:45	1
Barium	**0.035**		0.010	0.00089	mg/L		02/29/24 05:51	02/29/24 14:45	1
Beryllium	<0.00020		0.0025	0.00020	mg/L		02/29/24 05:51	02/29/24 14:45	1
Boron	**0.25**		0.080	0.022	mg/L		02/29/24 05:51	02/29/24 14:45	1
Cadmium	<0.000078		0.0025	0.000078	mg/L		02/29/24 05:51	02/29/24 14:45	1
Calcium	**22**		0.50	0.14	mg/L		02/29/24 05:51	02/29/24 14:45	1
Chromium	**0.0084**		0.0020	0.0012	mg/L		02/29/24 05:51	02/29/24 14:45	1
Cobalt	<0.00022		0.0025	0.00022	mg/L		02/29/24 05:51	02/29/24 14:45	1
Copper	**0.0018**	**J**	0.0020	0.0011	mg/L		02/29/24 05:51	02/29/24 14:45	1
Lead	**0.00021**	**J**	0.0010	0.00021	mg/L		02/29/24 05:51	02/29/24 14:45	1
Lithium	<0.0020		0.0050	0.0020	mg/L		02/29/24 05:51	02/29/24 14:45	1
Molybdenum	<0.00086		0.015	0.00086	mg/L		02/29/24 05:51	02/29/24 14:45	1
Nickel	**0.0014**		0.0010	0.00042	mg/L		02/29/24 05:51	02/29/24 14:45	1
Selenium	<0.00099		0.0050	0.00099	mg/L		02/29/24 05:51	02/29/24 14:45	1
Silver	<0.00039		0.0010	0.00039	mg/L		02/29/24 05:51	02/29/24 14:45	1
Thallium	<0.00026		0.0010	0.00026	mg/L		02/29/24 05:51	02/29/24 14:45	1
Vanadium	**0.025**		0.0020	0.00063	mg/L		02/29/24 05:51	02/29/24 14:45	1
Zinc	**0.0051**		0.0050	0.0028	mg/L		02/29/24 05:51	02/29/24 14:45	1

Method: SW846 7470A - Mercury (CVAA)

Analyte	Result	Qualifier	RL	MDL	Unit	D	Prepared	Analyzed	Dil Fac
Mercury	<0.000080		0.00020	0.000080	mg/L		03/01/24 10:08	03/03/24 10:36	1

General Chemistry

Analyte	Result	Qualifier	RL	MDL	Unit	D	Prepared	Analyzed	Dil Fac
Total Dissolved Solids (SM 2540C-2011)	**150**		10	10	mg/L			02/29/24 16:15	1

Client Sample ID: SCH-GWA-40

Lab Sample ID: 680-247248-6
Date Collected: 02/26/24 12:01
Matrix: Water
Date Received: 02/27/24 12:05

Method: EPA 300.0 - Anions, Ion Chromatography

Analyte	Result	Qualifier	RL	MDL	Unit	D	Prepared	Analyzed	Dil Fac
Chloride	**1.2**		1.0	0.20	mg/L			03/05/24 13:42	1
Fluoride	<0.20		0.40	0.20	mg/L			03/05/24 13:42	1

Client Sample ID: SCH-GWA-40

Lab Sample ID: 680-247248-6

Date Collected: 02/26/24 12:01
Matrix: Water
Date Received: 02/27/24 12:05

Method: EPA 300.0 - Anions, Ion Chromatography (Continued)

Analyte	Result	Qualifier	RL	MDL	Unit	D	Prepared	Analyzed	Dil Fac
Sulfate	**3.5**		1.0	0.50	mg/L			03/05/24 13:42	1

Method: SW846 6020B - Metals (ICP/MS) - Total Recoverable

Analyte	Result	Qualifier	RL	MDL	Unit	D	Prepared	Analyzed	Dil Fac
Antimony	<0.00034		0.0020	0.00034	mg/L		02/29/24 05:51	02/29/24 14:54	1
Arsenic	<0.00086		0.0010	0.00086	mg/L		02/29/24 05:51	02/29/24 14:54	1
Barium	**0.065**		0.010	0.00089	mg/L		02/29/24 05:51	02/29/24 14:54	1
Beryllium	<0.00020		0.0025	0.00020	mg/L		02/29/24 05:51	02/29/24 14:54	1
Boron	**0.055**	**J**	0.080	0.022	mg/L		02/29/24 05:51	02/29/24 14:54	1
Cadmium	<0.000078		0.0025	0.000078	mg/L		02/29/24 05:51	02/29/24 14:54	1
Calcium	**9.3**		0.50	0.14	mg/L		02/29/24 05:51	02/29/24 14:54	1
Chromium	<0.0012		0.0020	0.0012	mg/L		02/29/24 05:51	02/29/24 14:54	1
Cobalt	**0.014**		0.0025	0.00022	mg/L		02/29/24 05:51	02/29/24 14:54	1
Copper	<0.0011		0.0020	0.0011	mg/L		02/29/24 05:51	02/29/24 14:54	1
Lead	<0.00021		0.0010	0.00021	mg/L		02/29/24 05:51	02/29/24 14:54	1
Lithium	<0.0020		0.0050	0.0020	mg/L		02/29/24 05:51	02/29/24 14:54	1
Molybdenum	<0.00086		0.015	0.00086	mg/L		02/29/24 05:51	02/29/24 14:54	1
Nickel	**0.015**		0.0010	0.00042	mg/L		02/29/24 05:51	02/29/24 14:54	1
Selenium	<0.00099		0.0050	0.00099	mg/L		02/29/24 05:51	02/29/24 14:54	1
Silver	<0.00039		0.0010	0.00039	mg/L		02/29/24 05:51	02/29/24 14:54	1
Thallium	<0.00026		0.0010	0.00026	mg/L		02/29/24 05:51	02/29/24 14:54	1
Vanadium	**0.00067**	**J**	0.0020	0.00063	mg/L		02/29/24 05:51	02/29/24 14:54	1
Zinc	**0.011**		0.0050	0.0028	mg/L		02/29/24 05:51	02/29/24 14:54	1

Method: SW846 7470A - Mercury (CVAA)

Analyte	Result	Qualifier	RL	MDL	Unit	D	Prepared	Analyzed	Dil Fac
Mercury	<0.000080		0.00020	0.000080	mg/L		03/01/24 10:08	03/03/24 10:38	1

General Chemistry

Analyte	Result	Qualifier	RL	MDL	Unit	D	Prepared	Analyzed	Dil Fac
Total Dissolved Solids (SM 2540C-2011)	**71**		10	10	mg/L			02/29/24 16:15	1

Client Sample ID: SCH-GWA-42

Lab Sample ID: 680-247248-7

Date Collected: 02/26/24 12:42
Matrix: Water
Date Received: 02/27/24 12:05

Method: EPA 300.0 - Anions, Ion Chromatography

Analyte	Result	Qualifier	RL	MDL	Unit	D	Prepared	Analyzed	Dil Fac
Chloride	**4.0**		1.0	0.20	mg/L			03/05/24 13:59	1
Fluoride	<0.20		0.40	0.20	mg/L			03/05/24 13:59	1
Sulfate	**2.3**		1.0	0.50	mg/L			03/05/24 13:59	1

Method: SW846 6020B - Metals (ICP/MS) - Total Recoverable

Analyte	Result	Qualifier	RL	MDL	Unit	D	Prepared	Analyzed	Dil Fac
Antimony	<0.00034		0.0020	0.00034	mg/L		02/29/24 05:51	02/29/24 15:28	1
Arsenic	<0.00086		0.0010	0.00086	mg/L		02/29/24 05:51	02/29/24 15:28	1
Barium	**0.086**		0.010	0.00089	mg/L		02/29/24 05:51	02/29/24 15:28	1
Beryllium	<0.00020		0.0025	0.00020	mg/L		02/29/24 05:51	02/29/24 15:28	1
Boron	<0.022		0.080	0.022	mg/L		02/29/24 05:51	02/29/24 15:28	1
Cadmium	<0.000078		0.0025	0.000078	mg/L		02/29/24 05:51	02/29/24 15:28	1

Client Sample ID: SCH-GWA-42

Lab Sample ID: 680-247248-7

Date Collected: 02/26/24 12:42

Matrix: Water

Date Received: 02/27/24 12:05

Method: SW846 6020B - Metals (ICP/MS) - Total Recoverable (Continued)

Analyte	Result	Qualifier	RL	MDL	Unit	D	Prepared	Analyzed	Dil Fac
Calcium	**23**		0.50	0.14	mg/L		02/29/24 05:51	02/29/24 15:28	1
Chromium	**0.0023**		0.0020	0.0012	mg/L		02/29/24 05:51	02/29/24 15:28	1
Cobalt	<0.00022		0.0025	0.00022	mg/L		02/29/24 05:51	02/29/24 15:28	1
Copper	<0.0011		0.0020	0.0011	mg/L		02/29/24 05:51	02/29/24 15:28	1
Lead	<0.00021		0.0010	0.00021	mg/L		02/29/24 05:51	02/29/24 15:28	1
Lithium	**0.0038**	**J**	0.0050	0.0020	mg/L		02/29/24 05:51	02/29/24 15:28	1
Molybdenum	<0.00086		0.015	0.00086	mg/L		02/29/24 05:51	02/29/24 15:28	1
Nickel	**0.0018**		0.0010	0.00042	mg/L		02/29/24 05:51	02/29/24 15:28	1
Selenium	<0.00099		0.0050	0.00099	mg/L		02/29/24 05:51	02/29/24 15:28	1
Silver	<0.00039		0.0010	0.00039	mg/L		02/29/24 05:51	02/29/24 15:28	1
Thallium	<0.00026		0.0010	0.00026	mg/L		02/29/24 05:51	02/29/24 15:28	1
Vanadium	**0.0087**		0.0020	0.00063	mg/L		02/29/24 05:51	02/29/24 15:28	1
Zinc	**0.0072**		0.0050	0.0028	mg/L		02/29/24 05:51	02/29/24 15:28	1

Method: SW846 7470A - Mercury (CVAA)

Analyte	Result	Qualifier	RL	MDL	Unit	D	Prepared	Analyzed	Dil Fac
Mercury	<0.000080		0.00020	0.000080	mg/L		03/01/24 10:08	03/03/24 10:40	1

General Chemistry

Analyte	Result	Qualifier	RL	MDL	Unit	D	Prepared	Analyzed	Dil Fac
Total Dissolved Solids (SM 2540C-2011)	**170**		10	10	mg/L			02/29/24 16:15	1

QC Sample Results

Client: Southern Company
Project/Site: CCR - Plant Scherer Cell 3

Job ID: 680-247248-1

Method: 300.0 - Anions, Ion Chromatography

Lab Sample ID: MB 670-79096/6
Matrix: Water
Analysis Batch: 79096

Client Sample ID: Method Blank
Prep Type: Total/NA

Analyte	MB Result	MB Qualifier	RL	MDL	Unit	D	Prepared	Analyzed	Dil Fac
Chloride	<0.20		1.0	0.20	mg/L			03/05/24 10:33	1
Fluoride	<0.20		0.40	0.20	mg/L			03/05/24 10:33	1
Sulfate	<0.50		1.0	0.50	mg/L			03/05/24 10:33	1

Lab Sample ID: LCS 670-79096/4
Matrix: Water
Analysis Batch: 79096

Client Sample ID: Lab Control Sample
Prep Type: Total/NA

Analyte	Spike Added	LCS Result	LCS Qualifier	Unit	D	%Rec	%Rec Limits
Chloride	4.00	3.99		mg/L		100	90 - 110
Fluoride	4.00	4.07		mg/L		102	90 - 110
Sulfate	4.00	3.99		mg/L		100	90 - 110

Lab Sample ID: LCSD 670-79096/5
Matrix: Water
Analysis Batch: 79096

Client Sample ID: Lab Control Sample Dup
Prep Type: Total/NA

Analyte	Spike Added	LCSD Result	LCSD Qualifier	Unit	D	%Rec	%Rec Limits	RPD	RPD Limit
Chloride	4.00	3.99		mg/L		100	90 - 110	0	20
Fluoride	4.00	4.08		mg/L		102	90 - 110	0	20
Sulfate	4.00	3.98		mg/L		100	90 - 110	0	20

Lab Sample ID: 680-247150-C-15 MS
Matrix: Water
Analysis Batch: 79096

Client Sample ID: Matrix Spike
Prep Type: Total/NA

Analyte	Sample Result	Sample Qualifier	Spike Added	MS Result	MS Qualifier	Unit	D	%Rec	%Rec Limits
Chloride	0.22	J	5.00	5.34		mg/L		102	80 - 120
Fluoride	<0.20		5.00	5.45		mg/L		109	80 - 120
Sulfate	<0.50		5.00	5.46		mg/L		109	80 - 120

Lab Sample ID: 680-247150-C-15 MSD
Matrix: Water
Analysis Batch: 79096

Client Sample ID: Matrix Spike Duplicate
Prep Type: Total/NA

Analyte	Sample Result	Sample Qualifier	Spike Added	MSD Result	MSD Qualifier	Unit	D	%Rec	%Rec Limits	RPD	RPD Limit
Chloride	0.22	J	5.00	5.35		mg/L		103	80 - 120	0	20
Fluoride	<0.20		5.00	5.44		mg/L		109	80 - 120	0	20
Sulfate	<0.50		5.00	5.47		mg/L		109	80 - 120	0	20

Method: 6020B - Metals (ICP/MS)

Lab Sample ID: MB 680-825071/1-A
Matrix: Water
Analysis Batch: 825445

Client Sample ID: Method Blank
Prep Type: Total Recoverable
Prep Batch: 825071

Analyte	MB Result	MB Qualifier	RL	MDL	Unit	D	Prepared	Analyzed	Dil Fac
Antimony	<0.00034		0.0020	0.00034	mg/L		02/29/24 05:51	03/01/24 09:39	1
Arsenic	<0.00086		0.0010	0.00086	mg/L		02/29/24 05:51	03/01/24 09:39	1
Barium	<0.00089		0.010	0.00089	mg/L		02/29/24 05:51	03/01/24 09:39	1

Method: 6020B - Metals (ICP/MS) (Continued)

Lab Sample ID: MB 680-825071/1-A
Matrix: Water
Analysis Batch: 825445

Client Sample ID: Method Blank
Prep Type: Total Recoverable
Prep Batch: 825071

Analyte	MB Result	MB Qualifier	RL	MDL	Unit	D	Prepared	Analyzed	Dil Fac
Beryllium	<0.00020		0.0025	0.00020	mg/L		02/29/24 05:51	03/01/24 09:39	1
Boron	<0.022		0.080	0.022	mg/L		02/29/24 05:51	03/01/24 09:39	1
Cadmium	<0.000078		0.0025	0.000078	mg/L		02/29/24 05:51	03/01/24 09:39	1
Calcium	<0.14		0.50	0.14	mg/L		02/29/24 05:51	03/01/24 09:39	1
Chromium	<0.0012		0.0020	0.0012	mg/L		02/29/24 05:51	03/01/24 09:39	1
Cobalt	<0.00022		0.0025	0.00022	mg/L		02/29/24 05:51	03/01/24 09:39	1
Copper	<0.0011		0.0020	0.0011	mg/L		02/29/24 05:51	03/01/24 09:39	1
Lead	<0.00021		0.0010	0.00021	mg/L		02/29/24 05:51	03/01/24 09:39	1
Lithium	<0.0020		0.0050	0.0020	mg/L		02/29/24 05:51	03/01/24 09:39	1
Molybdenum	<0.00086		0.015	0.00086	mg/L		02/29/24 05:51	03/01/24 09:39	1
Nickel	<0.00042		0.0010	0.00042	mg/L		02/29/24 05:51	03/01/24 09:39	1
Selenium	<0.00099		0.0050	0.00099	mg/L		02/29/24 05:51	03/01/24 09:39	1
Silver	<0.00039		0.0010	0.00039	mg/L		02/29/24 05:51	03/01/24 09:39	1
Thallium	<0.00026		0.0010	0.00026	mg/L		02/29/24 05:51	03/01/24 09:39	1
Vanadium	<0.00063		0.0020	0.00063	mg/L		02/29/24 05:51	03/01/24 09:39	1
Zinc	<0.0028		0.0050	0.0028	mg/L		02/29/24 05:51	03/01/24 09:39	1

Lab Sample ID: LCS 680-825071/2-A
Matrix: Water
Analysis Batch: 825445

Client Sample ID: Lab Control Sample
Prep Type: Total Recoverable
Prep Batch: 825071

Analyte	Spike Added	LCS Result	LCS Qualifier	Unit	D	%Rec	%Rec Limits
Antimony	0.0500	0.0550		mg/L		110	80 - 120
Arsenic	0.100	0.109		mg/L		109	80 - 120
Barium	0.100	0.110		mg/L		110	80 - 120
Beryllium	0.0500	0.0527		mg/L		105	80 - 120
Boron	0.400	0.405		mg/L		101	80 - 120
Cadmium	0.0500	0.0548		mg/L		110	80 - 120
Calcium	5.00	5.27		mg/L		105	80 - 120
Chromium	0.100	0.104		mg/L		104	80 - 120
Cobalt	0.0500	0.0530		mg/L		106	80 - 120
Copper	0.101	0.113		mg/L		111	80 - 120
Lead	0.500	0.494		mg/L		99	80 - 120
Lithium	0.500	0.536		mg/L		107	80 - 120
Molybdenum	0.100	0.100		mg/L		100	80 - 120
Nickel	0.100	0.101		mg/L		101	80 - 120
Selenium	0.100	0.105		mg/L		105	80 - 120
Silver	0.0500	0.0535		mg/L		107	80 - 120
Thallium	0.0500	0.0530		mg/L		106	80 - 120
Vanadium	0.100	0.105		mg/L		105	80 - 120
Zinc	0.0505	0.0553		mg/L		109	80 - 120

Lab Sample ID: 680-247253-D-4-B MS
Matrix: Water
Analysis Batch: 825445

Client Sample ID: Matrix Spike
Prep Type: Total Recoverable
Prep Batch: 825071

Analyte	Sample Result	Sample Qualifier	Spike Added	MS Result	MS Qualifier	Unit	D	%Rec	%Rec Limits
Antimony	<0.00034		0.0500	0.0532		mg/L		106	75 - 125
Arsenic	0.0018		0.100	0.0960		mg/L		94	75 - 125

Method: 6020B - Metals (ICP/MS) (Continued)

Lab Sample ID: 680-247253-D-4-B MS
Matrix: Water
Analysis Batch: 825445

Client Sample ID: Matrix Spike
Prep Type: Total Recoverable
Prep Batch: 825071

Analyte	Sample Result	Sample Qualifier	Spike Added	MS Result	MS Qualifier	Unit	D	%Rec	%Rec Limits
Barium	0.010		0.100	0.119		mg/L		108	75 - 125
Beryllium	<0.00020		0.0500	0.0470		mg/L		94	75 - 125
Boron	6.3		0.400	6.85	4	mg/L		130	75 - 125
Cadmium	0.00032	J	0.0500	0.0544		mg/L		108	75 - 125
Calcium	41		5.00	44.8	4	mg/L		85	75 - 125
Chromium	0.010		0.100	0.119		mg/L		108	75 - 125
Cobalt	0.069		0.0500	0.125		mg/L		111	75 - 125
Copper	0.018		0.101	0.125		mg/L		105	75 - 125
Lead	<0.00021		0.500	0.485		mg/L		97	75 - 125
Lithium	0.0069		0.500	0.528		mg/L		104	75 - 125
Molybdenum	<0.00086		0.100	0.103		mg/L		103	75 - 125
Nickel	0.0099		0.100	0.115		mg/L		105	75 - 125
Selenium	0.0053		0.100	0.0999		mg/L		95	75 - 125
Silver	<0.00039		0.0500	0.0534		mg/L		107	75 - 125
Thallium	<0.00026		0.0500	0.0549		mg/L		110	75 - 125
Vanadium	<0.00063		0.100	0.108		mg/L		108	75 - 125
Zinc	0.12		0.0505	0.172		mg/L		97	75 - 125

Lab Sample ID: 680-247253-D-4-C MSD
Matrix: Water
Analysis Batch: 825445

Client Sample ID: Matrix Spike Duplicate
Prep Type: Total Recoverable
Prep Batch: 825071

Analyte	Sample Result	Sample Qualifier	Spike Added	MSD Result	MSD Qualifier	Unit	D	%Rec	%Rec Limits	RPD	RPD Limit
Antimony	<0.00034		0.0500	0.0537		mg/L		107	75 - 125	1	20
Arsenic	0.0018		0.100	0.0976		mg/L		96	75 - 125	2	20
Barium	0.010		0.100	0.119		mg/L		109	75 - 125	0	20
Beryllium	<0.00020		0.0500	0.0484		mg/L		97	75 - 125	3	20
Boron	6.3		0.400	6.65	4	mg/L		81	75 - 125	3	20
Cadmium	0.00032	J	0.0500	0.0558		mg/L		111	75 - 125	3	20
Calcium	41		5.00	44.3	4	mg/L		74	75 - 125	1	20
Chromium	0.010		0.100	0.118		mg/L		108	75 - 125	0	20
Cobalt	0.069		0.0500	0.122		mg/L		105	75 - 125	2	20
Copper	0.018		0.101	0.131		mg/L		111	75 - 125	4	20
Lead	<0.00021		0.500	0.503		mg/L		101	75 - 125	4	20
Lithium	0.0069		0.500	0.520		mg/L		103	75 - 125	2	20
Molybdenum	<0.00086		0.100	0.106		mg/L		106	75 - 125	3	20
Nickel	0.0099		0.100	0.116		mg/L		106	75 - 125	0	20
Selenium	0.0053		0.100	0.0994		mg/L		94	75 - 125	1	20
Silver	<0.00039		0.0500	0.0544		mg/L		109	75 - 125	2	20
Thallium	<0.00026		0.0500	0.0548		mg/L		110	75 - 125	0	20
Vanadium	<0.00063		0.100	0.109		mg/L		109	75 - 125	1	20
Zinc	0.12		0.0505	0.174		mg/L		101	75 - 125	1	20

QC Sample Results

Client: Southern Company
Project/Site: CCR - Plant Scherer Cell 3

Job ID: 680-247248-1

Method: 7470A - Mercury (CVAA)

Lab Sample ID: MB 680-825377/1-A — **Client Sample ID: Method Blank**
Matrix: Water — **Prep Type: Total/NA**
Analysis Batch: 825614 — **Prep Batch: 825377**

Analyte	MB Result	MB Qualifier	RL	MDL	Unit	D	Prepared	Analyzed	Dil Fac
Mercury	<0.000080		0.00020	0.000080	mg/L		03/01/24 10:08	03/03/24 09:59	1

Lab Sample ID: LCS 680-825377/2-A — **Client Sample ID: Lab Control Sample**
Matrix: Water — **Prep Type: Total/NA**
Analysis Batch: 825614 — **Prep Batch: 825377**

Analyte	Spike Added	LCS Result	LCS Qualifier	Unit	D	%Rec	%Rec Limits
Mercury	0.00250	0.00244		mg/L		98	80 - 120

Lab Sample ID: 680-247117-C-2-D MS — **Client Sample ID: Matrix Spike**
Matrix: Water — **Prep Type: Total/NA**
Analysis Batch: 825614 — **Prep Batch: 825377**

Analyte	Sample Result	Sample Qualifier	Spike Added	MS Result	MS Qualifier	Unit	D	%Rec	%Rec Limits
Mercury	<0.000080		0.00100	0.00108		mg/L		108	80 - 120

Lab Sample ID: 680-247117-C-2-E MSD — **Client Sample ID: Matrix Spike Duplicate**
Matrix: Water — **Prep Type: Total/NA**
Analysis Batch: 825614 — **Prep Batch: 825377**

Analyte	Sample Result	Sample Qualifier	Spike Added	MSD Result	MSD Qualifier	Unit	D	%Rec	%Rec Limits	RPD	RPD Limit
Mercury	<0.000080		0.00100	0.000988		mg/L		99	80 - 120	9	20

Method: 2540C-2011 - Total Dissolved Solids (Dried at 180 °C)

Lab Sample ID: MB 680-825280/1 — **Client Sample ID: Method Blank**
Matrix: Water — **Prep Type: Total/NA**
Analysis Batch: 825280

Analyte	MB Result	MB Qualifier	RL	MDL	Unit	D	Prepared	Analyzed	Dil Fac
Total Dissolved Solids	<10		10	10	mg/L			02/29/24 16:15	1

Lab Sample ID: LCS 680-825280/2 — **Client Sample ID: Lab Control Sample**
Matrix: Water — **Prep Type: Total/NA**
Analysis Batch: 825280

Analyte	Spike Added	LCS Result	LCS Qualifier	Unit	D	%Rec	%Rec Limits
Total Dissolved Solids	2410	2430		mg/L		101	80 - 120

Lab Sample ID: LCSD 680-825280/3 — **Client Sample ID: Lab Control Sample Dup**
Matrix: Water — **Prep Type: Total/NA**
Analysis Batch: 825280

Analyte	Spike Added	LCSD Result	LCSD Qualifier	Unit	D	%Rec	%Rec Limits	RPD	RPD Limit
Total Dissolved Solids	2410	2430		mg/L		101	80 - 120	0	25

Method: 2540C-2011 - Total Dissolved Solids (Dried at 180 °C) (Continued)

Lab Sample ID: 680-247251-A-1 DU
Matrix: Water
Analysis Batch: 825280

Client Sample ID: Duplicate
Prep Type: Total/NA

Analyte	Sample Result	Sample Qualifier		DU Result	DU Qualifier	Unit	D			RPD	RPD Limit
Total Dissolved Solids	1100			1150		mg/L				0.5	5

Lab Sample ID: 680-247270-B-2 DU
Matrix: Water
Analysis Batch: 825280

Client Sample ID: Duplicate
Prep Type: Total/NA

Analyte	Sample Result	Sample Qualifier		DU Result	DU Qualifier	Unit	D			RPD	RPD Limit
Total Dissolved Solids	630			608		mg/L				3	5

QC Association Summary

Client: Southern Company
Project/Site: CCR - Plant Scherer Cell 3

Job ID: 680-247248-1

HPLC/IC

Analysis Batch: 79096

Lab Sample ID	Client Sample ID	Prep Type	Matrix	Method	Prep Batch
680-247248-1	SCH-GWC-34	Total/NA	Water	300.0	
680-247248-2	SCH-GWA-41	Total/NA	Water	300.0	
680-247248-3	SCH-GWA-54	Total/NA	Water	300.0	
680-247248-4	SCH-CELL3-EB-10	Total/NA	Water	300.0	
680-247248-5	SCH-GWA-39	Total/NA	Water	300.0	
680-247248-6	SCH-GWA-40	Total/NA	Water	300.0	
680-247248-7	SCH-GWA-42	Total/NA	Water	300.0	
MB 670-79096/6	Method Blank	Total/NA	Water	300.0	
LCS 670-79096/4	Lab Control Sample	Total/NA	Water	300.0	
LCSD 670-79096/5	Lab Control Sample Dup	Total/NA	Water	300.0	
680-247150-C-15 MS	Matrix Spike	Total/NA	Water	300.0	
680-247150-C-15 MSD	Matrix Spike Duplicate	Total/NA	Water	300.0	

Metals

Prep Batch: 825071

Lab Sample ID	Client Sample ID	Prep Type	Matrix	Method	Prep Batch
680-247248-1	SCH-GWC-34	Total Recoverable	Water	3005A	
680-247248-2	SCH-GWA-41	Total Recoverable	Water	3005A	
680-247248-3	SCH-GWA-54	Total Recoverable	Water	3005A	
680-247248-4	SCH-CELL3-EB-10	Total Recoverable	Water	3005A	
680-247248-5	SCH-GWA-39	Total Recoverable	Water	3005A	
680-247248-6	SCH-GWA-40	Total Recoverable	Water	3005A	
680-247248-7	SCH-GWA-42	Total Recoverable	Water	3005A	
MB 680-825071/1-A	Method Blank	Total Recoverable	Water	3005A	
LCS 680-825071/2-A	Lab Control Sample	Total Recoverable	Water	3005A	
680-247253-D-4-B MS	Matrix Spike	Total Recoverable	Water	3005A	
680-247253-D-4-C MSD	Matrix Spike Duplicate	Total Recoverable	Water	3005A	

Prep Batch: 825377

Lab Sample ID	Client Sample ID	Prep Type	Matrix	Method	Prep Batch
680-247248-1	SCH-GWC-34	Total/NA	Water	7470A	
680-247248-2	SCH-GWA-41	Total/NA	Water	7470A	
680-247248-3	SCH-GWA-54	Total/NA	Water	7470A	
680-247248-4	SCH-CELL3-EB-10	Total/NA	Water	7470A	
680-247248-5	SCH-GWA-39	Total/NA	Water	7470A	
680-247248-6	SCH-GWA-40	Total/NA	Water	7470A	
680-247248-7	SCH-GWA-42	Total/NA	Water	7470A	
MB 680-825377/1-A	Method Blank	Total/NA	Water	7470A	
LCS 680-825377/2-A	Lab Control Sample	Total/NA	Water	7470A	
680-247117-C-2-D MS	Matrix Spike	Total/NA	Water	7470A	
680-247117-C-2-E MSD	Matrix Spike Duplicate	Total/NA	Water	7470A	

Analysis Batch: 825445

Lab Sample ID	Client Sample ID	Prep Type	Matrix	Method	Prep Batch
680-247248-1	SCH-GWC-34	Total Recoverable	Water	6020B	825071
680-247248-2	SCH-GWA-41	Total Recoverable	Water	6020B	825071
680-247248-3	SCH-GWA-54	Total Recoverable	Water	6020B	825071
680-247248-4	SCH-CELL3-EB-10	Total Recoverable	Water	6020B	825071
680-247248-5	SCH-GWA-39	Total Recoverable	Water	6020B	825071
680-247248-6	SCH-GWA-40	Total Recoverable	Water	6020B	825071

Metals (Continued)

Analysis Batch: 825445 (Continued)

Lab Sample ID	Client Sample ID	Prep Type	Matrix	Method	Prep Batch
680-247248-7	SCH-GWA-42	Total Recoverable	Water	6020B	825071
MB 680-825071/1-A	Method Blank	Total Recoverable	Water	6020B	825071
LCS 680-825071/2-A	Lab Control Sample	Total Recoverable	Water	6020B	825071
680-247253-D-4-B MS	Matrix Spike	Total Recoverable	Water	6020B	825071
680-247253-D-4-C MSD	Matrix Spike Duplicate	Total Recoverable	Water	6020B	825071

Analysis Batch: 825614

Lab Sample ID	Client Sample ID	Prep Type	Matrix	Method	Prep Batch
680-247248-1	SCH-GWC-34	Total/NA	Water	7470A	825377
680-247248-2	SCH-GWA-41	Total/NA	Water	7470A	825377
680-247248-3	SCH-GWA-54	Total/NA	Water	7470A	825377
680-247248-4	SCH-CELL3-EB-10	Total/NA	Water	7470A	825377
680-247248-5	SCH-GWA-39	Total/NA	Water	7470A	825377
680-247248-6	SCH-GWA-40	Total/NA	Water	7470A	825377
680-247248-7	SCH-GWA-42	Total/NA	Water	7470A	825377
MB 680-825377/1-A	Method Blank	Total/NA	Water	7470A	825377
LCS 680-825377/2-A	Lab Control Sample	Total/NA	Water	7470A	825377
680-247117-C-2-D MS	Matrix Spike	Total/NA	Water	7470A	825377
680-247117-C-2-E MSD	Matrix Spike Duplicate	Total/NA	Water	7470A	825377

General Chemistry

Analysis Batch: 825280

Lab Sample ID	Client Sample ID	Prep Type	Matrix	Method	Prep Batch
680-247248-1	SCH-GWC-34	Total/NA	Water	2540C-2011	
680-247248-2	SCH-GWA-41	Total/NA	Water	2540C-2011	
680-247248-3	SCH-GWA-54	Total/NA	Water	2540C-2011	
680-247248-4	SCH-CELL3-EB-10	Total/NA	Water	2540C-2011	
680-247248-5	SCH-GWA-39	Total/NA	Water	2540C-2011	
680-247248-6	SCH-GWA-40	Total/NA	Water	2540C-2011	
680-247248-7	SCH-GWA-42	Total/NA	Water	2540C-2011	
MB 680-825280/1	Method Blank	Total/NA	Water	2540C-2011	
LCS 680-825280/2	Lab Control Sample	Total/NA	Water	2540C-2011	
LCSD 680-825280/3	Lab Control Sample Dup	Total/NA	Water	2540C-2011	
680-247251-A-1 DU	Duplicate	Total/NA	Water	2540C-2011	
680-247270-B-2 DU	Duplicate	Total/NA	Water	2540C-2011	

Lab Chronicle

Client: Southern Company
Project/Site: CCR - Plant Scherer Cell 3

Job ID: 680-247248-1

Client Sample ID: SCH-GWC-34

Lab Sample ID: 680-247248-1
Date Collected: 02/26/24 11:27
Matrix: Water
Date Received: 02/27/24 12:05

Prep Type	Batch Type	Batch Method	Run	Dil Factor	Initial Amount	Final Amount	Batch Number	Prepared or Analyzed	Analyst	Lab
Total/NA	Analysis	300.0		1			79096	03/05/24 12:17	BR	EET ORL
	Instrument ID:	IC_004								
Total Recoverable	Prep	3005A			25 mL	125 mL	825071	02/29/24 05:51	RR	EET SAV
Total Recoverable	Analysis	6020B		1			825445	02/29/24 15:39	BWR	EET SAV
	Instrument ID:	ICPMSD								
Total/NA	Prep	7470A			50 mL	50 mL	825377	03/01/24 10:08	DW	EET SAV
Total/NA	Analysis	7470A		1			825614	03/03/24 10:28	BCB	EET SAV
	Instrument ID:	QuickTrace2								
Total/NA	Analysis	2540C-2011		1	200 mL	200 mL	825280	02/29/24 16:15	PG	EET SAV
	Instrument ID:	NOEQUIP								

Client Sample ID: SCH-GWA-41

Lab Sample ID: 680-247248-2
Date Collected: 02/26/24 14:20
Matrix: Water
Date Received: 02/27/24 12:05

Prep Type	Batch Type	Batch Method	Run	Dil Factor	Initial Amount	Final Amount	Batch Number	Prepared or Analyzed	Analyst	Lab
Total/NA	Analysis	300.0		1			79096	03/05/24 12:34	BR	EET ORL
	Instrument ID:	IC_004								
Total Recoverable	Prep	3005A			25 mL	125 mL	825071	02/29/24 05:51	RR	EET SAV
Total Recoverable	Analysis	6020B		1			825445	02/29/24 14:57	BWR	EET SAV
	Instrument ID:	ICPMSD								
Total/NA	Prep	7470A			50 mL	50 mL	825377	03/01/24 10:08	DW	EET SAV
Total/NA	Analysis	7470A		1			825614	03/03/24 10:30	BCB	EET SAV
	Instrument ID:	QuickTrace2								
Total/NA	Analysis	2540C-2011		1	200 mL	200 mL	825280	02/29/24 16:15	PG	EET SAV
	Instrument ID:	NOEQUIP								

Client Sample ID: SCH-GWA-54

Lab Sample ID: 680-247248-3
Date Collected: 02/26/24 15:04
Matrix: Water
Date Received: 02/27/24 12:05

Prep Type	Batch Type	Batch Method	Run	Dil Factor	Initial Amount	Final Amount	Batch Number	Prepared or Analyzed	Analyst	Lab
Total/NA	Analysis	300.0		1			79096	03/05/24 12:51	BR	EET ORL
	Instrument ID:	IC_004								
Total Recoverable	Prep	3005A			25 mL	125 mL	825071	02/29/24 05:51	RR	EET SAV
Total Recoverable	Analysis	6020B		1			825445	02/29/24 15:42	BWR	EET SAV
	Instrument ID:	ICPMSD								
Total/NA	Prep	7470A			50 mL	50 mL	825377	03/01/24 10:08	DW	EET SAV
Total/NA	Analysis	7470A		1			825614	03/03/24 10:32	BCB	EET SAV
	Instrument ID:	QuickTrace2								
Total/NA	Analysis	2540C-2011		1	200 mL	200 mL	825280	02/29/24 16:15	PG	EET SAV
	Instrument ID:	NOEQUIP								

Lab Chronicle

Client: Southern Company
Project/Site: CCR - Plant Scherer Cell 3

Job ID: 680-247248-1

Client Sample ID: SCH-CELL3-EB-10

Lab Sample ID: 680-247248-4

Date Collected: 02/26/24 16:20
Matrix: Water
Date Received: 02/27/24 12:05

Prep Type	Batch Type	Batch Method	Run	Dil Factor	Initial Amount	Final Amount	Batch Number	Prepared or Analyzed	Analyst	Lab
Total/NA	Analysis	300.0		1			79096	03/05/24 13:08	BR	EET ORL
	Instrument ID:	IC_004								
Total Recoverable	Prep	3005A			25 mL	125 mL	825071	02/29/24 05:51	RR	EET SAV
Total Recoverable	Analysis	6020B		1			825445	02/29/24 14:51	BWR	EET SAV
	Instrument ID:	ICPMSD								
Total/NA	Prep	7470A			50 mL	50 mL	825377	03/01/24 10:08	DW	EET SAV
Total/NA	Analysis	7470A		1			825614	03/03/24 10:34	BCB	EET SAV
	Instrument ID:	QuickTrace2								
Total/NA	Analysis	2540C-2011		1	200 mL	200 mL	825280	02/29/24 16:15	PG	EET SAV
	Instrument ID:	NOEQUIP								

Client Sample ID: SCH-GWA-39

Lab Sample ID: 680-247248-5

Date Collected: 02/26/24 13:15
Matrix: Water
Date Received: 02/27/24 12:05

Prep Type	Batch Type	Batch Method	Run	Dil Factor	Initial Amount	Final Amount	Batch Number	Prepared or Analyzed	Analyst	Lab
Total/NA	Analysis	300.0		1			79096	03/05/24 13:25	BR	EET ORL
	Instrument ID:	IC_004								
Total Recoverable	Prep	3005A			25 mL	125 mL	825071	02/29/24 05:51	RR	EET SAV
Total Recoverable	Analysis	6020B		1			825445	02/29/24 14:45	BWR	EET SAV
	Instrument ID:	ICPMSD								
Total/NA	Prep	7470A			50 mL	50 mL	825377	03/01/24 10:08	DW	EET SAV
Total/NA	Analysis	7470A		1			825614	03/03/24 10:36	BCB	EET SAV
	Instrument ID:	QuickTrace2								
Total/NA	Analysis	2540C-2011		1	200 mL	200 mL	825280	02/29/24 16:15	PG	EET SAV
	Instrument ID:	NOEQUIP								

Client Sample ID: SCH-GWA-40

Lab Sample ID: 680-247248-6

Date Collected: 02/26/24 12:01
Matrix: Water
Date Received: 02/27/24 12:05

Prep Type	Batch Type	Batch Method	Run	Dil Factor	Initial Amount	Final Amount	Batch Number	Prepared or Analyzed	Analyst	Lab
Total/NA	Analysis	300.0		1			79096	03/05/24 13:42	BR	EET ORL
	Instrument ID:	IC_004								
Total Recoverable	Prep	3005A			25 mL	125 mL	825071	02/29/24 05:51	RR	EET SAV
Total Recoverable	Analysis	6020B		1			825445	02/29/24 14:54	BWR	EET SAV
	Instrument ID:	ICPMSD								
Total/NA	Prep	7470A			50 mL	50 mL	825377	03/01/24 10:08	DW	EET SAV
Total/NA	Analysis	7470A		1			825614	03/03/24 10:38	BCB	EET SAV
	Instrument ID:	QuickTrace2								
Total/NA	Analysis	2540C-2011		1	200 mL	200 mL	825280	02/29/24 16:15	PG	EET SAV
	Instrument ID:	NOEQUIP								

Lab Chronicle

Client: Southern Company
Project/Site: CCR - Plant Scherer Cell 3

Job ID: 680-247248-1

Client Sample ID: SCH-GWA-42

Date Collected: 02/26/24 12:42
Date Received: 02/27/24 12:05

Lab Sample ID: 680-247248-7

Matrix: Water

Prep Type	Batch Type	Batch Method	Run	Dil Factor	Initial Amount	Final Amount	Batch Number	Prepared or Analyzed	Analyst	Lab
Total/NA	Analysis	300.0		1			79096	03/05/24 13:59	BR	EET ORL
	Instrument ID:	IC_004								
Total Recoverable	Prep	3005A			25 mL	125 mL	825071	02/29/24 05:51	RR	EET SAV
Total Recoverable	Analysis	6020B		1			825445	02/29/24 15:28	BWR	EET SAV
	Instrument ID:	ICPMSD								
Total/NA	Prep	7470A			50 mL	50 mL	825377	03/01/24 10:08	DW	EET SAV
Total/NA	Analysis	7470A		1			825614	03/03/24 10:40	BCB	EET SAV
	Instrument ID:	QuickTrace2								
Total/NA	Analysis	2540C-2011		1	200 mL	200 mL	825280	02/29/24 16:15	PG	EET SAV
	Instrument ID:	NOEQUIP								

Laboratory References:

EET ORL = Eurofins Orlando, 481 Newburyport Avenue, Altamonte Springs, FL 32701, TEL (407)339-5984

EET SAV = Eurofins Savannah, 5102 LaRoche Avenue, Savannah, GA 31404, TEL (912)354-7858

Accreditation/Certification Summary

Client: Southern Company
Project/Site: CCR - Plant Scherer Cell 3

Job ID: 680-247248-1

Laboratory: Eurofins Savannah

The accreditations/certifications listed below are applicable to this report.

Authority	Program	Identification Number	Expiration Date
Florida	NELAP	E87052	06-30-24
Georgia	State	E87052	06-30-24

Laboratory: Eurofins Orlando

All accreditations/certifications held by this laboratory are listed. Not all accreditations/certifications are applicable to this report.

Authority	Program	Identification Number	Expiration Date
Alabama	State	42800	06-30-24
Arkansas (DW)	State	FL00091	06-30-24
Florida	NELAP	E83018	06-30-24
Georgia (DW)	State	C055	06-30-24
Louisiana (All)	NELAP	239316	06-30-24
Louisiana (DW)	State	LA039	05-24-24
Mississippi	State	MS00007	06-30-24
New Mexico	State	FL00091	06-30-24
North Carolina (DW)	State	12712	07-31-24
Tennessee	State	TN04930	06-30-24
Texas	NELAP	T104704571	02-28-25
Washington	State	C1089	10-19-24

Method Summary

Client: Southern Company
Project/Site: CCR - Plant Scherer Cell 3

Job ID: 680-247248-1

Method	Method Description	Protocol	Laboratory
300.0	Anions, Ion Chromatography	EPA	EET ORL
6020B	Metals (ICP/MS)	SW846	EET SAV
7470A	Mercury (CVAA)	SW846	EET SAV
2540C-2011	Total Dissolved Solids (Dried at 180 °C)	SM	EET SAV
3005A	Preparation, Total Recoverable or Dissolved Metals	SW846	EET SAV
7470A	Preparation, Mercury	SW846	EET SAV

Protocol References:

EPA = US Environmental Protection Agency

SM = "Standard Methods For The Examination Of Water And Wastewater"

SW846 = "Test Methods For Evaluating Solid Waste, Physical/Chemical Methods", Third Edition, November 1986 And Its Updates.

Laboratory References:

EET ORL = Eurofins Orlando, 481 Newburyport Avenue, Altamonte Springs, FL 32701, TEL (407)339-5984

EET SAV = Eurofins Savannah, 5102 LaRoche Avenue, Savannah, GA 31404, TEL (912)354-7858

Eurofins Savannah
5102 LaRoche Avenue
Savannah, GA 31404
Phone (912) 354-7858 Phone (912) 352-0165

Chain of Custody Record

eurofins | Environment Testing

Client Information	Sampler(s): Mark Mann	Lab PM / Phone: David Fuller / 770-344-8986	Carrier Tracking No(s):	COC No:
Client Contact: Joju Abraham	Site-Project Manager / Phone: Dawn Prell / 248-536-5445	E-Mail: David.Fuller@et.eurofinsus.com	State of Origin: GA	Page: Page 1 of 1
Company: Southern Company				Job #:
Address: 241 Ralph McGill Blvd SE B10185	Due Date Requested:			
City: Atlanta	TAT Requested (days): 2 weeks			
State, Zip: GA, 30308	Compliance Project: Δ Yes Δ No			
Phone:	Lab Project #: (DO NOT REMOVE) 68027798			
Email: JAbraham@southernco.com	Lab PO #: GPC82130-0006 / PO Line #5			
Project Name: CCR - Plant Scherer Cell 3	Project #:			
Site:				

Analysis Requested

Preservation Codes:
A - HCL
B - NaOH
C - Zn Acetate
D - Nitric Acid
E - NaHSO4
F - MeOH
G - Amchlor
H - Ascorbic Acid
I - Ice
J - DI Water
K - EDTA
L - EDA
M - Hexane
N - None
O - AsNaO2
P - Na2O4S
Q - Na2SO3
R - Na2S2O3
S - H2SO4
T - TSP Dodecahydrate
U - Acetone
V - MCAA
W - pH 4-5
Y - Trizma
Z - other (specify)
Other:

Task_Code: SCH-CCR-OTH-20240226

Special Instructions/Notes:

Sample Identification	Sample Date	Sample Time	Sample Type (C=comp, G=grab)	Matrix (W=water, S=solid, O=waste/oil, BT=Tissue, A=Air)	Field Filtered Sample (Yes or No)	Perform MS/MSD (Yes or No)	300_ORGFM_28D - Chloride, Fluoride, Sulfate	2540C - Solids, Total Dissolved (TDS)	6020B - Select ICPMS (19) Metals	7470A - App IV Mercury	9315_Ra226 - Radium 226	9320_Ra228 - Radium 228	Ra226Ra228_GFPC - Combined Radium 226 and 228	Total Number of containers	
			Preservation Code:				N	N	D	D	D	D	D		
SCH-GWC-34	2/26/24	11:27	G	WG	N	N	X	X	X	X	X	X	X	7	Extra Rad
SCH-GWA-41	2/26/24	14:20	G	WG	N	N	X	X	X	X	X	X	X	5	
SCH-GWA-54	2/26/24	15:04	G	WG	N	N	X	X	X	X	X	X	X	5	
SCH-CELL3-EB-10	2/26/24	16:20	G	WQ	N	N	X	X	X	X	X	X	X	5	
SCH-GWA-39	2/26/24	13:15	G	WG	N	N	X	X	X	X	X	X	X	5	
SCH-GWA-40	2/26/24	12:01	G	WG	N	N	X	X	X	X	X	X	X	5	
SCH-GWA-42	2/26/24	12:42	G	WG	N	N	X	X	X	X	X	X	X	5	

680-247248 Chain of Custody

Possible Hazard Identification
☐ *Non-Hazard* ☐ *Flammable* ☐ *Skin Irritant* *Poison B* ☐ *Unknown* ☐ *Radiological*

Sample Disposal (A fee may be assessed if samples are retained longer than 1 month)
☐ *Return To Client* ☐ *Disposal By Lab* ☐ *Archive For* _____ *Months*

Deliverable Requested: I, II, III, IV, Other (specify)

Special Instructions/QC Requirements:

Empty Kit Relinquished by:	Date:	Time:	Method of Shipment:

Relinquished by:	Date/Time:	Company	Received by:	Date/Time:	Company
MARK MANN / [signature]	02/27/24 825	WSP			
R COOK RECEIVED:	02/27/24 8:25				
			C Munns	2/27/24 1205	Eurofins

Custody Seals Intact: Δ Yes Δ No

Custody Seal No.:

Cooler Temperature(s) °C and Other Remarks: 2.8/2.8 4.5/4.5

Eurofins Savannah
5102 LaRoche Avenue
Savannah, GA 31404
Phone: 912-354-7858 Fax: 912-352-0165

Chain of Custody Record

eurofins | Environment Testing

Client Information (Sub Contract Lab)	Sampler:	Lab PM: Fuller, David	Carrier Tracking No(s):	COC No: 680-765080.1
Client Contact: Shipping/Receiving	Phone:	E-Mail: David.Fuller@et.eurofinsus.com	State of Origin: Georgia	Page: Page 1 of 1
Company: Eurofins Environment Testing Southeast,		Accreditations Required (See note): NELAP - Florida; State - Georgia		Job #: 680-247248-1
Address: 481 Newburyport Avenue, ,	Due Date Requested: 3/8/2024			
City: Altamonte Springs	TAT Requested (days):			
State, Zip: FL, 32701				
Phone: 407-339-5984(Tel) 407-260-6110(Fax)	PO #:			
Email:	WO #:			
Project Name: CCR - Plant Scherer Cell 3	Project #: 68027798			
Site:	SSOW#:			

Analysis Requested

Preservation Codes:
A - HCL, B - NaOH, C - Zn Acetate, D - Nitric Acid, E - NaHSO4, F - MeOH, G - Amchlor, H - Ascorbic Acid, I - Ice, J - DI Water, K - EDTA, L - EDA
M - Hexane, N - None, O - AsNaO2, P - Na2O4S, Q - Na2SO3, R - Na2S2O3, S - H2SO4, T - TSP Dodecahydrate, U - Acetone, V - MCAA, W - pH 4-5, Y - Trizma, Z - other (specify)
Other:

Sample Identification - Client ID (Lab ID)	Sample Date	Sample Time	Sample Type (C=comp, G=grab)	Matrix (W=water, S=solid, O=waste/oil, BT=Tissue, A=Air)	Field Filtered Sample (Yes or No)	Perform MS/MSD (Yes or No)	300_ORGFM_28D/ Cl, Fl, SO4, Br	Total Number of containers	Special Instructions/Note:
			Preservation Code:						
SCH-GWC-34 (680-247248-1)	2/26/24	11:27 Eastern		Water			X	1	
SCH-GWA-41 (680-247248-2)	2/26/24	14:20 Eastern		Water			X	1	
SCH-GWA-54 (680-247248-3)	2/26/24	15:04 Eastern		Water			X	1	
SCH-CELL3-EB-10 (680-247248-4)	2/26/24	16:20 Eastern		Water			X	1	
SCH-GWA-39 (680-247248-5)	2/26/24	13:15 Eastern		Water			X	1	
SCH-GWA-40 (680-247248-6)	2/26/24	12:01 Eastern		Water			X	1	
SCH-GWA-42 (680-247248-7)	2/26/24	12:42 Eastern		Water			X	1	

Note: Since laboratory accreditations are subject to change, Eurofins Environment Testing Southeast, LLC places the ownership of method, analyte & accreditation compliance upon our subcontract laboratories. This sample shipment is forwarded under chain-of-custody. If the laboratory does not currently maintain accreditation in the State of Origin listed above for analysis/tests/matrix being analyzed, the samples must be shipped back to the Eurofins Environment Testing Southeast, LLC laboratory or other instructions will be provided. Any changes to accreditation status should be brought to Eurofins Environment Testing Southeast, LLC attention immediately. If all requested accreditations are current to date, return the signed Chain of Custody attesting to said compliance to Eurofins Environment Testing Southeast, LLC.

Possible Hazard Identification *Unconfirmed*	***Sample Disposal (A fee may be assessed if samples are retained longer than 1 month)*** ☐ *Return To Client* ☐ *Disposal By Lab* ☐ *Archive For* _____ *Months*
Deliverable Requested: I, II, III, IV, Other (specify) Primary Deliverable Rank: 2	Special Instructions/QC Requirements:

Empty Kit Relinquished by:	Date:	Time:	Method of Shipment:

Relinquished by:	Date/Time:	Company	Received by:	Date/Time:	Company
C. Mm	3/1/24 1600				
Relinquished by:	Date/Time:	Company	Received by:	Date/Time:	Company
Relinquished by:	Date/Time:	Company	Received by: Amx Brown	Date/Time: 3/2/24 930	Company

Custody Seals Intact: Δ Yes Δ No	Custody Seal No.:	Cooler Temperature(s) °C and Other Remarks: L.Y/1.1 5.6

Login Sample Receipt Checklist

Client: Southern Company

Job Number: 680-247248-1

Login Number: 247248

List Source: Eurofins Savannah

List Number: 1

Creator: Johnson, Corey M

Question	Answer	Comment
Radioactivity wasn't checked or is </= background as measured by a survey meter.	N/A	
The cooler's custody seal, if present, is intact.	True	
Sample custody seals, if present, are intact.	True	
The cooler or samples do not appear to have been compromised or tampered with.	True	
Samples were received on ice.	True	
Cooler Temperature is acceptable.	True	
Cooler Temperature is recorded.	True	
COC is present.	True	
COC is filled out in ink and legible.	True	
COC is filled out with all pertinent information.	True	
Is the Field Sampler's name present on COC?	True	
There are no discrepancies between the containers received and the COC.	True	
Samples are received within Holding Time (excluding tests with immediate HTs)	True	
Sample containers have legible labels.	True	
Containers are not broken or leaking.	True	
Sample collection date/times are provided.	True	
Appropriate sample containers are used.	True	
Sample bottles are completely filled.	True	
Sample Preservation Verified.	N/A	
There is sufficient vol. for all requested analyses, incl. any requested MS/MSDs	True	
Containers requiring zero headspace have no headspace or bubble is <6mm (1/4").	N/A	
Multiphasic samples are not present.	True	
Samples do not require splitting or compositing.	True	
Residual Chlorine Checked.	N/A	

Login Sample Receipt Checklist

Client: Southern Company

Job Number: 680-247248-1

Login Number: 247248
List Number: 3
Creator: Wehr, Alexander C

List Source: Eurofins Orlando
List Creation: 03/02/24 10:36 AM

Question	Answer	Comment
Radioactivity wasn't checked or is </= background as measured by a survey meter.	N/A	
The cooler's custody seal, if present, is intact.	True	
Sample custody seals, if present, are intact.	True	
The cooler or samples do not appear to have been compromised or tampered with.	True	
Samples were received on ice.	True	
Cooler Temperature is acceptable.	True	
Cooler Temperature is recorded.	True	
COC is present.	True	
COC is filled out in ink and legible.	True	
COC is filled out with all pertinent information.	True	
Is the Field Sampler's name present on COC?	True	
There are no discrepancies between the containers received and the COC.	True	
Samples are received within Holding Time (excluding tests with immediate HTs)	True	
Sample containers have legible labels.	True	
Containers are not broken or leaking.	True	
Sample collection date/times are provided.	True	
Appropriate sample containers are used.	True	
Sample bottles are completely filled.	True	
Sample Preservation Verified.	True	
There is sufficient vol. for all requested analyses, incl. any requested MS/MSDs	True	
Containers requiring zero headspace have no headspace or bubble is <6mm (1/4").	True	
Multiphasic samples are not present.	True	
Samples do not require splitting or compositing.	True	
Residual Chlorine Checked.	N/A	

eurofins | Environment Testing

ANALYTICAL REPORT

PREPARED FOR

Attn: Joju Abraham
Southern Company
241 Ralph McGill Blvd SE
B10185
Atlanta, Georgia 30308

Generated 3/29/2024 5:33:47 PM

JOB DESCRIPTION

CCR - Plant Scherer Cell 3

JOB NUMBER

680-247248-2

Eurofins Savannah
5102 LaRoche Avenue
Savannah GA 31404

See page two for job notes and contact information.

my EOL

Eurofins Savannah

Job Notes

This report may not be reproduced except in full, and with written approval from the laboratory. The results relate only to the samples tested. For questions please contact the Project Manager at the e-mail address or telephone number listed on this page.

The test results in this report relate only to the samples as received by the laboratory and will meet all requirements of the methodology, with any exceptions noted. This report shall not be reproduced except in full, without the express written approval of the laboratory. All questions should be directed to the Eurofins Environment Testing Southeast, LLC Project Manager.

Authorization

Generated
3/29/2024 5:33:47 PM

Authorized for release by
David Fuller, Project Manager
David.Fuller@et.eurofinsus.com
(770)344-8986

Definitions/Glossary

Client: Southern Company
Project/Site: CCR - Plant Scherer Cell 3

Job ID: 680-247248-2

Qualifiers

Rad

Qualifier	Qualifier Description
U	Result is less than the sample detection limit.

Glossary

Abbreviation	These commonly used abbreviations may or may not be present in this report.
¤	Listed under the "D" column to designate that the result is reported on a dry weight basis
%R	Percent Recovery
CFL	Contains Free Liquid
CFU	Colony Forming Unit
CNF	Contains No Free Liquid
DER	Duplicate Error Ratio (normalized absolute difference)
Dil Fac	Dilution Factor
DL	Detection Limit (DoD/DOE)
DL, RA, RE, IN	Indicates a Dilution, Re-analysis, Re-extraction, or additional Initial metals/anion analysis of the sample
DLC	Decision Level Concentration (Radiochemistry)
EDL	Estimated Detection Limit (Dioxin)
LOD	Limit of Detection (DoD/DOE)
LOQ	Limit of Quantitation (DoD/DOE)
MCL	EPA recommended "Maximum Contaminant Level"
MDA	Minimum Detectable Activity (Radiochemistry)
MDC	Minimum Detectable Concentration (Radiochemistry)
MDL	Method Detection Limit
ML	Minimum Level (Dioxin)
MPN	Most Probable Number
MQL	Method Quantitation Limit
NC	Not Calculated
ND	Not Detected at the reporting limit (or MDL or EDL if shown)
NEG	Negative / Absent
POS	Positive / Present
PQL	Practical Quantitation Limit
PRES	Presumptive
QC	Quality Control
RER	Relative Error Ratio (Radiochemistry)
RL	Reporting Limit or Requested Limit (Radiochemistry)
RPD	Relative Percent Difference, a measure of the relative difference between two points
TEF	Toxicity Equivalent Factor (Dioxin)
TEQ	Toxicity Equivalent Quotient (Dioxin)
TNTC	Too Numerous To Count

Sample Summary

Client: Southern Company
Project/Site: CCR - Plant Scherer Cell 3

Job ID: 680-247248-2

Lab Sample ID	Client Sample ID	Matrix	Collected	Received
680-247248-1	SCH-GWC-34	Water	02/26/24 11:27	02/27/24 12:05
680-247248-2	SCH-GWA-41	Water	02/26/24 14:20	02/27/24 12:05
680-247248-3	SCH-GWA-54	Water	02/26/24 15:04	02/27/24 12:05
680-247248-4	SCH-CELL3-EB-10	Water	02/26/24 16:20	02/27/24 12:05
680-247248-5	SCH-GWA-39	Water	02/26/24 13:15	02/27/24 12:05
680-247248-6	SCH-GWA-40	Water	02/26/24 12:01	02/27/24 12:05
680-247248-7	SCH-GWA-42	Water	02/26/24 12:42	02/27/24 12:05

Job Narrative
680-247248-2

Analytical test results meet all requirements of the associated regulatory program listed on the Accreditation/Certification Summary Page unless otherwise noted under the individual analysis. Data qualifiers are applied to indicate exceptions. Noncompliant quality control (QC) is further explained in narrative comments.

- Matrix QC may not be reported if insufficient sample or site-specific QC samples were not submitted. In these situations, to demonstrate precision and accuracy at a batch level, a LCS/LCSD may be performed, unless otherwise specified in the method.
- Surrogate and/or isotope dilution analyte recoveries (if applicable) which are outside of the QC window are confirmed unless attributed to a dilution or otherwise noted in the narrative.

Receipt
The samples were received on 2/27/2024 12:05 PM. Unless otherwise noted below, the samples arrived in good condition, and, where required, properly preserved and on ice. The temperatures of the 2 coolers at receipt time were 2.8°C and 4.5°C.

Gas Flow Proportional Counter
No additional analytical or quality issues were noted, other than those described above or in the Definitions/ Glossary page.

Rad
No additional analytical or quality issues were noted, other than those described above or in the Definitions/ Glossary page.

Client Sample Results

Client: Southern Company
Project/Site: CCR - Plant Scherer Cell 3

Job ID: 680-247248-2

Client Sample ID: SCH-GWC-34

Lab Sample ID: 680-247248-1
Matrix: Water

Date Collected: 02/26/24 11:27
Date Received: 02/27/24 12:05

Method: SW846 9315 - Radium-226 (GFPC)

Analyte	Result	Qualifier	Count Uncert. (2σ+/-)	Total Uncert. (2σ+/-)	RL	MDC	Unit	Prepared	Analyzed	Dil Fac
Radium-226	0.148	U	0.130	0.131	1.00	0.195	pCi/L	03/06/24 07:36	03/28/24 14:56	1

Carrier	*%Yield*	*Qualifier*	*Limits*	*Prepared*	*Analyzed*	*Dil Fac*
Ba Carrier	*103*		*30 - 110*	*03/06/24 07:36*	*03/28/24 14:56*	*1*

Method: SW846 9320 - Radium-228 (GFPC)

Analyte	Result	Qualifier	Count Uncert. (2σ+/-)	Total Uncert. (2σ+/-)	RL	MDC	Unit	Prepared	Analyzed	Dil Fac
Radium-228	0.0776	U	0.286	0.286	1.00	0.514	pCi/L	03/06/24 07:53	03/27/24 12:03	1

Carrier	*%Yield*	*Qualifier*	*Limits*	*Prepared*	*Analyzed*	*Dil Fac*
Ba Carrier	*103*		*30 - 110*	*03/06/24 07:53*	*03/27/24 12:03*	*1*
Y Carrier	*83.4*		*30 - 110*	*03/06/24 07:53*	*03/27/24 12:03*	*1*

Method: TAL-STL Ra226_Ra228 - Combined Radium-226 and Radium-228

Analyte	Result	Qualifier	Count Uncert. (2σ+/-)	Total Uncert. (2σ+/-)	RL	MDC	Unit	Prepared	Analyzed	Dil Fac
Combined Radium 226 + 228	0.225	U	0.314	0.315	5.00	0.514	pCi/L		03/29/24 16:10	1

Client Sample ID: SCH-GWA-41

Lab Sample ID: 680-247248-2
Matrix: Water

Date Collected: 02/26/24 14:20
Date Received: 02/27/24 12:05

Method: SW846 9315 - Radium-226 (GFPC)

Analyte	Result	Qualifier	Count Uncert. (2σ+/-)	Total Uncert. (2σ+/-)	RL	MDC	Unit	Prepared	Analyzed	Dil Fac
Radium-226	0.135	U	0.164	0.165	1.00	0.270	pCi/L	03/06/24 07:36	03/28/24 14:56	1

Carrier	*%Yield*	*Qualifier*	*Limits*	*Prepared*	*Analyzed*	*Dil Fac*
Ba Carrier	*89.4*		*30 - 110*	*03/06/24 07:36*	*03/28/24 14:56*	*1*

Method: SW846 9320 - Radium-228 (GFPC)

Analyte	Result	Qualifier	Count Uncert. (2σ+/-)	Total Uncert. (2σ+/-)	RL	MDC	Unit	Prepared	Analyzed	Dil Fac
Radium-228	0.0211	U	0.282	0.282	1.00	0.528	pCi/L	03/06/24 07:53	03/27/24 12:04	1

Carrier	*%Yield*	*Qualifier*	*Limits*	*Prepared*	*Analyzed*	*Dil Fac*
Ba Carrier	*89.4*		*30 - 110*	*03/06/24 07:53*	*03/27/24 12:04*	*1*
Y Carrier	*84.5*		*30 - 110*	*03/06/24 07:53*	*03/27/24 12:04*	*1*

Client Sample Results

Client: Southern Company
Project/Site: CCR - Plant Scherer Cell 3

Job ID: 680-247248-2

Client Sample ID: SCH-GWA-41

Lab Sample ID: 680-247248-2
Date Collected: 02/26/24 14:20
Matrix: Water
Date Received: 02/27/24 12:05

Method: TAL-STL Ra226_Ra228 - Combined Radium-226 and Radium-228

Analyte	Result	Qualifier	Count Uncert. (2σ+/-)	Total Uncert. (2σ+/-)	RL	MDC	Unit	Prepared	Analyzed	Dil Fac
Combined Radium 226 + 228	0.156	U	0.326	0.327	5.00	0.528	pCi/L		03/29/24 16:10	1

Client Sample ID: SCH-GWA-54

Lab Sample ID: 680-247248-3
Date Collected: 02/26/24 15:04
Matrix: Water
Date Received: 02/27/24 12:05

Method: SW846 9315 - Radium-226 (GFPC)

Analyte	Result	Qualifier	Count Uncert. (2σ+/-)	Total Uncert. (2σ+/-)	RL	MDC	Unit	Prepared	Analyzed	Dil Fac
Radium-226	**0.215**		0.147	0.149	1.00	0.196	pCi/L	03/06/24 07:36	03/28/24 14:56	1

Carrier	*%Yield*	*Qualifier*	*Limits*	*Prepared*	*Analyzed*	*Dil Fac*
Ba Carrier	*93.8*		*30 - 110*	*03/06/24 07:36*	*03/28/24 14:56*	*1*

Method: SW846 9320 - Radium-228 (GFPC)

Analyte	Result	Qualifier	Count Uncert. (2σ+/-)	Total Uncert. (2σ+/-)	RL	MDC	Unit	Prepared	Analyzed	Dil Fac
Radium-228	0.281	U	0.303	0.304	1.00	0.492	pCi/L	03/06/24 07:53	03/27/24 12:04	1

Carrier	*%Yield*	*Qualifier*	*Limits*	*Prepared*	*Analyzed*	*Dil Fac*
Ba Carrier	*93.8*		*30 - 110*	*03/06/24 07:53*	*03/27/24 12:04*	*1*
Y Carrier	*84.5*		*30 - 110*	*03/06/24 07:53*	*03/27/24 12:04*	*1*

Method: TAL-STL Ra226_Ra228 - Combined Radium-226 and Radium-228

Analyte	Result	Qualifier	Count Uncert. (2σ+/-)	Total Uncert. (2σ+/-)	RL	MDC	Unit	Prepared	Analyzed	Dil Fac
Combined Radium 226 + 228	**0.496**		0.337	0.339	5.00	0.492	pCi/L		03/29/24 16:10	1

Client Sample ID: SCH-CELL3-EB-10

Lab Sample ID: 680-247248-4
Date Collected: 02/26/24 16:20
Matrix: Water
Date Received: 02/27/24 12:05

Method: SW846 9315 - Radium-226 (GFPC)

Analyte	Result	Qualifier	Count Uncert. (2σ+/-)	Total Uncert. (2σ+/-)	RL	MDC	Unit	Prepared	Analyzed	Dil Fac
Radium-226	0.000	U	0.126	0.126	1.00	0.256	pCi/L	03/06/24 07:36	03/28/24 14:56	1

Carrier	*%Yield*	*Qualifier*	*Limits*	*Prepared*	*Analyzed*	*Dil Fac*
Ba Carrier	*92.5*		*30 - 110*	*03/06/24 07:36*	*03/28/24 14:56*	*1*

Client Sample Results

Client: Southern Company
Project/Site: CCR - Plant Scherer Cell 3

Job ID: 680-247248-2

Client Sample ID: SCH-CELL3-EB-10

Lab Sample ID: 680-247248-4

Date Collected: 02/26/24 16:20
Date Received: 02/27/24 12:05

Matrix: Water

Method: SW846 9320 - Radium-228 (GFPC)

Analyte	Result	Qualifier	Count Uncert. (2σ+/-)	Total Uncert. (2σ+/-)	RL	MDC	Unit	Prepared	Analyzed	Dil Fac
Radium-228	0.149	U	0.320	0.320	1.00	0.560	pCi/L	03/06/24 07:53	03/27/24 12:04	1

Carrier	*%Yield*	*Qualifier*	*Limits*	*Prepared*	*Analyzed*	*Dil Fac*
Ba Carrier	*92.5*		*30 - 110*	*03/06/24 07:53*	*03/27/24 12:04*	*1*
Y Carrier	*80.0*		*30 - 110*	*03/06/24 07:53*	*03/27/24 12:04*	*1*

Method: TAL-STL Ra226_Ra228 - Combined Radium-226 and Radium-228

Analyte	Result	Qualifier	Count Uncert. (2σ+/-)	Total Uncert. (2σ+/-)	RL	MDC	Unit	Prepared	Analyzed	Dil Fac
Combined Radium 226 + 228	0.149	U	0.344	0.344	5.00	0.560	pCi/L		03/29/24 16:10	1

Client Sample ID: SCH-GWA-39

Lab Sample ID: 680-247248-5

Date Collected: 02/26/24 13:15
Date Received: 02/27/24 12:05

Matrix: Water

Method: SW846 9315 - Radium-226 (GFPC)

Analyte	Result	Qualifier	Count Uncert. (2σ+/-)	Total Uncert. (2σ+/-)	RL	MDC	Unit	Prepared	Analyzed	Dil Fac
Radium-226	0.0686	U	0.172	0.172	1.00	0.308	pCi/L	03/06/24 07:36	03/28/24 14:56	1

Carrier	*%Yield*	*Qualifier*	*Limits*	*Prepared*	*Analyzed*	*Dil Fac*
Ba Carrier	*97.7*		*30 - 110*	*03/06/24 07:36*	*03/28/24 14:56*	*1*

Method: SW846 9320 - Radium-228 (GFPC)

Analyte	Result	Qualifier	Count Uncert. (2σ+/-)	Total Uncert. (2σ+/-)	RL	MDC	Unit	Prepared	Analyzed	Dil Fac
Radium-228	0.0291	U	0.307	0.307	1.00	0.565	pCi/L	03/06/24 07:53	03/27/24 12:04	1

Carrier	*%Yield*	*Qualifier*	*Limits*	*Prepared*	*Analyzed*	*Dil Fac*
Ba Carrier	*97.7*		*30 - 110*	*03/06/24 07:53*	*03/27/24 12:04*	*1*
Y Carrier	*82.6*		*30 - 110*	*03/06/24 07:53*	*03/27/24 12:04*	*1*

Method: TAL-STL Ra226_Ra228 - Combined Radium-226 and Radium-228

Analyte	Result	Qualifier	Count Uncert. (2σ+/-)	Total Uncert. (2σ+/-)	RL	MDC	Unit	Prepared	Analyzed	Dil Fac
Combined Radium 226 + 228	0.0977	U	0.352	0.352	5.00	0.565	pCi/L		03/29/24 16:10	1

Client Sample Results

Client: Southern Company
Project/Site: CCR - Plant Scherer Cell 3

Job ID: 680-247248-2

Client Sample ID: SCH-GWA-40

Lab Sample ID: 680-247248-6
Matrix: Water

Date Collected: 02/26/24 12:01
Date Received: 02/27/24 12:05

Method: SW846 9315 - Radium-226 (GFPC)

Analyte	Result	Qualifier	Count Uncert. (2σ+/-)	Total Uncert. (2σ+/-)	RL	MDC	Unit	Prepared	Analyzed	Dil Fac
Radium-226	0.0148	U	0.0544	0.0544	1.00	0.110	pCi/L	03/01/24 11:13	03/26/24 07:31	1

Carrier	*%Yield*	*Qualifier*	*Limits*	*Prepared*	*Analyzed*	*Dil Fac*
Ba Carrier	*93.7*		*30 - 110*	*03/01/24 11:13*	*03/26/24 07:31*	*1*

Method: SW846 9320 - Radium-228 (GFPC)

Analyte	Result	Qualifier	Count Uncert. (2σ+/-)	Total Uncert. (2σ+/-)	RL	MDC	Unit	Prepared	Analyzed	Dil Fac
Radium-228	0.377	U	0.350	0.352	1.00	0.555	pCi/L	03/01/24 11:19	03/22/24 11:55	1

Carrier	*%Yield*	*Qualifier*	*Limits*	*Prepared*	*Analyzed*	*Dil Fac*
Ba Carrier	*93.7*		*30 - 110*	*03/01/24 11:19*	*03/22/24 11:55*	*1*
Y Carrier	*78.5*		*30 - 110*	*03/01/24 11:19*	*03/22/24 11:55*	*1*

Method: TAL-STL Ra226_Ra228 - Combined Radium-226 and Radium-228

Analyte	Result	Qualifier	Count Uncert. (2σ+/-)	Total Uncert. (2σ+/-)	RL	MDC	Unit	Prepared	Analyzed	Dil Fac
Combined Radium 226 + 228	0.392	U	0.354	0.356	5.00	0.555	pCi/L		03/29/24 16:10	1

Client Sample ID: SCH-GWA-42

Lab Sample ID: 680-247248-7
Matrix: Water

Date Collected: 02/26/24 12:42
Date Received: 02/27/24 12:05

Method: SW846 9315 - Radium-226 (GFPC)

Analyte	Result	Qualifier	Count Uncert. (2σ+/-)	Total Uncert. (2σ+/-)	RL	MDC	Unit	Prepared	Analyzed	Dil Fac
Radium-226	0.0759	U	0.0885	0.0888	1.00	0.144	pCi/L	03/01/24 11:13	03/26/24 07:31	1

Carrier	*%Yield*	*Qualifier*	*Limits*	*Prepared*	*Analyzed*	*Dil Fac*
Ba Carrier	*95.9*		*30 - 110*	*03/01/24 11:13*	*03/26/24 07:31*	*1*

Method: SW846 9320 - Radium-228 (GFPC)

Analyte	Result	Qualifier	Count Uncert. (2σ+/-)	Total Uncert. (2σ+/-)	RL	MDC	Unit	Prepared	Analyzed	Dil Fac
Radium-228	0.0594	U	0.322	0.322	1.00	0.587	pCi/L	03/01/24 11:19	03/22/24 11:55	1

Carrier	*%Yield*	*Qualifier*	*Limits*	*Prepared*	*Analyzed*	*Dil Fac*
Ba Carrier	*95.9*		*30 - 110*	*03/01/24 11:19*	*03/22/24 11:55*	*1*
Y Carrier	*77.4*		*30 - 110*	*03/01/24 11:19*	*03/22/24 11:55*	*1*

Client Sample Results

Client: Southern Company
Project/Site: CCR - Plant Scherer Cell 3

Job ID: 680-247248-2

Client Sample ID: SCH-GWA-42

Lab Sample ID: 680-247248-7

Date Collected: 02/26/24 12:42

Matrix: Water

Date Received: 02/27/24 12:05

Method: TAL-STL Ra226_Ra228 - Combined Radium-226 and Radium-228

Analyte	Result	Qualifier	Count Uncert. (2σ+/-)	Total Uncert. (2σ+/-)	RL	MDC	Unit	Prepared	Analyzed	Dil Fac
Combined Radium 226 + 228	0.135	U	0.334	0.334	5.00	0.587	pCi/L		03/29/24 16:10	1

Tracer/Carrier Summary

Client: Southern Company
Project/Site: CCR - Plant Scherer Cell 3

Job ID: 680-247248-2

Method: 9315 - Radium-226 (GFPC)

Matrix: Water **Prep Type: Total/NA**

Lab Sample ID	Client Sample ID	Ba (30-110)
680-247026-A-1-B DU	Duplicate	86.3
680-247248-1	SCH-GWC-34	103
680-247248-2	SCH-GWA-41	89.4
680-247248-3	SCH-GWA-54	93.8
680-247248-4	SCH-CELL3-EB-10	92.5
680-247248-5	SCH-GWA-39	97.7
680-247248-6	SCH-GWA-40	93.7
680-247248-7	SCH-GWA-42	95.9
680-247265-B-4-A DU	Duplicate	101
LCS 160-650603/2-A	Lab Control Sample	90.6
LCS 160-651154/2-A	Lab Control Sample	97.4
MB 160-650603/1-A	Method Blank	85.5
MB 160-651154/1-A	Method Blank	106

Percent Yield (Acceptance Limits)

Tracer/Carrier Legend

Ba = Ba Carrier

Method: 9320 - Radium-228 (GFPC)

Matrix: Water **Prep Type: Total/NA**

Lab Sample ID	Client Sample ID	Ba (30-110)	Y (30-110)
680-247026-A-1-C DU	Duplicate	86.3	84.9
680-247248-1	SCH-GWC-34	103	83.4
680-247248-2	SCH-GWA-41	89.4	84.5
680-247248-3	SCH-GWA-54	93.8	84.5
680-247248-4	SCH-CELL3-EB-10	92.5	80.0
680-247248-5	SCH-GWA-39	97.7	82.6
680-247248-6	SCH-GWA-40	93.7	78.5
680-247248-7	SCH-GWA-42	95.9	77.4
680-247265-B-4-B DU	Duplicate	101	84.1
LCS 160-650604/2-A	Lab Control Sample	90.6	79.6
LCS 160-651155/2-A	Lab Control Sample	97.4	83.4
MB 160-650604/1-A	Method Blank	85.5	84.1
MB 160-651155/1-A	Method Blank	106	84.5

Percent Yield (Acceptance Limits)

Tracer/Carrier Legend

Ba = Ba Carrier

Y = Y Carrier

Method: 9315 - Radium-226 (GFPC)

Lab Sample ID: MB 160-650603/1-A — **Client Sample ID: Method Blank**
Matrix: Water — **Prep Type: Total/NA**
Analysis Batch: 653959 — **Prep Batch: 650603**

Analyte	MB Result	MB Qualifier	Count Uncert. (2σ+/-)	Total Uncert. (2σ+/-)	RL	MDC	Unit	Prepared	Analyzed	Dil Fac
Radium-226	0.04228	U	0.0819	0.0820	1.00	0.147	pCi/L	03/01/24 11:13	03/26/24 07:29	1

Carrier	*MB %Yield*	*MB Qualifier*	*Limits*	*Prepared*	*Analyzed*	*Dil Fac*
Ba Carrier	*85.5*		*30 - 110*	*03/01/24 11:13*	*03/26/24 07:29*	*1*

Lab Sample ID: LCS 160-650603/2-A — **Client Sample ID: Lab Control Sample**
Matrix: Water — **Prep Type: Total/NA**
Analysis Batch: 653959 — **Prep Batch: 650603**

Analyte			Spike Added	LCS Result	LCS Qual	Total Uncert. (2σ+/-)	RL	MDC	Unit	%Rec	%Rec Limits		
Radium-226			11.3	9.996		1.10	1.00	0.157	pCi/L	88	75 - 125		

Carrier	*LCS %Yield*	*LCS Qualifier*	*Limits*
Ba Carrier	*90.6*		*30 - 110*

Lab Sample ID: 680-247265-B-4-A DU — **Client Sample ID: Duplicate**
Matrix: Water — **Prep Type: Total/NA**
Analysis Batch: 653989 — **Prep Batch: 650603**

Analyte	Sample Result	Sample Qual		DU Result	DU Qual	Total Uncert. (2σ+/-)	RL	MDC	Unit			RER	RER Limit
Radium-226	0.0444	U		0.04262	U	0.0733	1.00	0.129	pCi/L			0.01	1

Carrier	*DU %Yield*	*DU Qualifier*	*Limits*
Ba Carrier	*101*		*30 - 110*

Lab Sample ID: MB 160-651154/1-A — **Client Sample ID: Method Blank**
Matrix: Water — **Prep Type: Total/NA**
Analysis Batch: 654350 — **Prep Batch: 651154**

Analyte	MB Result	MB Qualifier	Count Uncert. (2σ+/-)	Total Uncert. (2σ+/-)	RL	MDC	Unit	Prepared	Analyzed	Dil Fac
Radium-226	0.02843	U	0.102	0.103	1.00	0.198	pCi/L	03/06/24 07:36	03/28/24 14:42	1

Carrier	*MB %Yield*	*MB Qualifier*	*Limits*	*Prepared*	*Analyzed*	*Dil Fac*
Ba Carrier	*106*		*30 - 110*	*03/06/24 07:36*	*03/28/24 14:42*	*1*

Lab Sample ID: LCS 160-651154/2-A — **Client Sample ID: Lab Control Sample**
Matrix: Water — **Prep Type: Total/NA**
Analysis Batch: 654350 — **Prep Batch: 651154**

Analyte			Spike Added	LCS Result	LCS Qual	Total Uncert. (2σ+/-)	RL	MDC	Unit	%Rec	%Rec Limits		
Radium-226			11.3	10.11		1.21	1.00	0.285	pCi/L	89	75 - 125		

Method: 9315 - Radium-226 (GFPC) (Continued)

Lab Sample ID: LCS 160-651154/2-A
Matrix: Water
Analysis Batch: 654350

Client Sample ID: Lab Control Sample
Prep Type: Total/NA
Prep Batch: 651154

Carrier	LCS %Yield	LCS Qualifier	Limits
Ba Carrier	97.4		30 - 110

Lab Sample ID: 680-247026-A-1-B DU
Matrix: Water
Analysis Batch: 654350

Client Sample ID: Duplicate
Prep Type: Total/NA
Prep Batch: 651154

Analyte	Sample Result	Sample Qual		DU Result	DU Qual	Total Uncert. (2σ+/-)	RL	MDC	Unit			RER	RER Limit
Radium-226	0.375			0.07580	U	0.120	1.00	0.210	pCi/L			0.94	1

Carrier	DU %Yield	DU Qualifier	Limits
Ba Carrier	86.3		30 - 110

Method: 9320 - Radium-228 (GFPC)

Lab Sample ID: MB 160-650604/1-A
Matrix: Water
Analysis Batch: 653597

Client Sample ID: Method Blank
Prep Type: Total/NA
Prep Batch: 650604

Analyte	MB Result	MB Qualifier	Count Uncert. (2σ+/-)	Total Uncert. (2σ+/-)	RL	MDC	Unit	Prepared	Analyzed	Dil Fac
Radium-228	0.1790	U	0.297	0.297	1.00	0.510	pCi/L	03/01/24 11:19	03/22/24 11:54	1

Carrier	MB %Yield	MB Qualifier	Limits	Prepared	Analyzed	Dil Fac
Ba Carrier	85.5		30 - 110	03/01/24 11:19	03/22/24 11:54	1
Y Carrier	84.1		30 - 110	03/01/24 11:19	03/22/24 11:54	1

Lab Sample ID: LCS 160-650604/2-A
Matrix: Water
Analysis Batch: 653597

Client Sample ID: Lab Control Sample
Prep Type: Total/NA
Prep Batch: 650604

Analyte			Spike Added	LCS Result	LCS Qual	Total Uncert. (2σ+/-)	RL	MDC	Unit	%Rec	%Rec Limits		
Radium-228			9.10	8.204		1.21	1.00	0.580	pCi/L	90	75 - 125		

Carrier	LCS %Yield	LCS Qualifier	Limits
Ba Carrier	90.6		30 - 110
Y Carrier	79.6		30 - 110

Lab Sample ID: 680-247265-B-4-B DU
Matrix: Water
Analysis Batch: 653597

Client Sample ID: Duplicate
Prep Type: Total/NA
Prep Batch: 650604

Analyte	Sample Result	Sample Qual		DU Result	DU Qual	Total Uncert. (2σ+/-)	RL	MDC	Unit			RER	RER Limit
Radium-228	0.281	U		-0.2489	U	0.251	1.00	0.534	pCi/L			0.97	1

Method: 9320 - Radium-228 (GFPC) (Continued)

Lab Sample ID: 680-247265-B-4-B DU
Matrix: Water
Analysis Batch: 653597

Client Sample ID: Duplicate
Prep Type: Total/NA
Prep Batch: 650604

Carrier	DU %Yield	DU Qualifier	Limits
Ba Carrier	101		30 - 110
Y Carrier	84.1		30 - 110

Lab Sample ID: MB 160-651155/1-A
Matrix: Water
Analysis Batch: 654175

Client Sample ID: Method Blank
Prep Type: Total/NA
Prep Batch: 651155

Analyte	MB Result	MB Qualifier	Count Uncert. (2σ+/-)	Total Uncert. (2σ+/-)	RL	MDC	Unit	Prepared	Analyzed	Dil Fac
Radium-228	0.01953	U	0.231	0.231	1.00	0.434	pCi/L	03/06/24 07:53	03/27/24 12:00	1

Carrier	MB %Yield	MB Qualifier	Limits	Prepared	Analyzed	Dil Fac
Ba Carrier	106		30 - 110	03/06/24 07:53	03/27/24 12:00	1
Y Carrier	84.5		30 - 110	03/06/24 07:53	03/27/24 12:00	1

Lab Sample ID: LCS 160-651155/2-A
Matrix: Water
Analysis Batch: 654175

Client Sample ID: Lab Control Sample
Prep Type: Total/NA
Prep Batch: 651155

Analyte			Spike Added	LCS Result	LCS Qual	Total Uncert. (2σ+/-)	RL	MDC	Unit	%Rec	%Rec Limits		
Radium-228			9.09	9.625		1.29	1.00	0.490	pCi/L	106	75 - 125		

Carrier	LCS %Yield	LCS Qualifier	Limits
Ba Carrier	97.4		30 - 110
Y Carrier	83.4		30 - 110

Lab Sample ID: 680-247026-A-1-C DU
Matrix: Water
Analysis Batch: 654175

Client Sample ID: Duplicate
Prep Type: Total/NA
Prep Batch: 651155

Analyte	Sample Result	Sample Qual		DU Result	DU Qual	Total Uncert. (2σ+/-)	RL	MDC	Unit			RER	RER Limit
Radium-228	0.0373	U		0.02575	U	0.302	1.00	0.561	pCi/L			0.02	1

Carrier	DU %Yield	DU Qualifier	Limits
Ba Carrier	86.3		30 - 110
Y Carrier	84.9		30 - 110

QC Association Summary

Client: Southern Company
Project/Site: CCR - Plant Scherer Cell 3

Job ID: 680-247248-2

Rad

Prep Batch: 650603

Lab Sample ID	Client Sample ID	Prep Type	Matrix	Method	Prep Batch
680-247248-6	SCH-GWA-40	Total/NA	Water	PrecSep-21	
680-247248-7	SCH-GWA-42	Total/NA	Water	PrecSep-21	
MB 160-650603/1-A	Method Blank	Total/NA	Water	PrecSep-21	
LCS 160-650603/2-A	Lab Control Sample	Total/NA	Water	PrecSep-21	
680-247265-B-4-A DU	Duplicate	Total/NA	Water	PrecSep-21	

Prep Batch: 650604

Lab Sample ID	Client Sample ID	Prep Type	Matrix	Method	Prep Batch
680-247248-6	SCH-GWA-40	Total/NA	Water	PrecSep_0	
680-247248-7	SCH-GWA-42	Total/NA	Water	PrecSep_0	
MB 160-650604/1-A	Method Blank	Total/NA	Water	PrecSep_0	
LCS 160-650604/2-A	Lab Control Sample	Total/NA	Water	PrecSep_0	
680-247265-B-4-B DU	Duplicate	Total/NA	Water	PrecSep_0	

Prep Batch: 651154

Lab Sample ID	Client Sample ID	Prep Type	Matrix	Method	Prep Batch
680-247248-1	SCH-GWC-34	Total/NA	Water	PrecSep-21	
680-247248-2	SCH-GWA-41	Total/NA	Water	PrecSep-21	
680-247248-3	SCH-GWA-54	Total/NA	Water	PrecSep-21	
680-247248-4	SCH-CELL3-EB-10	Total/NA	Water	PrecSep-21	
680-247248-5	SCH-GWA-39	Total/NA	Water	PrecSep-21	
MB 160-651154/1-A	Method Blank	Total/NA	Water	PrecSep-21	
LCS 160-651154/2-A	Lab Control Sample	Total/NA	Water	PrecSep-21	
680-247026-A-1-B DU	Duplicate	Total/NA	Water	PrecSep-21	

Prep Batch: 651155

Lab Sample ID	Client Sample ID	Prep Type	Matrix	Method	Prep Batch
680-247248-1	SCH-GWC-34	Total/NA	Water	PrecSep_0	
680-247248-2	SCH-GWA-41	Total/NA	Water	PrecSep_0	
680-247248-3	SCH-GWA-54	Total/NA	Water	PrecSep_0	
680-247248-4	SCH-CELL3-EB-10	Total/NA	Water	PrecSep_0	
680-247248-5	SCH-GWA-39	Total/NA	Water	PrecSep_0	
MB 160-651155/1-A	Method Blank	Total/NA	Water	PrecSep_0	
LCS 160-651155/2-A	Lab Control Sample	Total/NA	Water	PrecSep_0	
680-247026-A-1-C DU	Duplicate	Total/NA	Water	PrecSep_0	

Lab Chronicle

Client: Southern Company
Project/Site: CCR - Plant Scherer Cell 3

Job ID: 680-247248-2

Client Sample ID: SCH-GWC-34

Lab Sample ID: 680-247248-1

Date Collected: 02/26/24 11:27
Matrix: Water
Date Received: 02/27/24 12:05

Prep Type	Batch Type	Batch Method	Run	Dil Factor	Initial Amount	Final Amount	Batch Number	Prepared or Analyzed	Analyst	Lab
Total/NA	Prep	PrecSep-21			1001.07 mL	1.0 g	651154	03/06/24 07:36	BMW	EET SL
Total/NA	Analysis	9315		1			654351	03/28/24 14:56	SCB	EET SL
	Instrument ID:	GFPCBLUE								
Total/NA	Prep	PrecSep_0			1001.07 mL	1.0 g	651155	03/06/24 07:53	BMW	EET SL
Total/NA	Analysis	9320		1			654147	03/27/24 12:03	SWS	EET SL
	Instrument ID:	GFPCRED								
Total/NA	Analysis	Ra226_Ra228		1			654573	03/29/24 16:10	FLC	EET SL
	Instrument ID:	NOEQUIP								

Client Sample ID: SCH-GWA-41

Lab Sample ID: 680-247248-2

Date Collected: 02/26/24 14:20
Matrix: Water
Date Received: 02/27/24 12:05

Prep Type	Batch Type	Batch Method	Run	Dil Factor	Initial Amount	Final Amount	Batch Number	Prepared or Analyzed	Analyst	Lab
Total/NA	Prep	PrecSep-21			998.31 mL	1.0 g	651154	03/06/24 07:36	BMW	EET SL
Total/NA	Analysis	9315		1			654351	03/28/24 14:56	SCB	EET SL
	Instrument ID:	GFPCBLUE								
Total/NA	Prep	PrecSep_0			998.31 mL	1.0 g	651155	03/06/24 07:53	BMW	EET SL
Total/NA	Analysis	9320		1			654147	03/27/24 12:04	SWS	EET SL
	Instrument ID:	GFPCRED								
Total/NA	Analysis	Ra226_Ra228		1			654573	03/29/24 16:10	FLC	EET SL
	Instrument ID:	NOEQUIP								

Client Sample ID: SCH-GWA-54

Lab Sample ID: 680-247248-3

Date Collected: 02/26/24 15:04
Matrix: Water
Date Received: 02/27/24 12:05

Prep Type	Batch Type	Batch Method	Run	Dil Factor	Initial Amount	Final Amount	Batch Number	Prepared or Analyzed	Analyst	Lab
Total/NA	Prep	PrecSep-21			998.07 mL	1.0 g	651154	03/06/24 07:36	BMW	EET SL
Total/NA	Analysis	9315		1			654351	03/28/24 14:56	SCB	EET SL
	Instrument ID:	GFPCBLUE								
Total/NA	Prep	PrecSep_0			998.07 mL	1.0 g	651155	03/06/24 07:53	BMW	EET SL
Total/NA	Analysis	9320		1			654147	03/27/24 12:04	SWS	EET SL
	Instrument ID:	GFPCRED								
Total/NA	Analysis	Ra226_Ra228		1			654573	03/29/24 16:10	FLC	EET SL
	Instrument ID:	NOEQUIP								

Client Sample ID: SCH-CELL3-EB-10

Lab Sample ID: 680-247248-4

Date Collected: 02/26/24 16:20
Matrix: Water
Date Received: 02/27/24 12:05

Prep Type	Batch Type	Batch Method	Run	Dil Factor	Initial Amount	Final Amount	Batch Number	Prepared or Analyzed	Analyst	Lab
Total/NA	Prep	PrecSep-21			993.45 mL	1.0 g	651154	03/06/24 07:36	BMW	EET SL
Total/NA	Analysis	9315		1			654351	03/28/24 14:56	SCB	EET SL
	Instrument ID:	GFPCBLUE								

Lab Chronicle

Client: Southern Company
Project/Site: CCR - Plant Scherer Cell 3

Job ID: 680-247248-2

Client Sample ID: SCH-CELL3-EB-10

Lab Sample ID: 680-247248-4

Date Collected: 02/26/24 16:20
Date Received: 02/27/24 12:05

Matrix: Water

Prep Type	Batch Type	Batch Method	Run	Dil Factor	Initial Amount	Final Amount	Batch Number	Prepared or Analyzed	Analyst	Lab
Total/NA	Prep	PrecSep_0			993.45 mL	1.0 g	651155	03/06/24 07:53	BMW	EET SL
Total/NA	Analysis	9320		1			654147	03/27/24 12:04	SWS	EET SL
	Instrument ID:	GFPCRED								
Total/NA	Analysis	Ra226_Ra228		1			654573	03/29/24 16:10	FLC	EET SL
	Instrument ID:	NOEQUIP								

Client Sample ID: SCH-GWA-39

Lab Sample ID: 680-247248-5

Date Collected: 02/26/24 13:15
Date Received: 02/27/24 12:05

Matrix: Water

Prep Type	Batch Type	Batch Method	Run	Dil Factor	Initial Amount	Final Amount	Batch Number	Prepared or Analyzed	Analyst	Lab
Total/NA	Prep	PrecSep-21			989.86 mL	1.0 g	651154	03/06/24 07:36	BMW	EET SL
Total/NA	Analysis	9315		1			654351	03/28/24 14:56	SCB	EET SL
	Instrument ID:	GFPCBLUE								
Total/NA	Prep	PrecSep_0			989.86 mL	1.0 g	651155	03/06/24 07:53	BMW	EET SL
Total/NA	Analysis	9320		1			654147	03/27/24 12:04	SWS	EET SL
	Instrument ID:	GFPCRED								
Total/NA	Analysis	Ra226_Ra228		1			654573	03/29/24 16:10	FLC	EET SL
	Instrument ID:	NOEQUIP								

Client Sample ID: SCH-GWA-40

Lab Sample ID: 680-247248-6

Date Collected: 02/26/24 12:01
Date Received: 02/27/24 12:05

Matrix: Water

Prep Type	Batch Type	Batch Method	Run	Dil Factor	Initial Amount	Final Amount	Batch Number	Prepared or Analyzed	Analyst	Lab
Total/NA	Prep	PrecSep-21			990.85 mL	1.0 g	650603	03/01/24 11:13	KAC	EET SL
Total/NA	Analysis	9315		1			653959	03/26/24 07:31	SCB	EET SL
	Instrument ID:	GFPCRED								
Total/NA	Prep	PrecSep_0			990.85 mL	1.0 g	650604	03/01/24 11:19	KAC	EET SL
Total/NA	Analysis	9320		1			653597	03/22/24 11:55	SCB	EET SL
	Instrument ID:	GFPCRED								
Total/NA	Analysis	Ra226_Ra228		1			654573	03/29/24 16:10	FLC	EET SL
	Instrument ID:	NOEQUIP								

Client Sample ID: SCH-GWA-42

Lab Sample ID: 680-247248-7

Date Collected: 02/26/24 12:42
Date Received: 02/27/24 12:05

Matrix: Water

Prep Type	Batch Type	Batch Method	Run	Dil Factor	Initial Amount	Final Amount	Batch Number	Prepared or Analyzed	Analyst	Lab
Total/NA	Prep	PrecSep-21			996.10 mL	1.0 g	650603	03/01/24 11:13	KAC	EET SL
Total/NA	Analysis	9315		1			653959	03/26/24 07:31	SCB	EET SL
	Instrument ID:	GFPCRED								
Total/NA	Prep	PrecSep_0			996.10 mL	1.0 g	650604	03/01/24 11:19	KAC	EET SL
Total/NA	Analysis	9320		1			653597	03/22/24 11:55	SCB	EET SL
	Instrument ID:	GFPCRED								

Lab Chronicle

Client: Southern Company
Project/Site: CCR - Plant Scherer Cell 3

Job ID: 680-247248-2

Client Sample ID: SCH-GWA-42

Date Collected: 02/26/24 12:42
Date Received: 02/27/24 12:05

Lab Sample ID: 680-247248-7

Matrix: Water

Prep Type	Batch Type	Batch Method	Run	Dil Factor	Initial Amount	Final Amount	Batch Number	Prepared or Analyzed	Analyst	Lab
Total/NA	Analysis	Ra226_Ra228		1			654573	03/29/24 16:10	FLC	EET SL

Laboratory References:

EET SL = Eurofins St. Louis, 13715 Rider Trail North, Earth City, MO 63045, TEL (314)298-8566

Accreditation/Certification Summary

Client: Southern Company
Project/Site: CCR - Plant Scherer Cell 3

Job ID: 680-247248-2

Laboratory: Eurofins St. Louis

The accreditations/certifications listed below are applicable to this report.

Authority	Program	Identification Number	Expiration Date
Florida	NELAP	E87689	06-30-24

Method Summary

Client: Southern Company
Project/Site: CCR - Plant Scherer Cell 3

Job ID: 680-247248-2

Method	Method Description	Protocol	Laboratory
9315	Radium-226 (GFPC)	SW846	EET SL
9320	Radium-228 (GFPC)	SW846	EET SL
Ra226_Ra228	Combined Radium-226 and Radium-228	TAL-STL	EET SL
PrecSep_0	Preparation, Precipitate Separation	None	EET SL
PrecSep-21	Preparation, Precipitate Separation (21-Day In-Growth)	None	EET SL

Protocol References:

None = None

SW846 = "Test Methods For Evaluating Solid Waste, Physical/Chemical Methods", Third Edition, November 1986 And Its Updates.

TAL-STL = TestAmerica Laboratories, St. Louis, Facility Standard Operating Procedure.

Laboratory References:

EET SL = Eurofins St. Louis, 13715 Rider Trail North, Earth City, MO 63045, TEL (314)298-8566

Eurofins Savannah
5102 LaRoche Avenue
Savannah, GA 31404
Phone (912) 354-7858 Phone (912) 352-0165

Chain of Custody Record

eurofins | Environment Testing

Client Information	Sampler(s): Mark Mann	Lab PM / Phone: David Fuller / 770-344-8986	Carrier Tracking No(s):	COC No:
Client Contact: Joju Abraham	Site-Project Manager / Phone: Dawn Prell / 248-536-5445	E-Mail: David.Fuller@et.eurofinsus.com	State of Origin: GA	Page: Page 1 of 1
Company: Southern Company				Job #:
Address: 241 Ralph McGill Blvd SE B10185	Due Date Requested:			
City: Atlanta	TAT Requested (days): 2 weeks			
State, Zip: GA, 30308	Compliance Project: Δ Yes Δ No			
Phone:	Lab Project #: (DO NOT REMOVE) 68027798			
Email: JAbraham@southernco.com	Lab PO #: GPC82130-0006 / PO Line #5			
Project Name: CCR - Plant Scherer Cell 3	Project #:			
Site:				

Analysis Requested

Preservation Codes:
A - HCL, B - NaOH, C - Zn Acetate, D - Nitric Acid, E - NaHSO4, F - MeOH, G - Amchlor, H - Ascorbic Acid, I - Ice, J - DI Water, K - EDTA, L - EDA
M - Hexane, N - None, O - AsNaO2, P - Na2O4S, Q - Na2SO3, R - Na2S2O3, S - H2SO4, T - TSP Dodecahydrate, U - Acetone, V - MCAA, W - pH 4-5, Y - Trizma, Z - other (specify)
Other:

Task_Code: SCH-CCR-OTH-20240226

Special Instructions/Notes:

Sample Identification	Sample Date	Sample Time	Sample Type (C=comp, G=grab)	Matrix (W=water, S=solid, O=waste/oil, BT=Tissue, A=Air)	Field Filtered Sample (Yes or No)	Perform MS/MSD (Yes or No)	300_ORGFM_28D - Chloride, Fluoride, Sulfate	2540C - Solids, Total Dissolved (TDS)	6020B - Select ICPMS (19) Metals	7470A - App IV Mercury	9315_Ra226 - Radium 226	9320_Ra228 - Radium 228	Ra226Ra228_GFPC - Combined Radium 226 and 228	Total Number of containers	
			Preservation Code:				N	N	D	D	D	D	D		
SCH-GWC-34	2/26/24	11:27	G	WG	N	N	X	X	X	X	X	X	X	7	Extra Rad
SCH-GWA-41	2/26/24	14:20	G	WG	N	N	X	X	X	X	X	X	X	5	
SCH-GWA-54	2/26/24	15:04	G	WG	N	N	X	X	X	X	X	X	X	5	
SCH-CELL3-EB-10	2/26/24	16:20	G	WQ	N	N	X	X	X	X	X	X	X	5	
SCH-GWA-39	2/26/24	13:15	G	WG	N	N	X	X	X	X	X	X	X	5	
SCH-GWA-40	2/26/24	12:01	G	WG	N	N	X	X	X	X	X	X	X	5	
SCH-GWA-42	2/26/24	12:42	G	WG	N	N	X	X	X	X	X	X	X	5	

680-247248 Chain of Custody

Possible Hazard Identification
☐ *Non-Hazard* ☐ *Flammable* ☐ *Skin Irritant* *Poison B* ☐ *Unknown* ☐ *Radiological*

Sample Disposal (A fee may be assessed if samples are retained longer than 1 month)
☐ *Return To Client* ☐ *Disposal By Lab* ☐ *Archive For* _____ *Months*

Deliverable Requested: I, II, III, IV, Other (specify)

Special Instructions/QC Requirements:

Empty Kit Relinquished by:	Date:	Time:	Method of Shipment:

Relinquished by:	Date/Time:	Company	Received by:	Date/Time:	Company
MARK MANN / [signature]	02/27/24 825	WSP			
R COOK RECEIVED:	02/27/24 8:25				
			C Munns	2/27/24 1205	Eurofins

Custody Seals Intact: Δ Yes Δ No | Custody Seal No.:

Cooler Temperature(s) °C and Other Remarks: 2.8/2.8 4.5/4.5

Eurofins Savannah
5102 LaRoche Avenue
Savannah, GA 31404
Phone: 912-354-7858 Fax: 912-352-0165

Chain of Custody Record

eurofins | Environment Testing

Client Information (Sub Contract Lab)	Sampler:	Lab PM: Fuller, David	Carrier Tracking No(s):	COC No: 680-764833.1
Client Contact: Shipping/Receiving	Phone:	E-Mail: David.Fuller@et.eurofinsus.com	State of Origin: Georgia	Page: Page 1 of 1
Company: TestAmerica Laboratories, Inc.		Accreditations Required (See note): NELAP - Florida; State - Georgia		Job #: 680-247248-2
Address: 13715 Rider Trail North, ,	Due Date Requested: 3/27/2024			
City: Earth City	TAT Requested (days):			
State, Zip: MO, 63045				
Phone: 314-298-8566(Tel) 314-298-8757(Fax)	PO #:			
Email:	WO #:			
Project Name: CCR - Plant Scherer Cell 3	Project #: 68027798			
Site:	SSOW#:			

Analysis Requested

Preservation Codes:
A - HCL, B - NaOH, C - Zn Acetate, D - Nitric Acid, E - NaHSO4, F - MeOH, G - Amchlor, H - Ascorbic Acid, I - Ice, J - DI Water, K - EDTA, L - EDA, M - Hexane, N - None, O - AsNaO2, P - Na2O4S, Q - Na2SO3, R - Na2S2O3, S - H2SO4, T - TSP Dodecahydrate, U - Acetone, V - MCAA, W - pH 4-5, Y - Trizma, Z - other (specify)
Other:

Sample Identification - Client ID (Lab ID)	Sample Date	Sample Time	Sample Type (C=comp, G=grab)	Matrix (W=water, S=solid, O=waste/oil, BT=Tissue, A=Air)	Field Filtered Sample (Yes or No)	Perform MS/MSD (Yes or No)	9315_Ra226/PrecSep_21 Radium-226 (GFPC) - 21 day decay	9320_Ra228/PrecSep_0 Radium-228 (GFPC)	Ra226Ra228_GFPC/ Combined Radium-226 and Radium-228	Total Number of containers	Special Instructions/Note:
			Preservation Code:								
SCH-GWC-34 (680-247248-1)	2/26/24	11:27 Eastern		Water			X	X	X	4	
SCH-GWA-41 (680-247248-2)	2/26/24	14:20 Eastern		Water			X	X	X	2	
SCH-GWA-54 (680-247248-3)	2/26/24	15:04 Eastern		Water			X	X	X	2	
SCH-CELL3-EB-10 (680-247248-4)	2/26/24	16:20 Eastern		Water			X	X	X	2	
SCH-GWA-39 (680-247248-5)	2/26/24	13:15 Eastern		Water			X	X	X	2	

Note: Since laboratory accreditations are subject to change, Eurofins Environment Testing Southeast, LLC places the ownership of method, analyte & accreditation compliance upon our subcontract laboratories. This sample shipment is forwarded under chain-of-custody. If the laboratory does not currently maintain accreditation in the State of Origin listed above for analysis/tests/matrix being analyzed, the samples must be shipped back to the Eurofins Environment Testing Southeast, LLC laboratory or other instructions will be provided. Any changes to accreditation status should be brought to Eurofins Environment Testing Southeast, LLC attention immediately. If all requested accreditations are current to date, return the signed Chain of Custody attesting to said compliance to Eurofins Environment Testing Southeast, LLC.

Possible Hazard Identification
Unconfirmed

Sample Disposal (A fee may be assessed if samples are retained longer than 1 month)
☐ *Return To Client* ☐ *Disposal By Lab* ☐ *Archive For* _____ *Months*

Deliverable Requested: I, II, III, IV, Other (specify) Primary Deliverable Rank: 2

Special Instructions/QC Requirements:

Empty Kit Relinquished by: Date: Time: Method of Shipment:

Relinquished by	Date/Time	Company	Received by	Date/Time	Company
DN	2.28.24 1700				
Relinquished by	Date/Time	Company	Received by	Date/Time	Company
			M Pinette	FEB 29 20240830	
Relinquished by	Date/Time	Company	Received by	Date/Time	Company

Custody Seals Intact: Δ Yes Δ No
Custody Seal No.:
Cooler Temperature(s) °C and Other Remarks:

Ver: 06/08/2021

Eurofins Savannah
5102 LaRoche Avenue
Savannah, GA 31404
Phone: 912-354-7858 Fax: 912-352-0165

Chain of Custody Record

eurofins | Environment Testing

Client Information (Sub Contract Lab)	Sampler:	Lab PM: Fuller, David	Carrier Tracking No(s):	COC No: 680-764833.1
Client Contact: Shipping/Receiving	Phone:	E-Mail: David.Fuller@et.eurofinsus.com	State of Origin: Georgia	Page: Page 1 of 1
Company: TestAmerica Laboratories, Inc.		Accreditations Required (See note): NELAP - Florida; State - Georgia		Job #: 680-247248-1
Address: 13715 Rider Trail North, ,	Due Date Requested: 3/8/2024			
City: Earth City	TAT Requested (days):			
State, Zip: MO, 63045				
Phone: 314-298-8566(Tel) 314-298-8757(Fax)	PO #:			
Email:	WO #:			
Project Name: CCR - Plant Scherer Cell 3	Project #: 68027798			
Site:	SSOW#:			

Analysis Requested

Preservation Codes:
A - HCL
B - NaOH
C - Zn Acetate
D - Nitric Acid
E - NaHSO4
F - MeOH
G - Amchlor
H - Ascorbic Acid
I - Ice
J - DI Water
K - EDTA
L - EDA
M - Hexane
N - None
O - AsNaO2
P - Na2O4S
Q - Na2SO3
R - Na2S2O3
S - H2SO4
T - TSP Dodecahydrate
U - Acetone
V - MCAA
W - pH 4-5
Y - Trizma
Z - other (specify)
Other:

Sample Identification - Client ID (Lab ID)	Sample Date	Sample Time	Sample Type (C=comp, G=grab)	Matrix (W=water, S=solid, O=waste/oil, BT=Tissue, A=Air)	Field Filtered Sample (Yes or No)	Perform MS/MSD (Yes or No)	9315_Ra226/PrecSep_21 Radium-226 (GFPC) - 21 day decay	9320_Ra228/PrecSep_0 Radium-228 (GFPC)	Ra226Ra228_GFPC/ Combined Radium-226 and Radium-228	Total Number of containers	Special Instructions/Note:
			Preservation Code:								
SCH-GWA-40 (680-247248-6)	2/26/24	12:01 Eastern		Water			X	X	X	2	
SCH-GWA-42 (680-247248-7)	2/26/24	12:42 Eastern		Water			X	X	X	2	

Note: Since laboratory accreditations are subject to change, Eurofins Environment Testing Southeast, LLC places the ownership of method, analyte & accreditation compliance upon our subcontract laboratories. This sample shipment is forwarded under chain-of-custody. If the laboratory does not currently maintain accreditation in the State of Origin listed above for analysis/tests/matrix being analyzed, the samples must be shipped back to the Eurofins Environment Testing Southeast, LLC laboratory or other instructions will be provided. Any changes to accreditation status should be brought to Eurofins Environment Testing Southeast, LLC attention immediately. If all requested accreditations are current to date, return the signed Chain of Custody attesting to said compliance to Eurofins Environment Testing Southeast, LLC.

Possible Hazard Identification *Unconfirmed*	***Sample Disposal (A fee may be assessed if samples are retained longer than 1 month)*** ☐ *Return To Client* ☐ *Disposal By Lab* ☐ *Archive For* _____ *Months*
Deliverable Requested: I, II, III, IV, Other (specify) Primary Deliverable Rank: 2	Special Instructions/QC Requirements:

Empty Kit Relinquished by:	Date:	Time:		Method of Shipment:	
Relinquished by:	Date/Time: 2-28-24 1700	Company	Received by:	Date/Time:	Company
Relinquished by:	Date/Time:	Company	Received by: M. Pinette	Date/Time: FEB 29 20240830	Company
Relinquished by:	Date/Time:	Company	Received by:	Date/Time:	Company
Custody Seals Intact: Δ Yes Δ No	Custody Seal No.:		Cooler Temperature(s) °C and Other Remarks:		

Ver: 06/08/2021

Login Sample Receipt Checklist

Client: Southern Company

Job Number: 680-247248-2

Login Number: 247248

List Source: Eurofins Savannah

List Number: 1

Creator: Johnson, Corey M

Question	Answer	Comment
Radioactivity wasn't checked or is </= background as measured by a survey meter.	N/A	
The cooler's custody seal, if present, is intact.	True	
Sample custody seals, if present, are intact.	True	
The cooler or samples do not appear to have been compromised or tampered with.	True	
Samples were received on ice.	True	
Cooler Temperature is acceptable.	True	
Cooler Temperature is recorded.	True	
COC is present.	True	
COC is filled out in ink and legible.	True	
COC is filled out with all pertinent information.	True	
Is the Field Sampler's name present on COC?	True	
There are no discrepancies between the containers received and the COC.	True	
Samples are received within Holding Time (excluding tests with immediate HTs)	True	
Sample containers have legible labels.	True	
Containers are not broken or leaking.	True	
Sample collection date/times are provided.	True	
Appropriate sample containers are used.	True	
Sample bottles are completely filled.	True	
Sample Preservation Verified.	N/A	
There is sufficient vol. for all requested analyses, incl. any requested MS/MSDs	True	
Containers requiring zero headspace have no headspace or bubble is <6mm (1/4").	N/A	
Multiphasic samples are not present.	True	
Samples do not require splitting or compositing.	True	
Residual Chlorine Checked.	N/A	

Login Sample Receipt Checklist

Client: Southern Company

Job Number: 680-247248-2

Login Number: 247248
List Number: 2
Creator: Pinette, Meadow L

List Source: Eurofins St. Louis
List Creation: 02/29/24 01:15 PM

Question	Answer	Comment
Radioactivity wasn't checked or is </= background as measured by a survey meter.	True	
The cooler's custody seal, if present, is intact.	True	
Sample custody seals, if present, are intact.	True	
The cooler or samples do not appear to have been compromised or tampered with.	True	
Samples were received on ice.	N/A	
Cooler Temperature is acceptable.	True	
Cooler Temperature is recorded.	True	
COC is present.	True	
COC is filled out in ink and legible.	True	
COC is filled out with all pertinent information.	True	
Is the Field Sampler's name present on COC?	True	
There are no discrepancies between the containers received and the COC.	True	
Samples are received within Holding Time (excluding tests with immediate HTs)	True	
Sample containers have legible labels.	True	
Containers are not broken or leaking.	True	
Sample collection date/times are provided.	True	
Appropriate sample containers are used.	True	
Sample bottles are completely filled.	True	
Sample Preservation Verified.	True	
There is sufficient vol. for all requested analyses, incl. any requested MS/MSDs	True	
Containers requiring zero headspace have no headspace or bubble is <6mm (1/4").	N/A	
Multiphasic samples are not present.	True	
Samples do not require splitting or compositing.	True	
Residual Chlorine Checked.	N/A	

eurofins | Environment Testing

ANALYTICAL REPORT

PREPARED FOR

Attn: Joju Abraham
Southern Company
241 Ralph McGill Blvd SE
B10185
Atlanta, Georgia 30308

Generated 3/11/2024 8:59:28 AM

JOB DESCRIPTION

Plant Scherer Surface Water

JOB NUMBER

680-247250-1

Eurofins Savannah
5102 LaRoche Avenue
Savannah GA 31404

See page two for job notes and contact information.

my EOL

Eurofins Savannah

Job Notes

This report may not be reproduced except in full, and with written approval from the laboratory. The results relate only to the samples tested. For questions please contact the Project Manager at the e-mail address or telephone number listed on this page.

The test results in this report relate only to the samples as received by the laboratory and will meet all requirements of the methodology, with any exceptions noted. This report shall not be reproduced except in full, without the express written approval of the laboratory. All questions should be directed to the Eurofins Environment Testing Southeast, LLC Project Manager.

Authorization

Generated
3/11/2024 8:59:28 AM

Authorized for release by
David Fuller, Project Manager
David.Fuller@et.eurofinsus.com
(770)344-8986

Definitions/Glossary

Client: Southern Company
Project/Site: Plant Scherer Surface Water

Job ID: 680-247250-1

Qualifiers

Metals

Qualifier	Qualifier Description
4	MS, MSD: The analyte present in the original sample is greater than 4 times the matrix spike concentration; therefore, control limits are not applicable.
J	Result is less than the RL but greater than or equal to the MDL and the concentration is an approximate value.

General Chemistry

Qualifier	Qualifier Description
F1	MS and/or MSD recovery exceeds control limits.
J	Result is less than the RL but greater than or equal to the MDL and the concentration is an approximate value.

Glossary

Abbreviation	These commonly used abbreviations may or may not be present in this report.
¤	Listed under the "D" column to designate that the result is reported on a dry weight basis
%R	Percent Recovery
CFL	Contains Free Liquid
CFU	Colony Forming Unit
CNF	Contains No Free Liquid
DER	Duplicate Error Ratio (normalized absolute difference)
Dil Fac	Dilution Factor
DL	Detection Limit (DoD/DOE)
DL, RA, RE, IN	Indicates a Dilution, Re-analysis, Re-extraction, or additional Initial metals/anion analysis of the sample
DLC	Decision Level Concentration (Radiochemistry)
EDL	Estimated Detection Limit (Dioxin)
LOD	Limit of Detection (DoD/DOE)
LOQ	Limit of Quantitation (DoD/DOE)
MCL	EPA recommended "Maximum Contaminant Level"
MDA	Minimum Detectable Activity (Radiochemistry)
MDC	Minimum Detectable Concentration (Radiochemistry)
MDL	Method Detection Limit
ML	Minimum Level (Dioxin)
MPN	Most Probable Number
MQL	Method Quantitation Limit
NC	Not Calculated
ND	Not Detected at the reporting limit (or MDL or EDL if shown)
NEG	Negative / Absent
POS	Positive / Present
PQL	Practical Quantitation Limit
PRES	Presumptive
QC	Quality Control
RER	Relative Error Ratio (Radiochemistry)
RL	Reporting Limit or Requested Limit (Radiochemistry)
RPD	Relative Percent Difference, a measure of the relative difference between two points
TEF	Toxicity Equivalent Factor (Dioxin)
TEQ	Toxicity Equivalent Quotient (Dioxin)
TNTC	Too Numerous To Count

Sample Summary

Client: Southern Company
Project/Site: Plant Scherer Surface Water

Job ID: 680-247250-1

Lab Sample ID	Client Sample ID	Matrix	Collected	Received
680-247250-1	SCH-SWA-2	Water	02/26/24 15:35	02/27/24 12:05

Job Narrative
680-247250-1

Analytical test results meet all requirements of the associated regulatory program listed on the Accreditation/Certification Summary Page unless otherwise noted under the individual analysis. Data qualifiers are applied to indicate exceptions. Noncompliant quality control (QC) is further explained in narrative comments.

- Matrix QC may not be reported if insufficient sample or site-specific QC samples were not submitted. In these situations, to demonstrate precision and accuracy at a batch level, a LCS/LCSD may be performed, unless otherwise specified in the method.
- Surrogate and/or isotope dilution analyte recoveries (if applicable) which are outside of the QC window are confirmed unless attributed to a dilution or otherwise noted in the narrative.

Receipt
The sample was received on 2/27/2024 12:05 PM. Unless otherwise noted below, the sample arrived in good condition, and, where required, properly preserved and on ice. The temperatures of the 2 coolers at receipt time were 2.8°C and 4.5°C.

HPLC/IC
No additional analytical or quality issues were noted, other than those described above or in the Definitions/ Glossary page.

Metals
No additional analytical or quality issues were noted, other than those described above or in the Definitions/ Glossary page.

General Chemistry
Method 2540C: A lesser volume of sample was used for the following samples due to the nature of the sample matrix resulting in elevated reporting limits: SCH-SWA-2 (680-247250-1).

Method 4500_CN_E: The matrix spike / matrix spike duplicate (MS/MSD) recoveries for preparation batch 680-825612 and analytical batch 680-825728 were outside control limits for one or more analytes. See QC Sample Results for detail. Sample matrix interference and/or non-homogeneity are suspected because the associated laboratory control sample (LCS) recovery is within acceptance limits.

No additional analytical or quality issues were noted, other than those described above or in the Definitions/ Glossary page.

Client Sample Results

Client: Southern Company
Project/Site: Plant Scherer Surface Water

Job ID: 680-247250-1

Client Sample ID: SCH-SWA-2

Date Collected: 02/26/24 15:35
Date Received: 02/27/24 12:05

Lab Sample ID: 680-247250-1

Matrix: Water

Method: EPA 300.0 - Anions, Ion Chromatography

Analyte	Result	Qualifier	RL	MDL	Unit	D	Prepared	Analyzed	Dil Fac
Chloride	**14**		5.0	1.0	mg/L			03/05/24 16:09	5
Fluoride	<1.0		2.0	1.0	mg/L			03/05/24 16:09	5
Sulfate	**230**		5.0	2.5	mg/L			03/05/24 16:09	5

Method: SW846 6020B - Metals (ICP/MS) - Total Recoverable

Analyte	Result	Qualifier	RL	MDL	Unit	D	Prepared	Analyzed	Dil Fac
Antimony	<0.00034		0.0020	0.00034	mg/L		02/29/24 05:51	02/29/24 15:05	1
Arsenic	<0.00086		0.0010	0.00086	mg/L		02/29/24 05:51	02/29/24 15:05	1
Barium	**0.069**		0.010	0.00089	mg/L		02/29/24 05:51	02/29/24 15:05	1
Beryllium	<0.00020		0.0025	0.00020	mg/L		02/29/24 05:51	02/29/24 15:05	1
Boron	**1.2**		0.080	0.022	mg/L		02/29/24 05:51	02/29/24 15:05	1
Cadmium	<0.000078		0.0025	0.000078	mg/L		02/29/24 05:51	02/29/24 15:05	1
Calcium	**37**		0.50	0.14	mg/L		02/29/24 05:51	02/29/24 15:05	1
Chromium	<0.0012		0.0020	0.0012	mg/L		02/29/24 05:51	02/29/24 15:05	1
Cobalt	**0.0054**		0.0025	0.00022	mg/L		02/29/24 05:51	02/29/24 15:05	1
Copper	<0.0011		0.0020	0.0011	mg/L		02/29/24 05:51	02/29/24 15:05	1
Lead	<0.00021		0.0010	0.00021	mg/L		02/29/24 05:51	02/29/24 15:05	1
Magnesium	**21**		0.50	0.023	mg/L		02/29/24 05:51	02/29/24 15:05	1
Nickel	**0.0010**		0.0010	0.00042	mg/L		02/29/24 05:51	02/29/24 15:05	1
Potassium	**1.2**		0.50	0.044	mg/L		02/29/24 05:51	02/29/24 15:05	1
Selenium	<0.00099		0.0050	0.00099	mg/L		02/29/24 05:51	02/29/24 15:05	1
Silver	<0.00039		0.0010	0.00039	mg/L		02/29/24 05:51	02/29/24 15:05	1
Sodium	**48**		0.50	0.20	mg/L		02/29/24 05:51	02/29/24 15:05	1
Thallium	<0.00026		0.0010	0.00026	mg/L		02/29/24 05:51	02/29/24 15:05	1
Vanadium	**0.00077**	**J**	0.0020	0.00063	mg/L		02/29/24 05:51	02/29/24 15:05	1
Zinc	<0.0028		0.0050	0.0028	mg/L		02/29/24 05:51	02/29/24 15:05	1

Method: SW846 7470A - Mercury (CVAA)

Analyte	Result	Qualifier	RL	MDL	Unit	D	Prepared	Analyzed	Dil Fac
Mercury	<0.000080		0.00020	0.000080	mg/L		03/01/24 10:08	03/03/24 10:42	1

General Chemistry

Analyte	Result	Qualifier	RL	MDL	Unit	D	Prepared	Analyzed	Dil Fac
Total Alkalinity as CaCO3 to pH 4.5 (SM 2320B-2011)	**50**		5.0	2.2	mg/L			02/29/24 23:27	1
Bicarbonate Alkalinity as CaCO3 (SM 2320B-2011)	**50**		5.0	5.0	mg/L			02/29/24 23:27	1
Carbonate Alkalinity as CaCO3 (SM 2320B-2011)	<5.0		5.0	5.0	mg/L			02/29/24 23:27	1
Total Dissolved Solids (SM 2540C-2011)	**380**		40	40	mg/L			02/29/24 16:15	1
Chemical Oxygen Demand (MCAWW 410.4-1993 R2.0)	<5.0		10	5.0	mg/L			03/05/24 08:37	1
Cyanide, Total (SM 4500 CN E-2011)	**0.0077**	**J**	0.020	0.0060	mg/L		03/04/24 08:13	03/04/24 11:32	1
Total Organic Carbon (TOC) (SM 5310 B-2011)	**1.1**		1.0	0.50	mg/L			03/08/24 11:54	1

QC Sample Results

Client: Southern Company
Project/Site: Plant Scherer Surface Water

Job ID: 680-247250-1

Method: 300.0 - Anions, Ion Chromatography

Lab Sample ID: MB 670-79096/6
Matrix: Water
Analysis Batch: 79096

Client Sample ID: Method Blank
Prep Type: Total/NA

Analyte	MB Result	MB Qualifier	RL	MDL	Unit	D	Prepared	Analyzed	Dil Fac
Chloride	<0.20		1.0	0.20	mg/L			03/05/24 10:33	1
Fluoride	<0.20		0.40	0.20	mg/L			03/05/24 10:33	1
Sulfate	<0.50		1.0	0.50	mg/L			03/05/24 10:33	1

Lab Sample ID: LCS 670-79096/4
Matrix: Water
Analysis Batch: 79096

Client Sample ID: Lab Control Sample
Prep Type: Total/NA

Analyte	Spike Added	LCS Result	LCS Qualifier	Unit	D	%Rec	%Rec Limits
Chloride	4.00	3.99		mg/L		100	90 - 110
Fluoride	4.00	4.07		mg/L		102	90 - 110
Sulfate	4.00	3.99		mg/L		100	90 - 110

Lab Sample ID: LCSD 670-79096/5
Matrix: Water
Analysis Batch: 79096

Client Sample ID: Lab Control Sample Dup
Prep Type: Total/NA

Analyte	Spike Added	LCSD Result	LCSD Qualifier	Unit	D	%Rec	%Rec Limits	RPD	RPD Limit
Chloride	4.00	3.99		mg/L		100	90 - 110	0	20
Fluoride	4.00	4.08		mg/L		102	90 - 110	0	20
Sulfate	4.00	3.98		mg/L		100	90 - 110	0	20

Lab Sample ID: 680-247150-C-15 MS
Matrix: Water
Analysis Batch: 79096

Client Sample ID: Matrix Spike
Prep Type: Total/NA

Analyte	Sample Result	Sample Qualifier	Spike Added	MS Result	MS Qualifier	Unit	D	%Rec	%Rec Limits
Chloride	0.22	J	5.00	5.34		mg/L		102	80 - 120
Fluoride	<0.20		5.00	5.45		mg/L		109	80 - 120
Sulfate	<0.50		5.00	5.46		mg/L		109	80 - 120

Lab Sample ID: 680-247150-C-15 MSD
Matrix: Water
Analysis Batch: 79096

Client Sample ID: Matrix Spike Duplicate
Prep Type: Total/NA

Analyte	Sample Result	Sample Qualifier	Spike Added	MSD Result	MSD Qualifier	Unit	D	%Rec	%Rec Limits	RPD	RPD Limit
Chloride	0.22	J	5.00	5.35		mg/L		103	80 - 120	0	20
Fluoride	<0.20		5.00	5.44		mg/L		109	80 - 120	0	20
Sulfate	<0.50		5.00	5.47		mg/L		109	80 - 120	0	20

Method: 6020B - Metals (ICP/MS)

Lab Sample ID: MB 680-825071/1-A
Matrix: Water
Analysis Batch: 825445

Client Sample ID: Method Blank
Prep Type: Total Recoverable
Prep Batch: 825071

Analyte	MB Result	MB Qualifier	RL	MDL	Unit	D	Prepared	Analyzed	Dil Fac
Antimony	<0.00034		0.0020	0.00034	mg/L		02/29/24 05:51	03/01/24 09:39	1
Arsenic	<0.00086		0.0010	0.00086	mg/L		02/29/24 05:51	03/01/24 09:39	1
Barium	<0.00089		0.010	0.00089	mg/L		02/29/24 05:51	03/01/24 09:39	1

Method: 6020B - Metals (ICP/MS) (Continued)

Lab Sample ID: MB 680-825071/1-A
Matrix: Water
Analysis Batch: 825445

Client Sample ID: Method Blank
Prep Type: Total Recoverable
Prep Batch: 825071

Analyte	MB Result	MB Qualifier	RL	MDL	Unit	D	Prepared	Analyzed	Dil Fac
Beryllium	<0.00020		0.0025	0.00020	mg/L		02/29/24 05:51	03/01/24 09:39	1
Boron	<0.022		0.080	0.022	mg/L		02/29/24 05:51	03/01/24 09:39	1
Cadmium	<0.000078		0.0025	0.000078	mg/L		02/29/24 05:51	03/01/24 09:39	1
Calcium	<0.14		0.50	0.14	mg/L		02/29/24 05:51	03/01/24 09:39	1
Chromium	<0.0012		0.0020	0.0012	mg/L		02/29/24 05:51	03/01/24 09:39	1
Cobalt	<0.00022		0.0025	0.00022	mg/L		02/29/24 05:51	03/01/24 09:39	1
Copper	<0.0011		0.0020	0.0011	mg/L		02/29/24 05:51	03/01/24 09:39	1
Lead	<0.00021		0.0010	0.00021	mg/L		02/29/24 05:51	03/01/24 09:39	1
Magnesium	<0.023		0.50	0.023	mg/L		02/29/24 05:51	03/01/24 09:39	1
Nickel	<0.00042		0.0010	0.00042	mg/L		02/29/24 05:51	03/01/24 09:39	1
Potassium	<0.044		0.50	0.044	mg/L		02/29/24 05:51	03/01/24 09:39	1
Selenium	<0.00099		0.0050	0.00099	mg/L		02/29/24 05:51	03/01/24 09:39	1
Silver	<0.00039		0.0010	0.00039	mg/L		02/29/24 05:51	03/01/24 09:39	1
Sodium	<0.20		0.50	0.20	mg/L		02/29/24 05:51	03/01/24 09:39	1
Thallium	<0.00026		0.0010	0.00026	mg/L		02/29/24 05:51	03/01/24 09:39	1
Vanadium	<0.00063		0.0020	0.00063	mg/L		02/29/24 05:51	03/01/24 09:39	1
Zinc	<0.0028		0.0050	0.0028	mg/L		02/29/24 05:51	03/01/24 09:39	1

Lab Sample ID: LCS 680-825071/2-A
Matrix: Water
Analysis Batch: 825445

Client Sample ID: Lab Control Sample
Prep Type: Total Recoverable
Prep Batch: 825071

Analyte	Spike Added	LCS Result	LCS Qualifier	Unit	D	%Rec	%Rec Limits
Antimony	0.0500	0.0550		mg/L		110	80 - 120
Arsenic	0.100	0.109		mg/L		109	80 - 120
Barium	0.100	0.110		mg/L		110	80 - 120
Beryllium	0.0500	0.0527		mg/L		105	80 - 120
Boron	0.400	0.405		mg/L		101	80 - 120
Cadmium	0.0500	0.0548		mg/L		110	80 - 120
Calcium	5.00	5.27		mg/L		105	80 - 120
Chromium	0.100	0.104		mg/L		104	80 - 120
Cobalt	0.0500	0.0530		mg/L		106	80 - 120
Copper	0.101	0.113		mg/L		111	80 - 120
Lead	0.500	0.494		mg/L		99	80 - 120
Magnesium	5.00	5.31		mg/L		106	80 - 120
Nickel	0.100	0.101		mg/L		101	80 - 120
Potassium	7.00	7.50		mg/L		107	80 - 120
Selenium	0.100	0.105		mg/L		105	80 - 120
Silver	0.0500	0.0535		mg/L		107	80 - 120
Sodium	5.03	5.14		mg/L		102	80 - 120
Thallium	0.0500	0.0530		mg/L		106	80 - 120
Vanadium	0.100	0.105		mg/L		105	80 - 120
Zinc	0.0505	0.0553		mg/L		109	80 - 120

Method: 6020B - Metals (ICP/MS) (Continued)

Lab Sample ID: 680-247253-D-4-B MS
Matrix: Water
Analysis Batch: 825445

Client Sample ID: Matrix Spike
Prep Type: Total Recoverable
Prep Batch: 825071

Analyte	Sample Result	Sample Qualifier	Spike Added	MS Result	MS Qualifier	Unit	D	%Rec	%Rec Limits
Antimony	<0.00034		0.0500	0.0532		mg/L		106	75 - 125
Arsenic	0.0018		0.100	0.0960		mg/L		94	75 - 125
Barium	0.010		0.100	0.119		mg/L		108	75 - 125
Beryllium	<0.00020		0.0500	0.0470		mg/L		94	75 - 125
Boron	6.3		0.400	6.85	4	mg/L		130	75 - 125
Cadmium	0.00032	J	0.0500	0.0544		mg/L		108	75 - 125
Calcium	41		5.00	44.8	4	mg/L		85	75 - 125
Chromium	0.010		0.100	0.119		mg/L		108	75 - 125
Cobalt	0.069		0.0500	0.125		mg/L		111	75 - 125
Copper	0.018		0.101	0.125		mg/L		105	75 - 125
Lead	<0.00021		0.500	0.485		mg/L		97	75 - 125
Magnesium	18		5.00	22.4		mg/L		96	75 - 125
Nickel	0.0099		0.100	0.115		mg/L		105	75 - 125
Potassium	2.8		7.00	10.0		mg/L		103	75 - 125
Selenium	0.0053		0.100	0.0999		mg/L		95	75 - 125
Silver	<0.00039		0.0500	0.0534		mg/L		107	75 - 125
Sodium	320		5.03	319	4	mg/L		52	75 - 125
Thallium	<0.00026		0.0500	0.0549		mg/L		110	75 - 125
Vanadium	<0.00063		0.100	0.108		mg/L		108	75 - 125
Zinc	0.12		0.0505	0.172		mg/L		97	75 - 125

Lab Sample ID: 680-247253-D-4-C MSD
Matrix: Water
Analysis Batch: 825445

Client Sample ID: Matrix Spike Duplicate
Prep Type: Total Recoverable
Prep Batch: 825071

Analyte	Sample Result	Sample Qualifier	Spike Added	MSD Result	MSD Qualifier	Unit	D	%Rec	%Rec Limits	RPD	RPD Limit
Antimony	<0.00034		0.0500	0.0537		mg/L		107	75 - 125	1	20
Arsenic	0.0018		0.100	0.0976		mg/L		96	75 - 125	2	20
Barium	0.010		0.100	0.119		mg/L		109	75 - 125	0	20
Beryllium	<0.00020		0.0500	0.0484		mg/L		97	75 - 125	3	20
Boron	6.3		0.400	6.65	4	mg/L		81	75 - 125	3	20
Cadmium	0.00032	J	0.0500	0.0558		mg/L		111	75 - 125	3	20
Calcium	41		5.00	44.3	4	mg/L		74	75 - 125	1	20
Chromium	0.010		0.100	0.118		mg/L		108	75 - 125	0	20
Cobalt	0.069		0.0500	0.122		mg/L		105	75 - 125	2	20
Copper	0.018		0.101	0.131		mg/L		111	75 - 125	4	20
Lead	<0.00021		0.500	0.503		mg/L		101	75 - 125	4	20
Magnesium	18		5.00	21.7		mg/L		83	75 - 125	3	20
Nickel	0.0099		0.100	0.116		mg/L		106	75 - 125	0	20
Potassium	2.8		7.00	10.0		mg/L		103	75 - 125	0	20
Selenium	0.0053		0.100	0.0994		mg/L		94	75 - 125	1	20
Silver	<0.00039		0.0500	0.0544		mg/L		109	75 - 125	2	20
Sodium	320		5.03	306	4	mg/L		-198	75 - 125	4	20
Thallium	<0.00026		0.0500	0.0548		mg/L		110	75 - 125	0	20
Vanadium	<0.00063		0.100	0.109		mg/L		109	75 - 125	1	20
Zinc	0.12		0.0505	0.174		mg/L		101	75 - 125	1	20

QC Sample Results

Client: Southern Company
Project/Site: Plant Scherer Surface Water

Job ID: 680-247250-1

Method: 7470A - Mercury (CVAA)

Lab Sample ID: MB 680-825377/1-A — **Client Sample ID: Method Blank**
Matrix: Water — **Prep Type: Total/NA**
Analysis Batch: 825614 — **Prep Batch: 825377**

Analyte	MB Result	MB Qualifier	RL	MDL	Unit	D	Prepared	Analyzed	Dil Fac
Mercury	<0.000080		0.00020	0.000080	mg/L		03/01/24 10:08	03/03/24 09:59	1

Lab Sample ID: LCS 680-825377/2-A — **Client Sample ID: Lab Control Sample**
Matrix: Water — **Prep Type: Total/NA**
Analysis Batch: 825614 — **Prep Batch: 825377**

Analyte	Spike Added	LCS Result	LCS Qualifier	Unit	D	%Rec	%Rec Limits
Mercury	0.00250	0.00244		mg/L		98	80 - 120

Lab Sample ID: 680-247117-C-2-D MS — **Client Sample ID: Matrix Spike**
Matrix: Water — **Prep Type: Total/NA**
Analysis Batch: 825614 — **Prep Batch: 825377**

Analyte	Sample Result	Sample Qualifier	Spike Added	MS Result	MS Qualifier	Unit	D	%Rec	%Rec Limits
Mercury	<0.000080		0.00100	0.00108		mg/L		108	80 - 120

Lab Sample ID: 680-247117-C-2-E MSD — **Client Sample ID: Matrix Spike Duplicate**
Matrix: Water — **Prep Type: Total/NA**
Analysis Batch: 825614 — **Prep Batch: 825377**

Analyte	Sample Result	Sample Qualifier	Spike Added	MSD Result	MSD Qualifier	Unit	D	%Rec	%Rec Limits	RPD	RPD Limit
Mercury	<0.000080		0.00100	0.000988		mg/L		99	80 - 120	9	20

Method: 2320B-2011 - Alkalinity, Total

Lab Sample ID: MB 680-825383/4 — **Client Sample ID: Method Blank**
Matrix: Water — **Prep Type: Total/NA**
Analysis Batch: 825383

Analyte	MB Result	MB Qualifier	RL	MDL	Unit	D	Prepared	Analyzed	Dil Fac
Total Alkalinity as CaCO3 to pH 4.5	<2.2		5.0	2.2	mg/L			02/29/24 22:17	1
Bicarbonate Alkalinity as CaCO3	<5.0		5.0	5.0	mg/L			02/29/24 22:17	1
Carbonate Alkalinity as CaCO3	<5.0		5.0	5.0	mg/L			02/29/24 22:17	1

Lab Sample ID: LCS 680-825383/6 — **Client Sample ID: Lab Control Sample**
Matrix: Water — **Prep Type: Total/NA**
Analysis Batch: 825383

Analyte	Spike Added	LCS Result	LCS Qualifier	Unit	D	%Rec	%Rec Limits
Total Alkalinity as CaCO3 to pH 4.5	250	249		mg/L		100	90 - 112

Lab Sample ID: LCSD 680-825383/31 — **Client Sample ID: Lab Control Sample Dup**
Matrix: Water — **Prep Type: Total/NA**
Analysis Batch: 825383

Analyte	Spike Added	LCSD Result	LCSD Qualifier	Unit	D	%Rec	%Rec Limits	RPD	RPD Limit
Total Alkalinity as CaCO3 to pH 4.5	250	251		mg/L		100	90 - 112	1	30

Method: 2320B-2011 - Alkalinity, Total (Continued)

Lab Sample ID: 680-247203-G-3 DU — **Client Sample ID: Duplicate**
Matrix: Water — **Prep Type: Total/NA**
Analysis Batch: 825383

Analyte	Sample Result	Sample Qualifier		DU Result	DU Qualifier	Unit	D			RPD	RPD Limit
Total Alkalinity as CaCO3 to pH 4.5	74			74.2		mg/L				0.2	30
Bicarbonate Alkalinity as CaCO3	74			74.2		mg/L				0.2	30
Carbonate Alkalinity as CaCO3	<5.0			<5.0		mg/L				NC	30

Method: 2540C-2011 - Total Dissolved Solids (Dried at 180 °C)

Lab Sample ID: MB 680-825280/1 — **Client Sample ID: Method Blank**
Matrix: Water — **Prep Type: Total/NA**
Analysis Batch: 825280

Analyte	MB Result	MB Qualifier	RL	MDL	Unit	D	Prepared	Analyzed	Dil Fac
Total Dissolved Solids	<10		10	10	mg/L			02/29/24 16:15	1

Lab Sample ID: LCS 680-825280/2 — **Client Sample ID: Lab Control Sample**
Matrix: Water — **Prep Type: Total/NA**
Analysis Batch: 825280

Analyte			Spike Added	LCS Result	LCS Qualifier	Unit	D	%Rec	%Rec Limits		
Total Dissolved Solids			2410	2430		mg/L		101	80 - 120		

Lab Sample ID: LCSD 680-825280/3 — **Client Sample ID: Lab Control Sample Dup**
Matrix: Water — **Prep Type: Total/NA**
Analysis Batch: 825280

Analyte			Spike Added	LCSD Result	LCSD Qualifier	Unit	D	%Rec	%Rec Limits	RPD	RPD Limit
Total Dissolved Solids			2410	2430		mg/L		101	80 - 120	0	25

Lab Sample ID: 680-247270-B-2 DU — **Client Sample ID: Duplicate**
Matrix: Water — **Prep Type: Total/NA**
Analysis Batch: 825280

Analyte	Sample Result	Sample Qualifier		DU Result	DU Qualifier	Unit	D			RPD	RPD Limit
Total Dissolved Solids	630			608		mg/L				3	5

Method: 410.4-1993 R2.0 - COD

Lab Sample ID: MB 680-825804/3 — **Client Sample ID: Method Blank**
Matrix: Water — **Prep Type: Total/NA**
Analysis Batch: 825804

Analyte	MB Result	MB Qualifier	RL	MDL	Unit	D	Prepared	Analyzed	Dil Fac
Chemical Oxygen Demand	<5.0		10	5.0	mg/L			03/05/24 08:37	1

Lab Sample ID: LCS 680-825804/4 — **Client Sample ID: Lab Control Sample**
Matrix: Water — **Prep Type: Total/NA**
Analysis Batch: 825804

Analyte			Spike Added	LCS Result	LCS Qualifier	Unit	D	%Rec	%Rec Limits		
Chemical Oxygen Demand			50.0	52.6		mg/L		105	90 - 110		

Method: 410.4-1993 R2.0 - COD (Continued)

Lab Sample ID: 680-247339-B-1 MS — **Client Sample ID: Matrix Spike**
Matrix: Water — **Prep Type: Total/NA**
Analysis Batch: 825804

Analyte	Sample Result	Sample Qualifier	Spike Added	MS Result	MS Qualifier	Unit	D	%Rec	%Rec Limits
Chemical Oxygen Demand	<5.0		50.0	44.9		mg/L		90	90 - 110

Lab Sample ID: 680-247339-B-1 MSD — **Client Sample ID: Matrix Spike Duplicate**
Matrix: Water — **Prep Type: Total/NA**
Analysis Batch: 825804

Analyte	Sample Result	Sample Qualifier	Spike Added	MSD Result	MSD Qualifier	Unit	D	%Rec	%Rec Limits	RPD	RPD Limit
Chemical Oxygen Demand	<5.0		50.0	46.0		mg/L		92	90 - 110	2	30

Method: 4500 CN E-2011 - Cyanide, Total: Colorimetric Method

Lab Sample ID: MB 680-825612/12-A — **Client Sample ID: Method Blank**
Matrix: Water — **Prep Type: Total/NA**
Analysis Batch: 825728 — **Prep Batch: 825612**

Analyte	MB Result	MB Qualifier	RL	MDL	Unit	D	Prepared	Analyzed	Dil Fac
Cyanide, Total	<0.0060		0.020	0.0060	mg/L		03/04/24 08:13	03/04/24 14:43	1

Lab Sample ID: LCS 680-825612/13-A — **Client Sample ID: Lab Control Sample**
Matrix: Water — **Prep Type: Total/NA**
Analysis Batch: 825728 — **Prep Batch: 825612**

Analyte	Spike Added	LCS Result	LCS Qualifier	Unit	D	%Rec	%Rec Limits
Cyanide, Total	0.0500	0.0496		mg/L		99	90 - 110

Lab Sample ID: 500-246769-D-1-B MS — **Client Sample ID: Matrix Spike**
Matrix: Water — **Prep Type: Total/NA**
Analysis Batch: 825728 — **Prep Batch: 825612**

Analyte	Sample Result	Sample Qualifier	Spike Added	MS Result	MS Qualifier	Unit	D	%Rec	%Rec Limits
Cyanide, Total	0.0077	J F1	0.0500	0.0495	F1	mg/L		84	90 - 110

Lab Sample ID: 500-246769-D-1-C MSD — **Client Sample ID: Matrix Spike Duplicate**
Matrix: Water — **Prep Type: Total/NA**
Analysis Batch: 825728 — **Prep Batch: 825612**

Analyte	Sample Result	Sample Qualifier	Spike Added	MSD Result	MSD Qualifier	Unit	D	%Rec	%Rec Limits	RPD	RPD Limit
Cyanide, Total	0.0077	J F1	0.0500	0.0465	F1	mg/L		77	90 - 110	6	20

Method: 5310 B-2011 - Organic Carbon, Total (TOC)

Lab Sample ID: MB 680-826723/3 — **Client Sample ID: Method Blank**
Matrix: Water — **Prep Type: Total/NA**
Analysis Batch: 826723

Analyte	MB Result	MB Qualifier	RL	MDL	Unit	D	Prepared	Analyzed	Dil Fac
Total Organic Carbon (TOC)	<0.50		1.0	0.50	mg/L			03/08/24 10:24	1

Method: 5310 B-2011 - Organic Carbon, Total (TOC) (Continued)

Lab Sample ID: LCS 680-826723/4
Matrix: Water
Analysis Batch: 826723

Client Sample ID: Lab Control Sample
Prep Type: Total/NA

Analyte			Spike Added	LCS Result	LCS Qualifier	Unit	D	%Rec	%Rec Limits		
Total Organic Carbon (TOC)			20.0	21.4		mg/L		107	80 - 120		

Lab Sample ID: LCSD 680-826723/5
Matrix: Water
Analysis Batch: 826723

Client Sample ID: Lab Control Sample Dup
Prep Type: Total/NA

Analyte			Spike Added	LCSD Result	LCSD Qualifier	Unit	D	%Rec	%Rec Limits	RPD	RPD Limit
Total Organic Carbon (TOC)			20.0	21.5		mg/L		108	80 - 120	0	25

Lab Sample ID: 680-247250-1 DU
Matrix: Water
Analysis Batch: 826723

Client Sample ID: SCH-SWA-2
Prep Type: Total/NA

Analyte	Sample Result	Sample Qualifier		DU Result	DU Qualifier	Unit	D			RPD	RPD Limit
Total Organic Carbon (TOC)	1.1			1.11		mg/L				0	25

QC Association Summary

Client: Southern Company
Project/Site: Plant Scherer Surface Water

Job ID: 680-247250-1

HPLC/IC

Analysis Batch: 79096

Lab Sample ID	Client Sample ID	Prep Type	Matrix	Method	Prep Batch
680-247250-1	SCH-SWA-2	Total/NA	Water	300.0	
MB 670-79096/6	Method Blank	Total/NA	Water	300.0	
LCS 670-79096/4	Lab Control Sample	Total/NA	Water	300.0	
LCSD 670-79096/5	Lab Control Sample Dup	Total/NA	Water	300.0	
680-247150-C-15 MS	Matrix Spike	Total/NA	Water	300.0	
680-247150-C-15 MSD	Matrix Spike Duplicate	Total/NA	Water	300.0	

Metals

Prep Batch: 825071

Lab Sample ID	Client Sample ID	Prep Type	Matrix	Method	Prep Batch
680-247250-1	SCH-SWA-2	Total Recoverable	Water	3005A	
MB 680-825071/1-A	Method Blank	Total Recoverable	Water	3005A	
LCS 680-825071/2-A	Lab Control Sample	Total Recoverable	Water	3005A	
680-247253-D-4-B MS	Matrix Spike	Total Recoverable	Water	3005A	
680-247253-D-4-C MSD	Matrix Spike Duplicate	Total Recoverable	Water	3005A	

Prep Batch: 825377

Lab Sample ID	Client Sample ID	Prep Type	Matrix	Method	Prep Batch
680-247250-1	SCH-SWA-2	Total/NA	Water	7470A	
MB 680-825377/1-A	Method Blank	Total/NA	Water	7470A	
LCS 680-825377/2-A	Lab Control Sample	Total/NA	Water	7470A	
680-247117-C-2-D MS	Matrix Spike	Total/NA	Water	7470A	
680-247117-C-2-E MSD	Matrix Spike Duplicate	Total/NA	Water	7470A	

Analysis Batch: 825445

Lab Sample ID	Client Sample ID	Prep Type	Matrix	Method	Prep Batch
680-247250-1	SCH-SWA-2	Total Recoverable	Water	6020B	825071
MB 680-825071/1-A	Method Blank	Total Recoverable	Water	6020B	825071
LCS 680-825071/2-A	Lab Control Sample	Total Recoverable	Water	6020B	825071
680-247253-D-4-B MS	Matrix Spike	Total Recoverable	Water	6020B	825071
680-247253-D-4-C MSD	Matrix Spike Duplicate	Total Recoverable	Water	6020B	825071

Analysis Batch: 825614

Lab Sample ID	Client Sample ID	Prep Type	Matrix	Method	Prep Batch
680-247250-1	SCH-SWA-2	Total/NA	Water	7470A	825377
MB 680-825377/1-A	Method Blank	Total/NA	Water	7470A	825377
LCS 680-825377/2-A	Lab Control Sample	Total/NA	Water	7470A	825377
680-247117-C-2-D MS	Matrix Spike	Total/NA	Water	7470A	825377
680-247117-C-2-E MSD	Matrix Spike Duplicate	Total/NA	Water	7470A	825377

General Chemistry

Analysis Batch: 825280

Lab Sample ID	Client Sample ID	Prep Type	Matrix	Method	Prep Batch
680-247250-1	SCH-SWA-2	Total/NA	Water	2540C-2011	
MB 680-825280/1	Method Blank	Total/NA	Water	2540C-2011	
LCS 680-825280/2	Lab Control Sample	Total/NA	Water	2540C-2011	
LCSD 680-825280/3	Lab Control Sample Dup	Total/NA	Water	2540C-2011	
680-247270-B-2 DU	Duplicate	Total/NA	Water	2540C-2011	

QC Association Summary

Client: Southern Company
Project/Site: Plant Scherer Surface Water

Job ID: 680-247250-1

General Chemistry

Analysis Batch: 825383

Lab Sample ID	Client Sample ID	Prep Type	Matrix	Method	Prep Batch
680-247250-1	SCH-SWA-2	Total/NA	Water	2320B-2011	
MB 680-825383/4	Method Blank	Total/NA	Water	2320B-2011	
LCS 680-825383/6	Lab Control Sample	Total/NA	Water	2320B-2011	
LCSD 680-825383/31	Lab Control Sample Dup	Total/NA	Water	2320B-2011	
680-247203-G-3 DU	Duplicate	Total/NA	Water	2320B-2011	

Prep Batch: 825612

Lab Sample ID	Client Sample ID	Prep Type	Matrix	Method	Prep Batch
680-247250-1	SCH-SWA-2	Total/NA	Water	Distill/CN	
MB 680-825612/12-A	Method Blank	Total/NA	Water	Distill/CN	
LCS 680-825612/13-A	Lab Control Sample	Total/NA	Water	Distill/CN	
500-246769-D-1-B MS	Matrix Spike	Total/NA	Water	Distill/CN	
500-246769-D-1-C MSD	Matrix Spike Duplicate	Total/NA	Water	Distill/CN	

Analysis Batch: 825728

Lab Sample ID	Client Sample ID	Prep Type	Matrix	Method	Prep Batch
680-247250-1	SCH-SWA-2	Total/NA	Water	4500 CN E-2011	825612
MB 680-825612/12-A	Method Blank	Total/NA	Water	4500 CN E-2011	825612
LCS 680-825612/13-A	Lab Control Sample	Total/NA	Water	4500 CN E-2011	825612
500-246769-D-1-B MS	Matrix Spike	Total/NA	Water	4500 CN E-2011	825612
500-246769-D-1-C MSD	Matrix Spike Duplicate	Total/NA	Water	4500 CN E-2011	825612

Analysis Batch: 825804

Lab Sample ID	Client Sample ID	Prep Type	Matrix	Method	Prep Batch
680-247250-1	SCH-SWA-2	Total/NA	Water	410.4-1993 R2.0	
MB 680-825804/3	Method Blank	Total/NA	Water	410.4-1993 R2.0	
LCS 680-825804/4	Lab Control Sample	Total/NA	Water	410.4-1993 R2.0	
680-247339-B-1 MS	Matrix Spike	Total/NA	Water	410.4-1993 R2.0	
680-247339-B-1 MSD	Matrix Spike Duplicate	Total/NA	Water	410.4-1993 R2.0	

Analysis Batch: 826723

Lab Sample ID	Client Sample ID	Prep Type	Matrix	Method	Prep Batch
680-247250-1	SCH-SWA-2	Total/NA	Water	5310 B-2011	
MB 680-826723/3	Method Blank	Total/NA	Water	5310 B-2011	
LCS 680-826723/4	Lab Control Sample	Total/NA	Water	5310 B-2011	
LCSD 680-826723/5	Lab Control Sample Dup	Total/NA	Water	5310 B-2011	
680-247250-1 DU	SCH-SWA-2	Total/NA	Water	5310 B-2011	

Lab Chronicle

Client: Southern Company
Project/Site: Plant Scherer Surface Water

Job ID: 680-247250-1

Client Sample ID: SCH-SWA-2

Date Collected: 02/26/24 15:35
Date Received: 02/27/24 12:05

Lab Sample ID: 680-247250-1

Matrix: Water

Prep Type	Batch Type	Batch Method	Run	Dil Factor	Initial Amount	Final Amount	Batch Number	Prepared or Analyzed	Analyst	Lab
Total/NA	Analysis	300.0		5			79096	03/05/24 16:09	BR	EET ORL
	Instrument ID:	IC_004								
Total Recoverable	Prep	3005A			25 mL	125 mL	825071	02/29/24 05:51	RR	EET SAV
Total Recoverable	Analysis	6020B		1			825445	02/29/24 15:05	BWR	EET SAV
	Instrument ID:	ICPMSD								
Total/NA	Prep	7470A			50 mL	50 mL	825377	03/01/24 10:08	DW	EET SAV
Total/NA	Analysis	7470A		1			825614	03/03/24 10:42	BCB	EET SAV
	Instrument ID:	QuickTrace2								
Total/NA	Analysis	2320B-2011		1			825383	02/29/24 23:27	PG	EET SAV
	Instrument ID:	MANTECH 2								
Total/NA	Analysis	2540C-2011		1	50 mL	200 mL	825280	02/29/24 16:15	PG	EET SAV
	Instrument ID:	NOEQUIP								
Total/NA	Analysis	410.4-1993 R2.0		1	2 mL	2 mL	825804	03/05/24 08:37	NVF	EET SAV
	Instrument ID:	SPC7								
Total/NA	Prep	Distill/CN			6 mL	6 mL	825612	03/04/24 08:13	JAS	EET SAV
Total/NA	Analysis	4500 CN E-2011		1			825728	03/04/24 11:32	JAS	EET SAV
	Instrument ID:	SEAL 3								
Total/NA	Analysis	5310 B-2011		1	40 mL	40 mL	826723	03/08/24 11:54	NVF	EET SAV
	Instrument ID:	TOC7								

Laboratory References:

EET ORL = Eurofins Orlando, 481 Newburyport Avenue, Altamonte Springs, FL 32701, TEL (407)339-5984
EET SAV = Eurofins Savannah, 5102 LaRoche Avenue, Savannah, GA 31404, TEL (912)354-7858

Accreditation/Certification Summary

Client: Southern Company
Project/Site: Plant Scherer Surface Water

Job ID: 680-247250-1

Laboratory: Eurofins Savannah

The accreditations/certifications listed below are applicable to this report.

Authority	Program	Identification Number	Expiration Date
Florida	NELAP	E87052	06-30-24
Georgia	State	E87052	06-30-24

Laboratory: Eurofins Orlando

All accreditations/certifications held by this laboratory are listed. Not all accreditations/certifications are applicable to this report.

Authority	Program	Identification Number	Expiration Date
Alabama	State	42800	06-30-24
Arkansas (DW)	State	FL00091	06-30-24
Florida	NELAP	E83018	06-30-24
Georgia (DW)	State	C055	06-30-24
Louisiana (All)	NELAP	239316	06-30-24
Louisiana (DW)	State	LA039	05-24-24
Mississippi	State	MS00007	06-30-24
New Mexico	State	FL00091	06-30-24
North Carolina (DW)	State	12712	07-31-24
Tennessee	State	TN04930	06-30-24
Texas	NELAP	T104704571	02-28-25
Washington	State	C1089	10-19-24

Method Summary

Client: Southern Company
Project/Site: Plant Scherer Surface Water

Job ID: 680-247250-1

Method	Method Description	Protocol	Laboratory
300.0	Anions, Ion Chromatography	EPA	EET ORL
6020B	Metals (ICP/MS)	SW846	EET SAV
7470A	Mercury (CVAA)	SW846	EET SAV
2320B-2011	Alkalinity, Total	SM	EET SAV
2540C-2011	Total Dissolved Solids (Dried at 180 °C)	SM	EET SAV
410.4-1993 R2.0	COD	MCAWW	EET SAV
4500 CN E-2011	Cyanide, Total: Colorimetric Method	SM	EET SAV
5310 B-2011	Organic Carbon, Total (TOC)	SM	EET SAV
3005A	Preparation, Total Recoverable or Dissolved Metals	SW846	EET SAV
7470A	Preparation, Mercury	SW846	EET SAV
Distill/CN	Distillation, Cyanide	None	EET SAV

Protocol References:

EPA = US Environmental Protection Agency
MCAWW = "Methods For Chemical Analysis Of Water And Wastes", EPA-600/4-79-020, March 1983 And Subsequent Revisions.
None = None
SM = "Standard Methods For The Examination Of Water And Wastewater"
SW846 = "Test Methods For Evaluating Solid Waste, Physical/Chemical Methods", Third Edition, November 1986 And Its Updates.

Laboratory References:

EET ORL = Eurofins Orlando, 481 Newburyport Avenue, Altamonte Springs, FL 32701, TEL (407)339-5984
EET SAV = Eurofins Savannah, 5102 LaRoche Avenue, Savannah, GA 31404, TEL (912)354-7858

Eurofins Savannah
5102 LaRoche Avenue
Savannah, GA 31404
Phone (912) 354-7858 Phone (912) 352-0165

Chain of Custody Record

eurofins | Environment Testing

Client Information	Sampler(s): Mark Mann	Lab PM / Phone: David Fuller / 770-344-8986	Carrier Tracking No(s):	COC No:
Client Contact: Joju Abraham	Site-Project Manager / Phone: Dawn Prell / 248-536-5445	E-Mail: David.Fuller@et.eurofinsus.com	State of Origin: GA	Page: Page 1 of 1
Company: Southern Company				Job #:
Address: 241 Ralph McGill Blvd SE B10185	Due Date Requested:			
City: Atlanta	TAT Requested (days): 2 weeks			
State, Zip: GA, 30308	Compliance Project: Δ Yes Δ No			
Phone:	Lab Project #: (DO NOT REMOVE) 68027798			
Email: JAbraham@southernco.com	Lab PO #: GPC82130-0006 / PO Line #3 & #4			
Project Name: Plant Scherer Surface Water	Project #:			
Site:				

Analysis Requested

Preservation Codes:
A - HCL, B - NaOH, C - Zn Acetate, D - Nitric Acid, E - NaHSO4, F - MeOH, G - Amchlor, H - Ascorbic Acid, I - Ice, J - DI Water, K - EDTA, L - EDA
M - Hexane, N - None, O - AsNaO2, P - Na2O4S, Q - Na2SO3, R - Na2S2O3, S - H2SO4, T - TSP Dodecahydrate, U - Acetone, V - MCAA, W - pH 4-5, Y - Trizma, Z - other (specify)
Other:

Task_Code: SCH-CSURF-ASSMT-2024S1

Special Instructions/Notes:

Sample Identification	Sample Date	Sample Time	Sample Type (C=comp, G=grab)	Matrix (W=water, S=solid, O=waste/oil, BT=Tissue, A=Air)	Field Filtered Sample (Yes or No)	Perform MS/MSD (Yes or No)	300_ORGFM_28D - Chloride, Fluoride, Sulfate	2540C - Solids, Total Dissolved (TDS)	6020B - App III, State (15) Metals + Cations (Mg, K, Na)	7470A - Mercury	2320B - Alkalinity, Total, Carb/Bicarb	410.4 - Chemical Oxygen Demand	4500_CN_E - Cyanide, Total	5310C - TOC	Total Number of containers
			Preservation Code:				N	N	D	D	N	S	B	S	
SCH-SWA-2	2/26/24	15:35	G	WS	N	N	X	X	X	X	X	X	X	X	8

680-247250 Chain of Custody

Possible Hazard Identification
☐ Non-Hazard ☐ Flammable ☐ Skin Irritant ☐ Poison B ☐ Unknown ☐ Radiological

Sample Disposal (A fee may be assessed if samples are retained longer than 1 month)
☐ Return To Client ☐ Disposal By Lab ☐ Archive For _____ Months

Deliverable Requested: I, II, III, IV, Other (specify)

Special Instructions/QC Requirements:

Empty Kit Relinquished by:	Date:	Time:	Method of Shipment:

Relinquished by:	Date/Time:	Company	Received by:	Date/Time:	Company
MARK MANN / [signature]	02/27/24 825	WSP			
RELINQUISHED: [signature]	02/27/24 8:25				
			[signature]	2/27/24 1205	EUROFINS

Custody Seals Intact: Δ Yes Δ No	Custody Seal No.:	Cooler Temperature(s) °C and Other Remarks: 2.8/2.8 4.5/4.5

Ver: 01/16/2019 3/11/2024

5102 LaRoche Avenue
Savannah, GA 31404
Phone: 912-354-7858 Fax: 912-352-0165

Chain of Custody Record

eurofins | Environment Testing

Client Information (Sub Contract Lab)	Sampler:	Lab PM: Fuller, David	Carrier Tracking No(s):	COC No: 680-765080.1
Client Contact: Shipping/Receiving	Phone:	E-Mail: David.Fuller@et.eurofinsus.com	State of Origin: Georgia	Page: Page 1 of 1
Company: Eurofins Environment Testing Southeast,		Accreditations Required (See note): NELAP - Florida; State - Georgia		Job #: 680-247250-1
Address: 481 Newburyport Avenue, ,	Due Date Requested: 3/8/2024			
City: Altamonte Springs	TAT Requested (days):			
State, Zip: FL, 32701				
Phone: 407-339-5984(Tel) 407-260-6110(Fax)	PO #:			
Email:	WO #:			
Project Name: CCR - Plant Scherer Surface Water	Project #: 68027798			
Site:	SSOW#:			

Analysis Requested

Preservation Codes:

A - HCL
B - NaOH
C - Zn Acetate
D - Nitric Acid
E - NaHSO4
F - MeOH
G - Amchlor
H - Ascorbic Acid
I - Ice
J - DI Water
K - EDTA
L - EDA

M - Hexane
N - None
O - AsNaO2
P - Na2O4S
Q - Na2SO3
R - Na2S2O3
S - H2SO4
T - TSP Dodecahydrate
U - Acetone
V - MCAA
W - pH 4-5
Y - Trizma
Z - other (specify)

Other:

Sample Identification - Client ID (Lab ID)	Sample Date	Sample Time	Sample Type (C=comp, G=grab)	Matrix (W=water, S=solid, O=waste/oil, BT=Tissue, A=Air)	Field Filtered Sample (Yes or No)	Perform MS/MSD (Yes or No)	300_ORGFM_28D/ Cl, Fl, SO4, Br	Total Number of containers	Special Instructions/Note:
				Preservation Code:					
SCH-SWA-2 (680-247250-1)	2/26/24	15:35 Eastern		Water			X	1	

Note: Since laboratory accreditations are subject to change, Eurofins Environment Testing Southeast, LLC places the ownership of method, analyte & accreditation compliance upon our subcontract laboratories. This sample shipment is forwarded under chain-of-custody. If the laboratory does not currently maintain accreditation in the State of Origin listed above for analysis/tests/matrix being analyzed, the samples must be shipped back to the Eurofins Environment Testing Southeast, LLC laboratory or other instructions will be provided. Any changes to accreditation status should be brought to Eurofins Environment Testing Southeast, LLC attention immediately. If all requested accreditations are current to date, return the signed Chain of Custody attesting to said compliance to Eurofins Environment Testing Southeast, LLC.

Possible Hazard Identification	Sample Disposal (A fee may be assessed if samples are retained longer than 1 month)
Unconfirmed	☐ Return To Client ☐ Disposal By Lab ☐ Archive For _____ Months
Deliverable Requested: I, II, III, IV, Other (specify) Primary Deliverable Rank: 2	Special Instructions/QC Requirements:

Empty Kit Relinquished by:	Date:	Time:	Method of Shipment:

Relinquished by	Date/Time	Company	Received by	Date/Time	Company
C. Mmo	3/1/24 1600				
				3/2/24 930	

Custody Seals Intact: Δ Yes Δ No	Custody Seal No.:	Cooler Temperature(s) °C and Other Remarks: 1.1/1.4

Login Sample Receipt Checklist

Client: Southern Company

Job Number: 680-247250-1

Login Number: 247250
List Number: 1
Creator: Johnson, Corey M

List Source: Eurofins Savannah

Question	Answer	Comment
Radioactivity wasn't checked or is </= background as measured by a survey meter.	N/A	
The cooler's custody seal, if present, is intact.	True	
Sample custody seals, if present, are intact.	True	
The cooler or samples do not appear to have been compromised or tampered with.	True	
Samples were received on ice.	True	
Cooler Temperature is acceptable.	True	
Cooler Temperature is recorded.	True	
COC is present.	True	
COC is filled out in ink and legible.	True	
COC is filled out with all pertinent information.	True	
Is the Field Sampler's name present on COC?	True	
There are no discrepancies between the containers received and the COC.	True	
Samples are received within Holding Time (excluding tests with immediate HTs)	True	
Sample containers have legible labels.	True	
Containers are not broken or leaking.	True	
Sample collection date/times are provided.	True	
Appropriate sample containers are used.	True	
Sample bottles are completely filled.	True	
Sample Preservation Verified.	N/A	
There is sufficient vol. for all requested analyses, incl. any requested MS/MSDs	True	
Containers requiring zero headspace have no headspace or bubble is <6mm (1/4").	N/A	
Multiphasic samples are not present.	True	
Samples do not require splitting or compositing.	True	
Residual Chlorine Checked.	N/A	

Login Sample Receipt Checklist

Client: Southern Company

Job Number: 680-247250-1

Login Number: 247250
List Number: 2
Creator: Wehr, Alexander C

List Source: Eurofins Orlando
List Creation: 03/02/24 10:36 AM

Question	Answer	Comment
Radioactivity wasn't checked or is </= background as measured by a survey meter.	N/A	
The cooler's custody seal, if present, is intact.	True	
Sample custody seals, if present, are intact.	True	
The cooler or samples do not appear to have been compromised or tampered with.	True	
Samples were received on ice.	True	
Cooler Temperature is acceptable.	True	
Cooler Temperature is recorded.	True	
COC is present.	True	
COC is filled out in ink and legible.	True	
COC is filled out with all pertinent information.	True	
Is the Field Sampler's name present on COC?	True	
There are no discrepancies between the containers received and the COC.	True	
Samples are received within Holding Time (excluding tests with immediate HTs)	True	
Sample containers have legible labels.	True	
Containers are not broken or leaking.	True	
Sample collection date/times are provided.	True	
Appropriate sample containers are used.	True	
Sample bottles are completely filled.	True	
Sample Preservation Verified.	True	
There is sufficient vol. for all requested analyses, incl. any requested MS/MSDs	True	
Containers requiring zero headspace have no headspace or bubble is <6mm (1/4").	True	
Multiphasic samples are not present.	True	
Samples do not require splitting or compositing.	True	
Residual Chlorine Checked.	N/A	

eurofins | Environment Testing

ANALYTICAL REPORT

PREPARED FOR

Attn: Joju Abraham
Southern Company
241 Ralph McGill Blvd SE
B10185
Atlanta, Georgia 30308

Generated 3/12/2024 5:36:53 PM

JOB DESCRIPTION

Plant Scherer Surface Water

JOB NUMBER

680-247418-1

Eurofins Savannah
5102 LaRoche Avenue
Savannah GA 31404

See page two for job notes and contact information.

my EOL

Eurofins Savannah

Job Notes

This report may not be reproduced except in full, and with written approval from the laboratory. The results relate only to the samples tested. For questions please contact the Project Manager at the e-mail address or telephone number listed on this page.

The test results in this report relate only to the samples as received by the laboratory and will meet all requirements of the methodology, with any exceptions noted. This report shall not be reproduced except in full, without the express written approval of the laboratory. All questions should be directed to the Eurofins Environment Testing Southeast, LLC Project Manager.

Authorization

Generated
3/12/2024 5:36:53 PM

Authorized for release by
David Fuller, Project Manager
David.Fuller@et.eurofinsus.com
(770)344-8986

Definitions/Glossary

Client: Southern Company
Project/Site: Plant Scherer Surface Water

Job ID: 680-247418-1

Qualifiers

HPLC/IC

Qualifier	Qualifier Description
4	MS, MSD: The analyte present in the original sample is greater than 4 times the matrix spike concentration; therefore, control limits are not applicable.
F1	MS and/or MSD recovery exceeds control limits.

Metals

Qualifier	Qualifier Description
B	Compound was found in the blank and sample.
F1	MS and/or MSD recovery exceeds control limits.
J	Result is less than the RL but greater than or equal to the MDL and the concentration is an approximate value.

General Chemistry

Qualifier	Qualifier Description
F1	MS and/or MSD recovery exceeds control limits.
F3	Duplicate RPD exceeds the control limit
J	Result is less than the RL but greater than or equal to the MDL and the concentration is an approximate value.

Glossary

Abbreviation	These commonly used abbreviations may or may not be present in this report.
¤	Listed under the "D" column to designate that the result is reported on a dry weight basis
%R	Percent Recovery
CFL	Contains Free Liquid
CFU	Colony Forming Unit
CNF	Contains No Free Liquid
DER	Duplicate Error Ratio (normalized absolute difference)
Dil Fac	Dilution Factor
DL	Detection Limit (DoD/DOE)
DL, RA, RE, IN	Indicates a Dilution, Re-analysis, Re-extraction, or additional Initial metals/anion analysis of the sample
DLC	Decision Level Concentration (Radiochemistry)
EDL	Estimated Detection Limit (Dioxin)
LOD	Limit of Detection (DoD/DOE)
LOQ	Limit of Quantitation (DoD/DOE)
MCL	EPA recommended "Maximum Contaminant Level"
MDA	Minimum Detectable Activity (Radiochemistry)
MDC	Minimum Detectable Concentration (Radiochemistry)
MDL	Method Detection Limit
ML	Minimum Level (Dioxin)
MPN	Most Probable Number
MQL	Method Quantitation Limit
NC	Not Calculated
ND	Not Detected at the reporting limit (or MDL or EDL if shown)
NEG	Negative / Absent
POS	Positive / Present
PQL	Practical Quantitation Limit
PRES	Presumptive
QC	Quality Control
RER	Relative Error Ratio (Radiochemistry)
RL	Reporting Limit or Requested Limit (Radiochemistry)
RPD	Relative Percent Difference, a measure of the relative difference between two points
TEF	Toxicity Equivalent Factor (Dioxin)
TEQ	Toxicity Equivalent Quotient (Dioxin)
TNTC	Too Numerous To Count

Sample Summary

Client: Southern Company
Project/Site: Plant Scherer Surface Water

Job ID: 680-247418-1

Lab Sample ID	Client Sample ID	Matrix	Collected	Received
680-247418-1	SCH-SWA-1	Water	02/29/24 09:06	03/02/24 09:41
680-247418-2	SCH-SWA-3	Water	02/29/24 12:10	03/02/24 09:41
680-247418-3	SCH-SWC-4	Water	02/29/24 13:04	03/02/24 09:41
680-247418-4	SCH-SWC-6	Water	02/29/24 10:55	03/02/24 09:41
680-247418-5	SCH-SWC-7	Water	02/29/24 11:14	03/02/24 09:41
680-247418-6	SCH-SWC-8	Water	02/29/24 12:38	03/02/24 09:41

Job Narrative
680-247418-1

Analytical test results meet all requirements of the associated regulatory program listed on the Accreditation/Certification Summary Page unless otherwise noted under the individual analysis. Data qualifiers are applied to indicate exceptions. Noncompliant quality control (QC) is further explained in narrative comments.

- Matrix QC may not be reported if insufficient sample or site-specific QC samples were not submitted. In these situations, to demonstrate precision and accuracy at a batch level, a LCS/LCSD may be performed, unless otherwise specified in the method.
- Surrogate and/or isotope dilution analyte recoveries (if applicable) which are outside of the QC window are confirmed unless attributed to a dilution or otherwise noted in the narrative.

Receipt
The samples were received on 3/2/2024 9:41 AM. Unless otherwise noted below, the samples arrived in good condition, and, where required, properly preserved and on ice. The temperature of the cooler at receipt time was 2.4°C.

HPLC/IC
No additional analytical or quality issues were noted, other than those described above or in the Definitions/ Glossary page.

Metals
No additional analytical or quality issues were noted, other than those described above or in the Definitions/ Glossary page.

General Chemistry
Method 2540C: A lesser volume of sample was used for the following samples due to the nature of the sample matrix resulting in elevated reporting limits: SCH-SWA-3 (680-247418-2), SCH-SWC-4 (680-247418-3), SCH-SWC-7 (680-247418-5) and SCH-SWC-8 (680-247418-6).

Method 2540C: The sample duplicate precision for the following sample associated with analytical batch 680-826067 was outside control limits: (680-247418-A-3 DU). The associated Laboratory Control Sample / Laboratory Control Sample Duplicate (LCS/LCSD) precision met acceptance criteria.

Method 410.4: The matrix spike / matrix spike duplicate (MS/MSD) recoveries for analytical batch 680-827086 were outside control limits for one or more analytes. See QC Sample Results for detail. Sample matrix interference and/or non-homogeneity are suspected because the associated laboratory control sample (LCS) recovery is within acceptance limits.

Method 4500_CN_E: The matrix spike / matrix spike duplicate (MS/MSD) recoveries for preparation batch 680-825817 and analytical batch 680-825910 were outside control limits for one or more analytes. See QC Sample Results for detail. Sample matrix interference and/or non-homogeneity are suspected because the associated laboratory control sample (LCS) recovery is within acceptance limits.

No additional analytical or quality issues were noted, other than those described above or in the Definitions/ Glossary page.

Client Sample Results

Client: Southern Company
Project/Site: Plant Scherer Surface Water

Job ID: 680-247418-1

Client Sample ID: SCH-SWA-1

Date Collected: 02/29/24 09:06
Date Received: 03/02/24 09:41

Lab Sample ID: 680-247418-1

Matrix: Water

Method: EPA 300.0 - Anions, Ion Chromatography

Analyte	Result	Qualifier	RL	MDL	Unit	D	Prepared	Analyzed	Dil Fac
Chloride	**4.7**		2.0	0.40	mg/L			03/08/24 18:41	2
Fluoride	<0.40		0.80	0.40	mg/L			03/08/24 18:41	2
Sulfate	**42**		2.0	1.0	mg/L			03/08/24 18:41	2

Method: SW846 6020B - Metals (ICP/MS) - Total Recoverable

Analyte	Result	Qualifier	RL	MDL	Unit	D	Prepared	Analyzed	Dil Fac
Antimony	<0.00034		0.0020	0.00034	mg/L		03/04/24 06:05	03/04/24 13:09	1
Arsenic	<0.00086		0.0010	0.00086	mg/L		03/04/24 06:05	03/04/24 13:09	1
Barium	**0.050**		0.010	0.00089	mg/L		03/04/24 06:05	03/04/24 13:09	1
Beryllium	<0.00020		0.0025	0.00020	mg/L		03/04/24 06:05	03/04/24 13:09	1
Boron	**0.23**		0.080	0.022	mg/L		03/04/24 06:05	03/05/24 09:23	1
Cadmium	<0.000078		0.0025	0.000078	mg/L		03/04/24 06:05	03/04/24 13:09	1
Calcium	**15**	**F1**	0.50	0.14	mg/L		03/04/24 06:05	03/04/24 13:09	1
Chromium	**0.0014**	**J**	0.0020	0.0012	mg/L		03/04/24 06:05	03/04/24 13:09	1
Cobalt	**0.00022**	**J**	0.0025	0.00022	mg/L		03/04/24 06:05	03/04/24 13:09	1
Copper	**0.0033**		0.0020	0.0011	mg/L		03/04/24 06:05	03/04/24 13:09	1
Lead	**0.00026**	**J**	0.0010	0.00021	mg/L		03/04/24 06:05	03/04/24 13:09	1
Magnesium	**5.8**		0.50	0.023	mg/L		03/04/24 06:05	03/04/24 13:09	1
Nickel	**0.0014**	**B**	0.0010	0.00042	mg/L		03/04/24 06:05	03/04/24 13:09	1
Potassium	**2.3**		0.50	0.044	mg/L		03/04/24 06:05	03/04/24 13:09	1
Selenium	<0.00099		0.0050	0.00099	mg/L		03/04/24 06:05	03/04/24 13:09	1
Silver	<0.00039		0.0010	0.00039	mg/L		03/04/24 06:05	03/04/24 13:09	1
Sodium	**13**		0.50	0.20	mg/L		03/04/24 06:05	03/04/24 13:09	1
Thallium	<0.00026		0.0010	0.00026	mg/L		03/04/24 06:05	03/04/24 13:09	1
Vanadium	**0.0029**		0.0020	0.00063	mg/L		03/04/24 06:05	03/04/24 13:09	1
Zinc	**0.0075**		0.0050	0.0028	mg/L		03/04/24 06:05	03/04/24 13:09	1

Method: SW846 7470A - Mercury (CVAA)

Analyte	Result	Qualifier	RL	MDL	Unit	D	Prepared	Analyzed	Dil Fac
Mercury	<0.000080		0.00020	0.000080	mg/L		03/05/24 11:18	03/05/24 17:33	1

General Chemistry

Analyte	Result	Qualifier	RL	MDL	Unit	D	Prepared	Analyzed	Dil Fac
Total Alkalinity as CaCO3 to pH 4.5 (SM 2320B-2011)	**52**		5.0	2.2	mg/L			03/05/24 00:38	1
Bicarbonate Alkalinity as CaCO3 (SM 2320B-2011)	**52**		5.0	5.0	mg/L			03/05/24 00:38	1
Carbonate Alkalinity as CaCO3 (SM 2320B-2011)	<5.0		5.0	5.0	mg/L			03/05/24 00:38	1
Total Dissolved Solids (SM 2540C-2011)	**120**		10	10	mg/L			03/06/24 10:46	1
Chemical Oxygen Demand (MCAWW 410.4-1993 R2.0)	**16**		10	5.0	mg/L			03/12/24 11:31	1
Cyanide, Total (SM 4500 CN E-2011)	**0.0066**	**J**	0.020	0.0060	mg/L		03/05/24 08:48	03/05/24 12:51	1
Total Organic Carbon (TOC) (SM 5310 B-2011)	**4.7**		1.0	0.50	mg/L			03/08/24 21:06	1

Client Sample Results

Client: Southern Company
Project/Site: Plant Scherer Surface Water

Job ID: 680-247418-1

Client Sample ID: SCH-SWA-3

Date Collected: 02/29/24 12:10
Date Received: 03/02/24 09:41

Lab Sample ID: 680-247418-2

Matrix: Water

Method: EPA 300.0 - Anions, Ion Chromatography

Analyte	Result	Qualifier	RL	MDL	Unit	D	Prepared	Analyzed	Dil Fac
Chloride	**13**		2.0	0.40	mg/L			03/08/24 18:56	2
Fluoride	<0.40		0.80	0.40	mg/L			03/08/24 18:56	2
Sulfate	**79**		2.0	1.0	mg/L			03/08/24 18:56	2

Method: SW846 6020B - Metals (ICP/MS) - Total Recoverable

Analyte	Result	Qualifier	RL	MDL	Unit	D	Prepared	Analyzed	Dil Fac
Antimony	<0.00034		0.0020	0.00034	mg/L		03/04/24 06:05	03/04/24 16:34	1
Arsenic	<0.00086		0.0010	0.00086	mg/L		03/04/24 06:05	03/04/24 16:34	1
Barium	**0.047**		0.010	0.00089	mg/L		03/04/24 06:05	03/04/24 16:34	1
Beryllium	<0.00020		0.0025	0.00020	mg/L		03/04/24 06:05	03/04/24 16:34	1
Boron	**0.47**		0.080	0.022	mg/L		03/04/24 06:05	03/04/24 16:34	1
Cadmium	<0.000078		0.0025	0.000078	mg/L		03/04/24 06:05	03/04/24 16:34	1
Calcium	**14**		0.50	0.14	mg/L		03/04/24 06:05	03/04/24 16:34	1
Chromium	**0.0012**	**J**	0.0020	0.0012	mg/L		03/04/24 06:05	03/04/24 16:34	1
Cobalt	**0.0048**		0.0025	0.00022	mg/L		03/04/24 06:05	03/04/24 16:34	1
Copper	<0.0011		0.0020	0.0011	mg/L		03/04/24 06:05	03/04/24 16:34	1
Lead	**0.00024**	**J**	0.0010	0.00021	mg/L		03/04/24 06:05	03/04/24 16:34	1
Magnesium	**9.1**		0.50	0.023	mg/L		03/04/24 06:05	03/04/24 16:34	1
Nickel	**0.0011**		0.0010	0.00042	mg/L		03/04/24 06:05	03/04/24 16:34	1
Potassium	**1.4**		0.50	0.044	mg/L		03/04/24 06:05	03/04/24 16:34	1
Selenium	<0.00099		0.0050	0.00099	mg/L		03/04/24 06:05	03/04/24 16:34	1
Silver	<0.00039		0.0010	0.00039	mg/L		03/04/24 06:05	03/04/24 16:34	1
Sodium	**26**		0.50	0.20	mg/L		03/04/24 06:05	03/04/24 16:34	1
Thallium	<0.00026		0.0010	0.00026	mg/L		03/04/24 06:05	03/04/24 16:34	1
Vanadium	<0.00063		0.0020	0.00063	mg/L		03/04/24 06:05	03/04/24 16:34	1
Zinc	<0.0028		0.0050	0.0028	mg/L		03/04/24 06:05	03/04/24 16:34	1

Method: SW846 7470A - Mercury (CVAA)

Analyte	Result	Qualifier	RL	MDL	Unit	D	Prepared	Analyzed	Dil Fac
Mercury	<0.000080		0.00020	0.000080	mg/L		03/05/24 11:18	03/05/24 17:20	1

General Chemistry

Analyte	Result	Qualifier	RL	MDL	Unit	D	Prepared	Analyzed	Dil Fac
Total Alkalinity as CaCO3 to pH 4.5 (SM 2320B-2011)	**35**		5.0	2.2	mg/L			03/05/24 00:55	1
Bicarbonate Alkalinity as CaCO3 (SM 2320B-2011)	**35**		5.0	5.0	mg/L			03/05/24 00:55	1
Carbonate Alkalinity as CaCO3 (SM 2320B-2011)	<5.0		5.0	5.0	mg/L			03/05/24 00:55	1
Total Dissolved Solids (SM 2540C-2011)	**160**		40	40	mg/L			03/06/24 10:46	1
Chemical Oxygen Demand (MCAWW 410.4-1993 R2.0)	<5.0		10	5.0	mg/L			03/12/24 11:31	1
Cyanide, Total (SM 4500 CN E-2011)	**0.0079**	**J**	0.020	0.0060	mg/L		03/05/24 08:48	03/05/24 12:53	1
Total Organic Carbon (TOC) (SM 5310 B-2011)	**0.78**	**J**	1.0	0.50	mg/L			03/08/24 21:40	1

Client Sample Results

Client: Southern Company
Project/Site: Plant Scherer Surface Water

Job ID: 680-247418-1

Client Sample ID: SCH-SWC-4

Lab Sample ID: 680-247418-3
Matrix: Water
Date Collected: 02/29/24 13:04
Date Received: 03/02/24 09:41

Method: EPA 300.0 - Anions, Ion Chromatography

Analyte	Result	Qualifier	RL	MDL	Unit	D	Prepared	Analyzed	Dil Fac
Chloride	**9.4**		2.0	0.40	mg/L			03/07/24 00:42	2
Fluoride	<0.40		0.80	0.40	mg/L			03/07/24 00:42	2
Sulfate	**96**		2.0	1.0	mg/L			03/07/24 00:42	2

Method: SW846 6020B - Metals (ICP/MS) - Total Recoverable

Analyte	Result	Qualifier	RL	MDL	Unit	D	Prepared	Analyzed	Dil Fac
Antimony	<0.00034		0.0020	0.00034	mg/L		03/04/24 06:05	03/04/24 16:31	1
Arsenic	<0.00086		0.0010	0.00086	mg/L		03/04/24 06:05	03/04/24 16:31	1
Barium	**0.070**		0.010	0.00089	mg/L		03/04/24 06:05	03/04/24 16:31	1
Beryllium	<0.00020		0.0025	0.00020	mg/L		03/04/24 06:05	03/04/24 16:31	1
Boron	**0.57**		0.080	0.022	mg/L		03/04/24 06:05	03/04/24 16:31	1
Cadmium	<0.000078		0.0025	0.000078	mg/L		03/04/24 06:05	03/04/24 16:31	1
Calcium	**24**		0.50	0.14	mg/L		03/04/24 06:05	03/04/24 16:31	1
Chromium	**0.0017**	**J**	0.0020	0.0012	mg/L		03/04/24 06:05	03/04/24 16:31	1
Cobalt	**0.0047**		0.0025	0.00022	mg/L		03/04/24 06:05	03/04/24 16:31	1
Copper	**0.0017**	**J**	0.0020	0.0011	mg/L		03/04/24 06:05	03/04/24 16:31	1
Lead	**0.00042**	**J**	0.0010	0.00021	mg/L		03/04/24 06:05	03/04/24 16:31	1
Magnesium	**13**		0.50	0.023	mg/L		03/04/24 06:05	03/04/24 16:31	1
Nickel	**0.0013**		0.0010	0.00042	mg/L		03/04/24 06:05	03/04/24 16:31	1
Potassium	**1.3**		0.50	0.044	mg/L		03/04/24 06:05	03/04/24 16:31	1
Selenium	<0.00099		0.0050	0.00099	mg/L		03/04/24 06:05	03/04/24 16:31	1
Silver	<0.00039		0.0010	0.00039	mg/L		03/04/24 06:05	03/04/24 16:31	1
Sodium	**27**		0.50	0.20	mg/L		03/04/24 06:05	03/04/24 16:31	1
Thallium	<0.00026		0.0010	0.00026	mg/L		03/04/24 06:05	03/04/24 16:31	1
Vanadium	**0.0039**		0.0020	0.00063	mg/L		03/04/24 06:05	03/04/24 16:31	1
Zinc	**0.0037**	**J**	0.0050	0.0028	mg/L		03/04/24 06:05	03/04/24 16:31	1

Method: SW846 7470A - Mercury (CVAA)

Analyte	Result	Qualifier	RL	MDL	Unit	D	Prepared	Analyzed	Dil Fac
Mercury	<0.000080		0.00020	0.000080	mg/L		03/05/24 11:18	03/05/24 17:24	1

General Chemistry

Analyte	Result	Qualifier	RL	MDL	Unit	D	Prepared	Analyzed	Dil Fac
Total Alkalinity as CaCO3 to pH 4.5 (SM 2320B-2011)	**60**		5.0	2.2	mg/L			03/05/24 01:04	1
Bicarbonate Alkalinity as CaCO3 (SM 2320B-2011)	**60**		5.0	5.0	mg/L			03/05/24 01:04	1
Carbonate Alkalinity as CaCO3 (SM 2320B-2011)	<5.0		5.0	5.0	mg/L			03/05/24 01:04	1
Total Dissolved Solids (SM 2540C-2011)	**200**		40	40	mg/L			03/06/24 10:46	1

Client Sample ID: SCH-SWC-6

Lab Sample ID: 680-247418-4
Matrix: Water
Date Collected: 02/29/24 10:55
Date Received: 03/02/24 09:41

Method: EPA 300.0 - Anions, Ion Chromatography

Analyte	Result	Qualifier	RL	MDL	Unit	D	Prepared	Analyzed	Dil Fac
Chloride	**3.0**		1.0	0.20	mg/L			03/07/24 00:58	1
Fluoride	<0.20		0.40	0.20	mg/L			03/07/24 00:58	1
Sulfate	**1.3**		1.0	0.50	mg/L			03/07/24 00:58	1

Client Sample Results

Client: Southern Company
Project/Site: Plant Scherer Surface Water

Job ID: 680-247418-1

Client Sample ID: SCH-SWC-6

Lab Sample ID: 680-247418-4
Matrix: Water
Date Collected: 02/29/24 10:55
Date Received: 03/02/24 09:41

Method: SW846 6020B - Metals (ICP/MS) - Total Recoverable

Analyte	Result	Qualifier	RL	MDL	Unit	D	Prepared	Analyzed	Dil Fac
Antimony	<0.00034		0.0020	0.00034	mg/L		03/04/24 06:05	03/04/24 16:28	1
Arsenic	<0.00086		0.0010	0.00086	mg/L		03/04/24 06:05	03/04/24 16:28	1
Barium	**0.028**		0.010	0.00089	mg/L		03/04/24 06:05	03/04/24 16:28	1
Beryllium	<0.00020		0.0025	0.00020	mg/L		03/04/24 06:05	03/04/24 16:28	1
Boron	**0.028**	**J**	0.080	0.022	mg/L		03/04/24 06:05	03/04/24 16:28	1
Cadmium	<0.000078		0.0025	0.000078	mg/L		03/04/24 06:05	03/04/24 16:28	1
Calcium	**11**		0.50	0.14	mg/L		03/04/24 06:05	03/04/24 16:28	1
Chromium	**0.0017**	**J**	0.0020	0.0012	mg/L		03/04/24 06:05	03/04/24 16:28	1
Cobalt	**0.0018**	**J**	0.0025	0.00022	mg/L		03/04/24 06:05	03/04/24 16:28	1
Copper	<0.0011		0.0020	0.0011	mg/L		03/04/24 06:05	03/04/24 16:28	1
Lead	<0.00021		0.0010	0.00021	mg/L		03/04/24 06:05	03/04/24 16:28	1
Magnesium	**6.0**		0.50	0.023	mg/L		03/04/24 06:05	03/04/24 16:28	1
Nickel	**0.00074**	**J**	0.0010	0.00042	mg/L		03/04/24 06:05	03/04/24 16:28	1
Potassium	**1.1**		0.50	0.044	mg/L		03/04/24 06:05	03/04/24 16:28	1
Selenium	<0.00099		0.0050	0.00099	mg/L		03/04/24 06:05	03/04/24 16:28	1
Silver	<0.00039		0.0010	0.00039	mg/L		03/04/24 06:05	03/04/24 16:28	1
Sodium	**7.3**		0.50	0.20	mg/L		03/04/24 06:05	03/04/24 16:28	1
Thallium	<0.00026		0.0010	0.00026	mg/L		03/04/24 06:05	03/04/24 16:28	1
Vanadium	**0.0023**		0.0020	0.00063	mg/L		03/04/24 06:05	03/04/24 16:28	1
Zinc	<0.0028		0.0050	0.0028	mg/L		03/04/24 06:05	03/04/24 16:28	1

Method: SW846 7470A - Mercury (CVAA)

Analyte	Result	Qualifier	RL	MDL	Unit	D	Prepared	Analyzed	Dil Fac
Mercury	<0.000080		0.00020	0.000080	mg/L		03/05/24 11:18	03/05/24 17:14	1

General Chemistry

Analyte	Result	Qualifier	RL	MDL	Unit	D	Prepared	Analyzed	Dil Fac
Total Alkalinity as CaCO3 to pH 4.5 (SM 2320B-2011)	**62**		5.0	2.2	mg/L			03/05/24 02:09	1
Bicarbonate Alkalinity as CaCO3 (SM 2320B-2011)	**62**		5.0	5.0	mg/L			03/05/24 02:09	1
Carbonate Alkalinity as CaCO3 (SM 2320B-2011)	<5.0		5.0	5.0	mg/L			03/05/24 02:09	1
Total Dissolved Solids (SM 2540C-2011)	**85**		10	10	mg/L			03/06/24 10:46	1

Client Sample ID: SCH-SWC-7

Lab Sample ID: 680-247418-5
Matrix: Water
Date Collected: 02/29/24 11:14
Date Received: 03/02/24 09:41

Method: EPA 300.0 - Anions, Ion Chromatography

Analyte	Result	Qualifier	RL	MDL	Unit	D	Prepared	Analyzed	Dil Fac
Chloride	**7.4**		2.0	0.40	mg/L			03/08/24 19:11	2
Fluoride	<0.40		0.80	0.40	mg/L			03/08/24 19:11	2
Sulfate	**61**		2.0	1.0	mg/L			03/08/24 19:11	2

Method: SW846 6020B - Metals (ICP/MS) - Total Recoverable

Analyte	Result	Qualifier	RL	MDL	Unit	D	Prepared	Analyzed	Dil Fac
Antimony	<0.00034		0.0020	0.00034	mg/L		03/04/24 06:05	03/04/24 16:26	1
Arsenic	<0.00086		0.0010	0.00086	mg/L		03/04/24 06:05	03/04/24 16:26	1
Barium	**0.059**		0.010	0.00089	mg/L		03/04/24 06:05	03/04/24 16:26	1
Beryllium	<0.00020		0.0025	0.00020	mg/L		03/04/24 06:05	03/04/24 16:26	1

Client Sample ID: SCH-SWC-7

Lab Sample ID: 680-247418-5

Date Collected: 02/29/24 11:14
Matrix: Water
Date Received: 03/02/24 09:41

Method: SW846 6020B - Metals (ICP/MS) - Total Recoverable (Continued)

Analyte	Result	Qualifier	RL	MDL	Unit	D	Prepared	Analyzed	Dil Fac
Boron	0.37		0.080	0.022	mg/L		03/04/24 06:05	03/04/24 16:26	1
Cadmium	<0.000078		0.0025	0.000078	mg/L		03/04/24 06:05	03/04/24 16:26	1
Calcium	22		0.50	0.14	mg/L		03/04/24 06:05	03/04/24 16:26	1
Chromium	0.0013	J	0.0020	0.0012	mg/L		03/04/24 06:05	03/04/24 16:26	1
Cobalt	0.00043	J	0.0025	0.00022	mg/L		03/04/24 06:05	03/04/24 16:26	1
Copper	0.0016	J	0.0020	0.0011	mg/L		03/04/24 06:05	03/04/24 16:26	1
Lead	<0.00021		0.0010	0.00021	mg/L		03/04/24 06:05	03/04/24 16:26	1
Magnesium	11		0.50	0.023	mg/L		03/04/24 06:05	03/04/24 16:26	1
Nickel	0.00082	J	0.0010	0.00042	mg/L		03/04/24 06:05	03/04/24 16:26	1
Potassium	2.1		0.50	0.044	mg/L		03/04/24 06:05	03/04/24 16:26	1
Selenium	<0.00099		0.0050	0.00099	mg/L		03/04/24 06:05	03/04/24 16:26	1
Silver	<0.00039		0.0010	0.00039	mg/L		03/04/24 06:05	03/04/24 16:26	1
Sodium	21		0.50	0.20	mg/L		03/04/24 06:05	03/04/24 16:26	1
Thallium	<0.00026		0.0010	0.00026	mg/L		03/04/24 06:05	03/04/24 16:26	1
Vanadium	0.0022		0.0020	0.00063	mg/L		03/04/24 06:05	03/04/24 16:26	1
Zinc	<0.0028		0.0050	0.0028	mg/L		03/04/24 06:05	03/04/24 16:26	1

Method: SW846 7470A - Mercury (CVAA)

Analyte	Result	Qualifier	RL	MDL	Unit	D	Prepared	Analyzed	Dil Fac
Mercury	<0.000080		0.00020	0.000080	mg/L		03/05/24 11:18	03/05/24 17:18	1

General Chemistry

Analyte	Result	Qualifier	RL	MDL	Unit	D	Prepared	Analyzed	Dil Fac
Total Alkalinity as CaCO3 to pH 4.5 (SM 2320B-2011)	63		5.0	2.2	mg/L			03/05/24 01:12	1
Bicarbonate Alkalinity as CaCO3 (SM 2320B-2011)	63		5.0	5.0	mg/L			03/05/24 01:12	1
Carbonate Alkalinity as CaCO3 (SM 2320B-2011)	<5.0		5.0	5.0	mg/L			03/05/24 01:12	1
Total Dissolved Solids (SM 2540C-2011)	160		40	40	mg/L			03/06/24 10:46	1
Chemical Oxygen Demand (MCAWW 410.4-1993 R2.0)	7.9	J	10	5.0	mg/L			03/12/24 11:31	1
Cyanide, Total (SM 4500 CN E-2011)	0.0082	J	0.020	0.0060	mg/L		03/05/24 08:48	03/05/24 12:59	1
Total Organic Carbon (TOC) (SM 5310 B-2011)	2.6		1.0	0.50	mg/L			03/08/24 21:58	1

Client Sample ID: SCH-SWC-8

Lab Sample ID: 680-247418-6

Date Collected: 02/29/24 12:38
Matrix: Water
Date Received: 03/02/24 09:41

Method: EPA 300.0 - Anions, Ion Chromatography

Analyte	Result	Qualifier	RL	MDL	Unit	D	Prepared	Analyzed	Dil Fac
Chloride	12		2.0	0.40	mg/L			03/07/24 01:15	2
Fluoride	<0.40		0.80	0.40	mg/L			03/07/24 01:15	2
Sulfate	140		2.0	1.0	mg/L			03/07/24 01:15	2

Method: SW846 6020B - Metals (ICP/MS) - Total Recoverable

Analyte	Result	Qualifier	RL	MDL	Unit	D	Prepared	Analyzed	Dil Fac
Antimony	<0.00034		0.0020	0.00034	mg/L		03/04/24 06:05	03/04/24 16:17	1
Arsenic	<0.00086		0.0010	0.00086	mg/L		03/04/24 06:05	03/04/24 16:17	1

Client Sample Results

Client: Southern Company
Project/Site: Plant Scherer Surface Water

Job ID: 680-247418-1

Client Sample ID: SCH-SWC-8

Lab Sample ID: 680-247418-6

Date Collected: 02/29/24 12:38
Date Received: 03/02/24 09:41

Matrix: Water

Method: SW846 6020B - Metals (ICP/MS) - Total Recoverable (Continued)

Analyte	Result	Qualifier	RL	MDL	Unit	D	Prepared	Analyzed	Dil Fac
Barium	**0.064**		0.010	0.00089	mg/L		03/04/24 06:05	03/04/24 16:17	1
Beryllium	<0.00020		0.0025	0.00020	mg/L		03/04/24 06:05	03/04/24 16:17	1
Boron	**0.93**		0.080	0.022	mg/L		03/04/24 06:05	03/04/24 16:17	1
Cadmium	<0.000078		0.0025	0.000078	mg/L		03/04/24 06:05	03/04/24 16:17	1
Calcium	**28**		0.50	0.14	mg/L		03/04/24 06:05	03/04/24 16:17	1
Chromium	<0.0012		0.0020	0.0012	mg/L		03/04/24 06:05	03/04/24 16:17	1
Cobalt	**0.0046**		0.0025	0.00022	mg/L		03/04/24 06:05	03/04/24 16:17	1
Copper	<0.0011		0.0020	0.0011	mg/L		03/04/24 06:05	03/04/24 16:17	1
Lead	<0.00021		0.0010	0.00021	mg/L		03/04/24 06:05	03/04/24 16:17	1
Magnesium	**16**		0.50	0.023	mg/L		03/04/24 06:05	03/04/24 16:17	1
Nickel	**0.0011**		0.0010	0.00042	mg/L		03/04/24 06:05	03/04/24 16:17	1
Potassium	**1.4**		0.50	0.044	mg/L		03/04/24 06:05	03/04/24 16:17	1
Selenium	<0.00099		0.0050	0.00099	mg/L		03/04/24 06:05	03/04/24 16:17	1
Silver	<0.00039		0.0010	0.00039	mg/L		03/04/24 06:05	03/04/24 16:17	1
Sodium	**37**		0.50	0.20	mg/L		03/04/24 06:05	03/04/24 16:17	1
Thallium	<0.00026		0.0010	0.00026	mg/L		03/04/24 06:05	03/04/24 16:17	1
Vanadium	**0.00067**	**J**	0.0020	0.00063	mg/L		03/04/24 06:05	03/04/24 16:17	1
Zinc	<0.0028		0.0050	0.0028	mg/L		03/04/24 06:05	03/04/24 16:17	1

Method: SW846 7470A - Mercury (CVAA)

Analyte	Result	Qualifier	RL	MDL	Unit	D	Prepared	Analyzed	Dil Fac
Mercury	<0.000080		0.00020	0.000080	mg/L		03/05/24 11:18	03/05/24 17:02	1

General Chemistry

Analyte	Result	Qualifier	RL	MDL	Unit	D	Prepared	Analyzed	Dil Fac
Total Alkalinity as CaCO3 to pH 4.5 (SM 2320B-2011)	**50**		5.0	2.2	mg/L			03/04/24 23:16	1
Bicarbonate Alkalinity as CaCO3 (SM 2320B-2011)	**50**		5.0	5.0	mg/L			03/04/24 23:16	1
Carbonate Alkalinity as CaCO3 (SM 2320B-2011)	<5.0		5.0	5.0	mg/L			03/04/24 23:16	1
Total Dissolved Solids (SM 2540C-2011)	**240**		40	40	mg/L			03/06/24 10:46	1

QC Sample Results

Client: Southern Company
Project/Site: Plant Scherer Surface Water

Job ID: 680-247418-1

Method: 300.0 - Anions, Ion Chromatography

Lab Sample ID: MB 670-79273/37
Matrix: Water
Analysis Batch: 79273

Client Sample ID: Method Blank
Prep Type: Total/NA

Analyte	MB Result	MB Qualifier	RL	MDL	Unit	D	Prepared	Analyzed	Dil Fac
Chloride	<0.20		1.0	0.20	mg/L			03/06/24 19:20	1
Fluoride	<0.20		0.40	0.20	mg/L			03/06/24 19:20	1
Sulfate	<0.50		1.0	0.50	mg/L			03/06/24 19:20	1

Lab Sample ID: MB 670-79273/6
Matrix: Water
Analysis Batch: 79273

Client Sample ID: Method Blank
Prep Type: Total/NA

Analyte	MB Result	MB Qualifier	RL	MDL	Unit	D	Prepared	Analyzed	Dil Fac
Chloride	<0.20		1.0	0.20	mg/L			03/06/24 10:35	1
Fluoride	<0.20		0.40	0.20	mg/L			03/06/24 10:35	1
Sulfate	<0.50		1.0	0.50	mg/L			03/06/24 10:35	1

Lab Sample ID: LCS 670-79273/35
Matrix: Water
Analysis Batch: 79273

Client Sample ID: Lab Control Sample
Prep Type: Total/NA

Analyte	Spike Added	LCS Result	LCS Qualifier	Unit	D	%Rec	%Rec Limits
Chloride	4.00	3.93		mg/L		98	90 - 110
Fluoride	4.00	3.87		mg/L		97	90 - 110
Sulfate	4.00	3.97		mg/L		99	90 - 110

Lab Sample ID: LCSD 670-79273/36
Matrix: Water
Analysis Batch: 79273

Client Sample ID: Lab Control Sample Dup
Prep Type: Total/NA

Analyte	Spike Added	LCSD Result	LCSD Qualifier	Unit	D	%Rec	%Rec Limits	RPD	RPD Limit
Chloride	4.00	3.94		mg/L		98	90 - 110	0	20
Fluoride	4.00	3.86		mg/L		97	90 - 110	0	20
Sulfate	4.00	3.96		mg/L		99	90 - 110	0	20

Lab Sample ID: 674-7991-A-1 MS
Matrix: Water
Analysis Batch: 79273

Client Sample ID: Matrix Spike
Prep Type: Total/NA

Analyte	Sample Result	Sample Qualifier	Spike Added	MS Result	MS Qualifier	Unit	D	%Rec	%Rec Limits
Chloride	10		5.00	15.6		mg/L		111	80 - 120
Fluoride	0.27	J	5.00	5.41		mg/L		103	80 - 120
Sulfate	2.2		5.00	6.60		mg/L		89	80 - 120

Lab Sample ID: 674-7991-A-1 MSD
Matrix: Water
Analysis Batch: 79273

Client Sample ID: Matrix Spike Duplicate
Prep Type: Total/NA

Analyte	Sample Result	Sample Qualifier	Spike Added	MSD Result	MSD Qualifier	Unit	D	%Rec	%Rec Limits	RPD	RPD Limit
Chloride	10		5.00	15.6		mg/L		111	80 - 120	0	20
Fluoride	0.27	J	5.00	5.41		mg/L		103	80 - 120	0	20
Sulfate	2.2		5.00	6.57		mg/L		88	80 - 120	0	20

Method: 300.0 - Anions, Ion Chromatography (Continued)

Lab Sample ID: MB 670-79726/6
Matrix: Water
Analysis Batch: 79726

Client Sample ID: Method Blank
Prep Type: Total/NA

Analyte	MB Result	MB Qualifier	RL	MDL	Unit	D	Prepared	Analyzed	Dil Fac
Chloride	<0.20		1.0	0.20	mg/L			03/08/24 10:34	1
Fluoride	<0.20		0.40	0.20	mg/L			03/08/24 10:34	1
Sulfate	<0.50		1.0	0.50	mg/L			03/08/24 10:34	1

Lab Sample ID: LCS 670-79726/4
Matrix: Water
Analysis Batch: 79726

Client Sample ID: Lab Control Sample
Prep Type: Total/NA

Analyte	Spike Added	LCS Result	LCS Qualifier	Unit	D	%Rec	%Rec Limits
Chloride	4.00	4.11		mg/L		103	90 - 110
Fluoride	4.00	4.16		mg/L		104	90 - 110
Sulfate	4.00	4.19		mg/L		105	90 - 110

Lab Sample ID: LCSD 670-79726/5
Matrix: Water
Analysis Batch: 79726

Client Sample ID: Lab Control Sample Dup
Prep Type: Total/NA

Analyte	Spike Added	LCSD Result	LCSD Qualifier	Unit	D	%Rec	%Rec Limits	RPD	RPD Limit
Chloride	4.00	4.11		mg/L		103	90 - 110	0	20
Fluoride	4.00	4.20		mg/L		105	90 - 110	1	20
Sulfate	4.00	4.20		mg/L		105	90 - 110	0	20

Lab Sample ID: 870-25004-C-1 MS
Matrix: Water
Analysis Batch: 79726

Client Sample ID: Matrix Spike
Prep Type: Total/NA

Analyte	Sample Result	Sample Qualifier	Spike Added	MS Result	MS Qualifier	Unit	D	%Rec	%Rec Limits
Chloride	3.2	F1	5.00	9.45	F1	mg/L		125	80 - 120
Fluoride	<0.20		5.00	5.67		mg/L		113	80 - 120
Sulfate	24		5.00	29.1	4	mg/L		92	80 - 120

Lab Sample ID: 870-25004-C-1 MSD
Matrix: Water
Analysis Batch: 79726

Client Sample ID: Matrix Spike Duplicate
Prep Type: Total/NA

Analyte	Sample Result	Sample Qualifier	Spike Added	MSD Result	MSD Qualifier	Unit	D	%Rec	%Rec Limits	RPD	RPD Limit
Chloride	3.2	F1	5.00	8.73		mg/L		111	80 - 120	8	20
Fluoride	<0.20		5.00	5.67		mg/L		113	80 - 120	0	20
Sulfate	24		5.00	29.1	4	mg/L		93	80 - 120	0	20

Method: 6020B - Metals (ICP/MS)

Lab Sample ID: MB 680-825592/1-A
Matrix: Water
Analysis Batch: 825774

Client Sample ID: Method Blank
Prep Type: Total Recoverable
Prep Batch: 825592

Analyte	MB Result	MB Qualifier	RL	MDL	Unit	D	Prepared	Analyzed	Dil Fac
Antimony	<0.00034		0.0020	0.00034	mg/L		03/04/24 06:05	03/04/24 15:17	1
Arsenic	<0.00086		0.0010	0.00086	mg/L		03/04/24 06:05	03/04/24 15:17	1
Barium	<0.00089		0.010	0.00089	mg/L		03/04/24 06:05	03/04/24 15:17	1

Method: 6020B - Metals (ICP/MS) (Continued)

Lab Sample ID: MB 680-825592/1-A
Matrix: Water
Analysis Batch: 825774

Client Sample ID: Method Blank
Prep Type: Total Recoverable
Prep Batch: 825592

Analyte	MB Result	MB Qualifier	RL	MDL	Unit	D	Prepared	Analyzed	Dil Fac
Beryllium	<0.00020		0.0025	0.00020	mg/L		03/04/24 06:05	03/04/24 15:17	1
Boron	<0.022		0.080	0.022	mg/L		03/04/24 06:05	03/04/24 15:17	1
Cadmium	<0.000078		0.0025	0.000078	mg/L		03/04/24 06:05	03/04/24 15:17	1
Calcium	<0.14		0.50	0.14	mg/L		03/04/24 06:05	03/04/24 15:17	1
Chromium	<0.0012		0.0020	0.0012	mg/L		03/04/24 06:05	03/04/24 15:17	1
Cobalt	<0.00022		0.0025	0.00022	mg/L		03/04/24 06:05	03/04/24 15:17	1
Copper	<0.0011		0.0020	0.0011	mg/L		03/04/24 06:05	03/04/24 15:17	1
Lead	<0.00021		0.0010	0.00021	mg/L		03/04/24 06:05	03/04/24 15:17	1
Magnesium	<0.023		0.50	0.023	mg/L		03/04/24 06:05	03/04/24 15:17	1
Nickel	<0.00042		0.0010	0.00042	mg/L		03/04/24 06:05	03/04/24 15:17	1
Potassium	<0.044		0.50	0.044	mg/L		03/04/24 06:05	03/04/24 15:17	1
Selenium	<0.00099		0.0050	0.00099	mg/L		03/04/24 06:05	03/04/24 15:17	1
Silver	<0.00039		0.0010	0.00039	mg/L		03/04/24 06:05	03/04/24 15:17	1
Sodium	<0.20		0.50	0.20	mg/L		03/04/24 06:05	03/04/24 15:17	1
Thallium	<0.00026		0.0010	0.00026	mg/L		03/04/24 06:05	03/04/24 15:17	1
Vanadium	<0.00063		0.0020	0.00063	mg/L		03/04/24 06:05	03/04/24 15:17	1
Zinc	<0.0028		0.0050	0.0028	mg/L		03/04/24 06:05	03/04/24 15:17	1

Lab Sample ID: LCS 680-825592/2-A
Matrix: Water
Analysis Batch: 825774

Client Sample ID: Lab Control Sample
Prep Type: Total Recoverable
Prep Batch: 825592

Analyte	Spike Added	LCS Result	LCS Qualifier	Unit	D	%Rec	%Rec Limits
Antimony	0.0500	0.0512		mg/L		102	80 - 120
Arsenic	0.100	0.100		mg/L		100	80 - 120
Barium	0.100	0.101		mg/L		101	80 - 120
Beryllium	0.0500	0.0531		mg/L		106	80 - 120
Boron	0.400	0.391		mg/L		98	80 - 120
Cadmium	0.0500	0.0524		mg/L		105	80 - 120
Calcium	5.00	5.13		mg/L		103	80 - 120
Chromium	0.100	0.101		mg/L		100	80 - 120
Cobalt	0.0500	0.0529		mg/L		106	80 - 120
Copper	0.101	0.109		mg/L		108	80 - 120
Lead	0.500	0.489		mg/L		98	80 - 120
Magnesium	5.00	4.99		mg/L		100	80 - 120
Nickel	0.100	0.105		mg/L		105	80 - 120
Potassium	7.00	7.20		mg/L		103	80 - 120
Selenium	0.100	0.0942		mg/L		94	80 - 120
Silver	0.0500	0.0516		mg/L		103	80 - 120
Sodium	5.03	4.95		mg/L		98	80 - 120
Thallium	0.0500	0.0520		mg/L		104	80 - 120
Vanadium	0.100	0.106		mg/L		106	80 - 120
Zinc	0.0505	0.0506		mg/L		100	80 - 120

Method: 6020B - Metals (ICP/MS) (Continued)

Lab Sample ID: 680-247427-B-17-B MS
Matrix: Water
Analysis Batch: 825774

Client Sample ID: Matrix Spike
Prep Type: Total Recoverable
Prep Batch: 825592

Analyte	Sample Result	Sample Qualifier	Spike Added	MS Result	MS Qualifier	Unit	D	%Rec	%Rec Limits
Antimony	<0.00034		0.0500	0.0514		mg/L		103	75 - 125
Arsenic	<0.00086		0.100	0.0968		mg/L		97	75 - 125
Barium	0.048		0.100	0.154		mg/L		106	75 - 125
Beryllium	<0.00020		0.0500	0.0524		mg/L		105	75 - 125
Boron	<0.022		0.400	0.388		mg/L		97	75 - 125
Cadmium	<0.000078		0.0500	0.0489		mg/L		98	75 - 125
Calcium	18		5.00	21.8		mg/L		78	75 - 125
Chromium	0.014		0.100	0.117		mg/L		103	75 - 125
Cobalt	<0.00022		0.0500	0.0525		mg/L		105	75 - 125
Copper	<0.0011		0.101	0.109		mg/L		108	75 - 125
Lead	0.00028	J	0.500	0.484		mg/L		97	75 - 125
Magnesium	8.9		5.00	13.5		mg/L		93	75 - 125
Nickel	0.00096	J	0.100	0.103		mg/L		102	75 - 125
Potassium	0.97		7.00	8.15		mg/L		102	75 - 125
Selenium	<0.00099		0.100	0.0916		mg/L		92	75 - 125
Silver	<0.00039		0.0500	0.0509		mg/L		102	75 - 125
Sodium	11		5.03	15.4		mg/L		88	75 - 125
Thallium	<0.00026		0.0500	0.0533		mg/L		107	75 - 125
Vanadium	0.018		0.100	0.121		mg/L		103	75 - 125
Zinc	0.0040	J	0.0505	0.0495		mg/L		90	75 - 125

Lab Sample ID: 680-247427-B-17-C MSD
Matrix: Water
Analysis Batch: 825774

Client Sample ID: Matrix Spike Duplicate
Prep Type: Total Recoverable
Prep Batch: 825592

Analyte	Sample Result	Sample Qualifier	Spike Added	MSD Result	MSD Qualifier	Unit	D	%Rec	%Rec Limits	RPD	RPD Limit
Antimony	<0.00034		0.0500	0.0509		mg/L		102	75 - 125	1	20
Arsenic	<0.00086		0.100	0.0984		mg/L		98	75 - 125	2	20
Barium	0.048		0.100	0.147		mg/L		99	75 - 125	4	20
Beryllium	<0.00020		0.0500	0.0523		mg/L		105	75 - 125	0	20
Boron	<0.022		0.400	0.397		mg/L		99	75 - 125	2	20
Cadmium	<0.000078		0.0500	0.0524		mg/L		105	75 - 125	7	20
Calcium	18		5.00	22.0		mg/L		81	75 - 125	1	20
Chromium	0.014		0.100	0.117		mg/L		103	75 - 125	0	20
Cobalt	<0.00022		0.0500	0.0522		mg/L		104	75 - 125	1	20
Copper	<0.0011		0.101	0.109		mg/L		108	75 - 125	0	20
Lead	0.00028	J	0.500	0.483		mg/L		97	75 - 125	0	20
Magnesium	8.9		5.00	13.4		mg/L		91	75 - 125	1	20
Nickel	0.00096	J	0.100	0.103		mg/L		102	75 - 125	0	20
Potassium	0.97		7.00	8.10		mg/L		102	75 - 125	1	20
Selenium	<0.00099		0.100	0.0934		mg/L		93	75 - 125	2	20
Silver	<0.00039		0.0500	0.0520		mg/L		104	75 - 125	2	20
Sodium	11		5.03	15.4		mg/L		88	75 - 125	0	20
Thallium	<0.00026		0.0500	0.0521		mg/L		104	75 - 125	2	20
Vanadium	0.018		0.100	0.123		mg/L		105	75 - 125	2	20
Zinc	0.0040	J	0.0505	0.0510		mg/L		93	75 - 125	3	20

Method: 6020B - Metals (ICP/MS) (Continued)

Lab Sample ID: MB 680-825595/1-A
Matrix: Water
Analysis Batch: 825774

Client Sample ID: Method Blank
Prep Type: Total Recoverable
Prep Batch: 825595

Analyte	MB Result	MB Qualifier	RL	MDL	Unit	D	Prepared	Analyzed	Dil Fac
Antimony	<0.00034		0.0020	0.00034	mg/L		03/04/24 06:05	03/04/24 13:03	1
Arsenic	<0.00086		0.0010	0.00086	mg/L		03/04/24 06:05	03/04/24 13:03	1
Barium	<0.00089		0.010	0.00089	mg/L		03/04/24 06:05	03/04/24 13:03	1
Beryllium	<0.00020		0.0025	0.00020	mg/L		03/04/24 06:05	03/04/24 13:03	1
Cadmium	<0.000078		0.0025	0.000078	mg/L		03/04/24 06:05	03/04/24 13:03	1
Calcium	<0.14		0.50	0.14	mg/L		03/04/24 06:05	03/04/24 13:03	1
Chromium	<0.0012		0.0020	0.0012	mg/L		03/04/24 06:05	03/04/24 13:03	1
Cobalt	<0.00022		0.0025	0.00022	mg/L		03/04/24 06:05	03/04/24 13:03	1
Copper	<0.0011		0.0020	0.0011	mg/L		03/04/24 06:05	03/04/24 13:03	1
Lead	<0.00021		0.0010	0.00021	mg/L		03/04/24 06:05	03/04/24 13:03	1
Magnesium	<0.023		0.50	0.023	mg/L		03/04/24 06:05	03/04/24 13:03	1
Nickel	0.000555	J	0.0010	0.00042	mg/L		03/04/24 06:05	03/04/24 13:03	1
Potassium	<0.044		0.50	0.044	mg/L		03/04/24 06:05	03/04/24 13:03	1
Selenium	<0.00099		0.0050	0.00099	mg/L		03/04/24 06:05	03/04/24 13:03	1
Silver	<0.00039		0.0010	0.00039	mg/L		03/04/24 06:05	03/04/24 13:03	1
Sodium	<0.20		0.50	0.20	mg/L		03/04/24 06:05	03/04/24 13:03	1
Thallium	<0.00026		0.0010	0.00026	mg/L		03/04/24 06:05	03/04/24 13:03	1
Vanadium	<0.00063		0.0020	0.00063	mg/L		03/04/24 06:05	03/04/24 13:03	1
Zinc	<0.0028		0.0050	0.0028	mg/L		03/04/24 06:05	03/04/24 13:03	1

Lab Sample ID: MB 680-825595/1-A
Matrix: Water
Analysis Batch: 825991

Client Sample ID: Method Blank
Prep Type: Total Recoverable
Prep Batch: 825595

Analyte	MB Result	MB Qualifier	RL	MDL	Unit	D	Prepared	Analyzed	Dil Fac
Boron	<0.022		0.080	0.022	mg/L		03/04/24 06:05	03/05/24 09:17	1

Lab Sample ID: LCS 680-825595/2-A
Matrix: Water
Analysis Batch: 825774

Client Sample ID: Lab Control Sample
Prep Type: Total Recoverable
Prep Batch: 825595

Analyte	Spike Added	LCS Result	LCS Qualifier	Unit	D	%Rec	%Rec Limits
Antimony	0.0500	0.0553		mg/L		111	80 - 120
Arsenic	0.100	0.107		mg/L		107	80 - 120
Barium	0.100	0.110		mg/L		110	80 - 120
Beryllium	0.0500	0.0568		mg/L		114	80 - 120
Cadmium	0.0500	0.0541		mg/L		108	80 - 120
Calcium	5.00	5.39		mg/L		108	80 - 120
Chromium	0.100	0.105		mg/L		105	80 - 120
Cobalt	0.0500	0.0558		mg/L		112	80 - 120
Copper	0.101	0.115		mg/L		114	80 - 120
Lead	0.500	0.516		mg/L		103	80 - 120
Magnesium	5.00	5.15		mg/L		103	80 - 120
Nickel	0.100	0.111		mg/L		111	80 - 120
Potassium	7.00	7.60		mg/L		109	80 - 120
Selenium	0.100	0.103		mg/L		103	80 - 120
Silver	0.0500	0.0547		mg/L		109	80 - 120
Sodium	5.03	5.18		mg/L		103	80 - 120
Thallium	0.0500	0.0555		mg/L		111	80 - 120

Method: 6020B - Metals (ICP/MS) (Continued)

Lab Sample ID: LCS 680-825595/2-A — **Client Sample ID: Lab Control Sample**
Matrix: Water — **Prep Type: Total Recoverable**
Analysis Batch: 825774 — **Prep Batch: 825595**

Analyte	Spike Added	LCS Result	LCS Qualifier	Unit	D	%Rec	%Rec Limits
Vanadium	0.100	0.112		mg/L		112	80 - 120
Zinc	0.0505	0.0536		mg/L		106	80 - 120

Lab Sample ID: LCS 680-825595/2-A — **Client Sample ID: Lab Control Sample**
Matrix: Water — **Prep Type: Total Recoverable**
Analysis Batch: 825991 — **Prep Batch: 825595**

Analyte	Spike Added	LCS Result	LCS Qualifier	Unit	D	%Rec	%Rec Limits
Boron	0.400	0.377		mg/L		94	80 - 120

Lab Sample ID: 680-247418-1 MS — **Client Sample ID: SCH-SWA-1**
Matrix: Water — **Prep Type: Total Recoverable**
Analysis Batch: 825774 — **Prep Batch: 825595**

Analyte	Sample Result	Sample Qualifier	Spike Added	MS Result	MS Qualifier	Unit	D	%Rec	%Rec Limits
Antimony	<0.00034		0.0500	0.0553		mg/L		111	75 - 125
Arsenic	<0.00086		0.100	0.105		mg/L		105	75 - 125
Barium	0.050		0.100	0.162		mg/L		113	75 - 125
Beryllium	<0.00020		0.0500	0.0567		mg/L		113	75 - 125
Cadmium	<0.000078		0.0500	0.0540		mg/L		108	75 - 125
Calcium	15	F1	5.00	20.4		mg/L		100	75 - 125
Chromium	0.0014	J	0.100	0.110		mg/L		108	75 - 125
Cobalt	0.00022	J	0.0500	0.0533		mg/L		106	75 - 125
Copper	0.0033		0.101	0.110		mg/L		105	75 - 125
Lead	0.00026	J	0.500	0.504		mg/L		101	75 - 125
Magnesium	5.8		5.00	11.3		mg/L		110	75 - 125
Nickel	0.0014	B	0.100	0.103		mg/L		102	75 - 125
Potassium	2.3		7.00	9.83		mg/L		107	75 - 125
Selenium	<0.00099		0.100	0.102		mg/L		102	75 - 125
Silver	<0.00039		0.0500	0.0543		mg/L		109	75 - 125
Sodium	13		5.03	18.9		mg/L		108	75 - 125
Thallium	<0.00026		0.0500	0.0560		mg/L		112	75 - 125
Vanadium	0.0029		0.100	0.108		mg/L		105	75 - 125
Zinc	0.0075		0.0505	0.0563		mg/L		97	75 - 125

Lab Sample ID: 680-247418-1 MS — **Client Sample ID: SCH-SWA-1**
Matrix: Water — **Prep Type: Total Recoverable**
Analysis Batch: 825991 — **Prep Batch: 825595**

Analyte	Sample Result	Sample Qualifier	Spike Added	MS Result	MS Qualifier	Unit	D	%Rec	%Rec Limits
Boron	0.23		0.400	0.612		mg/L		95	75 - 125

Lab Sample ID: 680-247418-1 MSD — **Client Sample ID: SCH-SWA-1**
Matrix: Water — **Prep Type: Total Recoverable**
Analysis Batch: 825774 — **Prep Batch: 825595**

Analyte	Sample Result	Sample Qualifier	Spike Added	MSD Result	MSD Qualifier	Unit	D	%Rec	%Rec Limits	RPD	RPD Limit
Antimony	<0.00034		0.0500	0.0565		mg/L		113	75 - 125	2	20
Arsenic	<0.00086		0.100	0.109		mg/L		109	75 - 125	4	20
Barium	0.050		0.100	0.166		mg/L		116	75 - 125	2	20

Method: 6020B - Metals (ICP/MS) (Continued)

Lab Sample ID: 680-247418-1 MSD — **Client Sample ID: SCH-SWA-1**
Matrix: Water — **Prep Type: Total Recoverable**
Analysis Batch: 825774 — **Prep Batch: 825595**

Analyte	Sample Result	Sample Qualifier	Spike Added	MSD Result	MSD Qualifier	Unit	D	%Rec	%Rec Limits	RPD	RPD Limit
Beryllium	<0.00020		0.0500	0.0583		mg/L		117	75 - 125	3	20
Cadmium	<0.000078		0.0500	0.0564		mg/L		113	75 - 125	4	20
Calcium	15	F1	5.00	21.7	F1	mg/L		126	75 - 125	6	20
Chromium	0.0014	J	0.100	0.108		mg/L		106	75 - 125	3	20
Cobalt	0.00022	J	0.0500	0.0553		mg/L		110	75 - 125	4	20
Copper	0.0033		0.101	0.117		mg/L		113	75 - 125	6	20
Lead	0.00026	J	0.500	0.524		mg/L		105	75 - 125	4	20
Magnesium	5.8		5.00	11.4		mg/L		111	75 - 125	1	20
Nickel	0.0014	B	0.100	0.111		mg/L		109	75 - 125	7	20
Potassium	2.3		7.00	10.2		mg/L		112	75 - 125	4	20
Selenium	<0.00099		0.100	0.105		mg/L		105	75 - 125	3	20
Silver	<0.00039		0.0500	0.0558		mg/L		112	75 - 125	3	20
Sodium	13		5.03	19.0		mg/L		109	75 - 125	0	20
Thallium	<0.00026		0.0500	0.0583		mg/L		117	75 - 125	4	20
Vanadium	0.0029		0.100	0.113		mg/L		110	75 - 125	4	20
Zinc	0.0075		0.0505	0.0601		mg/L		104	75 - 125	6	20

Lab Sample ID: 680-247418-1 MSD — **Client Sample ID: SCH-SWA-1**
Matrix: Water — **Prep Type: Total Recoverable**
Analysis Batch: 825991 — **Prep Batch: 825595**

Analyte	Sample Result	Sample Qualifier	Spike Added	MSD Result	MSD Qualifier	Unit	D	%Rec	%Rec Limits	RPD	RPD Limit
Boron	0.23		0.400	0.636		mg/L		101	75 - 125	4	20

Method: 7470A - Mercury (CVAA)

Lab Sample ID: MB 680-825852/1-A — **Client Sample ID: Method Blank**
Matrix: Water — **Prep Type: Total/NA**
Analysis Batch: 825982 — **Prep Batch: 825852**

Analyte	MB Result	MB Qualifier	RL	MDL	Unit	D	Prepared	Analyzed	Dil Fac
Mercury	<0.000080		0.00020	0.000080	mg/L		03/05/24 11:18	03/05/24 16:58	1

Lab Sample ID: LCS 680-825852/2-A — **Client Sample ID: Lab Control Sample**
Matrix: Water — **Prep Type: Total/NA**
Analysis Batch: 825982 — **Prep Batch: 825852**

Analyte	Spike Added	LCS Result	LCS Qualifier	Unit	D	%Rec	%Rec Limits
Mercury	0.00250	0.00252		mg/L		101	80 - 120

Lab Sample ID: 680-247418-6 MS — **Client Sample ID: SCH-SWC-8**
Matrix: Water — **Prep Type: Total/NA**
Analysis Batch: 825982 — **Prep Batch: 825852**

Analyte	Sample Result	Sample Qualifier	Spike Added	MS Result	MS Qualifier	Unit	D	%Rec	%Rec Limits
Mercury	<0.000080		0.00100	0.000980		mg/L		98	80 - 120

Method: 7470A - Mercury (CVAA) (Continued)

Lab Sample ID: 680-247418-6 MSD — **Client Sample ID: SCH-SWC-8**
Matrix: Water — **Prep Type: Total/NA**
Analysis Batch: 825982 — **Prep Batch: 825852**

Analyte	Sample Result	Sample Qualifier	Spike Added	MSD Result	MSD Qualifier	Unit	D	%Rec	%Rec Limits	RPD	RPD Limit
Mercury	<0.000080		0.00100	0.000979		mg/L		98	80 - 120	0	20

Method: 2320B-2011 - Alkalinity, Total

Lab Sample ID: MB 680-825907/4 — **Client Sample ID: Method Blank**
Matrix: Water — **Prep Type: Total/NA**
Analysis Batch: 825907

Analyte	MB Result	MB Qualifier	RL	MDL	Unit	D	Prepared	Analyzed	Dil Fac
Total Alkalinity as CaCO3 to pH 4.5	<2.2		5.0	2.2	mg/L			03/04/24 22:29	1
Bicarbonate Alkalinity as CaCO3	<5.0		5.0	5.0	mg/L			03/04/24 22:29	1
Carbonate Alkalinity as CaCO3	<5.0		5.0	5.0	mg/L			03/04/24 22:29	1

Lab Sample ID: LCS 680-825907/6 — **Client Sample ID: Lab Control Sample**
Matrix: Water — **Prep Type: Total/NA**
Analysis Batch: 825907

Analyte	Spike Added	LCS Result	LCS Qualifier	Unit	D	%Rec	%Rec Limits
Total Alkalinity as CaCO3 to pH 4.5	250	249		mg/L		100	90 - 112

Lab Sample ID: LCSD 680-825907/31 — **Client Sample ID: Lab Control Sample Dup**
Matrix: Water — **Prep Type: Total/NA**
Analysis Batch: 825907

Analyte	Spike Added	LCSD Result	LCSD Qualifier	Unit	D	%Rec	%Rec Limits	RPD	RPD Limit
Total Alkalinity as CaCO3 to pH 4.5	250	252		mg/L		101	90 - 112	1	30

Lab Sample ID: 680-247418-1 DU — **Client Sample ID: SCH-SWA-1**
Matrix: Water — **Prep Type: Total/NA**
Analysis Batch: 825907

Analyte	Sample Result	Sample Qualifier	DU Result	DU Qualifier	Unit	D	RPD	RPD Limit
Total Alkalinity as CaCO3 to pH 4.5	52		43.4		mg/L		18	30
Bicarbonate Alkalinity as CaCO3	52		43.4		mg/L		18	30
Carbonate Alkalinity as CaCO3	<5.0		<5.0		mg/L		NC	30

Method: 2540C-2011 - Total Dissolved Solids (Dried at 180 °C)

Lab Sample ID: MB 680-826067/1 — **Client Sample ID: Method Blank**
Matrix: Water — **Prep Type: Total/NA**
Analysis Batch: 826067

Analyte	MB Result	MB Qualifier	RL	MDL	Unit	D	Prepared	Analyzed	Dil Fac
Total Dissolved Solids	<10		10	10	mg/L			03/06/24 10:46	1

Method: 2540C-2011 - Total Dissolved Solids (Dried at 180 °C) (Continued)

Lab Sample ID: LCS 680-826067/2 — **Client Sample ID: Lab Control Sample**
Matrix: Water — **Prep Type: Total/NA**
Analysis Batch: 826067

Analyte			Spike Added	LCS Result	LCS Qualifier	Unit	D	%Rec	%Rec Limits		
Total Dissolved Solids			2410	2440		mg/L		101	80 - 120		

Lab Sample ID: LCSD 680-826067/3 — **Client Sample ID: Lab Control Sample Dup**
Matrix: Water — **Prep Type: Total/NA**
Analysis Batch: 826067

Analyte			Spike Added	LCSD Result	LCSD Qualifier	Unit	D	%Rec	%Rec Limits	RPD	RPD Limit
Total Dissolved Solids			2410	2430		mg/L		101	80 - 120	0	25

Lab Sample ID: 680-247418-2 DU — **Client Sample ID: SCH-SWA-3**
Matrix: Water — **Prep Type: Total/NA**
Analysis Batch: 826067

Analyte	Sample Result	Sample Qualifier		DU Result	DU Qualifier	Unit	D			RPD	RPD Limit
Total Dissolved Solids	160			150		mg/L				4	5

Lab Sample ID: 680-247418-3 DU — **Client Sample ID: SCH-SWC-4**
Matrix: Water — **Prep Type: Total/NA**
Analysis Batch: 826067

Analyte	Sample Result	Sample Qualifier		DU Result	DU Qualifier	Unit	D			RPD	RPD Limit
Total Dissolved Solids	200			214	F3	mg/L				6	5

Method: 410.4-1993 R2.0 - COD

Lab Sample ID: MB 680-827086/3 — **Client Sample ID: Method Blank**
Matrix: Water — **Prep Type: Total/NA**
Analysis Batch: 827086

Analyte	MB Result	MB Qualifier	RL	MDL	Unit	D	Prepared	Analyzed	Dil Fac
Chemical Oxygen Demand	<5.0		10	5.0	mg/L			03/12/24 11:31	1

Lab Sample ID: LCS 680-827086/4 — **Client Sample ID: Lab Control Sample**
Matrix: Water — **Prep Type: Total/NA**
Analysis Batch: 827086

Analyte			Spike Added	LCS Result	LCS Qualifier	Unit	D	%Rec	%Rec Limits		
Chemical Oxygen Demand			50.0	51.1		mg/L		102	90 - 110		

Lab Sample ID: 680-247137-F-2 MS — **Client Sample ID: Matrix Spike**
Matrix: Water — **Prep Type: Total/NA**
Analysis Batch: 827086

Analyte	Sample Result	Sample Qualifier	Spike Added	MS Result	MS Qualifier	Unit	D	%Rec	%Rec Limits		
Chemical Oxygen Demand	27	F1	50.0	69.2	F1	mg/L		84	90 - 110		

Method: 410.4-1993 R2.0 - COD (Continued)

Lab Sample ID: 680-247137-F-2 MSD — **Client Sample ID: Matrix Spike Duplicate**
Matrix: Water — **Prep Type: Total/NA**
Analysis Batch: 827086

Analyte	Sample Result	Sample Qualifier	Spike Added	MSD Result	MSD Qualifier	Unit	D	%Rec	%Rec Limits	RPD	RPD Limit
Chemical Oxygen Demand	27	F1	50.0	73.2		mg/L		92	90 - 110	6	30

Method: 4500 CN E-2011 - Cyanide, Total: Colorimetric Method

Lab Sample ID: MB 680-825817/1-A — **Client Sample ID: Method Blank**
Matrix: Water — **Prep Type: Total/NA**
Analysis Batch: 825910 — **Prep Batch: 825817**

Analyte	MB Result	MB Qualifier	RL	MDL	Unit	D	Prepared	Analyzed	Dil Fac
Cyanide, Total	<0.0060		0.020	0.0060	mg/L		03/05/24 08:48	03/05/24 12:35	1

Lab Sample ID: LCS 680-825817/2-A — **Client Sample ID: Lab Control Sample**
Matrix: Water — **Prep Type: Total/NA**
Analysis Batch: 825910 — **Prep Batch: 825817**

Analyte	Spike Added	LCS Result	LCS Qualifier	Unit	D	%Rec	%Rec Limits
Cyanide, Total	0.0500	0.0484		mg/L		97	90 - 110

Lab Sample ID: 680-247372-H-2-B MS — **Client Sample ID: Matrix Spike**
Matrix: Water — **Prep Type: Total/NA**
Analysis Batch: 825910 — **Prep Batch: 825817**

Analyte	Sample Result	Sample Qualifier	Spike Added	MS Result	MS Qualifier	Unit	D	%Rec	%Rec Limits
Cyanide, Total	0.0078	J F1	0.0500	0.0500	F1	mg/L		85	90 - 110

Lab Sample ID: 680-247372-H-2-C MSD — **Client Sample ID: Matrix Spike Duplicate**
Matrix: Water — **Prep Type: Total/NA**
Analysis Batch: 825910 — **Prep Batch: 825817**

Analyte	Sample Result	Sample Qualifier	Spike Added	MSD Result	MSD Qualifier	Unit	D	%Rec	%Rec Limits	RPD	RPD Limit
Cyanide, Total	0.0078	J F1	0.0500	0.0520	F1	mg/L		89	90 - 110	4	20

Method: 5310 B-2011 - Organic Carbon, Total (TOC)

Lab Sample ID: MB 680-826724/1 — **Client Sample ID: Method Blank**
Matrix: Water — **Prep Type: Total/NA**
Analysis Batch: 826724

Analyte	MB Result	MB Qualifier	RL	MDL	Unit	D	Prepared	Analyzed	Dil Fac
Total Organic Carbon (TOC)	<0.50		1.0	0.50	mg/L			03/08/24 19:58	1

Lab Sample ID: LCS 680-826724/2 — **Client Sample ID: Lab Control Sample**
Matrix: Water — **Prep Type: Total/NA**
Analysis Batch: 826724

Analyte	Spike Added	LCS Result	LCS Qualifier	Unit	D	%Rec	%Rec Limits
Total Organic Carbon (TOC)	20.0	21.1		mg/L		106	80 - 120

Method: 5310 B-2011 - Organic Carbon, Total (TOC) (Continued)

Lab Sample ID: LCSD 680-826724/3
Matrix: Water
Analysis Batch: 826724

Client Sample ID: Lab Control Sample Dup
Prep Type: Total/NA

Analyte			Spike Added	LCSD Result	LCSD Qualifier	Unit	D	%Rec	%Rec Limits	RPD	RPD Limit
Total Organic Carbon (TOC)			20.0	21.1		mg/L		106	80 - 120	0	25

Lab Sample ID: 680-247418-1 DU
Matrix: Water
Analysis Batch: 826724

Client Sample ID: SCH-SWA-1
Prep Type: Total/NA

Analyte	Sample Result	Sample Qualifier		DU Result	DU Qualifier	Unit	D			RPD	RPD Limit
Total Organic Carbon (TOC)	4.7			4.74		mg/L				1	25

QC Association Summary

Client: Southern Company
Project/Site: Plant Scherer Surface Water

Job ID: 680-247418-1

HPLC/IC

Analysis Batch: 79273

Lab Sample ID	Client Sample ID	Prep Type	Matrix	Method	Prep Batch
680-247418-3	SCH-SWC-4	Total/NA	Water	300.0	
680-247418-4	SCH-SWC-6	Total/NA	Water	300.0	
680-247418-6	SCH-SWC-8	Total/NA	Water	300.0	
MB 670-79273/37	Method Blank	Total/NA	Water	300.0	
MB 670-79273/6	Method Blank	Total/NA	Water	300.0	
LCS 670-79273/35	Lab Control Sample	Total/NA	Water	300.0	
LCSD 670-79273/36	Lab Control Sample Dup	Total/NA	Water	300.0	
674-7991-A-1 MS	Matrix Spike	Total/NA	Water	300.0	
674-7991-A-1 MSD	Matrix Spike Duplicate	Total/NA	Water	300.0	

Analysis Batch: 79726

Lab Sample ID	Client Sample ID	Prep Type	Matrix	Method	Prep Batch
680-247418-1	SCH-SWA-1	Total/NA	Water	300.0	
680-247418-2	SCH-SWA-3	Total/NA	Water	300.0	
680-247418-5	SCH-SWC-7	Total/NA	Water	300.0	
MB 670-79726/6	Method Blank	Total/NA	Water	300.0	
LCS 670-79726/4	Lab Control Sample	Total/NA	Water	300.0	
LCSD 670-79726/5	Lab Control Sample Dup	Total/NA	Water	300.0	
870-25004-C-1 MS	Matrix Spike	Total/NA	Water	300.0	
870-25004-C-1 MSD	Matrix Spike Duplicate	Total/NA	Water	300.0	

Metals

Prep Batch: 825592

Lab Sample ID	Client Sample ID	Prep Type	Matrix	Method	Prep Batch
680-247418-2	SCH-SWA-3	Total Recoverable	Water	3005A	
680-247418-3	SCH-SWC-4	Total Recoverable	Water	3005A	
680-247418-4	SCH-SWC-6	Total Recoverable	Water	3005A	
680-247418-5	SCH-SWC-7	Total Recoverable	Water	3005A	
680-247418-6	SCH-SWC-8	Total Recoverable	Water	3005A	
MB 680-825592/1-A	Method Blank	Total Recoverable	Water	3005A	
LCS 680-825592/2-A	Lab Control Sample	Total Recoverable	Water	3005A	
680-247427-B-17-B MS	Matrix Spike	Total Recoverable	Water	3005A	
680-247427-B-17-C MSD	Matrix Spike Duplicate	Total Recoverable	Water	3005A	

Prep Batch: 825595

Lab Sample ID	Client Sample ID	Prep Type	Matrix	Method	Prep Batch
680-247418-1	SCH-SWA-1	Total Recoverable	Water	3005A	
MB 680-825595/1-A	Method Blank	Total Recoverable	Water	3005A	
LCS 680-825595/2-A	Lab Control Sample	Total Recoverable	Water	3005A	
680-247418-1 MS	SCH-SWA-1	Total Recoverable	Water	3005A	
680-247418-1 MSD	SCH-SWA-1	Total Recoverable	Water	3005A	

Analysis Batch: 825774

Lab Sample ID	Client Sample ID	Prep Type	Matrix	Method	Prep Batch
680-247418-1	SCH-SWA-1	Total Recoverable	Water	6020B	825595
680-247418-2	SCH-SWA-3	Total Recoverable	Water	6020B	825592
680-247418-3	SCH-SWC-4	Total Recoverable	Water	6020B	825592
680-247418-4	SCH-SWC-6	Total Recoverable	Water	6020B	825592
680-247418-5	SCH-SWC-7	Total Recoverable	Water	6020B	825592
680-247418-6	SCH-SWC-8	Total Recoverable	Water	6020B	825592

Metals (Continued)

Analysis Batch: 825774 (Continued)

Lab Sample ID	Client Sample ID	Prep Type	Matrix	Method	Prep Batch
MB 680-825592/1-A	Method Blank	Total Recoverable	Water	6020B	825592
MB 680-825595/1-A	Method Blank	Total Recoverable	Water	6020B	825595
LCS 680-825592/2-A	Lab Control Sample	Total Recoverable	Water	6020B	825592
LCS 680-825595/2-A	Lab Control Sample	Total Recoverable	Water	6020B	825595
680-247418-1 MS	SCH-SWA-1	Total Recoverable	Water	6020B	825595
680-247418-1 MSD	SCH-SWA-1	Total Recoverable	Water	6020B	825595
680-247427-B-17-B MS	Matrix Spike	Total Recoverable	Water	6020B	825592
680-247427-B-17-C MSD	Matrix Spike Duplicate	Total Recoverable	Water	6020B	825592

Prep Batch: 825852

Lab Sample ID	Client Sample ID	Prep Type	Matrix	Method	Prep Batch
680-247418-1	SCH-SWA-1	Total/NA	Water	7470A	
680-247418-2	SCH-SWA-3	Total/NA	Water	7470A	
680-247418-3	SCH-SWC-4	Total/NA	Water	7470A	
680-247418-4	SCH-SWC-6	Total/NA	Water	7470A	
680-247418-5	SCH-SWC-7	Total/NA	Water	7470A	
680-247418-6	SCH-SWC-8	Total/NA	Water	7470A	
MB 680-825852/1-A	Method Blank	Total/NA	Water	7470A	
LCS 680-825852/2-A	Lab Control Sample	Total/NA	Water	7470A	
680-247418-6 MS	SCH-SWC-8	Total/NA	Water	7470A	
680-247418-6 MSD	SCH-SWC-8	Total/NA	Water	7470A	

Analysis Batch: 825982

Lab Sample ID	Client Sample ID	Prep Type	Matrix	Method	Prep Batch
680-247418-1	SCH-SWA-1	Total/NA	Water	7470A	825852
680-247418-2	SCH-SWA-3	Total/NA	Water	7470A	825852
680-247418-3	SCH-SWC-4	Total/NA	Water	7470A	825852
680-247418-4	SCH-SWC-6	Total/NA	Water	7470A	825852
680-247418-5	SCH-SWC-7	Total/NA	Water	7470A	825852
680-247418-6	SCH-SWC-8	Total/NA	Water	7470A	825852
MB 680-825852/1-A	Method Blank	Total/NA	Water	7470A	825852
LCS 680-825852/2-A	Lab Control Sample	Total/NA	Water	7470A	825852
680-247418-6 MS	SCH-SWC-8	Total/NA	Water	7470A	825852
680-247418-6 MSD	SCH-SWC-8	Total/NA	Water	7470A	825852

Analysis Batch: 825991

Lab Sample ID	Client Sample ID	Prep Type	Matrix	Method	Prep Batch
680-247418-1	SCH-SWA-1	Total Recoverable	Water	6020B	825595
MB 680-825595/1-A	Method Blank	Total Recoverable	Water	6020B	825595
LCS 680-825595/2-A	Lab Control Sample	Total Recoverable	Water	6020B	825595
680-247418-1 MS	SCH-SWA-1	Total Recoverable	Water	6020B	825595
680-247418-1 MSD	SCH-SWA-1	Total Recoverable	Water	6020B	825595

General Chemistry

Prep Batch: 825817

Lab Sample ID	Client Sample ID	Prep Type	Matrix	Method	Prep Batch
680-247418-1	SCH-SWA-1	Total/NA	Water	Distill/CN	
680-247418-2	SCH-SWA-3	Total/NA	Water	Distill/CN	
680-247418-5	SCH-SWC-7	Total/NA	Water	Distill/CN	
MB 680-825817/1-A	Method Blank	Total/NA	Water	Distill/CN	

General Chemistry (Continued)

Prep Batch: 825817 (Continued)

Lab Sample ID	Client Sample ID	Prep Type	Matrix	Method	Prep Batch
LCS 680-825817/2-A	Lab Control Sample	Total/NA	Water	Distill/CN	
680-247372-H-2-B MS	Matrix Spike	Total/NA	Water	Distill/CN	
680-247372-H-2-C MSD	Matrix Spike Duplicate	Total/NA	Water	Distill/CN	

Analysis Batch: 825907

Lab Sample ID	Client Sample ID	Prep Type	Matrix	Method	Prep Batch
680-247418-1	SCH-SWA-1	Total/NA	Water	2320B-2011	
680-247418-2	SCH-SWA-3	Total/NA	Water	2320B-2011	
680-247418-3	SCH-SWC-4	Total/NA	Water	2320B-2011	
680-247418-4	SCH-SWC-6	Total/NA	Water	2320B-2011	
680-247418-5	SCH-SWC-7	Total/NA	Water	2320B-2011	
680-247418-6	SCH-SWC-8	Total/NA	Water	2320B-2011	
MB 680-825907/4	Method Blank	Total/NA	Water	2320B-2011	
LCS 680-825907/6	Lab Control Sample	Total/NA	Water	2320B-2011	
LCSD 680-825907/31	Lab Control Sample Dup	Total/NA	Water	2320B-2011	
680-247418-1 DU	SCH-SWA-1	Total/NA	Water	2320B-2011	

Analysis Batch: 825910

Lab Sample ID	Client Sample ID	Prep Type	Matrix	Method	Prep Batch
680-247418-1	SCH-SWA-1	Total/NA	Water	4500 CN E-2011	825817
680-247418-2	SCH-SWA-3	Total/NA	Water	4500 CN E-2011	825817
680-247418-5	SCH-SWC-7	Total/NA	Water	4500 CN E-2011	825817
MB 680-825817/1-A	Method Blank	Total/NA	Water	4500 CN E-2011	825817
LCS 680-825817/2-A	Lab Control Sample	Total/NA	Water	4500 CN E-2011	825817
680-247372-H-2-B MS	Matrix Spike	Total/NA	Water	4500 CN E-2011	825817
680-247372-H-2-C MSD	Matrix Spike Duplicate	Total/NA	Water	4500 CN E-2011	825817

Analysis Batch: 826067

Lab Sample ID	Client Sample ID	Prep Type	Matrix	Method	Prep Batch
680-247418-1	SCH-SWA-1	Total/NA	Water	2540C-2011	
680-247418-2	SCH-SWA-3	Total/NA	Water	2540C-2011	
680-247418-3	SCH-SWC-4	Total/NA	Water	2540C-2011	
680-247418-4	SCH-SWC-6	Total/NA	Water	2540C-2011	
680-247418-5	SCH-SWC-7	Total/NA	Water	2540C-2011	
680-247418-6	SCH-SWC-8	Total/NA	Water	2540C-2011	
MB 680-826067/1	Method Blank	Total/NA	Water	2540C-2011	
LCS 680-826067/2	Lab Control Sample	Total/NA	Water	2540C-2011	
LCSD 680-826067/3	Lab Control Sample Dup	Total/NA	Water	2540C-2011	
680-247418-2 DU	SCH-SWA-3	Total/NA	Water	2540C-2011	
680-247418-3 DU	SCH-SWC-4	Total/NA	Water	2540C-2011	

Analysis Batch: 826724

Lab Sample ID	Client Sample ID	Prep Type	Matrix	Method	Prep Batch
680-247418-1	SCH-SWA-1	Total/NA	Water	5310 B-2011	
680-247418-2	SCH-SWA-3	Total/NA	Water	5310 B-2011	
680-247418-5	SCH-SWC-7	Total/NA	Water	5310 B-2011	
MB 680-826724/1	Method Blank	Total/NA	Water	5310 B-2011	
LCS 680-826724/2	Lab Control Sample	Total/NA	Water	5310 B-2011	
LCSD 680-826724/3	Lab Control Sample Dup	Total/NA	Water	5310 B-2011	
680-247418-1 DU	SCH-SWA-1	Total/NA	Water	5310 B-2011	

QC Association Summary

Client: Southern Company
Project/Site: Plant Scherer Surface Water

Job ID: 680-247418-1

General Chemistry

Analysis Batch: 827086

Lab Sample ID	Client Sample ID	Prep Type	Matrix	Method	Prep Batch
680-247418-1	SCH-SWA-1	Total/NA	Water	410.4-1993 R2.0	
680-247418-2	SCH-SWA-3	Total/NA	Water	410.4-1993 R2.0	
680-247418-5	SCH-SWC-7	Total/NA	Water	410.4-1993 R2.0	
MB 680-827086/3	Method Blank	Total/NA	Water	410.4-1993 R2.0	
LCS 680-827086/4	Lab Control Sample	Total/NA	Water	410.4-1993 R2.0	
680-247137-F-2 MS	Matrix Spike	Total/NA	Water	410.4-1993 R2.0	
680-247137-F-2 MSD	Matrix Spike Duplicate	Total/NA	Water	410.4-1993 R2.0	

Lab Chronicle

Client: Southern Company
Project/Site: Plant Scherer Surface Water

Job ID: 680-247418-1

Client Sample ID: SCH-SWA-1

Lab Sample ID: 680-247418-1

Date Collected: 02/29/24 09:06
Date Received: 03/02/24 09:41

Matrix: Water

Prep Type	Batch Type	Batch Method	Run	Dil Factor	Initial Amount	Final Amount	Batch Number	Prepared or Analyzed	Analyst	Lab
Total/NA	Analysis	300.0		2			79726	03/08/24 18:41	YGS	EET ORL
	Instrument ID:	IC_002								
Total Recoverable	Prep	3005A			25 mL	125 mL	825595	03/04/24 06:05	RR	EET SAV
Total Recoverable	Analysis	6020B		1			825774	03/04/24 13:09	BWR	EET SAV
	Instrument ID:	ICPMSD								
Total Recoverable	Prep	3005A			25 mL	125 mL	825595	03/04/24 06:05	RR	EET SAV
Total Recoverable	Analysis	6020B		1			825991	03/05/24 09:23	BWR	EET SAV
	Instrument ID:	ICPMSD								
Total/NA	Prep	7470A			50 mL	50 mL	825852	03/05/24 11:18	BCB	EET SAV
Total/NA	Analysis	7470A		1			825982	03/05/24 17:33	BJB	EET SAV
	Instrument ID:	QuickTrace2								
Total/NA	Analysis	2320B-2011		1			825907	03/05/24 00:38	PG	EET SAV
	Instrument ID:	MANTECH 2								
Total/NA	Analysis	2540C-2011		1	200 mL	200 mL	826067	03/06/24 10:46	PG	EET SAV
	Instrument ID:	NOEQUIP								
Total/NA	Analysis	410.4-1993 R2.0		1	2 mL	2 mL	827086	03/12/24 11:31	AF	EET SAV
	Instrument ID:	SPC7								
Total/NA	Prep	Distill/CN			6 mL	6 mL	825817	03/05/24 08:48	JAS	EET SAV
Total/NA	Analysis	4500 CN E-2011		1			825910	03/05/24 12:51	JAS	EET SAV
	Instrument ID:	SEAL 3								
Total/NA	Analysis	5310 B-2011		1	40 mL	40 mL	826724	03/08/24 21:06	NVF	EET SAV
	Instrument ID:	TOC7								

Client Sample ID: SCH-SWA-3

Lab Sample ID: 680-247418-2

Date Collected: 02/29/24 12:10
Date Received: 03/02/24 09:41

Matrix: Water

Prep Type	Batch Type	Batch Method	Run	Dil Factor	Initial Amount	Final Amount	Batch Number	Prepared or Analyzed	Analyst	Lab
Total/NA	Analysis	300.0		2			79726	03/08/24 18:56	YGS	EET ORL
	Instrument ID:	IC_002								
Total Recoverable	Prep	3005A			25 mL	125 mL	825592	03/04/24 06:05	RR	EET SAV
Total Recoverable	Analysis	6020B		1			825774	03/04/24 16:34	BWR	EET SAV
	Instrument ID:	ICPMSD								
Total/NA	Prep	7470A			50 mL	50 mL	825852	03/05/24 11:18	BCB	EET SAV
Total/NA	Analysis	7470A		1			825982	03/05/24 17:20	BJB	EET SAV
	Instrument ID:	QuickTrace2								
Total/NA	Analysis	2320B-2011		1			825907	03/05/24 00:55	PG	EET SAV
	Instrument ID:	MANTECH 2								
Total/NA	Analysis	2540C-2011		1	50 mL	200 mL	826067	03/06/24 10:46	PG	EET SAV
	Instrument ID:	NOEQUIP								
Total/NA	Analysis	410.4-1993 R2.0		1	2 mL	2 mL	827086	03/12/24 11:31	AF	EET SAV
	Instrument ID:	SPC7								
Total/NA	Prep	Distill/CN			6 mL	6 mL	825817	03/05/24 08:48	JAS	EET SAV
Total/NA	Analysis	4500 CN E-2011		1			825910	03/05/24 12:53	JAS	EET SAV
	Instrument ID:	SEAL 3								

Lab Chronicle

Client: Southern Company
Project/Site: Plant Scherer Surface Water

Job ID: 680-247418-1

Client Sample ID: SCH-SWA-3

Lab Sample ID: 680-247418-2

Date Collected: 02/29/24 12:10
Date Received: 03/02/24 09:41

Matrix: Water

Prep Type	Batch Type	Batch Method	Run	Dil Factor	Initial Amount	Final Amount	Batch Number	Prepared or Analyzed	Analyst	Lab
Total/NA	Analysis	5310 B-2011		1	40 mL	40 mL	826724	03/08/24 21:40	NVF	EET SAV

Client Sample ID: SCH-SWC-4

Lab Sample ID: 680-247418-3

Date Collected: 02/29/24 13:04
Date Received: 03/02/24 09:41

Matrix: Water

Prep Type	Batch Type	Batch Method	Run	Dil Factor	Initial Amount	Final Amount	Batch Number	Prepared or Analyzed	Analyst	Lab
Total/NA	Analysis	300.0		2			79273	03/07/24 00:42	BR	EET ORL
	Instrument ID:	IC_004								
Total Recoverable	Prep	3005A			25 mL	125 mL	825592	03/04/24 06:05	RR	EET SAV
Total Recoverable	Analysis	6020B		1			825774	03/04/24 16:31	BWR	EET SAV
	Instrument ID:	ICPMSD								
Total/NA	Prep	7470A			50 mL	50 mL	825852	03/05/24 11:18	BCB	EET SAV
Total/NA	Analysis	7470A		1			825982	03/05/24 17:24	BJB	EET SAV
	Instrument ID:	QuickTrace2								
Total/NA	Analysis	2320B-2011		1			825907	03/05/24 01:04	PG	EET SAV
	Instrument ID:	MANTECH 2								
Total/NA	Analysis	2540C-2011		1	50 mL	200 mL	826067	03/06/24 10:46	PG	EET SAV
	Instrument ID:	NOEQUIP								

Client Sample ID: SCH-SWC-6

Lab Sample ID: 680-247418-4

Date Collected: 02/29/24 10:55
Date Received: 03/02/24 09:41

Matrix: Water

Prep Type	Batch Type	Batch Method	Run	Dil Factor	Initial Amount	Final Amount	Batch Number	Prepared or Analyzed	Analyst	Lab
Total/NA	Analysis	300.0		1			79273	03/07/24 00:58	BR	EET ORL
	Instrument ID:	IC_004								
Total Recoverable	Prep	3005A			25 mL	125 mL	825592	03/04/24 06:05	RR	EET SAV
Total Recoverable	Analysis	6020B		1			825774	03/04/24 16:28	BWR	EET SAV
	Instrument ID:	ICPMSD								
Total/NA	Prep	7470A			50 mL	50 mL	825852	03/05/24 11:18	BCB	EET SAV
Total/NA	Analysis	7470A		1			825982	03/05/24 17:14	BJB	EET SAV
	Instrument ID:	QuickTrace2								
Total/NA	Analysis	2320B-2011		1			825907	03/05/24 02:09	PG	EET SAV
	Instrument ID:	MANTECH 2								
Total/NA	Analysis	2540C-2011		1	200 mL	200 mL	826067	03/06/24 10:46	PG	EET SAV
	Instrument ID:	NOEQUIP								

Client Sample ID: SCH-SWC-7

Lab Sample ID: 680-247418-5

Date Collected: 02/29/24 11:14
Date Received: 03/02/24 09:41

Matrix: Water

Prep Type	Batch Type	Batch Method	Run	Dil Factor	Initial Amount	Final Amount	Batch Number	Prepared or Analyzed	Analyst	Lab
Total/NA	Analysis	300.0		2			79726	03/08/24 19:11	YGS	EET ORL
	Instrument ID:	IC_002								

Lab Chronicle

Client: Southern Company
Project/Site: Plant Scherer Surface Water

Job ID: 680-247418-1

Client Sample ID: SCH-SWC-7

Lab Sample ID: 680-247418-5

Date Collected: 02/29/24 11:14
Date Received: 03/02/24 09:41

Matrix: Water

Prep Type	Batch Type	Batch Method	Run	Dil Factor	Initial Amount	Final Amount	Batch Number	Prepared or Analyzed	Analyst	Lab
Total Recoverable	Prep	3005A			25 mL	125 mL	825592	03/04/24 06:05	RR	EET SAV
Total Recoverable	Analysis	6020B		1			825774	03/04/24 16:26	BWR	EET SAV
	Instrument ID:	ICPMSD								
Total/NA	Prep	7470A			50 mL	50 mL	825852	03/05/24 11:18	BCB	EET SAV
Total/NA	Analysis	7470A		1			825982	03/05/24 17:18	BJB	EET SAV
	Instrument ID:	QuickTrace2								
Total/NA	Analysis	2320B-2011		1			825907	03/05/24 01:12	PG	EET SAV
	Instrument ID:	MANTECH 2								
Total/NA	Analysis	2540C-2011		1	50 mL	200 mL	826067	03/06/24 10:46	PG	EET SAV
	Instrument ID:	NOEQUIP								
Total/NA	Analysis	410.4-1993 R2.0		1	2 mL	2 mL	827086	03/12/24 11:31	AF	EET SAV
	Instrument ID:	SPC7								
Total/NA	Prep	Distill/CN			6 mL	6 mL	825817	03/05/24 08:48	JAS	EET SAV
Total/NA	Analysis	4500 CN E-2011		1			825910	03/05/24 12:59	JAS	EET SAV
	Instrument ID:	SEAL 3								
Total/NA	Analysis	5310 B-2011		1	40 mL	40 mL	826724	03/08/24 21:58	NVF	EET SAV
	Instrument ID:	TOC7								

Client Sample ID: SCH-SWC-8

Lab Sample ID: 680-247418-6

Date Collected: 02/29/24 12:38
Date Received: 03/02/24 09:41

Matrix: Water

Prep Type	Batch Type	Batch Method	Run	Dil Factor	Initial Amount	Final Amount	Batch Number	Prepared or Analyzed	Analyst	Lab
Total/NA	Analysis	300.0		2			79273	03/07/24 01:15	BR	EET ORL
	Instrument ID:	IC_004								
Total Recoverable	Prep	3005A			25 mL	125 mL	825592	03/04/24 06:05	RR	EET SAV
Total Recoverable	Analysis	6020B		1			825774	03/04/24 16:17	BWR	EET SAV
	Instrument ID:	ICPMSD								
Total/NA	Prep	7470A			50 mL	50 mL	825852	03/05/24 11:18	BCB	EET SAV
Total/NA	Analysis	7470A		1			825982	03/05/24 17:02	BJB	EET SAV
	Instrument ID:	QuickTrace2								
Total/NA	Analysis	2320B-2011		1			825907	03/04/24 23:16	PG	EET SAV
	Instrument ID:	MANTECH 2								
Total/NA	Analysis	2540C-2011		1	50 mL	200 mL	826067	03/06/24 10:46	PG	EET SAV
	Instrument ID:	NOEQUIP								

Laboratory References:

EET ORL = Eurofins Orlando, 481 Newburyport Avenue, Altamonte Springs, FL 32701, TEL (407)339-5984

EET SAV = Eurofins Savannah, 5102 LaRoche Avenue, Savannah, GA 31404, TEL (912)354-7858

Accreditation/Certification Summary

Client: Southern Company
Project/Site: Plant Scherer Surface Water

Job ID: 680-247418-1

Laboratory: Eurofins Savannah

The accreditations/certifications listed below are applicable to this report.

Authority	Program	Identification Number	Expiration Date
Florida	NELAP	E87052	06-30-24
Georgia	State	E87052	06-30-24

Laboratory: Eurofins Orlando

All accreditations/certifications held by this laboratory are listed. Not all accreditations/certifications are applicable to this report.

Authority	Program	Identification Number	Expiration Date
Alabama	State	42800	06-30-24
Arkansas (DW)	State	FL00091	06-30-24
Florida	NELAP	E83018	06-30-24
Georgia (DW)	State	C055	06-30-24
Louisiana (All)	NELAP	239316	06-30-24
Louisiana (DW)	State	LA039	05-24-24
Mississippi	State	MS00007	06-30-24
New Mexico	State	FL00091	06-30-24
North Carolina (DW)	State	12712	07-31-24
Oklahoma	State	2308	08-31-24
Tennessee	State	TN04930	06-30-24
Texas	NELAP	T104704571	02-28-25
Washington	State	C1089	10-19-24

Method Summary

Client: Southern Company
Project/Site: Plant Scherer Surface Water

Job ID: 680-247418-1

Method	Method Description	Protocol	Laboratory
300.0	Anions, Ion Chromatography	EPA	EET ORL
6020B	Metals (ICP/MS)	SW846	EET SAV
7470A	Mercury (CVAA)	SW846	EET SAV
2320B-2011	Alkalinity, Total	SM	EET SAV
2540C-2011	Total Dissolved Solids (Dried at 180 °C)	SM	EET SAV
410.4-1993 R2.0	COD	MCAWW	EET SAV
4500 CN E-2011	Cyanide, Total: Colorimetric Method	SM	EET SAV
5310 B-2011	Organic Carbon, Total (TOC)	SM	EET SAV
3005A	Preparation, Total Recoverable or Dissolved Metals	SW846	EET SAV
7470A	Preparation, Mercury	SW846	EET SAV
Distill/CN	Distillation, Cyanide	None	EET SAV

Protocol References:

EPA = US Environmental Protection Agency

MCAWW = "Methods For Chemical Analysis Of Water And Wastes", EPA-600/4-79-020, March 1983 And Subsequent Revisions.

None = None

SM = "Standard Methods For The Examination Of Water And Wastewater"

SW846 = "Test Methods For Evaluating Solid Waste, Physical/Chemical Methods", Third Edition, November 1986 And Its Updates.

Laboratory References:

EET ORL = Eurofins Orlando, 481 Newburyport Avenue, Altamonte Springs, FL 32701, TEL (407)339-5984

EET SAV = Eurofins Savannah, 5102 LaRoche Avenue, Savannah, GA 31404, TEL (912)354-7858

Eurofins Savannah
5102 LaRoche Avenue
Savannah, GA 31404
Phone (912) 354-7858 Phone (912) 352-0165

Chain of Custody Record

244- ATLANTA

eurofins Environment Testing

Client Information	Sampler(s): Mark Mann	Lab PM / Phone: David Fuller / 770-344-8986	Carrier Tracking No(s):	COC No:
Client Contact: Joju Abraham	Site-Project Manager / Phone: Dawn Prell / 248-536-5445	E-Mail: David.Fuller@et.eurofinsus.com	State of Origin: GA	Page: Page 1 of 1
Company: Southern Company				Job #:
Address: 241 Ralph McGill Blvd SE B10185	Due Date Requested:			
City: Atlanta	TAT Requested (days): 2 weeks			
State, Zip: GA, 30308	Compliance Project: Δ Yes Δ No			
Phone:	Lab Project #: (DO NOT REMOVE) 68027798			
Email: JAbraham@southernco.com	Lab PO #: GPC82130-0006 / PO Line #3 & #4			
Project Name: Plant Scherer Surface Water	Project #:			
Site:				

Analysis Requested

Preservation Codes:
A - HCL, B - NaOH, C - Zn Acetate, D - Nitric Acid, E - NaHSO4, F - MeOH, G - Amchlor, H - Ascorbic Acid, I - Ice, J - DI Water, K - EDTA, L - EDA
M - Hexane, N - None, O - AsNaO2, P - Na2O4S, Q - Na2SO3, R - Na2S2O3, S - H2SO4, T - TSP Dodecahydrate, U - Acetone, V - MCAA, W - pH 4-5, Y - Trizma, Z - other (specify)
Other:

Task_Code: SCH-CSURF-ASSMT-2024S1

Special Instructions/Notes:

Sample Identification	Sample Date	Sample Time	Sample Type (C=comp, G=grab)	Matrix (W=water, S=solid, O=waste/oil, BT=Tissue, A=Air)	Field Filtered Sample (Yes or No)	Perform MS/MSD (Yes or No)	300_ORGFM_28D - Chloride, Fluoride, Sulfate	2540C - Solids, Total Dissolved (TDS)	6020B - App III, State (15) Metals + Cations (Mg, K, Na)	7470A - Mercury	2320B - Alkalinity, Total, Carb/Bicarb	410.4 - Chemical Oxygen Demand	4500_CN_E - Cyanide, Total	5310C - TOC						Total Number of containers	Special Instructions/Notes:
			Preservation Code:		X	X	N	N	D	D	N	S	B	S						X	
SCH-SWA-1	2/29/24	9:06	G	WS	N	N	X	X	X	X	X	X	X	X						8	
SCH-SWA-3	2/29/24	12:10	G	WS	N	N	X	X	X	X	X	X	X	X						8	
SCH-SWC-4	2/29/24	13:04	G	WS	N	N	X	X	X	X	X									4	
SCH-SWC-6	2/29/24	10:55	G	WS	N	N	X	X	X	X	X									4	
SCH-SWC-7	2/29/24	11:14	G	WS	N	N	X	X	X	X	X	X	X	X						8	
SCH-SWC-8	2/29/24	12:38	G	WS	N	N	X	X	X	X	X									4	

680-247418 Chain of Custody

Possible Hazard Identification
☐ Non-Hazard ☐ Flammable ☐ Skin Irritant Poison B ☐ Unknown ☐ Radiological

Sample Disposal (A fee may be assessed if sa
☐ Return To Client ☐ Disposal By Lab _____ Months

Deliverable Requested: I, II, III, IV, Other (specify)

Special Instructions/QC Requirements:

Empty Kit Relinquished by:	Date:	Time:	Method of Shipment:

Relinquished by:	Date/Time:	Company	Received by:	Date/Time:	Company
MARK MANN	03/01/24 1443	WSP		3/1/24 1443	Carot
	3/1/24 1600	Carot			
				3/2/24 0941	

Custody Seals Intact: Δ Yes Δ No
Custody Seal No.:
Cooler Temperature(s) °C and Other Remarks: 2.4/2.4

Ver: 01/16/2019 3/12/2024

Eurofins Savannah
5102 LaRoche Avenue
Savannah, GA 31404
Phone: 912-354-7858 Fax: 912-352-0165

Chain of Custody Record

eurofins | Environment Testing

Client Information (Sub Contract Lab)	Sampler:	Lab PM: Fuller, David	Carrier Tracking No(s):	COC No: 680-765327.1
Client Contact: Shipping/Receiving	Phone:	E-Mail: David.Fuller@et.eurofinsus.com	State of Origin: Georgia	Page: Page 1 of 1
Company: Eurofins Environment Testing Southeast,		Accreditations Required (See note): NELAP - Florida; State - Georgia		Job #: 680-247418-1
Address: 481 Newburyport Avenue,	Due Date Requested: 3/14/2024			
City: Altamonte Springs	TAT Requested (days):			
State, Zip: FL, 32701				
Phone: 407-339-5984(Tel) 407-260-6110(Fax)	PO #:			
Email:	WO #:			
Project Name: Plant Scherer Surface Water	Project #: 68027798			
Site:	SSOW#:			

Analysis Requested

Preservation Codes:
A - HCL
B - NaOH
C - Zn Acetate
D - Nitric Acid
E - NaHSO4
F - MeOH
G - Amchlor
H - Ascorbic Acid
I - Ice
J - DI Water
K - EDTA
L - EDA
M - Hexane
N - None
O - AsNaO2
P - Na2O4S
Q - Na2SO3
R - Na2S2O3
S - H2SO4
T - TSP Dodecahydrate
U - Acetone
V - MCAA
W - pH 4-5
Y - Trizma
Z - other (specify)
Other:

Sample Identification - Client ID (Lab ID)	Sample Date	Sample Time	Sample Type (C=comp, G=grab)	Matrix (W=water, S=solid, O=waste/oil, BT=Tissue, A=Air)	Field Filtered Sample (Yes or No)	Perform MS/MSD (Yes or No)	300_ORGFM_28D/ Chloride Fluoride Sulfate	Total Number of containers	Special Instructions/Note:
			Preservation Code:						
SCH-SWC-4 (680-247418-3)	2/29/24	13:04 Eastern		Water			X	1	
SCH-SWC-6 (680-247418-4)	2/29/24	10:55 Eastern		Water			X	1	
SCH-SWC-8 (680-247418-6)	2/29/24	12:38 Eastern		Water			X	1	

Note: Since laboratory accreditations are subject to change, Eurofins Environment Testing Southeast, LLC places the ownership of method, analyte & accreditation compliance upon our subcontract laboratories. This sample shipment is forwarded under chain-of-custody. If the laboratory does not currently maintain accreditation in the State of Origin listed above for analysis/tests/matrix being analyzed, the samples must be shipped back to the Eurofins Environment Testing Southeast, LLC laboratory or other instructions will be provided. Any changes to accreditation status should be brought to Eurofins Environment Testing Southeast, LLC attention immediately. If all requested accreditations are current to date, return the signed Chain of Custody attesting to said compliance to Eurofins Environment Testing Southeast, LLC.

Possible Hazard Identification *Unconfirmed*	***Sample Disposal (A fee may be assessed if samples are retained longer than 1 month)*** ☐ *Return To Client* ☐ *Disposal By Lab* ☐ *Archive For* _____ *Months*
Deliverable Requested: I, II, III, IV, Other (specify) Primary Deliverable Rank: 2	Special Instructions/QC Requirements:

Empty Kit Relinquished by:	**Date:**	**Time:**	**Method of Shipment:**

Relinquished by:	Date/Time:	Company	Received by: BB	Date/Time: 3/6 9/5	Company
Relinquished by:	Date/Time:	Company	Received by:	Date/Time:	Company
Relinquished by:	Date/Time:	Company	Received by:	Date/Time:	Company

Custody Seals Intact: Δ Yes Δ No	Custody Seal No.:	Cooler Temperature(s) °C and Other Remarks: 1.1

Eurofins Savannah
5102 LaRoche Avenue
Savannah, GA 31404
Phone: 912-354-7858 Fax: 912-352-0165

Chain of Custody Record

eurofins | Environment Testing

Client Information (Sub Contract Lab)	Sampler:	Lab PM: Fuller, David	Carrier Tracking No(s):	COC No: 680-765559.1
Client Contact: Shipping/Receiving	Phone:	E-Mail: David.Fuller@et.eurofinsus.com	State of Origin: Georgia	Page: Page 1 of 1
Company: Eurofins Environment Testing Southeast,		Accreditations Required (See note): NELAP - Florida; State - Georgia		Job #: 680-247418-1
Address: 481 Newburyport Avenue, ,	Due Date Requested: 3/14/2024			
City: Altamonte Springs	TAT Requested (days):			
State, Zip: FL, 32701				
Phone: 407-339-5984(Tel) 407-260-6110(Fax)	PO #:			
Email:	WO #:			
Project Name: Plant Scherer Surface Water	Project #: 68027798			
Site:	SSOW#:			

Analysis Requested

Preservation Codes:

A - HCL
B - NaOH
C - Zn Acetate
D - Nitric Acid
E - NaHSO4
F - MeOH
G - Amchlor
H - Ascorbic Acid
I - Ice
J - DI Water
K - EDTA
L - EDA
M - Hexane
N - None
O - AsNaO2
P - Na2O4S
Q - Na2SO3
R - Na2S2O3
S - H2SO4
T - TSP Dodecahydrate
U - Acetone
V - MCAA
W - pH 4-5
Y - Trizma
Z - other (specify)

Other:

Sample Identification - Client ID (Lab ID)	Sample Date	Sample Time	Sample Type (C=comp, G=grab)	Matrix (W=water, S=solid, O=waste/oil, BT=Tissue, A=Air)	Field Filtered Sample (Yes or No)	Perform MS/MSD (Yes or No)	300_ORGFM_28D/ Chloride Fluoride Sulfate	Total Number of containers	Special Instructions/Note:
			Preservation Code:						
SCH-SWA-1 (680-247418-1)	2/29/24	09:06 Eastern		Water			X	1	
SCH-SWA-3 (680-247418-2)	2/29/24	12:10 Eastern		Water			X	1	
SCH-SWC-7 (680-247418-5)	2/29/24	11:14 Eastern		Water			X	1	

Note: Since laboratory accreditations are subject to change, Eurofins Environment Testing Southeast, LLC places the ownership of method, analyte & accreditation compliance upon our subcontract laboratories. This sample shipment is forwarded under chain-of-custody. If the laboratory does not currently maintain accreditation in the State of Origin listed above for analysis/tests/matrix being analyzed, the samples must be shipped back to the Eurofins Environment Testing Southeast, LLC laboratory or other instructions will be provided. Any changes to accreditation status should be brought to Eurofins Environment Testing Southeast, LLC attention immediately. If all requested accreditations are current to date, return the signed Chain of Custody attesting to said compliance to Eurofins Environment Testing Southeast, LLC.

Possible Hazard Identification *Unconfirmed*	***Sample Disposal (A fee may be assessed if samples are retained longer than 1 month)*** ☐ *Return To Client* ☐ *Disposal By Lab* ☐ *Archive For* _____ *Months*
Deliverable Requested: I, II, III, IV, Other (specify) Primary Deliverable Rank: 2	Special Instructions/QC Requirements:

Empty Kit Relinquished by:	Date:		Time:		Method of Shipment:	
Relinquished by:	Date/Time: 3/7/24 1800	Company	Received by:		Date/Time: 3.8.24 0920	Company
Relinquished by:	Date/Time:	Company	Received by:		Date/Time:	Company
Relinquished by:	Date/Time:	Company	Received by:		Date/Time:	Company
Custody Seals Intact: Δ Yes Δ No	Custody Seal No.:		Cooler Temperature(s) °C and Other Remarks: 2.2 12.2			

Login Sample Receipt Checklist

Client: Southern Company

Job Number: 680-247418-1

Login Number: 247418

List Source: Eurofins Savannah

List Number: 1

Creator: Stewart, Rendaisha

Question	Answer	Comment
Radioactivity wasn't checked or is </= background as measured by a survey meter.	N/A	
The cooler's custody seal, if present, is intact.	True	
Sample custody seals, if present, are intact.	True	
The cooler or samples do not appear to have been compromised or tampered with.	True	
Samples were received on ice.	True	
Cooler Temperature is acceptable.	True	
Cooler Temperature is recorded.	True	
COC is present.	True	
COC is filled out in ink and legible.	True	
COC is filled out with all pertinent information.	True	
Is the Field Sampler's name present on COC?	True	
There are no discrepancies between the containers received and the COC.	True	
Samples are received within Holding Time (excluding tests with immediate HTs)	True	
Sample containers have legible labels.	True	
Containers are not broken or leaking.	True	
Sample collection date/times are provided.	True	
Appropriate sample containers are used.	True	
Sample bottles are completely filled.	True	
Sample Preservation Verified.	N/A	
There is sufficient vol. for all requested analyses, incl. any requested MS/MSDs	True	
Containers requiring zero headspace have no headspace or bubble is <6mm (1/4").	N/A	
Multiphasic samples are not present.	True	
Samples do not require splitting or compositing.	True	
Residual Chlorine Checked.	N/A	

Login Sample Receipt Checklist

Client: Southern Company

Job Number: 680-247418-1

Login Number: 247418
List Number: 2
Creator: Beck, Brent

List Source: Eurofins Orlando
List Creation: 03/06/24 09:54 AM

Question	Answer	Comment
Radioactivity wasn't checked or is </= background as measured by a survey meter.	N/A	
The cooler's custody seal, if present, is intact.	True	
Sample custody seals, if present, are intact.	True	
The cooler or samples do not appear to have been compromised or tampered with.	True	
Samples were received on ice.	True	
Cooler Temperature is acceptable.	True	
Cooler Temperature is recorded.	True	
COC is present.	True	
COC is filled out in ink and legible.	True	
COC is filled out with all pertinent information.	True	
Is the Field Sampler's name present on COC?	True	
There are no discrepancies between the containers received and the COC.	True	
Samples are received within Holding Time (excluding tests with immediate HTs)	True	
Sample containers have legible labels.	True	
Containers are not broken or leaking.	True	
Sample collection date/times are provided.	True	
Appropriate sample containers are used.	True	
Sample bottles are completely filled.	True	
Sample Preservation Verified.	True	
There is sufficient vol. for all requested analyses, incl. any requested MS/MSDs	True	
Containers requiring zero headspace have no headspace or bubble is <6mm (1/4").	True	
Multiphasic samples are not present.	True	
Samples do not require splitting or compositing.	True	
Residual Chlorine Checked.	N/A	

Login Sample Receipt Checklist

Client: Southern Company

Job Number: 680-247418-1

Login Number: 247418
List Number: 3
Creator: Beck, Brent

List Source: Eurofins Orlando
List Creation: 03/08/24 10:30 AM

Question	Answer	Comment
Radioactivity wasn't checked or is </= background as measured by a survey meter.	N/A	
The cooler's custody seal, if present, is intact.	True	
Sample custody seals, if present, are intact.	True	
The cooler or samples do not appear to have been compromised or tampered with.	True	
Samples were received on ice.	True	
Cooler Temperature is acceptable.	True	
Cooler Temperature is recorded.	True	
COC is present.	True	
COC is filled out in ink and legible.	True	
COC is filled out with all pertinent information.	True	
Is the Field Sampler's name present on COC?	True	
There are no discrepancies between the containers received and the COC.	True	
Samples are received within Holding Time (excluding tests with immediate HTs)	True	
Sample containers have legible labels.	True	
Containers are not broken or leaking.	True	
Sample collection date/times are provided.	True	
Appropriate sample containers are used.	True	
Sample bottles are completely filled.	True	
Sample Preservation Verified.	True	
There is sufficient vol. for all requested analyses, incl. any requested MS/MSDs	True	
Containers requiring zero headspace have no headspace or bubble is <6mm (1/4").	True	
Multiphasic samples are not present.	True	
Samples do not require splitting or compositing.	True	
Residual Chlorine Checked.	N/A	

eurofins | Environment Testing

ANALYTICAL REPORT

PREPARED FOR

Attn: Joju Abraham
Southern Company
241 Ralph McGill Blvd SE
B10185
Atlanta, Georgia 30308

Generated 3/7/2024 8:59:40 AM

JOB DESCRIPTION

CCR - Plant Scherer Effluent

JOB NUMBER

680-247420-1

Eurofins Savannah
5102 LaRoche Avenue
Savannah GA 31404

See page two for job notes and contact information.

my EOL

Eurofins Savannah

Job Notes

This report may not be reproduced except in full, and with written approval from the laboratory. The results relate only to the samples tested. For questions please contact the Project Manager at the e-mail address or telephone number listed on this page.

The test results in this report relate only to the samples as received by the laboratory and will meet all requirements of the methodology, with any exceptions noted. This report shall not be reproduced except in full, without the express written approval of the laboratory. All questions should be directed to the Eurofins Environment Testing Southeast, LLC Project Manager.

Authorization

Generated
3/7/2024 8:59:40 AM

Authorized for release by
David Fuller, Project Manager
David.Fuller@et.eurofinsus.com
(770)344-8986

Definitions/Glossary

Client: Southern Company
Project/Site: CCR - Plant Scherer Effluent

Job ID: 680-247420-1

Qualifiers

Metals

Qualifier	Qualifier Description
J	Result is less than the RL but greater than or equal to the MDL and the concentration is an approximate value.

Glossary

Abbreviation	These commonly used abbreviations may or may not be present in this report.
¤	Listed under the "D" column to designate that the result is reported on a dry weight basis
%R	Percent Recovery
CFL	Contains Free Liquid
CFU	Colony Forming Unit
CNF	Contains No Free Liquid
DER	Duplicate Error Ratio (normalized absolute difference)
Dil Fac	Dilution Factor
DL	Detection Limit (DoD/DOE)
DL, RA, RE, IN	Indicates a Dilution, Re-analysis, Re-extraction, or additional Initial metals/anion analysis of the sample
DLC	Decision Level Concentration (Radiochemistry)
EDL	Estimated Detection Limit (Dioxin)
LOD	Limit of Detection (DoD/DOE)
LOQ	Limit of Quantitation (DoD/DOE)
MCL	EPA recommended "Maximum Contaminant Level"
MDA	Minimum Detectable Activity (Radiochemistry)
MDC	Minimum Detectable Concentration (Radiochemistry)
MDL	Method Detection Limit
ML	Minimum Level (Dioxin)
MPN	Most Probable Number
MQL	Method Quantitation Limit
NC	Not Calculated
ND	Not Detected at the reporting limit (or MDL or EDL if shown)
NEG	Negative / Absent
POS	Positive / Present
PQL	Practical Quantitation Limit
PRES	Presumptive
QC	Quality Control
RER	Relative Error Ratio (Radiochemistry)
RL	Reporting Limit or Requested Limit (Radiochemistry)
RPD	Relative Percent Difference, a measure of the relative difference between two points
TEF	Toxicity Equivalent Factor (Dioxin)
TEQ	Toxicity Equivalent Quotient (Dioxin)
TNTC	Too Numerous To Count

Sample Summary

Client: Southern Company
Project/Site: CCR - Plant Scherer Effluent

Job ID: 680-247420-1

Lab Sample ID	Client Sample ID	Matrix	Collected	Received
680-247420-1	SCH-FGD-EFFLUENT	Water	02/29/24 09:40	03/02/24 09:41

Job Narrative
680-247420-1

Analytical test results meet all requirements of the associated regulatory program listed on the Accreditation/Certification Summary Page unless otherwise noted under the individual analysis. Data qualifiers are applied to indicate exceptions. Noncompliant quality control (QC) is further explained in narrative comments.

- Matrix QC may not be reported if insufficient sample or site-specific QC samples were not submitted. In these situations, to demonstrate precision and accuracy at a batch level, a LCS/LCSD may be performed, unless otherwise specified in the method.
- Surrogate and/or isotope dilution analyte recoveries (if applicable) which are outside of the QC window are confirmed unless attributed to a dilution or otherwise noted in the narrative.

Receipt
The sample was received on 3/2/2024 9:41 AM. Unless otherwise noted below, the sample arrived in good condition, and, where required, properly preserved and on ice. The temperature of the cooler at receipt time was 2.4°C.

Receipt Exceptions
The Client Sample ID and matrix, listed on the Chain of Custody (COC) for this submittal, did not match the updated EQuIS database ID and matrix designation. Per client request, it was changed to SCH-FGD-EFFLUENT and WL.

Metals
No additional analytical or quality issues were noted, other than those described above or in the Definitions/ Glossary page.

Client Sample Results

Client: Southern Company
Project/Site: CCR - Plant Scherer Effluent

Job ID: 680-247420-1

Client Sample ID: SCH-FGD-EFFLUENT

Lab Sample ID: 680-247420-1

Date Collected: 02/29/24 09:40
Date Received: 03/02/24 09:41

Matrix: Water

Method: SW846 6020B - Metals (ICP/MS) - Total Recoverable

Analyte	Result	Qualifier	RL	MDL	Unit	D	Prepared	Analyzed	Dil Fac
Antimony	0.00067	J	0.0020	0.00034	mg/L		03/04/24 06:05	03/04/24 16:14	1
Arsenic	0.0068		0.0010	0.00086	mg/L		03/04/24 06:05	03/04/24 16:14	1
Barium	0.034		0.010	0.00089	mg/L		03/04/24 06:05	03/04/24 16:14	1
Beryllium	0.00020	J	0.0025	0.00020	mg/L		03/04/24 06:05	03/04/24 16:14	1
Cadmium	0.015		0.0025	0.000078	mg/L		03/04/24 06:05	03/04/24 16:14	1
Chromium	0.042		0.0020	0.0012	mg/L		03/04/24 06:05	03/04/24 16:14	1
Cobalt	0.0052		0.0025	0.00022	mg/L		03/04/24 06:05	03/04/24 16:14	1
Copper	0.020		0.0020	0.0011	mg/L		03/04/24 06:05	03/04/24 16:14	1
Lead	0.0041		0.0010	0.00021	mg/L		03/04/24 06:05	03/04/24 16:14	1
Nickel	0.095		0.0010	0.00042	mg/L		03/04/24 06:05	03/04/24 16:14	1
Selenium	0.015		0.0050	0.00099	mg/L		03/04/24 06:05	03/04/24 16:14	1
Silver	<0.00039		0.0010	0.00039	mg/L		03/04/24 06:05	03/04/24 16:14	1
Thallium	<0.00026		0.0010	0.00026	mg/L		03/04/24 06:05	03/04/24 16:14	1
Vanadium	0.017		0.0020	0.00063	mg/L		03/04/24 06:05	03/04/24 16:14	1
Zinc	0.56		0.0050	0.0028	mg/L		03/04/24 06:05	03/04/24 16:14	1

Method: SW846 7470A - Mercury (CVAA)

Analyte	Result	Qualifier	RL	MDL	Unit	D	Prepared	Analyzed	Dil Fac
Mercury	0.0086		0.0010	0.00040	mg/L		03/05/24 11:18	03/06/24 08:43	5

QC Sample Results

Client: Southern Company
Project/Site: CCR - Plant Scherer Effluent

Job ID: 680-247420-1

Method: 6020B - Metals (ICP/MS)

Lab Sample ID: MB 680-825592/1-A
Matrix: Water
Analysis Batch: 825774

Client Sample ID: Method Blank
Prep Type: Total Recoverable
Prep Batch: 825592

Analyte	MB Result	MB Qualifier	RL	MDL	Unit	D	Prepared	Analyzed	Dil Fac
Antimony	<0.00034		0.0020	0.00034	mg/L		03/04/24 06:05	03/04/24 15:17	1
Arsenic	<0.00086		0.0010	0.00086	mg/L		03/04/24 06:05	03/04/24 15:17	1
Barium	<0.00089		0.010	0.00089	mg/L		03/04/24 06:05	03/04/24 15:17	1
Beryllium	<0.00020		0.0025	0.00020	mg/L		03/04/24 06:05	03/04/24 15:17	1
Cadmium	<0.000078		0.0025	0.000078	mg/L		03/04/24 06:05	03/04/24 15:17	1
Chromium	<0.0012		0.0020	0.0012	mg/L		03/04/24 06:05	03/04/24 15:17	1
Cobalt	<0.00022		0.0025	0.00022	mg/L		03/04/24 06:05	03/04/24 15:17	1
Copper	<0.0011		0.0020	0.0011	mg/L		03/04/24 06:05	03/04/24 15:17	1
Lead	<0.00021		0.0010	0.00021	mg/L		03/04/24 06:05	03/04/24 15:17	1
Nickel	<0.00042		0.0010	0.00042	mg/L		03/04/24 06:05	03/04/24 15:17	1
Selenium	<0.00099		0.0050	0.00099	mg/L		03/04/24 06:05	03/04/24 15:17	1
Silver	<0.00039		0.0010	0.00039	mg/L		03/04/24 06:05	03/04/24 15:17	1
Thallium	<0.00026		0.0010	0.00026	mg/L		03/04/24 06:05	03/04/24 15:17	1
Vanadium	<0.00063		0.0020	0.00063	mg/L		03/04/24 06:05	03/04/24 15:17	1
Zinc	<0.0028		0.0050	0.0028	mg/L		03/04/24 06:05	03/04/24 15:17	1

Lab Sample ID: LCS 680-825592/2-A
Matrix: Water
Analysis Batch: 825774

Client Sample ID: Lab Control Sample
Prep Type: Total Recoverable
Prep Batch: 825592

Analyte	Spike Added	LCS Result	LCS Qualifier	Unit	D	%Rec	%Rec Limits
Antimony	0.0500	0.0512		mg/L		102	80 - 120
Arsenic	0.100	0.100		mg/L		100	80 - 120
Barium	0.100	0.101		mg/L		101	80 - 120
Beryllium	0.0500	0.0531		mg/L		106	80 - 120
Cadmium	0.0500	0.0524		mg/L		105	80 - 120
Chromium	0.100	0.101		mg/L		100	80 - 120
Cobalt	0.0500	0.0529		mg/L		106	80 - 120
Copper	0.101	0.109		mg/L		108	80 - 120
Lead	0.500	0.489		mg/L		98	80 - 120
Nickel	0.100	0.105		mg/L		105	80 - 120
Selenium	0.100	0.0942		mg/L		94	80 - 120
Silver	0.0500	0.0516		mg/L		103	80 - 120
Thallium	0.0500	0.0520		mg/L		104	80 - 120
Vanadium	0.100	0.106		mg/L		106	80 - 120
Zinc	0.0505	0.0506		mg/L		100	80 - 120

Lab Sample ID: 680-247427-B-17-B MS
Matrix: Water
Analysis Batch: 825774

Client Sample ID: Matrix Spike
Prep Type: Total Recoverable
Prep Batch: 825592

Analyte	Sample Result	Sample Qualifier	Spike Added	MS Result	MS Qualifier	Unit	D	%Rec	%Rec Limits
Antimony	<0.00034		0.0500	0.0514		mg/L		103	75 - 125
Arsenic	<0.00086		0.100	0.0968		mg/L		97	75 - 125
Barium	0.048		0.100	0.154		mg/L		106	75 - 125
Beryllium	<0.00020		0.0500	0.0524		mg/L		105	75 - 125
Cadmium	<0.000078		0.0500	0.0489		mg/L		98	75 - 125
Chromium	0.014		0.100	0.117		mg/L		103	75 - 125
Cobalt	<0.00022		0.0500	0.0525		mg/L		105	75 - 125

Method: 6020B - Metals (ICP/MS) (Continued)

Lab Sample ID: 680-247427-B-17-B MS
Matrix: Water
Analysis Batch: 825774

Client Sample ID: Matrix Spike
Prep Type: Total Recoverable
Prep Batch: 825592

Analyte	Sample Result	Sample Qualifier	Spike Added	MS Result	MS Qualifier	Unit	D	%Rec	%Rec Limits
Copper	<0.0011		0.101	0.109		mg/L		108	75 - 125
Lead	0.00028	J	0.500	0.484		mg/L		97	75 - 125
Nickel	0.00096	J	0.100	0.103		mg/L		102	75 - 125
Selenium	<0.00099		0.100	0.0916		mg/L		92	75 - 125
Silver	<0.00039		0.0500	0.0509		mg/L		102	75 - 125
Thallium	<0.00026		0.0500	0.0533		mg/L		107	75 - 125
Vanadium	0.018		0.100	0.121		mg/L		103	75 - 125
Zinc	0.0040	J	0.0505	0.0495		mg/L		90	75 - 125

Lab Sample ID: 680-247427-B-17-C MSD
Matrix: Water
Analysis Batch: 825774

Client Sample ID: Matrix Spike Duplicate
Prep Type: Total Recoverable
Prep Batch: 825592

Analyte	Sample Result	Sample Qualifier	Spike Added	MSD Result	MSD Qualifier	Unit	D	%Rec	%Rec Limits	RPD	RPD Limit
Antimony	<0.00034		0.0500	0.0509		mg/L		102	75 - 125	1	20
Arsenic	<0.00086		0.100	0.0984		mg/L		98	75 - 125	2	20
Barium	0.048		0.100	0.147		mg/L		99	75 - 125	4	20
Beryllium	<0.00020		0.0500	0.0523		mg/L		105	75 - 125	0	20
Cadmium	<0.000078		0.0500	0.0524		mg/L		105	75 - 125	7	20
Chromium	0.014		0.100	0.117		mg/L		103	75 - 125	0	20
Cobalt	<0.00022		0.0500	0.0522		mg/L		104	75 - 125	1	20
Copper	<0.0011		0.101	0.109		mg/L		108	75 - 125	0	20
Lead	0.00028	J	0.500	0.483		mg/L		97	75 - 125	0	20
Nickel	0.00096	J	0.100	0.103		mg/L		102	75 - 125	0	20
Selenium	<0.00099		0.100	0.0934		mg/L		93	75 - 125	2	20
Silver	<0.00039		0.0500	0.0520		mg/L		104	75 - 125	2	20
Thallium	<0.00026		0.0500	0.0521		mg/L		104	75 - 125	2	20
Vanadium	0.018		0.100	0.123		mg/L		105	75 - 125	2	20
Zinc	0.0040	J	0.0505	0.0510		mg/L		93	75 - 125	3	20

Method: 7470A - Mercury (CVAA)

Lab Sample ID: MB 680-825852/1-A
Matrix: Water
Analysis Batch: 825982

Client Sample ID: Method Blank
Prep Type: Total/NA
Prep Batch: 825852

Analyte	MB Result	MB Qualifier	RL	MDL	Unit	D	Prepared	Analyzed	Dil Fac
Mercury	<0.000080		0.00020	0.000080	mg/L		03/05/24 11:18	03/05/24 16:58	1

Lab Sample ID: LCS 680-825852/2-A
Matrix: Water
Analysis Batch: 825982

Client Sample ID: Lab Control Sample
Prep Type: Total/NA
Prep Batch: 825852

Analyte	Spike Added	LCS Result	LCS Qualifier	Unit	D	%Rec	%Rec Limits
Mercury	0.00250	0.00252		mg/L		101	80 - 120

Method: 7470A - Mercury (CVAA) (Continued)

Lab Sample ID: 680-247418-B-6-D MS
Matrix: Water
Analysis Batch: 825982

Client Sample ID: Matrix Spike
Prep Type: Total/NA
Prep Batch: 825852

Analyte	Sample Result	Sample Qualifier	Spike Added	MS Result	MS Qualifier	Unit	D	%Rec	%Rec Limits		
Mercury	<0.000080		0.00100	0.000980		mg/L		98	80 - 120		

Lab Sample ID: 680-247418-B-6-E MSD
Matrix: Water
Analysis Batch: 825982

Client Sample ID: Matrix Spike Duplicate
Prep Type: Total/NA
Prep Batch: 825852

Analyte	Sample Result	Sample Qualifier	Spike Added	MSD Result	MSD Qualifier	Unit	D	%Rec	%Rec Limits	RPD	RPD Limit
Mercury	<0.000080		0.00100	0.000979		mg/L		98	80 - 120	0	20

QC Association Summary

Client: Southern Company
Project/Site: CCR - Plant Scherer Effluent

Job ID: 680-247420-1

Metals

Prep Batch: 825592

Lab Sample ID	Client Sample ID	Prep Type	Matrix	Method	Prep Batch
680-247420-1	SCH-FGD-EFFLUENT	Total Recoverable	Water	3005A	
MB 680-825592/1-A	Method Blank	Total Recoverable	Water	3005A	
LCS 680-825592/2-A	Lab Control Sample	Total Recoverable	Water	3005A	
680-247427-B-17-B MS	Matrix Spike	Total Recoverable	Water	3005A	
680-247427-B-17-C MSD	Matrix Spike Duplicate	Total Recoverable	Water	3005A	

Analysis Batch: 825774

Lab Sample ID	Client Sample ID	Prep Type	Matrix	Method	Prep Batch
680-247420-1	SCH-FGD-EFFLUENT	Total Recoverable	Water	6020B	825592
MB 680-825592/1-A	Method Blank	Total Recoverable	Water	6020B	825592
LCS 680-825592/2-A	Lab Control Sample	Total Recoverable	Water	6020B	825592
680-247427-B-17-B MS	Matrix Spike	Total Recoverable	Water	6020B	825592
680-247427-B-17-C MSD	Matrix Spike Duplicate	Total Recoverable	Water	6020B	825592

Prep Batch: 825852

Lab Sample ID	Client Sample ID	Prep Type	Matrix	Method	Prep Batch
680-247420-1	SCH-FGD-EFFLUENT	Total/NA	Water	7470A	
MB 680-825852/1-A	Method Blank	Total/NA	Water	7470A	
LCS 680-825852/2-A	Lab Control Sample	Total/NA	Water	7470A	
680-247418-B-6-D MS	Matrix Spike	Total/NA	Water	7470A	
680-247418-B-6-E MSD	Matrix Spike Duplicate	Total/NA	Water	7470A	

Analysis Batch: 825982

Lab Sample ID	Client Sample ID	Prep Type	Matrix	Method	Prep Batch
MB 680-825852/1-A	Method Blank	Total/NA	Water	7470A	825852
LCS 680-825852/2-A	Lab Control Sample	Total/NA	Water	7470A	825852
680-247418-B-6-D MS	Matrix Spike	Total/NA	Water	7470A	825852
680-247418-B-6-E MSD	Matrix Spike Duplicate	Total/NA	Water	7470A	825852

Analysis Batch: 826126

Lab Sample ID	Client Sample ID	Prep Type	Matrix	Method	Prep Batch
680-247420-1	SCH-FGD-EFFLUENT	Total/NA	Water	7470A	825852

Lab Chronicle

Client: Southern Company
Project/Site: CCR - Plant Scherer Effluent

Job ID: 680-247420-1

Client Sample ID: SCH-FGD-EFFLUENT

Date Collected: 02/29/24 09:40
Date Received: 03/02/24 09:41

Lab Sample ID: 680-247420-1

Matrix: Water

Prep Type	Batch Type	Batch Method	Run	Dil Factor	Initial Amount	Final Amount	Batch Number	Prepared or Analyzed	Analyst	Lab
Total Recoverable	Prep	3005A			25 mL	125 mL	825592	03/04/24 06:05	RR	EET SAV
Total Recoverable	Analysis	6020B		1			825774	03/04/24 16:14	BWR	EET SAV
	Instrument ID:	ICPMSD								
Total/NA	Prep	7470A			50 mL	50 mL	825852	03/05/24 11:18	BCB	EET SAV
Total/NA	Analysis	7470A		5			826126	03/06/24 08:43	BJB	EET SAV
	Instrument ID:	QuickTrace2								

Laboratory References:

EET SAV = Eurofins Savannah, 5102 LaRoche Avenue, Savannah, GA 31404, TEL (912)354-7858

Accreditation/Certification Summary

Client: Southern Company
Project/Site: CCR - Plant Scherer Effluent

Job ID: 680-247420-1

Laboratory: Eurofins Savannah

The accreditations/certifications listed below are applicable to this report.

Authority	Program	Identification Number	Expiration Date
Florida	NELAP	E87052	06-30-24
Georgia	State	E87052	06-30-24

Method Summary

Client: Southern Company
Project/Site: CCR - Plant Scherer Effluent

Job ID: 680-247420-1

Method	Method Description	Protocol	Laboratory
6020B	Metals (ICP/MS)	SW846	EET SAV
7470A	Mercury (CVAA)	SW846	EET SAV
3005A	Preparation, Total Recoverable or Dissolved Metals	SW846	EET SAV
7470A	Preparation, Mercury	SW846	EET SAV

Protocol References:

SW846 = "Test Methods For Evaluating Solid Waste, Physical/Chemical Methods", Third Edition, November 1986 And Its Updates.

Laboratory References:

EET SAV = Eurofins Savannah, 5102 LaRoche Avenue, Savannah, GA 31404, TEL (912)354-7858

Eurofins Savannah
5102 LaRoche Avenue
Savannah, GA 31404
Phone (912) 354-7858 Phone (912) 352-0165

Chain of Custody Record

244- ATLANTA

eurofins | Environment Testing

Client Information	Sampler(s): Mark Mann	Lab PM / Phone: David Fuller / 770-344-8986	Carrier Tracking No(s):	COC No:
Client Contact: Joju Abraham	Site-Project Manager / Phone: Dawn Prell / 248-536-5445	E-Mail: David.Fuller@et.eurofinsus.com	State of Origin: GA	Page: Page 1 of 1
Company: Southern Company				Job #:
Address: 241 Ralph McGill Blvd SE B10185	Due Date Requested:			
City: Atlanta	TAT Requested (days): 2 weeks			
State, Zip: GA, 30308	Compliance Project: Δ Yes Δ No			
Phone:	Lab Project #: (DO NOT REMOVE) 68027798			
Email: JAbraham@southernco.com	Lab PO #: GPC82130-0006 / PO Line #3 & #4			
Project Name: CCR - Plant Scherer Effluent	Project #:			
Site:				

Analysis Requested

Preservation Codes:
A - HCL
B - NaOH
C - Zn Acetate
D - Nitric Acid
E - NaHSO4
F - MeOH
G - Amchlor
H - Ascorbic Acid
I - Ice
J - DI Water
K - EDTA
L - EDA
M - Hexane
N - None
O - AsNaO2
P - Na2O4S
Q - Na2SO3
R - Na2S2O3
S - H2SO4
T - TSP Dodecahydrate
U - Acetone
V - MCAA
W - pH 4-5
Y - Trizma
Z - other (specify)
Other:

Task_Code: SCH-CCR-ASSMT--2024S1

Special Instructions/Notes:

Sample Identification	Sample Date	Sample Time	Sample Type (C=Comp, G=grab)	Matrix (W=water, S=solid, O=waste/oil, BT=Tissue, A=Air)	Field Filtered Sample (Yes or No)	Perform MS/MSD (Yes or No)	6020B - State (15) Metals	7470A - Mercury	Total Number of containers	
			Preservation Code:				D	D		
SCH-Effluent	02.29.24	9:40	G	WW	N	N	X	X	1	Collected from Unit 1

680-247420 Chain of Custody

Possible Hazard Identification
☐ *Non-Hazard* ☐ *Flammable* ☐ *Skin Irritant* ☐ *Poison B* ☐ *Unknown* ☐ *Radiological*

Sample Disposal (A fee may be assessed if samples are retained longer than 1 month)
☐ *Return To Client* ☐ *Disposal By Lab* ☐ *Archive For* _____ *Months*

Deliverable Requested: I, II, III, IV, Other (specify)

Special Instructions/QC Requirements:

Empty Kit Relinquished by: | Date: | Time: | Method of Shipment:

Relinquished by:	Date/Time:	Company	Received by:	Date/Time:	Company
MARK MANN / [signature]	03/01/24 1443	WSP	[signature]	3/1/24 14:43	Eurofins
[signature]	3/1/24 14:45	Eurofins	[signature]		
			[signature]	3/2/24 0941	

Custody Seals Intact: Δ Yes Δ No | Custody Seal No.: | Cooler Temperature(s) °C and Other Remarks: 2.7/2.4

Ver: 01/16/2019 3/7/2024

Login Sample Receipt Checklist

Client: Southern Company

Job Number: 680-247420-1

Login Number: 247420
List Number: 1
Creator: Stewart, Rendaisha

List Source: Eurofins Savannah

Question	Answer	Comment
Radioactivity wasn't checked or is </= background as measured by a survey meter.	N/A	
The cooler's custody seal, if present, is intact.	True	
Sample custody seals, if present, are intact.	True	
The cooler or samples do not appear to have been compromised or tampered with.	True	
Samples were received on ice.	True	
Cooler Temperature is acceptable.	True	
Cooler Temperature is recorded.	True	
COC is present.	True	
COC is filled out in ink and legible.	True	
COC is filled out with all pertinent information.	True	
Is the Field Sampler's name present on COC?	True	
There are no discrepancies between the containers received and the COC.	True	
Samples are received within Holding Time (excluding tests with immediate HTs)	True	
Sample containers have legible labels.	True	
Containers are not broken or leaking.	True	
Sample collection date/times are provided.	True	
Appropriate sample containers are used.	True	
Sample bottles are completely filled.	True	
Sample Preservation Verified.	N/A	
There is sufficient vol. for all requested analyses, incl. any requested MS/MSDs	True	
Containers requiring zero headspace have no headspace or bubble is <6mm (1/4").	N/A	
Multiphasic samples are not present.	True	
Samples do not require splitting or compositing.	True	
Residual Chlorine Checked.	N/A	

APPENDIX B

Analytical Results
May 2024

eurofins | Environment Testing

ANALYTICAL REPORT

PREPARED FOR

Attn: Joju Abraham
Southern Company
241 Ralph McGill Blvd SE
B10185
Atlanta, Georgia 30308

Generated 5/17/2024 4:04:50 PM

JOB DESCRIPTION

CCR - Plant Scherer Cell 1

JOB NUMBER

680-250622-1

Eurofins Savannah
5102 LaRoche Avenue
Savannah GA 31404

See page two for job notes and contact information.

my EOL

Eurofins Savannah

Job Notes

This report may not be reproduced except in full, and with written approval from the laboratory. The results relate only to the samples tested. For questions please contact the Project Manager at the e-mail address or telephone number listed on this page.

The test results in this report relate only to the samples as received by the laboratory and will meet all requirements of the methodology, with any exceptions noted. This report shall not be reproduced except in full, without the express written approval of the laboratory. All questions should be directed to the Eurofins Environment Testing Southeast, LLC Project Manager.

Authorization

Generated
5/17/2024 4:04:50 PM

Authorized for release by
David Fuller, Project Manager
David.Fuller@et.eurofinsus.com
(770)344-8986

Definitions/Glossary

Client: Southern Company
Project/Site: CCR - Plant Scherer Cell 1

Job ID: 680-250622-1

Qualifiers

Metals

Qualifier	Qualifier Description
4	MS, MSD: The analyte present in the original sample is greater than 4 times the matrix spike concentration; therefore, control limits are not applicable.

Glossary

Abbreviation	These commonly used abbreviations may or may not be present in this report.
¤	Listed under the "D" column to designate that the result is reported on a dry weight basis
%R	Percent Recovery
CFL	Contains Free Liquid
CFU	Colony Forming Unit
CNF	Contains No Free Liquid
DER	Duplicate Error Ratio (normalized absolute difference)
Dil Fac	Dilution Factor
DL	Detection Limit (DoD/DOE)
DL, RA, RE, IN	Indicates a Dilution, Re-analysis, Re-extraction, or additional Initial metals/anion analysis of the sample
DLC	Decision Level Concentration (Radiochemistry)
EDL	Estimated Detection Limit (Dioxin)
LOD	Limit of Detection (DoD/DOE)
LOQ	Limit of Quantitation (DoD/DOE)
MCL	EPA recommended "Maximum Contaminant Level"
MDA	Minimum Detectable Activity (Radiochemistry)
MDC	Minimum Detectable Concentration (Radiochemistry)
MDL	Method Detection Limit
ML	Minimum Level (Dioxin)
MPN	Most Probable Number
MQL	Method Quantitation Limit
NC	Not Calculated
ND	Not Detected at the reporting limit (or MDL or EDL if shown)
NEG	Negative / Absent
POS	Positive / Present
PQL	Practical Quantitation Limit
PRES	Presumptive
QC	Quality Control
RER	Relative Error Ratio (Radiochemistry)
RL	Reporting Limit or Requested Limit (Radiochemistry)
RPD	Relative Percent Difference, a measure of the relative difference between two points
TEF	Toxicity Equivalent Factor (Dioxin)
TEQ	Toxicity Equivalent Quotient (Dioxin)
TNTC	Too Numerous To Count

Sample Summary

Client: Southern Company
Project/Site: CCR - Plant Scherer Cell 1

Job ID: 680-250622-1

Lab Sample ID	Client Sample ID	Matrix	Collected	Received
680-250622-2	SCH-GWC-14	Water	05/07/24 16:20	05/11/24 09:28
680-250622-4	SCH-GWC-7	Water	05/07/24 11:00	05/11/24 09:28

Job Narrative
680-250622-1

Analytical test results meet all requirements of the associated regulatory program listed on the Accreditation/Certification Summary Page unless otherwise noted under the individual analysis. Data qualifiers are applied to indicate exceptions. Noncompliant quality control (QC) is further explained in narrative comments.

- Matrix QC may not be reported if insufficient sample or site-specific QC samples were not submitted. In these situations, to demonstrate precision and accuracy at a batch level, a LCS/LCSD may be performed, unless otherwise specified in the method.
- Surrogate and/or isotope dilution analyte recoveries (if applicable) which are outside of the QC window are confirmed unless attributed to a dilution or otherwise noted in the narrative.

Receipt
The samples were received on 5/11/2024 9:28 AM. Unless otherwise noted below, the samples arrived in good condition. The temperature of the cooler at receipt time was 11.3°C.

Receipt Exceptions
Due to a delay in delivery of the samples by FedEx, sample testing was cancelled by the client except for those to be tested for metals only.

Metals
No additional analytical or quality issues were noted, other than those described above or in the Definitions/ Glossary page.

Client Sample Results

Client: Southern Company
Project/Site: CCR - Plant Scherer Cell 1

Job ID: 680-250622-1

Client Sample ID: SCH-GWC-14

Lab Sample ID: 680-250622-2
Date Collected: 05/07/24 16:20
Matrix: Water
Date Received: 05/11/24 09:28

Method: SW846 6020B - Metals (ICP/MS) - Total Recoverable

Analyte	Result	Qualifier	RL	MDL	Unit	D	Prepared	Analyzed	Dil Fac
Nickel	<0.00042		0.0010	0.00042	mg/L		05/12/24 10:12	05/13/24 23:57	1
Zinc	<0.0028		0.0050	0.0028	mg/L		05/12/24 10:12	05/13/24 23:57	1

Client Sample ID: SCH-GWC-7

Lab Sample ID: 680-250622-4
Date Collected: 05/07/24 11:00
Matrix: Water
Date Received: 05/11/24 09:28

Method: SW846 6020B - Metals (ICP/MS) - Total Recoverable

Analyte	Result	Qualifier	RL	MDL	Unit	D	Prepared	Analyzed	Dil Fac
Calcium	**17**		0.50	0.14	mg/L		05/12/24 10:12	05/13/24 23:08	1

QC Sample Results

Client: Southern Company
Project/Site: CCR - Plant Scherer Cell 1

Job ID: 680-250622-1

Method: 6020B - Metals (ICP/MS)

Lab Sample ID: MB 680-837601/1-A
Matrix: Water
Analysis Batch: 837814

Client Sample ID: Method Blank
Prep Type: Total Recoverable
Prep Batch: 837601

Analyte	MB Result	MB Qualifier	RL	MDL	Unit	D	Prepared	Analyzed	Dil Fac
Calcium	<0.14		0.50	0.14	mg/L		05/12/24 10:12	05/13/24 22:08	1
Nickel	<0.00042		0.0010	0.00042	mg/L		05/12/24 10:12	05/13/24 22:08	1
Zinc	<0.0028		0.0050	0.0028	mg/L		05/12/24 10:12	05/13/24 22:08	1

Lab Sample ID: LCS 680-837601/2-A
Matrix: Water
Analysis Batch: 837814

Client Sample ID: Lab Control Sample
Prep Type: Total Recoverable
Prep Batch: 837601

Analyte	Spike Added	LCS Result	LCS Qualifier	Unit	D	%Rec	%Rec Limits
Calcium	5.00	5.23		mg/L		105	80 - 120
Nickel	0.100	0.105		mg/L		105	80 - 120
Zinc	0.0505	0.0537		mg/L		106	80 - 120

Lab Sample ID: 400-255735-G-12-B MS
Matrix: Water
Analysis Batch: 837814

Client Sample ID: Matrix Spike
Prep Type: Total Recoverable
Prep Batch: 837601

Analyte	Sample Result	Sample Qualifier	Spike Added	MS Result	MS Qualifier	Unit	D	%Rec	%Rec Limits
Calcium	110		5.00	118	4	mg/L		202	75 - 125
Nickel	0.010		0.100	0.121		mg/L		111	75 - 125
Zinc	0.0043	J	0.0505	0.0575		mg/L		105	75 - 125

Lab Sample ID: 400-255735-G-12-C MSD
Matrix: Water
Analysis Batch: 837814

Client Sample ID: Matrix Spike Duplicate
Prep Type: Total Recoverable
Prep Batch: 837601

Analyte	Sample Result	Sample Qualifier	Spike Added	MSD Result	MSD Qualifier	Unit	D	%Rec	%Rec Limits	RPD	RPD Limit
Calcium	110		5.00	110	4	mg/L		51	75 - 125	7	20
Nickel	0.010		0.100	0.120		mg/L		110	75 - 125	1	20
Zinc	0.0043	J	0.0505	0.0564		mg/L		103	75 - 125	2	20

QC Association Summary

Client: Southern Company
Project/Site: CCR - Plant Scherer Cell 1

Job ID: 680-250622-1

Metals

Prep Batch: 837601

Lab Sample ID	Client Sample ID	Prep Type	Matrix	Method	Prep Batch
680-250622-2	SCH-GWC-14	Total Recoverable	Water	3005A	
680-250622-4	SCH-GWC-7	Total Recoverable	Water	3005A	
MB 680-837601/1-A	Method Blank	Total Recoverable	Water	3005A	
LCS 680-837601/2-A	Lab Control Sample	Total Recoverable	Water	3005A	
400-255735-G-12-B MS	Matrix Spike	Total Recoverable	Water	3005A	
400-255735-G-12-C MSD	Matrix Spike Duplicate	Total Recoverable	Water	3005A	

Analysis Batch: 837814

Lab Sample ID	Client Sample ID	Prep Type	Matrix	Method	Prep Batch
680-250622-2	SCH-GWC-14	Total Recoverable	Water	6020B	837601
680-250622-4	SCH-GWC-7	Total Recoverable	Water	6020B	837601
MB 680-837601/1-A	Method Blank	Total Recoverable	Water	6020B	837601
LCS 680-837601/2-A	Lab Control Sample	Total Recoverable	Water	6020B	837601
400-255735-G-12-B MS	Matrix Spike	Total Recoverable	Water	6020B	837601
400-255735-G-12-C MSD	Matrix Spike Duplicate	Total Recoverable	Water	6020B	837601

Lab Chronicle

Client: Southern Company
Project/Site: CCR - Plant Scherer Cell 1

Job ID: 680-250622-1

Client Sample ID: SCH-GWC-14

Lab Sample ID: 680-250622-2
Date Collected: 05/07/24 16:20
Matrix: Water
Date Received: 05/11/24 09:28

Prep Type	Batch Type	Batch Method	Run	Dil Factor	Initial Amount	Final Amount	Batch Number	Prepared or Analyzed	Analyst	Lab
Total Recoverable	Prep	3005A			25 mL	125 mL	837601	05/12/24 10:12	RR	EET SAV
Total Recoverable	Analysis	6020B		1			837814	05/13/24 23:57	BWR	EET SAV
	Instrument ID:	ICPMSC								

Client Sample ID: SCH-GWC-7

Lab Sample ID: 680-250622-4
Date Collected: 05/07/24 11:00
Matrix: Water
Date Received: 05/11/24 09:28

Prep Type	Batch Type	Batch Method	Run	Dil Factor	Initial Amount	Final Amount	Batch Number	Prepared or Analyzed	Analyst	Lab
Total Recoverable	Prep	3005A			25 mL	125 mL	837601	05/12/24 10:12	RR	EET SAV
Total Recoverable	Analysis	6020B		1			837814	05/13/24 23:08	BWR	EET SAV
	Instrument ID:	ICPMSC								

Laboratory References:

EET SAV = Eurofins Savannah, 5102 LaRoche Avenue, Savannah, GA 31404, TEL (912)354-7858

Accreditation/Certification Summary

Client: Southern Company
Project/Site: CCR - Plant Scherer Cell 1

Job ID: 680-250622-1

Laboratory: Eurofins Savannah

The accreditations/certifications listed below are applicable to this report.

Authority	Program	Identification Number	Expiration Date
Florida	NELAP	E87052	06-30-24
Georgia	State	E87052	06-30-24

Method Summary

Client: Southern Company
Project/Site: CCR - Plant Scherer Cell 1

Job ID: 680-250622-1

Method	Method Description	Protocol	Laboratory
6020B	Metals (ICP/MS)	SW846	EET SAV
3005A	Preparation, Total Recoverable or Dissolved Metals	SW846	EET SAV

Protocol References:

SW846 = "Test Methods For Evaluating Solid Waste, Physical/Chemical Methods", Third Edition, November 1986 And Its Updates.

Laboratory References:

EET SAV = Eurofins Savannah, 5102 LaRoche Avenue, Savannah, GA 31404, TEL (912)354-7858

Eurofins Savannah
5102 LaRoche Avenue
Savannah, GA 31404
Phone (912) 354-7858 Phone (912) 352-0165

Chain of Custody Record

eurofins
Environment Testing

Client Information	Sampler(s): Dana Bloomfield/Tom Keller	Lab PM / Phone: David Fuller / 770-344-8986	Carrier Tracking No(s):	COC No:
Client Contact: Joju Abraham	Site-Project Manager / Phone: Dawn Prell / 248-536-5445	E-Mail: David.Fuller@et.eurofinsus.com	State of Origin: GA	Page: Page 1 of 1
Company: Southern Company				Job #:
Address: 241 Ralph McGill Blvd SE B10185	Due Date Requested:			
City: Atlanta	TAT Requested (days): 2 weeks			
State, Zip: GA, 30308	Compliance Project: Δ Yes Δ No			
Phone:	Lab Project #: (DO NOT REMOVE) 68027798			
Email: JAbraham@southernco.com	Lab PO #: GPC82130-0006 / PO Line #3			
Project Name: CCR - Plant Scherer Cell 1	Project #:			
Site:	Task Code: SCH-CCR-ASSMT-2024S1R1			

Analysis Requested

Preservation Codes:
A - HCL
B - NaOH
C - Zn Acetate
D - Nitric Acid
E - NaHSO4
F - MeOH
G - Amchlor
H - Ascorbic Acid
I - Ice
J - DI Water
K - EDTA
L - EDA
M - Hexane
N - None
O - AsNaO2
P - Na2O4S
Q - Na2SO3
R - Na2S2O3
S - H2SO4
T - TSP Dodecahydrate
U - Acetone
V - MCAA
W - pH 4-5
Y - Trizma
Z - other (specify)
Other:

Task_Code: SCH-CCR-ASSMT-2024S1

Special Instructions/Notes:

Sample Identification	Sample Date	Sample Time	Sample Type (C=Comp, G=grab)	Matrix (W=water, S=solid, O=waste/oil, BT=Tissue, A=Air)	Field Filtered Sample (Yes or No)	Perform MS/MSD (Yes or No)	300_ORGFM_28D - Sulfate	6020B - Nickel	6020B - Nickel & Zinc	6020B - Calcium	300_ORGFM_28D - Chloride	6020B - Calcium, Nickel & Zinc	300_ORGFM_28D - Chloride & Sulfate	Total Number of containers
			Preservation Code:				N	D	D	D	N	D	N	
SCH-GWC-10	5/7/24	13:54	G	WG	N	N	X	X						2
SCH-GWC-14	5/7/24	16:20	G	WG	N	N			X					1
SCH-GWC-6	5/7/24	14:46	G	WG	N	N	X			X				2
SCH-GWC-7	5/7/24	11:00	G	WG	N	N				X				1
SCH-GWC-4	5/7/24	10:12	G	WG	N	N					X			1
SCH-GWC-3	5/8/24	12:36	G	WG	N	N	X							1
SCH-CELL1-FD-1	5/7/24	--	G	WG	N	N	X	X						2
SCH-CELL1-FB-2	5/7/24	15:00	G	WQ	N	N						X	X	2
SCH-CELL1-EB-3	5/7/24	16:35	G	WQ	N	N						X	X	2

Possible Hazard Identification
☐ Non-Hazard ☐ Flammable ☐ Skin Irritant ☐ Poison B ☐ Unknown ☐ Radiological

Sample Disposal (A fee may be assessed if sam
☐ Return To Client ☒ Disposal By Lab

680-250622 Chain of Custody

Deliverable Requested: I, II, III, IV, Other (specify)

Special Instructions/QC Requirements:

Empty Kit Relinquished by:	Date:	Time:	Method of Shipment:

Relinquished by:	Date/Time:	Company	Received by:	Date/Time:	Company
	05/09/24 1111	WSP		5/9 1111	
Relinquished by:	Date/Time:	Company	Received by:	Date/Time:	Company
	5/9 1111				
Relinquished by:	Date/Time:	Company	Received by:	Date/Time:	Company
				5/11/24 0928	

Cooler Temperature(s) °C and Other Remarks: 11.2/11.3

5/17/2024

Login Sample Receipt Checklist

Client: Southern Company

Job Number: 680-250622-1

Login Number: 250622
List Number: 1
Creator: Stewart, Rendaisha

List Source: Eurofins Savannah

Question	Answer	Comment
Radioactivity wasn't checked or is </= background as measured by a survey meter.	N/A	
The cooler's custody seal, if present, is intact.	True	
Sample custody seals, if present, are intact.	True	
The cooler or samples do not appear to have been compromised or tampered with.	True	
Samples were received on ice.	False	Water present in cooler; indicates evidence of melted ice.
Cooler Temperature is acceptable.	True	Accdeptable for metals only
Cooler Temperature is recorded.	True	
COC is present.	True	
COC is filled out in ink and legible.	True	
COC is filled out with all pertinent information.	True	
Is the Field Sampler's name present on COC?	True	
There are no discrepancies between the containers received and the COC.	True	
Samples are received within Holding Time (excluding tests with immediate HTs)	True	
Sample containers have legible labels.	True	
Containers are not broken or leaking.	True	
Sample collection date/times are provided.	True	
Appropriate sample containers are used.	True	
Sample bottles are completely filled.	True	
Sample Preservation Verified.	N/A	
There is sufficient vol. for all requested analyses, incl. any requested MS/MSDs	True	
Containers requiring zero headspace have no headspace or bubble is <6mm (1/4").	N/A	
Multiphasic samples are not present.	True	
Samples do not require splitting or compositing.	True	
Residual Chlorine Checked.	N/A	

eurofins | Environment Testing

ANALYTICAL REPORT

PREPARED FOR

Attn: Joju Abraham
Southern Company
241 Ralph McGill Blvd SE
B10185
Atlanta, Georgia 30308

Generated 6/3/2024 5:13:21 PM

JOB DESCRIPTION

CCR - Plant Scherer Cell 1

JOB NUMBER

680-251059-1

Eurofins Savannah
5102 LaRoche Avenue
Savannah GA 31404

See page two for job notes and contact information.

my EOL

Eurofins Savannah

Job Notes

This report may not be reproduced except in full, and with written approval from the laboratory. The results relate only to the samples tested. For questions please contact the Project Manager at the e-mail address or telephone number listed on this page.

The test results in this report relate only to the samples as received by the laboratory and will meet all requirements of the methodology, with any exceptions noted. This report shall not be reproduced except in full, without the express written approval of the laboratory. All questions should be directed to the Eurofins Environment Testing Southeast, LLC Project Manager.

Authorization

Generated
6/3/2024 5:13:21 PM

Authorized for release by
David Fuller, Project Manager
David.Fuller@et.eurofinsus.com
(770)344-8986

Definitions/Glossary

Client: Southern Company
Job ID: 680-251059-1
Project/Site: CCR - Plant Scherer Cell 1

Qualifiers

HPLC/IC

Qualifier	Qualifier Description
F1	MS and/or MSD recovery exceeds control limits.
J	Result is less than the RL but greater than or equal to the MDL and the concentration is an approximate value.

Metals

Qualifier	Qualifier Description
4	MS, MSD: The analyte present in the original sample is greater than 4 times the matrix spike concentration; therefore, control limits are not applicable.

Glossary

Abbreviation	These commonly used abbreviations may or may not be present in this report.
¤	Listed under the "D" column to designate that the result is reported on a dry weight basis
%R	Percent Recovery
CFL	Contains Free Liquid
CFU	Colony Forming Unit
CNF	Contains No Free Liquid
DER	Duplicate Error Ratio (normalized absolute difference)
Dil Fac	Dilution Factor
DL	Detection Limit (DoD/DOE)
DL, RA, RE, IN	Indicates a Dilution, Re-analysis, Re-extraction, or additional Initial metals/anion analysis of the sample
DLC	Decision Level Concentration (Radiochemistry)
EDL	Estimated Detection Limit (Dioxin)
LOD	Limit of Detection (DoD/DOE)
LOQ	Limit of Quantitation (DoD/DOE)
MCL	EPA recommended "Maximum Contaminant Level"
MDA	Minimum Detectable Activity (Radiochemistry)
MDC	Minimum Detectable Concentration (Radiochemistry)
MDL	Method Detection Limit
ML	Minimum Level (Dioxin)
MPN	Most Probable Number
MQL	Method Quantitation Limit
NC	Not Calculated
ND	Not Detected at the reporting limit (or MDL or EDL if shown)
NEG	Negative / Absent
POS	Positive / Present
PQL	Practical Quantitation Limit
PRES	Presumptive
QC	Quality Control
RER	Relative Error Ratio (Radiochemistry)
RL	Reporting Limit or Requested Limit (Radiochemistry)
RPD	Relative Percent Difference, a measure of the relative difference between two points
TEF	Toxicity Equivalent Factor (Dioxin)
TEQ	Toxicity Equivalent Quotient (Dioxin)
TNTC	Too Numerous To Count

Sample Summary

Client: Southern Company
Project/Site: CCR - Plant Scherer Cell 1

Job ID: 680-251059-1

Lab Sample ID	Client Sample ID	Matrix	Collected	Received
680-251059-1	SCH-GWC-4	Water	05/20/24 15:19	05/21/24 15:38
680-251059-2	SCH-GWC-6	Water	05/20/24 14:20	05/21/24 15:38
680-251059-3	SCH-GWC-10	Water	05/20/24 12:57	05/21/24 15:38
680-251059-4	SCH-CELL1-FD-1	Water	05/20/24 00:00	05/21/24 15:38
680-251059-5	SCH-CELL1-FB-2	Water	05/20/24 14:25	05/21/24 15:38
680-251059-6	SCH-CELL1-EB-3	Water	05/20/24 08:00	05/21/24 15:38
680-251059-7	SCH-GWC-3	Water	05/20/24 16:22	05/21/24 15:38

Job Narrative
680-251059-1

Analytical test results meet all requirements of the associated regulatory program listed on the Accreditation/Certification Summary Page unless otherwise noted under the individual analysis. Data qualifiers are applied to indicate exceptions. Noncompliant quality control (QC) is further explained in narrative comments.

- Matrix QC may not be reported if insufficient sample or site-specific QC samples were not submitted. In these situations, to demonstrate precision and accuracy at a batch level, a LCS/LCSD may be performed, unless otherwise specified in the method.
- Surrogate and/or isotope dilution analyte recoveries (if applicable) which are outside of the QC window are confirmed unless attributed to a dilution or otherwise noted in the narrative.

Receipt
The samples were received on 5/21/2024 3:38 PM. Unless otherwise noted below, the samples arrived in good condition, and, where required, properly preserved and on ice. The temperature of the cooler at receipt time was 1.1°C.

HPLC/IC
Method 300_ORGFM_28D: The matrix spike / matrix spike duplicate (MS/MSD) recoveries for analytical batch 680-840652 were outside control limits for one or more analytes. See QC Sample Results for detail. Sample matrix interference and/or non-homogeneity are suspected because the associated laboratory control sample (LCS) recovery is within acceptance limits.

No additional analytical or quality issues were noted, other than those described above or in the Definitions/ Glossary page.

Metals
No additional analytical or quality issues were noted, other than those described above or in the Definitions/ Glossary page.

Client Sample Results

Client: Southern Company
Project/Site: CCR - Plant Scherer Cell 1

Job ID: 680-251059-1

Client Sample ID: SCH-GWC-4

Lab Sample ID: 680-251059-1
Date Collected: 05/20/24 15:19
Matrix: Water
Date Received: 05/21/24 15:38

Method: MCAWW 300.0-1993 R2.1 - Anions, Ion Chromatography

Analyte	Result	Qualifier	RL	MDL	Unit	D	Prepared	Analyzed	Dil Fac
Chloride	28		2.0	0.40	mg/L			06/01/24 15:30	2

Client Sample ID: SCH-GWC-6

Lab Sample ID: 680-251059-2
Date Collected: 05/20/24 14:20
Matrix: Water
Date Received: 05/21/24 15:38

Method: MCAWW 300.0-1993 R2.1 - Anions, Ion Chromatography

Analyte	Result	Qualifier	RL	MDL	Unit	D	Prepared	Analyzed	Dil Fac
Sulfate	18		1.0	0.40	mg/L			06/01/24 15:37	1

Method: SW846 6020B - Metals (ICP/MS) - Total Recoverable

Analyte	Result	Qualifier	RL	MDL	Unit	D	Prepared	Analyzed	Dil Fac
Calcium	14		0.50	0.14	mg/L		05/22/24 08:57	05/25/24 10:10	1

Client Sample ID: SCH-GWC-10

Lab Sample ID: 680-251059-3
Date Collected: 05/20/24 12:57
Matrix: Water
Date Received: 05/21/24 15:38

Method: MCAWW 300.0-1993 R2.1 - Anions, Ion Chromatography

Analyte	Result	Qualifier	RL	MDL	Unit	D	Prepared	Analyzed	Dil Fac
Sulfate	3.9		1.0	0.40	mg/L			06/01/24 15:43	1

Method: SW846 6020B - Metals (ICP/MS) - Total Recoverable

Analyte	Result	Qualifier	RL	MDL	Unit	D	Prepared	Analyzed	Dil Fac
Nickel	0.0016		0.0010	0.00042	mg/L		05/22/24 08:57	05/25/24 10:12	1

Client Sample ID: SCH-CELL1-FD-1

Lab Sample ID: 680-251059-4
Date Collected: 05/20/24 00:00
Matrix: Water
Date Received: 05/21/24 15:38

Method: MCAWW 300.0-1993 R2.1 - Anions, Ion Chromatography

Analyte	Result	Qualifier	RL	MDL	Unit	D	Prepared	Analyzed	Dil Fac
Sulfate	3.9		1.0	0.40	mg/L			06/01/24 15:50	1

Method: SW846 6020B - Metals (ICP/MS) - Total Recoverable

Analyte	Result	Qualifier	RL	MDL	Unit	D	Prepared	Analyzed	Dil Fac
Calcium	18		0.50	0.14	mg/L		05/22/24 08:57	05/25/24 10:14	1
Nickel	0.0017		0.0010	0.00042	mg/L		05/22/24 08:57	05/25/24 10:14	1

Client Sample ID: SCH-CELL1-FB-2

Lab Sample ID: 680-251059-5
Date Collected: 05/20/24 14:25
Matrix: Water
Date Received: 05/21/24 15:38

Method: MCAWW 300.0-1993 R2.1 - Anions, Ion Chromatography

Analyte	Result	Qualifier	RL	MDL	Unit	D	Prepared	Analyzed	Dil Fac
Sulfate	3.9	F1	1.0	0.40	mg/L			06/01/24 15:56	1

Method: SW846 6020B - Metals (ICP/MS) - Total Recoverable

Analyte	Result	Qualifier	RL	MDL	Unit	D	Prepared	Analyzed	Dil Fac
Calcium	<0.14		0.50	0.14	mg/L		05/22/24 08:57	05/25/24 10:16	1
Nickel	<0.00042		0.0010	0.00042	mg/L		05/22/24 08:57	05/25/24 10:16	1

Client Sample Results

Client: Southern Company
Project/Site: CCR - Plant Scherer Cell 1

Job ID: 680-251059-1

Client Sample ID: SCH-CELL1-EB-3

Lab Sample ID: 680-251059-6

Date Collected: 05/20/24 08:00
Matrix: Water
Date Received: 05/21/24 15:38

Method: MCAWW 300.0-1993 R2.1 - Anions, Ion Chromatography

Analyte	Result	Qualifier	RL	MDL	Unit	D	Prepared	Analyzed	Dil Fac
Sulfate	0.84	J	1.0	0.40	mg/L			06/01/24 16:16	1

Method: SW846 6020B - Metals (ICP/MS) - Total Recoverable

Analyte	Result	Qualifier	RL	MDL	Unit	D	Prepared	Analyzed	Dil Fac
Calcium	<0.14		0.50	0.14	mg/L		05/22/24 08:57	05/25/24 10:22	1
Nickel	<0.00042		0.0010	0.00042	mg/L		05/22/24 08:57	05/25/24 10:22	1

Client Sample ID: SCH-GWC-3

Lab Sample ID: 680-251059-7

Date Collected: 05/20/24 16:22
Matrix: Water
Date Received: 05/21/24 15:38

Method: MCAWW 300.0-1993 R2.1 - Anions, Ion Chromatography

Analyte	Result	Qualifier	RL	MDL	Unit	D	Prepared	Analyzed	Dil Fac
Sulfate	0.64	J	1.0	0.40	mg/L			06/01/24 16:22	1

QC Sample Results

Client: Southern Company
Project/Site: CCR - Plant Scherer Cell 1

Job ID: 680-251059-1

Method: 300.0-1993 R2.1 - Anions, Ion Chromatography

Lab Sample ID: MB 680-840652/2 — **Client Sample ID: Method Blank**
Matrix: Water — **Prep Type: Total/NA**
Analysis Batch: 840652

Analyte	MB Result	MB Qualifier	RL	MDL	Unit	D	Prepared	Analyzed	Dil Fac
Chloride	<0.20		1.0	0.20	mg/L			06/01/24 13:40	1
Sulfate	<0.40		1.0	0.40	mg/L			06/01/24 13:40	1

Lab Sample ID: LCS 680-840652/3 — **Client Sample ID: Lab Control Sample**
Matrix: Water — **Prep Type: Total/NA**
Analysis Batch: 840652

Analyte	Spike Added	LCS Result	LCS Qualifier	Unit	D	%Rec	%Rec Limits
Chloride	10.0	10.5		mg/L		105	90 - 110
Sulfate	10.0	10.6		mg/L		106	90 - 110

Lab Sample ID: LCSD 680-840652/4 — **Client Sample ID: Lab Control Sample Dup**
Matrix: Water — **Prep Type: Total/NA**
Analysis Batch: 840652

Analyte	Spike Added	LCSD Result	LCSD Qualifier	Unit	D	%Rec	%Rec Limits	RPD	RPD Limit
Chloride	10.0	10.4		mg/L		104	90 - 110	0	15
Sulfate	10.0	10.5		mg/L		105	90 - 110	1	15

Lab Sample ID: 680-251059-5 MS — **Client Sample ID: SCH-CELL1-FB-2**
Matrix: Water — **Prep Type: Total/NA**
Analysis Batch: 840652

Analyte	Sample Result	Sample Qualifier	Spike Added	MS Result	MS Qualifier	Unit	D	%Rec	%Rec Limits
Chloride	4.4	F1	10.0	10.5	F1	mg/L		61	80 - 120
Sulfate	3.9	F1	10.0	10.4	F1	mg/L		65	80 - 120

Lab Sample ID: 680-251059-5 MSD — **Client Sample ID: SCH-CELL1-FB-2**
Matrix: Water — **Prep Type: Total/NA**
Analysis Batch: 840652

Analyte	Sample Result	Sample Qualifier	Spike Added	MSD Result	MSD Qualifier	Unit	D	%Rec	%Rec Limits	RPD	RPD Limit
Chloride	4.4	F1	10.0	10.5	F1	mg/L		60	80 - 120	0	15
Sulfate	3.9	F1	10.0	10.4	F1	mg/L		64	80 - 120	1	15

Method: 6020B - Metals (ICP/MS)

Lab Sample ID: MB 680-839176/1-A — **Client Sample ID: Method Blank**
Matrix: Water — **Prep Type: Total Recoverable**
Analysis Batch: 839863 — **Prep Batch: 839176**

Analyte	MB Result	MB Qualifier	RL	MDL	Unit	D	Prepared	Analyzed	Dil Fac
Calcium	<0.14		0.50	0.14	mg/L		05/22/24 08:57	05/25/24 09:35	1
Nickel	<0.00042		0.0010	0.00042	mg/L		05/22/24 08:57	05/25/24 09:35	1

QC Sample Results

Client: Southern Company
Project/Site: CCR - Plant Scherer Cell 1

Job ID: 680-251059-1

Method: 6020B - Metals (ICP/MS) (Continued)

Lab Sample ID: LCS 680-839176/2-A — **Client Sample ID: Lab Control Sample**
Matrix: Water — **Prep Type: Total Recoverable**
Analysis Batch: 839863 — **Prep Batch: 839176**

Analyte			Spike Added	LCS Result	LCS Qualifier	Unit	D	%Rec	%Rec Limits		
Calcium			5.00	5.09		mg/L		102	80 - 120		
Nickel			0.100	0.103		mg/L		103	80 - 120		

Lab Sample ID: 680-251033-A-1-B MS — **Client Sample ID: Matrix Spike**
Matrix: Water — **Prep Type: Total Recoverable**
Analysis Batch: 839863 — **Prep Batch: 839176**

Analyte	Sample Result	Sample Qualifier	Spike Added	MS Result	MS Qualifier	Unit	D	%Rec	%Rec Limits		
Calcium	50		5.00	50.6	4	mg/L		8	75 - 125		
Nickel	0.0022		0.100	0.100		mg/L		98	75 - 125		

Lab Sample ID: 680-251033-B-1-A MSD — **Client Sample ID: Matrix Spike Duplicate**
Matrix: Water — **Prep Type: Total Recoverable**
Analysis Batch: 839863 — **Prep Batch: 839176**

Analyte	Sample Result	Sample Qualifier	Spike Added	MSD Result	MSD Qualifier	Unit	D	%Rec	%Rec Limits	RPD	RPD Limit
Calcium	50		5.00	52.6	4	mg/L		47	75 - 125	4	20
Nickel	0.0022		0.100	0.0971		mg/L		95	75 - 125	3	20

QC Association Summary

Client: Southern Company
Project/Site: CCR - Plant Scherer Cell 1

Job ID: 680-251059-1

HPLC/IC

Analysis Batch: 840652

Lab Sample ID	Client Sample ID	Prep Type	Matrix	Method	Prep Batch
680-251059-1	SCH-GWC-4	Total/NA	Water	300.0-1993 R2.1	
680-251059-2	SCH-GWC-6	Total/NA	Water	300.0-1993 R2.1	
680-251059-3	SCH-GWC-10	Total/NA	Water	300.0-1993 R2.1	
680-251059-4	SCH-CELL1-FD-1	Total/NA	Water	300.0-1993 R2.1	
680-251059-5	SCH-CELL1-FB-2	Total/NA	Water	300.0-1993 R2.1	
680-251059-6	SCH-CELL1-EB-3	Total/NA	Water	300.0-1993 R2.1	
680-251059-7	SCH-GWC-3	Total/NA	Water	300.0-1993 R2.1	
MB 680-840652/2	Method Blank	Total/NA	Water	300.0-1993 R2.1	
LCS 680-840652/3	Lab Control Sample	Total/NA	Water	300.0-1993 R2.1	
LCSD 680-840652/4	Lab Control Sample Dup	Total/NA	Water	300.0-1993 R2.1	
680-251059-5 MS	SCH-CELL1-FB-2	Total/NA	Water	300.0-1993 R2.1	
680-251059-5 MSD	SCH-CELL1-FB-2	Total/NA	Water	300.0-1993 R2.1	

Metals

Prep Batch: 839176

Lab Sample ID	Client Sample ID	Prep Type	Matrix	Method	Prep Batch
680-251059-2	SCH-GWC-6	Total Recoverable	Water	3005A	
680-251059-3	SCH-GWC-10	Total Recoverable	Water	3005A	
680-251059-4	SCH-CELL1-FD-1	Total Recoverable	Water	3005A	
680-251059-5	SCH-CELL1-FB-2	Total Recoverable	Water	3005A	
680-251059-6	SCH-CELL1-EB-3	Total Recoverable	Water	3005A	
MB 680-839176/1-A	Method Blank	Total Recoverable	Water	3005A	
LCS 680-839176/2-A	Lab Control Sample	Total Recoverable	Water	3005A	
680-251033-A-1-B MS	Matrix Spike	Total Recoverable	Water	3005A	
680-251033-B-1-A MSD	Matrix Spike Duplicate	Total Recoverable	Water	3005A	

Analysis Batch: 839863

Lab Sample ID	Client Sample ID	Prep Type	Matrix	Method	Prep Batch
680-251059-2	SCH-GWC-6	Total Recoverable	Water	6020B	839176
680-251059-3	SCH-GWC-10	Total Recoverable	Water	6020B	839176
680-251059-4	SCH-CELL1-FD-1	Total Recoverable	Water	6020B	839176
680-251059-5	SCH-CELL1-FB-2	Total Recoverable	Water	6020B	839176
680-251059-6	SCH-CELL1-EB-3	Total Recoverable	Water	6020B	839176
MB 680-839176/1-A	Method Blank	Total Recoverable	Water	6020B	839176
LCS 680-839176/2-A	Lab Control Sample	Total Recoverable	Water	6020B	839176
680-251033-A-1-B MS	Matrix Spike	Total Recoverable	Water	6020B	839176
680-251033-B-1-A MSD	Matrix Spike Duplicate	Total Recoverable	Water	6020B	839176

Lab Chronicle

Client: Southern Company
Project/Site: CCR - Plant Scherer Cell 1

Job ID: 680-251059-1

Client Sample ID: SCH-GWC-4

Lab Sample ID: 680-251059-1
Date Collected: 05/20/24 15:19
Matrix: Water
Date Received: 05/21/24 15:38

Prep Type	Batch Type	Batch Method	Run	Dil Factor	Initial Amount	Final Amount	Batch Number	Prepared or Analyzed	Analyst	Lab
Total/NA	Analysis	300.0-1993 R2.1		2	2 mL	2 mL	840652	06/01/24 15:30	AF	EET SAV
	Instrument ID: CICR									

Client Sample ID: SCH-GWC-6

Lab Sample ID: 680-251059-2
Date Collected: 05/20/24 14:20
Matrix: Water
Date Received: 05/21/24 15:38

Prep Type	Batch Type	Batch Method	Run	Dil Factor	Initial Amount	Final Amount	Batch Number	Prepared or Analyzed	Analyst	Lab
Total/NA	Analysis	300.0-1993 R2.1		1	2 mL	2 mL	840652	06/01/24 15:37	AF	EET SAV
	Instrument ID: CICR									
Total Recoverable	Prep	3005A			25 mL	125 mL	839176	05/22/24 08:57	RR	EET SAV
Total Recoverable	Analysis	6020B		1			839863	05/25/24 10:10	BJB	EET SAV
	Instrument ID: ICPMSD									

Client Sample ID: SCH-GWC-10

Lab Sample ID: 680-251059-3
Date Collected: 05/20/24 12:57
Matrix: Water
Date Received: 05/21/24 15:38

Prep Type	Batch Type	Batch Method	Run	Dil Factor	Initial Amount	Final Amount	Batch Number	Prepared or Analyzed	Analyst	Lab
Total/NA	Analysis	300.0-1993 R2.1		1	2 mL	2 mL	840652	06/01/24 15:43	AF	EET SAV
	Instrument ID: CICR									
Total Recoverable	Prep	3005A			25 mL	125 mL	839176	05/22/24 08:57	RR	EET SAV
Total Recoverable	Analysis	6020B		1			839863	05/25/24 10:12	BJB	EET SAV
	Instrument ID: ICPMSD									

Client Sample ID: SCH-CELL1-FD-1

Lab Sample ID: 680-251059-4
Date Collected: 05/20/24 00:00
Matrix: Water
Date Received: 05/21/24 15:38

Prep Type	Batch Type	Batch Method	Run	Dil Factor	Initial Amount	Final Amount	Batch Number	Prepared or Analyzed	Analyst	Lab
Total/NA	Analysis	300.0-1993 R2.1		1	2 mL	2 mL	840652	06/01/24 15:50	AF	EET SAV
	Instrument ID: CICR									
Total Recoverable	Prep	3005A			25 mL	125 mL	839176	05/22/24 08:57	RR	EET SAV
Total Recoverable	Analysis	6020B		1			839863	05/25/24 10:14	BJB	EET SAV
	Instrument ID: ICPMSD									

Client Sample ID: SCH-CELL1-FB-2

Lab Sample ID: 680-251059-5
Date Collected: 05/20/24 14:25
Matrix: Water
Date Received: 05/21/24 15:38

Prep Type	Batch Type	Batch Method	Run	Dil Factor	Initial Amount	Final Amount	Batch Number	Prepared or Analyzed	Analyst	Lab
Total/NA	Analysis	300.0-1993 R2.1		1	2 mL	2 mL	840652	06/01/24 15:56	AF	EET SAV
	Instrument ID: CICR									
Total Recoverable	Prep	3005A			25 mL	125 mL	839176	05/22/24 08:57	RR	EET SAV
Total Recoverable	Analysis	6020B		1			839863	05/25/24 10:16	BJB	EET SAV
	Instrument ID: ICPMSD									

Lab Chronicle

Client: Southern Company
Project/Site: CCR - Plant Scherer Cell 1

Job ID: 680-251059-1

Client Sample ID: SCH-CELL1-EB-3

Lab Sample ID: 680-251059-6

Date Collected: 05/20/24 08:00
Matrix: Water
Date Received: 05/21/24 15:38

Prep Type	Batch Type	Batch Method	Run	Dil Factor	Initial Amount	Final Amount	Batch Number	Prepared or Analyzed	Analyst	Lab
Total/NA	Analysis	300.0-1993 R2.1		1	2 mL	2 mL	840652	06/01/24 16:16	AF	EET SAV
	Instrument ID:	CICR								
Total Recoverable	Prep	3005A			25 mL	125 mL	839176	05/22/24 08:57	RR	EET SAV
Total Recoverable	Analysis	6020B		1			839863	05/25/24 10:22	BJB	EET SAV
	Instrument ID:	ICPMSD								

Client Sample ID: SCH-GWC-3

Lab Sample ID: 680-251059-7

Date Collected: 05/20/24 16:22
Matrix: Water
Date Received: 05/21/24 15:38

Prep Type	Batch Type	Batch Method	Run	Dil Factor	Initial Amount	Final Amount	Batch Number	Prepared or Analyzed	Analyst	Lab
Total/NA	Analysis	300.0-1993 R2.1		1	2 mL	2 mL	840652	06/01/24 16:22	AF	EET SAV
	Instrument ID:	CICR								

Laboratory References:

EET SAV = Eurofins Savannah, 5102 LaRoche Avenue, Savannah, GA 31404, TEL (912)354-7858

Accreditation/Certification Summary

Client: Southern Company
Project/Site: CCR - Plant Scherer Cell 1

Job ID: 680-251059-1

Laboratory: Eurofins Savannah

The accreditations/certifications listed below are applicable to this report.

Authority	Program	Identification Number	Expiration Date
Florida	NELAP	E87052	06-30-24
Georgia	State	E87052	06-30-24

Method Summary

Client: Southern Company
Project/Site: CCR - Plant Scherer Cell 1

Job ID: 680-251059-1

Method	Method Description	Protocol	Laboratory
300.0-1993 R2.1	Anions, Ion Chromatography	MCAWW	EET SAV
6020B	Metals (ICP/MS)	SW846	EET SAV
3005A	Preparation, Total Recoverable or Dissolved Metals	SW846	EET SAV

Protocol References:

MCAWW = "Methods For Chemical Analysis Of Water And Wastes", EPA-600/4-79-020, March 1983 And Subsequent Revisions.

SW846 = "Test Methods For Evaluating Solid Waste, Physical/Chemical Methods", Third Edition, November 1986 And Its Updates.

Laboratory References:

EET SAV = Eurofins Savannah, 5102 LaRoche Avenue, Savannah, GA 31404, TEL (912)354-7858

Eurofins Savannah
5102 LaRoche Avenue
Savannah, GA 31404
Phone (912) 354-7858 Phone (912) 352-0165

Chain of Custody Record

eurofins Environment Testing

Client Information	Sampler(s): Tom Keller	Lab PM / Phone: David Fuller / 770-344-8986	Carrier Tracking No(s):	COC No:
Client Contact: Joju Abraham	Site-Project Manager / Phone: Dawn Prell / 248-536-5445	E-Mail: David.Fuller@et.eurofinsus.com	State of Origin: GA	Page: Page 1 of 1
Company: Southern Company				Job #:
Address: 241 Ralph McGill Blvd SE B10185	Due Date Requested:			
City: Atlanta	TAT Requested (days): 2 weeks			
State, Zip: GA, 30308	Compliance Project: Δ Yes Δ No			
Phone:	Lab Project #: (DO NOT REMOVE) 68027798			
Email: JAbraham@southernco.com	Lab PO #: GPC82130-0006 / PO Line #3			
Project Name: CCR - Plant Scherer Cell 1	Project #:			
Site:	Task Code: SCH-CCR-ASSMT-2024S1R2			

Analysis Requested

Preservation Codes:
A - HCL, B - NaOH, C - Zn Acetate, D - Nitric Acid, E - NaHSO4, F - MeOH, G - Amchlor, H - Ascorbic Acid, I - Ice, J - DI Water, K - EDTA, L - EDA
M - Hexane, N - None, O - AsNaO2, P - Na2O4S, Q - Na2SO3, R - Na2S2O3, S - H2SO4, T - TSP Dodecahydrate, U - Acetone, V - MCAA, W - pH 4-5, Y - Trizma, Z - other (specify)
Other:

Task_Code: SCH-CCR-ASSMT-2024S1R2

Special Instructions/Notes:

Sample Identification	Sample Date	Sample Time	Sample Type (C=comp, G=grab)	Matrix (W=water, S=solid, O=waste/oil, BT=Tissue, A=Air)	Field Filtered Sample (Yes or No)	Perform MS/MSD (Yes or No)	300_ORGFM_28D - Sulfate	6020B - Nickel	6020B - Nickel & Zinc	6020B - Calcium	300_ORGFM_28D - Chloride	6020B - Calcium, Nickel & Zinc	300_ORGFM_28D - Chloride & Sulfate	6020B - Metals	Total Number of containers
			Preservation Code:				N	D	D	D	N	D	N		
SCH-GWC-4	5/20/24	15:19	G	WG	N	N					X				
SCH-GWC-6	5/20/24	14:20	G	WG	N	N	X			X					
SCH-GWC-10	5/20/24	12:57	G	WG	N	N	X	X							
SCH-CELL1-FD-1	5/20/24	--	G	WG	N	N	X							X	
SCH-CELL1-FB-2	5/20/24	14:25	G	WQ	N	N	X							X	
SCH-CELL1-EB-3	5/20/24	08:00	G	WQ	N	N	X							X	
SCH-GWC-3	5/20/24	16:22	G	WG	N	N	X								

680-251059 Chain of Custody

Possible Hazard Identification
☐ *Non-Hazard* ☐ *Flammable* ☐ *Skin Irritant* ☐ *Poison B* ☐ *Unknown* ☐ *Radiological*

Sample Disposal (A fee may be assessed if s
☐ *Return To Client* ☐ *Disposal By Lab* ☐ *Archive For* _____ *Months*

Deliverable Requested: I, II, III, IV, Other (specify)

Special Instructions/QC Requirements:

Empty Kit Relinquished by:	Date:	Time:	Method of Shipment:

Relinquished by:	Date/Time:	Company	Received by:	Date/Time:	Company
Tom Keller	5-20-24 / 19:15	WSP	Chris Trowell	5-20-24 / 19:15	WSP
	5-21-24 / 10:33	WSP	[illegible]	5-21-24 1033	Courier Now
				5/21/24 1538	

Custody Seals Intact: Δ Yes Δ No	Custody Seal No.:	Cooler Temperature(s) °C and Other Remarks: CDO 1.0/1.

Login Sample Receipt Checklist

Client: Southern Company

Job Number: 680-251059-1

Login Number: 251059

List Source: Eurofins Savannah

List Number: 1

Creator: Sims, Robert D

Question	Answer	Comment
Radioactivity wasn't checked or is </= background as measured by a survey meter.	N/A	
The cooler's custody seal, if present, is intact.	True	
Sample custody seals, if present, are intact.	True	
The cooler or samples do not appear to have been compromised or tampered with.	True	
Samples were received on ice.	True	
Cooler Temperature is acceptable.	True	
Cooler Temperature is recorded.	True	
COC is present.	True	
COC is filled out in ink and legible.	True	
COC is filled out with all pertinent information.	True	
Is the Field Sampler's name present on COC?	True	
There are no discrepancies between the containers received and the COC.	True	
Samples are received within Holding Time (excluding tests with immediate HTs)	True	
Sample containers have legible labels.	True	
Containers are not broken or leaking.	True	
Sample collection date/times are provided.	True	
Appropriate sample containers are used.	True	
Sample bottles are completely filled.	True	
Sample Preservation Verified.	N/A	
There is sufficient vol. for all requested analyses, incl. any requested MS/MSDs	True	
Containers requiring zero headspace have no headspace or bubble is <6mm (1/4").	N/A	
Multiphasic samples are not present.	True	
Samples do not require splitting or compositing.	True	
Residual Chlorine Checked.	N/A	

eurofins | Environment Testing

ANALYTICAL REPORT

PREPARED FOR

Attn: Joju Abraham
Southern Company
241 Ralph McGill Blvd SE
B10185
Atlanta, Georgia 30308

Generated 6/3/2024 5:18:31 PM

JOB DESCRIPTION

CCR - Plant Scherer PAC Ash Cell

JOB NUMBER

680-251060-1

Eurofins Savannah
5102 LaRoche Avenue
Savannah GA 31404

See page two for job notes and contact information.

my EOL

Eurofins Savannah

Job Notes

This report may not be reproduced except in full, and with written approval from the laboratory. The results relate only to the samples tested. For questions please contact the Project Manager at the e-mail address or telephone number listed on this page.

The test results in this report relate only to the samples as received by the laboratory and will meet all requirements of the methodology, with any exceptions noted. This report shall not be reproduced except in full, without the express written approval of the laboratory. All questions should be directed to the Eurofins Environment Testing Southeast, LLC Project Manager.

Authorization

Generated
6/3/2024 5:18:31 PM

Authorized for release by
David Fuller, Project Manager
David.Fuller@et.eurofinsus.com
(770)344-8986

Definitions/Glossary

Client: Southern Company
Project/Site: CCR - Plant Scherer PAC Ash Cell

Job ID: 680-251060-1

Glossary

Abbreviation	These commonly used abbreviations may or may not be present in this report.
¤	Listed under the "D" column to designate that the result is reported on a dry weight basis
%R	Percent Recovery
CFL	Contains Free Liquid
CFU	Colony Forming Unit
CNF	Contains No Free Liquid
DER	Duplicate Error Ratio (normalized absolute difference)
Dil Fac	Dilution Factor
DL	Detection Limit (DoD/DOE)
DL, RA, RE, IN	Indicates a Dilution, Re-analysis, Re-extraction, or additional Initial metals/anion analysis of the sample
DLC	Decision Level Concentration (Radiochemistry)
EDL	Estimated Detection Limit (Dioxin)
LOD	Limit of Detection (DoD/DOE)
LOQ	Limit of Quantitation (DoD/DOE)
MCL	EPA recommended "Maximum Contaminant Level"
MDA	Minimum Detectable Activity (Radiochemistry)
MDC	Minimum Detectable Concentration (Radiochemistry)
MDL	Method Detection Limit
ML	Minimum Level (Dioxin)
MPN	Most Probable Number
MQL	Method Quantitation Limit
NC	Not Calculated
ND	Not Detected at the reporting limit (or MDL or EDL if shown)
NEG	Negative / Absent
POS	Positive / Present
PQL	Practical Quantitation Limit
PRES	Presumptive
QC	Quality Control
RER	Relative Error Ratio (Radiochemistry)
RL	Reporting Limit or Requested Limit (Radiochemistry)
RPD	Relative Percent Difference, a measure of the relative difference between two points
TEF	Toxicity Equivalent Factor (Dioxin)
TEQ	Toxicity Equivalent Quotient (Dioxin)
TNTC	Too Numerous To Count

Sample Summary

Client: Southern Company
Project/Site: CCR - Plant Scherer PAC Ash Cell

Job ID: 680-251060-1

Lab Sample ID	Client Sample ID	Matrix	Collected	Received
680-251060-1	SCH-GWC-53	Water	05/20/24 10:48	05/21/24 15:38

Job Narrative
680-251060-1

Analytical test results meet all requirements of the associated regulatory program listed on the Accreditation/Certification Summary Page unless otherwise noted under the individual analysis. Data qualifiers are applied to indicate exceptions. Noncompliant quality control (QC) is further explained in narrative comments.

- Matrix QC may not be reported if insufficient sample or site-specific QC samples were not submitted. In these situations, to demonstrate precision and accuracy at a batch level, a LCS/LCSD may be performed, unless otherwise specified in the method.
- Surrogate and/or isotope dilution analyte recoveries (if applicable) which are outside of the QC window are confirmed unless attributed to a dilution or otherwise noted in the narrative.

Receipt
The sample was received on 5/21/2024 3:38 PM. Unless otherwise noted below, the sample arrived in good condition, and, where required, properly preserved and on ice. The temperature of the cooler at receipt time was 1.1°C.

HPLC/IC
No additional analytical or quality issues were noted, other than those described above or in the Definitions/ Glossary page.

Client Sample Results

Client: Southern Company
Project/Site: CCR - Plant Scherer PAC Ash Cell

Job ID: 680-251060-1

Client Sample ID: SCH-GWC-53

Lab Sample ID: 680-251060-1

Date Collected: 05/20/24 10:48
Matrix: Water
Date Received: 05/21/24 15:38

Method: MCAWW 300.0-1993 R2.1 - Anions, Ion Chromatography

Analyte	Result	Qualifier	RL	MDL	Unit	D	Prepared	Analyzed	Dil Fac
Chloride	13		5.0	1.0	mg/L			05/31/24 20:43	5

QC Sample Results

Client: Southern Company
Project/Site: CCR - Plant Scherer PAC Ash Cell

Job ID: 680-251060-1

Method: 300.0-1993 R2.1 - Anions, Ion Chromatography

Lab Sample ID: MB 680-840534/33
Matrix: Water
Analysis Batch: 840534

Client Sample ID: Method Blank
Prep Type: Total/NA

Analyte	MB Result	MB Qualifier	RL	MDL	Unit	D	Prepared	Analyzed	Dil Fac
Chloride	<0.20		1.0	0.20	mg/L			05/31/24 15:48	1

Lab Sample ID: LCS 680-840534/34
Matrix: Water
Analysis Batch: 840534

Client Sample ID: Lab Control Sample
Prep Type: Total/NA

Analyte			Spike Added	LCS Result	LCS Qualifier	Unit	D	%Rec	%Rec Limits		
Chloride			10.0	10.4		mg/L		104	90 - 110		

Lab Sample ID: LCSD 680-840534/35
Matrix: Water
Analysis Batch: 840534

Client Sample ID: Lab Control Sample Dup
Prep Type: Total/NA

Analyte			Spike Added	LCSD Result	LCSD Qualifier	Unit	D	%Rec	%Rec Limits	RPD	RPD Limit
Chloride			10.0	10.3		mg/L		103	90 - 110	1	15

Lab Sample ID: 680-251033-G-1 MS
Matrix: Water
Analysis Batch: 840534

Client Sample ID: Matrix Spike
Prep Type: Total/NA

Analyte	Sample Result	Sample Qualifier	Spike Added	MS Result	MS Qualifier	Unit	D	%Rec	%Rec Limits		
Chloride	28		50.0	77.3		mg/L		98	80 - 120		

Lab Sample ID: 680-251033-G-1 MSD
Matrix: Water
Analysis Batch: 840534

Client Sample ID: Matrix Spike Duplicate
Prep Type: Total/NA

Analyte	Sample Result	Sample Qualifier	Spike Added	MSD Result	MSD Qualifier	Unit	D	%Rec	%Rec Limits	RPD	RPD Limit
Chloride	28		50.0	77.7		mg/L		99	80 - 120	1	15

QC Association Summary

Client: Southern Company
Project/Site: CCR - Plant Scherer PAC Ash Cell

Job ID: 680-251060-1

HPLC/IC

Analysis Batch: 840534

Lab Sample ID	Client Sample ID	Prep Type	Matrix	Method	Prep Batch
680-251060-1	SCH-GWC-53	Total/NA	Water	300.0-1993 R2.1	
MB 680-840534/33	Method Blank	Total/NA	Water	300.0-1993 R2.1	
LCS 680-840534/34	Lab Control Sample	Total/NA	Water	300.0-1993 R2.1	
LCSD 680-840534/35	Lab Control Sample Dup	Total/NA	Water	300.0-1993 R2.1	
680-251033-G-1 MS	Matrix Spike	Total/NA	Water	300.0-1993 R2.1	
680-251033-G-1 MSD	Matrix Spike Duplicate	Total/NA	Water	300.0-1993 R2.1	

Lab Chronicle

Client: Southern Company
Project/Site: CCR - Plant Scherer PAC Ash Cell

Job ID: 680-251060-1

Client Sample ID: SCH-GWC-53

Date Collected: 05/20/24 10:48
Date Received: 05/21/24 15:38

Lab Sample ID: 680-251060-1

Matrix: Water

Prep Type	Batch Type	Batch Method	Run	Dil Factor	Initial Amount	Final Amount	Batch Number	Prepared or Analyzed	Analyst	Lab
Total/NA	Analysis	300.0-1993 R2.1		5	2 mL	2 mL	840534	05/31/24 20:43	AF	EET SAV
	Instrument ID: CICR									

Laboratory References:

EET SAV = Eurofins Savannah, 5102 LaRoche Avenue, Savannah, GA 31404, TEL (912)354-7858

Accreditation/Certification Summary

Client: Southern Company
Job ID: 680-251060-1
Project/Site: CCR - Plant Scherer PAC Ash Cell

Laboratory: Eurofins Savannah

The accreditations/certifications listed below are applicable to this report.

Authority	Program	Identification Number	Expiration Date
Florida	NELAP	E87052	06-30-24
Georgia	State	E87052	06-30-24

Method Summary

Client: Southern Company
Project/Site: CCR - Plant Scherer PAC Ash Cell

Job ID: 680-251060-1

Method	Method Description	Protocol	Laboratory
300.0-1993 R2.1	Anions, Ion Chromatography	MCAWW	EET SAV

Protocol References:

MCAWW = "Methods For Chemical Analysis Of Water And Wastes", EPA-600/4-79-020, March 1983 And Subsequent Revisions.

Laboratory References:

EET SAV = Eurofins Savannah, 5102 LaRoche Avenue, Savannah, GA 31404, TEL (912)354-7858

Eurofins Savannah
5102 LaRoche Avenue
Savannah, GA 31404
Phone (912) 354-7858 Phone (912) 352-0165

Chain of Custody Record

eurofins Environment Testing

Client Information	Sampler(s): Tom Keller	Lab PM / Phone: David Fuller / 770-344-8986	Carrier Tracking No(s):	COC No:
Client Contact: Joju Abraham	Site-Project Manager / Phone: Dawn Prell / 248-536-5445	E-Mail: David.Fuller@et.eurofinsus.com	State of Origin: GA	Page: Page 1 of 1
Company: Southern Company				Job #:
Address: 241 Ralph McGill Blvd SE B10185	Due Date Requested:			
City: Atlanta	TAT Requested (days): 2 weeks			
State, Zip: GA, 30308	Compliance Project: Δ Yes Δ No			
Phone:	Lab Project #: (DO NOT REMOVE) 68027798			
Email: JAbraham@southernco.com	Lab PO #: GPC82130-0006 / PO Line #4			
Project Name: CCR - Plant Scherer PAC Ash Cell	Project #:			
Site:	Task Code: SCH-CCR-ASSMT-2024S1R2			

Analysis Requested

Preservation Codes:
A - HCL
B - NaOH
C - Zn Acetate
D - Nitric Acid
E - NaHSO4
F - MeOH
G - Amchlor
H - Ascorbic Acid
I - Ice
J - DI Water
K - EDTA
L - EDA
M - Hexane
N - None
O - AsNaO2
P - Na2O4S
Q - Na2SO3
R - Na2S2O3
S - H2SO4
T - TSP Dodecahydrate
U - Acetone
V - MCAA
W - pH 4-5
Y - Trizma
Z - other (specify)
Other:

Task_Code: SCH-CCR-ASSMT-2024S1R2

Special Instructions/Notes:

Sample Identification	Sample Date	Sample Time	Sample Type (C=comp, G=grab)	Matrix (W=water, S=solid, O=waste/oil, BT=Tissue, A=Air)	Field Filtered Sample (Yes or No)	Perform MS/MSD (Yes or No)	300_ORGFM_28D - Chloride	Total Number of containers
			Preservation Code:		X	X	N	X
SCH-GWC-53 -	5/20/24	10:48	G	WG	N	N	X	1

680-251060 Chain of Custody

Possible Hazard Identification
☐ *Non-Hazard* ☐ *Flammable* ☐ *Skin Irritant* ☐ *Poison B* ☐ *Unknown* ☐ *Radiological*

Sample Disposal (A fee may be assessed if samples are retained longer than 1 month)
☐ *Return To Client* ☐ *Disposal By Lab* ☐ *Archive For* _____ *Months*

Deliverable Requested: I, II, III, IV, Other (specify)

Special Instructions/QC Requirements:

Empty Kit Relinquished by:	Date:	Time:	Method of Shipment:

Relinquished by:	Date/Time:	Company	Received by:	Date/Time:	Company
Tom Keller	5-20-24 19:15	WSP	Tom Keller	5-20-24 19:15	WSP
Chris Tidwell	5-21-24 10:33	WSP	Ken Hengele	5-21-24 10:33	Courier Now
				5-22-24 1535	N

Custody Seals Intact: Δ Yes Δ No	Custody Seal No.:	Cooler Temperature(s) °C and Other Remarks: 1.0/1.1

6/3/2024

Login Sample Receipt Checklist

Client: Southern Company

Job Number: 680-251060-1

Login Number: 251060

List Source: Eurofins Savannah

List Number: 1

Creator: Sims, Robert D

Question	Answer	Comment
Radioactivity wasn't checked or is </= background as measured by a survey meter.	N/A	
The cooler's custody seal, if present, is intact.	True	
Sample custody seals, if present, are intact.	True	
The cooler or samples do not appear to have been compromised or tampered with.	True	
Samples were received on ice.	True	
Cooler Temperature is acceptable.	True	
Cooler Temperature is recorded.	True	
COC is present.	True	
COC is filled out in ink and legible.	True	
COC is filled out with all pertinent information.	True	
Is the Field Sampler's name present on COC?	True	
There are no discrepancies between the containers received and the COC.	True	
Samples are received within Holding Time (excluding tests with immediate HTs)	True	
Sample containers have legible labels.	True	
Containers are not broken or leaking.	True	
Sample collection date/times are provided.	True	
Appropriate sample containers are used.	True	
Sample bottles are completely filled.	True	
Sample Preservation Verified.	N/A	
There is sufficient vol. for all requested analyses, incl. any requested MS/MSDs	True	
Containers requiring zero headspace have no headspace or bubble is <6mm (1/4").	N/A	
Multiphasic samples are not present.	True	
Samples do not require splitting or compositing.	True	
Residual Chlorine Checked.	N/A	

APPENDIX B

Data Validation Summaries

Quality Control Review of Analytical Data - Plant Scherer Cell 1, PAC Ash Cell, and Cell 3 Submitted by Eurofins Environmental Testing February - May 2024

This narrative presents results of the quality control (QC) data review performed on analytical data submitted by Eurofins Environmental Testing, Inc. for groundwater samples collected in two active cells, Cell 1, PAC Ash Cell, and Cell 3 at Plant Scherer CCR site (Site) between February 28, 2024, and May 20, 2024. The chemical data were reviewed to identify quality issues which could affect the use of the data for decision making purposes.

Information regarding the primary sample locations, analytical parameters, QC samples, sampling dates, and laboratory sample delivery group (SDG) designations is summarized in Table 1. In accordance with groundwater monitoring and corrective action procedures discussed in Title 40 CFR, Subpart D - Standards for the Disposal of Coal Combustion Residuals in Landfills and Surface Impoundments and the Georgia Environmental Protection Division Rules for Solid Waste Management 391-3-4-.10, the groundwater samples were analyzed for detection monitoring constituents listed in 40 CFR, Part 257, Appendix III and for applicable state and federal monitoring parameters pursuant to the Site's 2010 Design & Operations (D&O) Plan. Additional analysis included cations and anions (potassium, magnesium, and sodium) and alkalinity (total, carbonate, and bicarbonate). Test methods included Inductively Coupled Plasma - Mass Spectrometry (USEPA Method 6020B), Mercury in Liquid Wastes (USEPA Method 7470A), Determination of Inorganic Anions by Ion Chromatography (USEPA Method 300.0), Total Dissolved Solids (Standard Methods 2540C), and Alkalinity by Titration through Standard Method 2320B (SM2320B).

Data were reviewed in accordance with the US EPA Region IV Data Validation Standard Operating Procedures for Contract Laboratory Program (CLP) Inorganic Data by Inductively Coupled Plasma – Atomic Emission Spectroscopy and Inductively Coupled Plasma – Mass Spectroscopy (September 2011, Rev. 2.0), US EPA Region IV Data Validation Standard Operating Procedures for CLP Mercury Data by Cold Vapor Atomic Absorption (September 2011, Rev. 2.0), the National Functional Guidelines for Inorganic Superfund Methods Data Review (November 2020), and US Department of Energy, Evaluation of Radiochemical Data Usability (April 1997). The review included an assessment of the results for completeness, precision (field and laboratory duplicates, matrix spike/matrix spike duplicates), accuracy (laboratory control samples and matrix spike samples), and sensitivity (reporting limits and blank contamination, including filed and laboratory blanks). Additionally, sample procedures, holding times and chains-of-custody were reviewed. Where there was a discrepancy between the QC criteria in the guidelines and the QC criterion established in the analytic methodology, method-specific criteria or professional judgment was used.

DATA QUALITY OBJECTIVES

Laboratory Precision: Laboratory goals for precision were met except total dissolved solids (TDS) and calcium, as described in the qualification section below.

Field Precision: Field goals for precision were met except carbonate alkalinity as $CaCO_3$ and sulfate as described in the qualification section below.

Accuracy: Laboratory goals for accuracy were met.

Sensitivity: Project goals for detection limits were met. Certain samples were diluted due to elevated concentrations of target analytes. Dilutions do not require qualifications based on USEPA guidelines. Detection and reporting limits of non-detect compounds are elevated proportional to the dilution when undiluted sample results are not provided by the laboratory. The data usability of diluted results was

evaluated by the data user in the context of site-wide characterization. Detections were found in certain blank results, as described in the qualification sections below.

Completeness: There were no rejected analytical results for this event, resulting in a completion of 100%.

Holding Times: All holding time requirements were met in accordance with specific analytical methods.

QUALIFICATIONS

In general, chemical results for the samples collected at the Site were qualified on the basis of imprecision or inaccuracy, or on the basis of professional judgment. The following definitions provide brief explanations of the qualifiers which may have been assigned to data during the data validation process.

J	The analyte was positively identified above the method detection limit; however, the associated numerical value is the approximate concentration of the analyte in the sample.
J+	The analyte was reported above the method detection limit; however, the concentration reported is an estimated value that may be biased high.
U	The analyte was not detected above the method detection limit.

The data generated as part of this sampling event met the QC criteria established in the respective analytical methods and data validation guidelines except as specified below. Although these qualifications were applied to data from samples collected at the Site and reported in SDGs 680-247427-1, 680-247613-1, 680-247414-1, 680-247418-1, 680-247248-1, and 680-251059-1, qualifications may not have been required or applied to all samples collected. A summary of sample qualifications can be found in Table 2.

- TDS result for samples SCH-SWA-3 and SCH-SWC-4 from SDG 680-247418-1 were qualified as estimated (J) when the laboratory duplicate relative percent difference (RPD) exceeded criteria.
- The carbonate alkalinity as $CaCO_3$ results for samples SCH-GWC-4 from SDG 680-247427-1 and SCH-GWC-53 and SCH-GWC-52 from SDG 680-247613-1 were qualified as estimated (J) when the field duplicate RPD exceeded criteria.
- Calcium result in sample SCH-SWA-1 from SDG 680-247418-1 was qualified as estimated, high biased (J+) when the MS and/or MSD recoveries were above laboratory criteria.
- Certain boron, copper, lead, molybdenum, nickel, and sulfate results from 680-247427-1, 680-247613-1, 680-247414-1, 680-247418-1, 680-247248-1, and 680-251059-1 were qualified as non-detect (U) when the analyte was detected at a similar level in an associated blank sample. As shown in Table 2, if the original sample results were below the reporting limit (RL), the results were qualified as non-detect (U) and the RL was reported as the result. If the original sample results were greater than the RL, the original results were reported as the new RL and were U qualified.

WSP reviewed the data from samples collected at Plant Scherer CCR Cell 1, PAC Ash, and Cell 3 between February 22, 2024, and May 20, 2024 in accordance with the analytical methods, the laboratory specific QC criteria, and the guidelines. As described above, 100% of the results were acceptable for project use. The data are considered usable for meeting project objectives and the results are considered valid.

REFERENCE

Paar, J.G. & Porterfield, D.R. Evaluation of Radiochemical Data Usability. United States Department of Energy, Office of Environmental Restoration and Waste Management, Oak Ridge National Laboratory, April 1997.

US EPA, November 2020, National Functional Guidelines for Inorganic Superfund Methods Data Review, Office of Superfund Remediation and Technology Innovation. OLEM 9240.0-51 [EPA 540-R-20-005]. Washington. DC, November 2020.

USEPA, September 2011, Region 4, Science and Ecosystem Support Division, Quality Assurance Section, MTSB, Data Validation Standard Operating Procedures for Contract Laboratory Program Inorganic Data By Inductively Coupled Plasma – Atomic Emission Spectroscopy and Inductively Coupled Plasma – Mass Spectroscopy, Revision 2.0.

USEPA, September 2011, Region 4, Science and Ecosystem Support Division, Quality Assurance Section, MTSB, Data Validation Standard Operating Procedures for Contract Laboratory Program Mercury Data By Cold Vapor Atomic Absorption, Revision 2.0.

TABLE 1

Sample Summary Table
SCS Plant Scherer

						Analyses										
SDGs	***Field Identification***	***Collection Date***	***Lab Identification***	***Matrix***	***QC Samples***	**Alkalinity (SM 2320B)**	**Anions (EPA 300.0)**	**Mercury (EPA 7470A)**	**Total Metals (SW 6020B)**	**Total Dissolved Solids (SW 2540C)**	**Cations (EPA 6010D)**	**COD (410.4)**	**Cyanide (SM 4500 CN)**	**TOC (SM 5310C)**	**Radium-226 (EPA 9315)**	**Radium-228 (EPA 9320)**
680-247345-1	SCH-GWA-16	2/28/2024	680-247345-1	WG	-	X	X	X	X	X	X	-	-	-	-	-
680-247345-1	SCH-GWA-17	2/28/2024	680-247345-2	WG	-	X	X	X	X	X	X	-	-	-	-	-
680-247427-1	SCH-GWC-4	2/29/2024	680-247427-1	WG	-	X	X	X	X	X	X	-	-	-	-	-
680-247427-1	SCH-GWC-5	2/29/2024	680-247427-2	WG	-	X	X	X	X	X	X	-	-	-	-	-
680-247427-1	SCH-GWC-6	2/29/2024	680-247427-3	WG	-	X	X	X	X	X	X	-	-	-	-	-
680-247427-1	SCH-GWC-7	2/29/2024	680-247427-4	WG	-	X	X	X	X	X	X	-	-	-	-	-
680-247427-1	SCH-GWC-8A	2/29/2024	680-247427-5	WG	-	X	X	X	X	X	X	-	-	-	-	-
680-247427-1	SCH-GWC-11	2/29/2024	680-247427-6	WG	-	X	X	X	X	X	X	-	-	-	-	-
680-247427-1	SCH-GWC-12	2/29/2024	680-247427-7	WG	-	X	X	X	X	X	X	-	-	-	-	-
680-247427-1	SCH-GWC-18	2/29/2024	680-247427-8	WG	-	X	X	X	X	X	X	-	-	-	-	-
680-247427-1	SCH-GWC-19	2/29/2024	680-247427-9	WG	-	X	X	X	X	X	X	-	-	-	-	-
680-247427-1	SCH-CELL1-FD-5	2/29/2024	680-247427-10	WG	FD(SCH-GWC-4)	X	X	X	X	X	X	-	-	-	-	-
680-247427-1	SCH-CELL1-FD-6	2/29/2024	680-247427-11	WG	FD(SCH-GWC-12)	X	X	X	X	X	X	-	-	-	-	-
680-247427-1	SCH-CELL1-EB-5	2/29/2024	680-247427-12	WQ	EB (SCH-GWC-6)	X	X	X	X	X	X	-	-	-	-	-
680-247427-1	SCH-CELL1-FB-5	2/29/2024	680-247427-13	WQ	FB(SCH-GWC-5)	X	X	X	X	X	X	-	-	-	-	-
680-247427-1	SCH-CELL1-EB-6	2/29/2024	680-247427-14	WQ	EB (SCH-GWC-18)	X	X	X	X	X	X	-	-	-	-	-
680-247427-1	SCH-CELL1-FB-6	2/29/2024	680-247427-15	WQ	FB(SCH-GWC-19)	X	X	X	X	X	X	-	-	-	-	-
680-247427-1	SCH-GWC-20	3/1/2024	680-247427-16	WG	-	X	X	X	X	X	X	-	-	-	-	-
680-247427-1	SCH-GWC-1	3/1/2024	680-247427-17	WG	-	X	X	X	X	X	X	-	-	-	-	-
680-247427-1	SCH-GWC-9	3/1/2024	680-247427-18	WG	-	X	X	X	X	X	X	-	-	-	-	-
680-247427-1	SCH-GWC-13	3/1/2024	680-247427-19	WG	-	X	X	X	X	X	X	-	-	-	-	-
680-247427-1	SCH-GWC-14	3/1/2024	680-247427-20	WG	-	X	X	X	X	X	X	-	-	-	-	-
680-247427-1	SCH-GWC-2	3/1/2024	680-247427-21	WG	-	X	X	X	X	X	X	-	-	-	-	-
680-247427-1	SCH-GWC-10	3/1/2024	680-247427-22	WG	-	X	X	X	X	X	X	-	-	-	-	-
680-247612-1	SCH-GWC-3	3/4/2024	680-247612-1	WG	-	X	X	X	X	X	X	-	-	-	-	-
680-247612-1	SCH-GWA-15	3/4/2024	680-247612-2	WG	-	X	X	X	X	X	X	-	-	-	-	-
680-247613-1	SCH-PAC-EB-8	3/4/2024	680-247613-1	WQ	EB (SCH-GWA-46)	X	X	X	X	X	X	-	-	-	-	-
680-247613-1	SCH-GWA-46	3/4/2024	680-247613-2	WG	-	X	X	X	X	X	X	-	-	-	-	-
680-247613-1	SCH-GWA-45	3/4/2024	680-247613-3	WG	-	X	X	X	X	X	X	-	-	-	-	-
680-247613-1	SCH-GWA-22	3/4/2024	680-247613-4	WG	-	X	X	X	X	X	X	-	-	-	-	-
680-247613-1	SCH-PAC-FB-7	3/4/2024	680-247613-5	WQ	FB (SCH-GWA-22)	X	X	X	X	X	X	-	-	-	-	-
680-247613-1	SCH-GWA-47	3/4/2024	680-247613-6	WG	-	X	X	X	X	X	X	-	-	-	-	-
680-247613-1	SCH-GWC-53	3/4/2024	680-247613-7	WG	-	X	X	X	X	X	X	-	-	-	-	-
680-247613-1	SCH-PAC-FD-7	3/4/2024	680-247613-8	WG	FD (SCH-GWC-53)	X	X	X	X	X	X	-	-	-	-	-
680-247613-1	SCH-PAC-FB-8	3/4/2024	680-247613-9	WQ	FB (SCH-GWC-51)	X	X	X	X	X	X	-	-	-	-	-
680-247613-1	SCH-GWC-51	3/4/2024	680-247613-10	WG	-	X	X	X	X	X	X	-	-	-	-	-
680-247613-1	SCH-GWA-48	3/4/2024	680-247613-11	WG	-	X	X	X	X	X	X	-	-	-	-	-
680-247613-1	SCH-GWC-52	3/4/2024	680-247613-12	WG	-	X	X	X	X	X	X	-	-	-	-	-
680-247613-1	SCH-PAC-FD-8	3/4/2024	680-247613-13	WG	FD (SCH-GWC-52)	X	X	X	X	X	X	-	-	-	-	-
680-247613-1	SCH-GWC-50	3/4/2024	680-247613-14	WG	-	X	X	X	X	X	X	-	-	-	-	-
680-247613-1	SCH-GWA-49	3/4/2024	680-247613-15	WG	-	X	X	X	X	X	X	-	-	-	-	-
680-247613-1	SCH-GWC-29	3/4/2024	680-247613-16	WG	-	X	X	X	X	X	X	-	-	-	-	-
680-247414-1	SCH-GWA-21	2/29/2024	680-247414-1	WG	-	X	X	X	X	X	-	-	-	-	-	-
680-247414-1	SCH-PAC-EB-7	2/29/2024	680-247414-2	WQ	EB (SCH-GWA-21)	X	X	X	X	X	-	-	-	-	-	-
680-247250-1	SCH-SWA-2	2/26/2024	680-247250-1	WS	-	X	X	X	X	X	X	X	X	X	-	-
680-247418-1	SCH-SWA-1	2/29/2024	680-247418-1	WS	-	X	X	X	X	X	X	X	X	X	-	-
680-247418-1	SCH-SWA-3	2/29/2024	680-247418-2	WS	-	X	X	X	X	X	X	X	X	X	-	-
680-247418-1	SCH-SWC-4	2/29/2024	680-247418-3	WS	-	X	X	X	X	X	X	-	-	-	-	-
680-247418-1	SCH-SWC-6	2/29/2024	680-247418-4	WS	-	X	X	X	X	X	X	-	-	-	-	-
680-247418-1	SCH-SWC-7	2/29/2024	680-247418-5	WS	-	X	X	X	X	X	X	X	X	X	-	-
680-247418-1	SCH-SWC-8	2/29/2024	680-247418-6	WS	-	X	X	X	X	X	X	-	-	-	-	-

TABLE 1

Sample Summary Table
SCS Plant Scherer

						Analyses										
SDGs	***Field Identification***	***Collection Date***	***Lab Identification***	***Matrix***	***QC Samples***	**Alkalinity (SM 2320B)**	**Anions (EPA 300.0)**	**Mercury (EPA 7470A)**	**Total Metals (SW 6020B)**	**Total Dissolved Solids (SW 2540C)**	**Cations (EPA 6010D)**	**COD (410.4)**	**Cyanide (SM 4500 CN)**	**TOC (SM 5310C)**	**Radium-226 (EPA 9315)**	**Radium-228 (EPA 9320)**
680-247420-1	SCH-FGD-EFFLUENT	2/29/2024	680-247420-1	WL	-	-	-	X	X	-	-	-	-	-	-	-
680-247131-1	SCH-GWC-35	2/22/2024	680-247131-1	WG	-	X	X	X	X	X	-	-	-	-	-	-
680-247131-1	SCH-CELL3-FB-9	2/22/2024	680-247131-2	WQ	FB (SCH-GWC-35)	X	X	X	X	X	-	-	-	-	-	-
680-247131-1	SCH-GWC-36	2/22/2024	680-247131-3	WG	-	X	X	X	X	X	-	-	-	-	-	-
680-247131-1	SCH-CELL3-EB-9	2/22/2024	680-247131-4	WQ	EB (SCH-GWC-36)	X	X	X	X	X	-	-	-	-	-	-
680-247131-1	SCH-GWC-37	2/22/2024	680-247131-5	WG	-	X	X	X	X	X	-	-	-	-	-	-
680-247131-1	SCH-CELL3-FB-10	2/22/2024	680-247131-6	WQ	FB (SCH-GWC-37)	X	X	X	X	X	-	-	-	-	-	-
680-247131-1	SCH-GWC-38	2/22/2024	680-247131-7	WG	-	X	X	X	X	X	-	-	-	-	-	-
680-247131-1	SCH-CELL3-FD-10	2/22/2024	680-247131-8	WG	FD (SCH-GWC-38)	X	X	X	X	X	-	-	-	-	-	-
680-247131-1	SCH-GWA-44A	2/22/2024	680-247131-9	WG	-	X	X	X	X	X	-	-	-	-	-	-
680-247131-1	SCH-GWC-31	2/22/2024	680-247131-10	WG	-	X	X	X	X	X	-	-	-	-	-	-
680-247131-1	SCH-GWC-30	2/22/2024	680-247131-11	WG	-	X	X	X	X	X	-	-	-	-	-	-
680-247131-1	SCH-GWC-32	2/22/2024	680-247131-12	WG	-	X	X	X	X	X	-	-	-	-	-	-
680-247131-1	SCH-GWA-43	2/22/2024	680-247131-13	WG	-	X	X	X	X	X	-	-	-	-	-	-
680-247131-1	SCH-GWC-33A	2/22/2024	680-247131-14	WG	-	X	X	X	X	X	-	-	-	-	-	-
680-247131-1	SCH-CELL3-FD-9	2/22/2024	680-247131-15	WG	FD (SCH-GWC-33A)	X	X	X	X	X	-	-	-	-	-	-
680-247248-1	SCH-GWC-34	2/26/2024	680-247248-1	WG	-	X	X	X	X	X	-	-	-	-	-	-
680-247248-1	SCH-GWA-41	2/26/2024	680-247248-2	WG	-	X	X	X	X	X	-	-	-	-	-	-
680-247248-1	SCH-GWA-54	2/26/2024	680-247248-3	WG	-	X	X	X	X	X	-	-	-	-	-	-
680-247248-1	SCH-CELL3-EB-10	2/26/2024	680-247248-4	WQ	EB (SCH-GWA-54)	X	X	X	X	X	-	-	-	-	-	-
680-247248-1	SCH-GWA-39	2/26/2024	680-247248-5	WG	-	X	X	X	X	X	-	-	-	-	-	-
680-247248-1	SCH-GWA-40	2/26/2024	680-247248-6	WG	-	X	X	X	X	X	-	-	-	-	-	-
680-247248-1	SCH-GWA-42	2/26/2024	680-247248-7	WG	-	X	X	X	X	X	-	-	-	-	-	-
680-247131-2	SCH-GWC-35	2/22/2024	680-247131-1	WG	-	-	-	-	-	-	-	-	-	-	X	X
680-247131-2	SCH-CELL3-FB-9	2/22/2024	680-247131-2	WQ	FB (SCH-GWC-35)	-	-	-	-	-	-	-	-	-	X	X
680-247131-2	SCH-GWC-36	2/22/2024	680-247131-3	WG	-	-	-	-	-	-	-	-	-	-	X	X
680-247131-2	SCH-CELL3-EB-9	2/22/2024	680-247131-4	WQ	EB (SCH-GWC-36)	-	-	-	-	-	-	-	-	-	X	X
680-247131-2	SCH-GWC-37	2/22/2024	680-247131-5	WG	-	-	-	-	-	-	-	-	-	-	X	X
680-247131-2	SCH-CELL3-FB-10	2/22/2024	680-247131-6	WQ	FB (SCH-GWC-37)	-	-	-	-	-	-	-	-	-	X	X
680-247131-2	SCH-GWC-38	2/22/2024	680-247131-7	WG	-	-	-	-	-	-	-	-	-	-	X	X
680-247131-2	SCH-CELL3-FD-10	2/22/2024	680-247131-8	WG	FD (SCH-GWC-38)	-	-	-	-	-	-	-	-	-	X	X
680-247131-2	SCH-GWA-44A	2/22/2024	680-247131-9	WG	-	-	-	-	-	-	-	-	-	-	X	X
680-247131-2	SCH-GWC-31	2/22/2024	680-247131-10	WG	-	-	-	-	-	-	-	-	-	-	X	X
680-247131-2	SCH-GWC-30	2/22/2024	680-247131-11	WG	-	-	-	-	-	-	-	-	-	-	X	X
680-247131-2	SCH-GWC-32	2/22/2024	680-247131-12	WG	-	-	-	-	-	-	-	-	-	-	X	X
680-247131-2	SCH-GWA-43	2/22/2024	680-247131-13	WG	-	-	-	-	-	-	-	-	-	-	X	X
680-247131-2	SCH-GWC-33A	2/22/2024	680-247131-14	WG	-	-	-	-	-	-	-	-	-	-	X	X
680-247131-2	SCH-CELL3-FD-9	2/22/2024	680-247131-15	WG	FD (SCH-GWC-33A)	-	-	-	-	-	-	-	-	-	X	X
680-247248-2	SCH-GWC-34	2/26/2024	680-247248-1	WG	-	-	-	-	-	-	-	-	-	-	X	X
680-247248-2	SCH-GWA-41	2/26/2024	680-247248-2	WG	-	-	-	-	-	-	-	-	-	-	X	X
680-247248-2	SCH-GWA-54	2/26/2024	680-247248-3	WG	-	-	-	-	-	-	-	-	-	-	X	X
680-247248-2	SCH-CELL3-EB-10	2/26/2024	680-247248-4	WQ	EB (SCH-GWA-54)	-	-	-	-	-	-	-	-	-	X	X
680-247248-2	SCH-GWA-39	2/26/2024	680-247248-5	WG	-	-	-	-	-	-	-	-	-	-	X	X
680-247248-2	SCH-GWA-40	2/26/2024	680-247248-6	WG	-	-	-	-	-	-	-	-	-	-	X	X
680-247248-2	SCH-GWA-42	2/26/2024	680-247248-7	WG	-	-	-	-	-	-	-	-	-	-	X	X
680-250622-1	SCH-GWC-14	5/7/2024	680-250622-2	WG	-	-	-	-	X	-	-	-	-	-	-	-
680-250622-1	SCH-GWC-7	5/7/2024	680-250622-4	WG	-	-	-	-	X	-	-	-	-	-	-	-
680-251059-1	SCH-GWC-4	5/20/2024	680-251059-1	WG	-	-	-	-	X	-	-	-	-	-	-	-
680-251059-1	SCH-GWC-6	5/20/2024	680-251059-2	WG	-	-	X	-	X	-	-	-	-	-	-	-
680-251059-1	SCH-GWC-10	5/20/2024	680-251059-3	WG	-	-	X	-	X	-	-	-	-	-	-	-
680-251059-1	SCH-CELL1-FD-1	5/20/2024	680-251059-4	WG	FD (SCH-GWC-10)	-	X	-	X	-	-	-	-	-	-	-

TABLE 1

Sample Summary Table
SCS Plant Scherer

						Analyses										
SDGs	***Field Identification***	***Collection Date***	***Lab Identification***	***Matrix***	***QC Samples***	**Alkalinity (SM 2320B)**	**Anions (EPA 300.0)**	**Mercury (EPA 7470A)**	**Total Metals (SW 6020B)**	**Total Dissolved Solids (SW 2540C)**	**Cations (EPA 6010D)**	**COD (410.4)**	**Cyanide (SM 4500 CN)**	**TOC (SM 5310C)**	**Radium-226 (EPA 9315)**	**Radium-228 (EPA 9320)**
680-251059-1	SCH-CELL1-FB-2	5/20/2024	680-251059-5	WQ	FB (SCH-GWC-6)	-	X	-	X	-	-	-	-	-	-	-
680-251059-1	SCH-CELL1-EB-3	5/20/2024	680-251059-6	WQ	EB (SCH-GWC-3)	-	X	-	X	-	-	-	-	-	-	-
680-251059-1	SCH-GWC-3	5/20/2024	680-251059-7	WG	-	-	X	-	-	-	-	-	-	-	-	-
680-251060-1	SCH-GWC-53	5/20/2024	680-251060-1	WG	-	-	X	-	-	-	-	-	-	-	-	-

Abbreviations:

SDG- Sample Delivery Group
QC - Quality Control
WG - Groundwater
WQ - Water quality control
SW - Solid Waste
EPA - Environmental Protection Agency
FB - Field Blank
EB - Equipment Blank
FD - Field Duplicate
WL - Leachate
WS - Surface Water
FGD - Flue gas desulfurization

TABLE 2
Qualifier Summary Table
SCS Plant Scherer

SDG	Sample Name	Constituent	New Result	New RL or MDC	Qualifier	Reason
680-247427-1	SCH-GWC-20	Nickel	0.001	-	U	Laboratory blank contamination
680-247427-1	SCH-GWC-9	Nickel	0.001	-	U	Laboratory blank contamination
680-247427-1	SCH-GWC-5	Nickel	0.001	-	U	Laboratory blank contamination
680-247427-1	SCH-GWC-6	Nickel	0.001	-	U	Laboratory blank contamination
680-247427-1	SCH-GWC-19	Nickel	0.001	-	U	Laboratory blank contamination
680-247427-1	SCH-GWC-4	Nickel	-	0.0015	U	Laboratory blank contamination
680-247427-1	SCH-GWC-4	Total Alkalinity as CaCO3	-	-	J	Field duplicate RPD does not meet quality control criteria
680-247427-1	SCH-GWC-4	Bicarbonate Alkalinity as CaCO3	-	-	J	Field duplicate RPD does not meet quality control criteria
680-247427-1	SCH-CELL1-FD-5	Total Alkalinity as CaCO3	-	-	J	Field duplicate RPD does not meet quality control criteria
680-247427-1	SCH-CELL1-FD-5	Bicarbonate Alkalinity as CaCO3	-	-	J	Field duplicate RPD does not meet quality control criteria
680-247613-1	SCH-GWA-22	Copper	-	0.0025	U	Field blank contamination
680-247613-1	SCH-GWC-53	Sulfate	-	-	J	Field duplicate RPD exceedance
680-247613-1	SCH-PAC-FD-7	Sulfate	-	-	J	Field duplicate RPD exceedance
680-247613-1	SCH-GWC-52	Sulfate	-	-	J	Field duplicate RPD exceedance
680-247613-1	SCH-PAC-FD-8	Sulfate	-	-	J	Field duplicate RPD exceedance
680-247414-1	SCH-GWA-21	Lead	-	0.00023	U	Contamination detected in the Equipment Blank less than the Quantitation Limit.
680-247418-1	SCH-SWA-1	Nickel	-	0.0014	U	Method blank contamination
680-247418-1	SCH-SWA-1	Calcium	-	-	J+	MSD recovery was above QC limits
680-247418-1	SCH-SWC-4	TDS	-	-	J	Laboratory duplicate RPD outside QC limits
680-247418-1	SCH-SWA-3	TDS	-	-	J	Laboratory duplicate RPD outside QC limits
680-247248-1	SCH-GWA-54	Boron	0.08	-	U	Equipment blank contamination
680-247248-1	SCH-GWA-54	Molybdenum	0.015	-	U	Equipment blank contamination
680-251059-1	SCH-GWC-6	Sulfate	-	18	U	Field blank contamination
680-251059-1	SCH-GWC-3	Sulfate	1.0	-	U	Field blank contamination

Abbreviations:
RL : Reporting limit
MDC : Minimum detectable concentration
SDG : Sample delivery group
MS/MSD : Matrix Spike/Matrix Spike Duplicate
QC: Quality control
RPD: Relative Percentage Difference

Qualifiers:
J: Estimated
J+: Estimated, high biased
U: Non-detected

APPENDIX B

Laboratory Accreditation

State of Florida
Department of Health, Bureau of Public Health Laboratories
This is to certify that

E87052

EUROFINS SAVANNAH
5102 LAROCHE AVENUE
SAVANNAH, GA 31404

has complied with Florida Administrative Code 64E-1,
for the examination of environmental samples in the following categories

DRINKING WATER - GROUP I UNREGULATED CONTAMINANTS, DRINKING WATER - GROUP II UNREGULATED CONTAMINANTS, DRINKING WATER - GROUP III UNREGULATED CONTAMINANTS, DRINKING WATER - PRIMARY INORGANIC CONTAMINANTS, DRINKING WATER - SECONDARY INORGANIC CONTAMINANTS, DRINKING WATER - SYNTHETIC ORGANIC CONTAMINANTS, NON-POTABLE WATER - EXTRACTABLE ORGANICS, NON-POTABLE WATER - GENERAL CHEMISTRY, NON-POTABLE WATER - METALS, NON-POTABLE WATER - MICROBIOLOGY, NON-POTABLE WATER - PESTICIDES-HERBICIDES-PCB'S, NON-POTABLE WATER - VOLATILE ORGANICS, SOLID AND CHEMICAL MATERIALS - EXTRACTABLE ORGANICS, SOLID AND CHEMICAL MATERIALS - GENERAL CHEMISTRY, SOLID AND CHEMICAL MATERIALS - METALS, SOLID AND CHEMICAL MATERIALS - PESTICIDES-HERBICIDES-PCB'S, SOLID AND CHEMICAL MATERIALS - VOLATILE ORGANICS

Continued certification is contingent upon successful on-going compliance with the NELAC Standards and FAC Rule 64E-1 regulations. Specific methods and analytes certified are cited on the Laboratory Scope of Accreditation for this laboratory and are on file at the Bureau of Public Health Laboratories, P. O. Box 210, Jacksonville, Florida 32231. Clients and customers are urged to verify with this agency the laboratory's certification status in Florida for particular methods and analytes.

Date Issued: January 05, 2024 Expiration Date: June 30, 2024

Marie-Claire Rowlinson, PhD, D(ABMM)
Bureau of Public Health Laboratories
DH Form 1697, 7/04
NON-TRANSFERABLE E87052-79-01/05/2024
Supersedes all previously issued certificates

Laboratory Scope of Accreditation

Attachment to Certificate #: E87052-79, expiration date June 30, 2024. This listing of accredited analytes should be used only when associated with a valid certificate.

State Laboratory ID: E87052 EPA Lab Code: GA00006 (912) 354-7858

E87052
Eurofins Savannah
5102 LaRoche Avenue
Savannah, GA 31404

Matrix: Drinking Water

Analyte#	Analyte	Method/Tech	Method Code	Category	Effective Date
5180	1,2,3-Trichloropropane	EPA 504.1	10082801	Group II Unregulated Contaminants	4/18/2011
4570	1,2-Dibromo-3-chloropropane (DBCP)	EPA 504.1	10082801	Synthetic Organic Contaminants	2/6/2002
4585	1,2-Dibromoethane (EDB, Ethylene dibromide)	EPA 504.1	10082801	Synthetic Organic Contaminants	2/6/2002
9490	11-Chloroeicosafluoro-3-oxaundecane-1-sulfonic Acid (11-ClPF3OUdS)	EPA 533	10091619	Group III Unregulated Contaminants	6/16/2023
9490	11-Chloroeicosafluoro-3-oxaundecane-1-sulfonic Acid (11-ClPF3OUdS)	EPA 537.1	10091642	Group III Unregulated Contaminants	6/16/2023
6948	1H,1H,2H,2H-Perfluorodecanesulfonic Acid (8:2 FTS)	EPA 533	10091619	Group III Unregulated Contaminants	6/16/2023
6946	1H,1H,2H,2H-Perfluorohexanesulfonic acid (4:2 FTS)	EPA 533	10091619	Group III Unregulated Contaminants	6/16/2023
6947	1H,1H,2H,2H-Perfluoro-octanesulfonic Acid (6:2 FTS)	EPA 533	10091619	Group III Unregulated Contaminants	6/16/2023
4846	2-(N-Ethyl-perfluorooctane sulfonamido) acetic acid (N-EtFOSAA)	EPA 537.1	10091642	Group III Unregulated Contaminants	6/16/2023
4847	2-(N-Methyl-perfluorooctane sulfonamido) acetic acid (N-MeFOSAA)	EPA 537.1	10091642	Group III Unregulated Contaminants	6/16/2023
6951	4,8-Dioxa-3H-perfluorononanoic Acid (ADONA)	EPA 533	10091619	Group III Unregulated Contaminants	6/16/2023
6951	4,8-Dioxa-3H-perfluorononanoic Acid (ADONA)	EPA 537.1	10091642	Group III Unregulated Contaminants	6/16/2023
6952	9-Chlorohexadecafluoro-3-oxanonane-1-sulfonic Acid (9-ClPF3ONS)	EPA 533	10091619	Group III Unregulated Contaminants	6/16/2023
6952	9-Chlorohexadecafluoro-3-oxanonane-1-sulfonic Acid (9-ClPF3ONS)	EPA 537.1	10091642	Group III Unregulated Contaminants	6/16/2023
1505	Alkalinity as CaCO3	SM 2320 B	20045607	Primary Inorganic Contaminants	4/5/2013
1000	Aluminum	EPA 200.7	10013806	Secondary Inorganic Contaminants	6/17/2003
1000	Aluminum	EPA 200.8	10014605	Secondary Inorganic Contaminants	6/17/2003
1510	Amenable cyanide	SM 4500-CN- G	20021607	Primary Inorganic Contaminants	2/6/2002
1005	Antimony	EPA 200.8	10014605	Primary Inorganic Contaminants	6/24/2003
1010	Arsenic	EPA 200.8	10014605	Primary Inorganic Contaminants	6/24/2003
1015	Barium	EPA 200.7	10013806	Primary Inorganic Contaminants	2/6/2002
1015	Barium	EPA 200.8	10014605	Primary Inorganic Contaminants	6/24/2003
1020	Beryllium	EPA 200.7	10013806	Primary Inorganic Contaminants	2/6/2002
1020	Beryllium	EPA 200.8	10014605	Primary Inorganic Contaminants	6/24/2003
1025	Boron	EPA 200.7	10013806	Secondary Inorganic Contaminants	12/2/2010
1535	Bromate	EPA 300.1	10275602	Primary Inorganic Contaminants	9/5/2002
1540	Bromide	EPA 300.1	10275602	Primary Inorganic Contaminants	10/17/2003
9312	Bromoacetic acid	EPA 552.2	10095804	Group I Unregulated Contaminants	9/5/2002
1030	Cadmium	EPA 200.7	10013806	Primary Inorganic Contaminants	2/6/2002
1030	Cadmium	EPA 200.8	10014605	Primary Inorganic Contaminants	6/24/2003
1035	Calcium	EPA 200.7	10013806	Primary Inorganic Contaminants	2/6/2002

Attachment to Certificate #: E87052-79, expiration date June 30, 2024. This listing of accredited analytes should be used only when associated with a valid certificate.

State Laboratory ID: E87052 EPA Lab Code: GA00006 (912) 354-7858

E87052
Eurofins Savannah
5102 LaRoche Avenue
Savannah, GA 31404

Matrix: Drinking Water

Analyte#	Analyte	Method/Tech	Method Code	Category	Effective Date
1570	Chlorate	EPA 300.1	10275602	Secondary Inorganic Contaminants	7/30/2007
1575	Chloride	EPA 300.0	10053200	Secondary Inorganic Contaminants	2/6/2002
1575	Chloride	EPA 325.2	10057202	Secondary Inorganic Contaminants	2/6/2002
1575	Chloride	SM 4500-Cl^- E	20086004	Secondary Inorganic Contaminants	7/30/2007
1595	Chlorite	EPA 300.1	10275602	Primary Inorganic Contaminants	12/2/2005
9336	Chloroacetic acid	EPA 552.2	10095804	Group I Unregulated Contaminants	9/5/2002
1040	Chromium	EPA 200.7	10013806	Primary Inorganic Contaminants	2/6/2002
1040	Chromium	EPA 200.8	10014605	Primary Inorganic Contaminants	6/24/2003
1605	Color	EPA 110.2	10005604	Secondary Inorganic Contaminants	2/6/2002
1605	Color	SM 2120 B	20039309	Secondary Inorganic Contaminants	2/6/2002
1610	Conductivity	SM 2510 B	20048606	Primary Inorganic Contaminants	2/6/2002
1055	Copper	EPA 200.7	10013806	Primary Inorganic Contaminants,Secondary Inorganic Contaminants	2/6/2002
1055	Copper	EPA 200.8	10014605	Primary Inorganic Contaminants,Secondary Inorganic Contaminants	6/24/2003
1620	Corrosivity (langlier index)	SM 2330 B	20003207	Secondary Inorganic Contaminants	2/6/2002
1635	Cyanide	EPA 335.4	10061402	Primary Inorganic Contaminants	2/6/2002
1635	Cyanide	SM 4500-CN E	20021209	Primary Inorganic Contaminants	2/6/2002
9357	Dibromoacetic acid	EPA 552.2	10095804	Group I Unregulated Contaminants	9/5/2002
9360	Dichloroacetic acid	EPA 552.2	10095804	Group I Unregulated Contaminants	9/5/2002
1710	Dissolved organic carbon (DOC)	SM 5310 B	20137819	Primary Inorganic Contaminants	12/2/2005
1730	Fluoride	EPA 300.0	10053200	Primary Inorganic Contaminants,Secondary Inorganic Contaminants	2/6/2002
1750	Hardness	EPA 130.2	10007202	Secondary Inorganic Contaminants	11/18/2008
1750	Hardness	SM 2340 B	20046600	Secondary Inorganic Contaminants	12/2/2005
1750	Hardness	SM 2340 C	20047603	Secondary Inorganic Contaminants	11/18/2008
9460	Hexafluoropropylene Oxide Dimer Acid (HFPO-DA, GenX)	EPA 533	10091619	Group III Unregulated Contaminants	6/16/2023
9460	Hexafluoropropylene Oxide Dimer Acid (HFPO-DA, GenX)	EPA 537.1	10091642	Group III Unregulated Contaminants	6/16/2023
1070	Iron	EPA 200.7	10013806	Secondary Inorganic Contaminants	2/6/2002
1075	Lead	EPA 200.8	10014605	Primary Inorganic Contaminants	6/24/2003
1085	Magnesium	EPA 200.7	10013806	Secondary Inorganic Contaminants	2/6/2002
1090	Manganese	EPA 200.7	10013806	Secondary Inorganic Contaminants	2/6/2002
1090	Manganese	EPA 200.8	10014605	Secondary Inorganic Contaminants	6/24/2003
1095	Mercury	EPA 200.8	10014605	Primary Inorganic Contaminants	6/24/2003
1095	Mercury	EPA 245.1	10036609	Primary Inorganic Contaminants	6/24/2003

Attachment to Certificate #: E87052-79, expiration date June 30, 2024. This listing of accredited analytes should be used only when associated with a valid certificate.

State Laboratory ID: E87052 EPA Lab Code: GA00006 (912) 354-7858

E87052
Eurofins Savannah
5102 LaRoche Avenue
Savannah, GA 31404

Matrix: Drinking Water

Analyte#	Analyte	Method/Tech	Method Code	Category	Effective Date
1100	Molybdenum	EPA 200.7	10013806	Secondary Inorganic Contaminants	12/2/2005
1100	Molybdenum	EPA 200.8	10014605	Secondary Inorganic Contaminants	6/23/2010
1105	Nickel	EPA 200.7	10013806	Primary Inorganic Contaminants	2/6/2002
1105	Nickel	EPA 200.8	10014605	Primary Inorganic Contaminants	6/24/2003
1805	Nitrate	EPA 300.0	10053200	Primary Inorganic Contaminants	2/6/2002
1805	Nitrate	EPA 353.2	10067604	Primary Inorganic Contaminants	2/6/2002
1835	Nitrite	EPA 300.0	10053200	Primary Inorganic Contaminants	2/6/2002
1835	Nitrite	EPA 353.2	10067604	Primary Inorganic Contaminants	2/6/2002
6956	Nonafluoro-3,6-dioxaheptanoic Acid (NFDHA)	EPA 533	10091619	Group III Unregulated Contaminants	6/16/2023
1870	Orthophosphate as P	EPA 365.1	10070005	Primary Inorganic Contaminants	12/2/2005
1870	Orthophosphate as P	SM 4500-P F	20026000	Primary Inorganic Contaminants	11/18/2008
6957	Perfluoro(2-ethoxyethane) Sulfonic Acid (PFEESA)	EPA 533	10091619	Group III Unregulated Contaminants	6/16/2023
6965	Perfluoro-3-methoxypropanoic Acid (PFMPA)	EPA 533	10091619	Group III Unregulated Contaminants	6/16/2023
6966	Perfluoro-4-methoxybutanoic Acid (PFMBA)	EPA 533	10091619	Group III Unregulated Contaminants	6/16/2023
6911	Perfluorobutane Sulfonate (PFBS)	EPA 533	10091619	Group III Unregulated Contaminants	6/16/2023
6911	Perfluorobutane Sulfonate (PFBS)	EPA 537.1	10091642	Group III Unregulated Contaminants	6/16/2023
6919	Perfluorobutanoate (PFBA)	EPA 533	10091619	Group III Unregulated Contaminants	6/16/2023
6921	Perfluorodecanoate (PFDA)	EPA 533	10091619	Group III Unregulated Contaminants	6/16/2023
6921	Perfluorodecanoate (PFDA)	EPA 537.1	10091642	Group III Unregulated Contaminants	6/16/2023
6903	Perfluorododecanoic Acid (PFDoA)	EPA 533	10091619	Group III Unregulated Contaminants	6/16/2023
6903	Perfluorododecanoic Acid (PFDoA)	EPA 537.1	10091642	Group III Unregulated Contaminants	6/16/2023
6925	Perfluoroheptane Sulfonate (PFHpS)	EPA 533	10091619	Group III Unregulated Contaminants	6/16/2023
6926	Perfluoroheptanoate (PFHpA)	EPA 533	10091619	Group III Unregulated Contaminants	6/16/2023
6926	Perfluoroheptanoate (PFHpA)	EPA 537.1	10091642	Group III Unregulated Contaminants	6/16/2023
6927	Perfluorohexane Sulfonic Acid (PFHxS)	EPA 533	10091619	Group III Unregulated Contaminants	6/16/2023
6927	Perfluorohexane Sulfonic Acid (PFHxS)	EPA 537.1	10091642	Group III Unregulated Contaminants	6/16/2023
6928	Perfluorohexanoate (PFHxA)	EPA 533	10091619	Group III Unregulated Contaminants	6/16/2023
6928	Perfluorohexanoate (PFHxA)	EPA 537.1	10091642	Group III Unregulated Contaminants	6/16/2023
6930	Perfluorononanoate (PFNA)	EPA 533	10091619	Group III Unregulated Contaminants	6/16/2023
6930	Perfluorononanoate (PFNA)	EPA 537.1	10091642	Group III Unregulated Contaminants	6/16/2023
6931	Perfluorooctane sulfonic acid (PFOS)	EPA 533	10091619	Group III Unregulated Contaminants	6/16/2023
6931	Perfluorooctane sulfonic acid (PFOS)	EPA 537.1	10091642	Group III Unregulated Contaminants	6/16/2023
6932	Perfluoro-octanoate (PFOA)	EPA 533	10091619	Group III Unregulated Contaminants	6/16/2023
6932	Perfluoro-octanoate (PFOA)	EPA 537.1	10091642	Group III Unregulated Contaminants	6/16/2023
6934	Perfluoropentane Sulfonic Acid (PFPeS)	EPA 533	10091619	Group III Unregulated Contaminants	6/16/2023

Attachment to Certificate #: E87052-79, expiration date June 30, 2024. This listing of accredited analytes should be used only when associated with a valid certificate.

State Laboratory ID: E87052 EPA Lab Code: GA00006 (912) 354-7858

E87052
Eurofins Savannah
5102 LaRoche Avenue
Savannah, GA 31404

Matrix: Drinking Water

Analyte#	Analyte	Method/Tech	Method Code	Category	Effective Date
6935	Perfluoropentanoate (PFPeA)	EPA 533	10091619	Group III Unregulated Contaminants	6/16/2023
6902	Perfluorotetradecanoic acid (PFTDA)	EPA 537.1	10091642	Group III Unregulated Contaminants	6/16/2023
9563	Perfluorotridecanoic acid (PFTrDA)	EPA 537.1	10091642	Group III Unregulated Contaminants	6/16/2023
6944	Perfluoroundecanoate (PFUnDA)	EPA 533	10091619	Group III Unregulated Contaminants	6/16/2023
6904	Perfluoroundecanoic acid (PFUnDA)	EPA 537.1	10091642	Group III Unregulated Contaminants	6/16/2023
1900	pH	EPA 150.1	10008409	Secondary Inorganic Contaminants,Primary Inorganic Contaminants	2/6/2002
1900	pH	SM 4500-H+-B	20105219	Primary Inorganic Contaminants,Secondary Inorganic Contaminants	7/30/2007
1125	Potassium	EPA 200.7	10013806	Secondary Inorganic Contaminants	3/25/2003
1955	Residue-filterable (TDS)	EPA 160.1	10009208	Secondary Inorganic Contaminants	2/6/2002
1955	Residue-filterable (TDS)	SM 2540 C	20050402	Secondary Inorganic Contaminants	2/6/2002
1140	Selenium	EPA 200.8	10014605	Primary Inorganic Contaminants	6/24/2003
1990	Silica as SiO2	EPA 200.7	10013806	Primary Inorganic Contaminants	10/5/2020
1150	Silver	EPA 200.7	10013806	Secondary Inorganic Contaminants	2/6/2002
1150	Silver	EPA 200.8	10014605	Secondary Inorganic Contaminants	6/24/2003
1155	Sodium	EPA 200.7	10013806	Primary Inorganic Contaminants	2/6/2002
2000	Sulfate	EPA 300.0	10053200	Primary Inorganic Contaminants,Secondary Inorganic Contaminants	2/6/2002
2000	Sulfate	EPA 375.4	10073800	Secondary Inorganic Contaminants	2/6/2002
1165	Thallium	EPA 200.8	10014605	Primary Inorganic Contaminants	6/24/2003
9414	Total haloacetic acids (HAA5)	EPA 552.2	10095804	Synthetic Organic Contaminants	12/2/2005
1825	Total nitrate-nitrite	EPA 300.0	10053200	Primary Inorganic Contaminants	2/6/2002
1825	Total nitrate-nitrite	EPA 353.2	10067604	Primary Inorganic Contaminants	2/6/2002
2040	Total organic carbon	SM 5310 B	20137819	Primary Inorganic Contaminants	12/2/2005
9642	Trichloroacetic acid	EPA 552.2	10095804	Group I Unregulated Contaminants	9/5/2002
2055	Turbidity	EPA 180.1	10011800	Secondary Inorganic Contaminants	2/6/2002
2055	Turbidity	SM 2130 B	20048219	Secondary Inorganic Contaminants	2/6/2002
2060	UV 254	SM 5910 B	20146401	Primary Inorganic Contaminants	12/2/2005
1185	Vanadium	EPA 200.7	10013806	Secondary Inorganic Contaminants	12/2/2005
1185	Vanadium	EPA 200.8	10014605	Secondary Inorganic Contaminants	3/19/2012
1190	Zinc	EPA 200.7	10013806	Secondary Inorganic Contaminants	12/2/2010
1190	Zinc	EPA 200.8	10014605	Secondary Inorganic Contaminants	6/24/2003

Attachment to Certificate #: E87052-79, expiration date June 30, 2024. This listing of accredited analytes should be used only when associated with a valid certificate.

State Laboratory ID: E87052 EPA Lab Code: GA00006 (912) 354-7858

E87052
Eurofins Savannah
5102 LaRoche Avenue
Savannah, GA 31404

Matrix: Non-Potable Water

Analyte#	Analyte	Method/Tech	Method Code	Category	Effective Date
5105	1,1,1,2-Tetrachloroethane	EPA 8260D	10307127	Volatile Organics	1/5/2024
5160	1,1,1-Trichloroethane	EPA 624.1	10298121	Volatile Organics	4/4/2018
5160	1,1,1-Trichloroethane	EPA 8260D	10307127	Volatile Organics	1/5/2024
5110	1,1,2,2-Tetrachloroethane	EPA 624.1	10298121	Volatile Organics	4/4/2018
5110	1,1,2,2-Tetrachloroethane	EPA 8260D	10307127	Volatile Organics	1/5/2024
5185	1,1,2-Trichloro-1,2,2-trifluoroethane (Freon 113)	EPA 8260D	10307127	Volatile Organics	1/5/2024
5165	1,1,2-Trichloroethane	EPA 624.1	10298121	Volatile Organics	4/4/2018
5165	1,1,2-Trichloroethane	EPA 8260D	10307127	Volatile Organics	1/5/2024
4630	1,1-Dichloroethane	EPA 624.1	10298121	Volatile Organics	4/4/2018
4630	1,1-Dichloroethane	EPA 8260D	10307127	Volatile Organics	1/5/2024
4640	1,1-Dichloroethylene	EPA 624.1	10298121	Volatile Organics	4/4/2018
4640	1,1-Dichloroethylene	EPA 8260D	10307127	Volatile Organics	1/5/2024
4670	1,1-Dichloropropene	EPA 8260D	10307127	Volatile Organics	1/5/2024
5150	1,2,3-Trichlorobenzene	EPA 8260D	10307127	Volatile Organics	1/5/2024
5180	1,2,3-Trichloropropane	EPA 8260D	10307127	Volatile Organics	1/5/2024
5182	1,2,3-Trimethylbenzene	EPA 8260D	10307127	Volatile Organics	1/5/2024
6715	1,2,4,5-Tetrachlorobenzene	EPA 8270	10185203	Extractable Organics	7/1/2003
6715	1,2,4,5-Tetrachlorobenzene	EPA 8270E	10242543	Extractable Organics	1/5/2024
5155	1,2,4-Trichlorobenzene	EPA 625.1	10300024	Extractable Organics	4/4/2018
5155	1,2,4-Trichlorobenzene	EPA 8260D	10307127	Volatile Organics	1/5/2024
5155	1,2,4-Trichlorobenzene	EPA 8270	10185203	Extractable Organics	7/1/2003
5155	1,2,4-Trichlorobenzene	EPA 8270E	10242543	Extractable Organics	1/5/2024
5210	1,2,4-Trimethylbenzene	EPA 8260D	10307127	Volatile Organics	1/5/2024
4570	1,2-Dibromo-3-chloropropane (DBCP)	EPA 8011	10173009	Volatile Organics	7/1/2003
4570	1,2-Dibromo-3-chloropropane (DBCP)	EPA 8260D	10307127	Volatile Organics	1/5/2024
4585	1,2-Dibromoethane (EDB, Ethylene dibromide)	EPA 8011	10173009	Volatile Organics	7/1/2003
4585	1,2-Dibromoethane (EDB, Ethylene dibromide)	EPA 8260D	10307127	Volatile Organics	1/5/2024
4610	1,2-Dichlorobenzene	EPA 624.1	10298121	Volatile Organics	4/4/2018
4610	1,2-Dichlorobenzene	EPA 8260D	10307127	Volatile Organics	1/5/2024
4610	1,2-Dichlorobenzene	EPA 8270	10185203	Extractable Organics	7/1/2003
4610	1,2-Dichlorobenzene	EPA 8270E	10242543	Extractable Organics	1/5/2024
4635	1,2-Dichloroethane	EPA 624.1	10298121	Volatile Organics	4/4/2018
4635	1,2-Dichloroethane	EPA 8260D	10307127	Volatile Organics	1/5/2024
4655	1,2-Dichloropropane	EPA 624.1	10298121	Volatile Organics	4/4/2018
4655	1,2-Dichloropropane	EPA 8260D	10307127	Volatile Organics	1/5/2024

Attachment to Certificate #: E87052-79, expiration date June 30, 2024. This listing of accredited analytes should be used only when associated with a valid certificate.

State Laboratory ID: E87052 EPA Lab Code: GA00006 (912) 354-7858

E87052
Eurofins Savannah
5102 LaRoche Avenue
Savannah, GA 31404

Matrix: Non-Potable Water

Analyte#	Analyte	Method/Tech	Method Code	Category	Effective Date
6220	1,2-Diphenylhydrazine	EPA 8270	10185203	Extractable Organics	7/1/2003
6220	1,2-Diphenylhydrazine	EPA 8270E	10242543	Extractable Organics	1/5/2024
6411	1,2-Diphenylhydrazine (as Azobenzene)	EPA 625.1	10300024	Extractable Organics	12/4/2020
6800	1,3,5-Trichlorobenzene	EPA 8260D	10307127	Volatile Organics	1/5/2024
5215	1,3,5-Trimethylbenzene	EPA 8260D	10307127	Volatile Organics	1/5/2024
6885	1,3,5-Trinitrobenzene (1,3,5-TNB)	EPA 8270	10185203	Extractable Organics	7/1/2003
6885	1,3,5-Trinitrobenzene (1,3,5-TNB)	EPA 8270E	10242543	Extractable Organics	1/5/2024
4615	1,3-Dichlorobenzene	EPA 624.1	10298121	Volatile Organics	4/4/2018
4615	1,3-Dichlorobenzene	EPA 8260D	10307127	Volatile Organics	1/5/2024
4615	1,3-Dichlorobenzene	EPA 8270	10185203	Extractable Organics	7/1/2003
4615	1,3-Dichlorobenzene	EPA 8270E	10242543	Extractable Organics	1/5/2024
4660	1,3-Dichloropropane	EPA 8260D	10307127	Volatile Organics	1/5/2024
6160	1,3-Dinitrobenzene (1,3-DNB)	EPA 8270	10185203	Extractable Organics	7/1/2003
6160	1,3-Dinitrobenzene (1,3-DNB)	EPA 8270E	10242543	Extractable Organics	1/5/2024
4620	1,4-Dichlorobenzene	EPA 624.1	10298121	Volatile Organics	4/4/2018
4620	1,4-Dichlorobenzene	EPA 8260D	10307127	Volatile Organics	1/5/2024
4620	1,4-Dichlorobenzene	EPA 8270	10185203	Extractable Organics	7/1/2003
4620	1,4-Dichlorobenzene	EPA 8270E	10242543	Extractable Organics	1/5/2024
4735	1,4-Dioxane (1,4-Diethyleneoxide)	EPA 624.1	10298121	Volatile Organics	9/15/2022
4735	1,4-Dioxane (1,4-Diethyleneoxide)	EPA 8260D	10307127	Volatile Organics	1/5/2024
4735	1,4-Dioxane (1,4-Diethyleneoxide)	EPA 8270	10185203	Volatile Organics	7/1/2003
4735	1,4-Dioxane (1,4-Diethyleneoxide)	EPA 8270E	10242543	Extractable Organics	1/5/2024
6420	1,4-Naphthoquinone	EPA 8270	10185203	Extractable Organics	7/1/2003
6420	1,4-Naphthoquinone	EPA 8270E	10242543	Extractable Organics	1/5/2024
6630	1,4-Phenylenediamine	EPA 8270	10185203	Extractable Organics	7/1/2003
6630	1,4-Phenylenediamine	EPA 8270E	10242543	Extractable Organics	1/5/2024
9490	11-Chloroeicosafluoro-3-oxaundecane-1-sulfonic Acid (11-ClPF3OUdS)	EPA 1633 Draft 4	10123452	Extractable Organics	9/14/2023
4510	1-Chlorohexane	EPA 8260D	10307127	Volatile Organics	1/5/2024
6948	1H,1H,2H,2H-Perfluorodecanesulfonic Acid (8:2 FTS)	EPA 1633 Draft 4	10123452	Extractable Organics	9/14/2023
6946	1H,1H,2H,2H-Perfluorohexanesulfonic acid (4:2 FTS)	EPA 1633 Draft 4	10123452	Extractable Organics	9/14/2023
6947	1H,1H,2H,2H-Perfluoro-octanesulfonic Acid (6:2 FTS)	EPA 1633 Draft 4	10123452	Extractable Organics	9/14/2023
6380	1-Methylnaphthalene	EPA 8270	10185203	Extractable Organics	7/30/2007
6380	1-Methylnaphthalene	EPA 8270E	10242543	Extractable Organics	1/5/2024
6425	1-Naphthylamine	EPA 8270	10185203	Extractable Organics	7/1/2003

Attachment to Certificate #: E87052-79, expiration date June 30, 2024. This listing of accredited analytes should be used only when associated with a valid certificate.

State Laboratory ID: E87052 EPA Lab Code: GA00006 (912) 354-7858

E87052
Eurofins Savannah
5102 LaRoche Avenue
Savannah, GA 31404

Matrix: Non-Potable Water

Analyte#	Analyte	Method/Tech	Method Code	Category	Effective Date
6425	1-Naphthylamine	EPA 8270E	10242543	Extractable Organics	1/5/2024
4846	2-(N-Ethyl-perfluorooctane sulfonamido) acetic acid (N-EtFOSAA)	EPA 1633 Draft 4	10123452	Extractable Organics	9/14/2023
4847	2-(N-Methyl-perfluorooctane sulfonamido) acetic acid (N-MeFOSAA)	EPA 1633 Draft 4	10123452	Extractable Organics	9/14/2023
4665	2,2-Dichloropropane	EPA 8260D	10307127	Volatile Organics	1/5/2024
4659	2,2'-Oxybis(1-chloropropane),bis(2-Chloro-1-methylethyl)ether (fka bis(2-Chloroisopropyl) ether	EPA 625.1	10300024	Extractable Organics	4/4/2018
4659	2,2'-Oxybis(1-chloropropane),bis(2-Chloro-1-methylethyl)ether (fka bis(2-Chloroisopropyl) ether	EPA 8270	10185203	Extractable Organics	7/1/2003
4659	2,2'-Oxybis(1-chloropropane),bis(2-Chloro-1-methylethyl)ether (fka bis(2-Chloroisopropyl) ether	EPA 8270E	10242543	Extractable Organics	1/5/2024
6735	2,3,4,6-Tetrachlorophenol	EPA 8270	10185203	Extractable Organics	7/1/2003
6735	2,3,4,6-Tetrachlorophenol	EPA 8270E	10242543	Extractable Organics	1/5/2024
8920	2,3-Dichlorobiphenyl (BZ 5)	EPA 625.1	10300024	Pesticides-Herbicides-PCB's	12/4/2020
8655	2,4,5-T	EPA 615	10105609	Pesticides-Herbicides-PCB's	2/6/2002
8655	2,4,5-T	EPA 8151A	10183207	Pesticides-Herbicides-PCB's	1/5/2024
9253	2,4,5-Trichlorobiphenyl (BZ 29)	EPA 625.1	10300024	Pesticides-Herbicides-PCB's	12/4/2020
6835	2,4,5-Trichlorophenol	EPA 8270	10185203	Extractable Organics	7/1/2003
6835	2,4,5-Trichlorophenol	EPA 8270E	10242543	Extractable Organics	1/5/2024
6840	2,4,6-Trichlorophenol	EPA 625.1	10300024	Extractable Organics	4/4/2018
6840	2,4,6-Trichlorophenol	EPA 8270	10185203	Extractable Organics	7/1/2003
6840	2,4,6-Trichlorophenol	EPA 8270E	10242543	Extractable Organics	1/5/2024
8545	2,4-D	EPA 615	10105609	Pesticides-Herbicides-PCB's	2/6/2002
8545	2,4-D	EPA 8151A	10183207	Pesticides-Herbicides-PCB's	1/5/2024
8560	2,4-DB	EPA 615	10105609	Pesticides-Herbicides-PCB's	2/6/2002
8560	2,4-DB	EPA 8151A	10183207	Pesticides-Herbicides-PCB's	1/5/2024
6000	2,4-Dichlorophenol	EPA 625.1	10300024	Extractable Organics	4/4/2018
6000	2,4-Dichlorophenol	EPA 8270	10185203	Extractable Organics	7/1/2003
6000	2,4-Dichlorophenol	EPA 8270E	10242543	Extractable Organics	1/5/2024
6130	2,4-Dimethylphenol	EPA 625.1	10300024	Extractable Organics	4/4/2018
6130	2,4-Dimethylphenol	EPA 8270	10185203	Extractable Organics	7/1/2003
6130	2,4-Dimethylphenol	EPA 8270E	10242543	Extractable Organics	1/5/2024
6175	2,4-Dinitrophenol	EPA 625.1	10300024	Extractable Organics	4/4/2018
6175	2,4-Dinitrophenol	EPA 8270	10185203	Extractable Organics	7/1/2003
6175	2,4-Dinitrophenol	EPA 8270E	10242543	Extractable Organics	1/5/2024
6185	2,4-Dinitrotoluene (2,4-DNT)	EPA 625.1	10300024	Extractable Organics	4/4/2018

Attachment to Certificate #: E87052-79, expiration date June 30, 2024. This listing of accredited analytes should be used only when associated with a valid certificate.

State Laboratory ID: E87052 EPA Lab Code: GA00006 (912) 354-7858

E87052
Eurofins Savannah
5102 LaRoche Avenue
Savannah, GA 31404

Matrix: Non-Potable Water

Analyte#	Analyte	Method/Tech	Method Code	Category	Effective Date
6185	2,4-Dinitrotoluene (2,4-DNT)	EPA 8270	10185203	Extractable Organics	7/1/2003
6185	2,4-Dinitrotoluene (2,4-DNT)	EPA 8270E	10242543	Extractable Organics	1/5/2024
6005	2,6-Dichlorophenol	EPA 8270	10185203	Extractable Organics	7/1/2003
6190	2,6-Dinitrotoluene (2,6-DNT)	EPA 625.1	10300024	Extractable Organics	4/4/2018
6190	2,6-Dinitrotoluene (2,6-DNT)	EPA 8270	10185203	Extractable Organics	7/1/2003
6190	2,6-Dinitrotoluene (2,6-DNT)	EPA 8270E	10242543	Extractable Organics	1/5/2024
5515	2-Acetylaminofluorene	EPA 8270	10185203	Extractable Organics	7/1/2003
5515	2-Acetylaminofluorene	EPA 8270E	10242543	Extractable Organics	1/5/2024
4410	2-Butanone (Methyl ethyl ketone, MEK)	EPA 8260D	10307127	Volatile Organics	1/5/2024
4500	2-Chloroethyl vinyl ether	EPA 624.1	10298121	Volatile Organics	4/4/2018
4500	2-Chloroethyl vinyl ether	EPA 8260D	10307127	Volatile Organics	1/5/2024
5795	2-Chloronaphthalene	EPA 625.1	10300024	Extractable Organics	4/4/2018
5795	2-Chloronaphthalene	EPA 8270	10185203	Extractable Organics	7/1/2003
5795	2-Chloronaphthalene	EPA 8270E	10242543	Extractable Organics	1/5/2024
5800	2-Chlorophenol	EPA 625.1	10300024	Extractable Organics	4/4/2018
5800	2-Chlorophenol	EPA 8270	10185203	Extractable Organics	7/1/2003
5800	2-Chlorophenol	EPA 8270E	10242543	Extractable Organics	1/5/2024
4535	2-Chlorotoluene	EPA 8260D	10307127	Volatile Organics	1/5/2024
5866	2-Ethoxyethanol (Ethyl Cellusolve)	EPA 8270E	10242543	Extractable Organics	1/5/2024
9340	2H,2H,3H,3H-Perfluorodecanoic Acid (7:3 FTCA)	EPA 1633 Draft 4	10123452	Extractable Organics	9/14/2023
9338	2H,2H,3H,3H-Perfluoro-octanoic Acid (5:3 FTCA)	EPA 1633 Draft 4	10123452	Extractable Organics	9/14/2023
4860	2-Hexanone	EPA 8260D	10307127	Volatile Organics	1/5/2024
6360	2-Methyl-4,6-dinitrophenol	EPA 625.1	10300024	Extractable Organics	4/4/2018
6360	2-Methyl-4,6-dinitrophenol	EPA 8270	10185203	Extractable Organics	7/1/2003
6360	2-Methyl-4,6-dinitrophenol	EPA 8270E	10242543	Extractable Organics	1/5/2024
6385	2-Methylnaphthalene	EPA 8260D	10307127	Volatile Organics	1/5/2024
6385	2-Methylnaphthalene	EPA 8270	10185203	Extractable Organics	7/1/2003
6385	2-Methylnaphthalene	EPA 8270E	10242543	Extractable Organics	1/5/2024
6400	2-Methylphenol (o-Cresol)	EPA 8270	10185203	Extractable Organics	7/1/2003
6400	2-Methylphenol (o-Cresol)	EPA 8270E	10242543	Extractable Organics	1/5/2024
6430	2-Naphthylamine	EPA 8270	10185203	Extractable Organics	7/30/2007
6430	2-Naphthylamine	EPA 8270E	10242543	Extractable Organics	1/5/2024
6460	2-Nitroaniline	EPA 8270	10185203	Extractable Organics	7/1/2003
6460	2-Nitroaniline	EPA 8270E	10242543	Extractable Organics	1/5/2024
6490	2-Nitrophenol	EPA 625.1	10300024	Extractable Organics	4/4/2018

Attachment to Certificate #: E87052-79, expiration date June 30, 2024. This listing of accredited analytes should be used only when associated with a valid certificate.

State Laboratory ID: E87052 EPA Lab Code: GA00006 (912) 354-7858

E87052
Eurofins Savannah
5102 LaRoche Avenue
Savannah, GA 31404

Matrix: Non-Potable Water

Analyte#	Analyte	Method/Tech	Method Code	Category	Effective Date
6490	2-Nitrophenol	EPA 8270	10185203	Extractable Organics	7/1/2003
6490	2-Nitrophenol	EPA 8270E	10242543	Extractable Organics	1/5/2024
5020	2-Nitropropane	EPA 8260D	10307127	Volatile Organics	1/5/2024
5045	2-Pentanone	EPA 8015C	10173816	Volatile Organics	1/5/2024
5050	2-Picoline (2-Methylpyridine)	EPA 8270	10185203	Extractable Organics	7/1/2003
5050	2-Picoline (2-Methylpyridine)	EPA 8270E	10242543	Extractable Organics	1/5/2024
5945	3,3'-Dichlorobenzidine	EPA 625.1	10300024	Extractable Organics	4/4/2018
5945	3,3'-Dichlorobenzidine	EPA 8270	10185203	Extractable Organics	7/1/2003
5945	3,3'-Dichlorobenzidine	EPA 8270E	10242543	Extractable Organics	1/5/2024
6103	3,3-Dimethyl-1-butanol	EPA 8260D	10307127	Volatile Organics	1/5/2024
6120	3,3'-Dimethylbenzidine	EPA 8270	10185203	Extractable Organics	7/1/2003
6120	3,3'-Dimethylbenzidine	EPA 8270E	10242543	Extractable Organics	1/5/2024
8600	3,5-Dichlorobenzoic acid	EPA 8151A	10183207	Pesticides-Herbicides-PCB's	1/5/2024
6412	3/4-Methylphenols (m/p-Cresols)	EPA 8270	10185203	Extractable Organics	11/18/2008
6412	3/4-Methylphenols (m/p-Cresols)	EPA 8270E	10242543	Extractable Organics	1/5/2024
6355	3-Methylcholanthrene	EPA 8270	10185203	Extractable Organics	7/30/2007
6355	3-Methylcholanthrene	EPA 8270E	10242543	Extractable Organics	1/5/2024
6465	3-Nitroaniline	EPA 8270	10185203	Extractable Organics	7/1/2003
6465	3-Nitroaniline	EPA 8270E	10242543	Extractable Organics	1/5/2024
9353	4,4,5,5,6,6,6-Heptafluorohexanoic Acid (3:3 FTCA)	EPA 1633 Draft 4	10123452	Extractable Organics	9/14/2023
7355	4,4'-DDD	EPA 608.3	10296614	Pesticides-Herbicides-PCB's	4/4/2018
7355	4,4'-DDD	EPA 8081B	10178811	Pesticides-Herbicides-PCB's	1/5/2024
7360	4,4'-DDE	EPA 608.3	10296614	Pesticides-Herbicides-PCB's	4/4/2018
7360	4,4'-DDE	EPA 8081B	10178811	Pesticides-Herbicides-PCB's	1/5/2024
7365	4,4'-DDT	EPA 608.3	10296614	Pesticides-Herbicides-PCB's	4/4/2018
7365	4,4'-DDT	EPA 8081B	10178811	Pesticides-Herbicides-PCB's	1/5/2024
6951	4,8-Dioxa-3H-perfluorononanoic Acid (ADONA)	EPA 1633 Draft 4	10123452	Extractable Organics	9/14/2023
5540	4-Aminobiphenyl	EPA 8270	10185203	Extractable Organics	7/1/2003
5540	4-Aminobiphenyl	EPA 8270E	10242543	Extractable Organics	1/5/2024
5660	4-Bromophenyl phenyl ether	EPA 625.1	10300024	Extractable Organics	4/4/2018
5660	4-Bromophenyl phenyl ether	EPA 8270	10185203	Extractable Organics	7/1/2003
5700	4-Chloro-3-methylphenol	EPA 625.1	10300024	Extractable Organics	4/4/2018
5700	4-Chloro-3-methylphenol	EPA 8270	10185203	Extractable Organics	7/1/2003
5700	4-Chloro-3-methylphenol	EPA 8270E	10242543	Extractable Organics	1/5/2024
5745	4-Chloroaniline	EPA 8270	10185203	Extractable Organics	7/1/2003

Attachment to Certificate #: E87052-79, expiration date June 30, 2024. This listing of accredited analytes should be used only when associated with a valid certificate.

State Laboratory ID: E87052 EPA Lab Code: GA00006 (912) 354-7858

E87052
Eurofins Savannah
5102 LaRoche Avenue
Savannah, GA 31404

Matrix: Non-Potable Water

Analyte#	Analyte	Method/Tech	Method Code	Category	Effective Date
5745	4-Chloroaniline	EPA 8270E	10242543	Extractable Organics	1/5/2024
5825	4-Chlorophenyl phenylether	EPA 625.1	10300024	Extractable Organics	4/4/2018
5825	4-Chlorophenyl phenylether	EPA 8270	10185203	Extractable Organics	7/1/2003
5825	4-Chlorophenyl phenylether	EPA 8270E	10242543	Extractable Organics	1/5/2024
4540	4-Chlorotoluene	EPA 8260D	10307127	Volatile Organics	1/5/2024
6105	4-Dimethyl aminoazobenzene	EPA 8270	10185203	Extractable Organics	7/1/2003
6105	4-Dimethyl aminoazobenzene	EPA 8270E	10242543	Extractable Organics	1/5/2024
4995	4-Methyl-2-pentanone (MIBK)	EPA 8260D	10307127	Volatile Organics	1/5/2024
6470	4-Nitroaniline	EPA 8270	10185203	Extractable Organics	7/1/2003
6470	4-Nitroaniline	EPA 8270E	10242543	Extractable Organics	1/5/2024
6500	4-Nitrophenol	EPA 625.1	10300024	Extractable Organics	4/4/2018
6500	4-Nitrophenol	EPA 8270	10185203	Extractable Organics	7/1/2003
6500	4-Nitrophenol	EPA 8270E	10242543	Extractable Organics	1/5/2024
6510	4-Nitroquinoline 1-oxide	EPA 8270	10185203	Extractable Organics	7/1/2003
6510	4-Nitroquinoline 1-oxide	EPA 8270E	10242543	Extractable Organics	1/5/2024
6570	5-Nitro-o-toluidine	EPA 8270	10185203	Extractable Organics	7/1/2003
6570	5-Nitro-o-toluidine	EPA 8270E	10242543	Extractable Organics	1/5/2024
6115	7,12-Dimethylbenz(a) anthracene	EPA 8270	10185203	Extractable Organics	7/1/2003
6115	7,12-Dimethylbenz(a) anthracene	EPA 8270E	10242543	Extractable Organics	1/5/2024
6952	9-Chlorohexadecafluoro-3-oxanonane-1-sulfonic Acid (9-ClPF3ONS)	EPA 1633 Draft 4	10123452	Extractable Organics	9/14/2023
6125	a,a-Dimethylphenethylamine	EPA 8270	10185203	Extractable Organics	7/1/2003
6125	a,a-Dimethylphenethylamine	EPA 8270E	10242543	Extractable Organics	1/5/2024
5500	Acenaphthene	EPA 625.1	10300024	Extractable Organics	4/4/2018
5500	Acenaphthene	EPA 8270	10185203	Extractable Organics	7/1/2003
5500	Acenaphthene	EPA 8270E	10242543	Extractable Organics	1/5/2024
5505	Acenaphthylene	EPA 625.1	10300024	Extractable Organics	4/4/2018
5505	Acenaphthylene	EPA 8270	10185203	Extractable Organics	7/1/2003
5505	Acenaphthylene	EPA 8270E	10242543	Extractable Organics	1/5/2024
4315	Acetone	EPA 8260D	10307127	Volatile Organics	1/5/2024
4320	Acetonitrile	EPA 8260D	10307127	Volatile Organics	1/5/2024
5510	Acetophenone	EPA 8270	10185203	Extractable Organics	7/1/2003
5510	Acetophenone	EPA 8270E	10242543	Extractable Organics	1/5/2024
8505	Acifluorfen	EPA 8151A	10183207	Pesticides-Herbicides-PCB's	1/5/2024
4325	Acrolein (Propenal)	EPA 624.1	10298121	Volatile Organics	4/4/2018
4325	Acrolein (Propenal)	EPA 8260D	10307127	Volatile Organics	1/5/2024
4330	Acrylamide	EPA 8316	10188202	Volatile Organics	9/20/2017

Attachment to Certificate #: E87052-79, expiration date June 30, 2024. This listing of accredited analytes should be used only when associated with a valid certificate.

State Laboratory ID: E87052 EPA Lab Code: GA00006 (912) 354-7858

E87052
Eurofins Savannah
5102 LaRoche Avenue
Savannah, GA 31404

Matrix: Non-Potable Water

Analyte#	Analyte	Method/Tech	Method Code	Category	Effective Date
4335	Acrylic acid	SOP SA-LC-074	60048159	Volatile Organics	9/20/2017
4340	Acrylonitrile	EPA 624.1	10298121	Volatile Organics	4/4/2018
4340	Acrylonitrile	EPA 8260D	10307127	Volatile Organics	1/5/2024
4345	Adsorbable organic halogens (AOX)	EPA 1650	10125005	General Chemistry	2/6/2002
7025	Aldrin	EPA 608.3	10296614	Pesticides-Herbicides-PCB's	4/4/2018
7025	Aldrin	EPA 8081B	10178811	Pesticides-Herbicides-PCB's	1/5/2024
1505	Alkalinity as CaCO3	EPA 310.1	10054805	General Chemistry	2/6/2002
1505	Alkalinity as CaCO3	SM 2320 B	20045607	General Chemistry	2/6/2002
4350	Allyl alcohol	EPA 8015C	10173816	Volatile Organics	1/5/2024
4355	Allyl chloride (3-Chloropropene)	EPA 8260D	10307127	Volatile Organics	1/5/2024
7110	alpha-BHC (alpha-Hexachlorocyclohexane)	EPA 608.3	10296614	Pesticides-Herbicides-PCB's	4/4/2018
7110	alpha-BHC (alpha-Hexachlorocyclohexane)	EPA 8081B	10178811	Pesticides-Herbicides-PCB's	1/5/2024
7240	alpha-Chlordane	EPA 8081B	10178811	Pesticides-Herbicides-PCB's	1/5/2024
1000	Aluminum	EPA 200.7	10013806	Metals	2/6/2002
1000	Aluminum	EPA 200.8	10014605	Metals	10/17/2003
1000	Aluminum	EPA 6010D	10155950	Metals	1/5/2024
1000	Aluminum	EPA 6020B	10156420	Metals	1/5/2024
1510	Amenable cyanide	EPA 335.1	10060001	General Chemistry	2/6/2002
1510	Amenable cyanide	EPA 9012B	10243228	General Chemistry	1/5/2024
1510	Amenable cyanide	SM 4500-CN- G	20021607	General Chemistry	2/6/2002
1515	Ammonia as N	EPA 350.1	10063602	General Chemistry	2/6/2002
5545	Aniline	EPA 8270	10185203	Extractable Organics	7/1/2003
5545	Aniline	EPA 8270E	10242543	Extractable Organics	1/5/2024
5555	Anthracene	EPA 625.1	10300024	Extractable Organics	4/4/2018
5555	Anthracene	EPA 8270	10185203	Extractable Organics	7/1/2003
5555	Anthracene	EPA 8270E	10242543	Extractable Organics	1/5/2024
1005	Antimony	EPA 200.7	10013806	Metals	2/6/2002
1005	Antimony	EPA 200.8	10014605	Metals	10/17/2003
1005	Antimony	EPA 6010D	10155950	Metals	1/5/2024
1005	Antimony	EPA 6020B	10156420	Metals	1/5/2024
5560	Aramite	EPA 8270	10185203	Extractable Organics	7/1/2003
5560	Aramite	EPA 8270E	10242543	Extractable Organics	1/5/2024
8880	Aroclor-1016 (PCB-1016)	EPA 608.3	10296614	Pesticides-Herbicides-PCB's	4/4/2018
8880	Aroclor-1016 (PCB-1016)	EPA 8082A	10179358	Pesticides-Herbicides-PCB's	1/5/2024
8885	Aroclor-1221 (PCB-1221)	EPA 608.3	10296614	Pesticides-Herbicides-PCB's	4/4/2018
8885	Aroclor-1221 (PCB-1221)	EPA 8082A	10179358	Pesticides-Herbicides-PCB's	1/5/2024

Attachment to Certificate #: E87052-79, expiration date June 30, 2024. This listing of accredited analytes should be used only when associated with a valid certificate.

State Laboratory ID: E87052 EPA Lab Code: GA00006 (912) 354-7858

E87052
Eurofins Savannah
5102 LaRoche Avenue
Savannah, GA 31404

Matrix: Non-Potable Water

Analyte#	Analyte	Method/Tech	Method Code	Category	Effective Date
8890	Aroclor-1232 (PCB-1232)	EPA 608.3	10296614	Pesticides-Herbicides-PCB's	4/4/2018
8890	Aroclor-1232 (PCB-1232)	EPA 8082A	10179358	Pesticides-Herbicides-PCB's	1/5/2024
8895	Aroclor-1242 (PCB-1242)	EPA 608.3	10296614	Pesticides-Herbicides-PCB's	4/4/2018
8895	Aroclor-1242 (PCB-1242)	EPA 8082A	10179358	Pesticides-Herbicides-PCB's	1/5/2024
8900	Aroclor-1248 (PCB-1248)	EPA 608.3	10296614	Pesticides-Herbicides-PCB's	4/4/2018
8900	Aroclor-1248 (PCB-1248)	EPA 8082A	10179358	Pesticides-Herbicides-PCB's	1/5/2024
8905	Aroclor-1254 (PCB-1254)	EPA 608.3	10296614	Pesticides-Herbicides-PCB's	4/4/2018
8905	Aroclor-1254 (PCB-1254)	EPA 8082A	10179358	Pesticides-Herbicides-PCB's	1/5/2024
8910	Aroclor-1260 (PCB-1260)	EPA 608.3	10296614	Pesticides-Herbicides-PCB's	4/4/2018
8910	Aroclor-1260 (PCB-1260)	EPA 8082A	10179358	Pesticides-Herbicides-PCB's	1/5/2024
8912	Aroclor-1262 (PCB-1262)	EPA 8082A	10179358	Pesticides-Herbicides-PCB's	1/5/2024
8913	Aroclor-1268 (PCB-1268)	EPA 8082A	10179358	Pesticides-Herbicides-PCB's	1/5/2024
1010	Arsenic	EPA 200.7	10013806	Metals	2/6/2002
1010	Arsenic	EPA 200.8	10014605	Metals	10/17/2003
1010	Arsenic	EPA 6010D	10155950	Metals	1/5/2024
1010	Arsenic	EPA 6020B	10156420	Metals	1/5/2024
7065	Atrazine	EPA 8270	10185203	Pesticides-Herbicides-PCB's	12/4/2020
7065	Atrazine	EPA 8270E	10242543	Pesticides-Herbicides-PCB's	1/5/2024
1015	Barium	EPA 200.7	10013806	Metals	2/6/2002
1015	Barium	EPA 200.8	10014605	Metals	10/17/2003
1015	Barium	EPA 6010D	10155950	Metals	1/5/2024
1015	Barium	EPA 6020B	10156420	Metals	1/5/2024
8530	Bentazon	EPA 8151A	10183207	Pesticides-Herbicides-PCB's	1/5/2024
5570	Benzaldehyde	EPA 8270	10185203	Extractable Organics	12/4/2020
5570	Benzaldehyde	EPA 8270E	10242543	Extractable Organics	1/5/2024
4375	Benzene	EPA 624.1	10298121	Volatile Organics	4/4/2018
4375	Benzene	EPA 8260D	10307127	Volatile Organics	1/5/2024
5595	Benzidine	EPA 625.1	10300024	Extractable Organics	4/4/2018
5595	Benzidine	EPA 8270	10185203	Extractable Organics	7/1/2003
5595	Benzidine	EPA 8270E	10242543	Extractable Organics	1/5/2024
5575	Benzo(a)anthracene	EPA 625.1	10300024	Extractable Organics	4/4/2018
5575	Benzo(a)anthracene	EPA 8270	10185203	Extractable Organics	7/1/2003
5575	Benzo(a)anthracene	EPA 8270E	10242543	Extractable Organics	1/5/2024
5580	Benzo(a)pyrene	EPA 625.1	10300024	Extractable Organics	4/4/2018
5580	Benzo(a)pyrene	EPA 8270	10185203	Extractable Organics	7/1/2003
5580	Benzo(a)pyrene	EPA 8270E	10242543	Extractable Organics	1/5/2024

Attachment to Certificate #: E87052-79, expiration date June 30, 2024. This listing of accredited analytes should be used only when associated with a valid certificate.

State Laboratory ID: E87052 EPA Lab Code: GA00006 (912) 354-7858

E87052
Eurofins Savannah
5102 LaRoche Avenue
Savannah, GA 31404

Matrix: Non-Potable Water

Analyte#	Analyte	Method/Tech	Method Code	Category	Effective Date
5585	Benzo(b)fluoranthene	EPA 625.1	10300024	Extractable Organics	4/4/2018
5585	Benzo(b)fluoranthene	EPA 8270	10185203	Extractable Organics	7/1/2003
5585	Benzo(b)fluoranthene	EPA 8270E	10242543	Extractable Organics	1/5/2024
5605	Benzo(e)pyrene	EPA 8270E	10242543	Extractable Organics	1/5/2024
5590	Benzo(g,h,i)perylene	EPA 625.1	10300024	Extractable Organics	4/4/2018
5590	Benzo(g,h,i)perylene	EPA 8270	10185203	Extractable Organics	7/1/2003
5590	Benzo(g,h,i)perylene	EPA 8270E	10242543	Extractable Organics	1/5/2024
5600	Benzo(k)fluoranthene	EPA 625.1	10300024	Extractable Organics	4/4/2018
5600	Benzo(k)fluoranthene	EPA 8270	10185203	Extractable Organics	7/1/2003
5600	Benzo(k)fluoranthene	EPA 8270E	10242543	Extractable Organics	1/5/2024
5610	Benzoic acid	EPA 8270	10185203	Extractable Organics	7/1/2003
5610	Benzoic acid	EPA 8270E	10242543	Extractable Organics	1/5/2024
5630	Benzyl alcohol	EPA 8270	10185203	Extractable Organics	7/1/2003
5630	Benzyl alcohol	EPA 8270E	10242543	Extractable Organics	1/5/2024
5635	Benzyl chloride	EPA 8260D	10307127	Volatile Organics	1/5/2024
1020	Beryllium	EPA 200.7	10013806	Metals	2/6/2002
1020	Beryllium	EPA 200.8	10014605	Metals	10/17/2003
1020	Beryllium	EPA 6010D	10155950	Metals	1/5/2024
1020	Beryllium	EPA 6020B	10156420	Metals	1/5/2024
7115	beta-BHC (beta-Hexachlorocyclohexane)	EPA 608.3	10296614	Pesticides-Herbicides-PCB's	4/4/2018
7115	beta-BHC (beta-Hexachlorocyclohexane)	EPA 8081B	10178811	Pesticides-Herbicides-PCB's	1/5/2024
1530	Biochemical oxygen demand	EPA 405.1	10075602	General Chemistry	2/6/2002
1530	Biochemical oxygen demand	SM 5210 B	20027401	General Chemistry	2/6/2002
6703	Biphenyl (1,1-Biphenyl, BZ 0)	EPA 8270	10185203	Extractable Organics	12/4/2020
6703	Biphenyl (1,1-Biphenyl, BZ 0)	EPA 8270E	10242543	Extractable Organics	1/5/2024
5760	bis(2-Chloroethoxy)methane	EPA 625.1	10300024	Extractable Organics	4/4/2018
5760	bis(2-Chloroethoxy)methane	EPA 8270	10185203	Extractable Organics	7/1/2003
5760	bis(2-Chloroethoxy)methane	EPA 8270E	10242543	Extractable Organics	1/5/2024
5765	bis(2-Chloroethyl) ether	EPA 625.1	10300024	Extractable Organics	4/4/2018
5765	bis(2-Chloroethyl) ether	EPA 8270	10185203	Extractable Organics	7/1/2003
5765	bis(2-Chloroethyl) ether	EPA 8270E	10242543	Extractable Organics	1/5/2024
1025	Boron	EPA 200.7	10013806	Metals	2/6/2002
1025	Boron	EPA 200.8	10014605	Metals	1/10/2023
1025	Boron	EPA 6010D	10155950	Metals	1/5/2024
1025	Boron	EPA 6020B	10156420	Metals	1/5/2024
1535	Bromate	EPA 300.0	10053200	General Chemistry	3/22/2013

Attachment to Certificate #: E87052-79, expiration date June 30, 2024. This listing of accredited analytes should be used only when associated with a valid certificate.

State Laboratory ID: E87052 EPA Lab Code: GA00006 (912) 354-7858

E87052
Eurofins Savannah
5102 LaRoche Avenue
Savannah, GA 31404

Matrix: Non-Potable Water

Analyte#	Analyte	Method/Tech	Method Code	Category	Effective Date
1535	Bromate	EPA 300.1	10275602	General Chemistry	7/30/2007
1540	Bromide	EPA 300.0	10053200	General Chemistry	2/6/2002
1540	Bromide	EPA 300.1	10275602	General Chemistry	7/30/2007
1540	Bromide	EPA 9056A	10199607	General Chemistry	1/5/2024
4385	Bromobenzene	EPA 8260D	10307127	Volatile Organics	1/5/2024
4390	Bromochloromethane	EPA 8260D	10307127	Volatile Organics	1/5/2024
4395	Bromodichloromethane	EPA 624.1	10298121	Volatile Organics	4/4/2018
4395	Bromodichloromethane	EPA 8260D	10307127	Volatile Organics	1/5/2024
4400	Bromoform	EPA 624.1	10298121	Volatile Organics	4/4/2018
4400	Bromoform	EPA 8260D	10307127	Volatile Organics	1/5/2024
5670	Butyl benzyl phthalate	EPA 625.1	10300024	Extractable Organics	4/4/2018
5670	Butyl benzyl phthalate	EPA 8270	10185203	Extractable Organics	7/1/2003
5670	Butyl benzyl phthalate	EPA 8270E	10242543	Extractable Organics	1/5/2024
1030	Cadmium	EPA 200.7	10013806	Metals	2/6/2002
1030	Cadmium	EPA 200.8	10014605	Metals	10/17/2003
1030	Cadmium	EPA 6010D	10155950	Metals	1/5/2024
1030	Cadmium	EPA 6020B	10156420	Metals	1/5/2024
1035	Calcium	EPA 200.7	10013806	Metals	2/6/2002
1035	Calcium	EPA 6010D	10155950	Metals	1/5/2024
1035	Calcium	EPA 6020B	10156420	Metals	1/5/2024
7180	Caprolactam	EPA 8270	10185203	Extractable Organics	12/4/2020
7180	Caprolactam	EPA 8270E	10242543	Extractable Organics	1/5/2024
5680	Carbazole	EPA 8270	10185203	Extractable Organics	7/1/2003
5680	Carbazole	EPA 8270E	10242543	Extractable Organics	1/5/2024
4450	Carbon disulfide	EPA 8260D	10307127	Volatile Organics	1/5/2024
4455	Carbon tetrachloride	EPA 624.1	10298121	Volatile Organics	4/4/2018
4455	Carbon tetrachloride	EPA 8260D	10307127	Volatile Organics	1/5/2024
1555	Carbonaceous BOD (CBOD)	SM 5210 B	20027401	General Chemistry	2/6/2002
1565	Chemical oxygen demand	EPA 410.4	10077404	General Chemistry	2/6/2002
1565	Chemical oxygen demand	SM 5220 D	20027809	General Chemistry	7/30/2007
8540	Chloramben	EPA 8151A	10183207	Pesticides-Herbicides-PCB's	1/5/2024
1570	Chlorate	EPA 300.1	10275602	General Chemistry	7/30/2007
7250	Chlordane (tech.)	EPA 608.3	10296614	Pesticides-Herbicides-PCB's	4/4/2018
7250	Chlordane (tech.)	EPA 8081B	10178811	Pesticides-Herbicides-PCB's	1/5/2024
1575	Chloride	EPA 300.0	10053200	General Chemistry	2/6/2002
1575	Chloride	EPA 325.2	10057202	General Chemistry	2/6/2002

Attachment to Certificate #: E87052-79, expiration date June 30, 2024. This listing of accredited analytes should be used only when associated with a valid certificate.

State Laboratory ID: E87052 EPA Lab Code: GA00006 (912) 354-7858

E87052
Eurofins Savannah
5102 LaRoche Avenue
Savannah, GA 31404

Matrix: Non-Potable Water

Analyte#	Analyte	Method/Tech	Method Code	Category	Effective Date
1575	Chloride	EPA 9056A	10199607	General Chemistry	1/5/2024
1575	Chloride	EPA 9251	10207406	General Chemistry	7/1/2003
1575	Chloride	SM 4500-Cl^- E	20086004	General Chemistry	7/30/2007
1595	Chlorite	EPA 300.1	10275602	General Chemistry	7/30/2007
4475	Chlorobenzene	EPA 624.1	10298121	Volatile Organics	4/4/2018
4475	Chlorobenzene	EPA 8260D	10307127	Volatile Organics	1/5/2024
7260	Chlorobenzilate	EPA 8081B	10178811	Pesticides-Herbicides-PCB's	1/5/2024
4485	Chloroethane	EPA 624.1	10298121	Volatile Organics	4/4/2018
4485	Chloroethane	EPA 8260D	10307127	Volatile Organics	1/5/2024
4505	Chloroform	EPA 624.1	10298121	Volatile Organics	4/4/2018
4505	Chloroform	EPA 8260D	10307127	Volatile Organics	1/5/2024
4525	Chloroprene	EPA 8260D	10307127	Volatile Organics	1/5/2024
1040	Chromium	EPA 200.7	10013806	Metals	2/6/2002
1040	Chromium	EPA 200.8	10014605	Metals	10/17/2003
1040	Chromium	EPA 6010D	10155950	Metals	1/5/2024
1040	Chromium	EPA 6020B	10156420	Metals	1/5/2024
1045	Chromium VI	EPA 7196A	10162400	Metals	1/5/2024
1045	Chromium VI	SM 3500-Cr B (20th/21st/22nd Ed.)/UV-VIS	20066255	General Chemistry	4/18/2011
1045	Chromium VI	SM 3500-Cr D (18th/19th Ed.)/UV-VIS	20009001	General Chemistry	2/6/2002
5855	Chrysene	EPA 625.1	10300024	Extractable Organics	4/4/2018
5855	Chrysene	EPA 8270	10185203	Extractable Organics	7/1/2003
5855	Chrysene	EPA 8270E	10242543	Extractable Organics	1/5/2024
4645	cis-1,2-Dichloroethylene	EPA 8260D	10307127	Volatile Organics	1/5/2024
4680	cis-1,3-Dichloropropene	EPA 624.1	10298121	Volatile Organics	4/4/2018
4680	cis-1,3-Dichloropropene	EPA 8260D	10307127	Volatile Organics	1/5/2024
1050	Cobalt	EPA 200.7	10013806	Metals	2/6/2002
1050	Cobalt	EPA 200.8	10014605	Metals	10/17/2003
1050	Cobalt	EPA 6010D	10155950	Metals	1/5/2024
1050	Cobalt	EPA 6020B	10156420	Metals	1/5/2024
1605	Color	EPA 110.2	10005604	General Chemistry	2/6/2002
1605	Color	SM 2120 B	20039309	General Chemistry	7/30/2007
1610	Conductivity	EPA 120.1	10006403	General Chemistry	2/6/2002
1610	Conductivity	EPA 9050A	10198808	General Chemistry	1/5/2024
1610	Conductivity	SM 2510 B	20048606	General Chemistry	7/30/2007
1055	Copper	EPA 200.7	10013806	Metals	2/6/2002

Attachment to Certificate #: E87052-79, expiration date June 30, 2024. This listing of accredited analytes should be used only when associated with a valid certificate.

State Laboratory ID: E87052 EPA Lab Code: GA00006 (912) 354-7858

E87052
Eurofins Savannah
5102 LaRoche Avenue
Savannah, GA 31404

Matrix: Non-Potable Water

Analyte#	Analyte	Method/Tech	Method Code	Category	Effective Date
1055	Copper	EPA 200.8	10014605	Metals	10/17/2003
1055	Copper	EPA 6010D	10155950	Metals	1/5/2024
1055	Copper	EPA 6020B	10156420	Metals	1/5/2024
1620	Corrosivity (langlier index)	SM 2330 B	20003207	General Chemistry	2/6/2002
1635	Cyanide	EPA 335.4	10061402	General Chemistry	2/6/2002
1635	Cyanide	SM 4500-CN E	20021209	General Chemistry	2/6/2002
4555	Cyclohexane	EPA 8260D	10307127	Volatile Organics	1/5/2024
8550	Dacthal (DCPA)	EPA 8151A	10183207	Pesticides-Herbicides-PCB's	1/5/2024
8555	Dalapon	EPA 615	10105609	Pesticides-Herbicides-PCB's	2/6/2002
8555	Dalapon	EPA 8151A	10183207	Pesticides-Herbicides-PCB's	1/5/2024
7105	delta-BHC	EPA 608.3	10296614	Pesticides-Herbicides-PCB's	4/4/2018
7105	delta-BHC	EPA 8081B	10178811	Pesticides-Herbicides-PCB's	1/5/2024
6065	Di(2-ethylhexyl) phthalate (DEHP)	EPA 625.1	10300024	Extractable Organics	4/4/2018
6065	Di(2-ethylhexyl) phthalate (DEHP)	EPA 8270	10185203	Extractable Organics	7/1/2003
6065	Di(2-ethylhexyl) phthalate (DEHP)	EPA 8270E	10242543	Extractable Organics	1/5/2024
7405	Diallate	EPA 8270	10185203	Pesticides-Herbicides-PCB's	7/1/2003
7405	Diallate	EPA 8270E	10242543	Pesticides-Herbicides-PCB's	1/5/2024
5895	Dibenz(a,h)anthracene	EPA 625.1	10300024	Extractable Organics	4/4/2018
5895	Dibenz(a,h)anthracene	EPA 8270	10185203	Extractable Organics	7/1/2003
5895	Dibenz(a,h)anthracene	EPA 8270E	10242543	Extractable Organics	1/5/2024
5905	Dibenzofuran	EPA 8270	10185203	Extractable Organics	7/1/2003
5905	Dibenzofuran	EPA 8270E	10242543	Extractable Organics	1/5/2024
4575	Dibromochloromethane	EPA 624.1	10298121	Volatile Organics	4/4/2018
4575	Dibromochloromethane	EPA 8260D	10307127	Volatile Organics	1/5/2024
8595	Dicamba	EPA 615	10105609	Pesticides-Herbicides-PCB's	2/6/2002
8595	Dicamba	EPA 8151A	10183207	Pesticides-Herbicides-PCB's	1/5/2024
4625	Dichlorodifluoromethane	EPA 624.1	10298121	Volatile Organics	12/4/2020
8605	Dichloroprop (Dichlorprop)	EPA 615	10105609	Pesticides-Herbicides-PCB's	2/6/2002
8605	Dichloroprop (Dichlorprop)	EPA 8151A	10183207	Pesticides-Herbicides-PCB's	1/5/2024
7470	Dieldrin	EPA 608.3	10296614	Pesticides-Herbicides-PCB's	4/4/2018
7470	Dieldrin	EPA 8081B	10178811	Pesticides-Herbicides-PCB's	1/5/2024
9369	Diesel range organics (DRO)	EPA 8015C	10173816	Extractable Organics	1/5/2024
4725	Diethyl ether	EPA 8260D	10307127	Volatile Organics	1/5/2024
6070	Diethyl phthalate	EPA 625.1	10300024	Extractable Organics	4/4/2018
6070	Diethyl phthalate	EPA 8270	10185203	Extractable Organics	7/1/2003
6070	Diethyl phthalate	EPA 8270E	10242543	Extractable Organics	1/5/2024

Attachment to Certificate #: E87052-79, expiration date June 30, 2024. This listing of accredited analytes should be used only when associated with a valid certificate.

State Laboratory ID: E87052 EPA Lab Code: GA00006 (912) 354-7858

E87052
Eurofins Savannah
5102 LaRoche Avenue
Savannah, GA 31404

Matrix: Non-Potable Water

Analyte#	Analyte	Method/Tech	Method Code	Category	Effective Date
9375	Di-isopropylether (DIPE)	EPA 8260D	10307127	Volatile Organics	1/5/2024
7475	Dimethoate	EPA 8270	10185203	Pesticides-Herbicides-PCB's	7/1/2003
7475	Dimethoate	EPA 8270E	10242543	Pesticides-Herbicides-PCB's	1/5/2024
8332	Dimethomorph	EPA 8270E	10242543	Extractable Organics	1/5/2024
6135	Dimethyl phthalate	EPA 625.1	10300024	Extractable Organics	4/4/2018
6135	Dimethyl phthalate	EPA 8270	10185203	Extractable Organics	7/1/2003
5925	Di-n-butyl phthalate	EPA 625.1	10300024	Extractable Organics	4/4/2018
5925	Di-n-butyl phthalate	EPA 8270	10185203	Extractable Organics	7/1/2003
5925	Di-n-butyl phthalate	EPA 8270E	10242543	Extractable Organics	1/5/2024
6200	Di-n-octyl phthalate	EPA 625.1	10300024	Extractable Organics	4/4/2018
6200	Di-n-octyl phthalate	EPA 8270	10185203	Extractable Organics	7/1/2003
6200	Di-n-octyl phthalate	EPA 8270E	10242543	Extractable Organics	1/5/2024
8620	Dinoseb (2-sec-butyl-4,6-dinitrophenol, DNBP)	EPA 615	10105609	Pesticides-Herbicides-PCB's	2/6/2002
8620	Dinoseb (2-sec-butyl-4,6-dinitrophenol, DNBP)	EPA 8151A	10183207	Pesticides-Herbicides-PCB's	1/5/2024
8620	Dinoseb (2-sec-butyl-4,6-dinitrophenol, DNBP)	EPA 8270	10185203	Pesticides-Herbicides-PCB's	7/1/2003
8620	Dinoseb (2-sec-butyl-4,6-dinitrophenol, DNBP)	EPA 8270E	10242543	Pesticides-Herbicides-PCB's	1/5/2024
8625	Disulfoton	EPA 8270	10185203	Pesticides-Herbicides-PCB's	7/1/2003
8625	Disulfoton	EPA 8270E	10242543	Pesticides-Herbicides-PCB's	1/5/2024
7510	Endosulfan I	EPA 608.3	10296614	Pesticides-Herbicides-PCB's	4/4/2018
7510	Endosulfan I	EPA 8081B	10178811	Pesticides-Herbicides-PCB's	1/5/2024
7515	Endosulfan II	EPA 608.3	10296614	Pesticides-Herbicides-PCB's	4/4/2018
7515	Endosulfan II	EPA 8081B	10178811	Pesticides-Herbicides-PCB's	1/5/2024
7520	Endosulfan sulfate	EPA 608.3	10296614	Pesticides-Herbicides-PCB's	4/4/2018
7520	Endosulfan sulfate	EPA 8081B	10178811	Pesticides-Herbicides-PCB's	1/5/2024
7540	Endrin	EPA 608.3	10296614	Pesticides-Herbicides-PCB's	4/4/2018
7540	Endrin	EPA 8081B	10178811	Pesticides-Herbicides-PCB's	1/5/2024
7530	Endrin aldehyde	EPA 608.3	10296614	Pesticides-Herbicides-PCB's	4/4/2018
7530	Endrin aldehyde	EPA 8081B	10178811	Pesticides-Herbicides-PCB's	1/5/2024
7535	Endrin ketone	EPA 8081B	10178811	Pesticides-Herbicides-PCB's	1/5/2024
2520	Enterococci	SM 9230 D-2013	20219696	Microbiology	1/10/2023
2525	Escherichia coli	SM 9223 B /QUANTI-TRAY	20211603	Microbiology	1/10/2023
4747	Ethane	RSK-175	10212905	Volatile Organics	12/2/2005
4750	Ethanol	EPA 8015C	10173816	Volatile Organics	1/5/2024
4750	Ethanol	EPA 8260D	10307127	Volatile Organics	1/5/2024

Attachment to Certificate #: E87052-79, expiration date June 30, 2024. This listing of accredited analytes should be used only when associated with a valid certificate.

State Laboratory ID: E87052 EPA Lab Code: GA00006 (912) 354-7858

E87052
Eurofins Savannah
5102 LaRoche Avenue
Savannah, GA 31404

Matrix: Non-Potable Water

Analyte#	Analyte	Method/Tech	Method Code	Category	Effective Date
4755	Ethyl acetate	EPA 1666	10128208	Volatile Organics	7/30/2007
4755	Ethyl acetate	EPA 8015C	10173816	Volatile Organics	1/5/2024
4755	Ethyl acetate	EPA 8260D	10307127	Volatile Organics	1/5/2024
4760	Ethyl acrylate	EPA 8260D	10307127	Volatile Organics	1/5/2024
4810	Ethyl methacrylate	EPA 8260D	10307127	Volatile Organics	1/5/2024
6260	Ethyl methanesulfonate	EPA 8270	10185203	Extractable Organics	7/1/2003
6260	Ethyl methanesulfonate	EPA 8270E	10242543	Extractable Organics	1/5/2024
4765	Ethylbenzene	EPA 624.1	10298121	Volatile Organics	4/4/2018
4765	Ethylbenzene	EPA 8260D	10307127	Volatile Organics	1/5/2024
4752	Ethylene	RSK-175	10212905	Volatile Organics	12/2/2005
4785	Ethylene glycol	EPA 8015C	10173816	Volatile Organics	1/5/2024
4770	Ethyl-t-butylether (ETBE)	EPA 8260D	10307127	Volatile Organics	1/5/2024
7580	Famphur	EPA 8270	10185203	Pesticides-Herbicides-PCB's	7/1/2003
7580	Famphur	EPA 8270E	10242543	Pesticides-Herbicides-PCB's	1/5/2024
2530	Fecal coliforms	COLILERT®-18 (Fecal Coliforms)	60002688	Microbiology	1/10/2023
6265	Fluoranthene	EPA 625.1	10300024	Extractable Organics	4/4/2018
6265	Fluoranthene	EPA 8270	10185203	Extractable Organics	7/1/2003
6265	Fluoranthene	EPA 8270E	10242543	Extractable Organics	1/5/2024
6270	Fluorene	EPA 625.1	10300024	Extractable Organics	4/4/2018
6270	Fluorene	EPA 8270	10185203	Extractable Organics	7/1/2003
6270	Fluorene	EPA 8270E	10242543	Extractable Organics	1/5/2024
1730	Fluoride	EPA 300.0	10053200	General Chemistry	2/6/2002
1730	Fluoride	EPA 9056A	10199607	General Chemistry	1/5/2024
7120	gamma-BHC (Lindane, gamma-Hexachlorocyclohexane)	EPA 608.3	10296614	Pesticides-Herbicides-PCB's	4/4/2018
7120	gamma-BHC (Lindane, gamma-Hexachlorocyclohexane)	EPA 8081B	10178811	Pesticides-Herbicides-PCB's	1/5/2024
7245	gamma-Chlordane	EPA 8081B	10178811	Pesticides-Herbicides-PCB's	1/5/2024
9408	Gasoline range organics (GRO)	EPA 8015C	10173816	Volatile Organics	1/5/2024
1750	Hardness	EPA 130.2	10007202	General Chemistry	11/18/2008
1750	Hardness	SM 2340 B	20046600	General Chemistry	2/6/2002
1750	Hardness	SM 2340 C	20047603	General Chemistry	11/18/2008
1760	Hardness (calc.)	EPA 200.7	10013806	Metals	7/30/2007
7685	Heptachlor	EPA 608.3	10296614	Pesticides-Herbicides-PCB's	4/4/2018
7685	Heptachlor	EPA 8081B	10178811	Pesticides-Herbicides-PCB's	1/5/2024
7690	Heptachlor epoxide	EPA 608.3	10296614	Pesticides-Herbicides-PCB's	4/4/2018
7690	Heptachlor epoxide	EPA 8081B	10178811	Pesticides-Herbicides-PCB's	1/5/2024

Attachment to Certificate #: E87052-79, expiration date June 30, 2024. This listing of accredited analytes should be used only when associated with a valid certificate.

State Laboratory ID: E87052 EPA Lab Code: GA00006 (912) 354-7858

E87052
Eurofins Savannah
5102 LaRoche Avenue
Savannah, GA 31404

Matrix: Non-Potable Water

Analyte#	Analyte	Method/Tech	Method Code	Category	Effective Date
6275	Hexachlorobenzene	EPA 625.1	10300024	Extractable Organics	4/4/2018
6275	Hexachlorobenzene	EPA 8270	10185203	Pesticides-Herbicides-PCB's	7/1/2003
6275	Hexachlorobenzene	EPA 8270E	10242543	Pesticides-Herbicides-PCB's	1/5/2024
4835	Hexachlorobutadiene	EPA 625.1	10300024	Extractable Organics	4/4/2018
4835	Hexachlorobutadiene	EPA 8260D	10307127	Volatile Organics	1/5/2024
4835	Hexachlorobutadiene	EPA 8270	10185203	Extractable Organics	7/1/2003
4835	Hexachlorobutadiene	EPA 8270E	10242543	Extractable Organics	1/5/2024
6285	Hexachlorocyclopentadiene	EPA 625.1	10300024	Extractable Organics	4/4/2018
6285	Hexachlorocyclopentadiene	EPA 8270	10185203	Extractable Organics	7/1/2003
6285	Hexachlorocyclopentadiene	EPA 8270E	10242543	Extractable Organics	1/5/2024
4840	Hexachloroethane	EPA 625.1	10300024	Extractable Organics	4/4/2018
4840	Hexachloroethane	EPA 8270	10185203	Extractable Organics	7/1/2003
4840	Hexachloroethane	EPA 8270E	10242543	Extractable Organics	1/5/2024
6290	Hexachlorophene	EPA 8270	10185203	Extractable Organics	7/1/2003
6290	Hexachlorophene	EPA 8270E	10242543	Extractable Organics	1/5/2024
6295	Hexachloropropene	EPA 8270	10185203	Extractable Organics	7/1/2003
6295	Hexachloropropene	EPA 8270E	10242543	Extractable Organics	1/5/2024
9460	Hexafluoropropylene Oxide Dimer Acid (HFPO-DA, GenX)	EPA 1633 Draft 4	10123452	Extractable Organics	9/14/2023
1780	Ignitability	EPA 1010	10116606	General Chemistry	9/15/2022
6315	Indeno(1,2,3-cd)pyrene	EPA 625.1	10300024	Extractable Organics	4/4/2018
6315	Indeno(1,2,3-cd)pyrene	EPA 8270	10185203	Extractable Organics	7/1/2003
6315	Indeno(1,2,3-cd)pyrene	EPA 8270E	10242543	Extractable Organics	1/5/2024
4870	Iodomethane (Methyl iodide)	EPA 8260D	10307127	Volatile Organics	1/5/2024
1070	Iron	EPA 200.7	10013806	Metals	2/6/2002
1070	Iron	EPA 6010D	10155950	Metals	1/5/2024
1070	Iron	EPA 6020B	10156420	Metals	1/5/2024
4875	Isobutyl alcohol (2-Methyl-1-propanol)	EPA 8015C	10173816	Volatile Organics	1/5/2024
4875	Isobutyl alcohol (2-Methyl-1-propanol)	EPA 8260D	10307127	Volatile Organics	1/5/2024
7725	Isodrin	EPA 8081B	10178811	Pesticides-Herbicides-PCB's	1/5/2024
6320	Isophorone	EPA 625.1	10300024	Extractable Organics	4/4/2018
6320	Isophorone	EPA 8270	10185203	Extractable Organics	7/1/2003
6320	Isophorone	EPA 8270E	10242543	Extractable Organics	1/5/2024
4890	Isopropyl acetate	EPA 1666	10128208	Volatile Organics	7/30/2007
4895	Isopropyl alcohol (2-Propanol)	EPA 8015C	10173816	Volatile Organics	1/5/2024
4900	Isopropylbenzene	EPA 8260D	10307127	Volatile Organics	1/5/2024
6325	Isosafrole	EPA 8270	10185203	Extractable Organics	7/1/2003

Attachment to Certificate #: E87052-79, expiration date June 30, 2024. This listing of accredited analytes should be used only when associated with a valid certificate.

State Laboratory ID: E87052 EPA Lab Code: GA00006 (912) 354-7858

E87052
Eurofins Savannah
5102 LaRoche Avenue
Savannah, GA 31404

Matrix: Non-Potable Water

Analyte#	Analyte	Method/Tech	Method Code	Category	Effective Date
6325	Isosafrole	EPA 8270E	10242543	Extractable Organics	1/5/2024
7740	Kepone	EPA 8081B	10178811	Pesticides-Herbicides-PCB's	1/5/2024
1795	Kjeldahl nitrogen - total	EPA 351.2	10065404	General Chemistry	2/6/2002
1075	Lead	EPA 200.7	10013806	Metals	2/6/2002
1075	Lead	EPA 200.8	10014605	Metals	10/17/2003
1075	Lead	EPA 6010D	10155950	Metals	1/5/2024
1075	Lead	EPA 6020B	10156420	Metals	1/5/2024
1080	Lithium	EPA 200.7	10013806	Metals	9/15/2022
1080	Lithium	EPA 200.8	10014605	Metals	1/10/2023
1080	Lithium	EPA 6010D	10155950	Metals	1/5/2024
1080	Lithium	EPA 6020B	10156420	Metals	1/5/2024
5240	m+p-Xylenes	EPA 8260D	10307127	Volatile Organics	1/5/2024
1085	Magnesium	EPA 200.7	10013806	Metals	2/6/2002
1085	Magnesium	EPA 6010D	10155950	Metals	1/5/2024
1085	Magnesium	EPA 6020B	10156420	Metals	1/5/2024
1090	Manganese	EPA 200.7	10013806	Metals	2/6/2002
1090	Manganese	EPA 200.8	10014605	Metals	10/17/2003
1090	Manganese	EPA 6010D	10155950	Metals	1/5/2024
1090	Manganese	EPA 6020B	10156420	Metals	1/5/2024
7775	MCPA	EPA 615	10105609	Pesticides-Herbicides-PCB's	2/6/2002
7775	MCPA	EPA 8151A	10183207	Pesticides-Herbicides-PCB's	1/5/2024
7780	MCPP	EPA 615	10105609	Pesticides-Herbicides-PCB's	2/6/2002
7780	MCPP	EPA 8151A	10183207	Pesticides-Herbicides-PCB's	1/5/2024
1095	Mercury	EPA 200.8	10014605	Metals	10/17/2003
1095	Mercury	EPA 245.1	10036609	Metals	2/6/2002
1095	Mercury	EPA 6020B	10156420	Metals	1/5/2024
1095	Mercury	EPA 7470	10165603	Metals	7/1/2003
4925	Methacrylonitrile	EPA 8260D	10307127	Volatile Organics	1/5/2024
4926	Methane	RSK-175	10212905	Volatile Organics	12/2/2005
4930	Methanol	EPA 8015C	10173816	Volatile Organics	1/5/2024
6345	Methapyrilene	EPA 8270	10185203	Extractable Organics	7/1/2003
6345	Methapyrilene	EPA 8270E	10242543	Extractable Organics	1/5/2024
7810	Methoxychlor	EPA 608.3	10296614	Pesticides-Herbicides-PCB's	12/4/2020
7810	Methoxychlor	EPA 8081B	10178811	Pesticides-Herbicides-PCB's	1/5/2024
4940	Methyl acetate	EPA 8260D	10307127	Volatile Organics	1/5/2024
4950	Methyl bromide (Bromomethane)	EPA 624.1	10298121	Volatile Organics	4/4/2018

Attachment to Certificate #: E87052-79, expiration date June 30, 2024. This listing of accredited analytes should be used only when associated with a valid certificate.

State Laboratory ID: E87052 EPA Lab Code: GA00006 (912) 354-7858

E87052
Eurofins Savannah
5102 LaRoche Avenue
Savannah, GA 31404

Matrix: Non-Potable Water

Analyte#	Analyte	Method/Tech	Method Code	Category	Effective Date
4950	Methyl bromide (Bromomethane)	EPA 8260D	10307127	Volatile Organics	1/5/2024
4960	Methyl chloride (Chloromethane)	EPA 624.1	10298121	Volatile Organics	4/4/2018
4960	Methyl chloride (Chloromethane)	EPA 8260D	10307127	Volatile Organics	1/5/2024
4990	Methyl methacrylate	EPA 8260D	10307127	Volatile Organics	1/5/2024
6375	Methyl methanesulfonate	EPA 8270	10185203	Extractable Organics	7/1/2003
6375	Methyl methanesulfonate	EPA 8270E	10242543	Extractable Organics	1/5/2024
7825	Methyl parathion (Parathion, methyl)	EPA 8270	10185203	Pesticides-Herbicides-PCB's	7/1/2003
7825	Methyl parathion (Parathion, methyl)	EPA 8270E	10242543	Pesticides-Herbicides-PCB's	1/5/2024
5000	Methyl tert-butyl ether (MTBE)	EPA 8260D	10307127	Volatile Organics	1/5/2024
4965	Methylcyclohexane	EPA 8260D	10307127	Volatile Organics	1/5/2024
4975	Methylene chloride	EPA 624.1	10298121	Volatile Organics	4/4/2018
4975	Methylene chloride	EPA 8260D	10307127	Volatile Organics	1/5/2024
7870	Mirex	EPA 8081B	10178811	Pesticides-Herbicides-PCB's	1/5/2024
1100	Molybdenum	EPA 200.7	10013806	Metals	2/6/2002
1100	Molybdenum	EPA 200.8	10014605	Metals	10/17/2003
1100	Molybdenum	EPA 6010D	10155950	Metals	1/5/2024
1100	Molybdenum	EPA 6020B	10156420	Metals	1/5/2024
4360	n-Amyl acetate	EPA 1666	10128208	Volatile Organics	7/30/2007
5005	Naphthalene	EPA 624.1	10298121	Volatile Organics	9/15/2022
5005	Naphthalene	EPA 625.1	10300024	Extractable Organics	4/4/2018
5005	Naphthalene	EPA 8260D	10307127	Volatile Organics	1/5/2024
5005	Naphthalene	EPA 8270	10185203	Extractable Organics	7/1/2003
5005	Naphthalene	EPA 8270E	10242543	Extractable Organics	1/5/2024
4403	n-Butyl Acetate	EPA 1666	10128208	Volatile Organics	7/30/2007
4403	n-Butyl Acetate	EPA 8260D	10307127	Volatile Organics	1/5/2024
4425	n-Butyl alcohol	EPA 8015C	10173816	Volatile Organics	1/5/2024
4425	n-Butyl alcohol	EPA 8260D	10307127	Volatile Organics	1/5/2024
4435	n-Butylbenzene	EPA 8260D	10307127	Volatile Organics	1/5/2024
9395	N-Ethylperfluorooctane sulfonamide (N-EtFOSA)	EPA 1633 Draft 4	10123452	Extractable Organics	9/14/2023
9431	N-ethylperfluoro-octane sulfonamido ethanol (EtFOSE)	EPA 1633 Draft 4	10123452	Extractable Organics	9/14/2023
1105	Nickel	EPA 200.7	10013806	Metals	2/6/2002
1105	Nickel	EPA 200.8	10014605	Metals	10/17/2003
1105	Nickel	EPA 6010D	10155950	Metals	1/5/2024
1105	Nickel	EPA 6020B	10156420	Metals	1/5/2024
1805	Nitrate	EPA 9056A	10199607	General Chemistry	1/5/2024

Attachment to Certificate #: E87052-79, expiration date June 30, 2024. This listing of accredited analytes should be used only when associated with a valid certificate.

State Laboratory ID: E87052 EPA Lab Code: GA00006 (912) 354-7858

E87052
Eurofins Savannah
5102 LaRoche Avenue
Savannah, GA 31404

Matrix: Non-Potable Water

Analyte#	Analyte	Method/Tech	Method Code	Category	Effective Date
1810	Nitrate as N	EPA 300.0	10053200	General Chemistry	2/6/2002
1810	Nitrate as N	EPA 353.2	10067604	General Chemistry	2/6/2002
1820	Nitrate-nitrite	EPA 300.0	10053200	General Chemistry	2/6/2002
1820	Nitrate-nitrite	EPA 353.2	10067604	General Chemistry	2/6/2002
1835	Nitrite	EPA 9056A	10199607	General Chemistry	1/5/2024
1840	Nitrite as N	EPA 300.0	10053200	General Chemistry	2/6/2002
1840	Nitrite as N	EPA 353.2	10067604	General Chemistry	2/6/2002
5015	Nitrobenzene	EPA 625.1	10300024	Extractable Organics	4/4/2018
5015	Nitrobenzene	EPA 8270	10185203	Extractable Organics	7/1/2003
5015	Nitrobenzene	EPA 8270E	10242543	Extractable Organics	1/5/2024
9433	N-Methylperfluorooctane sulfonamide (MeFOSA)	EPA 1633 Draft 4	10123452	Extractable Organics	9/14/2023
6949	N-Methylperfluoro-octane sulfonamido ethanol (MeFOSE)	EPA 1633 Draft 4	10123452	Extractable Organics	9/14/2023
6525	n-Nitrosodiethylamine	EPA 8270	10185203	Extractable Organics	7/1/2003
6525	n-Nitrosodiethylamine	EPA 8270E	10242543	Extractable Organics	1/5/2024
6530	n-Nitrosodimethylamine	EPA 625.1	10300024	Extractable Organics	4/4/2018
6530	n-Nitrosodimethylamine	EPA 8270	10185203	Extractable Organics	7/1/2003
6530	n-Nitrosodimethylamine	EPA 8270E	10242543	Extractable Organics	1/5/2024
5025	n-Nitroso-di-n-butylamine	EPA 8270	10185203	Extractable Organics	7/1/2003
5025	n-Nitroso-di-n-butylamine	EPA 8270E	10242543	Extractable Organics	1/5/2024
6545	n-Nitrosodi-n-propylamine	EPA 625.1	10300024	Extractable Organics	4/4/2018
6545	n-Nitrosodi-n-propylamine	EPA 8270	10185203	Extractable Organics	7/1/2003
6545	n-Nitrosodi-n-propylamine	EPA 8270E	10242543	Extractable Organics	1/5/2024
6535	n-Nitrosodiphenylamine	EPA 625.1	10300024	Extractable Organics	4/4/2018
6535	n-Nitrosodiphenylamine	EPA 8270	10185203	Extractable Organics	7/1/2003
6535	n-Nitrosodiphenylamine	EPA 8270E	10242543	Extractable Organics	1/5/2024
6550	n-Nitrosomethylethylamine	EPA 8270	10185203	Extractable Organics	7/1/2003
6550	n-Nitrosomethylethylamine	EPA 8270E	10242543	Extractable Organics	1/5/2024
6555	n-Nitrosomorpholine	EPA 8270	10185203	Extractable Organics	7/1/2003
6555	n-Nitrosomorpholine	EPA 8270E	10242543	Extractable Organics	1/5/2024
6560	n-Nitrosopiperidine	EPA 8270	10185203	Extractable Organics	7/1/2003
6560	n-Nitrosopiperidine	EPA 8270E	10242543	Extractable Organics	1/5/2024
6565	n-Nitrosopyrrolidine	EPA 8270	10185203	Extractable Organics	7/1/2003
6565	n-Nitrosopyrrolidine	EPA 8270E	10242543	Extractable Organics	1/5/2024
6956	Nonafluoro-3,6-dioxaheptanoic Acid (NFDHA)	EPA 1633 Draft 4	10123452	Extractable Organics	9/14/2023
5055	n-Propanol (1-Propanol)	EPA 8015C	10173816	Volatile Organics	1/5/2024

Attachment to Certificate #: E87052-79, expiration date June 30, 2024. This listing of accredited analytes should be used only when associated with a valid certificate.

State Laboratory ID: E87052 EPA Lab Code: GA00006 (912) 354-7858

E87052
Eurofins Savannah
5102 LaRoche Avenue
Savannah, GA 31404

Matrix: Non-Potable Water

Analyte#	Analyte	Method/Tech	Method Code	Category	Effective Date
5090	n-Propylbenzene	EPA 8260D	10307127	Volatile Organics	1/5/2024
8290	o,o,o-Triethyl phosphorothioate	EPA 8270	10185203	Pesticides-Herbicides-PCB's	7/1/2003
8290	o,o,o-Triethyl phosphorothioate	EPA 8270E	10242543	Pesticides-Herbicides-PCB's	1/5/2024
1860	Oil & Grease	EPA 1664A	10127807	General Chemistry	12/2/2015
1865	Organic nitrogen	TKN minus AMMONIA	60034437	General Chemistry	7/30/2007
1870	Orthophosphate as P	EPA 365.1	10070005	General Chemistry	11/18/2008
1870	Orthophosphate as P	SM 4500-P F	20026000	General Chemistry	11/18/2008
5145	o-Toluidine	EPA 8270	10185203	Extractable Organics	7/1/2003
5145	o-Toluidine	EPA 8270E	10242543	Extractable Organics	1/5/2024
5250	o-Xylene	EPA 8260D	10307127	Volatile Organics	1/5/2024
7955	Parathion, ethyl	EPA 8270	10185203	Pesticides-Herbicides-PCB's	7/1/2003
7955	Parathion, ethyl	EPA 8270E	10242543	Pesticides-Herbicides-PCB's	1/5/2024
6590	Pentachlorobenzene	EPA 8270	10185203	Extractable Organics	7/1/2003
6590	Pentachlorobenzene	EPA 8270E	10242543	Extractable Organics	1/5/2024
5035	Pentachloroethane	EPA 8260D	10307127	Volatile Organics	1/5/2024
6600	Pentachloronitrobenzene (Quintozene)	EPA 8270	10185203	Extractable Organics	7/1/2003
6600	Pentachloronitrobenzene (Quintozene)	EPA 8270E	10242543	Extractable Organics	1/5/2024
6605	Pentachlorophenol	EPA 625.1	10300024	Extractable Organics	4/4/2018
6605	Pentachlorophenol	EPA 8151A	10183207	Pesticides-Herbicides-PCB's	1/5/2024
6605	Pentachlorophenol	EPA 8270	10185203	Extractable Organics	7/1/2003
6605	Pentachlorophenol	EPA 8270E	10242543	Extractable Organics	1/5/2024
6957	Perfluoro(2-ethoxyethane) Sulfonic Acid (PFEESA)	EPA 1633 Draft 4	10123452	Extractable Organics	9/14/2023
6965	Perfluoro-3-methoxypropanoic Acid (PFMPA)	EPA 1633 Draft 4	10123452	Extractable Organics	9/14/2023
6966	Perfluoro-4-methoxybutanoic Acid (PFMBA)	EPA 1633 Draft 4	10123452	Extractable Organics	9/14/2023
6918	Perfluorobutane Sulfonic Acid (PFBS)	EPA 1633 Draft 4	10123452	Extractable Organics	9/14/2023
6915	Perfluorobutanoic Acid (PFBA)	EPA 1633 Draft 4	10123452	Extractable Organics	9/14/2023
6920	Perfluorodecane Sulfonic Acid (PFDS)	EPA 1633 Draft 4	10123452	Extractable Organics	9/14/2023
6905	Perfluorodecanoic Acid (PFDA)	EPA 1633 Draft 4	10123452	Extractable Organics	9/14/2023
6923	Perfluorododecane Sulfonic Acid (PFDoS)	EPA 1633 Draft 4	10123452	Extractable Organics	9/14/2023
6903	Perfluorododecanoic Acid (PFDoA)	EPA 1633 Draft 4	10123452	Extractable Organics	9/14/2023
9470	Perfluoroheptane Sulfonic Acid (PFHpS)	EPA 1633 Draft 4	10123452	Extractable Organics	9/14/2023
6908	Perfluoroheptanoic Acid (PFHpA)	EPA 1633 Draft 4	10123452	Extractable Organics	9/14/2023
6927	Perfluorohexane Sulfonic Acid (PFHxS)	EPA 1633 Draft 4	10123452	Extractable Organics	9/14/2023
6913	Perfluorohexanoic Acid (PFHxA)	EPA 1633 Draft 4	10123452	Extractable Organics	9/14/2023
6929	Perfluorononane Sulfonic Acid (PFNS)	EPA 1633 Draft 4	10123452	Extractable Organics	9/14/2023
6906	Perfluorononanoic Acid (PFNA)	EPA 1633 Draft 4	10123452	Extractable Organics	9/14/2023

Attachment to Certificate #: E87052-79, expiration date June 30, 2024. This listing of accredited analytes should be used only when associated with a valid certificate.

State Laboratory ID: E87052 EPA Lab Code: GA00006 (912) 354-7858

E87052
Eurofins Savannah
5102 LaRoche Avenue
Savannah, GA 31404

Matrix: Non-Potable Water

Analyte#	Analyte	Method/Tech	Method Code	Category	Effective Date
6917	Perfluorooctane sulfonamide (PFOSA)	EPA 1633 Draft 4	10123452	Extractable Organics	9/14/2023
6931	Perfluorooctane sulfonic acid (PFOS)	EPA 1633 Draft 4	10123452	Extractable Organics	9/14/2023
6912	Perfluoro-octanoic Acid (PFOA)	EPA 1633 Draft 4	10123452	Extractable Organics	9/14/2023
6934	Perfluoropentane Sulfonic Acid (PFPeS)	EPA 1633 Draft 4	10123452	Extractable Organics	9/14/2023
6914	Perfluoropentanoic Acid (PFPeA)	EPA 1633 Draft 4	10123452	Extractable Organics	9/14/2023
6902	Perfluorotetradecanoic acid (PFTDA)	EPA 1633 Draft 4	10123452	Extractable Organics	9/14/2023
9563	Perfluorotridecanoic acid (PFTrDA)	EPA 1633 Draft 4	10123452	Extractable Organics	9/14/2023
6904	Perfluoroundecanoic acid (PFUnDA)	EPA 1633 Draft 4	10123452	Extractable Organics	9/14/2023
1900	pH	EPA 150.1	10008409	General Chemistry	2/6/2002
1900	pH	EPA 9040C	10244403	General Chemistry	1/5/2024
1900	pH	SM 4500-H+-B	20105219	General Chemistry	7/30/2007
6610	Phenacetin	EPA 8270	10185203	Extractable Organics	7/1/2003
6610	Phenacetin	EPA 8270E	10242543	Extractable Organics	1/5/2024
6615	Phenanthrene	EPA 625.1	10300024	Extractable Organics	4/4/2018
6615	Phenanthrene	EPA 8270	10185203	Extractable Organics	7/1/2003
6615	Phenanthrene	EPA 8270E	10242543	Extractable Organics	1/5/2024
6625	Phenol	EPA 625.1	10300024	Extractable Organics	4/4/2018
6625	Phenol	EPA 8270	10185203	Extractable Organics	7/1/2003
6625	Phenol	EPA 8270E	10242543	Extractable Organics	1/5/2024
7985	Phorate	EPA 8270	10185203	Pesticides-Herbicides-PCB's	7/1/2003
7985	Phorate	EPA 8270E	10242543	Pesticides-Herbicides-PCB's	1/5/2024
1910	Phosphorus, total	EPA 200.7	10013806	Metals	1/10/2023
1910	Phosphorus, total	EPA 365.4	10071202	General Chemistry	2/6/2002
1910	Phosphorus, total	EPA 6010D	10155950	Metals	1/5/2024
8645	Picloram	EPA 8151A	10183207	Pesticides-Herbicides-PCB's	1/5/2024
4910	p-Isopropyltoluene	EPA 8260D	10307127	Volatile Organics	1/5/2024
1125	Potassium	EPA 200.7	10013806	Metals	2/6/2002
1125	Potassium	EPA 6010D	10155950	Metals	1/5/2024
1125	Potassium	EPA 6020B	10156420	Metals	1/5/2024
6650	Pronamide (Kerb)	EPA 8270	10185203	Extractable Organics	7/1/2003
6650	Pronamide (Kerb)	EPA 8270E	10242543	Extractable Organics	1/5/2024
5080	Propionitrile (Ethyl cyanide)	EPA 8260D	10307127	Volatile Organics	1/5/2024
6665	Pyrene	EPA 625.1	10300024	Extractable Organics	4/4/2018
6665	Pyrene	EPA 8270	10185203	Extractable Organics	7/1/2003
6665	Pyrene	EPA 8270E	10242543	Extractable Organics	1/5/2024
5095	Pyridine	EPA 8270	10185203	Extractable Organics	7/1/2003

Attachment to Certificate #: E87052-79, expiration date June 30, 2024. This listing of accredited analytes should be used only when associated with a valid certificate.

State Laboratory ID: E87052 EPA Lab Code: GA00006 (912) 354-7858

E87052
Eurofins Savannah
5102 LaRoche Avenue
Savannah, GA 31404

Matrix: Non-Potable Water

Analyte#	Analyte	Method/Tech	Method Code	Category	Effective Date
5095	Pyridine	EPA 8270E	10242543	Extractable Organics	1/5/2024
1945	Residual free chlorine	EPA 330.3	10058807	General Chemistry	2/6/2002
1955	Residue-filterable (TDS)	EPA 160.1	10009208	General Chemistry	2/6/2002
1955	Residue-filterable (TDS)	SM 2540 C	20050402	General Chemistry	7/30/2007
1960	Residue-nonfilterable (TSS)	EPA 160.2	10009606	General Chemistry	2/6/2002
1960	Residue-nonfilterable (TSS)	SM 2540 D	20004802	General Chemistry	7/30/2007
1965	Residue-settleable	EPA 160.5	10010807	General Chemistry	2/6/2002
1965	Residue-settleable	SM 2540 F	20005009	General Chemistry	11/18/2008
1950	Residue-total	EPA 160.3	10010001	General Chemistry	2/6/2002
1950	Residue-total	SM 2540 B	20004608	General Chemistry	7/30/2007
6685	Safrole	EPA 8270	10185203	Extractable Organics	7/1/2003
6685	Safrole	EPA 8270E	10242543	Extractable Organics	1/5/2024
1975	Salinity	SM 2520 B	20004006	General Chemistry	2/6/2002
4440	sec-Butylbenzene	EPA 8260D	10307127	Volatile Organics	1/5/2024
1140	Selenium	EPA 200.7	10013806	Metals	2/6/2002
1140	Selenium	EPA 200.8	10014605	Metals	10/17/2003
1140	Selenium	EPA 6010D	10155950	Metals	1/5/2024
1140	Selenium	EPA 6020B	10156420	Metals	1/5/2024
1990	Silica as SiO2	EPA 200.7	10013806	Metals	7/30/2007
1145	Silicon	EPA 200.7	10013806	Metals	2/6/2002
1145	Silicon	EPA 6010D	10155950	Metals	1/5/2024
1150	Silver	EPA 200.7	10013806	Metals	2/6/2002
1150	Silver	EPA 200.8	10014605	Metals	10/17/2003
1150	Silver	EPA 6010D	10155950	Metals	1/5/2024
1150	Silver	EPA 6020B	10156420	Metals	1/5/2024
8650	Silvex (2,4,5-TP)	EPA 615	10105609	Pesticides-Herbicides-PCB's	2/6/2002
8650	Silvex (2,4,5-TP)	EPA 8151A	10183207	Pesticides-Herbicides-PCB's	1/5/2024
1155	Sodium	EPA 200.7	10013806	Metals	2/6/2002
1155	Sodium	EPA 6010D	10155950	Metals	1/5/2024
1155	Sodium	EPA 6020B	10156420	Metals	1/5/2024
1160	Strontium	EPA 200.7	10013806	Metals	2/6/2002
1160	Strontium	EPA 6010D	10155950	Metals	1/5/2024
5100	Styrene	EPA 8260D	10307127	Volatile Organics	1/5/2024
2000	Sulfate	EPA 300.0	10053200	General Chemistry	2/6/2002
2000	Sulfate	EPA 375.4	10073800	General Chemistry	2/6/2002
2000	Sulfate	EPA 9038	10196608	General Chemistry	7/1/2003

Attachment to Certificate #: E87052-79, expiration date June 30, 2024. This listing of accredited analytes should be used only when associated with a valid certificate.

State Laboratory ID: E87052 EPA Lab Code: GA00006 (912) 354-7858

E87052
Eurofins Savannah
5102 LaRoche Avenue
Savannah, GA 31404

Matrix: Non-Potable Water

Analyte#	Analyte	Method/Tech	Method Code	Category	Effective Date
2000	Sulfate	EPA 9056A	10199607	General Chemistry	1/5/2024
2005	Sulfide	EPA 376.1	10074201	General Chemistry	7/30/2007
2005	Sulfide	EPA 9030B	10195605	General Chemistry	1/5/2024
2005	Sulfide	EPA 9034	10196006	General Chemistry	7/1/2003
2005	Sulfide	SM 4500-S F (19th/20th/21st Ed.)/TITR	20126652	General Chemistry	7/30/2007
2015	Sulfite-SO3	EPA 377.1	10075000	General Chemistry	9/15/2022
2015	Sulfite-SO3	SM 4500-SO3 B	20026806	General Chemistry	9/15/2022
8155	Sulfotepp	EPA 8270	10185203	Pesticides-Herbicides-PCB's	7/1/2003
8155	Sulfotepp	EPA 8270E	10242543	Pesticides-Herbicides-PCB's	1/5/2024
4370	T-amylmethylether (TAME)	EPA 8260D	10307127	Volatile Organics	1/5/2024
4368	tert-Amyl Alcohol	EPA 8260D	10307127	Volatile Organics	1/5/2024
4420	tert-Butyl alcohol (2-Methyl-2-propanol)	EPA 8015C	10173816	Volatile Organics	1/5/2024
4420	tert-Butyl alcohol (2-Methyl-2-propanol)	EPA 8260D	10307127	Volatile Organics	1/5/2024
9557	tert-Butyl Formate	EPA 8260D	10307127	Volatile Organics	1/5/2024
4445	tert-Butylbenzene	EPA 8260D	10307127	Volatile Organics	1/5/2024
5115	Tetrachloroethylene (Perchloroethylene)	EPA 624.1	10298121	Volatile Organics	4/4/2018
1165	Thallium	EPA 200.7	10013806	Metals	2/6/2002
1165	Thallium	EPA 200.8	10014605	Metals	10/17/2003
1165	Thallium	EPA 6010D	10155950	Metals	1/5/2024
1165	Thallium	EPA 6020B	10156420	Metals	1/5/2024
8235	Thionazin (Zinophos)	EPA 8270	10185203	Pesticides-Herbicides-PCB's	7/1/2003
8235	Thionazin (Zinophos)	EPA 8270E	10242543	Pesticides-Herbicides-PCB's	1/5/2024
1175	Tin	EPA 200.7	10013806	Metals	2/6/2002
1175	Tin	EPA 200.8	10014605	Metals	1/10/2023
1175	Tin	EPA 6010D	10155950	Metals	1/5/2024
1175	Tin	EPA 6020B	10156420	Metals	1/5/2024
1180	Titanium	EPA 200.7	10013806	Metals	2/6/2002
1180	Titanium	EPA 6010D	10155950	Metals	1/5/2024
5140	Toluene	EPA 624.1	10298121	Volatile Organics	4/4/2018
5140	Toluene	EPA 8260D	10307127	Volatile Organics	1/5/2024
2500	Total coliforms	SM 9223 B /QUANTI-TRAY	20211603	Microbiology	1/10/2023
1645	Total cyanide	EPA 9012B	10243228	General Chemistry	1/5/2024
1825	Total nitrate-nitrite	EPA 9056A	10199607	General Chemistry	1/5/2024
2040	Total organic carbon	EPA 415.1	10078407	General Chemistry	2/6/2002
2040	Total organic carbon	EPA 9060A	10244823	General Chemistry	1/5/2024

Attachment to Certificate #: E87052-79, expiration date June 30, 2024. This listing of accredited analytes should be used only when associated with a valid certificate.

State Laboratory ID: E87052 EPA Lab Code: GA00006 (912) 354-7858

E87052
Eurofins Savannah
5102 LaRoche Avenue
Savannah, GA 31404

Matrix: Non-Potable Water

Analyte#	Analyte	Method/Tech	Method Code	Category	Effective Date
2040	Total organic carbon	SM 5310 B	20137819	General Chemistry	7/30/2007
2045	Total organic halides (TOX)	EPA 9020B	10194408	General Chemistry	1/5/2024
2050	Total Petroleum Hydrocarbons (TPH)	EPA 1664A	10127807	General Chemistry	2/6/2002
2050	Total Petroleum Hydrocarbons (TPH)	FL-PRO	90015808	Extractable Organics	9/15/2022
1905	Total phenolics	EPA 420.1	10079400	General Chemistry	2/6/2002
1905	Total phenolics	EPA 9065	10200405	General Chemistry	7/1/2003
1940	Total residual chlorine	SM 4500 Cl B	20018808	General Chemistry	11/18/2008
8250	Toxaphene (Chlorinated camphene)	EPA 608.3	10296614	Pesticides-Herbicides-PCB's	4/4/2018
4700	trans-1,2-Dichloroethylene	EPA 624.1	10298121	Volatile Organics	4/4/2018
4700	trans-1,2-Dichloroethylene	EPA 8260D	10307127	Volatile Organics	1/5/2024
4685	trans-1,3-Dichloropropene	EPA 624.1	10298121	Volatile Organics	4/4/2018
4685	trans-1,3-Dichloropropene	EPA 8260D	10307127	Volatile Organics	1/5/2024
4605	trans-1,4-Dichloro-2-butene	EPA 8260D	10307127	Volatile Organics	1/5/2024
5170	Trichloroethene (Trichloroethylene)	EPA 624.1	10298121	Volatile Organics	4/4/2018
5170	Trichloroethene (Trichloroethylene)	EPA 8260D	10307127	Volatile Organics	1/5/2024
5175	Trichlorofluoromethane	EPA 624.1	10298121	Volatile Organics	4/4/2018
5175	Trichlorofluoromethane	EPA 8260D	10307127	Volatile Organics	1/5/2024
2055	Turbidity	EPA 180.1	10011800	General Chemistry	2/6/2002
2055	Turbidity	SM 2130 B	20048219	General Chemistry	7/30/2007
2058	Un-Ionized Ammonia	DEP SOP 10/03/83	90015842	General Chemistry	7/30/2007
1185	Vanadium	EPA 200.7	10013806	Metals	2/6/2002
1185	Vanadium	EPA 200.8	10014605	Metals	10/17/2003
1185	Vanadium	EPA 6010D	10155950	Metals	1/5/2024
1185	Vanadium	EPA 6020B	10156420	Metals	1/5/2024
5225	Vinyl acetate	EPA 8260D	10307127	Volatile Organics	1/5/2024
5235	Vinyl chloride	EPA 624.1	10298121	Volatile Organics	4/4/2018
5235	Vinyl chloride	EPA 8260D	10307127	Volatile Organics	1/5/2024
5260	Xylene (total)	EPA 624.1	10298121	Volatile Organics	4/4/2018
5260	Xylene (total)	EPA 8260D	10307127	Volatile Organics	1/5/2024
1190	Zinc	EPA 200.7	10013806	Metals	2/6/2002
1190	Zinc	EPA 200.8	10014605	Metals	10/17/2003
1190	Zinc	EPA 6010D	10155950	Metals	1/5/2024
1190	Zinc	EPA 6020B	10156420	Metals	1/5/2024

Attachment to Certificate #: E87052-79, expiration date June 30, 2024. This listing of accredited analytes should be used only when associated with a valid certificate.

State Laboratory ID: E87052 EPA Lab Code: GA00006 (912) 354-7858

E87052
Eurofins Savannah
5102 LaRoche Avenue
Savannah, GA 31404

Matrix: Solid and Chemical Materials

Analyte#	Analyte	Method/Tech	Method Code	Category	Effective Date
5105	1,1,1,2-Tetrachloroethane	EPA 8260D	10307127	Volatile Organics	1/5/2024
5160	1,1,1-Trichloroethane	EPA 8260D	10307127	Volatile Organics	1/5/2024
5110	1,1,2,2-Tetrachloroethane	EPA 8260D	10307127	Volatile Organics	1/5/2024
5185	1,1,2-Trichloro-1,2,2-trifluoroethane (Freon 113)	EPA 8260D	10307127	Volatile Organics	1/5/2024
5165	1,1,2-Trichloroethane	EPA 8260D	10307127	Volatile Organics	1/5/2024
4630	1,1-Dichloroethane	EPA 8260D	10307127	Volatile Organics	1/5/2024
4640	1,1-Dichloroethylene	EPA 8260D	10307127	Volatile Organics	1/5/2024
5150	1,2,3-Trichlorobenzene	EPA 8260D	10307127	Volatile Organics	1/5/2024
5180	1,2,3-Trichloropropane	EPA 8260D	10307127	Volatile Organics	1/5/2024
5182	1,2,3-Trimethylbenzene	EPA 8260D	10307127	Volatile Organics	1/5/2024
6715	1,2,4,5-Tetrachlorobenzene	EPA 8270E	10242543	Extractable Organics	1/5/2024
5155	1,2,4-Trichlorobenzene	EPA 8260D	10307127	Volatile Organics	1/5/2024
5155	1,2,4-Trichlorobenzene	EPA 8270E	10242543	Extractable Organics	1/5/2024
4570	1,2-Dibromo-3-chloropropane (DBCP)	EPA 8260D	10307127	Volatile Organics	1/5/2024
4585	1,2-Dibromoethane (EDB, Ethylene dibromide)	EPA 8260D	10307127	Volatile Organics	1/5/2024
4610	1,2-Dichlorobenzene	EPA 8260D	10307127	Volatile Organics	1/5/2024
4610	1,2-Dichlorobenzene	EPA 8270E	10242543	Extractable Organics	1/5/2024
4635	1,2-Dichloroethane	EPA 8260D	10307127	Volatile Organics	1/5/2024
4655	1,2-Dichloropropane	EPA 8260D	10307127	Volatile Organics	1/5/2024
6220	1,2-Diphenylhydrazine	EPA 8270E	10242543	Extractable Organics	1/5/2024
6800	1,3,5-Trichlorobenzene	EPA 8260D	10307127	Volatile Organics	1/5/2024
5215	1,3,5-Trimethylbenzene	EPA 8260D	10307127	Volatile Organics	1/5/2024
6885	1,3,5-Trinitrobenzene (1,3,5-TNB)	EPA 8270E	10242543	Extractable Organics	1/5/2024
4615	1,3-Dichlorobenzene	EPA 8260D	10307127	Volatile Organics	1/5/2024
4615	1,3-Dichlorobenzene	EPA 8270E	10242543	Extractable Organics	1/5/2024
4660	1,3-Dichloropropane	EPA 8260D	10307127	Volatile Organics	1/5/2024
6160	1,3-Dinitrobenzene (1,3-DNB)	EPA 8270E	10242543	Extractable Organics	1/5/2024
4620	1,4-Dichlorobenzene	EPA 8260D	10307127	Volatile Organics	1/5/2024
4620	1,4-Dichlorobenzene	EPA 8270E	10242543	Extractable Organics	1/5/2024
4735	1,4-Dioxane (1,4-Diethyleneoxide)	EPA 8260D	10307127	Volatile Organics	1/5/2024
4735	1,4-Dioxane (1,4-Diethyleneoxide)	EPA 8270E	10242543	Extractable Organics	1/5/2024
6420	1,4-Naphthoquinone	EPA 8270E	10242543	Extractable Organics	1/5/2024
6630	1,4-Phenylenediamine	EPA 8270E	10242543	Extractable Organics	1/5/2024
9490	11-Chloroeicosafluoro-3-oxaundecane-1-sulfonic Acid (11-ClPF3OUdS)	EPA 1633 Draft 4	10123452	Extractable Organics	9/14/2023
4510	1-Chlorohexane	EPA 8260D	10307127	Volatile Organics	1/5/2024

Attachment to Certificate #: E87052-79, expiration date June 30, 2024. This listing of accredited analytes should be used only when associated with a valid certificate.

State Laboratory ID: E87052 EPA Lab Code: GA00006 (912) 354-7858

E87052
Eurofins Savannah
5102 LaRoche Avenue
Savannah, GA 31404

Matrix: Solid and Chemical Materials

Analyte#	Analyte	Method/Tech	Method Code	Category	Effective Date
6948	1H,1H,2H,2H-Perfluorodecanesulfonic Acid (8:2 FTS)	EPA 1633 Draft 4	10123452	Extractable Organics	9/14/2023
6946	1H,1H,2H,2H-Perfluorohexanesulfonic acid (4:2 FTS)	EPA 1633 Draft 4	10123452	Extractable Organics	9/14/2023
6947	1H,1H,2H,2H-Perfluoro-octanesulfonic Acid (6:2 FTS)	EPA 1633 Draft 4	10123452	Extractable Organics	9/14/2023
6380	1-Methylnaphthalene	EPA 8270E	10242543	Extractable Organics	1/5/2024
6425	1-Naphthylamine	EPA 8270E	10242543	Extractable Organics	1/5/2024
4846	2-(N-Ethyl-perfluorooctane sulfonamido) acetic acid (N-EtFOSAA)	EPA 1633 Draft 4	10123452	Extractable Organics	9/14/2023
4847	2-(N-Methyl-perfluorooctane sulfonamido) acetic acid (N-MeFOSAA)	EPA 1633 Draft 4	10123452	Extractable Organics	9/14/2023
4665	2,2-Dichloropropane	EPA 8260D	10307127	Volatile Organics	1/5/2024
4659	2,2'-Oxybis(1-chloropropane),bis(2-Chloro-1-methylethyl)ether (fka bis(2-Chloroisopropyl) ether	EPA 8270E	10242543	Extractable Organics	1/5/2024
6735	2,3,4,6-Tetrachlorophenol	EPA 8270E	10242543	Extractable Organics	1/5/2024
8655	2,4,5-T	EPA 8151A	10183207	Pesticides-Herbicides-PCB's	1/5/2024
6835	2,4,5-Trichlorophenol	EPA 8270E	10242543	Extractable Organics	1/5/2024
6840	2,4,6-Trichlorophenol	EPA 8270E	10242543	Extractable Organics	1/5/2024
8545	2,4-D	EPA 8151A	10183207	Pesticides-Herbicides-PCB's	1/5/2024
8560	2,4-DB	EPA 8151A	10183207	Pesticides-Herbicides-PCB's	1/5/2024
6000	2,4-Dichlorophenol	EPA 8270E	10242543	Extractable Organics	1/5/2024
6130	2,4-Dimethylphenol	EPA 8270E	10242543	Extractable Organics	1/5/2024
6175	2,4-Dinitrophenol	EPA 8270E	10242543	Extractable Organics	1/5/2024
6185	2,4-Dinitrotoluene (2,4-DNT)	EPA 8270E	10242543	Extractable Organics	1/5/2024
6005	2,6-Dichlorophenol	EPA 8270E	10242543	Extractable Organics	1/5/2024
6190	2,6-Dinitrotoluene (2,6-DNT)	EPA 8270E	10242543	Extractable Organics	1/5/2024
5515	2-Acetylaminofluorene	EPA 8270E	10242543	Extractable Organics	1/5/2024
4410	2-Butanone (Methyl ethyl ketone, MEK)	EPA 8260D	10307127	Volatile Organics	1/5/2024
5795	2-Chloronaphthalene	EPA 8270E	10242543	Extractable Organics	1/5/2024
5800	2-Chlorophenol	EPA 8270E	10242543	Extractable Organics	1/5/2024
4535	2-Chlorotoluene	EPA 8260D	10307127	Volatile Organics	1/5/2024
9340	2H,2H,3H,3H-Perfluorodecanoic Acid (7:3 FTCA)	EPA 1633 Draft 4	10123452	Extractable Organics	9/14/2023
9338	2H,2H,3H,3H-Perfluoro-octanoic Acid (5:3 FTCA)	EPA 1633 Draft 4	10123452	Extractable Organics	9/14/2023
4860	2-Hexanone	EPA 8260D	10307127	Volatile Organics	1/5/2024
6360	2-Methyl-4,6-dinitrophenol	EPA 8270E	10242543	Extractable Organics	1/5/2024
6385	2-Methylnaphthalene	EPA 8260D	10307127	Volatile Organics	1/5/2024
6385	2-Methylnaphthalene	EPA 8270E	10242543	Extractable Organics	1/5/2024

Attachment to Certificate #: E87052-79, expiration date June 30, 2024. This listing of accredited analytes should be used only when associated with a valid certificate.

State Laboratory ID: E87052 EPA Lab Code: GA00006 (912) 354-7858

E87052
Eurofins Savannah
5102 LaRoche Avenue
Savannah, GA 31404

Matrix: Solid and Chemical Materials

Analyte#	Analyte	Method/Tech	Method Code	Category	Effective Date
6400	2-Methylphenol (o-Cresol)	EPA 8270E	10242543	Extractable Organics	1/5/2024
6430	2-Naphthylamine	EPA 8270E	10242543	Extractable Organics	1/5/2024
6460	2-Nitroaniline	EPA 8270E	10242543	Extractable Organics	1/5/2024
6490	2-Nitrophenol	EPA 8270E	10242543	Extractable Organics	1/5/2024
5020	2-Nitropropane	EPA 8260D	10307127	Volatile Organics	1/5/2024
5050	2-Picoline (2-Methylpyridine)	EPA 8270E	10242543	Extractable Organics	1/5/2024
5945	3,3'-Dichlorobenzidine	EPA 8270E	10242543	Extractable Organics	1/5/2024
6120	3,3'-Dimethylbenzidine	EPA 8270E	10242543	Extractable Organics	1/5/2024
8600	3,5-Dichlorobenzoic acid	EPA 8151A	10183207	Pesticides-Herbicides-PCB's	1/5/2024
6412	3/4-Methylphenols (m/p-Cresols)	EPA 8270E	10242543	Extractable Organics	1/5/2024
6355	3-Methylcholanthrene	EPA 8270E	10242543	Extractable Organics	1/5/2024
6465	3-Nitroaniline	EPA 8270E	10242543	Extractable Organics	1/5/2024
9353	4,4,5,5,6,6,6-Heptafluorohexanoic Acid (3:3 FTCA)	EPA 1633 Draft 4	10123452	Extractable Organics	9/14/2023
7355	4,4'-DDD	EPA 8081B	10178811	Pesticides-Herbicides-PCB's	1/5/2024
7360	4,4'-DDE	EPA 8081B	10178811	Pesticides-Herbicides-PCB's	1/5/2024
7365	4,4'-DDT	EPA 8081B	10178811	Pesticides-Herbicides-PCB's	1/5/2024
6951	4,8-Dioxa-3H-perfluorononanoic Acid (ADONA)	EPA 1633 Draft 4	10123452	Extractable Organics	9/14/2023
5540	4-Aminobiphenyl	EPA 8270E	10242543	Extractable Organics	1/5/2024
5660	4-Bromophenyl phenyl ether	EPA 8270E	10242543	Extractable Organics	1/5/2024
5700	4-Chloro-3-methylphenol	EPA 8270E	10242543	Extractable Organics	1/5/2024
5745	4-Chloroaniline	EPA 8270E	10242543	Extractable Organics	1/5/2024
5825	4-Chlorophenyl phenylether	EPA 8270E	10242543	Extractable Organics	1/5/2024
4540	4-Chlorotoluene	EPA 8260D	10307127	Volatile Organics	1/5/2024
6105	4-Dimethyl aminoazobenzene	EPA 8270E	10242543	Extractable Organics	1/5/2024
4995	4-Methyl-2-pentanone (MIBK)	EPA 8260D	10307127	Volatile Organics	1/5/2024
6470	4-Nitroaniline	EPA 8270E	10242543	Extractable Organics	1/5/2024
6500	4-Nitrophenol	EPA 8270E	10242543	Extractable Organics	1/5/2024
6570	5-Nitro-o-toluidine	EPA 8270E	10242543	Extractable Organics	1/5/2024
6115	7,12-Dimethylbenz(a) anthracene	EPA 8270E	10242543	Extractable Organics	1/5/2024
6952	9-Chlorohexadecafluoro-3-oxanonane-1-sulfonic Acid (9-ClPF3ONS)	EPA 1633 Draft 4	10123452	Extractable Organics	9/14/2023
6125	a,a-Dimethylphenethylamine	EPA 8270E	10242543	Extractable Organics	1/5/2024
5500	Acenaphthene	EPA 8270E	10242543	Extractable Organics	1/5/2024
5505	Acenaphthylene	EPA 8270E	10242543	Extractable Organics	1/5/2024
4315	Acetone	EPA 8260D	10307127	Volatile Organics	1/5/2024
4320	Acetonitrile	EPA 8260D	10307127	Volatile Organics	1/5/2024

Attachment to Certificate #: E87052-79, expiration date June 30, 2024. This listing of accredited analytes should be used only when associated with a valid certificate.

State Laboratory ID: E87052 EPA Lab Code: GA00006 (912) 354-7858

E87052
Eurofins Savannah
5102 LaRoche Avenue
Savannah, GA 31404

Matrix: Solid and Chemical Materials

Analyte#	Analyte	Method/Tech	Method Code	Category	Effective Date
5510	Acetophenone	EPA 8270E	10242543	Extractable Organics	1/5/2024
8505	Acifluorfen	EPA 8151A	10183207	Pesticides-Herbicides-PCB's	1/5/2024
4325	Acrolein (Propenal)	EPA 8260D	10307127	Volatile Organics	1/5/2024
4340	Acrylonitrile	EPA 8260D	10307127	Volatile Organics	1/5/2024
7025	Aldrin	EPA 8081B	10178811	Pesticides-Herbicides-PCB's	1/5/2024
4355	Allyl chloride (3-Chloropropene)	EPA 8260D	10307127	Volatile Organics	1/5/2024
7110	alpha-BHC (alpha-Hexachlorocyclohexane)	EPA 8081B	10178811	Pesticides-Herbicides-PCB's	1/5/2024
7240	alpha-Chlordane	EPA 8081B	10178811	Pesticides-Herbicides-PCB's	1/5/2024
1000	Aluminum	EPA 6010D	10155950	Metals	1/5/2024
1000	Aluminum	EPA 6020B	10156420	Metals	1/5/2024
1510	Amenable cyanide	EPA 9012B	10243228	General Chemistry	1/5/2024
1515	Ammonia as N	EPA 350.1	10063602	General Chemistry	7/30/2007
5545	Aniline	EPA 8270E	10242543	Extractable Organics	1/5/2024
5555	Anthracene	EPA 8270E	10242543	Extractable Organics	1/5/2024
1005	Antimony	EPA 6010D	10155950	Metals	1/5/2024
1005	Antimony	EPA 6020B	10156420	Metals	1/5/2024
5560	Aramite	EPA 8270E	10242543	Extractable Organics	1/5/2024
8880	Aroclor-1016 (PCB-1016)	EPA 8082A	10179358	Pesticides-Herbicides-PCB's	1/5/2024
8885	Aroclor-1221 (PCB-1221)	EPA 8082A	10179358	Pesticides-Herbicides-PCB's	1/5/2024
8890	Aroclor-1232 (PCB-1232)	EPA 8082A	10179358	Pesticides-Herbicides-PCB's	1/5/2024
8895	Aroclor-1242 (PCB-1242)	EPA 8082A	10179358	Pesticides-Herbicides-PCB's	1/5/2024
8900	Aroclor-1248 (PCB-1248)	EPA 8082A	10179358	Pesticides-Herbicides-PCB's	1/5/2024
8905	Aroclor-1254 (PCB-1254)	EPA 8082A	10179358	Pesticides-Herbicides-PCB's	1/5/2024
8910	Aroclor-1260 (PCB-1260)	EPA 8082A	10179358	Pesticides-Herbicides-PCB's	1/5/2024
8912	Aroclor-1262 (PCB-1262)	EPA 8082A	10179358	Pesticides-Herbicides-PCB's	1/5/2024
8913	Aroclor-1268 (PCB-1268)	EPA 8082A	10179358	Pesticides-Herbicides-PCB's	1/5/2024
1010	Arsenic	EPA 6010D	10155950	Metals	1/5/2024
1010	Arsenic	EPA 6020B	10156420	Metals	1/5/2024
7065	Atrazine	EPA 8270E	10242543	Pesticides-Herbicides-PCB's	1/5/2024
1015	Barium	EPA 6010D	10155950	Metals	1/5/2024
1015	Barium	EPA 6020B	10156420	Metals	1/5/2024
8530	Bentazon	EPA 8151A	10183207	Pesticides-Herbicides-PCB's	1/5/2024
5570	Benzaldehyde	EPA 8270E	10242543	Extractable Organics	1/5/2024
4375	Benzene	EPA 8260D	10307127	Volatile Organics	1/5/2024
5595	Benzidine	EPA 8270E	10242543	Extractable Organics	1/5/2024
5575	Benzo(a)anthracene	EPA 8270E	10242543	Extractable Organics	1/5/2024

Attachment to Certificate #: E87052-79, expiration date June 30, 2024. This listing of accredited analytes should be used only when associated with a valid certificate.

State Laboratory ID: E87052 EPA Lab Code: GA00006 (912) 354-7858

E87052
Eurofins Savannah
5102 LaRoche Avenue
Savannah, GA 31404

Matrix: Solid and Chemical Materials

Analyte#	Analyte	Method/Tech	Method Code	Category	Effective Date
5580	Benzo(a)pyrene	EPA 8270E	10242543	Extractable Organics	1/5/2024
5585	Benzo(b)fluoranthene	EPA 8270E	10242543	Extractable Organics	1/5/2024
5590	Benzo(g,h,i)perylene	EPA 8270E	10242543	Extractable Organics	1/5/2024
5600	Benzo(k)fluoranthene	EPA 8270E	10242543	Extractable Organics	1/5/2024
5610	Benzoic acid	EPA 8270E	10242543	Extractable Organics	1/5/2024
5630	Benzyl alcohol	EPA 8270E	10242543	Extractable Organics	1/5/2024
5635	Benzyl chloride	EPA 8260D	10307127	Volatile Organics	1/5/2024
1020	Beryllium	EPA 6010D	10155950	Metals	1/5/2024
1020	Beryllium	EPA 6020B	10156420	Metals	1/5/2024
7115	beta-BHC (beta-Hexachlorocyclohexane)	EPA 8081B	10178811	Pesticides-Herbicides-PCB's	1/5/2024
6703	Biphenyl (1,1-Biphenyl, BZ 0)	EPA 8270E	10242543	Extractable Organics	1/5/2024
5760	bis(2-Chloroethoxy)methane	EPA 8270E	10242543	Extractable Organics	1/5/2024
5765	bis(2-Chloroethyl) ether	EPA 8270E	10242543	Extractable Organics	1/5/2024
1025	Boron	EPA 6010D	10155950	Metals	1/5/2024
1540	Bromide	EPA 300.0	10053200	General Chemistry	7/30/2007
1540	Bromide	EPA 9056A	10199607	General Chemistry	1/5/2024
4385	Bromobenzene	EPA 8260D	10307127	Volatile Organics	1/5/2024
4390	Bromochloromethane	EPA 8260D	10307127	Volatile Organics	1/5/2024
4395	Bromodichloromethane	EPA 8260D	10307127	Volatile Organics	1/5/2024
4400	Bromoform	EPA 8260D	10307127	Volatile Organics	1/5/2024
5670	Butyl benzyl phthalate	EPA 8270E	10242543	Extractable Organics	1/5/2024
1030	Cadmium	EPA 6010D	10155950	Metals	1/5/2024
1030	Cadmium	EPA 6020B	10156420	Metals	1/5/2024
1035	Calcium	EPA 6010D	10155950	Metals	1/5/2024
1035	Calcium	EPA 6020B	10156420	Metals	1/5/2024
7180	Caprolactam	EPA 8270E	10242543	Extractable Organics	1/5/2024
5680	Carbazole	EPA 8270E	10242543	Extractable Organics	1/5/2024
4450	Carbon disulfide	EPA 8260D	10307127	Volatile Organics	1/5/2024
4455	Carbon tetrachloride	EPA 8260D	10307127	Volatile Organics	1/5/2024
8540	Chloramben	EPA 8151A	10183207	Pesticides-Herbicides-PCB's	1/5/2024
7250	Chlordane (tech.)	EPA 8081B	10178811	Pesticides-Herbicides-PCB's	1/5/2024
1575	Chloride	EPA 300.0	10053200	General Chemistry	7/30/2007
1575	Chloride	EPA 9056A	10199607	General Chemistry	1/5/2024
1575	Chloride	EPA 9251	10207406	General Chemistry	12/4/2020
4475	Chlorobenzene	EPA 8260D	10307127	Volatile Organics	1/5/2024
7260	Chlorobenzilate	EPA 8081B	10178811	Pesticides-Herbicides-PCB's	1/5/2024

Attachment to Certificate #: E87052-79, expiration date June 30, 2024. This listing of accredited analytes should be used only when associated with a valid certificate.

State Laboratory ID: E87052 EPA Lab Code: GA00006 (912) 354-7858

E87052
Eurofins Savannah
5102 LaRoche Avenue
Savannah, GA 31404

Matrix: Solid and Chemical Materials

Analyte#	Analyte	Method/Tech	Method Code	Category	Effective Date
4485	Chloroethane	EPA 8260D	10307127	Volatile Organics	1/5/2024
4505	Chloroform	EPA 8260D	10307127	Volatile Organics	1/5/2024
4525	Chloroprene	EPA 8260D	10307127	Volatile Organics	1/5/2024
1040	Chromium	EPA 6010D	10155950	Metals	1/5/2024
1040	Chromium	EPA 6020B	10156420	Metals	1/5/2024
1045	Chromium VI	EPA 7199	10163005	General Chemistry	6/16/2023
5855	Chrysene	EPA 8270E	10242543	Extractable Organics	1/5/2024
4645	cis-1,2-Dichloroethylene	EPA 8260D	10307127	Volatile Organics	1/5/2024
4680	cis-1,3-Dichloropropene	EPA 8260D	10307127	Volatile Organics	1/5/2024
1050	Cobalt	EPA 6010D	10155950	Metals	1/5/2024
1050	Cobalt	EPA 6020B	10156420	Metals	1/5/2024
1055	Copper	EPA 6010D	10155950	Metals	1/5/2024
1055	Copper	EPA 6020B	10156420	Metals	1/5/2024
4555	Cyclohexane	EPA 8260D	10307127	Volatile Organics	1/5/2024
8550	Dacthal (DCPA)	EPA 8151A	10183207	Pesticides-Herbicides-PCB's	1/5/2024
8555	Dalapon	EPA 8151A	10183207	Pesticides-Herbicides-PCB's	1/5/2024
7105	delta-BHC	EPA 8081B	10178811	Pesticides-Herbicides-PCB's	1/5/2024
6065	Di(2-ethylhexyl) phthalate (DEHP)	EPA 8270E	10242543	Extractable Organics	1/5/2024
7405	Diallate	EPA 8270E	10242543	Pesticides-Herbicides-PCB's	1/5/2024
5895	Dibenz(a,h)anthracene	EPA 8270E	10242543	Extractable Organics	1/5/2024
5905	Dibenzofuran	EPA 8270E	10242543	Extractable Organics	1/5/2024
4575	Dibromochloromethane	EPA 8260	10184404	Volatile Organics	2/6/2002
4575	Dibromochloromethane	EPA 8260D	10307127	Volatile Organics	1/5/2024
4595	Dibromomethane	EPA 8260D	10307127	Volatile Organics	1/5/2024
8595	Dicamba	EPA 8151A	10183207	Pesticides-Herbicides-PCB's	1/5/2024
4625	Dichlorodifluoromethane	EPA 8260D	10307127	Volatile Organics	1/5/2024
8605	Dichloroprop (Dichlorprop)	EPA 8151A	10183207	Pesticides-Herbicides-PCB's	1/5/2024
7470	Dieldrin	EPA 8081B	10178811	Pesticides-Herbicides-PCB's	1/5/2024
9369	Diesel range organics (DRO)	EPA 8015C	10173816	Extractable Organics	1/5/2024
4725	Diethyl ether	EPA 8260D	10307127	Volatile Organics	1/5/2024
6070	Diethyl phthalate	EPA 8270E	10242543	Extractable Organics	1/5/2024
9375	Di-isopropylether (DIPE)	EPA 8260D	10307127	Volatile Organics	1/5/2024
7475	Dimethoate	EPA 8270E	10242543	Pesticides-Herbicides-PCB's	1/5/2024
6135	Dimethyl phthalate	EPA 8270E	10242543	Extractable Organics	1/5/2024
5925	Di-n-butyl phthalate	EPA 8270E	10242543	Extractable Organics	1/5/2024
6200	Di-n-octyl phthalate	EPA 8270E	10242543	Extractable Organics	1/5/2024

Attachment to Certificate #: E87052-79, expiration date June 30, 2024. This listing of accredited analytes should be used only when associated with a valid certificate.

State Laboratory ID: E87052 EPA Lab Code: GA00006 (912) 354-7858

E87052
Eurofins Savannah
5102 LaRoche Avenue
Savannah, GA 31404

Matrix: Solid and Chemical Materials

Analyte#	Analyte	Method/Tech	Method Code	Category	Effective Date
8620	Dinoseb (2-sec-butyl-4,6-dinitrophenol, DNBP)	EPA 8151A	10183207	Pesticides-Herbicides-PCB's	1/5/2024
8620	Dinoseb (2-sec-butyl-4,6-dinitrophenol, DNBP)	EPA 8270E	10242543	Pesticides-Herbicides-PCB's	1/5/2024
8625	Disulfoton	EPA 8270E	10242543	Pesticides-Herbicides-PCB's	1/5/2024
7510	Endosulfan I	EPA 8081B	10178811	Pesticides-Herbicides-PCB's	1/5/2024
7515	Endosulfan II	EPA 8081B	10178811	Pesticides-Herbicides-PCB's	1/5/2024
7520	Endosulfan sulfate	EPA 8081B	10178811	Pesticides-Herbicides-PCB's	1/5/2024
7540	Endrin	EPA 8081B	10178811	Pesticides-Herbicides-PCB's	1/5/2024
7530	Endrin aldehyde	EPA 8081B	10178811	Pesticides-Herbicides-PCB's	1/5/2024
7535	Endrin ketone	EPA 8081B	10178811	Pesticides-Herbicides-PCB's	1/5/2024
4750	Ethanol	EPA 8015C	10173816	Volatile Organics	1/5/2024
4750	Ethanol	EPA 8260D	10307127	Volatile Organics	1/5/2024
4755	Ethyl acetate	EPA 8015C	10173816	Volatile Organics	1/5/2024
4755	Ethyl acetate	EPA 8260D	10307127	Volatile Organics	1/5/2024
4760	Ethyl acrylate	EPA 8260D	10307127	Volatile Organics	1/5/2024
4810	Ethyl methacrylate	EPA 8260D	10307127	Volatile Organics	1/5/2024
6260	Ethyl methanesulfonate	EPA 8270E	10242543	Extractable Organics	1/5/2024
4765	Ethylbenzene	EPA 8260D	10307127	Volatile Organics	1/5/2024
4785	Ethylene glycol	EPA 8015C	10173816	Volatile Organics	1/5/2024
4770	Ethyl-t-butylether (ETBE)	EPA 8260D	10307127	Volatile Organics	1/5/2024
7580	Famphur	EPA 8270E	10242543	Pesticides-Herbicides-PCB's	1/5/2024
6265	Fluoranthene	EPA 8270E	10242543	Extractable Organics	1/5/2024
6270	Fluorene	EPA 8270E	10242543	Extractable Organics	1/5/2024
1730	Fluoride	EPA 300.0	10053200	General Chemistry	7/30/2007
1730	Fluoride	EPA 9056A	10199607	General Chemistry	1/5/2024
7120	gamma-BHC (Lindane, gamma-Hexachlorocyclohexane)	EPA 8081B	10178811	Pesticides-Herbicides-PCB's	1/5/2024
7245	gamma-Chlordane	EPA 8081B	10178811	Pesticides-Herbicides-PCB's	1/5/2024
9408	Gasoline range organics (GRO)	EPA 8015C	10173816	Volatile Organics	1/5/2024
7685	Heptachlor	EPA 8081B	10178811	Pesticides-Herbicides-PCB's	1/5/2024
7690	Heptachlor epoxide	EPA 8081B	10178811	Pesticides-Herbicides-PCB's	1/5/2024
6275	Hexachlorobenzene	EPA 8270E	10242543	Pesticides-Herbicides-PCB's	1/5/2024
4835	Hexachlorobutadiene	EPA 8260D	10307127	Volatile Organics	1/5/2024
4835	Hexachlorobutadiene	EPA 8270E	10242543	Extractable Organics	1/5/2024
6285	Hexachlorocyclopentadiene	EPA 8270E	10242543	Extractable Organics	1/5/2024
4840	Hexachloroethane	EPA 8270E	10242543	Extractable Organics	1/5/2024
6290	Hexachlorophene	EPA 8270E	10242543	Extractable Organics	1/5/2024

Attachment to Certificate #: E87052-79, expiration date June 30, 2024. This listing of accredited analytes should be used only when associated with a valid certificate.

State Laboratory ID: E87052 EPA Lab Code: GA00006 (912) 354-7858

E87052
Eurofins Savannah
5102 LaRoche Avenue
Savannah, GA 31404

Matrix: Solid and Chemical Materials

Analyte#	Analyte	Method/Tech	Method Code	Category	Effective Date
6295	Hexachloropropene	EPA 8270E	10242543	Extractable Organics	1/5/2024
9460	Hexafluoropropylene Oxide Dimer Acid (HFPO-DA, GenX)	EPA 1633 Draft 4	10123452	Extractable Organics	9/14/2023
1780	Ignitability	EPA 1010	10116606	General Chemistry	9/15/2022
1780	Ignitability	EPA 1010B	10234830	General Chemistry	1/5/2024
1780	Ignitability	EPA 1030	10117201	General Chemistry	7/30/2007
6315	Indeno(1,2,3-cd)pyrene	EPA 8270E	10242543	Extractable Organics	1/5/2024
4870	Iodomethane (Methyl iodide)	EPA 8260D	10307127	Volatile Organics	1/5/2024
1070	Iron	EPA 6010D	10155950	Metals	1/5/2024
1070	Iron	EPA 6020B	10156420	Metals	1/5/2024
4875	Isobutyl alcohol (2-Methyl-1-propanol)	EPA 8015C	10173816	Volatile Organics	1/5/2024
4875	Isobutyl alcohol (2-Methyl-1-propanol)	EPA 8260D	10307127	Volatile Organics	1/5/2024
7725	Isodrin	EPA 8081B	10178811	Pesticides-Herbicides-PCB's	1/5/2024
6320	Isophorone	EPA 8270E	10242543	Extractable Organics	1/5/2024
4895	Isopropyl alcohol (2-Propanol)	EPA 8015C	10173816	Volatile Organics	1/5/2024
4895	Isopropyl alcohol (2-Propanol)	EPA 8260D	10307127	Volatile Organics	1/5/2024
4900	Isopropylbenzene	EPA 8260D	10307127	Volatile Organics	1/5/2024
6325	Isosafrole	EPA 8270E	10242543	Extractable Organics	1/5/2024
7740	Kepone	EPA 8081B	10178811	Pesticides-Herbicides-PCB's	1/5/2024
1795	Kjeldahl nitrogen - total	EPA 351.2	10065404	General Chemistry	12/2/2005
1075	Lead	EPA 6010D	10155950	Metals	1/5/2024
1075	Lead	EPA 6020B	10156420	Metals	1/5/2024
1080	Lithium	EPA 6010D	10155950	Metals	1/5/2024
5240	m+p-Xylenes	EPA 8260D	10307127	Volatile Organics	1/5/2024
1085	Magnesium	EPA 6010D	10155950	Metals	1/5/2024
1085	Magnesium	EPA 6020B	10156420	Metals	1/5/2024
1090	Manganese	EPA 6010D	10155950	Metals	1/5/2024
1090	Manganese	EPA 6020B	10156420	Metals	1/5/2024
7775	MCPA	EPA 8151A	10183207	Pesticides-Herbicides-PCB's	1/5/2024
7780	MCPP	EPA 8151A	10183207	Pesticides-Herbicides-PCB's	1/5/2024
1095	Mercury	EPA 6020B	10156420	Metals	1/5/2024
1095	Mercury	EPA 7471B	10166457	Metals	1/5/2024
4925	Methacrylonitrile	EPA 8260D	10307127	Volatile Organics	1/5/2024
4930	Methanol	EPA 8015C	10173816	Volatile Organics	1/5/2024
6345	Methapyrilene	EPA 8270E	10242543	Extractable Organics	1/5/2024
7810	Methoxychlor	EPA 8081B	10178811	Pesticides-Herbicides-PCB's	1/5/2024
4940	Methyl acetate	EPA 8260D	10307127	Volatile Organics	1/5/2024

Attachment to Certificate #: E87052-79, expiration date June 30, 2024. This listing of accredited analytes should be used only when associated with a valid certificate.

State Laboratory ID: E87052 EPA Lab Code: GA00006 (912) 354-7858

E87052
Eurofins Savannah
5102 LaRoche Avenue
Savannah, GA 31404

Matrix: Solid and Chemical Materials

Analyte#	Analyte	Method/Tech	Method Code	Category	Effective Date
4950	Methyl bromide (Bromomethane)	EPA 8260D	10307127	Volatile Organics	1/5/2024
4960	Methyl chloride (Chloromethane)	EPA 8260D	10307127	Volatile Organics	1/5/2024
4990	Methyl methacrylate	EPA 8260D	10307127	Volatile Organics	1/5/2024
6375	Methyl methanesulfonate	EPA 8270E	10242543	Extractable Organics	1/5/2024
7825	Methyl parathion (Parathion, methyl)	EPA 8270E	10242543	Pesticides-Herbicides-PCB's	1/5/2024
5000	Methyl tert-butyl ether (MTBE)	EPA 8260D	10307127	Volatile Organics	1/5/2024
4965	Methylcyclohexane	EPA 8260D	10307127	Volatile Organics	1/5/2024
7870	Mirex	EPA 8081B	10178811	Pesticides-Herbicides-PCB's	1/5/2024
1100	Molybdenum	EPA 6010D	10155950	Metals	1/5/2024
1100	Molybdenum	EPA 6020B	10156420	Metals	1/5/2024
5005	Naphthalene	EPA 8260D	10307127	Volatile Organics	1/5/2024
5005	Naphthalene	EPA 8270E	10242543	Extractable Organics	1/5/2024
4403	n-Butyl Acetate	EPA 8260D	10307127	Volatile Organics	1/5/2024
4425	n-Butyl alcohol	EPA 8015C	10173816	Volatile Organics	1/5/2024
4425	n-Butyl alcohol	EPA 8260D	10307127	Volatile Organics	1/5/2024
4435	n-Butylbenzene	EPA 8260D	10307127	Volatile Organics	1/5/2024
9395	N-Ethylperfluorooctane sulfonamide (N-EtFOSA)	EPA 1633 Draft 4	10123452	Extractable Organics	9/14/2023
9431	N-ethylperfluoro-octane sulfonamido ethanol (EtFOSE)	EPA 1633 Draft 4	10123452	Extractable Organics	9/14/2023
1105	Nickel	EPA 6010D	10155950	Metals	1/5/2024
1105	Nickel	EPA 6020B	10156420	Metals	1/5/2024
1805	Nitrate	EPA 9056A	10199607	General Chemistry	1/5/2024
1810	Nitrate as N	EPA 300.0	10053200	General Chemistry	7/30/2007
1810	Nitrate as N	EPA 353.2	10067604	General Chemistry	12/2/2005
1835	Nitrite	EPA 9056A	10199607	General Chemistry	1/5/2024
1840	Nitrite as N	EPA 300.0	10053200	General Chemistry	7/30/2007
1840	Nitrite as N	EPA 353.2	10067604	General Chemistry	12/2/2005
5015	Nitrobenzene	EPA 8270E	10242543	Extractable Organics	1/5/2024
9433	N-Methylperfluorooctane sulfonamide (MeFOSA)	EPA 1633 Draft 4	10123452	Extractable Organics	9/14/2023
6949	N-Methylperfluoro-octane sulfonamido ethanol (MeFOSE)	EPA 1633 Draft 4	10123452	Extractable Organics	9/14/2023
6525	n-Nitrosodiethylamine	EPA 8270E	10242543	Extractable Organics	1/5/2024
6530	n-Nitrosodimethylamine	EPA 8270E	10242543	Extractable Organics	1/5/2024
5025	n-Nitroso-di-n-butylamine	EPA 8270E	10242543	Extractable Organics	1/5/2024
6545	n-Nitrosodi-n-propylamine	EPA 8270E	10242543	Extractable Organics	1/5/2024
6535	n-Nitrosodiphenylamine	EPA 8270E	10242543	Extractable Organics	1/5/2024

Attachment to Certificate #: E87052-79, expiration date June 30, 2024. This listing of accredited analytes should be used only when associated with a valid certificate.

State Laboratory ID: E87052 EPA Lab Code: GA00006 (912) 354-7858

E87052
Eurofins Savannah
5102 LaRoche Avenue
Savannah, GA 31404

Matrix: Solid and Chemical Materials

Analyte#	Analyte	Method/Tech	Method Code	Category	Effective Date
6550	n-Nitrosomethylethylamine	EPA 8270E	10242543	Extractable Organics	1/5/2024
6555	n-Nitrosomorpholine	EPA 8270E	10242543	Extractable Organics	1/5/2024
6560	n-Nitrosopiperidine	EPA 8270E	10242543	Extractable Organics	1/5/2024
6565	n-Nitrosopyrrolidine	EPA 8270E	10242543	Extractable Organics	1/5/2024
6956	Nonafluoro-3,6-dioxaheptanoic Acid (NFDHA)	EPA 1633 Draft 4	10123452	Extractable Organics	9/14/2023
5055	n-Propanol (1-Propanol)	EPA 8015C	10173816	Volatile Organics	1/5/2024
5090	n-Propylbenzene	EPA 8260D	10307127	Volatile Organics	1/5/2024
8290	o,o,o-Triethyl phosphorothioate	EPA 8270E	10242543	Pesticides-Herbicides-PCB's	1/5/2024
1865	Organic nitrogen	TKN minus AMMONIA	60034437	General Chemistry	7/30/2007
1870	Orthophosphate as P	EPA 365.1	10070005	General Chemistry	11/18/2008
5250	o-Xylene	EPA 8260D	10307127	Volatile Organics	1/5/2024
1434	Paint Filter Liquids	EPA 9095B	10245600	General Chemistry	1/5/2024
7955	Parathion, ethyl	EPA 8270E	10242543	Pesticides-Herbicides-PCB's	1/5/2024
6590	Pentachlorobenzene	EPA 8270E	10242543	Extractable Organics	1/5/2024
6600	Pentachloronitrobenzene (Quintozene)	EPA 8270E	10242543	Extractable Organics	1/5/2024
6605	Pentachlorophenol	EPA 8151A	10183207	Pesticides-Herbicides-PCB's	1/5/2024
6605	Pentachlorophenol	EPA 8270E	10242543	Extractable Organics	1/5/2024
6957	Perfluoro(2-ethoxyethane) Sulfonic Acid (PFEESA)	EPA 1633 Draft 4	10123452	Extractable Organics	9/14/2023
6965	Perfluoro-3-methoxypropanoic Acid (PFMPA)	EPA 1633 Draft 4	10123452	Extractable Organics	9/14/2023
6966	Perfluoro-4-methoxybutanoic Acid (PFMBA)	EPA 1633 Draft 4	10123452	Extractable Organics	9/14/2023
6918	Perfluorobutane Sulfonic Acid (PFBS)	EPA 1633 Draft 4	10123452	Extractable Organics	9/14/2023
6915	Perfluorobutanoic Acid (PFBA)	EPA 1633 Draft 4	10123452	Extractable Organics	9/14/2023
6920	Perfluorodecane Sulfonic Acid (PFDS)	EPA 1633 Draft 4	10123452	Extractable Organics	9/14/2023
6905	Perfluorodecanoic Acid (PFDA)	EPA 1633 Draft 4	10123452	Extractable Organics	9/14/2023
6923	Perfluorododecane Sulfonic Acid (PFDoS)	EPA 1633 Draft 4	10123452	Extractable Organics	9/14/2023
6903	Perfluorododecanoic Acid (PFDoA)	EPA 1633 Draft 4	10123452	Extractable Organics	9/14/2023
9470	Perfluoroheptane Sulfonic Acid (PFHpS)	EPA 1633 Draft 4	10123452	Extractable Organics	9/14/2023
6908	Perfluoroheptanoic Acid (PFHpA)	EPA 1633 Draft 4	10123452	Extractable Organics	9/14/2023
6927	Perfluorohexane Sulfonic Acid (PFHxS)	EPA 1633 Draft 4	10123452	Extractable Organics	9/14/2023
6913	Perfluorohexanoic Acid (PFHxA)	EPA 1633 Draft 4	10123452	Extractable Organics	9/14/2023
6929	Perfluorononane Sulfonic Acid (PFNS)	EPA 1633 Draft 4	10123452	Extractable Organics	9/14/2023
6906	Perfluorononanoic Acid (PFNA)	EPA 1633 Draft 4	10123452	Extractable Organics	9/14/2023
6917	Perfluorooctane sulfonamide (PFOSA)	EPA 1633 Draft 4	10123452	Extractable Organics	9/14/2023
6931	Perfluorooctane sulfonic acid (PFOS)	EPA 1633 Draft 4	10123452	Extractable Organics	9/14/2023
6912	Perfluoro-octanoic Acid (PFOA)	EPA 1633 Draft 4	10123452	Extractable Organics	9/14/2023

Attachment to Certificate #: E87052-79, expiration date June 30, 2024. This listing of accredited analytes should be used only when associated with a valid certificate.

State Laboratory ID: E87052 EPA Lab Code: GA00006 (912) 354-7858

E87052
Eurofins Savannah
5102 LaRoche Avenue
Savannah, GA 31404

Matrix: Solid and Chemical Materials

Analyte#	Analyte	Method/Tech	Method Code	Category	Effective Date
6934	Perfluoropentane Sulfonic Acid (PFPeS)	EPA 1633 Draft 4	10123452	Extractable Organics	9/14/2023
6914	Perfluoropentanoic Acid (PFPeA)	EPA 1633 Draft 4	10123452	Extractable Organics	9/14/2023
6902	Perfluorotetradecanoic acid (PFTDA)	EPA 1633 Draft 4	10123452	Extractable Organics	9/14/2023
9563	Perfluorotridecanoic acid (PFTrDA)	EPA 1633 Draft 4	10123452	Extractable Organics	9/14/2023
6904	Perfluoroundecanoic acid (PFUnDA)	EPA 1633 Draft 4	10123452	Extractable Organics	9/14/2023
1900	pH	EPA 9045D	10198455	General Chemistry	1/5/2024
6610	Phenacetin	EPA 8270E	10242543	Extractable Organics	1/5/2024
6615	Phenanthrene	EPA 8270E	10242543	Extractable Organics	1/5/2024
6625	Phenol	EPA 8270E	10242543	Extractable Organics	1/5/2024
7985	Phorate	EPA 8270E	10242543	Pesticides-Herbicides-PCB's	1/5/2024
1910	Phosphorus, total	EPA 365.4	10071202	General Chemistry	12/2/2005
1910	Phosphorus, total	EPA 6010D	10155950	Metals	1/5/2024
8645	Picloram	EPA 8151A	10183207	Pesticides-Herbicides-PCB's	1/5/2024
1125	Potassium	EPA 6010D	10155950	Metals	1/5/2024
1125	Potassium	EPA 6020B	10156420	Metals	1/5/2024
6650	Pronamide (Kerb)	EPA 8270E	10242543	Extractable Organics	1/5/2024
6665	Pyrene	EPA 8270E	10242543	Extractable Organics	1/5/2024
5095	Pyridine	EPA 8270E	10242543	Extractable Organics	1/5/2024
6685	Safrole	EPA 8270E	10242543	Extractable Organics	1/5/2024
1140	Selenium	EPA 6010D	10155950	Metals	1/5/2024
1140	Selenium	EPA 6020B	10156420	Metals	1/5/2024
1150	Silver	EPA 6010D	10155950	Metals	1/5/2024
1150	Silver	EPA 6020B	10156420	Metals	1/5/2024
8650	Silvex (2,4,5-TP)	EPA 8151A	10183207	Pesticides-Herbicides-PCB's	1/5/2024
1155	Sodium	EPA 6010D	10155950	Metals	1/5/2024
1155	Sodium	EPA 6020B	10156420	Metals	1/5/2024
1160	Strontium	EPA 6010D	10155950	Metals	1/5/2024
2000	Sulfate	EPA 300.0	10053200	General Chemistry	7/30/2007
2000	Sulfate	EPA 9038	10196608	General Chemistry	2/6/2002
2000	Sulfate	EPA 9056A	10199607	General Chemistry	1/5/2024
2005	Sulfide	EPA 9030B	10195605	General Chemistry	1/5/2024
2005	Sulfide	EPA 9034	10196006	General Chemistry	2/6/2002
8155	Sulfotepp	EPA 8270E	10242543	Pesticides-Herbicides-PCB's	1/5/2024
1460	Synthetic Precipitation Leaching Procedure (SPLP)	EPA 1312	10119003	General Chemistry	2/6/2002
4370	T-amylmethylether (TAME)	EPA 8260D	10307127	Volatile Organics	1/5/2024
4420	tert-Butyl alcohol (2-Methyl-2-propanol)	EPA 8015C	10173816	Volatile Organics	1/5/2024

Attachment to Certificate #: E87052-79, expiration date June 30, 2024. This listing of accredited analytes should be used only when associated with a valid certificate.

State Laboratory ID: E87052 EPA Lab Code: GA00006 (912) 354-7858

E87052
Eurofins Savannah
5102 LaRoche Avenue
Savannah, GA 31404

Matrix: Solid and Chemical Materials

Analyte#	Analyte	Method/Tech	Method Code	Category	Effective Date
4420	tert-Butyl alcohol (2-Methyl-2-propanol)	EPA 8260D	10307127	Volatile Organics	1/5/2024
4445	tert-Butylbenzene	EPA 8260D	10307127	Volatile Organics	1/5/2024
5115	Tetrachloroethylene (Perchloroethylene)	EPA 8260D	10307127	Volatile Organics	1/5/2024
1165	Thallium	EPA 6010D	10155950	Metals	1/5/2024
1165	Thallium	EPA 6020B	10156420	Metals	1/5/2024
8235	Thionazin (Zinophos)	EPA 8270E	10242543	Pesticides-Herbicides-PCB's	1/5/2024
1175	Tin	EPA 6010D	10155950	Metals	1/5/2024
1180	Titanium	EPA 6010D	10155950	Metals	1/5/2024
5140	Toluene	EPA 8260D	10307127	Volatile Organics	1/5/2024
1645	Total cyanide	EPA 9012B	10243228	General Chemistry	1/5/2024
1825	Total nitrate-nitrite	EPA 353.2	10067604	General Chemistry	12/2/2005
1825	Total nitrate-nitrite	EPA 9056A	10199607	General Chemistry	1/5/2024
1827	Total Nitrogen	TKN + Total Nitrate-Nitrite	60034459	General Chemistry	7/30/2007
2050	Total Petroleum Hydrocarbons (TPH)	FL-PRO	90015808	Extractable Organics	9/15/2022
1905	Total phenolics	EPA 9065	10200405	General Chemistry	2/6/2002
8250	Toxaphene (Chlorinated camphene)	EPA 8081B	10178811	Pesticides-Herbicides-PCB's	1/5/2024
1466	Toxicity Characteristic Leaching Procedure (TCLP)	EPA 1311	10118806	General Chemistry	2/6/2002
4700	trans-1,2-Dichloroethylene	EPA 8260D	10307127	Volatile Organics	1/5/2024
4685	trans-1,3-Dichloropropene	EPA 8260D	10307127	Volatile Organics	1/5/2024
4605	trans-1,4-Dichloro-2-butene	EPA 8260D	10307127	Volatile Organics	1/5/2024
5170	Trichloroethene (Trichloroethylene)	EPA 8260D	10307127	Volatile Organics	1/5/2024
5175	Trichlorofluoromethane	EPA 8260D	10307127	Volatile Organics	1/5/2024
1185	Vanadium	EPA 6010D	10155950	Metals	1/5/2024
1185	Vanadium	EPA 6020B	10156420	Metals	1/5/2024
5225	Vinyl acetate	EPA 8260D	10307127	Volatile Organics	1/5/2024
5235	Vinyl chloride	EPA 8260D	10307127	Volatile Organics	1/5/2024
5260	Xylene (total)	EPA 8260D	10307127	Volatile Organics	1/5/2024
1190	Zinc	EPA 6010D	10155950	Metals	1/5/2024
1190	Zinc	EPA 6020B	10156420	Metals	1/5/2024

State of Florida
Department of Health, Bureau of Public Health Laboratories
This is to certify that

E87689

EUROFINS ST. LOUIS
13715 RIDER TRAIL NORTH
EARTH CITY, MO 63045

has complied with Florida Administrative Code 64E-1,
for the examination of environmental samples in the following categories

DRINKING WATER - RADIOCHEMISTRY, NON-POTABLE WATER - GENERAL CHEMISTRY, NON-POTABLE WATER - METALS, NON-POTABLE WATER - RADIOCHEMISTRY, SOLID AND CHEMICAL MATERIALS - METALS, SOLID AND CHEMICAL MATERIALS - RADIOCHEMISTRY

Continued certification is contingent upon successful on-going compliance with the NELAC Standards and FAC Rule 64E-1 regulations. Specific methods and analytes certified are cited on the Laboratory Scope of Accreditation for this laboratory and are on file at the Bureau of Public Health Laboratories, P. O. Box 210, Jacksonville, Florida 32231. Clients and customers are urged to verify with this agency the laboratory's certification status in Florida for particular methods and analytes.

Date Issued: January 26, 2024 Expiration Date: June 30, 2024

Marie-Claire Rowlinson, PhD, D(ABMM)
Bureau of Public Health Laboratories
DH Form 1697, 7/04
NON-TRANSFERABLE E87689-72-01/26/2024
Supersedes all previously issued certificates

Ron DeSantis
Governor

Laboratory Scope of Accreditation

Attachment to Certificate #: E87689-72, expiration date June 30, 2024. This listing of accredited analytes should be used only when associated with a valid certificate.

State Laboratory ID: **E87689** EPA Lab Code: **MO00054** **(314) 298-8566**

E87689
Eurofins St. Louis
13715 Rider Trail North
Earth City, MO 63045

Matrix: **Drinking Water**

Analyte#	Analyte	Method/Tech	Method Code	Category	Effective Date
2830	Gross Alpha	EPA 900.0 (GPC)	10242634	Radiochemistry	12/6/2023
2830	Gross Alpha	SM 7110 C	20159028	Radiochemistry	12/8/2022
2840	Gross Beta	EPA 900.0 (GPC)	10242634	Radiochemistry	12/6/2023
3042	Isotopic Uranium	DOE U-02-RC	90011408	Radiochemistry	8/15/2018
2965	Radium-226	EPA 903.0	10309407	Radiochemistry	3/31/2015
2970	Radium-228	EPA 904.0	10309805	Radiochemistry	12/10/2008
2985	Radon	SM 7500-Rn B	20173733	Radiochemistry	8/15/2018
2980	Radon-222	ST-RC-0222 / LSC	60051878	Radiochemistry	7/1/2020
1143	Selenium-79	ST-RC-0079 / LSC	60051845	Radiochemistry	7/1/2020
3005	Strontium-90	DOE Sr-02	90009000	Radiochemistry	12/10/2008
3005	Strontium-90	DOE Sr-03-RC	90009806	Radiochemistry	12/10/2008
3005	Strontium-90	EPA 905.0	10310006	Radiochemistry	12/10/2008
3030	Tritium	EPA 906.0	10310200	Radiochemistry	12/10/2008
3055	Uranium (activity)	DOE U-02	90011204	Radiochemistry	8/15/2018
1184	Uranium (mass)	EPA 200.8	10014605	Radiochemistry	8/15/2018

Laboratory Scope of Accreditation

Attachment to Certificate #: E87689-72, expiration date June 30, 2024. This listing of accredited analytes should be used only when associated with a valid certificate.

State Laboratory ID: **E87689** EPA Lab Code: **MO00054** **(314) 298-8566**

E87689
Eurofins St. Louis
13715 Rider Trail North
Earth City, MO 63045

Matrix: **Non-Potable Water**

Analyte#	Analyte	Method/Tech	Method Code	Category	Effective Date
1000	Aluminum	EPA 200.7	10013806	General Chemistry,Metals	7/1/2013
1000	Aluminum	EPA 200.8	10014605	Metals	7/1/2013
1000	Aluminum	EPA 6010D	10155950	Metals	12/12/2022
1000	Aluminum	EPA 6020B	10156420	Metals	12/12/2022
1005	Antimony	EPA 200.7	10013806	Metals	7/1/2013
1005	Antimony	EPA 200.8	10014605	Metals	7/1/2013
1005	Antimony	EPA 6010D	10155950	Metals	12/12/2022
1005	Antimony	EPA 6020B	10156420	Metals	12/12/2022
1010	Arsenic	EPA 200.7	10013806	General Chemistry,Metals	7/1/2013
1010	Arsenic	EPA 200.8	10014605	Metals	7/1/2013
1010	Arsenic	EPA 6010D	10155950	Metals	12/12/2022
1010	Arsenic	EPA 6020B	10156420	Metals	12/12/2022
1015	Barium	EPA 200.7	10013806	Metals	7/1/2013
1015	Barium	EPA 200.8	10014605	Metals	7/1/2013
1015	Barium	EPA 6010D	10155950	Metals	12/12/2022
1015	Barium	EPA 6020B	10156420	Metals	12/12/2022
1020	Beryllium	EPA 200.7	10013806	General Chemistry,Metals	7/1/2013
1020	Beryllium	EPA 200.8	10014605	Metals	7/1/2013
1020	Beryllium	EPA 6010D	10155950	Metals	12/12/2022
1020	Beryllium	EPA 6020B	10156420	Metals	12/12/2022
1025	Boron	EPA 200.7	10013806	Metals	7/1/2013
1025	Boron	EPA 6010D	10155950	Metals	12/12/2022
1025	Boron	EPA 6020B	10156420	Metals	12/12/2022
1030	Cadmium	EPA 200.7	10013806	General Chemistry,Metals	7/1/2013
1030	Cadmium	EPA 200.8	10014605	Metals	7/1/2013
1030	Cadmium	EPA 6010D	10155950	Metals	12/12/2022
1030	Cadmium	EPA 6020B	10156420	Metals	12/12/2022
1035	Calcium	EPA 200.7	10013806	General Chemistry,Metals	7/1/2013
1035	Calcium	EPA 6010D	10155950	Metals	12/12/2022
1035	Calcium	EPA 6020B	10156420	Metals	12/12/2022
1040	Chromium	EPA 200.7	10013806	Metals	7/1/2013
1040	Chromium	EPA 200.8	10014605	Metals	7/1/2013
1040	Chromium	EPA 6010D	10155950	Metals	12/12/2022
1040	Chromium	EPA 6020B	10156420	Metals	12/12/2022
1050	Cobalt	EPA 200.7	10013806	Metals	7/1/2013
1050	Cobalt	EPA 200.8	10014605	Metals	7/1/2013

Laboratory Scope of Accreditation

Attachment to Certificate #: E87689-72, expiration date June 30, 2024. This listing of accredited analytes should be used only when associated with a valid certificate.

State Laboratory ID: **E87689** EPA Lab Code: **MO00054** **(314) 298-8566**

E87689
Eurofins St. Louis
13715 Rider Trail North
Earth City, MO 63045

Matrix: **Non-Potable Water**

Analyte#	Analyte	Method/Tech	Method Code	Category	Effective Date
1050	Cobalt	EPA 6010D	10155950	Metals	12/12/2022
1050	Cobalt	EPA 6020B	10156420	Metals	12/12/2022
1055	Copper	EPA 200.7	10013806	General Chemistry,Metals	7/1/2013
1055	Copper	EPA 200.8	10014605	Metals	7/1/2013
1055	Copper	EPA 6010D	10155950	Metals	12/12/2022
1055	Copper	EPA 6020B	10156420	Metals	12/12/2022
2826	Gamma Emitters	EPA 901.1	10308608	Radiochemistry	7/1/2013
2830	Gross Alpha	EPA 900.0	10308200	Radiochemistry	7/1/2013
2830	Gross Alpha	EPA 900.0 (GPC)	10242634	Radiochemistry	10/20/2023
2830	Gross Alpha	EPA 9310	10310802	Radiochemistry	7/1/2013
2840	Gross Beta	EPA 900.0	10308200	Radiochemistry	7/1/2013
2840	Gross Beta	EPA 900.0 (GPC)	10242634	Radiochemistry	10/20/2023
2840	Gross Beta	EPA 9310	10310802	Radiochemistry	7/1/2013
1070	Iron	EPA 200.7	10013806	Metals	7/1/2013
1070	Iron	EPA 6010D	10155950	Metals	12/12/2022
1070	Iron	EPA 6020B	10156420	Metals	12/12/2022
1075	Lead	EPA 200.7	10013806	General Chemistry,Metals	7/1/2013
1075	Lead	EPA 200.8	10014605	Metals	7/1/2013
1075	Lead	EPA 6010D	10155950	Metals	12/12/2022
1075	Lead	EPA 6020B	10156420	Metals	12/12/2022
1080	Lithium	EPA 6010D	10155950	Metals	12/12/2022
1085	Magnesium	EPA 200.7	10013806	General Chemistry,Metals	7/1/2013
1085	Magnesium	EPA 200.8	10014605	Metals	7/1/2013
1085	Magnesium	EPA 6010D	10155950	Metals	12/12/2022
1085	Magnesium	EPA 6020B	10156420	Metals	12/12/2022
1090	Manganese	EPA 200.7	10013806	General Chemistry,Metals	7/1/2013
1090	Manganese	EPA 200.8	10014605	Metals	7/1/2013
1090	Manganese	EPA 6010D	10155950	Metals	12/12/2022
1090	Manganese	EPA 6020B	10156420	Metals	12/12/2022
1095	Mercury	EPA 245.1	10036609	Metals	7/1/2013
1095	Mercury	EPA 7470A	10165807	Metals	12/12/2022
1100	Molybdenum	EPA 200.7	10013806	Metals	7/1/2013
1100	Molybdenum	EPA 200.8	10014605	Metals	7/1/2013
1100	Molybdenum	EPA 6010D	10155950	Metals	12/12/2022
1100	Molybdenum	EPA 6020B	10156420	Metals	12/12/2022
1105	Nickel	EPA 200.7	10013806	General Chemistry,Metals	7/1/2013

Laboratory Scope of Accreditation

Attachment to Certificate #: E87689-72, expiration date June 30, 2024. This listing of accredited analytes should be used only when associated with a valid certificate.

State Laboratory ID: **E87689** EPA Lab Code: **MO00054** **(314) 298-8566**

E87689
Eurofins St. Louis
13715 Rider Trail North
Earth City, MO 63045

Matrix: **Non-Potable Water**

Analyte#	Analyte	Method/Tech	Method Code	Category	Effective Date
1105	Nickel	EPA 200.8	10014605	Metals	7/1/2013
1105	Nickel	EPA 6010D	10155950	Metals	12/12/2022
1105	Nickel	EPA 6020B	10156420	Metals	12/12/2022
1125	Potassium	EPA 200.7	10013806	Metals	7/1/2013
1125	Potassium	EPA 6010D	10155950	Metals	12/12/2022
1125	Potassium	EPA 6020B	10156420	Metals	12/12/2022
2965	Radium-226	EPA 903.0	10309407	Radiochemistry	7/1/2013
2970	Radium-228	EPA 904.0	10309805	Radiochemistry	7/1/2013
2970	Radium-228	EPA 9320	10208603	Radiochemistry	7/1/2013
1140	Selenium	EPA 200.7	10013806	Metals	7/1/2013
1140	Selenium	EPA 200.8	10014605	Metals	7/1/2013
1140	Selenium	EPA 6010D	10155950	Metals	12/12/2022
1140	Selenium	EPA 6020B	10156420	Metals	12/12/2022
1990	Silica as SiO2	EPA 200.7	10013806	Metals	6/12/2023
1145	Silicon	EPA 6010D	10155950	Metals	6/12/2023
1150	Silver	EPA 200.7	10013806	Metals	7/1/2013
1150	Silver	EPA 200.8	10014605	Metals	7/1/2013
1150	Silver	EPA 6010D	10155950	Metals	12/12/2022
1150	Silver	EPA 6020B	10156420	Metals	12/12/2022
1155	Sodium	EPA 200.7	10013806	Metals	7/1/2013
1155	Sodium	EPA 6010D	10155950	Metals	12/12/2022
1155	Sodium	EPA 6020B	10156420	Metals	12/12/2022
1160	Strontium	EPA 200.7	10013806	Metals	7/1/2013
1160	Strontium	EPA 6010D	10155950	Metals	12/12/2022
1160	Strontium	EPA 6020B	10156420	Metals	12/12/2022
3005	Strontium-90	DOE Sr-03-RC	90009806	Radiochemistry	7/1/2013
3005	Strontium-90	EPA 905.0	10310006	Radiochemistry	7/1/2013
1165	Thallium	EPA 200.7	10013806	Metals	7/1/2013
1165	Thallium	EPA 200.8	10014605	Metals	7/1/2013
1165	Thallium	EPA 6010D	10155950	Metals	12/12/2022
1165	Thallium	EPA 6020B	10156420	Metals	12/12/2022
1170	Thorium	EPA 200.8	10014605	Metals	7/1/2013
1170	Thorium	EPA 6020B	10156420	Metals	12/12/2022
1175	Tin	EPA 200.7	10013806	Metals	7/1/2013
1175	Tin	EPA 6010D	10155950	Metals	12/12/2022
1175	Tin	EPA 6020B	10156420	Metals	12/12/2022

Laboratory Scope of Accreditation

Attachment to Certificate #: E87689-72, expiration date June 30, 2024. This listing of accredited analytes should be used only when associated with a valid certificate.

State Laboratory ID: **E87689** EPA Lab Code: **MO00054** **(314) 298-8566**

E87689
Eurofins St. Louis
13715 Rider Trail North
Earth City, MO 63045

Matrix: **Non-Potable Water**

Analyte#	Analyte	Method/Tech	Method Code	Category	Effective Date
1180	Titanium	EPA 200.7	10013806	Metals	7/1/2013
1180	Titanium	EPA 6010D	10155950	Metals	12/12/2022
1180	Titanium	EPA 6020B	10156420	Metals	12/12/2022
2975	Total radium	EPA 903.0	10309407	Radiochemistry	4/21/2020
2975	Total radium	EPA 9315	10311009	Radiochemistry	7/1/2013
3030	Tritium	EPA 906.0	10310200	Radiochemistry	7/1/2013
1184	Uranium (mass)	EPA 200.8	10014605	Metals	7/1/2013
1184	Uranium (mass)	EPA 6020B	10156420	Metals	12/12/2022
1185	Vanadium	EPA 200.7	10013806	General Chemistry,Metals	7/1/2013
1185	Vanadium	EPA 200.8	10014605	Metals	7/1/2013
1185	Vanadium	EPA 6010D	10155950	Metals	12/12/2022
1185	Vanadium	EPA 6020B	10156420	Metals	12/12/2022
1190	Zinc	EPA 200.7	10013806	General Chemistry,Metals	7/1/2013
1190	Zinc	EPA 200.8	10014605	Metals	7/1/2013
1190	Zinc	EPA 6010D	10155950	Metals	12/12/2022
1190	Zinc	EPA 6020B	10156420	Metals	12/12/2022

Attachment to Certificate #: E87689-72, expiration date June 30, 2024. This listing of accredited analytes should be used only when associated with a valid certificate.

State Laboratory ID: **E87689** EPA Lab Code: **MO00054** **(314) 298-8566**

E87689
Eurofins St. Louis
13715 Rider Trail North
Earth City, MO 63045

Matrix: **Solid and Chemical Materials**

Analyte#	Analyte	Method/Tech	Method Code	Category	Effective Date
1000	Aluminum	EPA 6010D	10155950	Metals	12/12/2022
1000	Aluminum	EPA 6020B	10156420	Metals	12/12/2022
1005	Antimony	EPA 6010D	10155950	Metals	12/12/2022
1005	Antimony	EPA 6020B	10156420	Metals	12/12/2022
1010	Arsenic	EPA 6010D	10155950	Metals	12/12/2022
1010	Arsenic	EPA 6020B	10156420	Metals	12/12/2022
1015	Barium	EPA 6010D	10155950	Metals	12/12/2022
1015	Barium	EPA 6020B	10156420	Metals	12/12/2022
1020	Beryllium	EPA 6010D	10155950	Metals	12/12/2022
1020	Beryllium	EPA 6020B	10156420	Metals	12/12/2022
1025	Boron	EPA 6010D	10155950	Metals	12/12/2022
1025	Boron	EPA 6020B	10156420	Metals	12/12/2022
1030	Cadmium	EPA 6010D	10155950	Metals	12/12/2022
1030	Cadmium	EPA 6020B	10156420	Metals	12/12/2022
1035	Calcium	EPA 6010D	10155950	Metals	12/12/2022
1035	Calcium	EPA 6020B	10156420	Metals	12/12/2022
1040	Chromium	EPA 6010D	10155950	Metals	12/12/2022
1040	Chromium	EPA 6020B	10156420	Metals	12/12/2022
1050	Cobalt	EPA 6010D	10155950	Metals	12/12/2022
1050	Cobalt	EPA 6020B	10156420	Metals	12/12/2022
1055	Copper	EPA 6010D	10155950	Metals	12/12/2022
1055	Copper	EPA 6020B	10156420	Metals	12/12/2022
2830	Gross Alpha	EPA 9310	10310802	Radiochemistry	7/1/2013
2840	Gross Beta	EPA 9310	10310802	Radiochemistry	7/1/2013
1070	Iron	EPA 6010D	10155950	Metals	12/12/2022
1070	Iron	EPA 6020B	10156420	Metals	12/12/2022
1075	Lead	EPA 6010D	10155950	Metals	12/12/2022
1075	Lead	EPA 6020B	10156420	Metals	12/12/2022
1080	Lithium	EPA 6010D	10155950	Metals	12/12/2022
1085	Magnesium	EPA 6010D	10155950	Metals	12/12/2022
1085	Magnesium	EPA 6020B	10156420	Metals	12/12/2022
1090	Manganese	EPA 6010D	10155950	Metals	12/12/2022
1090	Manganese	EPA 6020B	10156420	Metals	12/12/2022
1095	Mercury	EPA 7471B	10166457	Metals	12/12/2022
1100	Molybdenum	EPA 6010D	10155950	Metals	12/12/2022
1100	Molybdenum	EPA 6020B	10156420	Metals	12/12/2022

Laboratory Scope of Accreditation

Attachment to Certificate #: E87689-72, expiration date June 30, 2024. This listing of accredited analytes should be used only when associated with a valid certificate.

State Laboratory ID: **E87689** EPA Lab Code: **MO00054** **(314) 298-8566**

E87689
Eurofins St. Louis
13715 Rider Trail North
Earth City, MO 63045

Matrix: **Solid and Chemical Materials**

Analyte#	Analyte	Method/Tech	Method Code	Category	Effective Date
1105	Nickel	EPA 6010D	10155950	Metals	12/12/2022
1105	Nickel	EPA 6020B	10156420	Metals	12/12/2022
1125	Potassium	EPA 6010D	10155950	Metals	12/12/2022
1125	Potassium	EPA 6020B	10156420	Metals	12/12/2022
2970	Radium-228	EPA 9320	10208603	Radiochemistry	7/1/2013
1140	Selenium	EPA 6010D	10155950	Metals	12/12/2022
1140	Selenium	EPA 6020B	10156420	Metals	12/12/2022
1145	Silicon	EPA 6010D	10155950	Metals	12/12/2022
1150	Silver	EPA 6010D	10155950	Metals	12/12/2022
1150	Silver	EPA 6020B	10156420	Metals	12/12/2022
1155	Sodium	EPA 6010D	10155950	Metals	12/12/2022
1155	Sodium	EPA 6020B	10156420	Metals	12/12/2022
1160	Strontium	EPA 6010D	10155950	Metals	12/12/2022
1160	Strontium	EPA 6020B	10156420	Metals	12/12/2022
1165	Thallium	EPA 6010D	10155950	Metals	12/12/2022
1165	Thallium	EPA 6020B	10156420	Metals	12/12/2022
1175	Tin	EPA 6010D	10155950	Metals	12/12/2022
1175	Tin	EPA 6020B	10156420	Metals	12/12/2022
1180	Titanium	EPA 6010D	10155950	Metals	12/12/2022
1180	Titanium	EPA 6020B	10156420	Metals	12/12/2022
2975	Total radium	EPA 9315	10311009	Radiochemistry	7/1/2013
1184	Uranium (mass)	EPA 6020B	10156420	Metals	12/12/2022
1185	Vanadium	EPA 6010D	10155950	Metals	12/12/2022
1185	Vanadium	EPA 6020B	10156420	Metals	12/12/2022
1190	Zinc	EPA 6010D	10155950	Metals	12/12/2022
1190	Zinc	EPA 6020B	10156420	Metals	12/12/2022

State of Florida
Department of Health, Bureau of Public Health Laboratories
This is to certify that

E83018

EUROFINS ORLANDO
481 NEWBURYPORT AVENUE
ALTAMONTE SPRINGS, FL 32701

has complied with Florida Administrative Code 64E-1,
for the examination of environmental samples in the following categories

DRINKING WATER - GROUP I UNREGULATED CONTAMINANTS, DRINKING WATER - GROUP II UNREGULATED CONTAMINANTS, DRINKING WATER - MICROBIOLOGY, DRINKING WATER - OTHER REGULATED CONTAMINANTS, DRINKING WATER - PRIMARY INORGANIC CONTAMINANTS, DRINKING WATER - SECONDARY INORGANIC CONTAMINANTS, DRINKING WATER - SYNTHETIC ORGANIC CONTAMINANTS, NON-POTABLE WATER - EXTRACTABLE ORGANICS, NON-POTABLE WATER - GENERAL CHEMISTRY, NON-POTABLE WATER - METALS, NON-POTABLE WATER - MICROBIOLOGY, NON-POTABLE WATER - PESTICIDES-HERBICIDES-PCB'S, NON-POTABLE WATER - VOLATILE ORGANICS, SOLID AND CHEMICAL MATERIALS - EXTRACTABLE ORGANICS, SOLID AND CHEMICAL MATERIALS - GENERAL CHEMISTRY, SOLID AND CHEMICAL MATERIALS - METALS, SOLID AND CHEMICAL MATERIALS - MICROBIOLOGY, SOLID AND CHEMICAL MATERIALS - PESTICIDES-HERBICIDES-PCB'S, SOLID AND CHEMICAL MATERIALS - VOLATILE ORGANICS

Continued certification is contingent upon successful on-going compliance with the NELAC Standards and FAC Rule 64E-1 regulations. Specific methods and analytes certified are cited on the Laboratory Scope of Accreditation for this laboratory and are on file at the Bureau of Public Health Laboratories, P. O. Box 210, Jacksonville, Florida 32231. Clients and customers are urged to verify with this agency the laboratory's certification status in Florida for particular methods and analytes.

Date Issued: March 28, 2024 Expiration Date: June 30, 2024

Marie-Claire Rowlinson, PhD, D(ABMM)
Bureau of Public Health Laboratories
DH Form 1697, 7/04
NON-TRANSFERABLE E83018-98-03/28/2024
Supersedes all previously issued certificates

Attachment to Certificate #: E83018-98, expiration date June 30, 2024. This listing of accredited analytes should be used only when associated with a valid certificate.

State Laboratory ID: E83018 **EPA Lab Code: FL00091** **(407) 339-5984**

E83018
Eurofins Orlando
481 Newburyport Avenue
Altamonte Springs, FL 32701

Matrix: Drinking Water

Analyte#	Analyte	Method/Tech	Method Code	Category	Effective Date
5105	1,1,1,2-Tetrachloroethane	EPA 524.2	10088809	Group II Unregulated Contaminants	6/1/2001
5160	1,1,1-Trichloroethane	EPA 524.2	10088809	Other Regulated Contaminants	2/14/2023
5110	1,1,2,2-Tetrachloroethane	EPA 524.2	10088809	Group II Unregulated Contaminants	6/1/2001
5165	1,1,2-Trichloroethane	EPA 524.2	10088809	Other Regulated Contaminants	6/1/2001
4630	1,1-Dichloroethane	EPA 524.2	10088809	Group II Unregulated Contaminants	6/1/2001
4640	1,1-Dichloroethylene	EPA 524.2	10088809	Other Regulated Contaminants	6/1/2001
4670	1,1-Dichloropropene	EPA 524.2	10088809	Group II Unregulated Contaminants	6/1/2001
5180	1,2,3-Trichloropropane	EPA 504.1	10082801	Group II Unregulated Contaminants	3/14/2003
5155	1,2,4-Trichlorobenzene	EPA 524.2	10088809	Other Regulated Contaminants	6/8/2006
5210	1,2,4-Trimethylbenzene	EPA 524.2	10088809	Group II Unregulated Contaminants	6/1/2001
4570	1,2-Dibromo-3-chloropropane (DBCP)	EPA 504.1	10082801	Synthetic Organic Contaminants	6/1/2001
4585	1,2-Dibromoethane (EDB, Ethylene dibromide)	EPA 504.1	10082801	Synthetic Organic Contaminants	6/1/2001
4610	1,2-Dichlorobenzene	EPA 524.2	10088809	Other Regulated Contaminants	6/1/2001
4635	1,2-Dichloroethane	EPA 524.2	10088809	Other Regulated Contaminants	6/1/2001
4655	1,2-Dichloropropane	EPA 524.2	10088809	Other Regulated Contaminants	6/1/2001
5215	1,3,5-Trimethylbenzene	EPA 524.2	10088809	Group II Unregulated Contaminants	6/1/2001
4615	1,3-Dichlorobenzene	EPA 524.2	10088809	Group II Unregulated Contaminants	6/1/2001
4660	1,3-Dichloropropane	EPA 524.2	10088809	Group II Unregulated Contaminants	6/1/2001
4620	1,4-Dichlorobenzene	EPA 524.2	10088809	Other Regulated Contaminants	9/12/2006
8545	2,4-D	EPA 515.4	10088503	Synthetic Organic Contaminants	1/2/2007
4410	2-Butanone (Methyl ethyl ketone, MEK)	EPA 524.2	10088809	Group II Unregulated Contaminants	6/1/2001
4535	2-Chlorotoluene	EPA 524.2	10088809	Group II Unregulated Contaminants	1/28/2013
4860	2-Hexanone	EPA 524.2	10088809	Group II Unregulated Contaminants	6/1/2001
4540	4-Chlorotoluene	EPA 524.2	10088809	Group II Unregulated Contaminants	6/1/2001
4995	4-Methyl-2-pentanone (MIBK)	EPA 524.2	10088809	Group II Unregulated Contaminants	6/1/2001
4315	Acetone	EPA 524.2	10088809	Group II Unregulated Contaminants	6/1/2001
7005	Alachlor	EPA 525.2	10090003	Synthetic Organic Contaminants	7/1/2023
7010	Aldicarb (Temik)	EPA 531.1	10091006	Group I Unregulated Contaminants	6/1/2001
7015	Aldicarb sulfone	EPA 531.1	10091006	Group I Unregulated Contaminants	6/1/2001
7020	Aldicarb sulfoxide	EPA 531.1	10091006	Group I Unregulated Contaminants	4/23/2015
7025	Aldrin	EPA 505	10083406	Group I Unregulated Contaminants	6/1/2001
1000	Aluminum	EPA 200.8	10014605	Secondary Inorganic Contaminants	3/1/2002
1005	Antimony	EPA 200.8	10014605	Primary Inorganic Contaminants	6/1/2001
1010	Arsenic	EPA 200.8	10014605	Primary Inorganic Contaminants	6/1/2001
7065	Atrazine	EPA 525.2	10090003	Synthetic Organic Contaminants	7/1/2023
1015	Barium	EPA 200.8	10014605	Primary Inorganic Contaminants	6/1/2001

Attachment to Certificate #: E83018-98, expiration date June 30, 2024. This listing of accredited analytes should be used only when associated with a valid certificate.

State Laboratory ID: E83018 **EPA Lab Code: FL00091** **(407) 339-5984**

E83018
Eurofins Orlando
481 Newburyport Avenue
Altamonte Springs, FL 32701

Matrix: Drinking Water

Analyte#	Analyte	Method/Tech	Method Code	Category	Effective Date
4375	Benzene	EPA 524.2	10088809	Other Regulated Contaminants	6/1/2001
5580	Benzo(a)pyrene	EPA 525.2	10090003	Synthetic Organic Contaminants	7/1/2023
1020	Beryllium	EPA 200.8	10014605	Primary Inorganic Contaminants	3/1/2002
1535	Bromate	EPA 300.1	10275602	Primary Inorganic Contaminants	4/23/2015
1540	Bromide	EPA 300.1	10275602	Primary Inorganic Contaminants	4/23/2015
9312	Bromoacetic acid	EPA 552.3	10239608	Group I Unregulated Contaminants	4/23/2015
4385	Bromobenzene	EPA 524.2	10088809	Group II Unregulated Contaminants	6/1/2001
4390	Bromochloromethane	EPA 524.2	10088809	Group II Unregulated Contaminants	6/1/2001
4395	Bromodichloromethane	EPA 524.2	10088809	Other Regulated Contaminants,Group II Unregulated Contaminants	6/1/2001
4400	Bromoform	EPA 524.2	10088809	Other Regulated Contaminants,Group II Unregulated Contaminants	6/1/2001
1030	Cadmium	EPA 200.8	10014605	Primary Inorganic Contaminants	6/1/2001
1035	Calcium	EPA 200.7	10013806	Primary Inorganic Contaminants	6/1/2001
7205	Carbofuran (Furadan)	EPA 531.1	10091006	Synthetic Organic Contaminants	6/1/2001
4450	Carbon disulfide	EPA 524.2	10088809	Group II Unregulated Contaminants	6/1/2001
4455	Carbon tetrachloride	EPA 524.2	10088809	Other Regulated Contaminants	6/1/2001
1570	Chlorate	EPA 300.1	10275602	Primary Inorganic Contaminants	4/23/2015
7250	Chlordane (tech.)	EPA 505	10083406	Synthetic Organic Contaminants	6/1/2001
1575	Chloride	EPA 300.0	10053200	Secondary Inorganic Contaminants	6/1/2001
1595	Chlorite	EPA 300.1	10275602	Primary Inorganic Contaminants	4/23/2015
9336	Chloroacetic acid	EPA 552.3	10239608	Group I Unregulated Contaminants	4/23/2015
4475	Chlorobenzene	EPA 524.2	10088809	Other Regulated Contaminants	6/1/2001
4485	Chloroethane	EPA 524.2	10088809	Group II Unregulated Contaminants	6/1/2001
4505	Chloroform	EPA 524.2	10088809	Other Regulated Contaminants,Group II Unregulated Contaminants	6/1/2001
1040	Chromium	EPA 200.8	10014605	Primary Inorganic Contaminants	6/1/2001
4645	cis-1,2-Dichloroethylene	EPA 524.2	10088809	Other Regulated Contaminants	6/1/2001
4680	cis-1,3-Dichloropropene	EPA 524.2	10088809	Group II Unregulated Contaminants	6/1/2001
1605	Color	SM 2120 B-2011	20039310	Secondary Inorganic Contaminants	2/6/2023
1055	Copper	EPA 200.8	10014605	Primary Inorganic Contaminants,Secondary Inorganic Contaminants	6/1/2001
8555	Dalapon	EPA 515.4	10088503	Synthetic Organic Contaminants	1/2/2007
6065	Di(2-ethylhexyl) phthalate (DEHP)	EPA 525.2	10090003	Synthetic Organic Contaminants	7/1/2023
6062	Di(2-ethylhexyl)adipate	EPA 525.2	10090003	Synthetic Organic Contaminants	7/1/2023
9357	Dibromoacetic acid	EPA 552.3	10239608	Group I Unregulated Contaminants	4/23/2015

Attachment to Certificate #: E83018-98, expiration date June 30, 2024. This listing of accredited analytes should be used only when associated with a valid certificate.

State Laboratory ID: E83018 **EPA Lab Code: FL00091** **(407) 339-5984**

E83018
Eurofins Orlando
481 Newburyport Avenue
Altamonte Springs, FL 32701

Matrix: Drinking Water

Analyte#	Analyte	Method/Tech	Method Code	Category	Effective Date
4575	Dibromochloromethane	EPA 524.2	10088809	Other Regulated Contaminants,Group II Unregulated Contaminants	6/1/2001
4595	Dibromomethane	EPA 524.2	10088809	Group II Unregulated Contaminants	6/1/2001
9360	Dichloroacetic acid	EPA 552.3	10239608	Group I Unregulated Contaminants	4/23/2015
4625	Dichlorodifluoromethane	EPA 524.2	10088809	Group II Unregulated Contaminants	6/1/2001
7470	Dieldrin	EPA 505	10083406	Group I Unregulated Contaminants	6/1/2001
8620	Dinoseb (2-sec-butyl-4,6-dinitrophenol, DNBP)	EPA 515.4	10088503	Synthetic Organic Contaminants	1/2/2007
9390	Diquat	EPA 549.2	10093400	Synthetic Organic Contaminants	6/1/2001
7525	Endothall	EPA 548.1	10092805	Synthetic Organic Contaminants	6/1/2001
7540	Endrin	EPA 505	10083406	Synthetic Organic Contaminants	6/1/2001
2525	Escherichia coli	SM 9223 B	20037676	Microbiology	1/6/2015
4765	Ethylbenzene	EPA 524.2	10088809	Other Regulated Contaminants	6/1/2001
1730	Fluoride	EPA 300.0	10053200	Primary Inorganic Contaminants,Secondary Inorganic Contaminants	6/1/2001
7120	gamma-BHC (Lindane, gamma-Hexachlorocyclohexane)	EPA 505	10083406	Synthetic Organic Contaminants	6/1/2001
9411	Glyphosate	EPA 547	10092009	Synthetic Organic Contaminants	6/1/2001
7685	Heptachlor	EPA 505	10083406	Synthetic Organic Contaminants	6/1/2001
7690	Heptachlor epoxide	EPA 505	10083406	Synthetic Organic Contaminants	6/1/2001
2555	Heterotrophic plate count	SM 9215 B	20179811	Microbiology	8/19/2020
6275	Hexachlorobenzene	EPA 505	10083406	Synthetic Organic Contaminants	6/1/2001
4835	Hexachlorobutadiene	EPA 524.2	10088809	Group II Unregulated Contaminants	6/1/2001
6285	Hexachlorocyclopentadiene	EPA 505	10083406	Synthetic Organic Contaminants	6/8/2006
4840	Hexachloroethane	EPA 524.2	10088809	Group II Unregulated Contaminants	6/1/2001
4870	Iodomethane (Methyl iodide)	EPA 524.2	10088809	Group II Unregulated Contaminants	6/1/2001
1070	Iron	EPA 200.7	10013806	Secondary Inorganic Contaminants	6/1/2001
4900	Isopropylbenzene	EPA 524.2	10088809	Group II Unregulated Contaminants	6/1/2001
1075	Lead	EPA 200.8	10014605	Primary Inorganic Contaminants	6/1/2001
2556	Legionella pneumophila	FCL SOP 1.85 / Legiolert-Elite	60039396	Microbiology	4/16/2018
1085	Magnesium	EPA 200.7	10013806	Primary Inorganic Contaminants	4/9/2009
1090	Manganese	EPA 200.7	10013806	Secondary Inorganic Contaminants	6/1/2001
1095	Mercury	EPA 245.1	10036609	Primary Inorganic Contaminants	6/1/2001
7805	Methomyl (Lannate)	EPA 531.1	10091006	Group I Unregulated Contaminants	10/23/2003
7810	Methoxychlor	EPA 505	10083406	Synthetic Organic Contaminants	6/1/2001
4960	Methyl chloride (Chloromethane)	EPA 524.2	10088809	Group II Unregulated Contaminants	6/1/2001
5000	Methyl tert-butyl ether (MTBE)	EPA 524.2	10088809	Group II Unregulated Contaminants	6/1/2001

Laboratory Scope of Accreditation

Attachment to Certificate #: E83018-98, expiration date June 30, 2024. This listing of accredited analytes should be used only when associated with a valid certificate.

State Laboratory ID: E83018 **EPA Lab Code: FL00091** **(407) 339-5984**

E83018
Eurofins Orlando
481 Newburyport Avenue
Altamonte Springs, FL 32701

Matrix: Drinking Water

Analyte#	Analyte	Method/Tech	Method Code	Category	Effective Date
4975	Methylene chloride	EPA 524.2	10088809	Other Regulated Contaminants	6/1/2001
4435	n-Butylbenzene	EPA 524.2	10088809	Group II Unregulated Contaminants	6/1/2001
1105	Nickel	EPA 200.8	10014605	Primary Inorganic Contaminants	6/1/2001
1805	Nitrate	EPA 300.0	10053200	Primary Inorganic Contaminants	6/1/2001
1810	Nitrate as N	EPA 353.2	10067604	Primary Inorganic Contaminants	3/29/2006
1835	Nitrite	EPA 300.0	10053200	Primary Inorganic Contaminants	6/1/2001
1840	Nitrite as N	EPA 353.2	10067604	Primary Inorganic Contaminants	3/29/2006
5090	n-Propylbenzene	EPA 524.2	10088809	Group II Unregulated Contaminants	6/1/2001
1855	Odor	SM 2150 B	20043805	Secondary Inorganic Contaminants	6/1/2001
1870	Orthophosphate as P	EPA 300.0	10053200	Primary Inorganic Contaminants	6/1/2001
7940	Oxamyl	EPA 531.1	10091006	Synthetic Organic Contaminants	6/1/2001
8872	PCB Screen as AROCLORS	EPA 505	10083406	Synthetic Organic Contaminants	4/6/2011
6605	Pentachlorophenol	EPA 515.4	10088503	Synthetic Organic Contaminants	1/2/2007
1900	pH	SM 4500-H+ B-2011	20105220	Primary Inorganic Contaminants	2/6/2023
8645	Picloram	EPA 515.4	10088503	Synthetic Organic Contaminants	1/2/2007
4910	p-Isopropyltoluene	EPA 524.2	10088809	Group II Unregulated Contaminants	6/1/2001
1955	Residue-filterable (TDS)	SM 2540 C-2015	20050435	Secondary Inorganic Contaminants	2/6/2023
4440	sec-Butylbenzene	EPA 524.2	10088809	Group II Unregulated Contaminants	6/1/2001
1140	Selenium	EPA 200.8	10014605	Primary Inorganic Contaminants	3/1/2002
1150	Silver	EPA 200.8	10014605	Secondary Inorganic Contaminants	6/1/2001
8650	Silvex (2,4,5-TP)	EPA 515.4	10088503	Synthetic Organic Contaminants	1/2/2007
8125	Simazine	EPA 525.2	10090003	Synthetic Organic Contaminants	7/1/2023
1155	Sodium	EPA 200.7	10013806	Primary Inorganic Contaminants	6/1/2001
5100	Styrene	EPA 524.2	10088809	Other Regulated Contaminants	6/1/2001
2000	Sulfate	EPA 300.0	10053200	Primary Inorganic Contaminants,Secondary Inorganic Contaminants	6/1/2001
2025	Surfactants - MBAS	SM 5540 C-2011	20145066	Secondary Inorganic Contaminants	2/6/2023
5115	Tetrachloroethylene (Perchloroethylene)	EPA 524.2	10088809	Other Regulated Contaminants	6/1/2001
1165	Thallium	EPA 200.8	10014605	Primary Inorganic Contaminants	6/1/2001
5140	Toluene	EPA 524.2	10088809	Other Regulated Contaminants	6/1/2001
2500	Total coliforms	SM 9223 B	20037676	Microbiology	1/6/2015
1645	Total cyanide	SM 4500-CN$^-$ E-2016	20096439	Primary Inorganic Contaminants	2/6/2023
9414	Total haloacetic acids (HAA5)	EPA 552.3	10239608	Synthetic Organic Contaminants	5/3/2017
1825	Total nitrate-nitrite	EPA 353.2	10067604	Primary Inorganic Contaminants	3/29/2006
2040	Total organic carbon	SM 5310 C-2014	20138834	Primary Inorganic Contaminants	2/6/2023
5205	Total trihalomethanes	EPA 524.2	10088809	Other Regulated Contaminants	6/1/2001

Laboratory Scope of Accreditation

Attachment to Certificate #: E83018-98, expiration date June 30, 2024. This listing of accredited analytes should be used only when associated with a valid certificate.

State Laboratory ID: E83018 **EPA Lab Code: FL00091** **(407) 339-5984**

E83018
Eurofins Orlando
481 Newburyport Avenue
Altamonte Springs, FL 32701

Matrix: Drinking Water

Analyte#	Analyte	Method/Tech	Method Code	Category	Effective Date
8250	Toxaphene (Chlorinated camphene)	EPA 505	10083406	Synthetic Organic Contaminants	6/1/2001
4700	trans-1,2-Dichloroethylene	EPA 524.2	10088809	Other Regulated Contaminants	6/1/2001
4685	trans-1,3-Dichloropropene	EPA 524.2	10088809	Group II Unregulated Contaminants	12/6/2019
9642	Trichloroacetic acid	EPA 552.3	10239608	Group I Unregulated Contaminants	4/23/2015
5170	Trichloroethene (Trichloroethylene)	EPA 524.2	10088809	Other Regulated Contaminants	6/1/2001
5175	Trichlorofluoromethane	EPA 524.2	10088809	Group II Unregulated Contaminants	6/1/2001
2055	Turbidity	EPA 180.1	10011800	Secondary Inorganic Contaminants	3/14/2003
1185	Vanadium	EPA 200.8	10014605	Secondary Inorganic Contaminants	11/10/2005
5235	Vinyl chloride	EPA 524.2	10088809	Other Regulated Contaminants	6/1/2001
5260	Xylene (total)	EPA 524.2	10088809	Other Regulated Contaminants	6/1/2001
1190	Zinc	EPA 200.8	10014605	Secondary Inorganic Contaminants	6/1/2001

Attachment to Certificate #: E83018-98, expiration date June 30, 2024. This listing of accredited analytes should be used only when associated with a valid certificate.

State Laboratory ID: E83018 **EPA Lab Code: FL00091** **(407) 339-5984**

E83018
Eurofins Orlando
481 Newburyport Avenue
Altamonte Springs, FL 32701

Matrix: Non-Potable Water

Analyte#	Analyte	Method/Tech	Method Code	Category	Effective Date
5105	1,1,1,2-Tetrachloroethane	EPA 8260D	10307127	Volatile Organics	2/15/2023
5160	1,1,1-Trichloroethane	EPA 624.1	10298121	Volatile Organics	1/25/2018
5160	1,1,1-Trichloroethane	EPA 8260D	10307127	Volatile Organics	2/15/2023
5110	1,1,2,2-Tetrachloroethane	EPA 624.1	10298121	Volatile Organics	1/25/2018
5110	1,1,2,2-Tetrachloroethane	EPA 8260D	10307127	Volatile Organics	2/15/2023
5185	1,1,2-Trichloro-1,2,2-trifluoroethane (Freon 113)	EPA 8260D	10307127	Volatile Organics	4/11/2023
5165	1,1,2-Trichloroethane	EPA 624.1	10298121	Volatile Organics	1/25/2018
5165	1,1,2-Trichloroethane	EPA 8260D	10307127	Volatile Organics	2/15/2023
4630	1,1-Dichloroethane	EPA 624.1	10298121	Volatile Organics	1/25/2018
4630	1,1-Dichloroethane	EPA 8260D	10307127	Volatile Organics	2/15/2023
4640	1,1-Dichloroethylene	EPA 624.1	10298121	Volatile Organics	1/25/2018
4640	1,1-Dichloroethylene	EPA 8260D	10307127	Volatile Organics	2/15/2023
4670	1,1-Dichloropropene	EPA 8260D	10307127	Volatile Organics	2/15/2023
5150	1,2,3-Trichlorobenzene	EPA 8260D	10307127	Volatile Organics	2/15/2023
5180	1,2,3-Trichloropropane	EPA 8260D	10307127	Volatile Organics	2/15/2023
5182	1,2,3-Trimethylbenzene	EPA 8260D	10307127	Volatile Organics	10/27/2023
5155	1,2,4-Trichlorobenzene	EPA 625.1	10300024	Extractable Organics	1/25/2018
5155	1,2,4-Trichlorobenzene	EPA 8260D	10307127	Volatile Organics	2/15/2023
5155	1,2,4-Trichlorobenzene	EPA 8270E	10242543	Extractable Organics	2/15/2023
5210	1,2,4-Trimethylbenzene	EPA 8260D	10307127	Volatile Organics	2/15/2023
4570	1,2-Dibromo-3-chloropropane (DBCP)	EPA 8011	10173009	Volatile Organics	1/6/2015
4570	1,2-Dibromo-3-chloropropane (DBCP)	EPA 8260D	10307127	Volatile Organics	2/15/2023
4585	1,2-Dibromoethane (EDB, Ethylene dibromide)	EPA 8011	10173009	Volatile Organics	1/6/2015
4585	1,2-Dibromoethane (EDB, Ethylene dibromide)	EPA 8260D	10307127	Volatile Organics	2/15/2023
4610	1,2-Dichlorobenzene	EPA 624.1	10298121	Volatile Organics	1/25/2018
4610	1,2-Dichlorobenzene	EPA 8260D	10307127	Volatile Organics	2/15/2023
4610	1,2-Dichlorobenzene	EPA 8270E	10242543	Extractable Organics	2/15/2023
4635	1,2-Dichloroethane	EPA 624.1	10298121	Volatile Organics	1/25/2018
4635	1,2-Dichloroethane	EPA 8260D	10307127	Volatile Organics	2/15/2023
4655	1,2-Dichloropropane	EPA 624.1	10298121	Volatile Organics	1/25/2018
4655	1,2-Dichloropropane	EPA 8260D	10307127	Volatile Organics	2/15/2023
6411	1,2-Diphenylhydrazine (as Azobenzene)	EPA 625.1	10300024	Extractable Organics	1/25/2018
5215	1,3,5-Trimethylbenzene	EPA 8260D	10307127	Volatile Organics	2/15/2023
4615	1,3-Dichlorobenzene	EPA 624.1	10298121	Volatile Organics	1/25/2018
4615	1,3-Dichlorobenzene	EPA 8260D	10307127	Volatile Organics	2/15/2023

Laboratory Scope of Accreditation

Attachment to Certificate #: E83018-98, expiration date June 30, 2024. This listing of accredited analytes should be used only when associated with a valid certificate.

State Laboratory ID: E83018 **EPA Lab Code: FL00091** **(407) 339-5984**

E83018
Eurofins Orlando
481 Newburyport Avenue
Altamonte Springs, FL 32701

Matrix: Non-Potable Water

Analyte#	Analyte	Method/Tech	Method Code	Category	Effective Date
4615	1,3-Dichlorobenzene	EPA 8270E	10242543	Extractable Organics	2/15/2023
4660	1,3-Dichloropropane	EPA 8260D	10307127	Volatile Organics	2/15/2023
4620	1,4-Dichlorobenzene	EPA 624.1	10298121	Volatile Organics	1/25/2018
4620	1,4-Dichlorobenzene	EPA 8260D	10307127	Volatile Organics	2/15/2023
4620	1,4-Dichlorobenzene	EPA 8270E	10242543	Extractable Organics	2/15/2023
4735	1,4-Dioxane (1,4-Diethyleneoxide)	EPA 8260D	10307127	Volatile Organics	4/11/2023
6380	1-Methylnaphthalene	EPA 8270E	10242543	Extractable Organics	2/15/2023
4665	2,2-Dichloropropane	EPA 8260D	10307127	Volatile Organics	2/15/2023
4659	2,2'-Oxybis(1-chloropropane),bis(2-Chloro-1-methylethyl)ether (fka bis(2-Chloroisopropyl) ether	EPA 625.1	10300024	Extractable Organics	1/25/2018
4659	2,2'-Oxybis(1-chloropropane),bis(2-Chloro-1-methylethyl)ether (fka bis(2-Chloroisopropyl) ether	EPA 8270E	10242543	Extractable Organics	2/15/2023
8655	2,4,5-T	EPA 8151A	10183207	Pesticides-Herbicides-PCB's	2/15/2023
6835	2,4,5-Trichlorophenol	EPA 8270E	10242543	Extractable Organics	2/15/2023
6840	2,4,6-Trichlorophenol	EPA 625.1	10300024	Extractable Organics	1/25/2018
6840	2,4,6-Trichlorophenol	EPA 8270E	10242543	Extractable Organics	2/15/2023
8545	2,4-D	EPA 8151A	10183207	Pesticides-Herbicides-PCB's	2/15/2023
8560	2,4-DB	EPA 8151A	10183207	Pesticides-Herbicides-PCB's	2/15/2023
6000	2,4-Dichlorophenol	EPA 625.1	10300024	Extractable Organics	1/25/2018
6000	2,4-Dichlorophenol	EPA 8270E	10242543	Extractable Organics	2/15/2023
6130	2,4-Dimethylphenol	EPA 625.1	10300024	Extractable Organics	1/25/2018
6130	2,4-Dimethylphenol	EPA 8270E	10242543	Extractable Organics	2/15/2023
6175	2,4-Dinitrophenol	EPA 625.1	10300024	Extractable Organics	1/25/2018
6175	2,4-Dinitrophenol	EPA 8270E	10242543	Extractable Organics	2/15/2023
6185	2,4-Dinitrotoluene (2,4-DNT)	EPA 625.1	10300024	Extractable Organics	1/25/2018
6185	2,4-Dinitrotoluene (2,4-DNT)	EPA 8270E	10242543	Extractable Organics	2/15/2023
6190	2,6-Dinitrotoluene (2,6-DNT)	EPA 625.1	10300024	Extractable Organics	1/25/2018
6190	2,6-Dinitrotoluene (2,6-DNT)	EPA 8270E	10242543	Extractable Organics	2/15/2023
4410	2-Butanone (Methyl ethyl ketone, MEK)	EPA 8260D	10307127	Volatile Organics	2/15/2023
4500	2-Chloroethyl vinyl ether	EPA 624.1	10298121	Volatile Organics	1/25/2018
4500	2-Chloroethyl vinyl ether	EPA 8260D	10307127	Volatile Organics	2/15/2023
5795	2-Chloronaphthalene	EPA 625.1	10300024	Extractable Organics	1/25/2018
5795	2-Chloronaphthalene	EPA 8270E	10242543	Extractable Organics	2/15/2023
5800	2-Chlorophenol	EPA 625.1	10300024	Extractable Organics	1/25/2018
5800	2-Chlorophenol	EPA 8270E	10242543	Extractable Organics	2/15/2023
4535	2-Chlorotoluene	EPA 8260D	10307127	Volatile Organics	2/15/2023

Laboratory Scope of Accreditation

Attachment to Certificate #: E83018-98, expiration date June 30, 2024. This listing of accredited analytes should be used only when associated with a valid certificate.

State Laboratory ID: E83018 **EPA Lab Code: FL00091** **(407) 339-5984**

E83018
Eurofins Orlando
481 Newburyport Avenue
Altamonte Springs, FL 32701

Matrix: Non-Potable Water

Analyte#	Analyte	Method/Tech	Method Code	Category	Effective Date
4860	2-Hexanone	EPA 8260D	10307127	Volatile Organics	2/15/2023
6360	2-Methyl-4,6-dinitrophenol	EPA 625.1	10300024	Extractable Organics	1/25/2018
6360	2-Methyl-4,6-dinitrophenol	EPA 8270E	10242543	Extractable Organics	2/15/2023
6385	2-Methylnaphthalene	EPA 8270E	10242543	Extractable Organics	2/15/2023
6400	2-Methylphenol (o-Cresol)	EPA 8270E	10242543	Extractable Organics	2/15/2023
6490	2-Nitrophenol	EPA 625.1	10300024	Extractable Organics	1/25/2018
6490	2-Nitrophenol	EPA 8270E	10242543	Extractable Organics	2/15/2023
5945	3,3'-Dichlorobenzidine	EPA 625.1	10300024	Extractable Organics	1/25/2018
5945	3,3'-Dichlorobenzidine	EPA 8270E	10242543	Extractable Organics	2/15/2023
6412	3/4-Methylphenols (m/p-Cresols)	EPA 8270E	10242543	Extractable Organics	2/15/2023
7355	4,4'-DDD	EPA 608.3	10296614	Pesticides-Herbicides-PCB's	1/25/2018
7355	4,4'-DDD	EPA 8081B	10178811	Pesticides-Herbicides-PCB's	2/15/2023
7360	4,4'-DDE	EPA 608.3	10296614	Pesticides-Herbicides-PCB's	1/25/2018
7360	4,4'-DDE	EPA 8081B	10178811	Pesticides-Herbicides-PCB's	2/15/2023
7365	4,4'-DDT	EPA 608.3	10296614	Pesticides-Herbicides-PCB's	1/25/2018
7365	4,4'-DDT	EPA 8081B	10178811	Pesticides-Herbicides-PCB's	2/15/2023
5660	4-Bromophenyl phenyl ether	EPA 625.1	10300024	Extractable Organics	1/25/2018
5660	4-Bromophenyl phenyl ether	EPA 8270E	10242543	Extractable Organics	2/15/2023
5700	4-Chloro-3-methylphenol	EPA 625.1	10300024	Extractable Organics	1/25/2018
5700	4-Chloro-3-methylphenol	EPA 8270E	10242543	Extractable Organics	2/15/2023
5825	4-Chlorophenyl phenylether	EPA 625.1	10300024	Extractable Organics	1/25/2018
5825	4-Chlorophenyl phenylether	EPA 8270E	10242543	Extractable Organics	2/15/2023
4540	4-Chlorotoluene	EPA 8260D	10307127	Volatile Organics	2/15/2023
4995	4-Methyl-2-pentanone (MIBK)	EPA 8260D	10307127	Volatile Organics	2/15/2023
6500	4-Nitrophenol	EPA 625.1	10300024	Extractable Organics	1/25/2018
6500	4-Nitrophenol	EPA 8270E	10242543	Extractable Organics	2/15/2023
5500	Acenaphthene	EPA 625.1	10300024	Extractable Organics	1/25/2018
5500	Acenaphthene	EPA 8270E	10242543	Extractable Organics	2/15/2023
5505	Acenaphthylene	EPA 625.1	10300024	Extractable Organics	1/25/2018
5505	Acenaphthylene	EPA 8270E	10242543	Extractable Organics	2/15/2023
4315	Acetone	EPA 8260D	10307127	Volatile Organics	2/15/2023
4325	Acrolein (Propenal)	EPA 624.1	10298121	Volatile Organics	1/25/2018
4325	Acrolein (Propenal)	EPA 8260D	10307127	Volatile Organics	2/15/2023
4340	Acrylonitrile	EPA 624.1	10298121	Volatile Organics	1/25/2018
4340	Acrylonitrile	EPA 8260D	10307127	Volatile Organics	2/15/2023
7025	Aldrin	EPA 608.3	10296614	Pesticides-Herbicides-PCB's	1/25/2018

Laboratory Scope of Accreditation

Attachment to Certificate #: E83018-98, expiration date June 30, 2024. This listing of accredited analytes should be used only when associated with a valid certificate.

State Laboratory ID: E83018 **EPA Lab Code: FL00091** **(407) 339-5984**

E83018
Eurofins Orlando
481 Newburyport Avenue
Altamonte Springs, FL 32701

Matrix: Non-Potable Water

Analyte#	Analyte	Method/Tech	Method Code	Category	Effective Date
7025	Aldrin	EPA 8081B	10178811	Pesticides-Herbicides-PCB's	2/15/2023
1505	Alkalinity as CaCO3	SM 2320 B-2011	20045618	General Chemistry	2/6/2023
7110	alpha-BHC (alpha-Hexachlorocyclohexane)	EPA 608.3	10296614	Pesticides-Herbicides-PCB's	1/25/2018
7110	alpha-BHC (alpha-Hexachlorocyclohexane)	EPA 8081B	10178811	Pesticides-Herbicides-PCB's	2/15/2023
7240	alpha-Chlordane	EPA 608.3	10296614	Pesticides-Herbicides-PCB's	4/11/2023
7240	alpha-Chlordane	EPA 8081B	10178811	Pesticides-Herbicides-PCB's	4/11/2023
1000	Aluminum	EPA 200.7	10013806	Metals	4/11/2023
1000	Aluminum	EPA 200.8	10014605	Metals	6/1/2001
1000	Aluminum	EPA 6010D	10155950	Metals	4/11/2023
1000	Aluminum	EPA 6020B	10156420	Metals	2/15/2023
1515	Ammonia as N	EPA 350.1	10063602	General Chemistry	6/1/2001
5555	Anthracene	EPA 625.1	10300024	Extractable Organics	1/25/2018
5555	Anthracene	EPA 8270E	10242543	Extractable Organics	2/15/2023
1005	Antimony	EPA 200.7	10013806	Metals	4/11/2023
1005	Antimony	EPA 200.8	10014605	Metals	6/1/2001
1005	Antimony	EPA 6010D	10155950	Metals	4/11/2023
1005	Antimony	EPA 6020B	10156420	Metals	2/15/2023
8880	Aroclor-1016 (PCB-1016)	EPA 608.3	10296614	Pesticides-Herbicides-PCB's	1/25/2018
8880	Aroclor-1016 (PCB-1016)	EPA 8082A	10179358	Pesticides-Herbicides-PCB's	2/15/2023
8885	Aroclor-1221 (PCB-1221)	EPA 608.3	10296614	Pesticides-Herbicides-PCB's	1/25/2018
8885	Aroclor-1221 (PCB-1221)	EPA 8082A	10179358	Pesticides-Herbicides-PCB's	2/15/2023
8890	Aroclor-1232 (PCB-1232)	EPA 608.3	10296614	Pesticides-Herbicides-PCB's	1/25/2018
8890	Aroclor-1232 (PCB-1232)	EPA 8082A	10179358	Pesticides-Herbicides-PCB's	2/15/2023
8895	Aroclor-1242 (PCB-1242)	EPA 608.3	10296614	Pesticides-Herbicides-PCB's	1/25/2018
8895	Aroclor-1242 (PCB-1242)	EPA 8082A	10179358	Pesticides-Herbicides-PCB's	2/15/2023
8900	Aroclor-1248 (PCB-1248)	EPA 608.3	10296614	Pesticides-Herbicides-PCB's	1/25/2018
8900	Aroclor-1248 (PCB-1248)	EPA 8082A	10179358	Pesticides-Herbicides-PCB's	2/15/2023
8905	Aroclor-1254 (PCB-1254)	EPA 608.3	10296614	Pesticides-Herbicides-PCB's	1/25/2018
8905	Aroclor-1254 (PCB-1254)	EPA 8082A	10179358	Pesticides-Herbicides-PCB's	2/15/2023
8910	Aroclor-1260 (PCB-1260)	EPA 608.3	10296614	Pesticides-Herbicides-PCB's	1/25/2018
8910	Aroclor-1260 (PCB-1260)	EPA 8082A	10179358	Pesticides-Herbicides-PCB's	2/15/2023
1010	Arsenic	EPA 200.7	10013806	Metals	4/11/2023
1010	Arsenic	EPA 200.8	10014605	Metals	6/1/2001
1010	Arsenic	EPA 6010D	10155950	Metals	4/11/2023
1010	Arsenic	EPA 6020B	10156420	Metals	2/15/2023
1015	Barium	EPA 200.7	10013806	Metals	4/11/2023

Laboratory Scope of Accreditation

Attachment to Certificate #: E83018-98, expiration date June 30, 2024. This listing of accredited analytes should be used only when associated with a valid certificate.

State Laboratory ID: E83018 **EPA Lab Code: FL00091** **(407) 339-5984**

E83018
Eurofins Orlando
481 Newburyport Avenue
Altamonte Springs, FL 32701

Matrix: Non-Potable Water

Analyte#	Analyte	Method/Tech	Method Code	Category	Effective Date
1015	Barium	EPA 200.8	10014605	Metals	6/1/2001
1015	Barium	EPA 6010D	10155950	Metals	4/11/2023
1015	Barium	EPA 6020B	10156420	Metals	2/15/2023
4375	Benzene	EPA 624.1	10298121	Volatile Organics	1/25/2018
4375	Benzene	EPA 8260D	10307127	Volatile Organics	2/15/2023
5595	Benzidine	EPA 625.1	10300024	Extractable Organics	1/25/2018
5595	Benzidine	EPA 8270E	10242543	Extractable Organics	2/15/2023
5575	Benzo(a)anthracene	EPA 625.1	10300024	Extractable Organics	1/25/2018
5575	Benzo(a)anthracene	EPA 8270E	10242543	Extractable Organics	2/15/2023
5580	Benzo(a)pyrene	EPA 625.1	10300024	Extractable Organics	1/25/2018
5580	Benzo(a)pyrene	EPA 8270E	10242543	Extractable Organics	2/15/2023
5585	Benzo(b)fluoranthene	EPA 625.1	10300024	Extractable Organics	1/25/2018
5585	Benzo(b)fluoranthene	EPA 8270E	10242543	Extractable Organics	2/15/2023
5590	Benzo(g,h,i)perylene	EPA 625.1	10300024	Extractable Organics	1/25/2018
5590	Benzo(g,h,i)perylene	EPA 8270E	10242543	Extractable Organics	2/15/2023
5600	Benzo(k)fluoranthene	EPA 625.1	10300024	Extractable Organics	1/25/2018
5600	Benzo(k)fluoranthene	EPA 8270E	10242543	Extractable Organics	2/15/2023
1020	Beryllium	EPA 200.7	10013806	Metals	4/11/2023
1020	Beryllium	EPA 200.8	10014605	Metals	6/1/2001
1020	Beryllium	EPA 6010D	10155950	Metals	4/11/2023
1020	Beryllium	EPA 6020B	10156420	Metals	2/15/2023
7115	beta-BHC (beta-Hexachlorocyclohexane)	EPA 608.3	10296614	Pesticides-Herbicides-PCB's	1/25/2018
7115	beta-BHC (beta-Hexachlorocyclohexane)	EPA 8081B	10178811	Pesticides-Herbicides-PCB's	2/15/2023
1530	Biochemical oxygen demand	SM 5210 B-2016	20135039	General Chemistry	2/6/2023
5760	bis(2-Chloroethoxy)methane	EPA 625.1	10300024	Extractable Organics	1/25/2018
5760	bis(2-Chloroethoxy)methane	EPA 8270E	10242543	Extractable Organics	2/15/2023
5765	bis(2-Chloroethyl) ether	EPA 625.1	10300024	Extractable Organics	1/25/2018
5765	bis(2-Chloroethyl) ether	EPA 8270E	10242543	Extractable Organics	2/15/2023
1025	Boron	EPA 200.7	10013806	Metals	4/11/2023
1025	Boron	EPA 6010D	10155950	Metals	4/11/2023
1025	Boron	EPA 6020B	10156420	Metals	2/15/2023
1540	Bromide	EPA 300.0	10053200	General Chemistry	6/1/2001
1540	Bromide	EPA 9056A	10199607	General Chemistry	4/11/2023
4385	Bromobenzene	EPA 8260D	10307127	Volatile Organics	2/15/2023
4390	Bromochloromethane	EPA 8260D	10307127	Volatile Organics	2/15/2023
4395	Bromodichloromethane	EPA 624.1	10298121	Volatile Organics	1/25/2018

Laboratory Scope of Accreditation

Attachment to Certificate #: E83018-98, expiration date June 30, 2024. This listing of accredited analytes should be used only when associated with a valid certificate.

State Laboratory ID: E83018 **EPA Lab Code: FL00091** **(407) 339-5984**

E83018
Eurofins Orlando
481 Newburyport Avenue
Altamonte Springs, FL 32701

Matrix: Non-Potable Water

Analyte#	Analyte	Method/Tech	Method Code	Category	Effective Date
4395	Bromodichloromethane	EPA 8260D	10307127	Volatile Organics	2/15/2023
4400	Bromoform	EPA 624.1	10298121	Volatile Organics	1/25/2018
4400	Bromoform	EPA 8260D	10307127	Volatile Organics	2/15/2023
5670	Butyl benzyl phthalate	EPA 625.1	10300024	Extractable Organics	1/25/2018
5670	Butyl benzyl phthalate	EPA 8270E	10242543	Extractable Organics	2/15/2023
1030	Cadmium	EPA 200.7	10013806	Metals	4/11/2023
1030	Cadmium	EPA 200.8	10014605	Metals	6/1/2001
1030	Cadmium	EPA 6010D	10155950	Metals	4/11/2023
1030	Cadmium	EPA 6020B	10156420	Metals	2/15/2023
1035	Calcium	EPA 200.7	10013806	Metals	6/1/2001
1035	Calcium	EPA 200.8	10014605	Metals	4/11/2023
1035	Calcium	EPA 6010D	10155950	Metals	2/15/2023
1035	Calcium	EPA 6020B	10156420	Metals	4/11/2023
4450	Carbon disulfide	EPA 8260D	10307127	Volatile Organics	2/15/2023
4455	Carbon tetrachloride	EPA 624.1	10298121	Volatile Organics	1/25/2018
4455	Carbon tetrachloride	EPA 8260D	10307127	Volatile Organics	2/15/2023
1555	Carbonaceous BOD (CBOD)	SM 5210 B-2016	20135039	General Chemistry	2/6/2023
1565	Chemical oxygen demand	EPA 410.4	10077404	General Chemistry	6/1/2001
1565	Chemical oxygen demand	SM 5220-D-2011	20136816	General Chemistry	2/6/2023
7250	Chlordane (tech.)	EPA 608.3	10296614	Pesticides-Herbicides-PCB's	1/25/2018
7250	Chlordane (tech.)	EPA 8081B	10178811	Pesticides-Herbicides-PCB's	2/15/2023
1575	Chloride	EPA 300.0	10053200	General Chemistry	6/1/2001
1575	Chloride	EPA 9056A	10199607	General Chemistry	4/11/2023
1575	Chloride	SM 4500-Cl^- E-2011	20086811	General Chemistry	2/6/2023
4475	Chlorobenzene	EPA 624.1	10298121	Volatile Organics	1/25/2018
4475	Chlorobenzene	EPA 8260D	10307127	Volatile Organics	2/15/2023
4485	Chloroethane	EPA 624.1	10298121	Volatile Organics	1/25/2018
4485	Chloroethane	EPA 8260D	10307127	Volatile Organics	2/15/2023
4505	Chloroform	EPA 624.1	10298121	Volatile Organics	1/25/2018
4505	Chloroform	EPA 8260D	10307127	Volatile Organics	2/15/2023
9345	Chlorophylls	SM 10200 H	20300225	General Chemistry	6/1/2001
1040	Chromium	EPA 200.7	10013806	Metals	4/11/2023
1040	Chromium	EPA 200.8	10014605	Metals	6/1/2001
1040	Chromium	EPA 6010D	10155950	Metals	4/11/2023
1040	Chromium	EPA 6020B	10156420	Metals	2/15/2023
1045	Chromium VI	SM 3500-Cr B-2011	20066266	General Chemistry	2/6/2023

Laboratory Scope of Accreditation

Attachment to Certificate #: E83018-98, expiration date June 30, 2024. This listing of accredited analytes should be used only when associated with a valid certificate.

State Laboratory ID: E83018 **EPA Lab Code: FL00091** **(407) 339-5984**

E83018
Eurofins Orlando
481 Newburyport Avenue
Altamonte Springs, FL 32701

Matrix: Non-Potable Water

Analyte#	Analyte	Method/Tech	Method Code	Category	Effective Date
5855	Chrysene	EPA 625.1	10300024	Extractable Organics	1/25/2018
5855	Chrysene	EPA 8270E	10242543	Extractable Organics	2/15/2023
4645	cis-1,2-Dichloroethylene	EPA 8260D	10307127	Volatile Organics	2/15/2023
4680	cis-1,3-Dichloropropene	EPA 624.1	10298121	Volatile Organics	1/25/2018
4680	cis-1,3-Dichloropropene	EPA 8260D	10307127	Volatile Organics	2/15/2023
1050	Cobalt	EPA 200.7	10013806	Metals	4/11/2023
1050	Cobalt	EPA 200.8	10014605	Metals	6/1/2001
1050	Cobalt	EPA 6010D	10155950	Metals	4/11/2023
1050	Cobalt	EPA 6020B	10156420	Metals	2/15/2023
1605	Color	SM 2120 B-2011	20039310	General Chemistry	2/6/2023
1610	Conductivity	EPA 120.1	10006403	General Chemistry	4/11/2023
1610	Conductivity	SM 2510 B-2011	20048617	General Chemistry	4/11/2023
1055	Copper	EPA 200.7	10013806	Metals	4/11/2023
1055	Copper	EPA 200.8	10014605	Metals	6/1/2001
1055	Copper	EPA 6010D	10155950	Metals	4/11/2023
1055	Copper	EPA 6020B	10156420	Metals	2/15/2023
1620	Corrosivity (langlier index)	SM 2330 B	20003207	General Chemistry	6/1/2001
4555	Cyclohexane	EPA 8260D	10307127	Volatile Organics	10/27/2023
8555	Dalapon	EPA 8151A	10183207	Pesticides-Herbicides-PCB's	2/15/2023
7105	delta-BHC	EPA 608.3	10296614	Pesticides-Herbicides-PCB's	1/25/2018
7105	delta-BHC	EPA 8081B	10178811	Pesticides-Herbicides-PCB's	2/15/2023
6065	Di(2-ethylhexyl) phthalate (DEHP)	EPA 625.1	10300024	Extractable Organics	1/25/2018
6065	Di(2-ethylhexyl) phthalate (DEHP)	EPA 8270E	10242543	Extractable Organics	2/15/2023
5895	Dibenz(a,h)anthracene	EPA 625.1	10300024	Extractable Organics	1/25/2018
5895	Dibenz(a,h)anthracene	EPA 8270E	10242543	Extractable Organics	2/15/2023
4575	Dibromochloromethane	EPA 624.1	10298121	Volatile Organics	1/25/2018
4575	Dibromochloromethane	EPA 8260D	10307127	Volatile Organics	2/15/2023
4595	Dibromomethane	EPA 8260D	10307127	Volatile Organics	2/15/2023
8595	Dicamba	EPA 8151A	10183207	Pesticides-Herbicides-PCB's	2/15/2023
4625	Dichlorodifluoromethane	EPA 8260D	10307127	Volatile Organics	2/15/2023
8605	Dichloroprop (Dichlorprop)	EPA 8151A	10183207	Pesticides-Herbicides-PCB's	2/15/2023
7470	Dieldrin	EPA 608.3	10296614	Pesticides-Herbicides-PCB's	1/25/2018
7470	Dieldrin	EPA 8081B	10178811	Pesticides-Herbicides-PCB's	2/15/2023
6070	Diethyl phthalate	EPA 625.1	10300024	Extractable Organics	1/25/2018
6070	Diethyl phthalate	EPA 8270E	10242543	Extractable Organics	2/15/2023
6135	Dimethyl phthalate	EPA 625.1	10300024	Extractable Organics	1/25/2018

Laboratory Scope of Accreditation

Attachment to Certificate #: E83018-98, expiration date June 30, 2024. This listing of accredited analytes should be used only when associated with a valid certificate.

State Laboratory ID: E83018 **EPA Lab Code: FL00091** **(407) 339-5984**

E83018
Eurofins Orlando
481 Newburyport Avenue
Altamonte Springs, FL 32701

Matrix: Non-Potable Water

Analyte#	Analyte	Method/Tech	Method Code	Category	Effective Date
6135	Dimethyl phthalate	EPA 8270E	10242543	Extractable Organics	2/15/2023
5925	Di-n-butyl phthalate	EPA 625.1	10300024	Extractable Organics	1/25/2018
5925	Di-n-butyl phthalate	EPA 8270E	10242543	Extractable Organics	2/15/2023
6200	Di-n-octyl phthalate	EPA 625.1	10300024	Extractable Organics	1/25/2018
6200	Di-n-octyl phthalate	EPA 8270E	10242543	Extractable Organics	2/15/2023
8620	Dinoseb (2-sec-butyl-4,6-dinitrophenol, DNBP)	EPA 8151A	10183207	Pesticides-Herbicides-PCB's	2/15/2023
7510	Endosulfan I	EPA 608.3	10296614	Pesticides-Herbicides-PCB's	1/25/2018
7510	Endosulfan I	EPA 8081B	10178811	Pesticides-Herbicides-PCB's	2/15/2023
7515	Endosulfan II	EPA 608.3	10296614	Pesticides-Herbicides-PCB's	1/25/2018
7515	Endosulfan II	EPA 8081B	10178811	Pesticides-Herbicides-PCB's	2/15/2023
7520	Endosulfan sulfate	EPA 608.3	10296614	Pesticides-Herbicides-PCB's	1/25/2018
7520	Endosulfan sulfate	EPA 8081B	10178811	Pesticides-Herbicides-PCB's	2/15/2023
7540	Endrin	EPA 608.3	10296614	Pesticides-Herbicides-PCB's	1/25/2018
7540	Endrin	EPA 8081B	10178811	Pesticides-Herbicides-PCB's	2/15/2023
7530	Endrin aldehyde	EPA 608.3	10296614	Pesticides-Herbicides-PCB's	1/25/2018
7530	Endrin aldehyde	EPA 8081B	10178811	Pesticides-Herbicides-PCB's	2/15/2023
2520	Enterococci	ENTEROLERT / QUANTI-TRAY	60030208	Microbiology	2/22/2016
2525	Escherichia coli	SM 9223 B-2016 (Colilert QT)	20037701	Microbiology	2/6/2023
4755	Ethyl acetate	EPA 1666A	10128208	Volatile Organics	6/1/2001
4810	Ethyl methacrylate	EPA 8260D	10307127	Volatile Organics	4/11/2023
4765	Ethylbenzene	EPA 624.1	10298121	Volatile Organics	1/25/2018
4765	Ethylbenzene	EPA 8260D	10307127	Volatile Organics	2/15/2023
2530	Fecal coliforms	COLILERT®-18 (Fecal Coliforms)	60002688	Microbiology	2/22/2016
6265	Fluoranthene	EPA 625.1	10300024	Extractable Organics	1/25/2018
6265	Fluoranthene	EPA 8270E	10242543	Extractable Organics	2/15/2023
6270	Fluorene	EPA 625.1	10300024	Extractable Organics	1/25/2018
6270	Fluorene	EPA 8270E	10242543	Extractable Organics	2/15/2023
1730	Fluoride	EPA 300.0	10053200	General Chemistry	6/1/2001
1730	Fluoride	EPA 9056A	10199607	General Chemistry	4/11/2023
1730	Fluoride	SM 4500-F^- C-2011	20102414	General Chemistry	2/6/2023
7120	gamma-BHC (Lindane, gamma-Hexachlorocyclohexane)	EPA 608.3	10296614	Pesticides-Herbicides-PCB's	1/25/2018
7120	gamma-BHC (Lindane, gamma-Hexachlorocyclohexane)	EPA 8081B	10178811	Pesticides-Herbicides-PCB's	2/15/2023
7245	gamma-Chlordane	EPA 608.3	10296614	Pesticides-Herbicides-PCB's	4/11/2023
7245	gamma-Chlordane	EPA 8081B	10178811	Pesticides-Herbicides-PCB's	4/11/2023

Attachment to Certificate #: E83018-98, expiration date June 30, 2024. This listing of accredited analytes should be used only when associated with a valid certificate.

State Laboratory ID: E83018 **EPA Lab Code: FL00091** **(407) 339-5984**

E83018
Eurofins Orlando
481 Newburyport Avenue
Altamonte Springs, FL 32701

Matrix: Non-Potable Water

Analyte#	Analyte	Method/Tech	Method Code	Category	Effective Date
1750	Hardness	SM 2340 B-2011	20046611	General Chemistry	2/6/2023
1760	Hardness (calc.)	EPA 200.7	10013806	Metals	4/11/2023
7685	Heptachlor	EPA 608.3	10296614	Pesticides-Herbicides-PCB's	1/25/2018
7685	Heptachlor	EPA 8081B	10178811	Pesticides-Herbicides-PCB's	2/15/2023
7690	Heptachlor epoxide	EPA 608.3	10296614	Pesticides-Herbicides-PCB's	1/25/2018
7690	Heptachlor epoxide	EPA 8081B	10178811	Pesticides-Herbicides-PCB's	2/15/2023
6275	Hexachlorobenzene	EPA 625.1	10300024	Extractable Organics	1/25/2018
6275	Hexachlorobenzene	EPA 8270E	10242543	Extractable Organics	2/15/2023
4835	Hexachlorobutadiene	EPA 625.1	10300024	Extractable Organics	1/25/2018
4835	Hexachlorobutadiene	EPA 8260D	10307127	Volatile Organics	2/15/2023
4835	Hexachlorobutadiene	EPA 8270E	10242543	Extractable Organics	2/15/2023
6285	Hexachlorocyclopentadiene	EPA 625.1	10300024	Extractable Organics	1/25/2018
6285	Hexachlorocyclopentadiene	EPA 8270E	10242543	Extractable Organics	2/15/2023
4840	Hexachloroethane	EPA 625.1	10300024	Extractable Organics	1/25/2018
4840	Hexachloroethane	EPA 8270E	10242543	Extractable Organics	2/15/2023
3840	Hydrogen sulfide	SM 4500S= H (21st ed.)	20125057	General Chemistry	2/23/2005
1780	Ignitability	EPA 1010B	10234830	General Chemistry	2/15/2023
6315	Indeno(1,2,3-cd)pyrene	EPA 625.1	10300024	Extractable Organics	1/25/2018
6315	Indeno(1,2,3-cd)pyrene	EPA 8270E	10242543	Extractable Organics	2/15/2023
4870	Iodomethane (Methyl iodide)	EPA 8260D	10307127	Volatile Organics	2/15/2023
1070	Iron	EPA 200.7	10013806	Metals	6/1/2001
1070	Iron	EPA 200.8	10014605	Metals	4/11/2023
1070	Iron	EPA 6010D	10155950	Metals	2/15/2023
1070	Iron	EPA 6020B	10156420	Metals	4/11/2023
6320	Isophorone	EPA 625.1	10300024	Extractable Organics	1/25/2018
6320	Isophorone	EPA 8270E	10242543	Extractable Organics	2/15/2023
4890	Isopropyl acetate	EPA 1666A	10128208	Volatile Organics	6/1/2001
4900	Isopropylbenzene	EPA 8260D	10307127	Volatile Organics	2/15/2023
1795	Kjeldahl nitrogen - total	EPA 351.2	10065404	General Chemistry	6/1/2001
1075	Lead	EPA 200.7	10013806	Metals	4/11/2023
1075	Lead	EPA 200.8	10014605	Metals	6/1/2001
1075	Lead	EPA 6010D	10155950	Metals	4/11/2023
1075	Lead	EPA 6020B	10156420	Metals	2/15/2023
2556	Legionella pneumophila	FCL SOP 1.85 / Legiolert-Elite	60039396	Microbiology	4/16/2018
1080	Lithium	EPA 200.7	10013806	Metals	10/12/2004
1080	Lithium	EPA 6010D	10155950	Metals	4/11/2023

Laboratory Scope of Accreditation

Attachment to Certificate #: E83018-98, expiration date June 30, 2024. This listing of accredited analytes should be used only when associated with a valid certificate.

State Laboratory ID: E83018 **EPA Lab Code: FL00091** **(407) 339-5984**

E83018
Eurofins Orlando
481 Newburyport Avenue
Altamonte Springs, FL 32701

Matrix: Non-Potable Water

Analyte#	Analyte	Method/Tech	Method Code	Category	Effective Date
5240	m+p-Xylenes	EPA 624.1	10298121	Volatile Organics	4/11/2023
5240	m+p-Xylenes	EPA 8260D	10307127	Volatile Organics	4/11/2023
1085	Magnesium	EPA 200.7	10013806	Metals	6/1/2001
1085	Magnesium	EPA 200.8	10014605	Metals	4/11/2023
1085	Magnesium	EPA 6010D	10155950	Metals	2/15/2023
1085	Magnesium	EPA 6020B	10156420	Metals	4/11/2023
1090	Manganese	EPA 200.7	10013806	Metals	6/1/2001
1090	Manganese	EPA 200.8	10014605	Metals	4/11/2023
1090	Manganese	EPA 6010D	10155950	Metals	2/15/2023
1090	Manganese	EPA 6020B	10156420	Metals	4/11/2023
7775	MCPA	EPA 8151A	10183207	Pesticides-Herbicides-PCB's	2/15/2023
7780	MCPP	EPA 8151A	10183207	Pesticides-Herbicides-PCB's	2/15/2023
1095	Mercury	EPA 245.1	10036609	Metals	6/1/2001
1095	Mercury	EPA 7470A	10165807	Metals	2/15/2023
7810	Methoxychlor	EPA 8081B	10178811	Pesticides-Herbicides-PCB's	2/15/2023
4940	Methyl acetate	EPA 8260D	10307127	Volatile Organics	10/27/2023
4950	Methyl bromide (Bromomethane)	EPA 624.1	10298121	Volatile Organics	1/25/2018
4950	Methyl bromide (Bromomethane)	EPA 8260D	10307127	Volatile Organics	2/15/2023
4960	Methyl chloride (Chloromethane)	EPA 624.1	10298121	Volatile Organics	1/25/2018
4960	Methyl chloride (Chloromethane)	EPA 8260D	10307127	Volatile Organics	2/15/2023
4990	Methyl methacrylate	EPA 8260D	10307127	Volatile Organics	4/11/2023
5000	Methyl tert-butyl ether (MTBE)	EPA 8260D	10307127	Volatile Organics	2/15/2023
4965	Methylcyclohexane	EPA 8260D	10307127	Volatile Organics	10/27/2023
4975	Methylene chloride	EPA 624.1	10298121	Volatile Organics	1/25/2018
4975	Methylene chloride	EPA 8260D	10307127	Volatile Organics	2/15/2023
1100	Molybdenum	EPA 200.7	10013806	Metals	4/11/2023
1100	Molybdenum	EPA 200.8	10014605	Metals	6/1/2001
1100	Molybdenum	EPA 6010D	10155950	Metals	4/11/2023
1100	Molybdenum	EPA 6020B	10156420	Metals	2/15/2023
4360	n-Amyl acetate	EPA 1666A	10128208	Volatile Organics	6/1/2001
5005	Naphthalene	EPA 625.1	10300024	Extractable Organics	1/25/2018
5005	Naphthalene	EPA 8260D	10307127	Volatile Organics	2/15/2023
5005	Naphthalene	EPA 8270E	10242543	Extractable Organics	2/15/2023
4435	n-Butylbenzene	EPA 8260D	10307127	Volatile Organics	2/15/2023
1105	Nickel	EPA 200.7	10013806	Metals	4/11/2023
1105	Nickel	EPA 200.8	10014605	Metals	6/1/2001

Laboratory Scope of Accreditation

Attachment to Certificate #: E83018-98, expiration date June 30, 2024. This listing of accredited analytes should be used only when associated with a valid certificate.

State Laboratory ID: E83018 **EPA Lab Code: FL00091** **(407) 339-5984**

E83018
Eurofins Orlando
481 Newburyport Avenue
Altamonte Springs, FL 32701

Matrix: Non-Potable Water

Analyte#	Analyte	Method/Tech	Method Code	Category	Effective Date
1105	Nickel	EPA 6010D	10155950	Metals	4/11/2023
1105	Nickel	EPA 6020B	10156420	Metals	2/15/2023
1805	Nitrate	EPA 9056A	10199607	General Chemistry	4/11/2023
1810	Nitrate as N	EPA 300.0	10053200	General Chemistry	6/1/2001
1810	Nitrate as N	EPA 353.2	10067604	General Chemistry	3/29/2006
1835	Nitrite	EPA 9056A	10199607	General Chemistry	4/11/2023
1840	Nitrite as N	EPA 300.0	10053200	General Chemistry	6/1/2001
1840	Nitrite as N	EPA 353.2	10067604	General Chemistry	4/4/2007
5015	Nitrobenzene	EPA 625.1	10300024	Extractable Organics	1/25/2018
5015	Nitrobenzene	EPA 8270E	10242543	Extractable Organics	2/15/2023
6530	n-Nitrosodimethylamine	EPA 625.1	10300024	Extractable Organics	1/25/2018
6530	n-Nitrosodimethylamine	EPA 8270E	10242543	Extractable Organics	2/15/2023
6545	n-Nitrosodi-n-propylamine	EPA 625.1	10300024	Extractable Organics	1/25/2018
6545	n-Nitrosodi-n-propylamine	EPA 8270E	10242543	Extractable Organics	2/15/2023
6535	n-Nitrosodiphenylamine	EPA 625.1	10300024	Extractable Organics	1/25/2018
6535	n-Nitrosodiphenylamine	EPA 8270E	10242543	Extractable Organics	2/15/2023
5090	n-Propylbenzene	EPA 8260D	10307127	Volatile Organics	2/15/2023
1860	Oil & Grease	EPA 1664A	10127807	General Chemistry	6/1/2001
1865	Organic nitrogen	EPA 351.2 - EPA 350.1	10238207	General Chemistry	10/20/2000
1870	Orthophosphate as P	EPA 300.0	10053200	General Chemistry	6/1/2001
1870	Orthophosphate as P	EPA 365.1	10070005	General Chemistry	2/23/2005
5250	o-Xylene	EPA 624.1	10298121	Volatile Organics	4/11/2023
5250	o-Xylene	EPA 8260D	10307127	Volatile Organics	4/11/2023
6605	Pentachlorophenol	EPA 625.1	10300024	Extractable Organics	1/25/2018
6605	Pentachlorophenol	EPA 8151A	10183207	Pesticides-Herbicides-PCB's	4/11/2023
6605	Pentachlorophenol	EPA 8270E	10242543	Extractable Organics	2/15/2023
1900	pH	EPA 9040C	10244403	General Chemistry	4/11/2023
1900	pH	SM 4500-H+ B-2011	20105220	General Chemistry	2/6/2023
6615	Phenanthrene	EPA 625.1	10300024	Extractable Organics	1/25/2018
6615	Phenanthrene	EPA 8270E	10242543	Extractable Organics	2/15/2023
6625	Phenol	EPA 625.1	10300024	Extractable Organics	1/25/2018
6625	Phenol	EPA 8270E	10242543	Extractable Organics	2/15/2023
1910	Phosphorus, total	EPA 365.1	10070005	General Chemistry	11/10/2010
1910	Phosphorus, total	EPA 365.4	10071202	General Chemistry	4/28/2003
8645	Picloram	EPA 8151A	10183207	Pesticides-Herbicides-PCB's	2/15/2023
4910	p-Isopropyltoluene	EPA 8260D	10307127	Volatile Organics	2/15/2023

Attachment to Certificate #: E83018-98, expiration date June 30, 2024. This listing of accredited analytes should be used only when associated with a valid certificate.

State Laboratory ID: E83018 **EPA Lab Code: FL00091** **(407) 339-5984**

E83018
Eurofins Orlando
481 Newburyport Avenue
Altamonte Springs, FL 32701

Matrix: Non-Potable Water

Analyte#	Analyte	Method/Tech	Method Code	Category	Effective Date
1125	Potassium	EPA 200.7	10013806	Metals	6/1/2001
1125	Potassium	EPA 200.8	10014605	Metals	4/11/2023
1125	Potassium	EPA 6010D	10155950	Metals	2/15/2023
1125	Potassium	EPA 6020B	10156420	Metals	4/11/2023
6665	Pyrene	EPA 625.1	10300024	Extractable Organics	1/25/2018
6665	Pyrene	EPA 8270E	10242543	Extractable Organics	2/15/2023
1955	Residue-filterable (TDS)	SM 2540 C-2015	20050435	General Chemistry	2/6/2023
1960	Residue-nonfilterable (TSS)	SM 2540 D-2015	20051223	General Chemistry	2/6/2023
1950	Residue-total	SM 2540 B-2015	20049438	General Chemistry	2/6/2023
1970	Residue-volatile	EPA 160.4	10010409	General Chemistry	6/1/2001
4440	sec-Butylbenzene	EPA 8260D	10307127	Volatile Organics	2/15/2023
1140	Selenium	EPA 200.7	10013806	Metals	4/11/2023
1140	Selenium	EPA 200.8	10014605	Metals	6/1/2001
1140	Selenium	EPA 6010D	10155950	Metals	4/11/2023
1140	Selenium	EPA 6020B	10156420	Metals	2/15/2023
1150	Silver	EPA 200.7	10013806	Metals	4/11/2023
1150	Silver	EPA 200.8	10014605	Metals	6/1/2001
1150	Silver	EPA 6010D	10155950	Metals	4/11/2023
1150	Silver	EPA 6020B	10156420	Metals	2/15/2023
8650	Silvex (2,4,5-TP)	EPA 8151A	10183207	Pesticides-Herbicides-PCB's	2/15/2023
1155	Sodium	EPA 200.7	10013806	Metals	6/1/2001
1155	Sodium	EPA 200.8	10014605	Metals	4/11/2023
1155	Sodium	EPA 6010D	10155950	Metals	2/15/2023
1155	Sodium	EPA 6020B	10156420	Metals	4/11/2023
1160	Strontium	EPA 200.7	10013806	Metals	4/11/2023
1160	Strontium	EPA 6010D	10155950	Metals	4/11/2023
1160	Strontium	EPA 6020B	10156420	Metals	2/15/2023
5100	Styrene	EPA 8260D	10307127	Volatile Organics	2/15/2023
2000	Sulfate	EPA 300.0	10053200	General Chemistry	6/1/2001
2000	Sulfate	EPA 375.2	10073004	General Chemistry	1/2/2007
2000	Sulfate	EPA 9056A	10199607	General Chemistry	4/11/2023
2005	Sulfide	SM 4500-S2⁻ F-2011	20126663	General Chemistry	2/6/2023
2025	Surfactants - MBAS	SM 5540 C-2011	20145066	General Chemistry	2/6/2023
4445	tert-Butylbenzene	EPA 8260D	10307127	Volatile Organics	2/15/2023
5115	Tetrachloroethylene (Perchloroethylene)	EPA 624.1	10298121	Volatile Organics	1/25/2018
5115	Tetrachloroethylene (Perchloroethylene)	EPA 8260D	10307127	Volatile Organics	2/15/2023

Laboratory Scope of Accreditation

Attachment to Certificate #: E83018-98, expiration date June 30, 2024. This listing of accredited analytes should be used only when associated with a valid certificate.

State Laboratory ID: E83018 **EPA Lab Code: FL00091** **(407) 339-5984**

E83018
Eurofins Orlando
481 Newburyport Avenue
Altamonte Springs, FL 32701

Matrix: Non-Potable Water

Analyte#	Analyte	Method/Tech	Method Code	Category	Effective Date
1165	Thallium	EPA 200.7	10013806	Metals	4/11/2023
1165	Thallium	EPA 200.8	10014605	Metals	6/1/2001
1165	Thallium	EPA 6010D	10155950	Metals	4/11/2023
1165	Thallium	EPA 6020B	10156420	Metals	2/15/2023
1175	Tin	EPA 6020B	10156420	Metals	2/15/2023
1180	Titanium	EPA 6020B	10156420	Metals	2/15/2023
5140	Toluene	EPA 624.1	10298121	Volatile Organics	1/25/2018
5140	Toluene	EPA 8260D	10307127	Volatile Organics	2/15/2023
2500	Total coliforms	SM 9223 B-2016 (Colilert QT)	20037701	Microbiology	2/6/2023
1645	Total cyanide	EPA 9012B	10243228	General Chemistry	2/15/2023
1645	Total cyanide	EPA 9014	10193803	General Chemistry	7/1/2023
1645	Total cyanide	SM 4500-CN⁻ E-2016	20096439	General Chemistry	2/6/2023
1825	Total nitrate-nitrite	EPA 353.2	10067604	General Chemistry	1/2/2007
1825	Total nitrate-nitrite	EPA 9056A	10199607	General Chemistry	4/11/2023
2040	Total organic carbon	SM 5310 C-2014	20138834	General Chemistry	2/6/2023
2050	Total Petroleum Hydrocarbons (TPH)	EPA 1664A	10127807	General Chemistry	6/1/2001
2050	Total Petroleum Hydrocarbons (TPH)	FL-PRO	90015808	Extractable Organics	7/1/2003
1905	Total phenolics	EPA 420.4	10080203	General Chemistry	1/28/2013
1725	Total, fixed, and volatile residue	SM 2540 G	20005203	General Chemistry	6/1/2001
8250	Toxaphene (Chlorinated camphene)	EPA 608.3	10296614	Pesticides-Herbicides-PCB's	1/25/2018
8250	Toxaphene (Chlorinated camphene)	EPA 8081B	10178811	Pesticides-Herbicides-PCB's	2/15/2023
4700	trans-1,2-Dichloroethylene	EPA 624.1	10298121	Volatile Organics	1/25/2018
4700	trans-1,2-Dichloroethylene	EPA 8260D	10307127	Volatile Organics	2/15/2023
4685	trans-1,3-Dichloropropene	EPA 624.1	10298121	Volatile Organics	1/25/2018
4685	trans-1,3-Dichloropropene	EPA 8260D	10307127	Volatile Organics	2/15/2023
5170	Trichloroethene (Trichloroethylene)	EPA 624.1	10298121	Volatile Organics	1/25/2018
5170	Trichloroethene (Trichloroethylene)	EPA 8260D	10307127	Volatile Organics	2/15/2023
5175	Trichlorofluoromethane	EPA 624.1	10298121	Volatile Organics	1/25/2018
5175	Trichlorofluoromethane	EPA 8260D	10307127	Volatile Organics	2/15/2023
2055	Turbidity	EPA 180.1	10011800	General Chemistry	6/1/2001
2058	Un-Ionized Ammonia	DEP SOP 10/03/83	90015842	General Chemistry	10/20/2000
1185	Vanadium	EPA 200.7	10013806	Metals	4/11/2023
1185	Vanadium	EPA 200.8	10014605	Metals	3/14/2003
1185	Vanadium	EPA 6010D	10155950	Metals	4/11/2023
1185	Vanadium	EPA 6020B	10156420	Metals	2/15/2023
5225	Vinyl acetate	EPA 8260D	10307127	Volatile Organics	2/15/2023

Laboratory Scope of Accreditation

Attachment to Certificate #: E83018-98, expiration date June 30, 2024. This listing of accredited analytes should be used only when associated with a valid certificate.

State Laboratory ID: E83018 **EPA Lab Code: FL00091** **(407) 339-5984**

E83018
Eurofins Orlando
481 Newburyport Avenue
Altamonte Springs, FL 32701

Matrix: Non-Potable Water

Analyte#	Analyte	Method/Tech	Method Code	Category	Effective Date
5235	Vinyl chloride	EPA 624.1	10298121	Volatile Organics	1/25/2018
5235	Vinyl chloride	EPA 8260D	10307127	Volatile Organics	2/15/2023
5260	Xylene (total)	EPA 624.1	10298121	Volatile Organics	1/25/2018
5260	Xylene (total)	EPA 8260D	10307127	Volatile Organics	2/15/2023
1190	Zinc	EPA 200.7	10013806	Metals	4/11/2023
1190	Zinc	EPA 200.8	10014605	Metals	6/1/2001
1190	Zinc	EPA 6010D	10155950	Metals	4/11/2023
1190	Zinc	EPA 6020B	10156420	Metals	2/15/2023

Attachment to Certificate #: E83018-98, expiration date June 30, 2024. This listing of accredited analytes should be used only when associated with a valid certificate.

State Laboratory ID: E83018 **EPA Lab Code: FL00091** **(407) 339-5984**

E83018
Eurofins Orlando
481 Newburyport Avenue
Altamonte Springs, FL 32701

Matrix: Solid and Chemical Materials

Analyte#	Analyte	Method/Tech	Method Code	Category	Effective Date
5105	1,1,1,2-Tetrachloroethane	EPA 8260D	10307127	Volatile Organics	2/15/2023
5160	1,1,1-Trichloroethane	EPA 8260D	10307127	Volatile Organics	2/15/2023
5110	1,1,2,2-Tetrachloroethane	EPA 8260D	10307127	Volatile Organics	2/15/2023
5185	1,1,2-Trichloro-1,2,2-trifluoroethane (Freon 113)	EPA 8260D	10307127	Volatile Organics	4/11/2023
5165	1,1,2-Trichloroethane	EPA 8260D	10307127	Volatile Organics	2/15/2023
4630	1,1-Dichloroethane	EPA 8260D	10307127	Volatile Organics	2/15/2023
4640	1,1-Dichloroethylene	EPA 8260D	10307127	Volatile Organics	2/15/2023
4670	1,1-Dichloropropene	EPA 8260D	10307127	Volatile Organics	2/15/2023
5150	1,2,3-Trichlorobenzene	EPA 8260D	10307127	Volatile Organics	2/15/2023
5180	1,2,3-Trichloropropane	EPA 8260D	10307127	Volatile Organics	2/15/2023
5155	1,2,4-Trichlorobenzene	EPA 8260D	10307127	Volatile Organics	2/15/2023
5155	1,2,4-Trichlorobenzene	EPA 8270E	10242543	Extractable Organics	2/15/2023
5210	1,2,4-Trimethylbenzene	EPA 8260D	10307127	Volatile Organics	2/15/2023
4570	1,2-Dibromo-3-chloropropane (DBCP)	EPA 8260D	10307127	Volatile Organics	2/15/2023
4585	1,2-Dibromoethane (EDB, Ethylene dibromide)	EPA 8260D	10307127	Volatile Organics	2/15/2023
4610	1,2-Dichlorobenzene	EPA 8260D	10307127	Volatile Organics	2/15/2023
4610	1,2-Dichlorobenzene	EPA 8270E	10242543	Extractable Organics	2/15/2023
4635	1,2-Dichloroethane	EPA 8260D	10307127	Volatile Organics	2/15/2023
4655	1,2-Dichloropropane	EPA 8260D	10307127	Volatile Organics	2/15/2023
5215	1,3,5-Trimethylbenzene	EPA 8260D	10307127	Volatile Organics	2/15/2023
4615	1,3-Dichlorobenzene	EPA 8260D	10307127	Volatile Organics	2/15/2023
4615	1,3-Dichlorobenzene	EPA 8270E	10242543	Extractable Organics	2/15/2023
4660	1,3-Dichloropropane	EPA 8260D	10307127	Volatile Organics	2/15/2023
4620	1,4-Dichlorobenzene	EPA 8260D	10307127	Volatile Organics	2/15/2023
4620	1,4-Dichlorobenzene	EPA 8270E	10242543	Extractable Organics	2/15/2023
4735	1,4-Dioxane (1,4-Diethyleneoxide)	EPA 8260D	10307127	Volatile Organics	4/11/2023
6380	1-Methylnaphthalene	EPA 8270E	10242543	Extractable Organics	2/15/2023
4665	2,2-Dichloropropane	EPA 8260D	10307127	Volatile Organics	2/15/2023
4659	2,2'-Oxybis(1-chloropropane),bis(2-Chloro-1-methylethyl)ether (fka bis(2-Chloroisopropyl) ether	EPA 8270E	10242543	Extractable Organics	2/15/2023
6835	2,4,5-Trichlorophenol	EPA 8270E	10242543	Extractable Organics	2/15/2023
6840	2,4,6-Trichlorophenol	EPA 8270E	10242543	Extractable Organics	2/15/2023
6000	2,4-Dichlorophenol	EPA 8270E	10242543	Extractable Organics	2/15/2023
6130	2,4-Dimethylphenol	EPA 8270E	10242543	Extractable Organics	2/15/2023
6175	2,4-Dinitrophenol	EPA 8270E	10242543	Extractable Organics	2/15/2023

Laboratory Scope of Accreditation

Attachment to Certificate #: E83018-98, expiration date June 30, 2024. This listing of accredited analytes should be used only when associated with a valid certificate.

State Laboratory ID: E83018 **EPA Lab Code: FL00091** **(407) 339-5984**

E83018
Eurofins Orlando
481 Newburyport Avenue
Altamonte Springs, FL 32701

Matrix: Solid and Chemical Materials

Analyte#	Analyte	Method/Tech	Method Code	Category	Effective Date
6185	2,4-Dinitrotoluene (2,4-DNT)	EPA 8270E	10242543	Extractable Organics	2/15/2023
6190	2,6-Dinitrotoluene (2,6-DNT)	EPA 8270E	10242543	Extractable Organics	2/15/2023
4410	2-Butanone (Methyl ethyl ketone, MEK)	EPA 8260D	10307127	Volatile Organics	2/15/2023
4500	2-Chloroethyl vinyl ether	EPA 8260D	10307127	Volatile Organics	2/15/2023
5795	2-Chloronaphthalene	EPA 8270E	10242543	Extractable Organics	2/15/2023
5800	2-Chlorophenol	EPA 8270E	10242543	Extractable Organics	2/15/2023
4535	2-Chlorotoluene	EPA 8260D	10307127	Volatile Organics	2/15/2023
4860	2-Hexanone	EPA 8260D	10307127	Volatile Organics	2/15/2023
6360	2-Methyl-4,6-dinitrophenol	EPA 8270E	10242543	Extractable Organics	2/15/2023
6385	2-Methylnaphthalene	EPA 8270E	10242543	Extractable Organics	2/15/2023
6400	2-Methylphenol (o-Cresol)	EPA 8270E	10242543	Extractable Organics	2/15/2023
6490	2-Nitrophenol	EPA 8270E	10242543	Extractable Organics	2/15/2023
5945	3,3'-Dichlorobenzidine	EPA 8270E	10242543	Extractable Organics	2/15/2023
6412	3/4-Methylphenols (m/p-Cresols)	EPA 8270E	10242543	Extractable Organics	2/15/2023
7355	4,4'-DDD	EPA 8081B	10178811	Pesticides-Herbicides-PCB's	2/15/2023
7360	4,4'-DDE	EPA 8081B	10178811	Pesticides-Herbicides-PCB's	2/15/2023
7365	4,4'-DDT	EPA 8081B	10178811	Pesticides-Herbicides-PCB's	2/15/2023
5660	4-Bromophenyl phenyl ether	EPA 8270E	10242543	Extractable Organics	2/15/2023
5700	4-Chloro-3-methylphenol	EPA 8270E	10242543	Extractable Organics	2/15/2023
5825	4-Chlorophenyl phenylether	EPA 8270E	10242543	Extractable Organics	2/15/2023
4540	4-Chlorotoluene	EPA 8260D	10307127	Volatile Organics	2/15/2023
4995	4-Methyl-2-pentanone (MIBK)	EPA 8260D	10307127	Volatile Organics	2/15/2023
6500	4-Nitrophenol	EPA 8270E	10242543	Extractable Organics	2/15/2023
5500	Acenaphthene	EPA 8270E	10242543	Extractable Organics	2/15/2023
5505	Acenaphthylene	EPA 8270E	10242543	Extractable Organics	2/15/2023
4315	Acetone	EPA 8260D	10307127	Volatile Organics	2/15/2023
4320	Acetonitrile	EPA 8260D	10307127	Volatile Organics	4/11/2023
4325	Acrolein (Propenal)	EPA 8260D	10307127	Volatile Organics	4/11/2023
4340	Acrylonitrile	EPA 8260D	10307127	Volatile Organics	4/11/2023
7025	Aldrin	EPA 8081B	10178811	Pesticides-Herbicides-PCB's	2/15/2023
7110	alpha-BHC (alpha-Hexachlorocyclohexane)	EPA 8081B	10178811	Pesticides-Herbicides-PCB's	2/15/2023
1000	Aluminum	EPA 6010D	10155950	Metals	4/11/2023
1000	Aluminum	EPA 6020B	10156420	Metals	2/15/2023
1515	Ammonia as N	EPA 350.1	10063602	General Chemistry	4/11/2023
5555	Anthracene	EPA 8270E	10242543	Extractable Organics	2/15/2023
1005	Antimony	EPA 6010D	10155950	Metals	4/11/2023

Laboratory Scope of Accreditation

Attachment to Certificate #: E83018-98, expiration date June 30, 2024. This listing of accredited analytes should be used only when associated with a valid certificate.

State Laboratory ID: E83018 **EPA Lab Code: FL00091** **(407) 339-5984**

E83018
Eurofins Orlando
481 Newburyport Avenue
Altamonte Springs, FL 32701

Matrix: Solid and Chemical Materials

Analyte#	Analyte	Method/Tech	Method Code	Category	Effective Date
1005	Antimony	EPA 6020B	10156420	Metals	2/15/2023
8880	Aroclor-1016 (PCB-1016)	EPA 8082A	10179358	Pesticides-Herbicides-PCB's	2/15/2023
8885	Aroclor-1221 (PCB-1221)	EPA 8082A	10179358	Pesticides-Herbicides-PCB's	2/15/2023
8890	Aroclor-1232 (PCB-1232)	EPA 8082A	10179358	Pesticides-Herbicides-PCB's	2/15/2023
8895	Aroclor-1242 (PCB-1242)	EPA 8082A	10179358	Pesticides-Herbicides-PCB's	2/15/2023
8900	Aroclor-1248 (PCB-1248)	EPA 8082A	10179358	Pesticides-Herbicides-PCB's	2/15/2023
8905	Aroclor-1254 (PCB-1254)	EPA 8082A	10179358	Pesticides-Herbicides-PCB's	2/15/2023
8910	Aroclor-1260 (PCB-1260)	EPA 8082A	10179358	Pesticides-Herbicides-PCB's	2/15/2023
1010	Arsenic	EPA 6010D	10155950	Metals	4/11/2023
1010	Arsenic	EPA 6020B	10156420	Metals	2/15/2023
1015	Barium	EPA 6010D	10155950	Metals	4/11/2023
1015	Barium	EPA 6020B	10156420	Metals	2/15/2023
4375	Benzene	EPA 8260D	10307127	Volatile Organics	2/15/2023
5595	Benzidine	EPA 8270E	10242543	Extractable Organics	2/15/2023
5575	Benzo(a)anthracene	EPA 8270E	10242543	Extractable Organics	2/15/2023
5580	Benzo(a)pyrene	EPA 8270E	10242543	Extractable Organics	2/15/2023
5585	Benzo(b)fluoranthene	EPA 8270E	10242543	Extractable Organics	2/15/2023
5590	Benzo(g,h,i)perylene	EPA 8270E	10242543	Extractable Organics	2/15/2023
5600	Benzo(k)fluoranthene	EPA 8270E	10242543	Extractable Organics	2/15/2023
1020	Beryllium	EPA 6010D	10155950	Metals	4/11/2023
1020	Beryllium	EPA 6020B	10156420	Metals	2/15/2023
7115	beta-BHC (beta-Hexachlorocyclohexane)	EPA 8081B	10178811	Pesticides-Herbicides-PCB's	2/15/2023
5760	bis(2-Chloroethoxy)methane	EPA 8270E	10242543	Extractable Organics	2/15/2023
5765	bis(2-Chloroethyl) ether	EPA 8270E	10242543	Extractable Organics	2/15/2023
1025	Boron	EPA 6010D	10155950	Metals	4/11/2023
1025	Boron	EPA 6020B	10156420	Metals	2/15/2023
1540	Bromide	EPA 9056A	10199607	General Chemistry	4/11/2023
4385	Bromobenzene	EPA 8260D	10307127	Volatile Organics	2/15/2023
4390	Bromochloromethane	EPA 8260D	10307127	Volatile Organics	2/15/2023
4395	Bromodichloromethane	EPA 8260D	10307127	Volatile Organics	2/15/2023
4400	Bromoform	EPA 8260D	10307127	Volatile Organics	2/15/2023
5670	Butyl benzyl phthalate	EPA 8270E	10242543	Extractable Organics	2/15/2023
1030	Cadmium	EPA 6010D	10155950	Metals	4/11/2023
1030	Cadmium	EPA 6020B	10156420	Metals	2/15/2023
1035	Calcium	EPA 6010D	10155950	Metals	2/15/2023
1035	Calcium	EPA 6020B	10156420	Metals	4/11/2023

Attachment to Certificate #: E83018-98, expiration date June 30, 2024. This listing of accredited analytes should be used only when associated with a valid certificate.

State Laboratory ID: E83018 **EPA Lab Code: FL00091** **(407) 339-5984**

E83018
Eurofins Orlando
481 Newburyport Avenue
Altamonte Springs, FL 32701

Matrix: Solid and Chemical Materials

Analyte#	Analyte	Method/Tech	Method Code	Category	Effective Date
4450	Carbon disulfide	EPA 8260D	10307127	Volatile Organics	2/15/2023
4455	Carbon tetrachloride	EPA 8260D	10307127	Volatile Organics	2/15/2023
7250	Chlordane (tech.)	EPA 8081B	10178811	Pesticides-Herbicides-PCB's	2/15/2023
1575	Chloride	EPA 9056A	10199607	General Chemistry	4/11/2023
4475	Chlorobenzene	EPA 8260D	10307127	Volatile Organics	2/15/2023
4485	Chloroethane	EPA 8260D	10307127	Volatile Organics	2/15/2023
4505	Chloroform	EPA 8260D	10307127	Volatile Organics	2/15/2023
1040	Chromium	EPA 6010D	10155950	Metals	4/11/2023
1040	Chromium	EPA 6020B	10156420	Metals	2/15/2023
5855	Chrysene	EPA 8270E	10242543	Extractable Organics	2/15/2023
4645	cis-1,2-Dichloroethylene	EPA 8260D	10307127	Volatile Organics	2/15/2023
4680	cis-1,3-Dichloropropene	EPA 8260D	10307127	Volatile Organics	2/15/2023
1050	Cobalt	EPA 6010D	10155950	Metals	4/11/2023
1050	Cobalt	EPA 6020B	10156420	Metals	2/15/2023
1055	Copper	EPA 6010D	10155950	Metals	4/11/2023
1055	Copper	EPA 6020B	10156420	Metals	2/15/2023
7105	delta-BHC	EPA 8081B	10178811	Pesticides-Herbicides-PCB's	2/15/2023
6065	Di(2-ethylhexyl) phthalate (DEHP)	EPA 8270E	10242543	Extractable Organics	2/15/2023
5895	Dibenz(a,h)anthracene	EPA 8270E	10242543	Extractable Organics	2/15/2023
4575	Dibromochloromethane	EPA 8260D	10307127	Volatile Organics	2/15/2023
4595	Dibromomethane	EPA 8260D	10307127	Volatile Organics	2/15/2023
4625	Dichlorodifluoromethane	EPA 8260D	10307127	Volatile Organics	2/15/2023
7470	Dieldrin	EPA 8081B	10178811	Pesticides-Herbicides-PCB's	2/15/2023
6070	Diethyl phthalate	EPA 8270E	10242543	Extractable Organics	2/15/2023
6135	Dimethyl phthalate	EPA 8270E	10242543	Extractable Organics	2/15/2023
5925	Di-n-butyl phthalate	EPA 8270E	10242543	Extractable Organics	2/15/2023
6200	Di-n-octyl phthalate	EPA 8270E	10242543	Extractable Organics	2/15/2023
7510	Endosulfan I	EPA 8081B	10178811	Pesticides-Herbicides-PCB's	2/15/2023
7515	Endosulfan II	EPA 8081B	10178811	Pesticides-Herbicides-PCB's	2/15/2023
7520	Endosulfan sulfate	EPA 8081B	10178811	Pesticides-Herbicides-PCB's	2/15/2023
7540	Endrin	EPA 8081B	10178811	Pesticides-Herbicides-PCB's	2/15/2023
7530	Endrin aldehyde	EPA 8081B	10178811	Pesticides-Herbicides-PCB's	2/15/2023
7535	Endrin ketone	EPA 8081B	10178811	Pesticides-Herbicides-PCB's	2/15/2023
4810	Ethyl methacrylate	EPA 8260D	10307127	Volatile Organics	4/11/2023
4765	Ethylbenzene	EPA 8260D	10307127	Volatile Organics	2/15/2023
2530	Fecal coliforms	SM 9221 E-2014	20227263	Microbiology	2/6/2023

Attachment to Certificate #: E83018-98, expiration date June 30, 2024. This listing of accredited analytes should be used only when associated with a valid certificate.

State Laboratory ID: E83018 **EPA Lab Code: FL00091** **(407) 339-5984**

E83018
Eurofins Orlando
481 Newburyport Avenue
Altamonte Springs, FL 32701

Matrix: Solid and Chemical Materials

Analyte#	Analyte	Method/Tech	Method Code	Category	Effective Date
6265	Fluoranthene	EPA 8270E	10242543	Extractable Organics	2/15/2023
6270	Fluorene	EPA 8270E	10242543	Extractable Organics	2/15/2023
1730	Fluoride	EPA 9056A	10199607	General Chemistry	4/11/2023
7120	gamma-BHC (Lindane, gamma-Hexachlorocyclohexane)	EPA 8081B	10178811	Pesticides-Herbicides-PCB's	2/15/2023
7685	Heptachlor	EPA 8081B	10178811	Pesticides-Herbicides-PCB's	2/15/2023
7690	Heptachlor epoxide	EPA 8081B	10178811	Pesticides-Herbicides-PCB's	2/15/2023
6275	Hexachlorobenzene	EPA 8270E	10242543	Extractable Organics	2/15/2023
4835	Hexachlorobutadiene	EPA 8260D	10307127	Volatile Organics	2/15/2023
4835	Hexachlorobutadiene	EPA 8270E	10242543	Extractable Organics	2/15/2023
6285	Hexachlorocyclopentadiene	EPA 8270E	10242543	Extractable Organics	2/15/2023
4840	Hexachloroethane	EPA 8260D	10307127	Volatile Organics	2/15/2023
4840	Hexachloroethane	EPA 8270E	10242543	Extractable Organics	2/15/2023
1780	Ignitability	EPA 1010B	10234830	General Chemistry	2/15/2023
6315	Indeno(1,2,3-cd)pyrene	EPA 8270E	10242543	Extractable Organics	2/15/2023
4870	Iodomethane (Methyl iodide)	EPA 8260D	10307127	Volatile Organics	2/15/2023
1070	Iron	EPA 6010D	10155950	Metals	2/15/2023
1070	Iron	EPA 6020B	10156420	Metals	4/11/2023
6320	Isophorone	EPA 8270E	10242543	Extractable Organics	2/15/2023
4900	Isopropylbenzene	EPA 8260D	10307127	Volatile Organics	2/15/2023
1795	Kjeldahl nitrogen - total	EPA 351.2	10065404	General Chemistry	1/2/2007
1075	Lead	EPA 6010D	10155950	Metals	4/11/2023
1075	Lead	EPA 6020B	10156420	Metals	2/15/2023
1080	Lithium	EPA 6010D	10155950	Metals	4/11/2023
5240	m+p-Xylenes	EPA 8260D	10307127	Volatile Organics	4/11/2023
1085	Magnesium	EPA 6010D	10155950	Metals	2/15/2023
1085	Magnesium	EPA 6020B	10156420	Metals	4/11/2023
1090	Manganese	EPA 6010D	10155950	Metals	2/15/2023
1090	Manganese	EPA 6020B	10156420	Metals	4/11/2023
1095	Mercury	EPA 7471B	10166457	Metals	2/15/2023
7810	Methoxychlor	EPA 8081B	10178811	Pesticides-Herbicides-PCB's	2/15/2023
4950	Methyl bromide (Bromomethane)	EPA 8260D	10307127	Volatile Organics	2/15/2023
4960	Methyl chloride (Chloromethane)	EPA 8260D	10307127	Volatile Organics	2/15/2023
4990	Methyl methacrylate	EPA 8260D	10307127	Volatile Organics	4/11/2023
5000	Methyl tert-butyl ether (MTBE)	EPA 8260D	10307127	Volatile Organics	2/15/2023
4975	Methylene chloride	EPA 8260D	10307127	Volatile Organics	2/15/2023
1100	Molybdenum	EPA 6010D	10155950	Metals	4/11/2023

Attachment to Certificate #: E83018-98, expiration date June 30, 2024. This listing of accredited analytes should be used only when associated with a valid certificate.

State Laboratory ID: E83018 **EPA Lab Code: FL00091** **(407) 339-5984**

E83018
Eurofins Orlando
481 Newburyport Avenue
Altamonte Springs, FL 32701

Matrix: Solid and Chemical Materials

Analyte#	Analyte	Method/Tech	Method Code	Category	Effective Date
1100	Molybdenum	EPA 6020B	10156420	Metals	2/15/2023
5005	Naphthalene	EPA 8260D	10307127	Volatile Organics	2/15/2023
5005	Naphthalene	EPA 8270E	10242543	Extractable Organics	2/15/2023
4435	n-Butylbenzene	EPA 8260D	10307127	Volatile Organics	2/15/2023
1105	Nickel	EPA 6010D	10155950	Metals	4/11/2023
1105	Nickel	EPA 6020B	10156420	Metals	2/15/2023
1805	Nitrate	EPA 9056A	10199607	General Chemistry	4/11/2023
1835	Nitrite	EPA 9056A	10199607	General Chemistry	4/11/2023
5015	Nitrobenzene	EPA 8270E	10242543	Extractable Organics	2/15/2023
6530	n-Nitrosodimethylamine	EPA 8270E	10242543	Extractable Organics	2/15/2023
6545	n-Nitrosodi-n-propylamine	EPA 8270E	10242543	Extractable Organics	2/15/2023
6535	n-Nitrosodiphenylamine	EPA 8270E	10242543	Extractable Organics	2/15/2023
5090	n-Propylbenzene	EPA 8260D	10307127	Volatile Organics	2/15/2023
5250	o-Xylene	EPA 8260D	10307127	Volatile Organics	4/11/2023
6605	Pentachlorophenol	EPA 8270E	10242543	Extractable Organics	2/15/2023
1900	pH	EPA 9040C	10244403	General Chemistry	4/11/2023
1900	pH	EPA 9045D	10198455	General Chemistry	4/11/2023
6615	Phenanthrene	EPA 8270E	10242543	Extractable Organics	2/15/2023
6625	Phenol	EPA 8270E	10242543	Extractable Organics	2/15/2023
1910	Phosphorus, total	EPA 365.4	10071202	General Chemistry	1/2/2007
4910	p-Isopropyltoluene	EPA 8260D	10307127	Volatile Organics	2/15/2023
1125	Potassium	EPA 6010D	10155950	Metals	2/15/2023
1125	Potassium	EPA 6020B	10156420	Metals	4/11/2023
6665	Pyrene	EPA 8270E	10242543	Extractable Organics	2/15/2023
5095	Pyridine	EPA 8270E	10242543	Extractable Organics	2/15/2023
4440	sec-Butylbenzene	EPA 8260D	10307127	Volatile Organics	2/15/2023
1140	Selenium	EPA 6010D	10155950	Metals	4/11/2023
1140	Selenium	EPA 6020B	10156420	Metals	2/15/2023
1150	Silver	EPA 6010D	10155950	Metals	4/11/2023
1150	Silver	EPA 6020B	10156420	Metals	2/15/2023
1155	Sodium	EPA 6010D	10155950	Metals	2/15/2023
1155	Sodium	EPA 6020B	10156420	Metals	4/11/2023
1160	Strontium	EPA 6010D	10155950	Metals	4/11/2023
1160	Strontium	EPA 6020B	10156420	Metals	2/15/2023
5100	Styrene	EPA 8260D	10307127	Volatile Organics	2/15/2023
2000	Sulfate	EPA 9056A	10199607	General Chemistry	4/11/2023

Attachment to Certificate #: E83018-98, expiration date June 30, 2024. This listing of accredited analytes should be used only when associated with a valid certificate.

State Laboratory ID: E83018 **EPA Lab Code: FL00091** **(407) 339-5984**

E83018
Eurofins Orlando
481 Newburyport Avenue
Altamonte Springs, FL 32701

Matrix: Solid and Chemical Materials

Analyte#	Analyte	Method/Tech	Method Code	Category	Effective Date
1460	Synthetic Precipitation Leaching Procedure (SPLP)	EPA 1312	10119003	General Chemistry	9/20/2012
4445	tert-Butylbenzene	EPA 8260D	10307127	Volatile Organics	2/15/2023
5115	Tetrachloroethylene (Perchloroethylene)	EPA 8260D	10307127	Volatile Organics	2/15/2023
1165	Thallium	EPA 6010D	10155950	Metals	4/11/2023
1165	Thallium	EPA 6020B	10156420	Metals	2/15/2023
1180	Titanium	EPA 6010D	10155950	Metals	4/11/2023
5140	Toluene	EPA 8260D	10307127	Volatile Organics	2/15/2023
1645	Total cyanide	EPA 9014	10193803	General Chemistry	4/11/2023
1825	Total nitrate-nitrite	EPA 353.2	10067604	General Chemistry	1/2/2007
1825	Total nitrate-nitrite	EPA 9056A	10199607	General Chemistry	4/11/2023
2050	Total Petroleum Hydrocarbons (TPH)	FL-PRO	90015808	Extractable Organics	6/1/2001
8250	Toxaphene (Chlorinated camphene)	EPA 8081B	10178811	Pesticides-Herbicides-PCB's	2/15/2023
1466	Toxicity Characteristic Leaching Procedure (TCLP)	EPA 1311	10118806	General Chemistry	6/1/2001
4700	trans-1,2-Dichloroethylene	EPA 8260D	10307127	Volatile Organics	2/15/2023
4685	trans-1,3-Dichloropropene	EPA 8260D	10307127	Volatile Organics	2/15/2023
5170	Trichloroethene (Trichloroethylene)	EPA 8260D	10307127	Volatile Organics	2/15/2023
5175	Trichlorofluoromethane	EPA 8260D	10307127	Volatile Organics	2/15/2023
1185	Vanadium	EPA 6010D	10155950	Metals	4/11/2023
1185	Vanadium	EPA 6020B	10156420	Metals	2/15/2023
5225	Vinyl acetate	EPA 8260D	10307127	Volatile Organics	2/15/2023
5235	Vinyl chloride	EPA 8260D	10307127	Volatile Organics	2/15/2023
5260	Xylene (total)	EPA 8260D	10307127	Volatile Organics	2/15/2023
1190	Zinc	EPA 6010D	10155950	Metals	4/11/2023
1190	Zinc	EPA 6020B	10156420	Metals	2/15/2023

APPENDIX C

Well Condition Assessment Forms and Well Maintenance and Repair Documentation Memorandum

APPENDIX C

Well Maintenance and Repair Documentation Memorandum

TECHNICAL MEMORANDUM

DATE August 19, 2024

TO Joju Abraham, PG
Southern Company Services

CC Ben Hodges, Georgia Power Company

FROM WSP USA Inc.

PLANT SCHERER CELL 1, CELL 3, AND PAC ASH CELL – WELL MAINTENANCE AND REPAIR DOCUMENTATION

GEORGIA POWER COMPANY

WSP USA Inc. (WSP) has prepared this memorandum to provide documentation of groundwater monitoring well maintenance and/or repair performed at Plant Scherer Cell 1, Cell 3, and PAC Ash Cell during the semi-annual reporting period. Repairs and maintenance were completed in accordance with the Georgia Environmental Protection Division (GAEPD) guidance on routine visual inspections of groundwater monitoring wells.

Table 1: Plant Scherer Cell 1, Cell 3, and PAC Ash Cell – Well Maintenance Summary

Georgia Power Site/Unit	Date Performed	Well ID	Maintenance/Repair Performed
Scherer / Landfill	04/2024	GWC-1	Cleared overgrowth from well pad
Scherer / Landfill	04/2024	GWA-17	Cleared anthill from well pad
Scherer / Landfill	04/2024	GWA-18	Cleared anthill from well pad
Scherer / Landfill	04/2024	GWA-19	Cleared anthill from well pad
Scherer / Landfill	07/2024	GWA-22	Cleared anthill from well pad
Scherer / Landfill	04/2024	GWA-45	Cleared anthill from well pad
Scherer / Landfill	04/2024	GWA-48	Cleared anthill from well pad
Scherer / Landfill	04/2024	GWA-49	Cleared anthill from well pad

Georgia Power Site/Unit	Date Performed	Well ID	Maintenance/Repair Performed
Scherer / Landfill	04/2024	GWC-53	Cleared anthill from well pad

All maintenance and repairs are also documented in the 2024 semi-annual groundwater monitoring report.

WSP USA Inc.

Dawn L. Prell
Technical Principal, Hydrogeologist

Rhonda Quinn, PG
Senior Geologist

Southern Company CFS
Plant Scherer July 2024 Well O&M (July 2nd)

PZ-36I/PZ-36S – Removed ant beds from pads.

GWA-22 – No ant bed observed on pad.

Southern Company

APPENDIX C

Well Condition Assessment Forms

Site Name: Plant Scherer

Well Inspection

Date: 2/19/2024

Permit Number:_____

Field Conditions:_____

Well ID:	Location/Identification			
	Visible and accessible	Properly identified with correct well ID	Located in high traffic area; does the well require protection from traffic	Acceptable drainage around well (no standing water, not located in obvious drainage flow path)
SGWA-1	Yes	Yes	No	Yes
SGWA-2	Yes	Yes	No	Yes
SGWA-3	Yes	Yes	No	Yes
SGWA-4	Yes	Yes	No	Yes
SGWA-5	Yes	Yes	No	Yes
SGWC-6	Yes	Yes	No	Yes
SGWC-7	Yes	Yes	No	Yes
SGWC-8	Yes	Yes	No	Yes
SGWC-9	Yes	Yes	No	Yes
SGWC-10	Yes	Yes	No	Yes
SGWC-11	Yes	Yes	No	Yes
SGWC-12	Yes	Yes	No	Yes
SGWC-13	Yes	Yes	No	Yes
SGWC-14	Yes	Yes	No	Yes
SGWC-15	Yes	Yes	No	Yes
SGWC-16	Yes	Yes	No	Yes
SGWC-17	Yes	Yes	No	Yes
SGWC-18	Yes	Yes	No	Yes
SGWC-19	Yes	Yes	No	Yes
SGWC-20	Yes	Yes	No	Yes
SGWC-21	Yes	Yes	No	Yes
SGWC-22	Yes	Yes	No	Yes
SGWC-23	Yes	Yes	No	Yes
SGWA-24	Yes	Yes	No	Yes
SGWA-25	Yes	Yes	No	Yes
PZ-13S	Yes	Yes	No	Yes
PZ-14S	Yes	Yes	No	Yes
PZ-17I	Yes	Yes	No	Yes
PZ-39S	Yes	Yes	No	Yes
PZ-40I	Yes	Yes	No	Yes
PZ-41S	Yes	Yes	No	Yes
PZ-42I	Yes	Yes	No	Yes
PZ-43S	Yes	Yes	No	Yes
PZ-44I	Yes	Yes	No	Yes
PZ-69I	Yes	Yes	No	Yes
PZ-2I	Yes	Yes	No	Yes
PZ-3S	Yes	Yes	No	Yes
PZ-5I	Yes	Yes	No	Yes
PZ-9I	Yes	Yes	No	Yes

Site Name: Plant Scherer

Well Inspection

Date: 2/19/2024

Permit Number:_____

Field Conditions:_____

Well ID:	Location/Identification			
	Visible and accessible	Properly identified with correct well ID	Located in high traffic area; does the well require protection from traffic	Acceptable drainage around well (no standing water, not located in obvious drainage flow path)
PZ-10S	Yes	Yes	No	Yes
PZ-11S	Yes	Yes	No	Yes
PZ-12S	Yes	Yes	No	Yes
PZ-14I	Yes	Yes	No	Yes
PZ-15S	Yes	Yes	No	Yes
PZ-19I	Yes	Yes	No	Yes
PZ-19S	Yes	Yes	No	Yes
PZ-20I	Yes	Yes	No	Yes
PZ-21S	Yes	Yes	No	Yes
PZ-25S	Yes	Yes	No	Yes
PZ-25I	Yes	Yes	No	Yes
PZ-26S	Yes	Yes	No	Yes
PZ-27D	Yes	Yes	No	Yes
PZ-27S	Yes	Yes	No	Yes
PZ-28I	Yes	Yes	No	Yes
PZ-29S	Yes	Yes	No	Yes
PZ-30I	Yes	Yes	No	Yes
PZ-31I	Yes	Yes	No	Yes
PZ-32D	No	Yes	No	Yes
PZ-32S	No	Yes	No	Yes
PZ-33I	Yes	Yes	No	Yes
PZ-34S	Yes	Yes	No	Yes
PZ-35I	Yes	Yes	No	Yes
PZ-36I	Yes	Yes	No	Yes
PZ-36S	Yes	Yes	No	Yes
PZ-37I	Yes	Yes	No	Yes
PZ-38I	Yes	Yes	No	Yes
PZ-45D	Yes	Yes	No	Yes
PZ-46D	Yes	Yes	No	Yes
PZ-47D	Yes	Yes	No	Yes
PZ-48S	Yes	Yes	No	Yes
PZ-49D	Yes	Yes	No	Yes
PZ-49S	Yes	Yes	No	Yes
PZ-51D	Yes	Yes	No	Yes
PZ-52	Yes	Yes	No	Yes
PZ-53	Yes	Yes	No	Yes
PZ-54	Yes	Yes	No	Yes

Site Name: Plant Scherer

Well Inspection

Date: 2/19/2024

Permit Number:_____

Field Conditions:_____

Well ID:	Location/Identification			
	Visible and accessible	Properly identified with correct well ID	Located in high traffic area; does the well require protection from traffic	Acceptable drainage around well (no standing water, not located in obvious drainage flow path)
PZ-55	Yes	Yes	No	Yes
PZ-56	Yes	Yes	No	Yes
PZ-57	Yes	Yes	No	Yes
PZ-58	Yes	Yes	No	Yes
PZ-59S	Yes	Yes	No	Yes
PZ-59D	Yes	Yes	No	Yes
PZ-60S	Yes	Yes	No	Yes
PZ-60D	Yes	Yes	No	Yes
PZ-61	Yes	Yes	No	Yes
PZ-62	Yes	Yes	No	Yes
PZ-63	Yes	Yes	No	Yes
PZ-64	Yes	Yes	No	Yes
PZ-65	Yes	Yes	No	Yes
PZ-66D	Yes	Yes	No	Yes
PZ-66	Yes	Yes	No	Yes
PZ-67D	Yes	Yes	No	Yes
PZ-67	Yes	Yes	No	Yes
PZ-68	Yes	Yes	No	Yes
LPZ-01	Yes	Yes	No	Yes
LPZ-02	Yes	Yes	No	Yes
LPZ-03	Yes	Yes	No	Yes
LPZ-04	Yes	Yes	No	Yes
LPZ-05	Yes	Yes	No	Yes
B-102A	Yes	Yes	No	Yes
B-102B	Yes	Yes	No	Yes
B-103A	Yes	Yes	No	Yes
B-103B	Yes	Yes	No	Yes
B-104A	Yes	Yes	No	Yes
B-104B	Yes	Yes	No	Yes
GWC-30	Yes	Yes	No	Yes
GWC-31	Yes	Yes	No	Yes
GWC-32	Yes	Yes	No	Yes
GWC-33A	Yes	Yes	No	Yes
GWC-34	Yes	Yes	No	Yes
GWC-35	Yes	Yes	No	Yes
GWC-36	Yes	Yes	No	Yes
GWC-37	Yes	Yes	No	Yes

Site Name: Plant Scherer

Well Inspection

Date: 2/19/2024

Permit Number:_____

Field Conditions:_____

Well ID:	Location/Identification			
	Visible and accessible	Properly identified with correct well ID	Located in high traffic area; does the well require protection from traffic	Acceptable drainage around well (no standing water, not located in obvious drainage flow path)
GWC-38	Yes	Yes	No	Yes
GWA-39	Yes	Yes	No	Yes
GWA-40	Yes	Yes	No	Yes
GWA-41	Yes	Yes	No	Yes
GWA-42	Yes	Yes	No	Yes
GWA-43	Yes	Yes	No	Yes
GWA-44	Yes	Yes	No	Yes
GWA-44A	Yes	Yes	No	Yes
GWA-54	Yes	Yes	No	Yes
GWC-1	Yes	Yes	No	Yes
GWC-2	Yes	Yes	No	Yes
GWC-3	Yes	Yes	No	Yes
GWC-4	Yes	Yes	No	Yes
GWC-5	Yes	Yes	No	Yes
GWC-6	Yes	Yes	No	Yes
GWC-7	Yes	Yes	No	Yes
GWC-8	Yes	Yes	No	Yes
GWC-8A	Yes	Yes	No	Yes
GWC-9	Yes	Yes	No	Yes
GWC-10	Yes	Yes	No	Yes
GWC-11	Yes	Yes	No	Yes
GWC-12	Yes	Yes	No	Yes
GWC-13	Yes	Yes	No	Yes
GWC-14	Yes	Yes	No	Yes
GWA-15	Yes	Yes	No	Yes
GWA-16	Yes	Yes	No	Yes
GWA-17	Yes	Yes	No	Yes
GWC-18	Yes	Yes	No	Yes
GWC-19	Yes	Yes	No	Yes
GWC-20	Yes	Yes	No	Yes
GWA-21	Yes	Yes	No	Yes
GWA-22	Yes	Yes	No	Yes
GWC-29	Yes	Yes	No	Yes
GWA-45	Yes	Yes	No	Yes
GWA-46	Yes	Yes	No	Yes
GWA-47	Yes	Yes	No	Yes
GWA-48	Yes	Yes	No	Yes

Site Name: Plant Scherer

Well Inspection

Date: 2/19/2024

Permit Number:_____

Field Conditions:_____

Well ID:	Location/Identification			
	Visible and accessible	Properly identified with correct well ID	Located in high traffic area; does the well require protection from traffic	Acceptable drainage around well (no standing water, not located in obvious drainage flow path)
GWA-49	Yes	Yes	No	Yes
GWC-50	Yes	Yes	No	Yes
GWC-51	Yes	Yes	No	Yes
GWC-52	Yes	Yes	No	Yes
GWC-53	Yes	Yes	No	Yes

Site Name: Plant Scherer

Well Inspection

Date: 2/19/2024

Permit Number:_____

Field Conditions:_____

Well ID:	Protective Casing				
	Free from apparent damage and able to be secured	No degradation or deterioration	Functioning weep hole	Annular space clear of debris and water, or filled with pea gravel/sand	Locked and is the lock in good condition
SGWA-1	Yes	Yes	Yes	Yes	Yes
SGWA-2	Yes	Yes	Yes	Yes	Yes
SGWA-3	Yes	Yes	Yes	Yes	Yes
SGWA-4	Yes	Yes	Yes	Yes	Yes
SGWA-5	Yes	Yes	Yes	Yes	Yes
SGWC-6	Yes	Yes	Yes	Yes	Yes
SGWC-7	Yes	Yes	Yes	Yes	Yes
SGWC-8	Yes	Yes	Yes	Yes	No
SGWC-9	Yes	Yes	Yes	Yes	Yes
SGWC-10	No	No	Yes	Yes	Yes
SGWC-11	Yes	Yes	Yes	Yes	Yes
SGWC-12	Yes	Yes	Yes	Yes	Yes
SGWC-13	Yes	Yes	Yes	Yes	No
SGWC-14	Yes	Yes	Yes	Yes	Yes
SGWC-15	Yes	Yes	Yes	Yes	Yes
SGWC-16	Yes	Yes	Yes	Yes	Yes
SGWC-17	Yes	Yes	Yes	Yes	Yes
SGWC-18	Yes	Yes	Yes	Yes	Yes
SGWC-19	Yes	Yes	Yes	Yes	Yes
SGWC-20	Yes	Yes	Yes	Yes	No
SGWC-21	Yes	Yes	Yes	Yes	Yes
SGWC-22	Yes	Yes	Yes	Yes	Yes
SGWC-23	Yes	Yes	Yes	Yes	Yes
SGWA-24	Yes	Yes	Yes	Yes	Yes
SGWA-25	Yes	Yes	Yes	Yes	Yes
PZ-13S	Yes	Yes	Yes	Yes	Yes
PZ-14S	Yes	Yes	Yes	Yes	Yes
PZ-17I	Yes	Yes	Yes	Yes	Yes
PZ-39S	Yes	Yes	Yes	Yes	Yes
PZ-40I	Yes	Yes	Yes	Yes	Yes
PZ-41S	Yes	Yes	Yes	Yes	Yes
PZ-42I	Yes	Yes	Yes	Yes	Yes
PZ-43S	Yes	Yes	Yes	Yes	Yes
PZ-44I	Yes	Yes	Yes	Yes	Yes
PZ-69I	Yes	Yes	Yes	Yes	Yes
PZ-2I	Yes	Yes	Yes	Yes	Yes
PZ-3S	Yes	Yes	Yes	Yes	Yes
PZ-5I	Yes	Yes	Yes	Yes	Yes
PZ-9I	Yes	Yes	Yes	Yes	Yes

Site Name: Plant Scherer

Well Inspection

Date: 2/19/2024

Permit Number:_____

Field Conditions:_____

Well ID:	Protective Casing				
	Free from apparent damage and able to be secured	No degradation or deterioration	Functioning weep hole	Annular space clear of debris and water, or filled with pea gravel/sand	Locked and is the lock in good condition
PZ-10S	Yes	Yes	Yes	Yes	Yes
PZ-11S	Yes	Yes	Yes	Yes	Yes
PZ-12S	Yes	Yes	Yes	Yes	Yes
PZ-14I	Yes	Yes	Yes	Yes	Yes
PZ-15S	Yes	Yes	Yes	Yes	Yes
PZ-19I	Yes	Yes	Yes	Yes	Yes
PZ-19S	Yes	Yes	Yes	Yes	Yes
PZ-20I	Yes	Yes	Yes	Yes	Yes
PZ-21S	Yes	Yes	Yes	Yes	Yes
PZ-25S	Yes	Yes	Yes	Yes	Yes
PZ-25I	Yes	Yes	Yes	Yes	Yes
PZ-26S	Yes	Yes	Yes	Yes	Yes
PZ-27D	Yes	Yes	Yes	Yes	Yes
PZ-27S	Yes	Yes	Yes	Yes	Yes
PZ-28I	Yes	Yes	Yes	Yes	Yes
PZ-29S	Yes	Yes	Yes	Yes	Yes
PZ-30I	Yes	Yes	Yes	Yes	Yes
PZ-31I	Yes	Yes	Yes	Yes	Yes
PZ-32D	Yes	Yes	Yes	Yes	Yes
PZ-32S	Yes	Yes	Yes	Yes	Yes
PZ-33I	Yes	Yes	Yes	Yes	Yes
PZ-34S	Yes	Yes	Yes	Yes	Yes
PZ-35I	Yes	Yes	Yes	Yes	Yes
PZ-36I	Yes	Yes	Yes	Yes	Yes
PZ-36S	Yes	Yes	Yes	Yes	Yes
PZ-37I	Yes	Yes	Yes	Yes	Yes
PZ-38I	Yes	Yes	Yes	Yes	Yes
PZ-45D	Yes	Yes	Yes	Yes	Yes
PZ-46D	Yes	Yes	Yes	Yes	Yes
PZ-47D	Yes	Yes	Yes	Yes	Yes
PZ-48S	Yes	Yes	Yes	Yes	Yes
PZ-49D	Yes	Yes	Yes	Yes	Yes
PZ-49S	Yes	Yes	Yes	Yes	Yes
PZ-51D	Yes	Yes	Yes	Yes	Yes
PZ-52	Yes	Yes	Yes	Yes	Yes
PZ-53	Yes	Yes	Yes	Yes	Yes
PZ-54	Yes	Yes	Yes	Yes	Yes

Site Name: Plant Scherer

Well Inspection

Date: 2/19/2024

Permit Number:_____

Field Conditions:_____

Well ID:	Protective Casing				
	Free from apparent damage and able to be secured	No degradation or deterioration	Functioning weep hole	Annular space clear of debris and water, or filled with pea gravel/sand	Locked and is the lock in good condition
PZ-55	Yes	Yes	Yes	Yes	Yes
PZ-56	Yes	Yes	Yes	Yes	Yes
PZ-57	Yes	Yes	Yes	Yes	Yes
PZ-58	Yes	Yes	Yes	Yes	Yes
PZ-59S	Yes	Yes	Yes	Yes	Yes
PZ-59D	Yes	Yes	Yes	Yes	Yes
PZ-60S	Yes	Yes	Yes	Yes	Yes
PZ-60D	Yes	Yes	Yes	Yes	Yes
PZ-61	Yes	Yes	Yes	Yes	Yes
PZ-62	Yes	Yes	Yes	Yes	Yes
PZ-63	Yes	Yes	Yes	Yes	Yes
PZ-64	Yes	Yes	Yes	Yes	Yes
PZ-65	Yes	Yes	Yes	Yes	Yes
PZ-66D	Yes	Yes	Yes	Yes	Yes
PZ-66	Yes	Yes	Yes	Yes	Yes
PZ-67D	Yes	Yes	Yes	Yes	Yes
PZ-67	Yes	Yes	Yes	Yes	Yes
PZ-68	Yes	Yes	Yes	Yes	Yes
LPZ-01	Yes	Yes	Yes	Yes	Yes
LPZ-02	Yes	Yes	Yes	Yes	Yes
LPZ-03	Yes	Yes	Yes	Yes	Yes
LPZ-04	No	No	No	No	No
LPZ-05	Yes	Yes	Yes	Yes	Yes
B-102A	Yes	Yes	Yes	Yes	Yes
B-102B	Yes	Yes	Yes	Yes	Yes
B-103A	Yes	Yes	Yes	Yes	Yes
B-103B	Yes	Yes	Yes	Yes	Yes
B-104A	Yes	Yes	Yes	Yes	Yes
B-104B	Yes	Yes	Yes	Yes	Yes
GWC-30	Yes	Yes	Yes	Yes	Yes
GWC-31	Yes	Yes	Yes	Yes	Yes
GWC-32	Yes	Yes	Yes	Yes	Yes
GWC-33A	Yes	Yes	Yes	Yes	Yes
GWC-34	Yes	Yes	Yes	Yes	Yes
GWC-35	Yes	Yes	Yes	Yes	Yes
GWC-36	Yes	Yes	Yes	Yes	Yes
GWC-37	Yes	Yes	Yes	Yes	Yes

Site Name: Plant Scherer

Well Inspection

Date: 2/19/2024

Permit Number:_____

Field Conditions:_____

Well ID:	Protective Casing				
	Free from apparent damage and able to be secured	No degradation or deterioration	Functioning weep hole	Annular space clear of debris and water, or filled with pea gravel/sand	Locked and is the lock in good condition
GWC-38	Yes	Yes	Yes	Yes	Yes
GWA-39	Yes	Yes	Yes	Yes	Yes
GWA-40	Yes	Yes	Yes	Yes	Yes
GWA-41	Yes	Yes	Yes	Yes	Yes
GWA-42	Yes	Yes	Yes	Yes	Yes
GWA-43	Yes	Yes	Yes	Yes	Yes
GWA-44	Yes	Yes	Yes	Yes	Yes
GWA-44A	Yes	Yes	Yes	Yes	Yes
GWA-54	Yes	Yes	Yes	Yes	Yes
GWC-1	Yes	Yes	Yes	Yes	Yes
GWC-2	Yes	Yes	Yes	Yes	Yes
GWC-3	Yes	Yes	Yes	Yes	Yes
GWC-4	Yes	Yes	Yes	Yes	Yes
GWC-5	Yes	Yes	Yes	Yes	Yes
GWC-6	Yes	Yes	Yes	Yes	Yes
GWC-7	Yes	Yes	Yes	Yes	Yes
GWC-8	Yes	Yes	Yes	Yes	Yes
GWC-8A	Yes	Yes	Yes	Yes	Yes
GWC-9	Yes	Yes	Yes	Yes	Yes
GWC-10	Yes	Yes	Yes	Yes	Yes
GWC-11	Yes	Yes	Yes	Yes	Yes
GWC-12	Yes	Yes	Yes	Yes	Yes
GWC-13	Yes	Yes	Yes	Yes	Yes
GWC-14	Yes	Yes	Yes	Yes	Yes
GWA-15	Yes	Yes	Yes	Yes	Yes
GWA-16	Yes	Yes	Yes	Yes	Yes
GWA-17	Yes	Yes	Yes	Yes	Yes
GWC-18	Yes	Yes	Yes	Yes	Yes
GWC-19	Yes	Yes	Yes	Yes	Yes
GWC-20	Yes	Yes	Yes	Yes	Yes
GWA-21	Yes	Yes	Yes	Yes	Yes
GWA-22	Yes	Yes	Yes	Yes	Yes
GWC-29	Yes	Yes	Yes	Yes	Yes
GWA-45	Yes	Yes	Yes	Yes	Yes
GWA-46	Yes	Yes	Yes	Yes	Yes
GWA-47	Yes	Yes	Yes	Yes	Yes
GWA-48	Yes	Yes	Yes	Yes	Yes

Site Name: Plant Scherer

Well Inspection

Date: 2/19/2024

Permit Number:_____

Field Conditions:_____

Well ID:	Protective Casing				
	Free from apparent damage and able to be secured	No degradation or deterioration	Functioning weep hole	Annular space clear of debris and water, or filled with pea gravel/sand	Locked and is the lock in good condition
GWA-49	Yes	Yes	Yes	Yes	Yes
GWC-50	Yes	Yes	Yes	Yes	Yes
GWC-51	Yes	Yes	Yes	Yes	Yes
GWC-52	Yes	Yes	Yes	Yes	Yes
GWC-53	Yes	Yes	Yes	Yes	Yes

Site Name: Plant Scherer

Well Inspection

Date: 2/19/2024

Permit Number:_____

Field Conditions:_____

Well ID:	Surface Pad			Internal Casing		
	Good condition (not cracked/ broken)	Sloped away from the protective casing	In complete contact with the ground surface and stable	Cap prevents entry of foreign material into the well	Free of kinks/bends, or any obstructions from foreign objects (such as bailers)	Properly vented for equilibration of air pressure
SGWA-1	Yes	Yes	Yes	Yes	Yes	Yes
SGWA-2	Yes	Yes	Yes	Yes	Yes	Yes
SGWA-3	Yes	Yes	Yes	Yes	Yes	Yes
SGWA-4	Yes	Yes	Yes	Yes	Yes	Yes
SGWA-5	Yes	Yes	Yes	Yes	Yes	Yes
SGWC-6	Yes	Yes	Yes	Yes	Yes	Yes
SGWC-7	Yes	Yes	Yes	Yes	Yes	Yes
SGWC-8	Yes	Yes	Yes	Yes	Yes	Yes
SGWC-9	Yes	Yes	Yes	Yes	Yes	Yes
SGWC-10	Yes	Yes	Yes	Yes	Yes	Yes
SGWC-11	Yes	Yes	Yes	Yes	Yes	Yes
SGWC-12	Yes	Yes	Yes	Yes	Yes	Yes
SGWC-13	Yes	Yes	Yes	Yes	Yes	Yes
SGWC-14	Yes	Yes	Yes	Yes	Yes	Yes
SGWC-15	Yes	Yes	Yes	Yes	Yes	Yes
SGWC-16	Yes	Yes	Yes	Yes	Yes	Yes
SGWC-17	Yes	Yes	Yes	Yes	Yes	Yes
SGWC-18	Yes	Yes	Yes	Yes	Yes	Yes
SGWC-19	Yes	Yes	Yes	Yes	Yes	Yes
SGWC-20	Yes	Yes	Yes	Yes	Yes	Yes
SGWC-21	Yes	Yes	Yes	Yes	Yes	Yes
SGWC-22	Yes	Yes	Yes	Yes	Yes	Yes
SGWC-23	Yes	Yes	Yes	Yes	Yes	Yes
SGWA-24	Yes	Yes	Yes	Yes	Yes	Yes
SGWA-25	Yes	Yes	Yes	Yes	Yes	Yes
PZ-13S	Yes	Yes	Yes	Yes	Yes	Yes
PZ-14S	Yes	Yes	Yes	Yes	Yes	Yes
PZ-17I	Yes	Yes	Yes	Yes	Yes	Yes
PZ-39S	Yes	Yes	Yes	Yes	Yes	Yes
PZ-40I	Yes	Yes	Yes	Yes	Yes	Yes
PZ-41S	Yes	Yes	Yes	Yes	Yes	Yes
PZ-42I	Yes	Yes	Yes	Yes	Yes	Yes
PZ-43S	Yes	Yes	Yes	No	Yes	Yes
PZ-44I	Yes	Yes	Yes	Yes	Yes	Yes
PZ-69I	Yes	Yes	Yes	Yes	Yes	Yes
PZ-2I	Yes	Yes	Yes	Yes	Yes	Yes
PZ-3S	Yes	Yes	Yes	Yes	Yes	Yes
PZ-5I	Yes	Yes	Yes	Yes	Yes	Yes
PZ-9I	Yes	Yes	Yes	Yes	Yes	Yes

Site Name: Plant Scherer

Well Inspection

Date: 2/19/2024

Permit Number:_____

Field Conditions:_____

Well ID:	Surface Pad			Internal Casing		
	Good condition (not cracked/ broken)	Sloped away from the protective casing	In complete contact with the ground surface and stable	Cap prevents entry of foreign material into the well	Free of kinks/bends, or any obstructions from foreign objects (such as bailers)	Properly vented for equilibration of air pressure
PZ-10S	Yes	Yes	Yes	Yes	Yes	Yes
PZ-11S	Yes	Yes	Yes	Yes	Yes	Yes
PZ-12S	Yes	Yes	Yes	Yes	Yes	Yes
PZ-14I	Yes	Yes	Yes	Yes	Yes	Yes
PZ-15S	Yes	Yes	Yes	Yes	Yes	Yes
PZ-19I	Yes	Yes	Yes	Yes	Yes	Yes
PZ-19S	Yes	Yes	Yes	Yes	Yes	Yes
PZ-20I	Yes	Yes	Yes	Yes	Yes	Yes
PZ-21S	Yes	Yes	Yes	Yes	Yes	Yes
PZ-25S	Yes	Yes	Yes	Yes	Yes	Yes
PZ-25I	Yes	Yes	Yes	Yes	Yes	Yes
PZ-26S	Yes	Yes	Yes	Yes	Yes	Yes
PZ-27D	Yes	Yes	Yes	Yes	Yes	Yes
PZ-27S	Yes	Yes	Yes	Yes	Yes	Yes
PZ-28I	Yes	Yes	Yes	Yes	Yes	Yes
PZ-29S	Yes	Yes	Yes	Yes	Yes	Yes
PZ-30I	Yes	Yes	Yes	Yes	Yes	Yes
PZ-31I	Yes	Yes	Yes	Yes	Yes	Yes
PZ-32D	No	Yes	Yes	Yes	Yes	Yes
PZ-32S	No	Yes	Yes	Yes	Yes	Yes
PZ-33I	Yes	Yes	Yes	Yes	Yes	Yes
PZ-34S	Yes	Yes	Yes	Yes	Yes	Yes
PZ-35I	Yes	Yes	Yes	Yes	Yes	Yes
PZ-36I	No	Yes	Yes	Yes	Yes	Yes
PZ-36S	Yes	Yes	Yes	Yes	Yes	Yes
PZ-37I	Yes	Yes	Yes	Yes	Yes	Yes
PZ-38I	Yes	Yes	Yes	Yes	Yes	Yes
PZ-45D	Yes	Yes	Yes	Yes	Yes	Yes
PZ-46D	Yes	Yes	Yes	Yes	Yes	Yes
PZ-47D	Yes	Yes	Yes	Yes	Yes	Yes
PZ-48S	Yes	Yes	Yes	Yes	Yes	Yes
PZ-49D	Yes	Yes	Yes	Yes	Yes	Yes
PZ-49S	Yes	Yes	Yes	Yes	Yes	Yes
PZ-51D	Yes	Yes	Yes	Yes	Yes	Yes
PZ-52	Yes	Yes	Yes	Yes	Yes	Yes
PZ-53	Yes	Yes	Yes	Yes	Yes	Yes
PZ-54	Yes	Yes	Yes	Yes	Yes	Yes

Site Name: Plant Scherer

Well Inspection

Date: 2/19/2024

Permit Number:_____

Field Conditions:_____

Well ID:	Surface Pad			Internal Casing		
	Good condition (not cracked/ broken)	Sloped away from the protective casing	In complete contact with the ground surface and stable	Cap prevents entry of foreign material into the well	Free of kinks/bends, or any obstructions from foreign objects (such as bailers)	Properly vented for equilibration of air pressure
PZ-55	Yes	Yes	Yes	Yes	Yes	Yes
PZ-56	Yes	Yes	Yes	Yes	Yes	Yes
PZ-57	Yes	Yes	Yes	Yes	Yes	Yes
PZ-58	Yes	Yes	Yes	Yes	Yes	Yes
PZ-59S	Yes	Yes	Yes	Yes	Yes	Yes
PZ-59D	Yes	Yes	Yes	Yes	Yes	Yes
PZ-60S	Yes	Yes	Yes	Yes	Yes	Yes
PZ-60D	Yes	Yes	Yes	Yes	Yes	Yes
PZ-61	Yes	Yes	Yes	Yes	Yes	Yes
PZ-62	Yes	Yes	Yes	Yes	Yes	Yes
PZ-63	Yes	Yes	Yes	Yes	Yes	Yes
PZ-64	Yes	Yes	Yes	Yes	Yes	Yes
PZ-65	Yes	Yes	Yes	Yes	Yes	Yes
PZ-66D	Yes	Yes	Yes	Yes	Yes	Yes
PZ-66	Yes	Yes	Yes	Yes	Yes	Yes
PZ-67D	Yes	Yes	Yes	Yes	Yes	Yes
PZ-67	Yes	Yes	Yes	Yes	Yes	Yes
PZ-68	Yes	Yes	Yes	Yes	Yes	Yes
LPZ-01	Yes	Yes	Yes	Yes	Yes	Yes
LPZ-02	Yes	Yes	Yes	Yes	Yes	Yes
LPZ-03	Yes	Yes	Yes	Yes	Yes	Yes
LPZ-04	No	No	No	No	No	Yes
LPZ-05	Yes	Yes	Yes	Yes	Yes	Yes
B-102A	Yes	Yes	Yes	Yes	Yes	Yes
B-102B	Yes	Yes	Yes	Yes	Yes	Yes
B-103A	Yes	Yes	Yes	Yes	Yes	Yes
B-103B	Yes	Yes	Yes	Yes	Yes	Yes
B-104A	Yes	Yes	Yes	Yes	Yes	Yes
B-104B	Yes	Yes	Yes	Yes	Yes	Yes
GWC-30	Yes	Yes	Yes	Yes	Yes	Yes
GWC-31	Yes	Yes	Yes	Yes	Yes	Yes
GWC-32	Yes	Yes	Yes	Yes	Yes	Yes
GWC-33A	Yes	Yes	Yes	Yes	Yes	Yes
GWC-34	Yes	Yes	Yes	Yes	Yes	Yes
GWC-35	Yes	Yes	Yes	Yes	Yes	Yes
GWC-36	Yes	Yes	Yes	Yes	Yes	Yes
GWC-37	Yes	Yes	Yes	Yes	Yes	Yes

Site Name: Plant Scherer

Well Inspection

Date: 2/19/2024

Permit Number:_____

Field Conditions:_____

Well ID:	Surface Pad			Internal Casing		
	Good condition (not cracked/ broken)	Sloped away from the protective casing	In complete contact with the ground surface and stable	Cap prevents entry of foreign material into the well	Free of kinks/bends, or any obstructions from foreign objects (such as bailers)	Properly vented for equilibration of air pressure
GWC-38	Yes	Yes	Yes	Yes	Yes	Yes
GWA-39	Yes	Yes	Yes	Yes	Yes	Yes
GWA-40	Yes	Yes	Yes	Yes	Yes	Yes
GWA-41	Yes	Yes	Yes	Yes	Yes	Yes
GWA-42	Yes	Yes	Yes	Yes	Yes	Yes
GWA-43	Yes	Yes	Yes	Yes	Yes	Yes
GWA-44	Yes	Yes	Yes	Yes	Yes	Yes
GWA-44A	Yes	Yes	Yes	Yes	Yes	Yes
GWA-54	Yes	Yes	Yes	Yes	Yes	Yes
GWC-1	Yes	Yes	Yes	Yes	Yes	Yes
GWC-2	Yes	Yes	Yes	Yes	Yes	Yes
GWC-3	Yes	Yes	Yes	Yes	Yes	Yes
GWC-4	Yes	Yes	Yes	Yes	Yes	Yes
GWC-5	Yes	Yes	Yes	Yes	Yes	Yes
GWC-6	Yes	Yes	Yes	Yes	Yes	Yes
GWC-7	Yes	Yes	Yes	Yes	Yes	Yes
GWC-8	Yes	Yes	Yes	Yes	Yes	Yes
GWC-8A	Yes	Yes	Yes	Yes	Yes	Yes
GWC-9	Yes	Yes	Yes	Yes	Yes	Yes
GWC-10	Yes	Yes	Yes	Yes	Yes	Yes
GWC-11	Yes	Yes	Yes	Yes	Yes	Yes
GWC-12	Yes	Yes	Yes	Yes	Yes	Yes
GWC-13	Yes	Yes	Yes	Yes	Yes	Yes
GWC-14	Yes	Yes	Yes	Yes	Yes	Yes
GWA-15	Yes	Yes	Yes	Yes	Yes	Yes
GWA-16	Yes	Yes	Yes	Yes	Yes	Yes
GWA-17	Yes	Yes	Yes	Yes	Yes	Yes
GWC-18	Yes	Yes	Yes	Yes	Yes	Yes
GWC-19	Yes	Yes	Yes	Yes	Yes	Yes
GWC-20	Yes	Yes	Yes	Yes	Yes	Yes
GWA-21	Yes	Yes	Yes	Yes	Yes	Yes
GWA-22	No	Yes	Yes	No	Yes	Yes
GWC-29	Yes	Yes	Yes	Yes	Yes	Yes
GWA-45	Yes	Yes	Yes	Yes	Yes	Yes
GWA-46	Yes	Yes	Yes	Yes	Yes	Yes
GWA-47	Yes	Yes	Yes	Yes	Yes	Yes
GWA-48	Yes	Yes	Yes	Yes	Yes	Yes

Well Inspection

Site Name: Plant Scherer

Date: 2/19/2024

Permit Number:_____

Field Conditions:_____

Well ID:	Surface Pad			Internal Casing		
	Good condition (not cracked/ broken)	Sloped away from the protective casing	In complete contact with the ground surface and stable	Cap prevents entry of foreign material into the well	Free of kinks/bends, or any obstructions from foreign objects (such as bailers)	Properly vented for equilibration of air pressure
GWA-49	Yes	Yes	Yes	Yes	Yes	Yes
GWC-50	Yes	Yes	Yes	Yes	Yes	Yes
GWC-51	Yes	Yes	Yes	No	Yes	Yes
GWC-52	Yes	Yes	Yes	Yes	Yes	Yes
GWC-53	Yes	Yes	Yes	Yes	Yes	Yes

Site Name: Plant Scherer

Well Inspection

Date: 2/19/2024

Permit Number:_____

Field Conditions:_____

Well ID:	Corrective actions as needed, by date:
SGWA-1	
SGWA-2	
SGWA-3	Clear overgrowth from well pad
SGWA-4	Replace well lid. Clear overgrowth from well pad
SGWA-5	
SGWC-6	Clear overgrowth from well pad
SGWC-7	
SGWC-8	Replace broken latch
SGWC-9	
SGWC-10	Lid on protective casing rusted, difficult to close. Needs replacement. Clear overgrowth from well pad
SGWC-11	
SGWC-12	
SGWC-13	Replace lock tab and hinge on well casing
SGWC-14	
SGWC-15	Clear anthill from well pad
SGWC-16	Clear anthill from well pad
SGWC-17	
SGWC-18	
SGWC-19	
SGWC-20	Replace lock tab
SGWC-21	
SGWC-22	
SGWC-23	
SGWA-24	
SGWA-25	
PZ-13S	
PZ-14S	
PZ-17I	
PZ-39S	
PZ-40I	
PZ-41S	
PZ-42I	
PZ-43S	Missing well cap.
PZ-44I	
PZ-69I	
PZ-2I	
PZ-3S	
PZ-5I	
PZ-9I	

Site Name: Plant Scherer

Well Inspection

Date: 2/19/2024

Permit Number:_____

Field Conditions:_____

Well ID:	Corrective actions as needed, by date:
PZ-10S	Clear overgrowth from well pad
PZ-11S	Clear overgrowth from well pad
PZ-12S	
PZ-14I	
PZ-15S	
PZ-19I	
PZ-19S	
PZ-20I	
PZ-21S	
PZ-25S	
PZ-25I	
PZ-26S	
PZ-27D	
PZ-27S	
PZ-28I	
PZ-29S	
PZ-30I	
PZ-31I	
PZ-32D	Clear overgrowth from well pad and areas surrounding
PZ-32S	Clear overgrowth from well pad and areas surrounding
PZ-33I	
PZ-34S	
PZ-35I	
PZ-36I	Ant hill on surface pad, needs removal
PZ-36S	
PZ-37I	
PZ-38I	
PZ-45D	Clear overgrowth from well pad
PZ-46D	Clear overgrowth from well pad
PZ-47D	Clear overgrowth from well pad
PZ-48S	
PZ-49D	
PZ-49S	Clear overgrowth from well pad
PZ-51D	
PZ-52	
PZ-53	
PZ-54	

Site Name: Plant Scherer

Well Inspection

Date: 2/19/2024

Permit Number:_____

Field Conditions:_____

Well ID:	Corrective actions as needed, by date:
PZ-55	Clear overgrowth from well pad
PZ-56	
PZ-57	
PZ-58	
PZ-59S	
PZ-59D	
PZ-60S	
PZ-60D	
PZ-61	
PZ-62	
PZ-63	
PZ-64	
PZ-65	
PZ-66D	
PZ-66	
PZ-67D	
PZ-67	
PZ-68	
LPZ-01	
LPZ-02	
LPZ-03	Clear overgrowth from well pad
LPZ-04	Well destroyed, see picture. Appears to have been hit with vehicle. Casing parallel to ground.
LPZ-05	Clear overgrowth from well pad
B-102A	
B-102B	
B-103A	
B-103B	
B-104A	
B-104B	
GWC-30	
GWC-31	
GWC-32	
GWC-33A	
GWC-34	
GWC-35	
GWC-36	
GWC-37	

Site Name: Plant Scherer

Well Inspection

Date: 2/19/2024

Permit Number:_____

Field Conditions:_____

Well ID:	Corrective actions as needed, by date:
GWC-38	
GWA-39	
GWA-40	
GWA-41	
GWA-42	
GWA-43	
GWA-44	
GWA-44A	
GWA-54	
GWC-1	Clear overgrowth from well pad
GWC-2	
GWC-3	
GWC-4	
GWC-5	
GWC-6	
GWC-7	
GWC-8	
GWC-8A	
GWC-9	
GWC-10	
GWC-11	
GWC-12	
GWC-13	
GWC-14	
GWA-15	
GWA-16	
GWA-17	Clear anthill from well pad
GWC-18	Clear anthill from well pad
GWC-19	Clear anthill from well pad
GWC-20	
GWA-21	
GWA-22	Ant hill on surface pad, needs removal. Missing well cap.
GWC-29	
GWA-45	Clear anthill from well pad
GWA-46	
GWA-47	
GWA-48	Clear anthill from well pad

Well Inspection

Site Name: Plant Scherer

Date: 2/19/2024

Permit Number:_____

Field Conditions:_____

Well ID:	Corrective actions as needed, by date:
GWA-49	Clear anthill from well pad
GWC-50	
GWC-51	Missing well cap.
GWC-52	
GWC-53	Clear anthill from well pad

APPENDIX D

Historical Surface Water Monitoring Data

Surface Water Analytical Data Summary
February 2024
Georgia Power Company
Plant Scherer - Cell 1 and PAC Ash Cell
Monroe County, GA

	Sample Location	SWA-1	SWA-2	SWA-3	SWC-4	SWC-5	SWC-6	SWC-7	SWC-8	SWC-9
	Sample Date	02/29/2024	02/26/2024	02/29/2024	02/29/2024	02/29/2024	02/29/2024	02/29/2024	02/29/2024	02/29/2024
ANALYTE	UNITS									
APPENDIX III										
pH, Field	SU	7.80	7.07	7.09	7.56	--	7.67	7.83	7.19	--
Oxidation Reduction Potential	mV	77.29	-3.04	22.77	14.35	--	39.8	46.1	14.41	--
Specific Conductance	uS/cm	179.9	619.18	254.79	319.83	--	106.96	249.23	397.38	--
Dissolved Oxygen	mg/L	8.97	7.88	9.12	9.73	--	10.27	10.29	8.88	--
Temperature	C	10.55	18.21	13.23	13.66	--	11.59	12.15	13.66	--
Turbidity	NTU	9.49	3.75	5.2	5.84	--	7.39	7.22	4.56	--
APPENDIX III										
Boron	mg/L	0.23	1.2	0.47	0.57	--	0.028 J	0.37	0.93	--
Calcium	mg/L	15	37	14	24	--	11	22	28	--
Chloride	mg/L	4.7	14	13	9.4	--	3.0	7.4	12	--
Fluoride	mg/L	< 0.40	< 1.0	< 0.40	< 0.40	--	< 0.20	< 0.40	< 0.40	--
Sulfate	mg/L	42	230	79	96	--	1.3	61	140	--
Total Dissolved Solids	mg/L	120	380	160	200	--	85	160	240	--
STATE REQUIRED INORGANICS										
Chemical Oxygen Demand	mg/L	16	< 5.0	< 5.0	NA	--	NA	7.9 J	NA	--
Cyanide	mg/L	0.0066 J	0.0077 J	0.0079 J	NA	--	NA	0.0082 J	NA	--
Organic Carbon, Total	mg/L	4.7	1.1	0.78 J	NA	--	NA	2.6	NA	--
STATE REQUIRED METALS										
Antimony	mg/L	< 0.00034	< 0.00034	< 0.00034	< 0.00034	--	< 0.00034	< 0.00034	< 0.00034	--
Arsenic	mg/L	< 0.00086	< 0.00086	< 0.00086	< 0.00086	--	< 0.00086	< 0.00086	< 0.00086	--
Barium	mg/L	0.050	0.069	0.047	0.070	--	0.028	0.059	0.064	--
Beryllium	mg/L	< 0.00020	< 0.00020	< 0.00020	< 0.00020	--	< 0.00020	< 0.00020	< 0.00020	--
Cadmium	mg/L	< 0.000078	< 0.000078	< 0.000078	< 0.000078	--	< 0.000078	< 0.000078	< 0.000078	--
Chromium	mg/L	0.0014 J	< 0.0012	0.0012 J	0.0017 J	--	0.0017 J	0.0013 J	< 0.0012	--
Cobalt	mg/L	0.00022 J	0.0054	0.0048	0.0047	--	0.0018 J	0.00043 J	0.0046	--
Copper	mg/L	0.0033	< 0.0011	< 0.0011	0.0017 J	--	< 0.0011	0.0016 J	< 0.0011	--
Lead	mg/L	0.00026 J	< 0.00021	0.00024 J	0.00042 J	--	< 0.00021	< 0.00021	< 0.00021	--
Mercury	mg/L	< 0.000080	< 0.000080	< 0.000080	< 0.000080	--	< 0.000080	< 0.000080	< 0.000080	--
Nickel	mg/L	0.0014	0.0010	0.0011	0.0013	--	0.00074 J	0.00082 J	0.0011	--
Selenium	mg/L	< 0.00099	< 0.00099	< 0.00099	< 0.00099	--	< 0.00099	< 0.00099	< 0.00099	--
Silver	mg/L	< 0.00039	< 0.00039	< 0.00039	< 0.00039	--	< 0.00039	< 0.00039	< 0.00039	--
Thallium	mg/L	< 0.00026	< 0.00026	< 0.00026	< 0.00026	--	< 0.00026	< 0.00026	< 0.00026	--
Vanadium	mg/L	0.0029	0.00077 J	< 0.00063	0.0039	--	0.0023	0.0022	0.00067 J	--
Zinc	mg/L	0.0075	< 0.0028	< 0.0028	0.0037 J	--	< 0.0028	< 0.0028	< 0.0028	--
MAJOR IONS										
Alkalinity Total as CaCO3	mg/L	52	50	35	60	--	62	63	50	--
Bicarbonate Alkalinity as CaCO3	mg/L	52	50	35	60	--	62	63	50	--
Carbonate Alkalinity as CaCO3	mg/L	< 5.0	< 5.0	< 5.0	< 5.0	--	< 5.0	< 5.0	< 5.0	--
Magnesium	mg/L	5.8	21	9.1	13	--	6.0	11	16	--
Potassium	mg/L	2.3	1.2	1.4	1.3	--	1.1	2.1	1.4	--
Sodium	mg/L	13	48	26	27	--	7.3	21	37	--

Notes:

mg/L - milligrams per liter; SU - Standard Units; mV - millivolts; C - degrees Celcius; NTU - Nephelometric Turbidity Unit; uS/cm - microsiemens per centimeter.

-- Indicates location not sampled

NA - Indicates substance not analyzed

< indicates the substance was not detected above the reporting limit (RL). The value displayed is the RL.

J - The result is an estimated concentration. "J" qualifiers are applied by the laboratory when the concentration reported is above the method detection limit, but below the laboratory reporting limit.

SWA-1, SWA-2, SWA-3, and SWC-7 are sampled for chemical oxygen demand (COD), Cyanide, and total organic carbon (TOC) per site D&O Plan.

Samples from SWC-5 and SWC-9 were not collected as these locations were dry at the time of sampling.

ANALYTICAL DATA SUMMARY - SURFACE WATER - AUGUST 2023

Georgia Power Company - Plant Scherer

Juliette, Georgia

Analyte	Units	SURFACE WATER SAMPLING LOCATIONS								
		SWA-1[6]	SWA-2	SWA-3	SWC-4	SWC-5[6]	SWC-6	SWC-7	SWC-8	SWC-9[6]
Sample Date:		8/9/2023	8/9/2023	8/9/2023	8/9/2023	8/9/2023	8/9/2023	8/9/2023	8/9/2023	8/9/2023
FIELD MONITORING PARAMETERS										
pH	SU	--	7.37	7.55	7.56	--	7.88	8.04	7.38	--
ORP	millivolts	--	54.49	56.50	104.55	--	31.76	69.45	72.52	--
SPECIFIC CONDUCTANCE	uS/cm	--	723.25	287.61	457.13	--	122.50	240.74	564.01	--
DISSOLVED OXYGEN	mg/L	--	6.38	7.48	6.32	--	6.40	6.60	6.15	--
TEMPERATURE	C	--	27.52	27.92	29.66	--	29.42	28.97	28.30	--
TURBIDITY	NTU	--	3.59	5.30	1.60	--	11.2	5.75	2.88	--
APPENDIX III										
BORON, TOTAL	mg/L	--	2.3	0.60	1.1	--	0.057 J	0.44	1.7	--
CALCIUM, TOTAL	mg/L	--	55	15	35	--	11	17	43	--
CHLORIDE, TOTAL	mg/L	--	11	11	8.5	--	2.3	4.2	10	--
FLUORIDE, TOTAL	mg/L	--	0.11	0.043 J	0.092 J	--	0.095 J	0.18	0.096 J	--
SULFATE, TOTAL	mg/L	--	290	73	170	--	0.72 J	48	220	--
TOTAL DISSOLVED SOLIDS	mg/L	--	480	180	290	--	93	130	370	--
STATE REQUIRED INORGANICS										
CHEMICAL OXYGEN DEMAND	mg/L	--	< 5.0	< 5.0	N/S	--	N/S	< 5.0	N/S	--
CYANIDE, TOTAL	mg/L	--	0.0026 J	0.0034 J	N/S	--	N/S	< 0.0025	N/S	--
TOTAL ORGANIC CARBON	mg/L	--	1.4	0.73 J	N/S	--	N/S	3.1	N/S	--
STATE REQUIRED METALS										
ANTIMONY, TOTAL	mg/L	--	< 0.00034	< 0.00034	< 0.00034	--	< 0.00034	< 0.00034	< 0.00034	--
ARSENIC, TOTAL	mg/L	--	< 0.00086	< 0.00086	< 0.00086	--	< 0.00086	< 0.00086	< 0.00086	--
BARIUM, TOTAL	mg/L	--	0.086	0.038	0.060	--	0.024	0.048	0.074	--
BERYLLIUM, TOTAL	mg/L	--	< 0.00020	< 0.00020	< 0.00020	--	< 0.00020	< 0.00020	< 0.00020	--
CADMIUM, TOTAL	mg/L	--	< 0.000078	< 0.000078	< 0.000078	--	< 0.000078	< 0.000078	< 0.000078	--
CHROMIUM, TOTAL	mg/L	--	< 0.0012	0.0023	< 0.0012	--	0.0020	< 0.0012	< 0.0012	--
COBALT, TOTAL	mg/L	--	0.0033	0.0016 J	0.00093 J	--	0.00044 J	0.00023 J	0.0021 J	--
COPPER, TOTAL	mg/L	--	< 0.0011	< 0.0011	< 0.0011	--	< 0.0011	0.0021	< 0.0011	--
LEAD, TOTAL	mg/L	--	< 0.00021	< 0.00021	0.00028 J	--	< 0.00021	< 0.00021	< 0.00021	--
MERCURY, TOTAL	mg/L	--	< 0.000080	< 0.000080	< 0.000080	--	< 0.000080	< 0.000080	< 0.000080	--
NICKEL, TOTAL	mg/L	--	0.0012	0.00077 J	0.00045 J	--	< 0.00042	0.00056 J	0.00068 J	--
SELENIUM, TOTAL	mg/L	--	< 0.00099	< 0.00099	< 0.00099	--	< 0.00099	< 0.00099	< 0.00099	--
SILVER, TOTAL	mg/L	--	< 0.00039	< 0.00039	< 0.00039	--	< 0.00039	< 0.00039	< 0.00039	--
THALLIUM, TOTAL	mg/L	--	< 0.00026	< 0.00026	< 0.00026	--	< 0.00026	< 0.00026	< 0.00026	--
VANADIUM, TOTAL	mg/L	--	< 0.00063	0.0013 J	0.0014 J	--	0.0027	0.0026	< 0.00063	--
ZINC, TOTAL	mg/L	--	< 0.0028	< 0.0028	< 0.0028	--	< 0.0028	< 0.0028	< 0.0028	--
MAJOR IONS										
TOTAL ALKALINITY as CaCO3	mg/L	--	60	38	61	--	63	60	58	--
BICARBONATE ALKALINITY as CaCO3	mg/L	--	60	38	61	--	63	60	58	--
CARBONATE ALKALINITY as CaCO3	mg/L	--	< 5.0	< 5.0	< 5.0	--	< 5.0	< 5.0	< 5.0	--
MAGNESIUM	mg/L	--	29	8.6	19	--	5.8	7.7	22	--
POTASSIUM	mg/L	--	2.7	1.7	2.0	--	1.3	2.4	2.4	--
SODIUM	mg/L	--	49	24	32		6.8	16	38	--

NOTES:

1. mg/L - Milligrams per Liter; SU - Standard Units; C - degrees Celcius; NTU - Nephelometric Turbidity Unit; uS/cm - microsiemens per centimeter.
2. Dissolved Oxygen Screening Limit: A daily average of 6.0 mg/L and no less than 5.0 mg/L for designated waters.
3. J indicates the substance was detected at such low levels that the precision of the laboratory instruments could not produce a reliable value. Therefore, the value displayed is qualified by the laboratory as an estimated number.
4. < indicates the substance was not detected above the analytical method detection limit (MDL). The value displayed is the method detection limit.
5. N/S - Not sampled as per the site D&O Plan; SWA-1, SWA-2, SWA-3, and SWC-7 are sampled for chemical oxygen demand (COD), Cyanide, and total organic carbon (TOC).
6. Samples from SWA-1, SWC-5 and SWC-9 were not collected as these locations were dry at the time of sampling.

ANALYTICAL DATA SUMMARY - SURFACE WATER - MARCH 2023

Georgia Power Company - Plant Scherer

Juliette, Georgia

Analyte	Units	SURFACE WATER SAMPLING LOCATIONS								
		SWA-1	SWA-2	SWA-3	SWC-4	SWC-5	SWC-6	SWC-7	SWC-8	SWC-9[6]
Sample Date:		3/1/2023	3/1/2023	3/1/2023	3/1/2023	3/1/2023	3/1/2023	3/1/2023	3/1/2023	3/1/2023
FIELD MONITORING PARAMETERS										
pH	SU	7.34	6.96	7.10	7.36	7.09	7.71	7.87	6.98	--
ORP	millivolts	65.98	10.5	32.2	12.6	40.4	14.8	45.5	18.2	--
SPECIFIC CONDUCTANCE	uS/cm	262.97	547.52	276.67	308.56	337.75	100.17	270.66	342	--
DISSOLVED OXYGEN	mg/L	7.35	8.03	8.19	8.40	6.00	8.12	9.44	8.10	--
TEMPERATURE	C	19.30	17.70	16.54	19.03	21.46	24.38	22.00	16.39	--
TURBIDITY	NTU	9.11	6.47	12.7	47.4	15.5	9.40	14.4	34.1	--
APPENDIX III										
BORON, TOTAL	mg/L	0.46	1.3	0.68	0.68	0.15	< 0.060	0.54	0.87	--
CALCIUM, TOTAL	mg/L	22	43	15	25	41	10	23	26	--
CHLORIDE, TOTAL	mg/L	7.3	12	12	8.3	13	2.6	7.9	11	--
FLUORIDE, TOTAL	mg/L	0.20	0.063 J	0.043 J	0.060 J	0.39	0.070 J	0.20	0.059 J	--
SULFATE, TOTAL	mg/L	65	210	86	88	64	2.1	68	130	--
TOTAL DISSOLVED SOLIDS	mg/L	170	400	190	220	250	89	190	280	--
STATE REQUIRED INORGANICS										
CHEMICAL OXYGEN DEMAND	mg/L	< 9.1	< 9.1	< 9.1	N/S	N/S	N/S	< 9.1	N/S	--
CYANIDE, TOTAL	mg/L	< 0.0080	< 0.0080	< 0.0080	N/S	N/S	N/S	< 0.0080	N/S	--
TOTAL ORGANIC CARBON	mg/L	5.8	1.7	0.88 J	N/S	N/S	N/S	2.6	N/S	--
STATE REQUIRED METALS										
ANTIMONY, TOTAL	mg/L	< 0.00097	< 0.00097	< 0.00097	< 0.00097	< 0.00097	< 0.00097	< 0.00097	< 0.00097	--
ARSENIC, TOTAL	mg/L	0.00066 J	< 0.00028	< 0.00028	< 0.00028	< 0.00028	< 0.00028	0.00041 J	< 0.00028	--
BARIUM, TOTAL	mg/L	0.066	0.082	0.052	0.055	0.041	0.024	0.051	0.066	--
BERYLLIUM, TOTAL	mg/L	< 0.00027	< 0.00027	< 0.00027	< 0.00027	< 0.00027	< 0.00027	< 0.00027	< 0.00027	--
CADMIUM, TOTAL	mg/L	< 0.00022	< 0.00022	< 0.00022	< 0.00022	< 0.00022	< 0.00022	< 0.00022	< 0.00022	--
CHROMIUM, TOTAL	mg/L	< 0.0015	< 0.0015	< 0.0015	< 0.0015	0.0018 J	< 0.0015	< 0.0015	0.0020	--
COBALT, TOTAL	mg/L	< 0.00026	0.0069	0.0049	0.0017 J	< 0.00026	0.00091 J	0.00027 J	0.0052	--
COPPER, TOTAL	mg/L	0.0034	< 0.0011	< 0.0011	< 0.0011	< 0.0011	< 0.0011	0.0016 J	0.0016 J	--
LEAD, TOTAL	mg/L	< 0.00038	< 0.00038	< 0.00038	< 0.00038	< 0.00038	< 0.00038	< 0.00038	< 0.00038	--
MERCURY, TOTAL	mg/L	< 0.00013	< 0.00013	< 0.00013	< 0.00013	< 0.00013	< 0.00013	< 0.00013	< 0.00013	--
NICKEL, TOTAL	mg/L	0.00090 J	0.0011	0.0011	0.00062 J	0.00079 J	0.00052 J	< 0.00052	0.0010	--
SELENIUM, TOTAL	mg/L	0.0014 J	< 0.00074	< 0.00074	< 0.00074	0.0020 J	< 0.00074	0.00079 J	< 0.00074	--
SILVER, TOTAL	mg/L	< 0.00022	< 0.00022	< 0.00022	< 0.00022	< 0.00022	< 0.00022	< 0.00022	< 0.00022	--
THALLIUM, TOTAL	mg/L	< 0.00047	< 0.00047	< 0.00047	< 0.00047	< 0.00047	< 0.00047	< 0.00047	< 0.00047	--
VANADIUM, TOTAL	mg/L	0.0031	0.00091 J	0.0011	0.0013	0.0052	0.0028	0.0024	0.0062	--
ZINC, TOTAL	mg/L	0.0084 J	< 0.0060	< 0.0060	< 0.0060	< 0.0060	< 0.0060	0.0075 J	< 0.0060	--
MAJOR IONS										
TOTAL ALKALINITY as CaCO3	mg/L	61	60	36	62	100	61	74	55	--
BICARBONATE ALKALINITY as CaCO3	mg/L	61	60	36	62	100	61	74	55	--
CARBONATE ALKALINITY as CaCO3	mg/L	< 5.0	< 5.0	< 5.0	< 5.0	< 5.0	< 5.0	< 5.0	< 5.0	--
MAGNESIUM	mg/L	9.3	24	10	13	13	5.4	11	14	--
POTASSIUM	mg/L	3.4	1.5	1.6	1.3	2.9	1.1	2.0	1.4	--
SODIUM	mg/L	24	54	31	29	9.9	6.4	22	33	--

NOTES:

1. mg/L - Milligrams per Liter; SU - Standard Units; C - degrees Celcius; NTU - Nephelometric Turbidity Unit; uS/cm - microsiemens per centimeter.
2. Dissolved Oxygen Screening Limit: A daily average of 6.0 mg/L and no less than 5.0 mg/L for designated waters.
3. J indicates the substance was detected at such low levels that the precision of the laboratory instruments could not produce a reliable value. Therefore, the value displayed is qualified by the laboratory as an estimated number.
4. < indicates the substance was not detected above the analytical method detection limit (MDL). The value displayed is the method detection limit.
5. N/S - Not sampled as per the site D&O Plan; SWA-1, SWA-2, SWA-3, and SWC-7 are sampled for chemical oxygen demand (COD), Cyanide, and total organic carbon (TOC).
6. A sample from SWC-9 was not collected as the location was dry at the time of sampling.

ANALYTICAL DATA SUMMARY - SURFACE WATER - AUGUST 2022

Georgia Power Company - Plant Scherer

Juliette, Georgia

Analyte	Units	SURFACE WATER SAMPLING LOCATIONS							
		SWA-1	SWA-2	SWA-3	SWC-4	SWC-5	SWC-6	SWC-7	SWC-8
Sample Date:		8/30/2022	8/30/2022	8/30/2022	8/30/2022	8/30/2022	8/30/2022	8/30/2022	8/30/2022
FIELD MONITORING PARAMETERS									
pH	SU	7.89 / 9.00*	7.29 / 7.33*	7.23 / 6.86* / 6.50*	7.71 / 7.45*	7.27 / 7.17*	7.97 / 7.41*	8.09 / 7.48*	7.31 / 6.93* / 6.59*
ORP	millivolts	99.4	12.5	17.4	80.4	52.3	25.7	51.9	28.7
SPECIFIC CONDUCTANCE	uS/cm	618.55	648.15	281.25	407.73	314.71	142.55	589.44	472.00
DISSOLVED OXYGEN	mg/L	7.15	7.30	7.37	7.34	4.18	7.68	7.08	6.76
TEMPERATURE	C	27.34	25.44	25.74	24.96	25.07	25.27	28.44	26.63
TURBIDITY	NTU	4.68	4.37	5.35	3.60	1.06	6.67	2.99	3.95
APPENDIX III									
BORON, TOTAL	mg/L	0.13	1.4	0.62	0.62	0.080	< 0.060	0.40	0.89
CALCIUM, TOTAL	mg/L	26	40	14	26	31	11	26	29
CHLORIDE, TOTAL	mg/L	33	13	11	9.2	9.0	2.5	32	11
FLUORIDE, TOTAL	mg/L	0.64	0.070 J	0.047 J	0.060 J	0.31	0.12	0.58	0.061 J
SULFATE, TOTAL	mg/L	120	220	66	100	26	1.3	120	140
TOTAL DISSOLVED SOLIDS	mg/L	370 H / 310*	460 H / 450*	180 H / 150 H / 250*	270 H / 240*	210 H / 180*	100 H / 110*	370 H / 230*	330 H /310 H / 280*
STATE REQUIRED INORGANICS									
CHEMICAL OXYGEN DEMAND	mg/L	30	< 9.1	< 9.1	N/S	N/S	N/S	20	N/S
CYANIDE, TOTAL	mg/L	< 0.0080	< 0.0080	< 0.0080	N/S	N/S	N/S	< 0.0080	N/S
TOTAL ORGANIC CARBON	mg/L	8.3 H / 4.7*	1.8 H / 2.0*	0.91 JH / 1.2*	N/S	N/S	N/S	7.1 H / 3.3*	N/S
STATE REQUIRED METALS									
ANTIMONY, TOTAL	mg/L	< 0.00051	< 0.00051	< 0.00051	< 0.00051	< 0.00051	< 0.00051	< 0.00051	< 0.00051
ARSENIC, TOTAL	mg/L	0.0012	< 0.00028	< 0.00028	< 0.00028	< 0.00028	< 0.00028	0.0010	< 0.00028
BARIUM, TOTAL	mg/L	0.099	0.076	0.042	0.050	0.029	0.024	0.10	0.064
BERYLLIUM, TOTAL	mg/L	< 0.00027	< 0.00027	< 0.00027	< 0.00027	< 0.00027	< 0.00027	< 0.00027	< 0.00027
CADMIUM, TOTAL	mg/L	< 0.00022	< 0.00022	< 0.00022	< 0.00022	< 0.00022	< 0.00022	< 0.00022	< 0.00022
CHROMIUM, TOTAL	mg/L	< 0.0015	< 0.0015	< 0.0015	< 0.0015	< 0.0015	< 0.0015	< 0.0015	< 0.0015
COBALT, TOTAL	mg/L	< 0.00026	0.0053	0.0032	0.0013 J	0.00048 J	0.00089 J	0.00043 J	0.0038
COPPER, TOTAL	mg/L	0.0055	< 0.0011	< 0.0011	< 0.0011	< 0.0011	< 0.0011	0.0063	< 0.0011
LEAD, TOTAL	mg/L	< 0.00017	< 0.00017	< 0.00017	< 0.00017	< 0.00017	< 0.00017	< 0.00017	< 0.00017
MERCURY, TOTAL	mg/L	< 0.00013	< 0.00013	< 0.00013	< 0.00013	< 0.00013	< 0.00013	< 0.00013	< 0.00013
NICKEL, TOTAL	mg/L	0.012	0.0011	0.0011	0.00068 J	0.00087 J	0.0014	0.0038	0.00074 J
SELENIUM, TOTAL	mg/L	0.0017 J	< 0.00074	< 0.00074	< 0.00074	< 0.00074	< 0.00074	0.0014 J	< 0.00074
SILVER, TOTAL	mg/L	< 0.00022	< 0.00022	< 0.00022	< 0.00022	< 0.00022	< 0.00022	< 0.00022	< 0.00022
THALLIUM, TOTAL	mg/L	< 0.00047	< 0.00047	< 0.00047	< 0.00047	< 0.00047	< 0.00047	< 0.00047	< 0.00047
VANADIUM, TOTAL	mg/L	0.0040	0.00083 J	0.0019	0.0015	0.0020	0.0029	0.0052	0.0015
ZINC, TOTAL	mg/L	0.0035 J	< 0.0029	0.0033 J	< 0.0029	< 0.0029	0.0063	0.0051	0.0096
MAJOR IONS									
TOTAL ALKALINITY as CaCO3	mg/L	93 H / 73*	59 H / 55*	37 H / 43*	64 H / 63*	110 H / 100*	62	91	60
BICARBONATE ALKALINITY as CaCO3	mg/L	93 H / 49*	59 H / 55*	37 H / 43*	64 H / 63*	110 H / 100*	62	91	60
CARBONATE ALKALINITY as CaCO3	mg/L	<5.0 H / 25*	< 5.0 H / < 5.0*	< 5.0 H / < 5.0*	< 5.0 H / < 5.0*	< 5.0 H / < 5.0*	< 5.0	< 5.0	< 5.0
MAGNESIUM	mg/L	14	22	8.9	14	10	5.7	15	16
POTASSIUM	mg/L	11	1.6	1.5	1.4	2.6	1.0	11	1.4
SODIUM	mg/L	62	47	23	27	8.9	6.3	63	34

NOTES:

1. mg/L - Milligrams per Liter; SU - Standard Units; mV - millivolts; C - degrees Celcius; NTU - Nephelometric Turbidity Unit; us/cm - microsiemens per centimeter.
2. Dissolved Oxygen Screening Limit: A
3. J indicates the substance was detected at such low levels that the precision of the laboratory instruments could not produce a reliable value. Therefore, the value displayed is qualified by the laboratory as an estimated number.
4. < indicates the substance was not detected above the analytical method detection limit (MDL). The value displayed is the method detection limit.
5. N/S - Not sampled as per the site D&O Plan; SWA-1, SWA-2, SWA-3, and SWC-7 are sampled for chemical oxygen demand (COD), Cyanide, and total organic carbon (TOC).
6. * indicates the analyte was resampled between October 25th and October 31st, 2022 and November 16th, 2022.

ANALYTICAL DATA SUMMARY - SURFACE WATER - FEBRUARY 2022

Georgia Power Company - Plant Scherer

Juliette, Georgia

Analyte	Units	SURFACE WATER SAMPLING LOCATIONS								
		SWA-1	SWA-2	SWA-3	SWC-4	SWC-5	SWC-6	SWC-7	SWC-8	SWC-9
Sample Date:		2/16/2022	2/16/2022	2/16/2022	2/16/2022	2/16/2022	2/16/2022	2/16/2022	2/16/2022	2/16/2022
FIELD MONITORING PARAMETERS										
pH	SU	7.82	7.02	6.98	7.29	7.15	7.42	7.39	7.05	7.15
ORP	mV	94.2	20.0	29.7	61.1	56.4	44.5	62.6	34.5	52.4
SPECIFIC CONDUCTANCE	us/cm	281.96	505.83	337.46	329.44	355.40	111.19	281.87	409.56	117.86
DISSOLVED OXYGEN	mg/L	11.55	9.49	9.88	10.94	10.04	10.62	11.22	10.04	9.10
TEMPERATURE	C	8.66	15.43	14.17	9.36	10.69	11.95	11.84	14.72	15.71
TURBIDITY	NTU	13.2	6.16	2.48	7.33	0.88	7.74	19.8	3.58	4.50
APPENDIX III										
BORON, TOTAL	mg/L	0.29	1.1	0.76	0.63	0.091	< 0.060	0.38	0.82	0.064 J
CALCIUM, TOTAL	mg/L	19	33	14	20	38	8.5	19	24	9.9
CHLORIDE, TOTAL	mg/L	11	10	12	9.0	13	3.0	7.8	10	3.3
FLUORIDE, TOTAL	mg/L	0.33	0.076 J	0.055 J	0.067 J	0.29	0.086 J	0.12	0.059 J	0.12
SULFATE, TOTAL	mg/L	72	170	110	98	55	1.4	69	140	2.7
TOTAL DISSOLVED SOLIDS	mg/L	170	340	200	200	230	66	190	250	80
STATE REQUIRED INORGANICS										
CHEMICAL OXYGEN DEMAND	mg/L	16	< 9.1	< 9.1	N/S	N/S	N/S	< 9.1	N/S	N/S
CYANIDE, TOTAL	mg/L	< 0.0080	0.011	< 0.0080	N/S	N/S	N/S	< 0.0080	N/S	N/S
TOTAL ORGANIC CARBON	mg/L	5.4	1.4	0.77 J	N/S	N/S	N/S	2.4	N/S	N/S
STATE REQUIRED METALS										
ANTIMONY, TOTAL	mg/L	< 0.00051	< 0.00051	< 0.00051	< 0.00051	< 0.00051	< 0.00051	< 0.00051	< 0.00051	< 0.00051
ARSENIC, TOTAL	mg/L	0.00036 J	< 0.00028	< 0.00028	< 0.00028	< 0.00028	< 0.00028	< 0.00028	< 0.00028	< 0.00028
BARIUM, TOTAL	mg/L	0.060	0.063	0.045	0.053	0.045	0.033	0.057	0.058	0.020
BERYLLIUM, TOTAL	mg/L	< 0.00027	< 0.00027	< 0.00027	< 0.00027	< 0.00027	< 0.00027	< 0.00027	< 0.00027	< 0.00027
CADMIUM, TOTAL	mg/L	< 0.00022	< 0.00022	< 0.00022	< 0.00022	< 0.00022	< 0.00022	< 0.00022	< 0.00022	< 0.00022
CHROMIUM, TOTAL	mg/L	< 0.0015	< 0.0015	< 0.0015	< 0.0015	0.0015 J	< 0.0015	0.0020	< 0.0015	0.0060
COBALT, TOTAL	mg/L	< 0.00026	0.0060	0.014	0.0041	< 0.00026	0.0037	0.0016 J	0.0076	< 0.00026
COPPER, TOTAL	mg/L	0.0033	< 0.0011	< 0.0011	< 0.0011	< 0.0011	< 0.0011	0.0017 J	< 0.0011	< 0.0011
LEAD, TOTAL	mg/L	< 0.00017	< 0.00017	< 0.00017	< 0.00017	< 0.00017	< 0.00017	0.00017 J	< 0.00017	0.00025 J
MERCURY, TOTAL	mg/L	< 0.00013	< 0.00013	< 0.00013	< 0.00013	< 0.00013	< 0.00013	< 0.00013	< 0.00013	< 0.00013
NICKEL, TOTAL	mg/L	0.00095 J	0.00097 J	0.0026	0.00092 J	< 0.00052	< 0.00052	0.0010	0.0013	< 0.00052
SELENIUM, TOTAL	mg/L	0.00081 J	< 0.00074	< 0.00074	< 0.00074	0.0029 J	< 0.00074	< 0.00074	< 0.00074	< 0.00074
SILVER, TOTAL	mg/L	< 0.00022	< 0.00022	< 0.00022	< 0.00022	< 0.00022	< 0.00022	< 0.00022	< 0.00022	< 0.00022
THALLIUM, TOTAL	mg/L	< 0.00047	< 0.00047	< 0.00047	< 0.00047	< 0.00047	< 0.00047	< 0.00047	< 0.00047	< 0.00047
VANADIUM, TOTAL	mg/L	0.0033	< 0.00078	< 0.00078	0.0012	0.0026	0.0014	0.0044	< 0.00078	0.0072
ZINC, TOTAL	mg/L	0.0054	< 0.0029	0.0062	< 0.0029	< 0.0029	< 0.0029	< 0.0029	< 0.0029	< 0.0029
MAJOR IONS										
TOTAL ALKALINITY as CaCO3	mg/L	51	56	22	50	93	55	61	43	55
BICARBONATE ALKALINITY as CaCO3	mg/L	51	56	22	50	93	55	61	43	55
CARBONATE ALKALINITY as CaCO3	mg/L	<5.0	<5.0	<5.0	<5.0	<5.0	<5.0	<5.0	<5.0	<5.0
MAGNESIUM	mg/L	8.1	20	11	12	13	5.1	10	14	4.8
POTASSIUM	mg/L	3.5	1.1	1.7	1.1	2.8	0.84	1.7	1.2	1.4
SODIUM	mg/L	23	42	33	27	9.9	5.9	21	34	6.0

NOTES:

1. mg/L - Milligrams per Liter; SU - Standard Units; mV - millivolts; C - degrees Celcius; NTU - Nephelometric Turbidity Unit; us/cm - microsiemens per centimeter.
2. Dissolved Oxygen Screening Limit: A daily average of 6.0 mg/L and no less than 5.0 mg/L for designated waters.
3. J indicates the substance was detected at such low levels that the precision of the laboratory instruments could not produce a reliable value. Therefore, the value displayed is qualified by the laboratory as an estimated number.
4. < indicates the substance was not detected above the analytical method detection limit (MDL). The value displayed is the MDL.
5. N/S - Not sampled as per the site D&O Plan; SWA-1, SWA-2, SWA-3, and SWC-7 are sampled for chemical oxygen demand (COD), Cyanide, and total organic carbon (TOC).

ANALYTICAL DATA SUMMARY
Surface Water - August 2021
Georgia Power Company - Plant Scherer
Juliette, Georgia

Analyte	Units	SURFACE WATER SAMPLING LOCATIONS							
		SWA-2	SWA-3	SWC-4	SWC-5	SWC-6	SWC-7	SWC-8	SWC-9
Sample Date:		8/13/2021	8/13/2021	8/13/2021	8/13/2021	8/13/2021	8/13/2021	8/13/2021	8/13/2021
FIELD MONITORING PARAMETERS									
pH	SU	7.07	7.23	7.33	7.00	7.63	7.49	7.30	7.04
ORP	mV	181.7	213.6	263.7	198.1	370.5	415.3	289.9	359.3
SPECIFIC CONDUCTANCE	us/cm	706.2	263.8	418.4	355.0	151.6	287.8	528.3	125.6
DISSOLVED OXYGEN	mg/L	7.10	7.45	7.38	4.52	7.83	6.72	7.23	8.41
TEMPERATURE	C	25.32	25.28	24.48	24.80	24.88	26.88	26.37	23.30
TURBIDITY	NTU	4.44	3.99	1.50	1.56	10.0	3.49	3.31	0.320
APPENDIX III									
BORON, TOTAL	mg/L	1.6	0.51	0.75	0.048 J	< 0.039	0.52	1.1	< 0.039
CALCIUM, TOTAL	mg/L	46	13	28	31	12	22	33	9.7
CHLORIDE, TOTAL	mg/L	13	12	9.3	11	2.9	6.7	12	2.8
FLUORIDE, TOTAL	mg/L	0.064 J	0.053 J	0.073 J	0.26	0.087 J	0.14	0.061 J	0.099 J
SULFATE, TOTAL	mg/L	270	64	120	31	1.0	58	180	2.7
TOTAL DISSOLVED SOLIDS	mg/L	500	180	280	200	120	180	360	98
STATE REQUIRED INORGANICS									
CHEMICAL OXYGEN DEMAND	mg/L	< 9.1	< 9.1	N/S	N/S	N/S	< 9.1	N/S	N/S
CYANIDE, TOTAL	mg/L	0.016	< 0.0080	N/S	N/S	N/S	< 0.0080	N/S	N/S
TOTAL ORGANIC CARBON	mg/L	1.4	0.91 J	N/S	N/S	N/S	3.3	N/S	N/S
STATE REQUIRED METALS									
ANTIMONY, TOTAL	mg/L	< 0.00038	< 0.00038	< 0.00038	< 0.00038	< 0.00038	< 0.00038	< 0.00038	< 0.00038
ARSENIC, TOTAL	mg/L	< 0.00031	< 0.00031	< 0.00031	< 0.00031	0.00032 J	0.00033 J	< 0.00031	< 0.00031
BARIUM, TOTAL	mg/L	0.093	0.038	0.062	0.036	0.023	0.056	0.069	0.020
BERYLLIUM, TOTAL	mg/L	< 0.00018	< 0.00018	< 0.00018	< 0.00018	< 0.00018	< 0.00018	< 0.00018	< 0.00018
CADMIUM, TOTAL	mg/L	< 0.00022	< 0.00022	< 0.00022	< 0.00022	< 0.00022	< 0.00022	< 0.00022	< 0.00022
CHROMIUM, TOTAL	mg/L	< 0.0015	< 0.0015	< 0.0015	< 0.0015	< 0.0015	< 0.0015	< 0.0015	0.0057
COBALT, TOTAL	mg/L	0.0064	0.0022 J	0.0017 J	0.00063 J	0.0012 J	0.00039 J	0.0032	< 0.00013
COPPER, TOTAL	mg/L	< 0.00063	< 0.00063	< 0.00063	< 0.00063	< 0.00063	0.0014 J	< 0.00063	< 0.00063
LEAD, TOTAL	mg/L	< 0.00013	< 0.00013	< 0.00013	< 0.00013	< 0.00013	< 0.00013	< 0.00013	< 0.00013
MERCURY, TOTAL	mg/L	< 0.00013	< 0.00013	< 0.00013	< 0.00013	< 0.00013	< 0.00013	< 0.00013	< 0.00013
NICKEL, TOTAL	mg/L	0.0014	0.00071 J	0.00075 J	0.00048 J	0.00040 J	0.00056 J	0.00087 J	0.00050 J
SELENIUM, TOTAL	mg/L	< 0.0015	< 0.0015	< 0.0015	< 0.0015	< 0.0015	< 0.0015	< 0.0015	< 0.0015
SILVER, TOTAL	mg/L	< 0.00018	< 0.00018	< 0.00018	< 0.00018	< 0.00018	< 0.00018	< 0.00018	< 0.00018
THALLIUM, TOTAL	mg/L	< 0.00015	< 0.00015	< 0.00015	< 0.00015	< 0.00015	< 0.00015	< 0.00015	< 0.00015
VANADIUM, TOTAL	mg/L	< 0.00099	0.0012	0.0021	0.0022	0.0027	0.0030	0.0010	0.0072
ZINC, TOTAL	mg/L	< 0.0032	< 0.0032	< 0.0032	< 0.0032	< 0.0032	< 0.0032	< 0.0032	< 0.0032

NOTES:

1. mg/L - Milligrams per Liter; SU - Standard Units; mV - millivolts; C - degrees Celcius; NTU - Nephelometric Turbidity Unit; us/cm - microsiemens per centimeter.
2. Dissolved Oxygen Screening Limit: A daily average of 6.0 mg/L and no less than 5.0 g/L for designated waters.
3. J indicates the substance was detected at such low levels that the precision of the laboratory instruments could not produce a reliable value. Therefore, the value displayed is qualified by the laboratory as an estimated number.
4. < indicates the substance was not detected above the analytical method detection limit (MDL). The value displayed is the method detection limit.
5. N/S - Not sampled as per the site D&O Plan; SWA-1, SWA-2, SWA-3, and SWC-7 are sampled for chemical oxygen demand (COD), Cyanide, and total organic carbon (TOC).
6. No samples were collected from SWA-1 because this location was dry at the time of sampling.

ANALYTICAL DATA SUMMARY
Surface Water - April 2021
Georgia Power Company - Plant Scherer
Juliette, Georgia

Analyte	Units	SURFACE WATER SAMPLING LOCATIONS							
		SWA-1	SWA-2	SWA-3	SWC-4	SWC-6	SWC-7	SWC-8	SWC-9
Sample Date:		4/7/2021	4/7/2021	4/7/2021	4/7/2021	4/7/2021	4/7/2021	4/7/2021	4/7/2021
FIELD MONITORING PARAMETERS									
pH	SU	7.47	6.99	6.97	7.50	7.73	7.51	7.17	6.71
ORP	mV	79.5	40.4	54.1	73.2	71.2	79.3	61.3	82.0
SPECIFIC CONDUCTANCE	us/cm	218.71	562.67	296.44	331.30	137.85	268.92	426.74	120.95
DISSOLVED OXYGEN	mg/L	10.8	7.45	7.97	9.19	9.12	9.83	8.26	7.83
TEMPERATURE	C	25.56	22.98	23.83	21.02	21.50	22.43	24.06	20.99
TURBIDITY	NTU	2.26	5.15	3.49	5.70	12.19	6.78	5.58	0.90
APPENDIX III									
BORON, TOTAL	mg/L	0.31	0.98	0.53	0.54	< 0.039	0.35	0.78	< 0.039
CALCIUM, TOTAL	mg/L	18	37	14	22	10	21	27	10
CHLORIDE, TOTAL	mg/L	3.6	11	11	8.0	2.6	6.8	11	2.4
FLUORIDE, TOTAL	mg/L	0.18	0.052 J	0.039 J	0.067 J	0.093 J	0.085 J	0.031 J	0.076 J
SULFATE, TOTAL	mg/L	44	190	90	90	0.98 J	60	140	2.3
TOTAL DISSOLVED SOLIDS	mg/L	110	340	160	200	83	150	250	85
STATE REQUIRED INORGANICS									
CHEMICAL OXYGEN DEMAND	mg/L	< 9.1	< 9.1	< 9.1	N/S	N/S	< 9.1	N/S	N/S
CYANIDE, TOTAL	mg/L	< 0.0080	< 0.0080	< 0.0080	N/S	N/S	< 0.0080	N/S	N/S
TOTAL ORGANIC CARBON	mg/L	4.5	1.4	0.88 J	N/S	N/S	1.9	N/S	N/S
STATE REQUIRED METALS									
ANTIMONY, TOTAL	mg/L	< 0.00038	< 0.00038	< 0.00038	< 0.00038	< 0.00038	< 0.00038	< 0.00038	< 0.00038
ARSENIC, TOTAL	mg/L	0.00041 J	< 0.00031	< 0.00031	< 0.00031	< 0.00031	< 0.00031	< 0.00031	< 0.00031
BARIUM, TOTAL	mg/L	0.051	0.071	0.047	0.048	0.029	0.049	0.062	0.019
BERYLLIUM, TOTAL	mg/L	< 0.00018	< 0.00018	< 0.00018	0.00022 J	< 0.00018	< 0.00018	< 0.00018	< 0.00018
CADMIUM, TOTAL	mg/L	< 0.00022	< 0.00022	< 0.00022	< 0.00022	< 0.00022	< 0.00022	< 0.00022	< 0.00022
CHROMIUM, TOTAL	mg/L	< 0.0015	< 0.0015	< 0.0015	< 0.0015	< 0.0015	< 0.0015	< 0.0015	0.0060
COBALT, TOTAL	mg/L	0.00014 J	0.0070	0.0054	0.0025	0.0029	0.0011 J	0.0056	0.00027 J
COPPER, TOTAL	mg/L	0.0033	< 0.00063	< 0.00063	< 0.00063	< 0.00063	0.00085 J	< 0.00063	< 0.00063
LEAD, TOTAL	mg/L	< 0.00013	< 0.00013	< 0.00013	0.00018 J	< 0.00013	< 0.00013	< 0.00013	< 0.00013
MERCURY, TOTAL	mg/L	< 0.00013	< 0.00013	< 0.00013	< 0.00013	< 0.00013	< 0.00013	< 0.00013	< 0.00013
NICKEL, TOTAL	mg/L	0.00075 J	0.0011	0.0013	0.00076 J	0.00051 J	0.00056 J	0.00091 J	< 0.00034
SELENIUM, TOTAL	mg/L	< 0.0015	< 0.0015	< 0.0015	< 0.0015	< 0.0015	< 0.0015	< 0.0015	< 0.0015
SILVER, TOTAL	mg/L	< 0.00018	< 0.00018	< 0.00018	< 0.00018	< 0.00018	< 0.00018	< 0.00018	< 0.00018
THALLIUM, TOTAL	mg/L	< 0.00015	< 0.00015	< 0.00015	0.00037 J	< 0.00015	< 0.00015	< 0.00015	< 0.00015
VANADIUM, TOTAL	mg/L	0.0028	0.0013	0.0018	0.0011	0.0017	0.0014	< 0.00099	0.0062
ZINC, TOTAL	mg/L	< 0.0032	< 0.0032	0.0035 J	< 0.0032	< 0.0032	< 0.0032	< 0.0032	< 0.0032

NOTES:

1. mg/L - Milligrams per Liter; SU - Standard Units; mV - millivolts; C - degrees Celcius; NTU - Nephelometric Turbidity Unit; us/cm - microsiemens per centimeter.
2. Dissolved Oxygen Screening Limit: A daily average of 6.0 mg/L and no less than 5.0 g/L for designated waters.
3. J indicates the substance was detected at such low levels that the precision of the laboratory instruments could not produce a reliable value. Therefore, the value displayed is qualified by the laboratory as an estimated number.
4. < indicates the substance was not detected above the analytical method detection limit (MDL). The value displayed is the method detection limit.
5. N/S - Not sampled as per the site D&O Plan; SWA-1, SWA-2, SWA-3, and SWC-7 are sampled for chemical oxygen demand (COD), Cyanide, and total organic carbon (TOC).
6. No samples were collected from SWC-5 because this location was dry at the time of sampling.

SURFACE WATER ANALYTICAL DATA SUMMARY - SEPTEMBER 2020
GPC PLANT SCHERER
JULIETTE, GEORGIA

Analyte	Units	SWA-1	SWA-2	SWA-3	SWC-4	SWC-5	SWC-6	SWC-7	SWC-8	SWC-9
Sample Date:		9/15/2020	9/15/2020	9/15/2020	9/15/2020	9/15/2020	9/15/2020	9/15/2020	9/15/2020	9/15/2020
FIELD MONITORING PARAMETERS										
pH	SU	7.17	7.09	7.37	7.33	7.31	7.50	7.39	7.36	7.29
ORP	mV	115.2	34.2	44.7	87.6	68.5	56.7	71.3	60.5	57.7
SPECIFIC CONDUCTANCE	uS/cm	323.39	656.87	263.16	421.07	343.04	157.24	320.91	508.04	123.72
DISSOLVED OXYGEN	mg/L	6.79	6.94	7.73	7.47	4.88	7.70	7.49	7.58	8.09
TEMPERATURE	C	26.69	22.31	21.90	23.43	22.75	22.70	24.52	22.48	21.43
TURBIDITY	NTU	2.19	3.43	6.58	9.25	24.00	12.4	5.19	4.45	0.97
APPENDIX III										
BORON, TOTAL	mg/L	0.34	1.5	0.48	0.7	0.056 J	<0.080	0.33	1.1	0.043 J
CALCIUM, TOTAL	mg/L	20	45	13	27	35	13	21	32	9.7
CHLORIDE, TOTAL	mg/L	11	12	10	10	14	3.2	12	12	3.2
FLUORIDE, TOTAL	mg/L	0.16	0.042 J	<0.10	0.035 J	0.15	0.061 J	0.18 J	0.043 J	0.079 J
SULFATE, TOTAL	mg/L	62	220	69	120	44	0.73 J	67	170	5.3
TOTAL DISSOLVED SOLIDS	mg/L	N/S	N/S	N/S	N/S	N/S	N/S	N/S	N/S	N/S
STATE REQUIRED INORGANICS										
CHEMICAL OXYGEN DEMAND	mg/L	10	< 4.1	< 4.1	N/S	N/S	N/S	44	N/S	N/S
CYANIDE, TOTAL	mg/L	< 0.0044	< 0.0044	< 0.0044	N/S	N/S	N/S	< 0.0044	N/S	N/S
TOTAL ORGANIC CARBON	mg/L	3.2	1.4	0.69 J	N/S	N/S	N/S	3.1	N/S	N/S
STATE REQUIRED METALS										
ANTIMONY, TOTAL	mg/L	< 0.00038	< 0.00038	< 0.00038	< 0.00038	0.00042 J	< 0.00038	< 0.00038	< 0.00038	< 0.00038
ARSENIC, TOTAL	mg/L	0.00070 J	< 0.00031	< 0.00031	< 0.00031	< 0.00031	< 0.00031	0.00063 J	< 0.00031	< 0.00031
BARIUM, TOTAL	mg/L	0.075	0.090	0.044	0.071	0.040	0.038	0.071	0.073	0.023
BERYLLIUM, TOTAL	mg/L	< 0.00018	< 0.00018	< 0.00018	< 0.00018	< 0.00018	< 0.00018	< 0.00018	< 0.00018	< 0.00018
CADMIUM, TOTAL	mg/L	< 0.00022	< 0.00022	< 0.00022	< 0.00022	< 0.00022	< 0.00022	< 0.00022	< 0.00022	< 0.00022
CHROMIUM, TOTAL	mg/L	< 0.0015	< 0.0015	< 0.0015	0.0022	0.0023	< 0.0015	< 0.0015	< 0.0015	0.0053
COBALT, TOTAL	mg/L	< 0.00013	0.0059	0.0030	0.0030	0.0012 J	0.0028	0.00035 J	0.0032	< 0.00013
COPPER, TOTAL	mg/L	0.0020	< 0.00063	< 0.00063	0.0012 J	0.0012 J	< 0.00063	0.0019 J	< 0.00063	< 0.00063
LEAD, TOTAL	mg/L	< 0.00013	< 0.00013	< 0.00013	0.00050 J	0.00050 J	< 0.00013	< 0.00013	< 0.00013	< 0.00013
MERCURY, TOTAL	mg/L	< 0.00013	< 0.00013	< 0.00013	< 0.00013	< 0.00013	< 0.00013	< 0.00013	< 0.00013	< 0.00013
NICKEL, TOTAL	mg/L	0.00068 J	0.00093 J	0.00091 J	0.0011	0.00099 J	0.00057 J	0.00096 J	0.00077 J	0.00051 J
SELENIUM, TOTAL	mg/L	< 0.0015	< 0.0015	< 0.0015	< 0.0015	0.0019 J	< 0.0015	< 0.0015	< 0.0015	< 0.0015
SILVER, TOTAL	mg/L	< 0.00018	< 0.00018	< 0.00018	< 0.00018	< 0.00018	< 0.00018	< 0.00018	< 0.00018	< 0.00018
THALLIUM, TOTAL	mg/L	< 0.00015	< 0.00015	< 0.00015	< 0.00015	< 0.00015	< 0.00015	< 0.00015	< 0.00015	< 0.00015
VANADIUM, TOTAL	mg/L	0.0040	0.0013	0.0025	0.0068	0.0076	0.0029	0.0042	0.0019	0.0076
ZINC, TOTAL	mg/L	< 0.0032	< 0.0032	< 0.0032	< 0.0032	< 0.0032	< 0.0032	< 0.0032	< 0.0032	< 0.0032

NOTES:

1. mg/L - Milligrams per Liter; SU - Standard Units; mV - millivolts; uS/cm - microSiemens per centimeter; C - degrees Celcius; NTU - Nephelometric Turbidity Unit
2. J - Result is an estimated value. The result is greater than or equal to the Method Detection Limit (MDL) and less than the Practical Quantitation Limit (PQL).
3. N/S - Not sampled. Locations Effluent, SWC-4, SWC-5, SWC-6, SWC-8 and SWC-9 are not sampled for COD, Cyanide, and TOC per the D&O Plan.

SURFACE WATER ANALYTICAL DATA SUMMARY - MARCH 2020
GPC PLANT SCHERER
JULIETTE, GEORGIA

Analyte	Units	SURFACE WATER SAMPLING LOCATIONS							
		SWA-1	SWA-2	SWA-3	SWC-4	SWC-5	SWC-6	SWC-7	SWC-8
Sample Date:		3/30/2020	3/30/2020	3/30/2020	3/30/2020	3/30/2020	3/30/2020	3/30/2020	3/30/2020
FIELD MONITORING PARAMETERS									
pH	SU	7.98	6.80	6.96	7.24	7.23	7.38	7.41	6.77
ORP	mV	130.0	83.5	87.7	95.4	108.1	71.5	87.4	76.1
SPECIFIC CONDUCTANCE	us/cm	247.1	268.3	275.7	298	438.5	120.9	227.3	356.2
DISSOLVED OXYGEN	mg/L	8.61	8.80	8.60	8.35	10.10	8.87	9.16	7.99
TEMPERATURE	C	24.67	19.50	19.79	20.22	21.73	19.75	19.39	20.15
TURBIDITY	NTU	5.00	5.07	4.62	4.93	4.59	11.2	6.18	4.16
APPENDIX III									
BORON, TOTAL	mg/L	0.30	0.57	0.58	0.52	0.077 J	< 0.039	0.29	0.66
CALCIUM, TOTAL	mg/L	18	13	13	20	50	11	18	23
CHLORIDE, TOTAL	mg/L	3.5	10	11	7.6	22	2.4	5.4	9.5
FLUORIDE, TOTAL	mg/L	0.048 J	< 0.026	< 0.026	< 0.026	0.14	< 0.026	0.039 J	< 0.026
SULFATE, TOTAL	mg/L	41	86	91	89	86	1.2	50	120
TOTAL DISSOLVED SOLIDS	mg/L	120	200	200	220	300	100	160	270
STATE REQUIRED INORGANICS									
CHEMICAL OXYGEN DEMAND	mg/L	< 9.1	< 9.1	< 9.1	N/S	N/S	N/S	17	N/S
CYANIDE, TOTAL	mg/L	< 0.0044	< 0.0044	< 0.0044	N/S	N/S	N/S	< 0.0044	N/S
TOTAL ORGANIC CARBON	mg/L	3.4	1	1	N/S	N/S	N/S	1.8	N/S
STATE REQUIRED METALS									
ANTIMONY, TOTAL	mg/L	< 0.00038	< 0.00038	< 0.00038	< 0.00038	< 0.00038	< 0.00038	< 0.00038	< 0.00038
ARSENIC, TOTAL	mg/L	< 0.00031	< 0.00031	< 0.00031	< 0.00031	< 0.00031	< 0.00031	< 0.00031	< 0.00031
BARIUM, TOTAL	mg/L	0.036	0.041	0.042	0.044	0.036	0.032	0.045	0.052
BERYLLIUM, TOTAL	mg/L	< 0.00018	< 0.00018	< 0.00018	< 0.00018	< 0.00018	< 0.00018	< 0.00018	< 0.00018
CADMIUM, TOTAL	mg/L	< 0.00022	< 0.00022	< 0.00022	< 0.00022	< 0.00022	< 0.00022	< 0.00022	< 0.00022
CHROMIUM, TOTAL	mg/L	< 0.0015	< 0.0015	< 0.0015	< 0.0015	0.0028	< 0.0015	< 0.0015	< 0.0015
COBALT, TOTAL	mg/L	0.00014 J	0.0031	0.0038	0.0013 J	0.00045 J	0.0028	0.0013 J	0.0031
COPPER, TOTAL	mg/L	0.0028	< 0.00063	0.0013 J	0.0025	< 0.00063	< 0.00063	0.0014 J	< 0.00063
LEAD, TOTAL	mg/L	< 0.00013	< 0.00013	0.00013 J	0.00029 J	< 0.00013	< 0.00013	0.00025 J	< 0.00013
MERCURY, TOTAL	mg/L	< 0.0001	< 0.0001	< 0.0001	< 0.0001	< 0.0001	< 0.0001	< 0.0001	< 0.0001
NICKEL, TOTAL	mg/L	0.00065 J	0.0014	0.0018	0.00064 J	0.00068 J	0.00039 J	0.0009 J	0.00087 J
SELENIUM, TOTAL	mg/L	< 0.0015	< 0.0015	< 0.0015	< 0.0015	0.0056	< 0.0015	< 0.0015	< 0.0015
SILVER, TOTAL	mg/L	< 0.00018	< 0.00018	< 0.00018	< 0.00018	< 0.00018	< 0.00018	< 0.00018	< 0.00018
THALLIUM, TOTAL	mg/L	< 0.00015	< 0.00015	< 0.00015	< 0.00015	< 0.00015	< 0.00015	< 0.00015	< 0.00015
VANADIUM, TOTAL	mg/L	0.0029	0.0011	0.0023	0.0019	0.0045	0.0024	0.0040	0.0013
ZINC, TOTAL	mg/L	0.0032 J	0.0039 J	0.005	< 0.0032	0.0042 J	< 0.0032	< 0.0032	< 0.0032

NOTES:

1. mg/L - Milligrams per Liter; SU - Standard Units; mV - millivolts; C - degrees Celcius; NTU - Nephelometric Turbidity Unit
2. J - Result is an estimated value. The result is greater than or equal to the Method Detection Limit (MDL) and less than the Practical Quantitation Limit (PQL).
3. N/S - Not sampled. Locations Effluent, SWC-4, SWC-5, SWC-6, SWC-8 and SWC-9 are not sampled for COD, Cyanide, and TOC per the D&O Plan.

SURFACE WATER ANALYTICAL DATA SUMMARY (SEPTEMBER 2019)
GPC PLANT SCHERER
JULIETTE, GEORGIA

Analyte	Units	Screening / Target Levels				SURFACE WATER SAMPLING LOCATION/S							
		GA SWS		PQL	MDL	SWA-1	SWA-2	SWA-3	SWC-4	SWC-5	SWC-6	SWC-7	SWC-8
Sample Date:		Chronic	Acute			9/12/2019	9/12/2019	9/12/2019	9/12/2019	9/12/2019	9/12/2019	9/12/2019	9/12/2019
FIELD MONITORING PARAMETERS													
pH	SU	6.0-8.5	6.0-8.5	N/A	N/A	N/S	7.24	7.48	7.50	7.26	7.57	7.47	7.29
ORP	mV	N/A	N/A	N/A	N/A	N/S	86.1	72.9	131	84.4	64.6	86.9	81.1
SPECIFIC CONDUCTANCE	us/cm	N/A	N/A	N/A	N/A	N/S	886.8	235.7	380.8	315.7	156.5	326.7	520.6
DISSOLVED OXYGEN	mg/L	>5.0[3]	>5.0[3]	N/A	N/A	N/S	7.2	7.66	7.42	5.74	8.24	6.56	6.53
TEMPERATURE	C	N/A	N/A	N/A	N/A	N/S	24.58	23.88	24.15	22.95	23.01	24.24	24.05
TURBIDITY	NTU	N/A	N/A	N/A	N/A	N/S	1.21	2.47	1.68	12.9	21.7	4.62	2.79
APPENDIX III													
BORON, TOTAL	mg/L	N/A	N/A	0.1	0.021	N/S	2.1	0.38	0.58	0.057	ND	0.43	1.1
CALCIUM, TOTAL	mg/L	N/A	N/A	0.2	0.13	N/S	62	15	25	33	15	25	34
CHLORIDE, TOTAL	mg/L	N/A	N/A	1.0	0.89	N/S	10	8.5	5.4	9.9	1.9	6	8.4
FLUORIDE, TOTAL	mg/L	N/A	N/A	0.2	0.082	N/S	ND (0.054 J)	ND (0.033 J)	ND (0.049 J)	0.13	ND (0.063 J)	0.13	ND (0.050 J)
SULFATE, TOTAL	mg/L	N/A	N/A	1	0.7	N/S	390	48	77	38	ND (0.82 J)	65	170
TOTAL DISSOLVED SOLIDS	mg/L	N/A	N/A	5.0	3.4	N/S	620	110	250	250	100	220	370
STATE REQUIRED INORGANICS													
CHEMICAL OXYGEN DEMAND	mg/L	N/A	N/A	10.0	6.4	N/S	32	22	N/S	N/S	N/S	ND	N/S
CYANIDE, TOTAL	mg/L	N/A	N/A	0.010	0.0044	N/S	ND	ND	N/S	N/S	N/S	ND	N/S
TOTAL ORGANIC CARBON	mg/L	N/A	N/A	1.0	0.5	N/S	1.8	ND (0.89 J)	N/S	N/S	N/S	2.1	N/S
STATE REQUIRED METALS													
ANTIMONY, TOTAL	mg/L	N/A	N/A	0.0025	0.00038	N/S	ND	ND	ND	ND	ND	ND	ND
ARSENIC, TOTAL	mg/L	0.15	0.34	0.0013	0.00032	N/S	ND	ND	ND	ND	ND	ND (0.00049 J)	ND
BARIUM, TOTAL	mg/L	N/A	N/A	0.010	0.0016	N/S	0.094	0.036	0.046	0.045	0.023	0.059	0.063
BERYLLIUM, TOTAL	mg/L	N/A	N/A	0.0025	0.00018	N/S	ND	ND	ND	ND	ND	ND	ND
CADMIUM, TOTAL	mg/L	0.0013	0.002	0.0025	0.00013	N/S	ND	ND	ND	ND	ND	ND	ND
CHROMIUM, TOTAL	mg/L	N/A	N/A	0.0025	0.0015	N/S	ND	ND (0.0020 J)	ND	0.0037	ND (0.0024 J)	ND	ND (0.0015 J)
COBALT, TOTAL	mg/L	N/A	N/A	0.0025	0.000075	N/S	ND (0.0018 J)	ND (0.00083 J)	ND (0.00064 J)	ND (0.0014 J)	ND (0.00067 J)	ND (0.00046 J)	ND (0.0014 J)
COPPER, TOTAL	mg/L	0.005	0.007	0.002	0.00063	N/S	ND	ND	ND	ND (0.0012 J)	ND	ND (0.0010 J)	ND
LEAD, TOTAL	mg/L	0.0012	0.03	0.001	0.00013	N/S	ND	ND	ND	ND (0.00024 J)	ND	ND (0.00014 J)	ND
MERCURY, TOTAL	mg/L	0.000012	0.0014	0.0002	0.0001	N/S	ND	ND	ND	ND	ND	ND	ND
NICKEL, TOTAL	mg/L	0.029	0.26	0.001	0.00034	N/S	ND (0.00064 J)	ND (0.00068 J)	ND	ND (0.00055 J)	ND	ND (0.00050 J)	ND (0.00042 J)
SELENIUM, TOTAL	mg/L	0.005	N/A	0.0025	0.0015	N/S	ND	ND	ND	ND (0.0024 J)	ND	ND	ND
SILVER, TOTAL	mg/L	N/A	N/A	0.0010	0.00011	N/S	ND	ND	ND	ND	ND	ND	ND
THALLIUM, TOTAL	mg/L	N/A	N/A	0.0005	0.00015	N/S	ND	ND	ND	ND	ND	ND (0.00020 J)	ND (0.00023 J)
VANADIUM, TOTAL	mg/L	N/A	N/A	0.001	0.00099	N/S	ND	0.0017	0.0018	0.0076	0.0032	0.0034	0.0014
ZINC, TOTAL	mg/L	0.065	0.065	0.005	0.0032	N/S	ND (0.0043 J)	0.0054	ND (0.0047 J)	ND (0.0047 J)	ND (0.0042 J)	ND (0.0037 J)	ND (0.0037 J)

NOTES:

1. mg/L - Milligrams per Liter; SU - Standard Units; mV - millivolts; C - degrees Celcius; NTU - Nephelometric Turbidity Unit
2. PQL = Practical Quantitation Limit; MDL - Method Detection Limit.
3. Dissolved Oxygen Screening Limit: A daily average of 6.0 mg/L and no less than 5.0 g/L for designated waters.
4. J - Result is an estimated value. The result is greater than or equal to the Method Detection Limit (MDL) and less than the Practical Quantitation Limit (PQL).
5. ND - ConStituent was analyzed for, but was not detected above the MDL and is coN/Sidered a non-detect.
6. N/A - Not Applicable. No Screening Limit Available.
7. N/S - Not sampled as per the site D&O Plan. LocatioN/S SWA-1, SWA-2, SWA-3, and SWC-7 only are sampled for COD, Chloride, Cyanide, & TOC; or no samples collected because location was dry at the time of sampling.
8. GASWS = Georgia Surface Water Quality Standards (391-3-6-.03)

SURFACE WATER ANALYTICAL DATA SUMMARY (APRIL 2019)
GPC PLANT SCHERER
JULIETTE, GEORGIA

Analyte	Units	Screening / Target Levels				SURFACE WATER SAMPLING LOCATIONS							
		GA SWS		PQL	MDL	SWA-1	SWA-2	SWA-3	SWC-4	SWC-5	SWC-6	SWC-7	SWC-8
Sample Date:		Chronic	Acute			4/1/2019	4/1/2019	4/1/2019	4/1/2019	4/1/2019	4/1/2019	4/1/2019	4/1/2019
FIELD MONITORING PARAMETERS													
pH	SU	6.0-8.5	6.0-8.5	N/A	N/A	NS	6.77	7.07	7.20	6.80	7.42	7.37	7.12
ORP	mV	N/A	N/A	N/A	N/A	NS	89.1	82.2	90.6	101.0	72.0	94.0	96.0
SPECIFIC CONDUCTANCE	us/cm	N/A	N/A	N/A	N/A	NS	552.3	279.4	349.4	367.6	123.2	323.1	425.6
DISSOLVED OXYGEN	mg/L	>5.0	>5.0	N/A	N/A	NS	8.82	9.48	9.51	12.55	9.52	11.03	9.11
TEMPERATURE	C	N/A	N/A	N/A	N/A	NS	17.32	17.54	16.40	19.86	17.22	15.94	17.76
TURBIDITY	NTU	N/A	N/A	N/A	N/A	NS	3.60	2.80	3.26	1.09	11.6	3.64	3.81
APPENDIX III													
BORON, TOTAL	mg/L	N/A	N/A	0.1	0.021	NS	1.2	0.59	0.63	0.061	ND	0.51	0.87
CALCIUM, TOTAL	mg/L	N/A	N/A	0.2	0.13	NS	35	13	22	37	10	23	26
CHLORIDE, TOTAL	mg/L	N/A	N/A	1.0	0.89	NS	12	10	8.1	16	2.3	8.7	9.9
FLUORIDE, TOTAL	mg/L	N/A	N/A	0.2	0.082	NS	ND (0.028 J)	ND	ND	ND (0.12 J)	ND (0.037 J)	ND (0.081 J)	ND
SULFATE, TOTAL	mg/L	N/A	N/A	1	0.7	NS	200	88	110	63	1.3	87	140
TOTAL DISSOLVED SOLIDS	mg/L	N/A	N/A	5.0	3.4	NS	400	210	250	260	100	230	300
STATE REQUIRED INORGANICS													
CHEMICAL OXYGEN DEMAND	mg/L	N/A	N/A	10.0	6.4	NS	19	15	N/S	N/S	N/S	ND	N/S
CYANIDE, TOTAL	mg/L	N/A	N/A	0.0	0.005	NS	ND	ND	N/S	N/S	N/S	ND	N/S
TOTAL ORGANIC CARBON	mg/L	N/A	N/A	1.0	0.5	NS	1.4	ND (0.67 J)	N/S	N/S	N/S	1.7	N/S
STATE REQUIRED METALS													
ANTIMONY, TOTAL	mg/L	N/A	N/A	0.0025	0.001	NS	ND	ND	ND	ND	ND	ND	ND
ARSENIC, TOTAL	mg/L	0.15	0.34	0.0013	0.00046	NS	ND	ND	ND	ND	ND (0.0010 J)	ND (0.0011 J)	ND (0.00081 J)
BARIUM, TOTAL	mg/L	N/A	N/A	0.0025	0.00049	NS	0.070	0.044	0.051	0.032	0.032	0.058	0.061
BERYLLIUM, TOTAL	mg/L	N/A	N/A	0.0025	0.00034	NS	ND	ND	ND	ND	ND	ND	ND
CADMIUM, TOTAL	mg/L	0.0013	0.002	0.0025	0.00034	NS	ND	ND	ND	ND	ND	ND	ND
CHROMIUM, TOTAL	mg/L	N/A	N/A	0.0025	0.0011	NS	ND	ND	ND	0.0035	ND (0.0013 J)	ND	ND
COBALT, TOTAL	mg/L	N/A	N/A	0.0025	0.0004	NS	0.0054	0.0041	ND (0.0020 J)	ND	0.0032	ND (0.00043 J)	0.0049
COPPER, TOTAL	mg/L	0.005	0.007	0.0025	0.0021	NS	ND	ND	ND	ND	ND	ND (0.0023 J)	ND
LEAD, TOTAL	mg/L	0.0012	0.03	0.0013	0.00035	NS	ND	ND	ND	ND	ND	ND	ND
MERCURY, TOTAL	mg/L	0.000012	0.0014	0.0002	0.00007	NS	ND	ND	ND	ND	ND	ND	ND
NICKEL, TOTAL	mg/L	0.029	0.26	0.0025	0.0018	NS	ND	ND	ND	ND	ND	ND	ND
SELENIUM, TOTAL	mg/L	0.005	N/A	0.0013	0.00024	NS	ND	ND	ND	0.0035	ND	ND	ND
SILVER, TOTAL	mg/L	N/A	N/A	0.00025	0.00011	NS	ND	ND	ND	ND	ND	ND	ND
THALLIUM, TOTAL	mg/L	N/A	N/A	0.0005	8.5E-05	NS	ND	ND	ND	ND	ND	ND	ND
VANADIUM, TOTAL	mg/L	N/A	N/A	0.0025	0.0014	NS	0.0030	0.0037	0.0044	0.0087	0.0081	0.0072	0.0056
ZINC, TOTAL	mg/L	0.065	0.065	0.02	6.5E-03	NS	ND	ND	ND	ND	ND	ND	ND

NOTES:

1. mg/L - Milligrams per Liter; SU - Standard Units; mV - millivolts; C - degrees Celcius; NTU - Nephelometric Turbidity Unit
2. PQL = Practical Quantitation Limit
3. MDL - Method Detection Limit.
4. J - Result is an estimated value. The result is greater than or equal to the Method Detection Limit (MDL) and less than the Practical Quantitation Limit (PQL).
5. ND - Constituent was analyzed for, but was not detected above the MDL and is considered a non-detect.
6. N/A - Not Applicable. No Screening Limit Available.
7. N/S - Not sampled as per the site D&O Plan. Locations SWA-1, SWA-2, SWA-3, and SWC-7 only are sampled for COD, Chloride, Cyanide, & TOC; or no samples collected because location was dry at the time of sampling.
8. GASWS = Georgia Surface Water Quality Standards

SURFACE WATER ANALYTICAL DATA SUMMARY (OCTOBER 2018)
GPC PLANT SCHERER
JULIETTE, GEORGIA

Analyte	Units	Screening / Target Levels				SURFACE WATER SAMPLING LOCATIONS							
		GA SWS		RL	MDL	SWA-1	SWA-2	SWA-3	SWC-4	SWC-5	SWC-6	SWC-7	SWC-8
Sample Date:		Chronic	Acute			10/4/2018	10/4/2018	10/4/2018	10/4/2018	10/4/2018	10/4/2018	10/4/2018	10/4/2018
FIELD MONITORING PARAMETERS													
pH	SU	6.0-8.5	6.0-8.5	N/R	N/R	DRY	7.13	7.24	7.17	7.02	7.70	7.64	7.15
ORP	mV	n/a	n/a	N/R	N/R	DRY	43.5	89.1	146.8	59.9	131.6	126.5	56.2
Specific Conductance	us/cm	n/a	n/a	N/R	N/R	DRY	704.8	242.6	428.8	289.6	156.8	379.4	516.7
Dissolved Oxygen	mg/L	>5.0	>5.0	N/R	N/R	DRY	7.1	7.32	7.45	4.41	7.98	6.87	7.49
Temperature	C	n/a	n/a	N/R	N/R	DRY	24.55	21.84	21.81	21.53	23.28	24.49	22.42
Turbidity	NTU	n/a	n/a	N/R	N/R	DRY	3.32	3.26	N/A	2.45	13.4	2.22	3.02
APPENDIX III													
BORON, TOTAL	mg/L	n/a	n/a	0.1	0.021	DRY	1.7	0.4	0.8	ND (0.043 J)	ND	0.58	1.2
CALCIUM, TOTAL	mg/L	n/a	n/a	0.2	0.13	DRY	45	13	26	29	13	26	32
CHLORIDE, TOTAL	mg/L	n/a	n/a	1.0	0.89	DRY	10	10	7.9	9.6	2.5	9.6	10
FLUORIDE, TOTAL	mg/L	n/a	n/a	0.2	0.082	DRY	ND	ND	ND	0.22	ND (0.089 J)	ND (0.16 J)	ND
SULFATE, TOTAL	mg/L	n/a	n/a	1	0.7	DRY	270	56	120	32	ND	82	180
TOTAL DISSOLVED SOLIDS	mg/L	n/a	n/a	5.0	3.4	DRY	530	180	300	190	94	280	360
STATE REQUIRED INORGANICS													
CHEMICAL OXYGEN DEMAND	mg/L	n/a	n/a	10.0	6.4	DRY	ND	ND	N/A	N/A	N/A	10	N/A
CYANIDE, TOTAL	mg/L	n/a	n/a	0.0	0.005	DRY	ND	ND	N/A	N/A	N/A	ND	N/A
TOTAL ORGANIC CARBON	mg/L	n/a	n/a	1.0	0.5	DRY	1.4	ND (0.83 J)	N/A	N/A	N/A	2	N/A
STATE REQUIRED METALS													
ANTIMONY, TOTAL	mg/L	n/a	n/a	0.0025	0.001	DRY	ND	ND	ND	ND	ND	ND	ND
ARSENIC, TOTAL	mg/L	0.15	0.34	0.0013	0.00046	DRY	ND	ND	ND	ND	ND	ND	ND
BARIUM, TOTAL	mg/L	n/a	n/a	0.0025	0.00049	DRY	0.077	0.038	0.053	0.036	0.017	0.065	0.067
BERYLLIUM, TOTAL	mg/L	n/a	n/a	0.0025	0.00034	DRY	ND	ND	ND	ND	ND	ND	ND
CADMIUM, TOTAL	mg/L	0.0013	0.002	0.0025	0.00034	DRY	ND	ND	ND	ND	ND	ND	ND
CHROMIUM, TOTAL	mg/L	n/a	n/a	0.0025	0.0011	DRY	ND	ND (0.0011 J)	ND	ND (0.0016 J)	ND (0.0019 J)	ND	ND
COBALT, TOTAL	mg/L	n/a	n/a	0.0025	0.0004	DRY	0.0039	ND (0.0022 J)	ND (0.00074 J)	ND ('0.00044 J)	ND (0.0012 J)	ND	ND (0.0021 J)
COPPER, TOTAL	mg/L	0.005	0.007	0.0025	0.0021	DRY	ND	ND	ND	ND	ND	ND	ND
LEAD, TOTAL	mg/L	0.0012	0.03	0.0013	0.00035	DRY	ND	ND	ND	ND	ND	ND	ND
MERCURY, TOTAL	mg/L	0.000012	0.0014	0.0002	0.00007	DRY	ND	ND	ND	ND	ND	ND	ND
NICKEL, TOTAL	mg/L	0.029	0.26	0.0025	0.0018	DRY	ND	0.0029	ND	ND	ND	ND	ND
SELENIUM, TOTAL	mg/L	0.005	n/a	0.0013	0.00024	DRY	ND (0.0004 J)	ND (0.00029 J)	ND	ND (0.0012 J)	ND	ND (0.00047 J)	ND
SILVER, TOTAL	mg/L	n/a	n/a	0.00025	0.00011	DRY	ND	ND	ND	ND	ND	ND	ND
THALLIUM, TOTAL	mg/L	n/a	n/a	0.0005	8.5E-05	DRY	ND	ND	ND	ND	ND	ND	ND
VANADIUM, TOTAL	mg/L	n/a	n/a	0.0025	0.0014	DRY	ND (0.002 J)	0.004	0.0053	0.0082	0.0083	0.0058	0.005
ZINC, TOTAL	mg/L	0.065	0.065	0.02	6.5E-03	DRY	ND	ND	ND	ND	ND	ND	ND

NOTES:

1. mg/L - Milligrams per Liter
2. PQL = Practical Quantitation Limit
3. MDL - Method Detection Limit.
4. J - Result is an estimated value. The result is greater than or equal to the Method Detection Limit (MDL) and less than the Practical Quantitation Limit (PQL). Values are displayed as less that the PQL/RL with a J.
5. "<" - Constituent was analyzed for, but was not detected above the MDL and is considered a non-detect. Values displayed as less than RL.
6. N/A - Not sampled as per the site D&O Plan. Locations SWA-1, SWA-2, SWA-3, and SWC-7 only are sampled for COD, Chloride, Cyanide, & TOC.
7. NS - No samples collected. Location dry.
8. GASWS = Georgia Surface Water Quality Standards

SURFACE WATER ANALYTICAL DATA SUMMARY (MARCH 2018)
GPC PLANT SCHERER
JULIETTE, GEORGIA

Analyte	Units	Screening / Target Levels				SURFACE WATER SAMPLING LOCATIONS							
		GA SWS		RL	MDL	SWA-1	SWA-2	SWA-3	SWC-4	SWC-5	SWC-6	SWC-7	SWC-8
Sample Date:		Chronic	Acute			3/23/2018	3/23/2018	3/23/2018	3/23/2018	3/23/2018	3/23/2018	3/23/2018	3/23/2018
FIELD MONITORING PARAMETERS													
pH	SU	6.0-8.5	6.0-8.5	N/R	N/R	6.73	6.76	6.95	7.07	6.93	7.34	7.27	7.12
Temperature	C	n/a	n/a	N/R	N/R	14.4	15.37	14.27	12.35	13.95	12.48	11.79	13.4
Specific Conductance	us/cm	n/a	n/a	N/R	N/R	417.53	541.8	319.2	325.1	358.4	146.8	281.2	397
Dissolved Oxygen	mg/L	>5.0	>5.0	N/R	N/R	10.11	9.29	20.17	10.03	8.63	9.94	10.43	9.89
ORP	mV	n/a	n/a	N/R	N/R	151.9	72.8	87.5	112.1	108.5	86.3	94.6	86.7
Turbidity	NTU	n/a	n/a	N/R	N/R	13.8	4.53	4.32	9.4	2.76	11.1	10.94	5.64
APPENDIX III													
BORON, TOTAL	mg/L	n/a	n/a	0.1	0.021	0.39	0.95	0.56	0.5	0.072	<0.050	0.35	0.67
CALCIUM, TOTAL	mg/L	n/a	n/a	0.2	0.13	24	34	14	19	37	11	23	24
CHLORIDE, TOTAL	mg/L	n/a	n/a	1.0	0.89	4.1	9.1	10	6.8	11	2.7	6.1	8.5
FLUORIDE, TOTAL	mg/L	n/a	n/a	0.2	0.082	0.15 J	<0.20	<0.20	<0.20	0.21	<0.20	<0.20	<0.20
SULFATE, TOTAL	mg/L	n/a	n/a	1	0.7	78	180	93	80	53	1.1	61	100
TOTAL DISSOLVED SOLIDS	mg/L	n/a	n/a	5.0	3.4	210	360	210	210	230	100	290	250
STATE REQUIRED INORGANICS													
CHEMICAL OXYGEN DEMAND	mg/L	n/a	n/a	10.0	6.4	18	10	12	N/A	N/A	N/A	8.0 J	N/A
CYANIDE, TOTAL	mg/L	n/a	n/a	0.0	0.005	<0.0050	<0.0050	<0.0050	N/A	N/A	N/A	<0.0050	N/A
TOTAL ORGANIC CARBON	mg/L	n/a	n/a	1.0	0.5	3.3	1.3	0.88 J	N/A	N/A	N/A	1.7	N/A
STATE REQUIRED METALS													
ANTIMONY, TOTAL	mg/L	n/a	n/a	0.0025	0.001	<0.0025	<0.0025	<0.0025	<0.0025	<0.0025	<0.0025	<0.0025	<0.0025
ARSENIC, TOTAL	mg/L	0.15	0.34	0.0013	0.00046	<0.0013	<0.0013	<0.0013	<0.0013	<0.0013	<0.0013	<0.0013	<0.0013
BARIUM, TOTAL	mg/L	n/a	n/a	0.0025	0.00049	0.063	0.068	0.048	0.053	0.04	0.025	0.058	0.06
BERYLLIUM, TOTAL	mg/L	n/a	n/a	0.0025	0.00034	<0.0025	<0.0025	<0.0025	<0.0025	<0.0025	<0.0025	<0.0025	<0.0025
CADMIUM, TOTAL	mg/L	0.0013	0.002	0.0025	0.00034	<0.0025	<0.0025	<0.0025	<0.0025	<0.0025	<0.0025	<0.0025	<0.0025
CHROMIUM, TOTAL	mg/L	n/a	n/a	0.0025	0.0011	<0.0025	<0.0025	<0.0025	<0.0025	0.003	0.0014 J	<0.0025	<0.0025
COBALT, TOTAL	mg/L	n/a	n/a	0.0025	0.0004	<0.0025	0.0064	0.0052	0.0025	<0.0025	0.0027	0.00092 J	0.005
COPPER, TOTAL	mg/L	0.005	0.007	0.0025	0.0021	0.0037	<0.0025	<0.0025	<0.0025	<0.0025	<0.0025	<0.0025	<0.0025
LEAD, TOTAL	mg/L	0.0012	0.03	0.0013	0.00035	<0.0013	<0.0013	<0.0013	<0.0013	<0.0013	<0.0013	<0.0013	<0.0013
MERCURY, TOTAL	mg/L	0.000012	0.0014	0.0002	0.00007	0.00011 J	0.000097 J	0.0001 J	0.0001 J	<0.00020	<0.00020	0.0001 J	<0.00020
NICKEL, TOTAL	mg/L	0.029	0.26	0.0025	0.0018	<0.0025	<0.0025	<0.0025	<0.0025	<0.0025	<0.0025	<0.0025	<0.0025
SELENIUM, TOTAL	mg/L	0.005	n/a	0.0013	0.00024	0.0012 J	0.00048 J	<0.0013	<0.0013	0.0026	0.00032 J	<0.0013	<0.0013
SILVER, TOTAL	mg/L	n/a	n/a	0.00025	0.00011	<0.0013	<0.0013	<0.0013	<0.0013	<0.0013	<0.0013	<0.0013	<0.0013
THALLIUM, TOTAL	mg/L	n/a	n/a	0.0005	8.5E-05	0.00028 J	<0.00050	<0.00050	<0.00050	<0.00050	<0.00050	<0.00050	<0.00050
VANADIUM, TOTAL	mg/L	n/a	n/a	0.0025	0.0014	0.0033	<0.0025	<0.0025	0.0017 J	0.0038	0.0026	0.0022 J	<0.0025
ZINC, TOTAL	mg/L	0.065	0.065	0.02	6.5E-03	0.0077 J	<0.020	<0.020	<0.020	<0.020	<0.020	<0.020	<0.020

NOTES:

1. mg/L - Milligrams per Liter
2. PQL = Practical Quantitation Limit
3. MDL - Method Detection Limit.
4. J - Result is an estimated value. The result is greater than or equal to the Method Detection Limit (MDL) and less than the Practical Quantitation Limit (PQL). Values are displayed as less that the PQL/RL with a J.
5. "<" - Constituent was analyzed for, but was not detected above the MDL and is considered a non-detect. Values displayed as less than RL.
6. N/A - Not sampled as per the site D&O Plan. Locations SWA-1, SWA-2, SWA-3, and SWC-7 only are sampled for COD, Chloride, Cyanide, & TOC.
7. NS - No samples collected. Location dry.
8. GASWS = Georgia Surface Water Quality Standards

SURFACE WATER ANALYTICAL DATA SUMMARY (OCTOBER 2017)
GPC PLANT SCHERER
JULIETTE, GEORGIA

Analyte	Units	Screening / Target Levels		Screening Levels		SURFACE WATER SAMPLING LOCATIONS							
		MCL	SMCL	RL	MDL	SWA-1	SWA-2	SWA-3	SWC-4	SWC-5	SWC-6	SWC-7	SWC-8
					Sample Date:	10/9/2017	10/9/2017	10/9/2017	10/9/2017	10/9/2017	10/9/2017	10/9/2017	10/9/2017
FIELD MONITORING PARAMETERS													
pH	SU	5.5-7.5	N/R	N/R	N/R	7.31	6.86	7.2	7.36	6.78	7.48	6.99	7.14
Temperature	C	N/R	N/R	N/R	N/R	25.96	22.89	23.34	24.15	23.3	22.58	24.32	23.34
Specific Conductance	us/cm	N/R	N/R	N/R	N/R	501.01	601.24	212.12	407.1	238.65	156.6	428.28	486.74
Dissolved Oxygen	mg/L	N/R	N/R	N/R	N/R	8.62	6.77	6.84	6.97	1.76	7.7	6.8	7.03
ORP	mV	N/R	N/R	N/R	N/R	108.87	43.43	39.69	72.76	34.25	-12.77	16.4	31
Turbidity	NTU	N/R	N/R	N/R	N/R	0.51	2.84	4.07	1.88	1.68	9.3	1.14	2.62
APPENDIX III													
BORON, TOTAL	mg/L	N/R	N/R	0.1	0.021	0.78	1.8	0.38	1.0	0.026 J	0.022 J	0.74	1.3
CALCIUM, TOTAL	mg/L	N/R	N/R	0.2	0.13	35	44	13	29	26	15	32	34
CHLORIDE, TOTAL	mg/L	N/R	250	1.0	0.89	11	8.9	9.7	7.7	4.9	2.7	9.7	8.6
FLUORIDE, TOTAL	mg/L	4	2	0.2	0.082	0.47	0.099 J	<0.20	<0.20	0.23	<0.20	0.19 J	<0.20
SULFATE, TOTAL	mg/L	N/R	250	1	0.7	160	220	43	120	14	<1.0	190	160
TOTAL DISSOLVED SOLIDS	mg/L	N/R	500	5.0	3.4	200	350	160	230	52	110	190	240
STATE REQUIRED INORGANICS													
CHEMICAL OXYGEN DEMAND	mg/L	N/R	N/R	10.0	6.4	8.8 J	7.2 J	<10	N/A	N/A	N/A	<10	N/A
CYANIDE, TOTAL	mg/L	4	2	0.0	0.005	<0.0050	<0.0050	<0.0050	N/A	N/A	N/A	<0.0050	N/A
TOTAL ORGANIC CARBON	mg/L	N/R	500	1.0	0.5	3.3	2.2	1.8	N/A	N/A	N/A	3	N/A
STATE REQUIRED METALS													
ANTIMONY, TOTAL	mg/L	0.006	N/R	0.0025	0.001	<0.0025	<0.0025	<0.0025	<0.0025	<0.0025	<0.0025	<0.0025	<0.0025
ARSENIC, TOTAL	mg/L	0.01	N/R	0.0013	0.00046	0.0008 J	<0.0013	<0.0013	<0.0013	<0.0013	<0.0013	<0.0013	<0.0013
BARIUM, TOTAL	mg/L	2	N/R	0.0025	0.00049	0.11	0.064	0.035	0.059	0.033	0.027	0.086	0.06
BERYLLIUM, TOTAL	mg/L	0.004	N/R	0.0025	0.00034	<0.0025	<0.0025	<0.0025	<0.0025	<0.0025	<0.0025	<0.0025	<0.0025
CADMIUM, TOTAL	mg/L	0.005	N/R	0.0025	0.00034	<0.0025	<0.0025	<0.0025	<0.0025	<0.0025	<0.0025	<0.0025	<0.0025
CHROMIUM, TOTAL	mg/L	0.1	N/R	0.0025	0.0011	<0.0025	<0.0025	<0.0025	<0.0025	0.0036	0.003	<0.0025	<0.0025
COBALT, TOTAL	mg/L	N/R	N/R	0.0025	0.0004	<0.0025	0.002 J	0.002 J	0.00081 J	0.00089 J	0.0034	<0.0025	0.0016 J
COPPER, TOTAL	mg/L	1.3	N/R	0.0025	0.0021	0.0067	<0.0025	<0.0025	0.0042	<0.0025	0.0073	0.0055	<0.0025
LEAD, TOTAL	mg/L	N/R	0.015	0.0013	0.00035	<0.0013	<0.0013	<0.0013	<0.0013	<0.0013	0.00065 J	<0.0013	<0.0013
MERCURY, TOTAL	mg/L	0.002	N/R	0.0002	0.00007	<0.00020	<0.00020	<0.00020	<0.00020	<0.00020	<0.00020	<0.00020	<0.00020
NICKEL, TOTAL	mg/L	0.1	N/R	0.0025	0.0018	<0.0025	<0.0025	<0.0025	<0.0025	<0.0025	<0.0025	<0.0025	<0.0025
SELENIUM, TOTAL	mg/L	0.05	N/R	0.0013	0.00024	0.0025	0.00045 J	0.0003 J	<0.0013	<0.0013	<0.0013	0.0012 J	0.00059 J
SILVER, TOTAL	mg/L	0.1	N/R	0.00025	0.00011	<0.0013	<0.0013	<0.0013	<0.0013	<0.0013	<0.0013	<0.0013	<0.0013
THALLIUM, TOTAL	mg/L	0.002	N/R	0.0005	8.5E-05	<0.00050	<0.00050	<0.00050	<0.00050	<0.00050	<0.00050	<0.00050	<0.00050
VANADIUM, TOTAL	mg/L	N/R	N/R	0.0025	0.0014	0.0043	<0.0025	<0.0025	0.0017 J	0.0016 J	0.0057	0.0021 J	<0.0025
ZINC, TOTAL	mg/L	5	N/R	0.02	6.5E-03	<0.020	<0.020	<0.020	<0.020	<0.020	<0.020	<0.020	<0.020

NOTES:

1. mg/L - Milligrams per Liter
2. PQL = Practical Quantitation Limit
3. MDL - Method Detection Limit.
4. J - Result is an estimated value. The result is greater than or equal to the Method Detection Limit (MDL) and less than the Practical Quantitation Limit (PQL). Values are displayed as less that the PQL/RL with a J.
5. "<" - Constituent was analyzed for, but was not detected above the MDL and is considered a non-detect. Values displayed as less than RL.
6. N/A - Not sampled as per the site D&O Plan. Locations SWA-1, SWA-2, SWA-3, and SWC-7 only are sampled for COD, Chloride, Cyanide, & TOC.
7. NS - No samples collected. Location dry.
8. Results for Total Dissolved Solids were obtained from samples collected October 24,2017

SURFACE WATER ANALYTICAL DATA SUMMARY-April 2017
GPC PLANT SCHERER
JULIETTE, GEORGIA

Analyte	Units	Screening Levels		GROUNDWATER MONITORING WELLS							
		RL	MDL	SWA-1	SWA-2	SWA-3	SWC-4	SWC-5	SWC-6	SWC-7	SWC-8
			Sample Date:	4/11/2017	4/11/2017	4/11/2017	4/11/2017	4/11/2017	4/11/2017	4/11/2017	4/11/2017
INDICATOR PARAMETERS											
CHEMICAL OXYGEN DEMAND	mg/L	10	6.4	<10	<10	<10	N/A	N/A	N/A	7.8 J	N/A
CHLORIDE, TOTAL	mg/L	1.0	0.89	7.3	8.8	9.7	N/A	N/A	N/A	7	N/A
CYANIDE, TOTAL	mg/L	0.005	0.005	<0.0050	<0.0050	<0.0050	N/A	N/A	N/A	<0.0050	N/A
TOTAL ORGANIC CARBON	mg/L	1.0	0.5	3.2	1.3	0.81 J	N/A	N/A	N/A	1.8	N/A
METALS											
ANTIMONY, TOTAL	mg/L	0.0025	0.001	<0.0025	<0.0025	<0.0025	<0.0025	<0.0025	<0.0025	<0.0025	<0.0025
ARSENIC, TOTAL	mg/L	0.0013	0.00046	<0.0013	<0.0013	<0.0013	<0.0013	<0.0013	<0.0013	<0.0013	<0.0013
BARIUM, TOTAL	mg/L	0.0025	0.00049	0.08	0.07	0.041	0.050	0.026	0.026	0.052	0.058
BERYLLIUM, TOTAL	mg/L	0.0025	0.00034	<0.0025	<0.0025	<0.0025	<0.0025	<0.0025	<0.0025	<0.0025	<0.0025
CADMIUM, TOTAL	mg/L	0.0025	0.00034	<0.0025	<0.0025	<0.0025	<0.0025	<0.0025	<0.0025	<0.0025	<0.0025
CHROMIUM, TOTAL	mg/L	0.0025	0.0011	<0.0025	<0.0025	<0.0025	<0.0025	0.0034	0.0011 J	<0.0025	<0.0025
COBALT, TOTAL	mg/L	0.0025	0.0004	<0.0025	0.0051	0.0051	0.002 J	<0.0025	0.0033	0.00064 J	0.0037
COPPER, TOTAL	mg/L	0.0025	0.0021	0.0058	<0.0025	<0.0025	<0.0025	<0.0025	<0.0025	<0.0025	<0.0025
LEAD, TOTAL	mg/L	0.0013	0.00035	<0.0013	<0.0013	<0.0013	<0.0013	<0.0013	<0.0013	<0.0013	<0.0013
MERCURY, TOTAL	mg/L	0.0002	0.00007	<0.00020	<0.00020	<0.00020	<0.00020	<0.00020	<0.00020	<0.00020	<0.00020
NICKEL, TOTAL	mg/L	0.0025	0.0018	<0.0025	<0.0025	<0.0025	<0.0025	<0.0025	<0.0025	<0.0025	<0.0025
SELENIUM, TOTAL	mg/L	0.0013	0.00024	0.00056 J	<0.0013	<0.0013	<0.0013	0.0013	<0.0013	<0.0013	<0.0013
SILVER, TOTAL	mg/L	0.00025	0.00011	<0.00025	<0.00025	<0.00025	<0.00025	<0.00025	<0.00025	<0.00025	<0.00025
THALLIUM, TOTAL	mg/L	0.0005	8.5E-05	<0.00050	<0.00050	<0.00050	<0.00050	<0.00050	<0.00050	<0.00050	<0.00050
VANADIUM, TOTAL	mg/L	0.0025	0.0014	0.0032	0.0021	0.0034	0.0043	0.0097	0.0033	0.0033	0.0033
ZINC, TOTAL	mg/L	0.02	6.5E-03	<0.020	<0.020	<0.020	<0.020	<0.020	<0.020	<0.020	<0.020

NOTES:

1. mg/L - Milligrams per Liter
2. PQL = Practical Quantitation Limit
3. MDL - Method Detection Limit.
4. J - Result is an estimated value. The result is greater than or equal to the Method Detection Limit (MDL) and less than the Practical Quantitation Limit (PQL). Values are displayed as less that the PQL/RL with a J.
5. "<" - Constituent was analyzed for, but was not detected above the MDL and is considered a non-detect. Values displayed as less than RL.
6. N/A - Not sampled as per the site D&O Plan. Locations SWA-1, SWA-2, SWA-3, and SWC-7 only are sampled for COD, Chloride, Cyanide, & TOC.
7. NS - No samples collected. Location dry.

SURFACE WATER ANALYTICAL DATA SUMMARY
GPC PLANT SCHERER
JULIETTE, GEORGIA

Analyte	Units	Screening Levels		GROUNDWATER MONITORING WELLS							
		RL	MDL	SWA-1	SWA-2	SWA-3	SWC-4	SWC-5	SWC-6	SWC-7	SWC-8
			Sample Date:	NS	10/10/2016	10/10/2016	10/10/2016	10/10/2016	10/10/2016	10/10/2016	10/10/2016
INDICATOR PARAMETERS											
CHEMICAL OXYGEN DEMAND	mg/L	10	6.4	NS	<10	<10	N/A	N/A	N/A	<10	N/A
CHLORIDE, TOTAL	mg/L	1.0	0.89	NS	9.9	10	N/A	N/A	N/A	9.1	N/A
CYANIDE, TOTAL	mg/L	0.005	0.005	NS	<0.005	<0.005	N/A	N/A	N/A	<0.005	N/A
TOTAL ORGANIC CARBON	mg/L	1.0	0.5	NS	1.4	0.8	N/A	N/A	N/A	1.9	N/A
METALS											
ANTIMONY, TOTAL	mg/L	0.0025	0.001	NS	<0.0025	<0.0025	<0.0025	<0.0025	<0.0025	<0.0025	<0.0025
ARSENIC, TOTAL	mg/L	0.0013	0.00046	NS	<0.0013	<0.0013	<0.0013	<0.0013	<0.0013	<0.0013	<0.0013
BARIUM, TOTAL	mg/L	0.0025	0.00049	NS	0.076	0.025	0.050	0.027	0.016	0.070	0.063
BERYLLIUM, TOTAL	mg/L	0.0025	0.00034	NS	<0.0025	<0.0025	<0.0025	<0.0025	<0.0025	<0.0025	<0.0025
CADMIUM, TOTAL	mg/L	0.0025	0.00034	NS	<0.0025	<0.0025	<0.0025	<0.0025	<0.0025	<0.0025	<0.0025
CHROMIUM, TOTAL	mg/L	0.0025	0.0011	NS	<0.0025	<0.0025	<0.0025	0.0027	0.0012 J	<0.0025	<0.0025
COBALT, TOTAL	mg/L	0.0025	0.0004	NS	0.00043 J	0.0011 J	0.0017 J	<0.0025	0.00058 J	<0.0025	0.0017 J
COPPER, TOTAL	mg/L	0.0025	0.0021	NS	<0.0025	<0.0025	<0.0025	<0.0025	<0.0025	0.0021 J	<0.0025
LEAD, TOTAL	mg/L	0.0013	0.00035	NS	<0.0013	<0.0013	<0.0013	<0.0013	<0.0013	<0.0013	<0.0013
MERCURY, TOTAL	mg/L	0.0002	0.00007	NS	<0.0002	<0.0002	<0.0002	<0.0002	<0.0002	<0.0002	<0.0002
NICKEL, TOTAL	mg/L	0.0025	0.0018	NS	<0.0025	<0.0025	<0.0025	<0.0025	<0.0025	<0.0025	<0.0025
SELENIUM, TOTAL	mg/L	0.0013	0.00024	NS	<0.0013	<0.0013	<0.0013	0.00051 J	<0.0013	<0.0013	<0.0013
SILVER, TOTAL	mg/L	0.00025	0.00011	NS	<0.00025	<0.00025	<0.00025	<0.00025	<0.00025	<0.00025	<0.00025
THALLIUM, TOTAL	mg/L	0.0005	8.5E-05	NS	<0.0005	<0.0005	<0.0005	<0.0005	<0.0005	<0.0005	<0.0005
VANADIUM, TOTAL	mg/L	0.0025	0.0014	NS	<0.0025	0.0019 J	0.0029	0.0064	0.0038	0.0039	0.0028
ZINC, TOTAL	mg/L	0.02	6.5E-03	NS	<0.02	<0.02	<0.02	<0.02	<0.02	<0.02	<0.02

NOTES:

1. mg/L - Milligrams per Liter
2. PQL = Practical Quantitation Limit
3. MDL - Method Detection Limit.
4. J - Result is an estimated value. The result is greater than or equal to the Method Detection Limit (MDL) and less than the Practical Quantitation Limit (PQL). Values are displayed as less that the PQL/RL with a J.
5. "<" - Constituent was analyzed for, but was not detected above the MDL and is considered a non-detect. Values displayed as less than RL.
6. N/A - Not sampled as per the site D&O Plan. Locations SWA-1, SWA-2, SWA-3, and SWC-7 only are sampled for COD, Chloride, Cyanide, & TOC.
7. NS - No samples collected. Location dry.

Concentrations of Target Parameters in Surface Water
(Concentrations are in milligrams per liter, mg/L) April 18, 2016

Constituent	PQL	MDL	SWA-1	SWA-2	SWA-3	SWC-4	SWC-5	SWC-6	SWC-7	SWC-8
Antimony	0.003	0.0006	N/S	<0.003	<0.003	<0.003	<0.003	<0.003	<0.003	<0.003
Arsenic	0.005	0.001	N/S	<0.005	<0.005	<0.005	<0.005	<0.005	<0.005	<0.005
Barium	0.01	0.002	N/S	0.0793	0.0395	0.0545	0.0316	0.0395	0.0588	0.0626
Beryllium	0.003	0.0006	N/S	<0.003	<0.003	<0.003	<0.003	<0.003	<0.003	<0.003
Cadmium	0.001	0.0001	N/S	<0.001	<0.001	<0.001	<0.001	<0.001	<0.001	<0.001
Chemical Oxygen Demand	10	6.4	N/S	<6.4	<6.4	N/A	N/A	N/A	<6.4	N/A
Chloride	2.0	0.6	N/S	8.2	10	N/A	N/A	N/A	7.38	7.38
Chromium	0.01	0.002	N/S	<0.010	<0.002	<0.010	0.00498 J	<0.010	<0.010	<0.010
Cobalt	0.01	0.002	N/S	0.00585 J	0.0162	0.00430 J	<0.010	0.00631 J	<0.010	0.00796 J
Copper	0.025	0.005	N/S	<0.0250	<0.0250	<0.0250	<0.0250	<0.0250	<0.0250	<0.0250
Cyanide, Total	0.005	0.005	N/S	<0.005	<0.005	N/A	N/A	N/A	<0.005	<0.005
Lead	0.005	0.001	N/S	0.0036 J	<0.002	<0.005	<0.005	<0.005	<0.005	<0.005
Mercury	0.0002	0.00007	N/S	<0.005	<0.005	<0.005	<0.0005	<0.0005	<0.0005	<0.0005
Nickel	0.01	0.002	N/S	<0.010	0.00341 J	<0.010	<0.010	<0.010	<0.010	<0.010
Selenium	0.02	0.004	N/S	<0.010	<0.010	<0.010	0.00847 J	<0.010	<0.010	<0.010
Silver	0.010	0.002	N/S	<0.010	<0.0110	<0.010	<0.010	<0.010	<0.010	<0.010
Thallium	0.001	0.0002	N/S	<0.001	<0.00049	<0.00049	<0.001	<0.001	<0.001	<0.001
Total Organic Carbon	1.0	0.5	N/S	1.2	0.77	N/A	N/A	N/A	1.2	3.1
Vanadium	0.01	0.002	N/S	<0.010	<0.010	<0.010	0.00530 J	<0.010	<0.010	<0.010
Zinc	0.02	0.002	N/S	<0.010	<0.010	<0.010	<0.010	<0.010	0.00246 J	0.00271 J

PQL = Practical Quantitation Limit; MDL = Method Detection Limit
J - The reported value is between the laboratory method detection limit and the laboratory practical quantitation limit.
V – Analyte detected at or above method detection limit in sample and method blank and 10x blank equal or greater than sample value.
N/A- Not sampled for the constituent; as per the site D&O plan only locations SWA-1, SWA-2, SWA-3, and SWC-7 are sampled for COD, Cl, Cn, and TOC.
NS – No samples collected due to dry condition.

Concentrations of Target Parameters in Surface Water (Concentrations are in milligrams per liter, mg/L) November 12, 2015

Constituent	PQL	MDL	SWA-1	SWA-2	SWA-3	SWC-4	SWC-5	SWC-6	SWC-7	SWC-8
Antimony	0.005	0.0005	<0.0005	<0.0005	<0.0005	<0.0005	<0.0005	<0.0005	<0.0005	NS
Arsenic	0.01	0.004	<0.004	<0.004	<0.004	<0.004	<0.004	<0.004	<0.004	NS
Barium	0.01	0.002	0.066	0.074	0.043	0.054	0.029	0.049	0.061	NS
Beryllium	0.003	0.001	<0.001	<0.001	<0.001	<0.001	<0.001	<0.001	<0.001	NS
Cadmium	0.005	0.001	<0.001	<0.001	<0.001	<0.001	<0.001	<0.001	<0.001	NS
Chemical Oxygen Demand	10	6.4	8.9 J	<6.4	<6.4	N/A	N/A	N/A	8.6 J	NS
Chloride	2.0	0.6	10	10	12	N/A	N/A	N/A	9.7	NS
Chromium	0.01	0.002	<0.002	0.0022 J	<0.002	<0.002	0.003 J	<0.002	<0.002	NS
Cobalt	0.01	0.003	<0.003	<0.003	<0.003	<0.003	<0.003	0.0074 J	<0.003	NS
Copper	0.02	0.002	0.0093 J	<0.002	<0.002	<0.002	<0.002	<0.002	<0.002	NS
Cyanide, Total	0.005	0.005	<0.005	<0.005	<0.005	N/A	N/A	N/A	<0.005	NS
Lead	0.01	0.002	0.0024 J	0.0036 J	<0.002	0.0039 J	0.0048 J	0.0030 J	0.0029 J	NS
Mercury	0.0002	0.00007	<0.00007	<0.00007	<0.00007	<0.00007	<0.00007	<0.00007	<0.00007	NS
Nickel	0.005	0.003	<0.003	<0.003	<0.003	<0.003	<0.003	<0.003	<0.003	NS
Selenium	0.02	0.004	0.0048 J	0.0053 JV	0.0047 JV	0.0054 JV	0.0065 JV	0.0058 JV	0.0067 JV	NS
Silver	0.005	0.002	<0.002	<0.002	<0.002	<0.002	<0.002	<0.002	<0.002	NS
Thallium	0.001	0.00049	<0.00049	<0.00049	<0.00049	<0.00049	<0.00049	<0.00049	<0.00049	NS
Total Organic Carbon	1.0	0.5	3.6	2.5	1.3	N/A	N/A	N/A	3.1	NS
Vanadium	0.01	0.003	<0.003	<0.003	<0.003	<0.003	<0.003	<0.003	<0.003	NS
Zinc	0.02	0.008	<0.008	<0.008	<0.008	<0.008	<0.008	<0.008	<0.008	NS

PQL = Practical Quantitation Limit; MDL = Method Detection Limit
J - The reported value is between the laboratory method detection limit and the laboratory practical quantitation limit.
V – Analyte detected at or above method detection limit in sample and method blank and 10x blank equal or greater than sample value.
N/A- Not available or not sampled for the constituent.
NS – No samples collected – dry conditions.

Concentrations of Target Parameters in Surface Water, May 2015
All concentrations are in milligrams per liter (mg/L)

Constituent	PQL	SWA-1	SWA-2	SWA-3	SWC-4	SWC-5	SWC-6	SWC-7	SWC-8
Antimony	0.005	<0.005	<0.005	NS	<0.005	<0.005	<0.005	<0.005	NS
Arsenic	0.01	<0.01	<0.01	NS	<0.01	<0.01	<0.01	<0.01	NS
Barium	0.010	0.069	0.062	NS	0.049	0.054	0.060	0.056	NS
Beryllium	0.003	<0.003	<0.003	NS	<0.003	<0.003	<0.003	<0.003	NS
Cadmium	0.005	<0.005	<0.005	NS	<0.005	<0.005	<0.005	<0.005	NS
Chemical Oxygen Demand	6.4	<6.4	<6.4	NS	N/A	N/A	N/A	<6.4	NS
Chloride	2.0	8.5	10	NS	N/A	N/A	N/A	10	NS
Chromium	0.010	<0.01	<0.01	NS	0.0022 I	0.013	0.0023 I	0.0022 I	NS
Cobalt	0.010	<0.01	0.0041 I	NS	<0.01	<0.01	<0.01	<0.01	NS
Copper	0.020	0.0084 I	0.0025 I	NS	<0.02	0.0052 I	0.0072 I	0.0062 I	NS
Cyanide, Total	0.005	<0.005	<0.005	NS	N/A	N/A	N/A	<0.005	NS
Lead	0.01	0.0032 I	0.0041 I	NS	0.0064 I	0.0092 I	0.0058 I	0.0051 I	NS
Mercury	0.0002	<0.0002	<0.0002	NS	<0.0002	<0.0002	<0.0002	<0.0002	NS
Nickel	0.005	<0.005	<0.005	NS	<0.005	0.0044 I	<0.005	<0.005	NS
Selenium	0.02	0.0049 I	<0.02	NS	0.0059 I	0.02	0.0088 I	0.0047 I	NS
Silver	0.005	<0.005	<0.005	NS	<0.005	<0.005	<0.005	<0.005	NS
Thallium	0.001	<0.001	<0.001	NS	<0.001	<0.001	<0.001	<0.001	NS
Total Organic Carbon	1.0	4.2	1.1	NS	N/A	N/A	N/A	2.2	NS
Vanadium	0.010	0.0032 I	0.0044 I	NS	<0.01	0.021	0.0053 I	0.0043 I	NS
Zinc	0.020	<0.02	<0.02	NS	<0.02	0.0080 I	<0.02	<0.02	NS

PQL = Practical Quantitation Limit (Reporting Limit)
I - The reported value is between the laboratory method detection limit and the laboratory practical quantitation limit.
N/A- Not available; not sampled for the constituent.
NS – No samples collected – dry conditions.

Concentrations of Target Parameters in Surface Water, November 2014
All concentrations are in milligrams per liter (mg/L)

Constituent	PQL	SWA-1	SWA-2	SWA-3	SWC-4	SWC-5	SWC-6	SWC-7	SWC-8
Antimony	0.002	<0.002	<0.002	<0.002	<0.002	<0.002	<0.002	<0.002	NS
Arsenic	0.005	<0.004	<0.004	<0.004	<0.004	<0.004	<0.004	<0.004	NS
Barium	0.010	0.11	0.071	0.037	0.053	0.071	0.022	0.081	NS
Beryllium	0.003	<0.001	<0.001	<0.001	<0.001	<0.001	<0.001	<0.001	NS
Cadmium	0.001	<0.001	<0.001	<0.001	<0.001	<0.001	<0.001	<0.001	NS
Chemical Oxygen Demand	10	<6.4	<6.4	<6.4	N/A	N/A	N/A	6.6 I	NS
Chloride	2.0	17	10	11	N/A	N/A	N/A	14	NS
Chromium	0.010	<0.002	<0.002	<0.002	<0.002	0.0037 I	<0.002	0.0024 I	NS
Cobalt	0.010	<0.003	0.0051 I	<0.003	<0.003	<0.003	<0.003	<0.003	NS
Copper	0.010	0.0027 I	<0.002	<0.002	<0.002	<0.002	0.0021 I	0.0029 I	NS
Cyanide, Total	0.005	<0.005	<0.005	<0.005	N/A	N/A	N/A	<0.005	NS
Lead	0.005	<0.002	0.0023 I	<0.002	0.0024 I	0.0022 I	<0.002	0.0021 I	NS
Mercury	0.0002	<0.00007	<0.00007	<0.00007	<0.00007	<0.00007	<0.00007	<0.00007	NS
Nickel	0.005	<0.003	<0.003	<0.003	<0.003	<0.003	<0.003	<0.003	NS
Selenium	0.010	<0.004	<0.004	<0.004	<0.004	0.0085 I	<0.004	<0.004	NS
Silver	0.005	<0.002	<0.002	<0.002	<0.002	<0.002	<0.002	<0.002	NS
Thallium	0.001	<0.00025	<0.00025	<0.00025	<0.00025	<0.00025	<0.00025	<0.00025	NS
Total Organic Carbon	1.0	3.4	1.6	1.6	N/A	N/A	N/A	2.8	NS
Vanadium	0.010	<0.003	<0.003	<0.003	<0.003	<0.003	<0.003	<0.003	NS
Zinc	0.020	<0.008	<0.008	<0.008	<0.008	<0.008	<0.008	<0.008	NS

PQL = Practical Quantitation Limit (Reporting Limit)
I - The reported value is between the laboratory method detection limit and the laboratory practical quantitation limit.
N/A- Not available; not sampled for the constituent.
NS – No samples collected – dry conditions.

Concentrations in Milligrams per Liter of Target Parameters in Surface Water, May 2014

Constituent	PQL	SWA-1	SWA-2	SWA-3	SWC-4	SWC-5	SWC-6	SWC-7	SWC-8
Antimony	0.002	<0.002	<0.002	<0.002	<0.002	<0.002	<0.002	<0.002	<0.002
Arsenic	0.005	<0.004	<0.004	<0.004	<0.004	<0.004	<0.004	<0.004	<0.004
Barium	0.010	0.053	0.081	0.039	0.091	0.028	0.036	0.058	0.065
Beryllium	0.003	<0.001	<0.001	<0.001	<0.001	<0.001	<0.001	<0.001	<0.001
Cadmium	0.001	<0.001	<0.001	<0.001	<0.001	<0.001	<0.001	<0.001	<0.001
Chemical Oxygen Demand	10	6.6 I	<6.4	<6.4	N/A	N/A	N/A	6.6 I	N/A
Chloride	2.0	8.5	9.5	11	N/A	N/A	N/A	8.9	N/A
Chromium	0.010	0.0023 I	<0.002	<0.002	0.0027 I	0.0090 I	0.0036 I	0.0024 I	0.0028 I
Cobalt	0.010	<0.003	0.0051 I	0.0053 I	<0.003	<0.003	0.0048 I	<0.003	0.0049 I
Copper	0.010	<0.002	<0.002	<0.002	0.0079 I	<0.002	<0.002	0.0021 I	<0.002
Cyanide, Total	0.005	<0.005	<0.005	<0.005	N/A	N/A	N/A	<0.005	N/A
Lead	0.005	<0.002	<0.002	<0.002	<0.002	<0.002	<0.002	<0.002	<0.002
Mercury	0.0002	<0.00007	<0.00007	<0.00007	<0.00007	<0.00007	<0.00007	<0.00007	<0.00007
Nickel	0.005	<0.003	<0.003	<0.003	<0.003	<0.003	<0.003	<0.003	<0.003
Selenium	0.010	<0.004	0.0042 I	<0.004	0.0058 I	<0.004	<0.004	0.0051 I	<0.004
Silver	0.005	<0.002	<0.002	<0.002	<0.002	<0.002	<0.002	<0.002	<0.002
Thallium	0.001	<0.00025	<0.00025	<0.00025	<0.00025	<0.00025	<0.00025	<0.00025	<0.00025
Total Organic Carbon	1.0	1.7	1.7	0.98 I	N/A	N/A	N/A	1.7	N/A
Vanadium	0.010	<0.003	<0.003	<0.003	<0.003	0.004 I	0.0046 I	<0.003	<0.003
Zinc	0.020	<0.008	<0.008	<0.008	<0.008	<0.008	<0.008	<0.008	<0.008

PQL = Practical Quantitation Limit (Reporting Limit)
I - The reported value is between the laboratory method detection limit and the laboratory practical quantitation limit.
N/A- Not available; not sampled for the constituent.

Analytical Detections for Surface Water November 2013

Constituent	SWA-1	SWA-2	SWA-3	SWC-4	SWC-5	SWC-6	SWC-7	SWC-8
Antimony								Dry
Arsenic								Dry
Barium	0.14	0.074	0.042	0.051 V	0.027 V	0.021 V	0.090	Dry
Beryllium								Dry
Cadmium								Dry
Chemical Oxygen Demand	19			N/A	N/A	N/A		Dry
Chloride	29	10	11	N/A	N/A	N/A	14	Dry
Chromium			0.0038 I		0.0024 I		0.0024 I	Dry
Cobalt								Dry
Copper	0.014						0.0080 I	Dry
Cyanide, Total				N/A	N/A	N/A		Dry
Lead		0.0068		0.0034 I	0.0041 I	0.0026 I	0.0022 I	Dry
Mercury								Dry
Nickel	0.0031 I							Dry
Selenium	0.0059 I							Dry
Silver								Dry
Thallium								Dry
Total Organic Carbon	5.5	1.5	1.2	N/A	N/A	N/A	2.8	Dry
Vanadium	0.0069 I				0.0048 I	0.0038 I	0.0058 I	Dry
Zinc								Dry

N/A – Not Analyzed

I - The reported value is between the laboratory method detection limit and the laboratory practical quantitation limit.

V- Indicates the analyte was detected in both the sample and the associated method blank.

Metals analysis by SW846 Method 6010C, antimony and thallium by SW 846 6020A, mercury by SW846 Method 7470A, chloride by SW846 9251, cyanide by SM4500 CN E, COD by SM 5220D, and TOC by SM 5310 C.

Analytical Detections for Surface Water May 2013

Constituent	SWA-1	SWA-2	SWA-3	SWC-4	SWC-5	SWC-6	SWC-7	SWC-8
Antimony								Dry
Arsenic								Dry
Barium	0.089	0.073	0.038	0.063	0.022	0.049	0.069	Dry
Beryllium								Dry
Cadmium								Dry
Chemical Oxygen Demand	25			N/A	N/A	N/A		Dry
Chloride	8.1	7.8	9.9	N/A	N/A	N/A	7.1	Dry
Chromium	0.0033 I				0.0029 I			Dry
Cobalt		0.0045 I	0.013	0.0051 I		0.010		Dry
Copper	0.0081 I				0.063		0.0028 I	Dry
Cyanide, Total				N/A	N/A	N/A		Dry
Lead	0.0034 I	0.0034 I		0.0036 I	0.0026 I	0.0028 I	0.0032 I	Dry
Mercury								Dry
Nickel			0.0037 I					Dry
Selenium	0.0048 I						0.0048 I	Dry
Silver								Dry
Thallium								Dry
Total Organic Carbon	4.1	1.7	1.2	N/A	N/A	N/A	2.3	Dry
Vanadium	0.0075 I				0.0089 I		0.0030 I	Dry
Zinc	0.0094 I							Dry

N/A – Not Analyzed

I - The reported value is between the laboratory method detection limit and the laboratory practical quantitation limit.

V- Indicates the analyte was detected in both the sample and the associated method blank.

Metals analysis by SW846 Method 6010C, antimony and thallium by SW 846 6020A, mercury by SW846 Method 7470A, chloride by SW846 9251, cyanide by SM4500 CN E, COD by SM 5220D, and TOC by SM 5310 C.

Analytical Detections for Surface Water November 2012

Constituent	SWA-1	SWA-2	SWA-3	SWC-4	SWC-5	SWC-6	SWC-7	SWC-8
Antimony								Dry
Arsenic								Dry
Barium	0.11	0.072	0.040	0.066	0.025	0.015	0.098	Dry
Beryllium								Dry
Cadmium								Dry
Chemical Oxygen Demand				N/A	N/A	N/A		Dry
Chloride	21 V	10 V	10 V	N/A	N/A	N/A	17 V	Dry
Chromium	0.0025 I				0.0034 I			Dry
Cobalt								Dry
Copper	0.015						0.0044 I	Dry
Cyanide, Total				N/A	N/A	N/A		Dry
Lead	0.0025 I	0.0023 I			0.0021 I		0.0029 I	Dry
Mercury								Dry
Nickel								Dry
Selenium	0.0047 I							Dry
Silver								Dry
Thallium								Dry
Total Organic Carbon	4.7	1.8	1.2	N/A	N/A	N/A	3.8	Dry
Vanadium	0.0049 I				0.0059 I		0.0030 I	Dry
Zinc								Dry

N/A – Not Analyzed

I - The reported value is between the laboratory method detection limit and the laboratory practical quantitation limit.

V- Indicates the analyte was detected in both the sample and the associated method blank.

Metals analysis by SW846 Method 6010C, antimony and thallium by SW 846 6020A, mercury by SW846 Method 7470A, chloride by SW846 9251, cyanide by SM4500 CN E, COD by SM 5220D, and TOC by SM 5310 C.

Analytical Detections for Surface Water May 2012

Constituent	SWA-1	SWA-2	SWA-3	SWC-4	SWC-5	SWC-6	SWC-7	SWC-8
Antimony								Dry
Arsenic								Dry
Barium	0.13	0.082	0.034	0.11	0.023	0.026	0.11	Dry
Beryllium								Dry
Cadmium								Dry
Chemical Oxygen Demand	12	95		N/A	N/A	N/A		Dry
Chloride	21	9.5	9.9	N/A	N/A	N/A	18	Dry
Chromium				0.0035 I		0.0046 I		Dry
Cobalt		0.0042 I				0.0050 I		Dry
Copper	0.022			0.014			0.0072 I	Dry
Cyanide, Total				N/A	N/A	N/A		Dry
Lead								Dry
Mercury								Dry
Nickel								Dry
Selenium	0.0054 I			0.0061 I				Dry
Silver								Dry
Thallium								Dry
Total Organic Carbon	5.6	1.5	0.95 I	N/A	N/A	N/A	4.3	Dry
Vanadium	0.0074 I			0.0081 I	0.0041 I	0.0073 I	0.0043 I	Dry
Zinc								Dry

N/A – Not Analyzed

I - The reported value is between the laboratory method detection limit and the laboratory practical quantitation limit.

Metals analysis by SW846 Method 6010C, antimony and thallium by SW 846 6020A, mercury by SW846 Method 7470A, chloride by SW846 9251, cyanide by SM4500 CN E, COD by SM 5220D, and TOC by SM 5310 C.

Analytical Detections for Surface Water October 2011

Constituent	SWA-1	SWA-2	SWA-3	SWC-4	SWC-5	SWC-6	SWC-7	SWC-8
Antimony			Dry		Dry			Dry
Arsenic			Dry		Dry			Dry
Barium	0.10	0.071	Dry	0.079	Dry	0.041	0.040	Dry
Beryllium			Dry		Dry			Dry
Cadmium			Dry		Dry			Dry
Chemical Oxygen Demand	13	7.7 I	Dry	N/A	Dry	N/A		Dry
Chloride	20	10.0	Dry	N/A	Dry	N/A	4	Dry
Chromium			Dry		Dry			Dry
Cobalt			Dry		Dry	0.010	0.0088 I	Dry
Copper	0.014		Dry	0.0068 I	Dry			Dry
Cyanide, Total			Dry	N/A	Dry	N/A		Dry
Lead	0.0042 I	0.0038 I	Dry	0.0035 I	Dry	0.0033 I		Dry
Mercury			Dry		Dry			Dry
Nickel			Dry		Dry			Dry
Selenium	0.0084 I		Dry		Dry			Dry
Silver			Dry		Dry			Dry
Thallium			Dry		Dry			Dry
Total Organic Carbon	5.0	3.3	Dry		Dry		2.1	Dry
Vanadium	0.0080 I		Dry	0.0044 I	Dry			Dry
Zinc			Dry		Dry			Dry

N/A – Not Analyzed

I - The reported value is between the laboratory method detection limit and the laboratory practical quantitation limit.

Metals analysis by SW846 Method 6010C, antimony and thallium by SW 846 6020A, mercury by SW846 Method 7470A, chloride by SW846 9251, cyanide by SM4500 CN E, COD by SM 5220D, and TOC by SM 5310 C.

Analytical Detections for Surface Water April 2011

Constituent	SWA-1	SWA-2	SWA-3	SWC-4	SWC-5	SWC-6	SWC-7	SWC-8
Antimony								Dry
Arsenic								Dry
Barium	0.083 I	0.079 I	0.038 I	0.056 I	0.045 I	0.08 I	0.081 I	Dry
Beryllium								Dry
Cadmium								Dry
Chemical Oxygen Demand	24	9.1 I	23	N/A	N/A	N/A	25	Dry
Chloride	19	8.9	9.5	N/A	N/A	N/A	17	Dry
Chromium	0.0022 I			0.0024 I	0.011	0.0022 I	0.0023 I	Dry
Cobalt		0.0052 I	0.014	0.0054 I	0.0035 I			Dry
Copper	0.021				0.0079 I	0.015	0.016	Dry
Cyanide, Total				N/A	N/A	N/A		Dry
Lead		0.0027 I		0.0031 I	0.0046 I	0.0022 I	0.0025 I	Dry
Mercury		0.000077 I	0.000071 I	0.000084 I	0.000097 I	0.000098 I		Dry
Nickel			0.0033 I		0.0045 I			Dry
Selenium						0.004 I		Dry
Silver								Dry
Thallium								Dry
Total Organic Carbon	6.4	1.6	1.2				5.3	Dry
Vanadium	0.0058 I			0.0063 I	0.03	0.0063 I	0.0063 I	Dry
Zinc			0.0085 I		0.012 I			Dry

N/A – Not Analyzed
I - The reported value is between the laboratory method detection limit and the laboratory practical quantitation limit.

Constituent	SWA-1	SWA-2	SWA-3	SWC-4	SWC-5	SWC-6	SWC-7	SWC-8
September 2010								
Antimony	0.0024	0.003	0.0041	0.0023	0.002	0.0071	0.012	0.0053
Arsenic								
Barium	0.12	0.082	0.032	0.058	0.042	0.062	0.12	0.046
Beryllium								
Cadmium								
Chemical Oxygen Demand	22	11	9.7	N/A	N/A	N/A	20	N/A
Chloride	17	9.8	11	N/A	N/A	N/A	19	N/A
Chromium	0.0033						0.0037	
Cobalt		0.0035		0.0037		0.0086		0.0038
Copper	0.032					0.008	0.035	
Cyanide, Total				N/A	N/A	N/A		N/A
Lead								
Mercury	0.000092		0.0001				0.0001	
Nickel								
Selenium	0.0071						0.0048	
Silver								
Thallium								
Total Organic Carbon	5	1	0.57	N/A	N/A	N/A	5.6	N/A
Vanadium	0.011				0.0059	0.0051	0.013	
Zinc								

N/A – Not Analyzed

Constituent	SWA-1	SWA-2	SWA-3	SWC-4	SWC-5	SWC-6	SWC-7	SWC-8
July 2010								
Antimony			Dry					
Arsenic			Dry					
Barium	0.072	0.064	Dry	0.046	0.042	0.038	0.07	0.056
Beryllium			Dry					
Cadmium			Dry					
Chemical Oxygen Demand	12		Dry	N/A	N/A	N/A	8.2	N/A
Chloride	18	9.1	Dry	N/A	N/A	N/A	16	N/A
Chromium			Dry		0.0029			
Cobalt			Dry			0.007		0.0042
Copper	0.017		Dry		0.0021		0.011	
Cyanide, Total			Dry	N/A	N/A	N/A		N/A
Lead			Dry					
Mercury			Dry			0.000099		
Nickel			Dry					
Selenium			Dry					
Silver			Dry					
Thallium			Dry					
Total Organic Carbon	6.4	2.1	Dry	N/A	N/A	N/A	5.5	N/A
Vanadium	0.0055		Dry		0.006	0.0037	0.0046	
Zinc	0.008	0.008	Dry	0.008	0.008	0.008	0.008	0.008

N/A – Not Analyzed

Constituent	SWA-1	SWA-2	SWA-3	SWC-4	SWC-5	SWC-6	SWC-7	SWC-8
June 2010								
Antimony								
Arsenic								
Barium	0.079	0.072	0.026	0.054	0.017	0.075	0.078	0.059
Beryllium								
Cadmium					0.0011			
Chemical Oxygen Demand	19	7.2	7.5	N/A	N/A	N/A	16	N/A
Chloride	19	9.4	9.7	N/A	N/A	N/A	18	N/A
Chromium					0.0051			
Cobalt		0.0045	0.003		0.0083			0.005
Copper	0.028			0.0028	0.0028	0.022	0.025	
Cyanide, Total				N/A	N/A	N/A		N/A
Lead	0.0025			0.0021	0.0023	0.0021	0.0023	
Mercury								
Nickel								
Selenium								
Silver								
Thallium								
Total Organic Carbon	6.8	1.7	1.4	N/A	N/A	N/A	6.5	N/A
Vanadium	0.0041			0.0029	0.0094	0.0058	0.005	
Zinc					0.0088			

N/A – Not Analyzed

Analytical Detections for Surface Water 2010

Constituent	SWA-1	SWA-2	SWA-3	SWC-4	SWC-5	SWC-6	SWC-7	SWC-8
May 2010								
Antimony								
Arsenic								
Barium	0.14	0.078	0.035	0.052	0.039	0.043	0.14	0.088
Beryllium								
Cadmium								
Chemical Oxygen Demand	25	16	5.6	N/A	N/A	N/A	15	N/A
Chloride	15	9.1	9.6	N/A	N/A	N/A	15	N/A
Chromium	0.0039				0.0055	0.0021	0.004	
Cobalt		0.0065	0.011		0.023	0.0068		0.01
Copper	0.033				0.0041		0.028	
Cyanide, Total				N/A	N/A	N/A		N/A
Lead								
Mercury		0.00208		0.000072				0.00008
Nickel	0.0031							
Selenium	0.012J						0.011J	
Silver								
Thallium								
Total Organic Carbon	5.3	1.9	1.3	N/A	N/A	N/A	4.8	N/A
Vanadium	0.016				0.013	0.0033J	0.016	
Zinc								

N/A – Not Analyzed

APPENDIX E

Statistical Analyses

GROUNDWATER STATS
CONSULTING

August 30, 2024

Southern Company Services
Attn: Mr. Joju Abraham
241 Ralph McGill Blvd NE, Bin 10160
Atlanta, Georgia 30308-3374

Re: Plant Scherer Cell 1 Landfill
Statistical Analysis – February/March 2024

Dear Mr. Abraham,

Groundwater Stats Consulting, formerly the statistical consulting division of Sanitas Technologies, is pleased to provide the groundwater statistical analysis for the 2024 1st Semi-Annual Groundwater Monitoring Statistical Analysis sample event for Georgia Power Company's Plant Scherer Cell 1 Landfill. The analysis complies with the Georgia Environmental Protection Division (EPD) Rules for Solid Waste Management Chapter 391-3-4-.10 and follows the United States Environmental Protection Agency (USEPA) Unified Guidance (2009).

Sampling began for the Coal Combustion Residuals (CCR) program in 2016. Semi-annual sampling for 16 parameters began in 2010 in accordance with the Georgia Department of Natural Resources, Environmental Protection Division (Georgia EPD) groundwater monitoring regulations. At least 8 background samples have been collected at each of the groundwater monitoring wells.

The monitoring well network, as provided by Southern Company Services, consists of the following:

- **Upgradient wells:** GWA-15, GWA-16, and GWA-17
- **Downgradient wells:** GWC-1, GWC-2, GWC-3, GWC-4, GWC-5, GWC-6, GWC-7, GWC-8A, GWC-9, GWC-10, GWC-11, GWC-12, GWC-13, GWC-14, GWC-18, GWC-19, and GWC-20

Data were sent electronically to Groundwater Stats Consulting, and the statistical analysis was reviewed by Kristina Rayner, Senior Statistician and Founder of Groundwater Stats Consulting. The analysis is prepared according to the recommended statistical methodology prepared in the Fall 2017 by Dr. Kirk Cameron, PhD Statistician with MacStat Consulting, primary author of the USEPA Unified Guidance.

The State and CCR program consist of the constituents listed below. The terms "parameters" and "constituents" are used interchangeably:

- **CCR Appendix III -** boron, calcium, chloride, fluoride, pH, sulfate, and TDS
- **Georgia EPD Appendix I -** antimony, arsenic, barium, beryllium, cadmium, chromium, cobalt, copper, lead, mercury, nickel, selenium, silver, thallium, vanadium, and zinc

Statistical analyses are not required when 100% non-detects are present in wells for a given constituent. A list of Appendix I and III well/constituent pairs with 100% non-detects follows this letter. Due to varying detection limits in data sets, generally due to improved laboratory practices, a substitution of the most recent reporting limit is used for all non-detects. Note that for calculation of intrawell prediction limits, substitution of the most recent reporting limit is performed separately for each well/parameter pair. In some cases, the reporting limit provided by the laboratory contained varying limits for a given constituent; therefore, the substitution may differ from well to well. This generally gives the most conservative limit in each case. In the case of fluoride, varying reporting limits resulted from different laboratories for the February/March 2024 event; therefore, a reporting limit of 0.1 mg/L was substituted across all wells to maintain statistical limits that are conservative from a regulatory perspective.

Time series plots for CCR Appendix III and Georgia EPD Appendix I parameters at all wells are provided for the purpose of screening data at these wells (Figure A). Additionally, a separate section of box plots is included for all constituents at upgradient and downgradient wells (Figure B). The time series plots are used to initially screen for suspected outliers and trends, while the box plots provide visual representation of variation within individual wells and between all wells. Values in background which have been flagged as outliers may be seen in a lighter font and as a disconnected symbol on the graphs.

In earlier analyses, data at all wells for constituents detected in downgradient wells were evaluated for the following: 1) outliers; 2) trends; 3) most appropriate statistical method based on site characteristics of groundwater data upgradient of the facility; and 4) eligibility of downgradient wells when intrawell statistical methods are recommended.

Power curves were provided with the background update described below to demonstrate that the selected statistical methods for the constituents listed above comply with the USEPA Unified Guidance and the Georgia Environmental Protection Division Rules for Solid Waste Management Chapter 391-3-4-.10. The EPA suggests that the selected statistical method should provide at least 55% power at 3 standard deviations or at least 80% power at 4 standard deviations. It is assumed a minimum of 14 background samples for the state parameters and a minimum of 11 background samples for the federal parameters are available to provide adequate statistical power using a 1-of-2 resample plan. For any well/constituent pairs that contain less than the minimum sample size requirements, the earlier portion of the record required truncation due to elevated concentrations compared to recently reported measurements which results in more conservative (i.e., lower) limits. Power curves were based on the following:

Georgia EPD Appendix I Constituents:

- Semi-Annual Sampling
- Interwell Prediction Limits with 1-of-2 resample plan (arsenic and silver)
- Intrawell Prediction Limits with 1-of-2 resample plan (antimony, barium, beryllium, cadmium, chromium, cobalt, copper, lead, mercury, nickel, selenium, thallium, vanadium, and zinc)
- # Constituents: 16
- # Downgradient wells: 17

CCR Appendix III Constituents:

- Semi-Annual Sampling
- Intrawell Prediction Limits with 1-of-2 resample plan – (boron, calcium, chloride, fluoride, pH, sulfate, and TDS)
- # Constituents: 7
- # Downgradient wells: 17

The distribution of data is tested using the Shapiro-Wilk/Shapiro-Francia test for normality. Parametric prediction limits are utilized when the screened historical data follow a normal or transformed-normal distribution. When data cannot be normalized or the majority of data are non-detects, a nonparametric test is utilized. While the false positive rate associated with the parametric limits is based on an annual 10% (5% for each semi-annual sample event) as recommended by the EPA Unified Guidance (2009), the false positive rate associated with the nonparametric limits is dependent upon the available background sample size, number of future comparisons, and verification

resample plan. The following approaches are used for handling non-detects (USEPA, 2009):

- No statistical analyses are required on wells and analytes containing 100% non-detects (USEPA Unified Guidance, 2009, Chapter 6).
- When data contain <15% non-detects, simple substitution of one-half the reporting limit is utilized in the statistical analysis. The reporting limit utilized for non-detects is the most recent practical quantification limit (PQL) as reported by the laboratory.
- When data contain between 15-50% non-detects, the Kaplan-Meier non-detect adjustment is applied to the background data for parametric limits. This technique adjusts the mean and standard deviation of the historical concentrations to account for concentrations below the reporting limit.
- Nonparametric prediction limits are used on data containing greater than 50% non-detects.

Natural systems continuously evolve due to physical changes made to the environment. Examples include capping a landfill, paving areas near a well, or lining a drainage channel to prevent erosion. Periodic updating of background statistical limits is necessary to accommodate these types of changes. In the interwell case, prediction limits are updated with upgradient well data during each event after careful screening for any new outliers. In the intrawell case, data for all wells and constituents may be re-evaluated when a minimum of 4 new data points are available to determine whether earlier concentrations are representative of present-day groundwater quality. In some cases, an earlier portion of data is deselected prior to construction of limits to provide sensitive limits that will rapidly detect changes in groundwater quality. Even though the data are excluded from the calculation, the values will continue to be reported and shown in tables and graphs.

Two-Step Statistical Analysis

Intrawell statistical methods, combined with a 1-of-2 resample plan, may be used as a conservative first step for identifying potential facility impacts to groundwater quality in downgradient wells. Intrawell methods use background data from individual wells and may be overly sensitive to spatial variation. In particular, for nonparametric limits with small background sample sizes, the probability of a false positive result is higher than the desired annual sitewide rate of 10%. Therefore, a large number of exceedances may occur as a result of spatial variation rather than facility impacts. A second step can be used to further evaluate those exceedances and reduce the overall number of statistically significant increases (SSIs) that result from spatial variation. In instances where intrawell statistical methods identify an apparent SSI, a second step of interwell statistical

evaluation may be used to determine whether the measurement exceeds the sitewide background limit based on pooled upgradient well data. This is similar in concept to the procedure used in compliance monitoring programs where an interwell statistical limit is used to determine "background" (USEPA Unified Guidance (2009), Chapter 7, Section 7.5). For the detection monitoring program, if the result does not exceed sitewide (interwell) background, an SSI is not declared.

When the result exceeds the sitewide (interwell) background, the 1-of-2 resample plan allows for collection of an independent resample to confirm or disconfirm the initial finding. A statistically significant increase is not declared unless the resample also exceeds the intrawell prediction limit (United States Environmental Protection Agency (USEPA) Unified Guidance, March 2009, Chapter 19). When the resample confirms the initial exceedance, further research would be required to identify the cause of the exceedance (i.e., impact from the site, natural variation, or an off-site source). When any resample falls within the statistical limit, the initial exceedance is considered to be a false positive result, and no further action is necessary. In cases where intrawell and interwell exceedances are noted and no resamples are collected, the initial exceedance will be considered a confirmed SSI.

Trend tests, in addition to interwell prediction limits, are recommended for well/constituent pairs found to have an apparent intrawell SSI. Trend analysis will provide for detection of long-term changes and potential facility impacts at a given well in cases where the concentrations at that well remain below the sitewide upgradient limits. Thus, the two-step approach has additional capability to detect long-term changes at downgradient wells compared to interwell methods alone. While a trend may be identified by visual inspection, a quantification of the trend and its significance is needed to identify whether concentrations are statistically significantly increasing, decreasing, or remaining stable over time. The absence of a statistically significant increasing trend indicates that an initial intrawell exceedance is short-term and may be the result of spatial variation rather than facility impact to groundwater. If a facility impact has occurred, it will likely result in additional exceedances in future sampling events. When a statistically significant increasing trend is noted, additional data may be needed to demonstrate that there is reasonable evidence that the initial intrawell statistical exceedance is a result of spatial variation rather than a result of impact to groundwater quality downgradient of the facility.

Summary of Background Screening – CCR Appendix III – Conducted in 2017

The original background screening for CCR Appendix III constituents was conducted in 2017 by MacStat Consulting. Values identified as outliers were flagged in the database

and excluded prior to construction of statistical limits. Intrawell prediction limits, combined with a 1-of-2 resample plan, were recommended. The Analysis of Variance (ANOVA) was used to statistically evaluate differences in average concentrations among upgradient wells, which assists in identifying the most appropriate statistical approach.
Interwell tests, which compare downgradient well data to statistical limits constructed from pooled upgradient well data, are appropriate when average concentrations are similar across upgradient wells. Intrawell tests, which compare compliance data from a single well to screened historical data within the same well, are appropriate when upgradient wells exhibit spatial variation; when statistical limits constructed from upgradient wells would not be conservative from a regulatory perspective; and when downgradient water quality is unimpacted compared to upgradient water quality for the same parameter. Based on the results of the original background screening, intrawell tests were recommended for all Appendix III parameters.

Summary of Background Screening – Georgia EPD Appendix I – Conducted in August 2019

Outlier Analysis

Time series plots were used to identify suspected outliers, or extreme values that would result in limits that are not representative of the current background data population. Suspected outliers at all wells and parameters were formally tested using Tukey's box plot method and, when identified, flagged in the computer database with "o" and deselected prior to construction of statistical limits. The results of Tukey's outlier test as well as a discussion of potential outliers and flagged values were included with the background screening report.

Seasonality

No obvious seasonal patterns were observed on the time series plots for any of the detected data; therefore, no deseasonalizing adjustments were made to the data. When seasonal patterns are observed, data may be deseasonalized so that the resulting limits will correctly account for the seasonality as a predictable pattern rather than random variation or a release.

Trend Tests

While trends may be identified by visual inspection, a quantification of the trend and its significance is needed. The Sen's Slope/Mann Kendall trend test, which tests for statistically significant increasing or decreasing trends, was used to evaluate data at all

upgradient wells and downgradient wells with detections for the following constituents: arsenic, barium, chromium, cobalt, copper, lead, nickel, selenium, silver, vanadium, and zinc.

In the absence of suspected contamination, significant trending data are typically not included as part of the background data used for construction of prediction limits. This step serves to eliminate the trend and, thus, reduce variation in background. When statistically significant decreasing trends are present, all available data are evaluated to determine whether earlier concentration levels are significantly different from current reported concentrations and will be deselected as necessary. When any records of data are truncated for the reasons above, a summary report will be provided to show the date ranges used in construction of the statistical limits.

The results of the trend analyses showed several statistically significant increasing trends. However, the majority of these trends were relatively low in magnitude when compared to average concentrations; therefore, most records required no adjustments. The following well/constituent pairs did require adjustments to the records in order to remove increasing trends and use more recent data that will result in statistical limits representative of present-day groundwater quality conditions: chromium in wells GWC-1 and GWC-10, and vanadium in well GWC-1. A summary of the background periods used for these well/constituent pairs follows this letter. When an increasing trend in a downgradient well is removed by truncating the earlier portion of the record for a constituent analyzed by intrawell limits, it is assumed that the trend is not the result of the facility. This assumption is supported by a boxplot for all wells, by pre-waste data, or by an alternate source demonstration.

Selenium at well GWC-5 had elevated concentrations beginning in 2015, reportedly, due to surface infiltration from a leaking pipe that has since been fixed. Therefore, trend tests were recommended in lieu of prediction limits. While the trend test showed an increasing trend when the entire record of data was evaluated, an additional trend test which evaluated only the most recent 8 measurements was included and demonstrated that the more recent measurements result in a statistically significant decreasing trend. Prediction limits resumed when at least 8 measurements returned to background levels.

Several statistically significant decreasing trends were noted, but no records required adjustment during the screening. Vanadium at well GWC-8A has several more recent low-level reported concentrations similar to those reported during the earliest years of sampling. If these low-level concentrations continue, once a minimum of 8 new observations are available, the background data will likely be truncated to only use more recent data for construction of statistical limits.

Determination of Spatial Variation

The Analysis of Variance (ANOVA) was used to statistically evaluate differences in average concentrations among upgradient wells for constituents detected in downgradient wells which included: arsenic, barium, chromium, cobalt, copper, lead, nickel, selenium, silver, vanadium, and zinc. The ANOVA assists in identifying the most appropriate statistical approach. Based on the results of the background screening, intrawell tests were recommended for antimony, barium, beryllium, cadmium, chromium, cobalt, copper, lead, mercury, nickel, selenium, thallium, vanadium, and zinc, while interwell tests were recommended for arsenic and silver. A summary table of the ANOVA results and a discussion of the intrawell method eligibility was included with the screening.

Background Updates – Georgia EPD Appendix I and CCR Appendix III

June 2021

Outlier Analysis

Prior to updating background data, visual screening was used to evaluate data for suspected outliers in upgradient and downgradient wells through September 2020. All of the more recent compliance measurements appeared stable with no spurious measurements compared to the previously screened historical data sets; therefore, no new outliers were flagged except for a high value for sulfate at well GWC-13 and the historic highest values for chloride and sulfate at GWC-5. These values were flagged in order to maintain conservative (i.e., lower) statistical limits. Outliers are displayed in a lighter font and as a disconnected symbol on the time series reports, as well as in a lighter font on the accompanying data pages.

Mann-Whitney Comparison of Medians

For constituents tested using intrawell prediction limits, which includes all Georgia EPD Appendix I constituents (except arsenic and silver which utilize interwell prediction limits) and all CCR Appendix III constituents, the Mann-Whitney (Wilcoxon Rank Sum) test was used to compare the medians of historical data through October 2018 to the new compliance samples at each well through September 2020. When no variation is present between historical data and compliance samples, the Mann-Whitney test is not performed. A list of well/constituent pairs with no variation was submitted with the background update. When the medians of the two groups are not statistically significantly different at the 99% confidence level, background data sets are updated to include the

newer compliance data. The results of the Mann-Whitney test and discussion regarding updating background records were included with the background update report. A summary of well/constituent pairs using a truncated portion of their record to establish intrawell prediction limits follows this letter. All records for Appendix I and Appendix III constituents using intrawell methods will be re-evaluated during the next background update.

Trend Tests

For constituents requiring interwell prediction limits (arsenic and silver), the Sen's Slope/Mann Kendall trend test, which tests for statistically significant increasing or decreasing trends, was used to evaluate data at all upgradient wells. As mentioned above, in the absence of suspected contamination, significant trending data are typically not included as part of the background data used for construction of prediction limits. This step serves to eliminate the trend, thus reducing variation in background. When statistically significant decreasing trends are present, all available data are evaluated to determine whether earlier concentration levels are significantly different from current reported concentrations and will be deselected as necessary. No significant trends were identified among upgradient wells for arsenic and silver; therefore, no further action was necessary. Complete graphical results of the trend tests were submitted with the background update report.

May 2023

Outlier Analysis

Prior to updating background data, visual screening and Tukey's outlier test were used to evaluate data for suspected outliers in upgradient and downgradient wells through December 2022. Both Tukey's outlier test and visual screening confirmed previously flagged outliers with the exception of low values for pH at upgradient well GWA-15, downgradient wells GWC-2, GWC-11, GWC-12, and GWC-14. These values were unflagged during the update as the measurements were representative of concentrations throughout the respective records. Elevated historic concentrations compared to present-day conditions, such as the highest respective values for copper in downgradient well GWC-8A, lead in downgradient well GWC-3, pH in well GWC-2, and TDS in downgradient well GWC-11, were flagged in order to maintain conservative (i.e., lower) statistical limits. A summary of all flagged outliers follows this letter (Figure C). Outliers are displayed in a lighter font and as a disconnected symbol on the time series reports as well as in a lighter font on the accompanying data pages.

Mann-Whitney Comparison of Medians

For constituents tested using intrawell prediction limits, which include all Georgia EPD Appendix I constituents (except arsenic and silver which utilize interwell prediction limits) and all CCR Appendix III constituents, the Mann-Whitney (Wilcoxon Rank Sum) test was used to compare the medians of historical data through September 2020 to the new compliance samples at each well through December 2022. When no variation is present between historical data and compliance samples, the Mann-Whitney test is not performed. When the medians of the two groups are not statistically significantly different at the 99% confidence level (either an increase or decrease), background data sets may be updated to include the newer compliance data. The results of the Mann-Whitney test showed statistically significant differences for the following well/constituent pairs:

Increase:

- Barium: GWC-10, GWC-12, GWC-13, GWC-19, and GWC-4
- Calcium: GWC-19, GWC-4, and GWC-8A
- Chloride: GWA-15 (upgradient) GWC-10, GWC-14, GWC-18, GWC-19, GWC-7
- Chromium: GWC-10 and GWC-19
- Nickel: GWC-2 and GWC-8A
- pH: GWC-18
- Sulfate: GWC-10 and GWC-4

Decrease:

- Antimony: GWC-4
- Beryllium: GWC-5 and GWC-8A
- Boron: GWC-5 and GWC-6
- Cadmium: GWC-2
- Calcium: GWC-5
- Cobalt: GWC-12 and GWC-9
- Copper: GWC-1, GWC-2, and GWC-3
- Fluoride: GWC-18 and GWC-19
- Nickel: GWA-15 (upgradient), GWC-1, GWC-11, GWC-12, GWC-20, GWC-4, GWC-5, and GWC-6
- Selenium: GWC-4 and GWC-5
- Sulfate: GWC-5
- Thallium: GWC-19, GWC-5, GWC-6, GWC-8A, and GWC-9
- TDS: GWC-5
- Vanadium: GWA-8A (upgradient)

For both Appendix I and III well/constituent pairs with a statistically significant increase in median concentrations, the following records were not updated with data through December 2022 in order to maintain statistical limits that are conservative from a regulatory perspective:

- Barium: GWC-10, GWC-13, GWC-19, and GWC-4
- Calcium: GWC-19 and GWC-8A
- Sulfate: GWC-10 and GWC-4

The following records were updated through December 2022 because the newer data were within or close to the range of earlier data and would not greatly increase statistical limits:

- Barium: GWC-12
- Calcium: GWC-4
- Chloride: GWA-15 (upgradient), GWC-10, GWC-14, GWC-18, GWC-19, GWC-7
- Chromium: GWC-10 and GWC-19
- Nickel: GWC-2 and GWC-8A
- pH: GWC-18

Note that the record for calcium at GWC-4 was updated through August 2022 rather than December 2022 in order to maintain statistical limits that are conservative (i.e., lower) from a regulatory perspective. Although an increasing trend is present for chloride at well GWC-10, the reported concentrations remain low resulting in an intrawell prediction limit of 5 mg/L, which is significantly lower than the Maximum Concentration Limit (MCL) of 250 mg/L. This record will be re-evaluated during the next background update.

Regarding Appendix I and III well/constituent pairs with a statistically significant decrease in median concentrations, all records were updated with compliance data as all cases (with the exception of boron, calcium, selenium, sulfate, and TDS at well GWC-5) contained compliance data at or below the reporting limit. For the aforementioned constituents at well GWC-5, background data were updated through December 2022, and elevated concentrations reported earlier in the record were truncated in order to construct statistical limits that are conservative (i.e., lower) from a regulatory perspective and are more representative of present-day groundwater quality conditions. For the same reasons, earlier concentrations for chloride at well GWC-5 were also truncated from the record, even though the difference in medians was not statistically significant.

The Mann Whitney test did not identify significant differences in medians for lead; however, it was noted during the previous update that historical data prior to 2016 are variable and appear to represent a sampling or analysis error. Therefore, all historical data prior to 2016 for lead were truncated so that resulting prediction limits are conservative (i.e., lower) from a regulatory perspective.

Due to variable concentrations, a trend test was previously recommended in lieu of prediction limits for selenium at well GWC-5 until at least the most recent 8 observations had stabilized at lower concentrations. Since no significant trends were identified for selenium among the most recent concentrations at the 99% confidence level and data appear to have stabilized, intrawell prediction limits were constructed using a truncated record as described above.

A summary of well/constituent pairs using a truncated portion of their record to establish intrawell prediction limits follows this letter. All records for Appendix I and Appendix III constituents using intrawell methods will be re-evaluated during the next background update.

Trend Tests

For constituents requiring interwell prediction limits (arsenic and silver), the Sen's Slope/Mann Kendall trend test, which tests for statistically significant increasing or decreasing trends, was used to evaluate data at all upgradient wells at the 99% confidence level. As mentioned above, in the absence of suspected contamination, significant trending data are typically not included as part of the background data used for construction of prediction limits. This step serves to eliminate the trend, thus reducing variation in background. When statistically significant decreasing trends are present, all available data are evaluated to determine whether earlier concentration levels are significantly different from current reported concentrations and will be deselected as necessary. No significant trends were identified among upgradient wells for arsenic and silver; therefore, no further action was necessary. Complete graphical results of the trend tests were included with the previous update.

Prediction Limits - Appendix I & III Constituents – February/March 2024

Intrawell limits were used to evaluate all Appendix I and III constituents in this analysis with the exception of arsenic and silver, which use interwell limits. In cases where intrawell analyses are recommended and downgradient average concentrations are higher than upgradient observed concentrations for a given constituent, the current assumption is that the higher upgradient concentrations are due to spatial variation rather than a result

of practices at the landfill. The pre-waste data support this logic, as well as the alternate source demonstrations prepared by Golder Associates.

When there is not an obvious explanation for observed concentration differences in downgradient wells relative to reported concentrations in upgradient wells (such as arsenic and silver), interwell prediction limits will initially be selected for the statistical method until further evidence shows that concentrations are due to spatial variation rather than a result of the facility.

Intrawell Prediction Limits

Intrawell prediction limits, combined with a 1-of-2 resample plan, were constructed using all available data through December 2022, except for cases mentioned above, within each well with detections for Appendix I constituents (antimony, barium, beryllium, cadmium, chromium, cobalt, copper, lead, mercury, nickel, selenium, thallium, vanadium, and zinc) and Appendix III constituents (boron, calcium, chloride, fluoride, pH, sulfate, and TDS) (Figures D & E respectively). As previously discussed, no statistical analyses were required for well/constituent pairs containing 100% non-detects.

As discussed earlier, the most recent reporting limit is substituted on a well-by-well basis for computing intrawell prediction limits. Therefore, individual wells can have different substitutions for a given parameter depending on what the laboratory has reported for each well. Note that the intrawell prediction limit changed compared to those established during the background update for fluoride at most wells and zinc at upgradient well GWA-16 and downgradient wells GWC-13 and GWC-2 as a result of the most recent reporting limit replacing historic non-detects. No significant changes to statistical limits occurred as a result.

In the event of an initial exceedance of compliance well data, the 1-of-2 resample plan allows for collection of one additional sample to determine whether the initial exceedance is confirmed. When resamples confirm the initial exceedance, an SSI is identified, and further research would be required to identify the cause of the exceedance (i.e., impact from the site, natural variation, or an off-site source). If a resample falls within the statistical limit, the initial exceedance is considered to be a false positive result, and no further action is necessary. The following statistical exceedances were noted for the intrawell prediction limits:

Appendix I

- Barium: GWC-10, GWC-14, GWC-19, GWC-20, and GWC-4
- Nickel: GWC-10 and GWC-14
- Zinc: GWC-14

Appendix III

- Calcium: GWA-16 (upgradient), GWC-19, GWC-20, GWC-4, GWC-6, GWC-7, and GWC-8A
- Chloride: GWC-11, GWC-12, GWC-14, GWC-18, GWC-19, GWC-20, GWC-4, GWC-7, and GWC-9
- pH (upper limit): GWA-17 (upgradient), GWC-20, GWC-5, and GWC-7
- Sulfate: GWC-10, GWC-18, GWC-2, GWC-3, GWC-4, GWC-6, and GWC-7
- TDS: GWC-4

Two-Step Approach

Following the two-step analysis procedure discussed above, interwell prediction limits were then constructed using pooled upgradient well data through March 2024 to evaluate the Appendix I and III apparent intrawell prediction limit exceedances (Figures F and G, respectively). The following statistical exceedances were noted for the interwell prediction limits:

Appendix I

- Barium: GWC-4
- Nickel: GWC-10 and GWC-14
- Zinc: GWC-14

Appendix III

- Calcium: GWC-19, GWC-20, GWC-4, GWC-6, GWC-7, and GWC-8A
- Chloride: GWC-4
- pH (upper limit): GWC-20 and GWC-7
- Sulfate: GWC-10, GWC-3, GWC-4, and GWC-6
- TDS: GWC-4

Interwell Prediction Limits

Interwell prediction limits, combined with a 1-of-2 resample plan, were then constructed using all pooled upgradient well data through March 2024 to develop background limits for arsenic and silver (Figure H). No statistical exceedances were noted for the interwell

prediction limits. Summary tables of the intrawell and interwell prediction limits follow this letter along with the complete graphical results. The interwell limits are updated during each analysis after screening for new outliers on the current upgradient well data, while the intrawell prediction limits are updated when a minimum of four new compliance observations are available.

Trend Tests

When prediction limit exceedances occur in any of the downgradient wells, data are further evaluated using the Sen's Slope/Mann Kendall trend test at the 99% confidence level to determine whether concentrations are significantly increasing, decreasing, or stable (Figure I). Upgradient wells are included in the trend analyses to identify whether similar patterns exist upgradient of the site which is an indication of variability in groundwater unrelated to practices at the site.

A summary of the trend tests follows this letter along with complete graphical results of the trend analysis. Statistically significant trends were noted for the following well/constituent pairs:

Increasing:

- Barium: GWC-10, GWC-19, and GWC-4
- Calcium: GWA-17 (upgradient), GWC-19, GWC-4, GWC-7, and GWC-8A
- Chloride: GWA-15 (upgradient), GWC-14, GWC-18, GWC-19, GWC-4, and GWC-7
- pH: GWA-17 (upgradient) and GWC-5
- Sulfate: GWA-15 (upgradient), GWC-10, and GWC-4
- TDS: GWC-4

Decreasing:

- Barium: GWA-17 (upgradient)
- Chloride: GWA-17 (upgradient)
- pH: GWA-15 (upgradient)

Resample Reports – May 2024

Resamples were collected in May 2024 based on the results of the two-step approach for the following well/constituent pairs:

- Calcium: GWC-6 and GWC-7
- Chloride: GWC-4

- Nickel: GWC-10 and GWC-14
- pH: GWC-20 and GWC-7
- Sulfate: GWC-10, GWC-3, and GWC-6
- Zinc: GWC-14

Additional resamples for pH at downgradient wells GWC-10, GWC-14, GWC-3, GWC-4, and GWC-6 were also collected. Intrawell prediction limits were constructed using background data through December 2022 to compare the May 2024 resamples (Figures J and K). Exceedances were identified for the following well/constituent pairs:

Appendix I
- None

Appendix III
- Calcium: GWC-7
- Chloride: GWC-4
- Sulfate: GWC-10 and GWC-6

In accordance with the two-step approach, interwell prediction limits were constructed to evaluate the apparent exceedances (Figure L). Exceedances were identified for the following well/constituent pairs:

- Calcium: GWC-7
- Chloride: GWC-4
- Sulfate: GWC-10 and GWC-6

Summary

Based on the results of the two-step approach and resamples, apparent intrawell prediction limit exceedances also exceeded the interwell prediction limits for the following well/constituent pairs:

Appendix I
- Barium: GWC-4

Appendix III
- Calcium: GWC-19, GWC-20, GWC-4, GWC-7, and GWC-8A
- Chloride: GWC-4
- Sulfate: GWC-10, GWC-4, and GWC-6
- TDS: GWC-4

Thank you for the opportunity to assist you in the statistical analysis of groundwater quality for Plant Scherer Cell 1 Landfill. If you have any questions or comments, please feel free to contact us.

For Groundwater Stats Consulting,

Andrew T. Collins
Project Manager

Kristina L. Rayner
Senior Statistician

Sanitas™ v.10.0.16b Software licensed to . UG

Date Ranges

Date: 4/1/2024 11:58 AM

Plant Scherer Client: Southern Company Data: Scherer Cell 1-CCR

Barium, Total (mg/L)
- GWC-10 background:5/10/2010-10/2/2018
- GWC-13 background:5/9/2010-10/3/2018
- GWC-19 background:5/11/2010-10/2/2018
- GWC-4 background:5/11/2010-9/10/2020

Boron (mg/L)
- GWC-5 background:3/27/2019-8/25/2022

Calcium (mg/L)
- GWC-19 background:4/11/2016-9/9/2020
- GWC-4 background:4/12/2016-8/25/2022
- GWC-5 background:3/22/2018-8/25/2022
- GWC-8A background:4/19/2016-10/4/2018

Chloride (mg/L)
- GWC-5 background:10/3/2018-8/25/2022

Lead, Total (mg/L)
- GWA-15 background:4/6/2016-12/28/2022
- GWA-16 background:4/6/2016-12/28/2022
- GWA-17 background:4/6/2016-12/28/2022
- GWC-1 background:4/6/2016-12/28/2022
- GWC-10 background:4/6/2016-12/28/2022
- GWC-11 background:4/6/2016-12/28/2022
- GWC-12 background:4/6/2016-12/28/2022
- GWC-13 background:4/6/2016-12/28/2022
- GWC-14 background:4/6/2016-12/28/2022
- GWC-18 background:4/6/2016-12/28/2022
- GWC-19 background:4/6/2016-12/28/2022
- GWC-2 background:4/6/2016-12/28/2022
- GWC-20 background:4/6/2016-12/28/2022
- GWC-3 background:4/6/2016-12/28/2022
- GWC-4 background:4/6/2016-12/28/2022
- GWC-5 background:4/6/2016-12/28/2022
- GWC-6 background:4/6/2016-12/28/2022
- GWC-7 background:4/6/2016-12/28/2022
- GWC-8A background:4/6/2016-12/28/2022
- GWC-9 background:4/6/2016-12/28/2022

Selenium, Total (mg/L)
- GWC-5 background:3/27/2019-8/25/2022

Sulfate (mg/L)
- GWC-10 background:4/13/2016-10/2/2018
- GWC-4 background:4/12/2016-9/10/2020
- GWC-5 background:10/3/2018-8/25/2022

Total Dissolved Solids (mg/L)
- GWC-5 background:3/22/2018-8/25/2022

Sanitas™ v.10.0.16b Software licensed to . UG

100% Non-Detects: Appendix III Intrawell

Analysis Run 3/29/2024 11:56 AM View: Appendix III - Intrawell
Plant Scherer Data: Scherer Cell 1-CCR

Boron (mg/L)
GWA-16, GWC-11, GWC-14, GWC-18, GWC-19, GWC-4

Sanitas™ v.10.0.16b Software licensed to . UG

100% Non-Detects: Appendix I Intrawell

Analysis Run 3/29/2024 11:30 AM View: Appendix I - Intrawell
Plant Scherer Data: Scherer Cell 1-CCR

Antimony, Total (mg/L)
GWA-15, GWA-17, GWC-1, GWC-10, GWC-11, GWC-13, GWC-14, GWC-20, GWC-5, GWC-6, GWC-8A, GWC-9

Beryllium, Total (mg/L)
GWA-15, GWA-16, GWC-1, GWC-10, GWC-11, GWC-12, GWC-13, GWC-14, GWC-18, GWC-19, GWC-2, GWC-20, GWC-3, GWC-4, GWC-6, GWC-9

Cadmium, Total (mg/L)
GWA-15, GWA-16, GWC-1, GWC-10, GWC-12, GWC-13, GWC-14, GWC-18, GWC-19, GWC-20, GWC-3, GWC-4, GWC-5, GWC-6, GWC-7, GWC-9

Cobalt, Total (mg/L)
GWC-10, GWC-13, GWC-14

Copper (mg/L)
GWA-15, GWC-10, GWC-12, GWC-19, GWC-5

Lead, Total (mg/L)
GWA-15, GWC-12

Mercury (mg/L)
GWC-12

Selenium, Total (mg/L)
GWC-13, GWC-20

Thallium, Total (mg/L)
GWC-10, GWC-11, GWC-12, GWC-13, GWC-14, GWC-18, GWC-20, GWC-3

Appendix I Intrawell Prediction Limits - Significant Results

Plant Scherer Data: Scherer Cell 1-CCR Printed 3/29/2024, 11:44 AM

Constituent	Well	Upper Lim.	Lower Lim.	Date	Observ.	Sig.	Bg N	Bg Mean	Std. Dev.	%NDs	ND Adj.	Transform	Alpha	Method
Barium, Total (mg/L)	**GWC-10**	**0.03499**	**n/a**	**3/1/2024**	**0.036**	**Yes**	**25**	**0.02434**	**0.004121**	**8**	**None**	**No**	**0.0001937**	**Param Intra 1 of 2**
Barium, Total (mg/L)	**GWC-14**	**0.01173**	**n/a**	**3/1/2024**	**0.012**	**Yes**	**31**	**8.9e-7**	**2.9e-7**	**3.226**	**None**	**x^3**	**0.0001937**	**Param Intra 1 of 2**
Barium, Total (mg/L)	**GWC-19**	**0.01999**	**n/a**	**2/29/2024**	**0.033**	**Yes**	**25**	**9.0e-8**	**2.7e-8**	**4**	**None**	**x^4**	**0.0001937**	**Param Intra 1 of 2**
Barium, Total (mg/L)	**GWC-20**	**0.03594**	**n/a**	**3/1/2024**	**0.036**	**Yes**	**33**	**0.00002786**	**0.0000074793**	**.03**	**None**	**x^3**	**0.0001937**	**Param Intra 1 of 2**
Barium, Total (mg/L)	**GWC-4**	**0.05318**	**n/a**	**2/29/2024**	**0.1**	**Yes**	**29**	**0.0383**	**0.005897**	**0**	**None**	**No**	**0.0001937**	**Param Intra 1 of 2**
Nickel (mg/L)	**GWC-10**	**0.003**	**n/a**	**3/1/2024**	**0.0048**	**Yes**	**29**	**n/a**	**n/a**	**65.52**	**n/a**	**n/a**	**0.002172**	**NP Intra (NDs) 1 of 2**
Nickel (mg/L)	**GWC-14**	**0.001**	**n/a**	**3/1/2024**	**0.0081**	**Yes**	**28**	**n/a**	**n/a**	**100**	**n/a**	**n/a**	**0.002337**	**NP Intra (NDs) 1 of 2**
Zinc (mg/L)	**GWC-14**	**0.005**	**n/a**	**3/1/2024**	**0.024**	**Yes**	**28**	**n/a**	**n/a**	**96.43**	**n/a**	**n/a**	**0.002337**	**NP Intra (NDs) 1 of 2**

Appendix I Intrawell Prediction Limits - All Results

Plant Scherer Data: Scherer Cell 1-CCR Printed 3/29/2024, 11:44 AM

Constituent	Well	Upper Lim.	Lower Lim.	Date	Observ.	Sig.	Bg N	Bg Mean	Std. Dev.	%NDs	ND Adj.	Transform	Alpha	Method
Antimony, Total (mg/L)	GWA-16	0.002	n/a	2/28/2024	0.002ND	No	33	n/a	n/a	96.97	n/a	n/a	0.001701	NP Intra (NDs) 1 of 2
Antimony, Total (mg/L)	GWC-12	0.002	n/a	2/29/2024	0.002ND	No	33	n/a	n/a	96.97	n/a	n/a	0.001701	NP Intra (NDs) 1 of 2
Antimony, Total (mg/L)	GWC-18	0.002	n/a	2/29/2024	0.002ND	No	33	n/a	n/a	93.94	n/a	n/a	0.001701	NP Intra (NDs) 1 of 2
Antimony, Total (mg/L)	GWC-19	0.002	n/a	2/29/2024	0.002ND	No	33	n/a	n/a	96.97	n/a	n/a	0.001701	NP Intra (NDs) 1 of 2
Antimony, Total (mg/L)	GWC-2	0.002	n/a	3/1/2024	0.002ND	No	33	n/a	n/a	93.94	n/a	n/a	0.001701	NP Intra (NDs) 1 of 2
Antimony, Total (mg/L)	GWC-3	0.002	n/a	3/4/2024	0.0013J	No	33	n/a	n/a	96.97	n/a	n/a	0.001701	NP Intra (NDs) 1 of 2
Antimony, Total (mg/L)	GWC-4	0.002	n/a	2/29/2024	0.002ND	No	33	n/a	n/a	96.97	n/a	n/a	0.001701	NP Intra (NDs) 1 of 2
Antimony, Total (mg/L)	GWC-7	0.002	n/a	2/29/2024	0.002ND	No	33	n/a	n/a	96.97	n/a	n/a	0.001701	NP Intra (NDs) 1 of 2
Barium, Total (mg/L)	GWA-15	0.012	n/a	3/4/2024	0.01	No	33	n/a	n/a	3.03	n/a	n/a	0.001701	NP Intra (normality) 1 of 2
Barium, Total (mg/L)	GWA-16	0.039	n/a	2/28/2024	0.03	No	33	n/a	n/a	0	n/a	n/a	0.001701	NP Intra (normality) 1 of 2
Barium, Total (mg/L)	GWA-17	0.05001	n/a	2/28/2024	0.032	No	33	0.03273	0.006966	3.03	None	No	0.0001937	Param Intra 1 of 2
Barium, Total (mg/L)	GWC-1	0.05708	n/a	3/1/2024	0.048	No	33	0.04671	0.004181	0	None	No	0.0001937	Param Intra 1 of 2
Barium, Total (mg/L)	**GWC-10**	**0.03499**	**n/a**	**3/1/2024**	**0.036**	**Yes**	**25**	**0.02434**	**0.004121**	**8**	**None**	**No**	**0.0001937**	**Param Intra 1 of 2**
Barium, Total (mg/L)	GWC-11	0.02016	n/a	2/29/2024	0.02	No	33	0.000004442	0.00000151	6.061	None	x^3	0.0001937	Param Intra 1 of 2
Barium, Total (mg/L)	GWC-12	0.02051	n/a	2/29/2024	0.019	No	33	0.0002503	0.00006867	6.061	None	x^2	0.0001937	Param Intra 1 of 2
Barium, Total (mg/L)	GWC-13	0.04187	n/a	3/1/2024	0.039	No	25	0.3096	0.01457	0	None	x^(1/3)	0.0001937	Param Intra 1 of 2
Barium, Total (mg/L)	**GWC-14**	**0.01173**	**n/a**	**3/1/2024**	**0.012**	**Yes**	**31**	**8.9e-7**	**2.9e-7**	**3.226**	**None**	**x^3**	**0.0001937**	**Param Intra 1 of 2**
Barium, Total (mg/L)	GWC-18	0.04153	n/a	2/29/2024	0.037	No	33	0.00004329	0.00001142	3.03	None	x^3	0.0001937	Param Intra 1 of 2
Barium, Total (mg/L)	**GWC-19**	**0.01999**	**n/a**	**2/29/2024**	**0.033**	**Yes**	**25**	**9.0e-8**	**2.7e-8**	**4**	**None**	**x^4**	**0.0001937**	**Param Intra 1 of 2**
Barium, Total (mg/L)	GWC-2	0.05378	n/a	3/1/2024	0.046	No	33	0.002076	0.000329	0	None	x^2	0.0001937	Param Intra 1 of 2
Barium, Total (mg/L)	**GWC-20**	**0.03594**	**n/a**	**3/1/2024**	**0.036**	**Yes**	**33**	**0.00002786**	**0.000007479**	**3.03**	**None**	**x^3**	**0.0001937**	**Param Intra 1 of 2**
Barium, Total (mg/L)	GWC-3	0.039	n/a	3/4/2024	0.019	No	32	n/a	n/a	3.125	n/a	n/a	0.001803	NP Intra (normality) 1 of 2
Barium, Total (mg/L)	**GWC-4**	**0.05318**	**n/a**	**2/29/2024**	**0.1**	**Yes**	**29**	**0.0383**	**0.005897**	**0**	**None**	**No**	**0.0001937**	**Param Intra 1 of 2**
Barium, Total (mg/L)	GWC-5	0.1185	n/a	2/29/2024	0.042	No	33	0.196	0.05974	0	None	sqrt(x)	0.0001937	Param Intra 1 of 2
Barium, Total (mg/L)	GWC-6	0.06532	n/a	2/29/2024	0.06	No	33	0.05402	0.004555	0	None	No	0.0001937	Param Intra 1 of 2
Barium, Total (mg/L)	GWC-7	0.04234	n/a	2/29/2024	0.041	No	33	0.03266	0.003902	0	None	No	0.0001937	Param Intra 1 of 2
Barium, Total (mg/L)	GWC-8A	0.1124	n/a	2/29/2024	0.042	No	33	0.2018	0.05378	0	None	sqrt(x)	0.0001937	Param Intra 1 of 2
Barium, Total (mg/L)	GWC-9	0.03779	n/a	3/1/2024	0.026	No	33	0.02311	0.005916	3.03	None	No	0.0001937	Param Intra 1 of 2
Beryllium, Total (mg/L)	GWA-17	0.0025	n/a	2/28/2024	0.0025ND	No	33	n/a	n/a	96.97	n/a	n/a	0.001701	NP Intra (NDs) 1 of 2
Beryllium, Total (mg/L)	GWC-5	0.0025	n/a	2/29/2024	0.0025ND	No	33	n/a	n/a	96.97	n/a	n/a	0.001701	NP Intra (NDs) 1 of 2
Beryllium, Total (mg/L)	GWC-7	0.0025	n/a	2/29/2024	0.0025ND	No	33	n/a	n/a	96.97	n/a	n/a	0.001701	NP Intra (NDs) 1 of 2
Beryllium, Total (mg/L)	GWC-8A	0.0025	n/a	2/29/2024	0.0025ND	No	33	n/a	n/a	96.97	n/a	n/a	0.001701	NP Intra (NDs) 1 of 2
Cadmium, Total (mg/L)	GWA-17	0.0025	n/a	2/28/2024	0.0025ND	No	33	n/a	n/a	96.97	n/a	n/a	0.001701	NP Intra (NDs) 1 of 2
Cadmium, Total (mg/L)	GWC-11	0.0025	n/a	2/29/2024	0.0025ND	No	33	n/a	n/a	96.97	n/a	n/a	0.001701	NP Intra (NDs) 1 of 2
Cadmium, Total (mg/L)	GWC-2	0.0025	n/a	3/1/2024	0.0025ND	No	33	n/a	n/a	96.97	n/a	n/a	0.001701	NP Intra (NDs) 1 of 2
Cadmium, Total (mg/L)	GWC-8A	0.0025	n/a	2/29/2024	0.0025ND	No	33	n/a	n/a	75.76	n/a	n/a	0.001701	NP Intra (NDs) 1 of 2
Chromium, Total (mg/L)	GWA-15	0.0036	n/a	3/4/2024	0.002ND	No	33	n/a	n/a	93.94	n/a	n/a	0.001701	NP Intra (NDs) 1 of 2
Chromium, Total (mg/L)	GWA-16	0.007375	n/a	2/28/2024	0.0071	No	33	0.004866	0.001012	3.03	None	No	0.0001937	Param Intra 1 of 2
Chromium, Total (mg/L)	GWA-17	0.01137	n/a	2/28/2024	0.0096	No	33	0.007027	0.001753	3.03	None	No	0.0001937	Param Intra 1 of 2
Chromium, Total (mg/L)	GWC-1	0.01777	n/a	3/1/2024	0.014	No	33	0.0001527	0.00006579	0	None	x^2	0.0001937	Param Intra 1 of 2
Chromium, Total (mg/L)	GWC-10	0.0244	n/a	3/1/2024	0.019	No	33	0.01519	0.003713	0	None	No	0.0001937	Param Intra 1 of 2
Chromium, Total (mg/L)	GWC-11	0.012	n/a	2/29/2024	0.0086	No	33	n/a	n/a	3.03	n/a	n/a	0.001701	NP Intra (normality) 1 of 2
Chromium, Total (mg/L)	GWC-12	0.0036	n/a	2/29/2024	0.0021	No	33	n/a	n/a	45.45	n/a	n/a	0.001701	NP Intra (normality) 1 of 2
Chromium, Total (mg/L)	GWC-13	0.008387	n/a	3/1/2024	0.0059	No	32	0.004866	0.001414	0	None	No	0.0001937	Param Intra 1 of 2
Chromium, Total (mg/L)	GWC-14	0.0038	n/a	3/1/2024	0.0022	No	33	n/a	n/a	90.91	n/a	n/a	0.001701	NP Intra (NDs) 1 of 2
Chromium, Total (mg/L)	GWC-18	0.02	n/a	2/29/2024	0.013	No	33	n/a	n/a	0	n/a	n/a	0.001701	NP Intra (normality) 1 of 2
Chromium, Total (mg/L)	GWC-19	0.01614	n/a	2/29/2024	0.015	No	33	0.009335	0.002745	3.03	None	No	0.0001937	Param Intra 1 of 2
Chromium, Total (mg/L)	GWC-2	0.01366	n/a	3/1/2024	0.011	No	33	0.00009621	0.0000364	6.061	None	x^2	0.0001937	Param Intra 1 of 2
Chromium, Total (mg/L)	GWC-20	0.01432	n/a	3/1/2024	0.0088	No	33	0.008735	0.002253	6.061	None	No	0.0001937	Param Intra 1 of 2
Chromium, Total (mg/L)	GWC-3	0.01925	n/a	3/4/2024	0.014	No	32	-4.706	0.3037	3.125	None	ln(x)	0.0001937	Param Intra 1 of 2
Chromium, Total (mg/L)	GWC-4	0.01022	n/a	2/29/2024	0.0038	No	33	0.005836	0.001766	3.03	None	No	0.0001937	Param Intra 1 of 2
Chromium, Total (mg/L)	GWC-5	0.01014	n/a	2/29/2024	0.0074	No	33	0.06609	0.01395	3.03	None	sqrt(x)	0.0001937	Param Intra 1 of 2
Chromium, Total (mg/L)	GWC-6	0.009649	n/a	2/29/2024	0.0051	No	33	-5.302	0.2667	6.061	None	ln(x)	0.0001937	Param Intra 1 of 2
Chromium, Total (mg/L)	GWC-7	0.018	n/a	2/29/2024	0.012	No	33	n/a	n/a	0	n/a	n/a	0.001701	NP Intra (normality) 1 of 2
Chromium, Total (mg/L)	GWC-8A	0.023	n/a	2/29/2024	0.002ND	No	32	n/a	n/a	46.88	n/a	n/a	0.001803	NP Intra (normality) 1 of 2

Appendix I Intrawell Prediction Limits - All Results

Plant Scherer Data: Scherer Cell 1-CCR Printed 3/29/2024, 11:44 AM

Constituent	Well	Upper Lim.	Lower Lim.	Date	Observ.	Sig.	Bg N	Bg Mean	Std. Dev.	%NDs	ND Adj.	Transform	Alpha	Method
Chromium, Total (mg/L)	GWC-9	0.01304	n/a	3/1/2024	0.0092	No	33	0.007481	0.002241	3.03	None	No	0.0001937	Param Intra 1 of 2
Cobalt, Total (mg/L)	GWA-15	0.0029	n/a	3/4/2024	0.0026	No	32	n/a	n/a	46.88	n/a	n/a	0.001803	NP Intra (normality) 1 of 2
Cobalt, Total (mg/L)	GWA-16	0.0025	n/a	2/28/2024	0.0025ND	No	32	n/a	n/a	87.5	n/a	n/a	0.001803	NP Intra (NDs) 1 of 2
Cobalt, Total (mg/L)	GWA-17	0.0025	n/a	2/28/2024	0.0025ND	No	33	n/a	n/a	90.91	n/a	n/a	0.001701	NP Intra (NDs) 1 of 2
Cobalt, Total (mg/L)	GWC-1	0.0025	n/a	3/1/2024	0.0025ND	No	33	n/a	n/a	93.94	n/a	n/a	0.001701	NP Intra (NDs) 1 of 2
Cobalt, Total (mg/L)	GWC-11	0.0025	n/a	2/29/2024	0.0025ND	No	33	n/a	n/a	96.97	n/a	n/a	0.001701	NP Intra (NDs) 1 of 2
Cobalt, Total (mg/L)	GWC-12	0.0025	n/a	2/29/2024	0.00027J	No	33	n/a	n/a	63.64	n/a	n/a	0.001701	NP Intra (NDs) 1 of 2
Cobalt, Total (mg/L)	GWC-18	0.0025	n/a	2/29/2024	0.0025ND	No	32	n/a	n/a	87.5	n/a	n/a	0.001803	NP Intra (NDs) 1 of 2
Cobalt, Total (mg/L)	GWC-19	0.0025	n/a	2/29/2024	0.0025ND	No	33	n/a	n/a	93.94	n/a	n/a	0.001701	NP Intra (NDs) 1 of 2
Cobalt, Total (mg/L)	GWC-2	0.0025	n/a	3/1/2024	0.0025ND	No	33	n/a	n/a	93.94	n/a	n/a	0.001701	NP Intra (NDs) 1 of 2
Cobalt, Total (mg/L)	GWC-20	0.0025	n/a	3/1/2024	0.0025ND	No	33	n/a	n/a	84.85	n/a	n/a	0.001701	NP Intra (NDs) 1 of 2
Cobalt, Total (mg/L)	GWC-3	0.0025	n/a	3/4/2024	0.0025ND	No	31	n/a	n/a	70.97	n/a	n/a	0.001905	NP Intra (NDs) 1 of 2
Cobalt, Total (mg/L)	GWC-4	0.0025	n/a	2/29/2024	0.0025ND	No	33	n/a	n/a	81.82	n/a	n/a	0.001701	NP Intra (NDs) 1 of 2
Cobalt, Total (mg/L)	GWC-5	0.0025	n/a	2/29/2024	0.0025ND	No	33	n/a	n/a	96.97	n/a	n/a	0.001701	NP Intra (NDs) 1 of 2
Cobalt, Total (mg/L)	GWC-6	0.0025	n/a	2/29/2024	0.0025ND	No	33	n/a	n/a	90.91	n/a	n/a	0.001701	NP Intra (NDs) 1 of 2
Cobalt, Total (mg/L)	GWC-7	0.0025	n/a	2/29/2024	0.0025ND	No	33	n/a	n/a	84.85	n/a	n/a	0.001701	NP Intra (NDs) 1 of 2
Cobalt, Total (mg/L)	GWC-8A	0.0046	n/a	2/29/2024	0.0031	No	30	n/a	n/a	43.33	n/a	n/a	0.002008	NP Intra (normality) 1 of 2
Cobalt, Total (mg/L)	GWC-9	0.0025	n/a	3/1/2024	0.0025ND	No	33	n/a	n/a	84.85	n/a	n/a	0.001701	NP Intra (NDs) 1 of 2
Copper (mg/L)	GWA-16	0.002	n/a	2/28/2024	0.002ND	No	28	n/a	n/a	92.86	n/a	n/a	0.002337	NP Intra (NDs) 1 of 2
Copper (mg/L)	GWA-17	0.002	n/a	2/28/2024	0.002ND	No	28	n/a	n/a	96.43	n/a	n/a	0.002337	NP Intra (NDs) 1 of 2
Copper (mg/L)	GWC-1	0.002	n/a	3/1/2024	0.002ND	No	28	n/a	n/a	92.86	n/a	n/a	0.002337	NP Intra (NDs) 1 of 2
Copper (mg/L)	GWC-11	0.0021	n/a	2/29/2024	0.002ND	No	28	n/a	n/a	92.86	n/a	n/a	0.002337	NP Intra (NDs) 1 of 2
Copper (mg/L)	GWC-13	0.0024	n/a	3/1/2024	0.002ND	No	28	n/a	n/a	96.43	n/a	n/a	0.002337	NP Intra (NDs) 1 of 2
Copper (mg/L)	GWC-14	0.0021	n/a	3/1/2024	0.002ND	No	28	n/a	n/a	96.43	n/a	n/a	0.002337	NP Intra (NDs) 1 of 2
Copper (mg/L)	GWC-18	0.0025	n/a	2/29/2024	0.002ND	No	28	n/a	n/a	85.71	n/a	n/a	0.002337	NP Intra (NDs) 1 of 2
Copper (mg/L)	GWC-2	0.002	n/a	3/1/2024	0.002ND	No	28	n/a	n/a	89.29	n/a	n/a	0.002337	NP Intra (NDs) 1 of 2
Copper (mg/L)	GWC-20	0.0021	n/a	3/1/2024	0.002ND	No	27	n/a	n/a	96.3	n/a	n/a	0.002502	NP Intra (NDs) 1 of 2
Copper (mg/L)	GWC-3	0.0042	n/a	3/4/2024	0.002ND	No	27	n/a	n/a	66.67	n/a	n/a	0.002502	NP Intra (NDs) 1 of 2
Copper (mg/L)	GWC-4	0.0039	n/a	2/29/2024	0.002ND	No	28	n/a	n/a	50	n/a	n/a	0.002337	NP Intra (normality) 1 of 2
Copper (mg/L)	GWC-6	0.0037	n/a	2/29/2024	0.002ND	No	28	n/a	n/a	85.71	n/a	n/a	0.002337	NP Intra (NDs) 1 of 2
Copper (mg/L)	GWC-7	0.0026	n/a	2/29/2024	0.002ND	No	27	n/a	n/a	74.07	n/a	n/a	0.002502	NP Intra (NDs) 1 of 2
Copper (mg/L)	GWC-8A	0.1	n/a	2/29/2024	0.002ND	No	27	n/a	n/a	44.44	n/a	n/a	0.002502	NP Intra (normality) 1 of 2
Copper (mg/L)	GWC-9	0.0038	n/a	3/1/2024	0.002ND	No	28	n/a	n/a	89.29	n/a	n/a	0.002337	NP Intra (NDs) 1 of 2
Lead, Total (mg/L)	GWA-16	0.001	n/a	2/28/2024	0.001ND	No	19	n/a	n/a	94.74	n/a	n/a	0.004832	NP Intra (NDs) 1 of 2
Lead, Total (mg/L)	GWA-17	0.001	n/a	2/28/2024	0.001ND	No	19	n/a	n/a	94.74	n/a	n/a	0.004832	NP Intra (NDs) 1 of 2
Lead, Total (mg/L)	GWC-1	0.001	n/a	3/1/2024	0.00028J	No	19	n/a	n/a	89.47	n/a	n/a	0.004832	NP Intra (NDs) 1 of 2
Lead, Total (mg/L)	GWC-10	0.001	n/a	3/1/2024	0.001ND	No	19	n/a	n/a	100	n/a	n/a	0.004832	NP Intra (NDs) 1 of 2
Lead, Total (mg/L)	GWC-11	0.0017	n/a	2/29/2024	0.0012	No	19	n/a	n/a	89.47	n/a	n/a	0.004832	NP Intra (NDs) 1 of 2
Lead, Total (mg/L)	GWC-13	0.001	n/a	3/1/2024	0.001ND	No	19	n/a	n/a	94.74	n/a	n/a	0.004832	NP Intra (NDs) 1 of 2
Lead, Total (mg/L)	GWC-14	0.001	n/a	3/1/2024	0.001ND	No	19	n/a	n/a	100	n/a	n/a	0.004832	NP Intra (NDs) 1 of 2
Lead, Total (mg/L)	GWC-18	0.001	n/a	2/29/2024	0.001ND	No	19	n/a	n/a	100	n/a	n/a	0.004832	NP Intra (NDs) 1 of 2
Lead, Total (mg/L)	GWC-19	0.0015	n/a	2/29/2024	0.001ND	No	19	n/a	n/a	84.21	n/a	n/a	0.004832	NP Intra (NDs) 1 of 2
Lead, Total (mg/L)	GWC-2	0.001	n/a	3/1/2024	0.001ND	No	19	n/a	n/a	94.74	n/a	n/a	0.004832	NP Intra (NDs) 1 of 2
Lead, Total (mg/L)	GWC-20	0.001	n/a	3/1/2024	0.001ND	No	19	n/a	n/a	100	n/a	n/a	0.004832	NP Intra (NDs) 1 of 2
Lead, Total (mg/L)	GWC-3	0.001	n/a	3/4/2024	0.001ND	No	19	n/a	n/a	89.47	n/a	n/a	0.004832	NP Intra (NDs) 1 of 2
Lead, Total (mg/L)	GWC-4	0.001	n/a	2/29/2024	0.001ND	No	19	n/a	n/a	94.74	n/a	n/a	0.004832	NP Intra (NDs) 1 of 2
Lead, Total (mg/L)	GWC-5	0.001	n/a	2/29/2024	0.001ND	No	19	n/a	n/a	100	n/a	n/a	0.004832	NP Intra (NDs) 1 of 2
Lead, Total (mg/L)	GWC-6	0.001	n/a	2/29/2024	0.001ND	No	19	n/a	n/a	100	n/a	n/a	0.004832	NP Intra (NDs) 1 of 2
Lead, Total (mg/L)	GWC-7	0.001	n/a	2/29/2024	0.001ND	No	19	n/a	n/a	89.47	n/a	n/a	0.004832	NP Intra (NDs) 1 of 2
Lead, Total (mg/L)	GWC-8A	0.0012	n/a	2/29/2024	0.00021J	No	19	n/a	n/a	84.21	n/a	n/a	0.004832	NP Intra (NDs) 1 of 2
Lead, Total (mg/L)	GWC-9	0.001	n/a	3/1/2024	0.001ND	No	19	n/a	n/a	100	n/a	n/a	0.004832	NP Intra (NDs) 1 of 2
Mercury (mg/L)	GWA-15	0.0002	n/a	3/4/2024	0.0002ND	No	33	n/a	n/a	93.94	n/a	n/a	0.001701	NP Intra (NDs) 1 of 2
Mercury (mg/L)	GWA-16	0.0002	n/a	2/28/2024	0.0002ND	No	33	n/a	n/a	90.91	n/a	n/a	0.001701	NP Intra (NDs) 1 of 2
Mercury (mg/L)	GWA-17	0.0002	n/a	2/28/2024	0.0002ND	No	33	n/a	n/a	90.91	n/a	n/a	0.001701	NP Intra (NDs) 1 of 2
Mercury (mg/L)	GWC-1	0.0002	n/a	3/1/2024	0.0002ND	No	33	n/a	n/a	93.94	n/a	n/a	0.001701	NP Intra (NDs) 1 of 2

Appendix I Intrawell Prediction Limits - All Results

Plant Scherer Data: Scherer Cell 1-CCR Printed 3/29/2024, 11:44 AM

Constituent	Well	Upper Lim.	Lower Lim.	Date	Observ.	Sig.	Bg N	Bg Mean	Std. Dev.	%NDs	ND Adj.	Transform	Alpha	Method
Mercury (mg/L)	GWC-10	0.0002	n/a	3/1/2024	0.0002ND	No	33	n/a	n/a	90.91	n/a	n/a	0.001701	NP Intra (NDs) 1 of 2
Mercury (mg/L)	GWC-11	0.0002	n/a	2/29/2024	0.0002ND	No	33	n/a	n/a	93.94	n/a	n/a	0.001701	NP Intra (NDs) 1 of 2
Mercury (mg/L)	GWC-13	0.0002	n/a	3/1/2024	0.0002ND	No	33	n/a	n/a	93.94	n/a	n/a	0.001701	NP Intra (NDs) 1 of 2
Mercury (mg/L)	GWC-14	0.0002	n/a	3/1/2024	0.0002ND	No	33	n/a	n/a	93.94	n/a	n/a	0.001701	NP Intra (NDs) 1 of 2
Mercury (mg/L)	GWC-18	0.0002	n/a	2/29/2024	0.0002ND	No	33	n/a	n/a	96.97	n/a	n/a	0.001701	NP Intra (NDs) 1 of 2
Mercury (mg/L)	GWC-19	0.0002	n/a	2/29/2024	0.0002ND	No	33	n/a	n/a	93.94	n/a	n/a	0.001701	NP Intra (NDs) 1 of 2
Mercury (mg/L)	GWC-2	0.0002	n/a	3/1/2024	0.0002ND	No	33	n/a	n/a	93.94	n/a	n/a	0.001701	NP Intra (NDs) 1 of 2
Mercury (mg/L)	GWC-20	0.0002	n/a	3/1/2024	0.0002ND	No	33	n/a	n/a	87.88	n/a	n/a	0.001701	NP Intra (NDs) 1 of 2
Mercury (mg/L)	GWC-3	0.0002	n/a	3/4/2024	0.0002ND	No	33	n/a	n/a	90.91	n/a	n/a	0.001701	NP Intra (NDs) 1 of 2
Mercury (mg/L)	GWC-4	0.0002	n/a	2/29/2024	0.0002ND	No	33	n/a	n/a	96.97	n/a	n/a	0.001701	NP Intra (NDs) 1 of 2
Mercury (mg/L)	GWC-5	0.0002	n/a	2/29/2024	0.0002ND	No	33	n/a	n/a	96.97	n/a	n/a	0.001701	NP Intra (NDs) 1 of 2
Mercury (mg/L)	GWC-6	0.0002	n/a	2/29/2024	0.0002ND	No	33	n/a	n/a	90.91	n/a	n/a	0.001701	NP Intra (NDs) 1 of 2
Mercury (mg/L)	GWC-7	0.0002	n/a	2/29/2024	0.0002ND	No	33	n/a	n/a	90.91	n/a	n/a	0.001701	NP Intra (NDs) 1 of 2
Mercury (mg/L)	GWC-8A	0.0002	n/a	2/29/2024	0.0002ND	No	33	n/a	n/a	84.85	n/a	n/a	0.001701	NP Intra (NDs) 1 of 2
Mercury (mg/L)	GWC-9	0.0002	n/a	3/1/2024	0.0002ND	No	33	n/a	n/a	96.97	n/a	n/a	0.001701	NP Intra (NDs) 1 of 2
Nickel (mg/L)	GWA-15	0.00202	n/a	3/4/2024	0.001ND	No	28	n/a	n/a	71.43	n/a	n/a	0.002337	NP Intra (NDs) 1 of 2
Nickel (mg/L)	GWA-16	0.001	n/a	2/28/2024	0.001ND	No	27	n/a	n/a	96.3	n/a	n/a	0.002502	NP Intra (NDs) 1 of 2
Nickel (mg/L)	GWA-17	0.0012	n/a	2/28/2024	0.001ND	No	28	n/a	n/a	85.71	n/a	n/a	0.002337	NP Intra (NDs) 1 of 2
Nickel (mg/L)	GWC-1	0.0018	n/a	3/1/2024	0.00096J	No	27	n/a	n/a	74.07	n/a	n/a	0.002502	NP Intra (NDs) 1 of 2
Nickel (mg/L)	**GWC-10**	**0.003**	**n/a**	**3/1/2024**	**0.0048**	**Yes**	**29**	**n/a**	**n/a**	**65.52**	**n/a**	**n/a**	**0.002172**	**NP Intra (NDs) 1 of 2**
Nickel (mg/L)	GWC-11	0.0018	n/a	2/29/2024	0.00099J	No	28	n/a	n/a	75	n/a	n/a	0.002337	NP Intra (NDs) 1 of 2
Nickel (mg/L)	GWC-12	0.0018	n/a	2/29/2024	0.00092J	No	28	n/a	n/a	75	n/a	n/a	0.002337	NP Intra (NDs) 1 of 2
Nickel (mg/L)	GWC-13	0.001	n/a	3/1/2024	0.00059J	No	28	n/a	n/a	85.71	n/a	n/a	0.002337	NP Intra (NDs) 1 of 2
Nickel (mg/L)	**GWC-14**	**0.001**	**n/a**	**3/1/2024**	**0.0081**	**Yes**	**28**	**n/a**	**n/a**	**100**	**n/a**	**n/a**	**0.002337**	**NP Intra (NDs) 1 of 2**
Nickel (mg/L)	GWC-18	0.001	n/a	2/29/2024	0.001ND	No	27	n/a	n/a	88.89	n/a	n/a	0.002502	NP Intra (NDs) 1 of 2
Nickel (mg/L)	GWC-19	0.0017	n/a	2/29/2024	0.00067J	No	27	n/a	n/a	81.48	n/a	n/a	0.002502	NP Intra (NDs) 1 of 2
Nickel (mg/L)	GWC-2	0.0028	n/a	3/1/2024	0.0018	No	27	n/a	n/a	62.96	n/a	n/a	0.002502	NP Intra (NDs) 1 of 2
Nickel (mg/L)	GWC-20	0.003	n/a	3/1/2024	0.00059J	No	27	n/a	n/a	66.67	n/a	n/a	0.002502	NP Intra (NDs) 1 of 2
Nickel (mg/L)	GWC-3	0.0035	n/a	3/4/2024	0.0014	No	25	n/a	n/a	60	n/a	n/a	0.002832	NP Intra (NDs) 1 of 2
Nickel (mg/L)	GWC-4	0.0036	n/a	2/29/2024	0.0015	No	28	n/a	n/a	67.86	n/a	n/a	0.002337	NP Intra (NDs) 1 of 2
Nickel (mg/L)	GWC-5	0.00268	n/a	2/29/2024	0.00049J	No	27	n/a	n/a	62.96	n/a	n/a	0.002502	NP Intra (NDs) 1 of 2
Nickel (mg/L)	GWC-6	0.0053	n/a	2/29/2024	0.00098J	No	28	n/a	n/a	60.71	n/a	n/a	0.002337	NP Intra (NDs) 1 of 2
Nickel (mg/L)	GWC-7	0.0044	n/a	2/29/2024	0.001ND	No	28	n/a	n/a	82.14	n/a	n/a	0.002337	NP Intra (NDs) 1 of 2
Nickel (mg/L)	GWC-8A	0.0069	n/a	2/29/2024	0.0055	No	26	n/a	n/a	42.31	n/a	n/a	0.002667	NP Intra (normality) 1 of 2
Nickel (mg/L)	GWC-9	0.0042	n/a	3/1/2024	0.00086J	No	29	n/a	n/a	79.31	n/a	n/a	0.002172	NP Intra (NDs) 1 of 2
Selenium, Total (mg/L)	GWA-15	0.005	n/a	3/4/2024	0.005ND	No	33	n/a	n/a	96.97	n/a	n/a	0.001701	NP Intra (NDs) 1 of 2
Selenium, Total (mg/L)	GWA-16	0.005	n/a	2/28/2024	0.005ND	No	33	n/a	n/a	90.91	n/a	n/a	0.001701	NP Intra (NDs) 1 of 2
Selenium, Total (mg/L)	GWA-17	0.005	n/a	2/28/2024	0.005ND	No	33	n/a	n/a	93.94	n/a	n/a	0.001701	NP Intra (NDs) 1 of 2
Selenium, Total (mg/L)	GWC-1	0.0053	n/a	3/1/2024	0.005ND	No	33	n/a	n/a	93.94	n/a	n/a	0.001701	NP Intra (NDs) 1 of 2
Selenium, Total (mg/L)	GWC-10	0.005	n/a	3/1/2024	0.005ND	No	33	n/a	n/a	93.94	n/a	n/a	0.001701	NP Intra (NDs) 1 of 2
Selenium, Total (mg/L)	GWC-11	0.005	n/a	2/29/2024	0.005ND	No	32	n/a	n/a	90.63	n/a	n/a	0.001803	NP Intra (NDs) 1 of 2
Selenium, Total (mg/L)	GWC-12	0.005	n/a	2/29/2024	0.005ND	No	33	n/a	n/a	96.97	n/a	n/a	0.001701	NP Intra (NDs) 1 of 2
Selenium, Total (mg/L)	GWC-14	0.0052	n/a	3/1/2024	0.005ND	No	33	n/a	n/a	93.94	n/a	n/a	0.001701	NP Intra (NDs) 1 of 2
Selenium, Total (mg/L)	GWC-18	0.005	n/a	2/29/2024	0.005ND	No	33	n/a	n/a	96.97	n/a	n/a	0.001701	NP Intra (NDs) 1 of 2
Selenium, Total (mg/L)	GWC-19	0.005	n/a	2/29/2024	0.005ND	No	33	n/a	n/a	96.97	n/a	n/a	0.001701	NP Intra (NDs) 1 of 2
Selenium, Total (mg/L)	GWC-2	0.005	n/a	3/1/2024	0.005ND	No	33	n/a	n/a	90.91	n/a	n/a	0.001701	NP Intra (NDs) 1 of 2
Selenium, Total (mg/L)	GWC-3	0.005	n/a	3/4/2024	0.005ND	No	33	n/a	n/a	96.97	n/a	n/a	0.001701	NP Intra (NDs) 1 of 2
Selenium, Total (mg/L)	GWC-4	0.005	n/a	2/29/2024	0.0042J	No	33	n/a	n/a	93.94	n/a	n/a	0.001701	NP Intra (NDs) 1 of 2
Selenium, Total (mg/L)	GWC-5	0.04332	n/a	2/29/2024	0.0018J	No	8	0.09356	0.02845	0	None	sqrt(x)	0.0001937	Param Intra 1 of 2
Selenium, Total (mg/L)	GWC-6	0.007	n/a	2/29/2024	0.005ND	No	33	n/a	n/a	78.79	n/a	n/a	0.001701	NP Intra (NDs) 1 of 2
Selenium, Total (mg/L)	GWC-7	0.0053	n/a	2/29/2024	0.005ND	No	33	n/a	n/a	93.94	n/a	n/a	0.001701	NP Intra (NDs) 1 of 2
Selenium, Total (mg/L)	GWC-8A	0.005	n/a	2/29/2024	0.005ND	No	33	n/a	n/a	87.88	n/a	n/a	0.001701	NP Intra (NDs) 1 of 2
Selenium, Total (mg/L)	GWC-9	0.0065	n/a	3/1/2024	0.005ND	No	33	n/a	n/a	96.97	n/a	n/a	0.001701	NP Intra (NDs) 1 of 2
Thallium, Total (mg/L)	GWA-15	0.001	n/a	3/4/2024	0.001ND	No	33	n/a	n/a	96.97	n/a	n/a	0.001701	NP Intra (NDs) 1 of 2
Thallium, Total (mg/L)	GWA-16	0.001	n/a	2/28/2024	0.001ND	No	33	n/a	n/a	93.94	n/a	n/a	0.001701	NP Intra (NDs) 1 of 2

Appendix I Intrawell Prediction Limits - All Results

Plant Scherer Data: Scherer Cell 1-CCR Printed 3/29/2024, 11:44 AM

Constituent	Well	Upper Lim.	Lower Lim.	Date	Observ.	Sig.	Bg N	Bg Mean	Std. Dev.	%NDs	ND Adj.	Transform	Alpha	Method
Thallium, Total (mg/L)	GWA-17	0.001	n/a	2/28/2024	0.001ND	No	33	n/a	n/a	96.97	n/a	n/a	0.001701	NP Intra (NDs) 1 of 2
Thallium, Total (mg/L)	GWC-1	0.001	n/a	3/1/2024	0.001ND	No	33	n/a	n/a	93.94	n/a	n/a	0.001701	NP Intra (NDs) 1 of 2
Thallium, Total (mg/L)	GWC-19	0.001	n/a	2/29/2024	0.001ND	No	33	n/a	n/a	96.97	n/a	n/a	0.001701	NP Intra (NDs) 1 of 2
Thallium, Total (mg/L)	GWC-2	0.001	n/a	3/1/2024	0.001ND	No	33	n/a	n/a	96.97	n/a	n/a	0.001701	NP Intra (NDs) 1 of 2
Thallium, Total (mg/L)	GWC-4	0.001	n/a	2/29/2024	0.001ND	No	33	n/a	n/a	96.97	n/a	n/a	0.001701	NP Intra (NDs) 1 of 2
Thallium, Total (mg/L)	GWC-5	0.001	n/a	2/29/2024	0.001ND	No	33	n/a	n/a	96.97	n/a	n/a	0.001701	NP Intra (NDs) 1 of 2
Thallium, Total (mg/L)	GWC-6	0.001	n/a	2/29/2024	0.001ND	No	33	n/a	n/a	93.94	n/a	n/a	0.001701	NP Intra (NDs) 1 of 2
Thallium, Total (mg/L)	GWC-7	0.001	n/a	2/29/2024	0.001ND	No	33	n/a	n/a	87.88	n/a	n/a	0.001701	NP Intra (NDs) 1 of 2
Thallium, Total (mg/L)	GWC-8A	0.001	n/a	2/29/2024	0.001ND	No	33	n/a	n/a	93.94	n/a	n/a	0.001701	NP Intra (NDs) 1 of 2
Thallium, Total (mg/L)	GWC-9	0.001	n/a	3/1/2024	0.001ND	No	33	n/a	n/a	96.97	n/a	n/a	0.001701	NP Intra (NDs) 1 of 2
Vanadium (mg/L)	GWA-15	0.0035	n/a	3/4/2024	0.00066J	No	28	n/a	n/a	82.14	n/a	n/a	0.002337	NP Intra (NDs) 1 of 2
Vanadium (mg/L)	GWA-16	0.01177	n/a	2/28/2024	0.0087	No	28	0.007159	0.001817	3.571	None	No	0.0001937	Param Intra 1 of 2
Vanadium (mg/L)	GWA-17	0.008631	n/a	2/28/2024	0.0056	No	28	0.004626	0.001577	14.29	None	No	0.0001937	Param Intra 1 of 2
Vanadium (mg/L)	GWC-1	0.02536	n/a	3/1/2024	0.018	No	28	0.01566	0.003819	0	None	No	0.0001937	Param Intra 1 of 2
Vanadium (mg/L)	GWC-10	0.01749	n/a	3/1/2024	0.013	No	28	0.01201	0.002159	0	None	No	0.0001937	Param Intra 1 of 2
Vanadium (mg/L)	GWC-11	0.01499	n/a	2/29/2024	0.011	No	28	0.01029	0.00185	3.571	None	No	0.0001937	Param Intra 1 of 2
Vanadium (mg/L)	GWC-12	0.0052	n/a	2/29/2024	0.002ND	No	28	n/a	n/a	85.71	n/a	n/a	0.002337	NP Intra (NDs) 1 of 2
Vanadium (mg/L)	GWC-13	0.0062	n/a	3/1/2024	0.0011J	No	28	n/a	n/a	60.71	n/a	n/a	0.002337	NP Intra (NDs) 1 of 2
Vanadium (mg/L)	GWC-14	0.0062	n/a	3/1/2024	0.002ND	No	28	n/a	n/a	71.43	n/a	n/a	0.002337	NP Intra (NDs) 1 of 2
Vanadium (mg/L)	GWC-18	0.01099	n/a	2/29/2024	0.0069	No	28	0.08101	0.009376	3.571	None	sqrt(x)	0.0001937	Param Intra 1 of 2
Vanadium (mg/L)	GWC-19	0.01039	n/a	2/29/2024	0.0078	No	28	0.007152	0.001274	0	None	No	0.0001937	Param Intra 1 of 2
Vanadium (mg/L)	GWC-2	0.01927	n/a	3/1/2024	0.015	No	28	0.0001928	0.00007035	3.571	None	x^2	0.0001937	Param Intra 1 of 2
Vanadium (mg/L)	GWC-20	0.02297	n/a	3/1/2024	0.019	No	28	0.0003022	0.00008879	3.571	None	x^2	0.0001937	Param Intra 1 of 2
Vanadium (mg/L)	GWC-3	0.01092	n/a	3/4/2024	0.0051	No	27	0.00652	0.001723	3.704	None	No	0.0001937	Param Intra 1 of 2
Vanadium (mg/L)	GWC-4	0.01187	n/a	2/29/2024	0.0049	No	28	0.007401	0.001762	3.571	None	No	0.0001937	Param Intra 1 of 2
Vanadium (mg/L)	GWC-5	0.006856	n/a	2/29/2024	0.0029	No	28	0.05297	0.01175	21.43	Kaplan-Meier	sqrt(x)	0.0001937	Param Intra 1 of 2
Vanadium (mg/L)	GWC-6	0.01384	n/a	2/29/2024	0.0093	No	28	0.008906	0.001944	3.571	None	No	0.0001937	Param Intra 1 of 2
Vanadium (mg/L)	GWC-7	0.01674	n/a	2/29/2024	0.013	No	28	0.00000228	9.5e-7	3.571	None	x^3	0.0001937	Param Intra 1 of 2
Vanadium (mg/L)	GWC-8A	0.05313	n/a	2/29/2024	0.002ND	No	25	0.09869	0.051	12	None	sqrt(x)	0.0001937	Param Intra 1 of 2
Vanadium (mg/L)	GWC-9	0.02837	n/a	3/1/2024	0.016	No	28	0.01637	0.004727	3.571	None	No	0.0001937	Param Intra 1 of 2
Zinc (mg/L)	GWA-15	0.006	n/a	3/4/2024	0.005ND	No	28	n/a	n/a	96.43	n/a	n/a	0.002337	NP Intra (NDs) 1 of 2
Zinc (mg/L)	GWA-16	0.005	n/a	2/28/2024	0.005ND	No	28	n/a	n/a	96.43	n/a	n/a	0.002337	NP Intra (NDs) 1 of 2
Zinc (mg/L)	GWA-17	0.0084	n/a	2/28/2024	0.005ND	No	28	n/a	n/a	89.29	n/a	n/a	0.002337	NP Intra (NDs) 1 of 2
Zinc (mg/L)	GWC-1	0.005	n/a	3/1/2024	0.004J	No	28	n/a	n/a	92.86	n/a	n/a	0.002337	NP Intra (NDs) 1 of 2
Zinc (mg/L)	GWC-10	0.005	n/a	3/1/2024	0.005ND	No	28	n/a	n/a	96.43	n/a	n/a	0.002337	NP Intra (NDs) 1 of 2
Zinc (mg/L)	GWC-11	0.018	n/a	2/29/2024	0.0036J	No	27	n/a	n/a	77.78	n/a	n/a	0.002502	NP Intra (NDs) 1 of 2
Zinc (mg/L)	GWC-12	0.0065	n/a	2/29/2024	0.005ND	No	28	n/a	n/a	82.14	n/a	n/a	0.002337	NP Intra (NDs) 1 of 2
Zinc (mg/L)	GWC-13	0.0085	n/a	3/1/2024	0.005ND	No	28	n/a	n/a	75	n/a	n/a	0.002337	NP Intra (NDs) 1 of 2
Zinc (mg/L)	**GWC-14**	**0.005**	**n/a**	**3/1/2024**	**0.024**	**Yes**	**28**	**n/a**	**n/a**	**96.43**	**n/a**	**n/a**	**0.002337**	**NP Intra (NDs) 1 of 2**
Zinc (mg/L)	GWC-18	0.0077	n/a	2/29/2024	0.0032J	No	28	n/a	n/a	96.43	n/a	n/a	0.002337	NP Intra (NDs) 1 of 2
Zinc (mg/L)	GWC-19	0.0059	n/a	2/29/2024	0.005ND	No	27	n/a	n/a	96.3	n/a	n/a	0.002502	NP Intra (NDs) 1 of 2
Zinc (mg/L)	GWC-2	0.01	n/a	3/1/2024	0.005ND	No	28	n/a	n/a	92.86	n/a	n/a	0.002337	NP Intra (NDs) 1 of 2
Zinc (mg/L)	GWC-20	0.0065	n/a	3/1/2024	0.005ND	No	28	n/a	n/a	92.86	n/a	n/a	0.002337	NP Intra (NDs) 1 of 2
Zinc (mg/L)	GWC-3	0.0069	n/a	3/4/2024	0.005ND	No	25	n/a	n/a	92	n/a	n/a	0.002832	NP Intra (NDs) 1 of 2
Zinc (mg/L)	GWC-4	0.006	n/a	2/29/2024	0.005ND	No	28	n/a	n/a	92.86	n/a	n/a	0.002337	NP Intra (NDs) 1 of 2
Zinc (mg/L)	GWC-5	0.0089	n/a	2/29/2024	0.005ND	No	27	n/a	n/a	70.37	n/a	n/a	0.002502	NP Intra (NDs) 1 of 2
Zinc (mg/L)	GWC-6	0.0062	n/a	2/29/2024	0.005ND	No	28	n/a	n/a	96.43	n/a	n/a	0.002337	NP Intra (NDs) 1 of 2
Zinc (mg/L)	GWC-7	0.0074	n/a	2/29/2024	0.005ND	No	28	n/a	n/a	92.86	n/a	n/a	0.002337	NP Intra (NDs) 1 of 2
Zinc (mg/L)	GWC-8A	0.085	n/a	2/29/2024	0.005ND	No	25	n/a	n/a	48	n/a	n/a	0.002832	NP Intra (normality) 1 of 2
Zinc (mg/L)	GWC-9	0.005	n/a	3/1/2024	0.005ND	No	28	n/a	n/a	96.43	n/a	n/a	0.002337	NP Intra (NDs) 1 of 2

Appendix III Intrawell Prediction Limits - Significant Results

Plant Scherer Data: Scherer Cell 1-CCR Printed 3/29/2024, 12:02 PM

Constituent	Well	Upper Lim.	Lower Lim.	Date	Observ.	Sig.	Bg N	Bg Mean	Std. Dev.	%NDs	ND Adj.	Transform	Alpha	Method
Calcium (mg/L)	GWA-16	14.22	n/a	2/28/2024	15	Yes	19	11.57	1.07	0	None	No	0.0004426	Param Intra 1 of 2
Calcium (mg/L)	GWC-19	15.99	n/a	2/29/2024	19	Yes	15	11.46	1.718	0	None	No	0.0004426	Param Intra 1 of 2
Calcium (mg/L)	GWC-20	15.76	n/a	3/1/2024	17	Yes	19	184.5	25.79	0	None	x^2	0.0004426	Param Intra 1 of 2
Calcium (mg/L)	GWC-4	17.6	n/a	2/29/2024	31	Yes	19	13	1.856	0	None	No	0.0004426	Param Intra 1 of 2
Calcium (mg/L)	GWC-6	19.5	n/a	2/29/2024	20	Yes	19	n/a	n/a	0	n/a	n/a	0.004832	NP Intra (normality) 1 of 2
Calcium (mg/L)	GWC-7	16	n/a	2/29/2024	17	Yes	19	n/a	n/a	0	n/a	n/a	0.004832	NP Intra (normality) 1 of 2
Calcium (mg/L)	GWC-8A	45.47	n/a	2/29/2024	49	Yes	10	25.9	6.402	0	None	No	0.0004426	Param Intra 1 of 2
Chloride (mg/L)	GWC-11	2.071	n/a	2/29/2024	2.2	Yes	19	1.778	0.1181	0	None	No	0.0004426	Param Intra 1 of 2
Chloride (mg/L)	GWC-12	2.153	n/a	2/29/2024	2.3	Yes	19	1.331	0.0551	0	None	sqrt(x)	0.0004426	Param Intra 1 of 2
Chloride (mg/L)	GWC-14	3.819	n/a	3/1/2024	4.7	Yes	19	3.022	0.3219	0	None	No	0.0004426	Param Intra 1 of 2
Chloride (mg/L)	GWC-18	3.018	n/a	2/29/2024	3.2	Yes	19	2.575	0.1785	0	None	No	0.0004426	Param Intra 1 of 2
Chloride (mg/L)	GWC-19	2.8	n/a	2/29/2024	3.1	Yes	19	n/a	n/a	0	n/a	n/a	0.004832	NP Intra (normality) 1 of 2
Chloride (mg/L)	GWC-20	2.33	n/a	3/1/2024	2.5	Yes	19	15.49	5.649	5.263	None	x^4	0.0004426	Param Intra 1 of 2
Chloride (mg/L)	GWC-4	16.42	n/a	2/29/2024	21	Yes	19	8.083	3.363	0	None	No	0.0004426	Param Intra 1 of 2
Chloride (mg/L)	GWC-7	3	n/a	2/29/2024	4.8	Yes	19	n/a	n/a	0	n/a	n/a	0.004832	NP Intra (normality) 1 of 2
Chloride (mg/L)	GWC-9	4.596	n/a	3/1/2024	5.2	Yes	19	3.639	0.3861	0	None	No	0.0004426	Param Intra 1 of 2
pH (S.U.)	GWA-17	6.376	5.66	2/28/2024	6.41	Yes	22	6.018	0.149	0	None	No	0.0002213	Param Intra 1 of 2
pH (S.U.)	GWC-20	6.713	6.333	3/1/2024	6.73	Yes	25	6.523	0.08092	0	None	No	0.0002213	Param Intra 1 of 2
pH (S.U.)	GWC-5	6.238	5.374	2/29/2024	6.25	Yes	23	5.806	0.1811	0	None	No	0.0002213	Param Intra 1 of 2
pH (S.U.)	GWC-7	6.42	5.96	2/29/2024	6.57	Yes	21	n/a	n/a	0	n/a	n/a	0.007998	NP Intra (normality) 1 of 2
Sulfate (mg/L)	GWC-10	1.2	n/a	3/1/2024	4.7	Yes	11	n/a	n/a	27.27	n/a	n/a	0.01276	NP Intra (normality) 1 of 2
Sulfate (mg/L)	GWC-18	1	n/a	2/29/2024	1.8	Yes	19	n/a	n/a	84.21	n/a	n/a	0.004832	NP Intra (NDs) 1 of 2
Sulfate (mg/L)	GWC-2	1.1	n/a	3/1/2024	1.2	Yes	19	n/a	n/a	57.89	n/a	n/a	0.004832	NP Intra (NDs) 1 of 2
Sulfate (mg/L)	GWC-3	1.1	n/a	3/4/2024	10	Yes	19	n/a	n/a	57.89	n/a	n/a	0.004832	NP Intra (NDs) 1 of 2
Sulfate (mg/L)	GWC-4	6.288	n/a	2/29/2024	84	Yes	15	2.937	1.27	0	None	No	0.0004426	Param Intra 1 of 2
Sulfate (mg/L)	GWC-6	17.05	n/a	2/29/2024	25	Yes	19	10.62	2.592	0	None	No	0.0004426	Param Intra 1 of 2
Sulfate (mg/L)	GWC-7	1	n/a	2/29/2024	1.5	Yes	19	n/a	n/a	78.95	n/a	n/a	0.004832	NP Intra (NDs) 1 of 2
Total Dissolved Solids (mg/L)	GWC-4	178.1	n/a	2/29/2024	260	Yes	19	123.4	22.1	0	None	No	0.0004426	Param Intra 1 of 2

Appendix III Intrawell Prediction Limits - All Results

Plant Scherer Data: Scherer Cell 1-CCR Printed 3/29/2024, 12:02 PM

Constituent	Well	Upper Lim.	Lower Lim.	Date	Observ.	Sig.	Bg N	Bg Mean	Std. Dev.	%NDs	ND Adj.	Transform	Alpha	Method
Boron (mg/L)	GWA-15	0.08	n/a	3/4/2024	0.08ND	No	19	n/a	n/a	100	n/a	n/a	0.004832	NP Intra (NDs) 1 of 2
Boron (mg/L)	GWA-17	0.08	n/a	2/28/2024	0.08ND	No	19	n/a	n/a	94.74	n/a	n/a	0.004832	NP Intra (NDs) 1 of 2
Boron (mg/L)	GWC-1	0.08	n/a	3/1/2024	0.08ND	No	19	n/a	n/a	94.74	n/a	n/a	0.004832	NP Intra (NDs) 1 of 2
Boron (mg/L)	GWC-10	0.11	n/a	3/1/2024	0.08ND	No	20	n/a	n/a	90	n/a	n/a	0.004291	NP Intra (NDs) 1 of 2
Boron (mg/L)	GWC-12	0.08	n/a	2/29/2024	0.024J	No	19	n/a	n/a	100	n/a	n/a	0.004832	NP Intra (NDs) 1 of 2
Boron (mg/L)	GWC-13	0.08	n/a	3/1/2024	0.08ND	No	19	n/a	n/a	94.74	n/a	n/a	0.004832	NP Intra (NDs) 1 of 2
Boron (mg/L)	GWC-2	0.08	n/a	3/1/2024	0.023J	No	19	n/a	n/a	100	n/a	n/a	0.004832	NP Intra (NDs) 1 of 2
Boron (mg/L)	GWC-20	0.12	n/a	3/1/2024	0.025J	No	20	n/a	n/a	95	n/a	n/a	0.004291	NP Intra (NDs) 1 of 2
Boron (mg/L)	GWC-3	0.08	n/a	3/4/2024	0.08ND	No	19	n/a	n/a	94.74	n/a	n/a	0.004832	NP Intra (NDs) 1 of 2
Boron (mg/L)	GWC-5	0.4324	n/a	2/29/2024	0.17	No	8	0.2425	0.05471	0	None	No	0.0004426	Param Intra 1 of 2
Boron (mg/L)	GWC-6	0.08	n/a	2/29/2024	0.08ND	No	19	n/a	n/a	89.47	n/a	n/a	0.004832	NP Intra (NDs) 1 of 2
Boron (mg/L)	GWC-7	0.08	n/a	2/29/2024	0.08ND	No	19	n/a	n/a	94.74	n/a	n/a	0.004832	NP Intra (NDs) 1 of 2
Boron (mg/L)	GWC-8A	0.3066	n/a	2/29/2024	0.15	No	18	0.1836	0.04898	0	None	No	0.0004426	Param Intra 1 of 2
Boron (mg/L)	GWC-9	0.1361	n/a	3/1/2024	0.085	No	19	0.08772	0.01951	0	None	No	0.0004426	Param Intra 1 of 2
Calcium (mg/L)	GWA-15	5.375	n/a	3/4/2024	3.8	No	19	4.201	0.4735	0	None	No	0.0004426	Param Intra 1 of 2
Calcium (mg/L)	**GWA-16**	**14.22**	**n/a**	**2/28/2024**	**15**	**Yes**	**19**	**11.57**	**1.07**	**0**	**None**	**No**	**0.0004426**	**Param Intra 1 of 2**
Calcium (mg/L)	GWA-17	9.115	n/a	2/28/2024	9	No	19	6.878	0.9026	0	None	No	0.0004426	Param Intra 1 of 2
Calcium (mg/L)	GWC-1	20.21	n/a	3/1/2024	18	No	19	17.15	1.234	0	None	No	0.0004426	Param Intra 1 of 2
Calcium (mg/L)	GWC-10	21.73	n/a	3/1/2024	20	No	19	17.16	1.845	0	None	No	0.0004426	Param Intra 1 of 2
Calcium (mg/L)	GWC-11	14.93	n/a	2/29/2024	14	No	19	12.76	0.8783	0	None	No	0.0004426	Param Intra 1 of 2
Calcium (mg/L)	GWC-12	1.519	n/a	2/29/2024	1.4	No	19	1.042	0.07706	0	None	sqrt(x)	0.0004426	Param Intra 1 of 2
Calcium (mg/L)	GWC-13	8.877	n/a	3/1/2024	7.6	No	19	1.874	0.0794	0	None	x^(1/3)	0.0004426	Param Intra 1 of 2
Calcium (mg/L)	GWC-14	7.642	n/a	3/1/2024	7.6	No	19	6.478	0.4694	0	None	No	0.0004426	Param Intra 1 of 2
Calcium (mg/L)	GWC-18	11.6	n/a	2/29/2024	11	No	19	n/a	n/a	0	n/a	n/a	0.004832	NP Intra (normality) 1 of 2
Calcium (mg/L)	**GWC-19**	**15.99**	**n/a**	**2/29/2024**	**19**	**Yes**	**15**	**11.46**	**1.718**	**0**	**None**	**No**	**0.0004426**	**Param Intra 1 of 2**
Calcium (mg/L)	GWC-2	20.12	n/a	3/1/2024	18	No	19	17.25	1.158	0	None	No	0.0004426	Param Intra 1 of 2
Calcium (mg/L)	**GWC-20**	**15.76**	**n/a**	**3/1/2024**	**17**	**Yes**	**19**	**184.5**	**25.79**	**0**	**None**	**x^2**	**0.0004426**	**Param Intra 1 of 2**
Calcium (mg/L)	GWC-3	10.81	n/a	3/4/2024	8.9	No	19	7.627	1.286	0	None	No	0.0004426	Param Intra 1 of 2
Calcium (mg/L)	**GWC-4**	**17.6**	**n/a**	**2/29/2024**	**31**	**Yes**	**19**	**13**	**1.856**	**0**	**None**	**No**	**0.0004426**	**Param Intra 1 of 2**
Calcium (mg/L)	GWC-5	170	n/a	2/29/2024	30	No	10	7.514	1.807	0	None	sqrt(x)	0.0004426	Param Intra 1 of 2
Calcium (mg/L)	**GWC-6**	**19.5**	**n/a**	**2/29/2024**	**20**	**Yes**	**19**	**n/a**	**n/a**	**0**	**n/a**	**n/a**	**0.004832**	**NP Intra (normality) 1 of 2**
Calcium (mg/L)	**GWC-7**	**16**	**n/a**	**2/29/2024**	**17**	**Yes**	**19**	**n/a**	**n/a**	**0**	**n/a**	**n/a**	**0.004832**	**NP Intra (normality) 1 of 2**
Calcium (mg/L)	**GWC-8A**	**45.47**	**n/a**	**2/29/2024**	**49**	**Yes**	**10**	**25.9**	**6.402**	**0**	**None**	**No**	**0.0004426**	**Param Intra 1 of 2**
Calcium (mg/L)	GWC-9	21	n/a	3/1/2024	20	No	20	n/a	n/a	0	n/a	n/a	0.004291	NP Intra (normality) 1 of 2
Chloride (mg/L)	GWA-15	7.2	n/a	3/4/2024	5.6	No	19	n/a	n/a	0	n/a	n/a	0.004832	NP Intra (normality) 1 of 2
Chloride (mg/L)	GWA-16	2.057	n/a	2/28/2024	1.6	No	19	1.286	0.05984	0	None	sqrt(x)	0.0004426	Param Intra 1 of 2
Chloride (mg/L)	GWA-17	2.018	n/a	2/28/2024	1.4	No	19	1.536	0.1945	0	None	No	0.0004426	Param Intra 1 of 2
Chloride (mg/L)	GWC-1	4.687	n/a	3/1/2024	4.2	No	19	3.864	0.3318	0	None	No	0.0004426	Param Intra 1 of 2
Chloride (mg/L)	GWC-10	5	n/a	3/1/2024	5	No	19	n/a	n/a	0	n/a	n/a	0.004832	NP Intra (normality) 1 of 2
Chloride (mg/L)	**GWC-11**	**2.071**	**n/a**	**2/29/2024**	**2.2**	**Yes**	**19**	**1.778**	**0.1181**	**0**	**None**	**No**	**0.0004426**	**Param Intra 1 of 2**
Chloride (mg/L)	**GWC-12**	**2.153**	**n/a**	**2/29/2024**	**2.3**	**Yes**	**19**	**1.331**	**0.0551**	**0**	**None**	**sqrt(x)**	**0.0004426**	**Param Intra 1 of 2**
Chloride (mg/L)	GWC-13	1.945	n/a	3/1/2024	1.8	No	19	1.559	0.1557	0	None	No	0.0004426	Param Intra 1 of 2
Chloride (mg/L)	**GWC-14**	**3.819**	**n/a**	**3/1/2024**	**4.7**	**Yes**	**19**	**3.022**	**0.3219**	**0**	**None**	**No**	**0.0004426**	**Param Intra 1 of 2**
Chloride (mg/L)	**GWC-18**	**3.018**	**n/a**	**2/29/2024**	**3.2**	**Yes**	**19**	**2.575**	**0.1785**	**0**	**None**	**No**	**0.0004426**	**Param Intra 1 of 2**
Chloride (mg/L)	**GWC-19**	**2.8**	**n/a**	**2/29/2024**	**3.1**	**Yes**	**19**	**n/a**	**n/a**	**0**	**n/a**	**n/a**	**0.004832**	**NP Intra (normality) 1 of 2**
Chloride (mg/L)	GWC-2	2.7	n/a	3/1/2024	2.5	No	19	2.165	0.2156	0	None	No	0.0004426	Param Intra 1 of 2
Chloride (mg/L)	**GWC-20**	**2.33**	**n/a**	**3/1/2024**	**2.5**	**Yes**	**19**	**15.49**	**5.649**	**5.263**	**None**	**x^4**	**0.0004426**	**Param Intra 1 of 2**
Chloride (mg/L)	GWC-3	3.909	n/a	3/4/2024	3	No	19	3.144	0.3088	0	None	No	0.0004426	Param Intra 1 of 2
Chloride (mg/L)	**GWC-4**	**16.42**	**n/a**	**2/29/2024**	**21**	**Yes**	**19**	**8.083**	**3.363**	**0**	**None**	**No**	**0.0004426**	**Param Intra 1 of 2**
Chloride (mg/L)	GWC-5	66.16	n/a	2/29/2024	8.2	No	9	23.74	12.99	0	None	No	0.0004426	Param Intra 1 of 2
Chloride (mg/L)	GWC-6	8.555	n/a	2/29/2024	7	No	18	6.078	0.9867	0	None	No	0.0004426	Param Intra 1 of 2
Chloride (mg/L)	**GWC-7**	**3**	**n/a**	**2/29/2024**	**4.8**	**Yes**	**19**	**n/a**	**n/a**	**0**	**n/a**	**n/a**	**0.004832**	**NP Intra (normality) 1 of 2**
Chloride (mg/L)	GWC-8A	10.75	n/a	2/29/2024	8.1	No	18	1.972	0.09371	0	None	x^(1/3)	0.0004426	Param Intra 1 of 2
Chloride (mg/L)	**GWC-9**	**4.596**	**n/a**	**3/1/2024**	**5.2**	**Yes**	**19**	**3.639**	**0.3861**	**0**	**None**	**No**	**0.0004426**	**Param Intra 1 of 2**
Fluoride (mg/L)	GWA-15	0.1	n/a	3/4/2024	0.1ND	No	19	n/a	n/a	78.95	n/a	n/a	0.004832	NP Intra (NDs) 1 of 2

Appendix III Intrawell Prediction Limits - All Results

Plant Scherer Data: Scherer Cell 1-CCR Printed 3/29/2024, 12:02 PM

Constituent	Well	Upper Lim.	Lower Lim.	Date	Observ.	Sig.	Bg N	Bg Mean	Std. Dev.	%NDs	ND Adj.	Transform	Alpha	Method
Fluoride (mg/L)	GWA-16	0.1	n/a	2/28/2024	0.1ND	No	19	n/a	n/a	52.63	n/a	n/a	0.004832	NP Intra (NDs) 1 of 2
Fluoride (mg/L)	GWA-17	0.1	n/a	2/28/2024	0.1ND	No	19	n/a	n/a	52.63	n/a	n/a	0.004832	NP Intra (NDs) 1 of 2
Fluoride (mg/L)	GWC-1	0.1241	n/a	3/1/2024	0.1ND	No	20	0.07823	0.01874	25	Kaplan-Meier	No	0.0004426	Param Intra 1 of 2
Fluoride (mg/L)	GWC-10	0.1	n/a	3/1/2024	0.1ND	No	19	n/a	n/a	47.37	n/a	n/a	0.004832	NP Intra (normality) 1 of 2
Fluoride (mg/L)	GWC-11	0.1	n/a	2/29/2024	0.1ND	No	19	n/a	n/a	52.63	n/a	n/a	0.004832	NP Intra (NDs) 1 of 2
Fluoride (mg/L)	GWC-12	0.1	n/a	2/29/2024	0.1ND	No	19	n/a	n/a	68.42	n/a	n/a	0.004832	NP Intra (NDs) 1 of 2
Fluoride (mg/L)	GWC-13	0.1	n/a	3/1/2024	0.1ND	No	19	n/a	n/a	57.89	n/a	n/a	0.004832	NP Intra (NDs) 1 of 2
Fluoride (mg/L)	GWC-14	0.1	n/a	3/1/2024	0.1ND	No	19	n/a	n/a	68.42	n/a	n/a	0.004832	NP Intra (NDs) 1 of 2
Fluoride (mg/L)	GWC-18	0.1	n/a	2/29/2024	0.1ND	No	19	n/a	n/a	57.89	n/a	n/a	0.004832	NP Intra (NDs) 1 of 2
Fluoride (mg/L)	GWC-19	0.1	n/a	2/29/2024	0.1ND	No	19	n/a	n/a	57.89	n/a	n/a	0.004832	NP Intra (NDs) 1 of 2
Fluoride (mg/L)	GWC-2	0.1	n/a	3/1/2024	0.1ND	No	19	n/a	n/a	52.63	n/a	n/a	0.004832	NP Intra (NDs) 1 of 2
Fluoride (mg/L)	GWC-20	0.1	n/a	3/1/2024	0.1ND	No	19	n/a	n/a	63.16	n/a	n/a	0.004832	NP Intra (NDs) 1 of 2
Fluoride (mg/L)	GWC-3	0.1	n/a	3/4/2024	0.1ND	No	19	n/a	n/a	47.37	n/a	n/a	0.004832	NP Intra (normality) 1 of 2
Fluoride (mg/L)	GWC-4	0.1446	n/a	2/29/2024	0.05ND	No	19	0.01008	0.00437	0	None	x^2	0.0004426	Param Intra 1 of 2
Fluoride (mg/L)	GWC-5	0.16	n/a	2/29/2024	0.1ND	No	20	n/a	n/a	50	n/a	n/a	0.004291	NP Intra (normality) 1 of 2
Fluoride (mg/L)	GWC-6	0.1	n/a	2/29/2024	0.1ND	No	19	n/a	n/a	52.63	n/a	n/a	0.004832	NP Intra (NDs) 1 of 2
Fluoride (mg/L)	GWC-7	0.12	n/a	2/29/2024	0.1ND	No	19	n/a	n/a	52.63	n/a	n/a	0.004832	NP Intra (NDs) 1 of 2
Fluoride (mg/L)	GWC-8A	0.2068	n/a	2/29/2024	0.05ND	No	18	0.09939	0.04279	0	None	No	0.0004426	Param Intra 1 of 2
Fluoride (mg/L)	GWC-9	0.1	n/a	3/1/2024	0.1ND	No	19	n/a	n/a	42.11	n/a	n/a	0.004832	NP Intra (normality) 1 of 2
pH (S.U.)	GWA-15	5.739	5.209	3/4/2024	5.24	No	23	5.474	0.1111	0	None	No	0.0002213	Param Intra 1 of 2
pH (S.U.)	GWA-16	6.555	6.214	2/28/2024	6.49	No	22	6.384	0.07089	0	None	No	0.0002213	Param Intra 1 of 2
pH (S.U.)	**GWA-17**	**6.376**	**5.66**	**2/28/2024**	**6.41**	**Yes**	**22**	**6.018**	**0.149**	**0**	**None**	**No**	**0.0002213**	**Param Intra 1 of 2**
pH (S.U.)	GWC-1	6.787	6.263	3/1/2024	6.71	No	23	6.525	0.1099	0	None	No	0.0002213	Param Intra 1 of 2
pH (S.U.)	GWC-10	6.617	6.06	3/1/2024	6.47	No	24	6.338	0.1176	0	None	No	0.0002213	Param Intra 1 of 2
pH (S.U.)	GWC-11	6.371	5.929	2/29/2024	6.26	No	22	6.15	0.09196	0	None	No	0.0002213	Param Intra 1 of 2
pH (S.U.)	GWC-12	5.44	4.817	2/29/2024	5.24	No	23	5.128	0.1305	0	None	No	0.0002213	Param Intra 1 of 2
pH (S.U.)	GWC-13	6.051	5.681	3/1/2024	5.9	No	23	202.5	8.027	0	None	x^3	0.0002213	Param Intra 1 of 2
pH (S.U.)	GWC-14	5.862	5.335	3/1/2024	5.55	No	22	5.598	0.1095	0	None	No	0.0002213	Param Intra 1 of 2
pH (S.U.)	GWC-18	6.527	6.151	2/29/2024	6.51	No	23	6.339	0.07879	0	None	No	0.0002213	Param Intra 1 of 2
pH (S.U.)	GWC-19	6.528	6.2	2/29/2024	6.33	No	23	6.364	0.0688	0	None	No	0.0002213	Param Intra 1 of 2
pH (S.U.)	GWC-2	7	6.23	3/1/2024	6.5	No	21	n/a	n/a	0	n/a	n/a	0.007998	NP Intra (normality) 1 of 2
pH (S.U.)	**GWC-20**	**6.713**	**6.333**	**3/1/2024**	**6.73**	**Yes**	**25**	**6.523**	**0.08092**	**0**	**None**	**No**	**0.0002213**	**Param Intra 1 of 2**
pH (S.U.)	GWC-3	6.199	5.711	3/4/2024	6.11	No	22	5.955	0.1016	0	None	No	0.0002213	Param Intra 1 of 2
pH (S.U.)	GWC-4	6.554	6.011	2/29/2024	6.31	No	24	6.282	0.1147	0	None	No	0.0002213	Param Intra 1 of 2
pH (S.U.)	**GWC-5**	**6.238**	**5.374**	**2/29/2024**	**6.25**	**Yes**	**23**	**5.806**	**0.1811**	**0**	**None**	**No**	**0.0002213**	**Param Intra 1 of 2**
pH (S.U.)	GWC-6	6.43	6.09	2/29/2024	6.37	No	23	n/a	n/a	0	n/a	n/a	0.006831	NP Intra (normality) 1 of 2
pH (S.U.)	**GWC-7**	**6.42**	**5.96**	**2/29/2024**	**6.57**	**Yes**	**21**	**n/a**	**n/a**	**0**	**n/a**	**n/a**	**0.007998**	**NP Intra (normality) 1 of 2**
pH (S.U.)	GWC-8A	7.26	6.24	2/29/2024	6.52	No	26	n/a	n/a	0	n/a	n/a	0.005334	NP Intra (normality) 1 of 2
pH (S.U.)	GWC-9	6.907	6.275	3/1/2024	6.82	No	23	6.591	0.1325	0	None	No	0.0002213	Param Intra 1 of 2
Sulfate (mg/L)	GWA-15	3.1	n/a	3/4/2024	2.8	No	19	n/a	n/a	42.11	n/a	n/a	0.004832	NP Intra (normality) 1 of 2
Sulfate (mg/L)	GWA-16	1	n/a	2/28/2024	1ND	No	19	n/a	n/a	94.74	n/a	n/a	0.004832	NP Intra (NDs) 1 of 2
Sulfate (mg/L)	GWA-17	1	n/a	2/28/2024	1ND	No	19	n/a	n/a	84.21	n/a	n/a	0.004832	NP Intra (NDs) 1 of 2
Sulfate (mg/L)	GWC-1	1.5	n/a	3/1/2024	0.79J	No	19	n/a	n/a	42.11	n/a	n/a	0.004832	NP Intra (normality) 1 of 2
Sulfate (mg/L)	**GWC-10**	**1.2**	**n/a**	**3/1/2024**	**4.7**	**Yes**	**11**	**n/a**	**n/a**	**27.27**	**n/a**	**n/a**	**0.01276**	**NP Intra (normality) 1 of 2**
Sulfate (mg/L)	GWC-11	1	n/a	2/29/2024	1ND	No	19	n/a	n/a	89.47	n/a	n/a	0.004832	NP Intra (NDs) 1 of 2
Sulfate (mg/L)	GWC-12	1.3	n/a	2/29/2024	1ND	No	19	n/a	n/a	73.68	n/a	n/a	0.004832	NP Intra (NDs) 1 of 2
Sulfate (mg/L)	GWC-13	1.3	n/a	3/1/2024	1.2	No	18	n/a	n/a	55.56	n/a	n/a	0.005373	NP Intra (NDs) 1 of 2
Sulfate (mg/L)	GWC-14	1	n/a	3/1/2024	1ND	No	19	n/a	n/a	78.95	n/a	n/a	0.004832	NP Intra (NDs) 1 of 2
Sulfate (mg/L)	**GWC-18**	**1**	**n/a**	**2/29/2024**	**1.8**	**Yes**	**19**	**n/a**	**n/a**	**84.21**	**n/a**	**n/a**	**0.004832**	**NP Intra (NDs) 1 of 2**
Sulfate (mg/L)	GWC-19	1.9	n/a	2/29/2024	1ND	No	19	n/a	n/a	84.21	n/a	n/a	0.004832	NP Intra (NDs) 1 of 2
Sulfate (mg/L)	**GWC-2**	**1.1**	**n/a**	**3/1/2024**	**1.2**	**Yes**	**19**	**n/a**	**n/a**	**57.89**	**n/a**	**n/a**	**0.004832**	**NP Intra (NDs) 1 of 2**
Sulfate (mg/L)	GWC-20	1.4	n/a	3/1/2024	0.68J	No	19	n/a	n/a	84.21	n/a	n/a	0.004832	NP Intra (NDs) 1 of 2
Sulfate (mg/L)	**GWC-3**	**1.1**	**n/a**	**3/4/2024**	**10**	**Yes**	**19**	**n/a**	**n/a**	**57.89**	**n/a**	**n/a**	**0.004832**	**NP Intra (NDs) 1 of 2**
Sulfate (mg/L)	**GWC-4**	**6.288**	**n/a**	**2/29/2024**	**84**	**Yes**	**15**	**2.937**	**1.27**	**0**	**None**	**No**	**0.0004426**	**Param Intra 1 of 2**
Sulfate (mg/L)	GWC-5	270	n/a	2/29/2024	75	No	9	n/a	n/a	0	n/a	n/a	0.01809	NP Intra (normality) 1 of 2

Appendix III Intrawell Prediction Limits - All Results

Plant Scherer Data: Scherer Cell 1-CCR Printed 3/29/2024, 12:02 PM

Constituent	Well	Upper Lim.	Lower Lim.	Date	Observ.	Sig.	Bg N	Bg Mean	Std. Dev.	%NDs	ND Adj.	Transform	Alpha	Method
Sulfate (mg/L)	**GWC-6**	**17.05**	**n/a**	**2/29/2024**	**25**	**Yes**	**19**	**10.62**	**2.592**	**0**	**None**	**No**	**0.0004426**	**Param Intra 1 of 2**
Sulfate (mg/L)	**GWC-7**	**1**	**n/a**	**2/29/2024**	**1.5**	**Yes**	**19**	**n/a**	**n/a**	**78.95**	**n/a**	**n/a**	**0.004832**	**NP Intra (NDs) 1 of 2**
Sulfate (mg/L)	GWC-8A	53.18	n/a	2/29/2024	18	No	18	28.21	9.948	0	None	No	0.0004426	Param Intra 1 of 2
Sulfate (mg/L)	GWC-9	18.9	n/a	3/1/2024	17	No	19	3.156	0.4807	0	None	sqrt(x)	0.0004426	Param Intra 1 of 2
Total Dissolved Solids (mg/L)	GWA-15	87.07	n/a	3/4/2024	41	No	19	40.21	18.91	10.53	None	No	0.0004426	Param Intra 1 of 2
Total Dissolved Solids (mg/L)	GWA-16	150.1	n/a	2/28/2024	100	No	19	96.53	21.6	0	None	No	0.0004426	Param Intra 1 of 2
Total Dissolved Solids (mg/L)	GWA-17	132.9	n/a	2/28/2024	85	No	19	71	24.98	0	None	No	0.0004426	Param Intra 1 of 2
Total Dissolved Solids (mg/L)	GWC-1	167.9	n/a	3/1/2024	150	No	19	132.5	14.28	0	None	No	0.0004426	Param Intra 1 of 2
Total Dissolved Solids (mg/L)	GWC-10	187.5	n/a	3/1/2024	150	No	18	133.7	21.41	0	None	No	0.0004426	Param Intra 1 of 2
Total Dissolved Solids (mg/L)	GWC-11	143.4	n/a	2/29/2024	110	No	18	100.2	17.2	0	None	No	0.0004426	Param Intra 1 of 2
Total Dissolved Solids (mg/L)	GWC-12	107.1	n/a	2/29/2024	32	No	19	2.621	0.8282	21.05	Kaplan-Meier	ln(x)	0.0004426	Param Intra 1 of 2
Total Dissolved Solids (mg/L)	GWC-13	113.1	n/a	3/1/2024	74	No	18	60.17	21.09	0	None	No	0.0004426	Param Intra 1 of 2
Total Dissolved Solids (mg/L)	GWC-14	103.2	n/a	3/1/2024	63	No	19	56.63	18.81	0	None	No	0.0004426	Param Intra 1 of 2
Total Dissolved Solids (mg/L)	GWC-18	129.2	n/a	2/29/2024	96	No	19	85.53	17.63	0	None	No	0.0004426	Param Intra 1 of 2
Total Dissolved Solids (mg/L)	GWC-19	172.7	n/a	2/29/2024	130	No	19	98.16	30.06	0	None	No	0.0004426	Param Intra 1 of 2
Total Dissolved Solids (mg/L)	GWC-2	177.4	n/a	3/1/2024	140	No	19	15383	6489	0	None	x^2	0.0004426	Param Intra 1 of 2
Total Dissolved Solids (mg/L)	GWC-20	149	n/a	3/1/2024	130	No	19	106.5	17.15	0	None	No	0.0004426	Param Intra 1 of 2
Total Dissolved Solids (mg/L)	GWC-3	116.5	n/a	3/4/2024	99	No	19	80	14.73	0	None	No	0.0004426	Param Intra 1 of 2
Total Dissolved Solids (mg/L)	**GWC-4**	**178.1**	**n/a**	**2/29/2024**	**260**	**Yes**	**19**	**123.4**	**22.1**	**0**	**None**	**No**	**0.0004426**	**Param Intra 1 of 2**
Total Dissolved Solids (mg/L)	GWC-5	1348	n/a	2/29/2024	190	No	10	7.445	1.178	0	None	x^(1/3)	0.0004426	Param Intra 1 of 2
Total Dissolved Solids (mg/L)	GWC-6	183	n/a	2/29/2024	160	No	19	146.4	14.75	0	None	No	0.0004426	Param Intra 1 of 2
Total Dissolved Solids (mg/L)	GWC-7	160.2	n/a	2/29/2024	130	No	19	119.8	16.3	0	None	No	0.0004426	Param Intra 1 of 2
Total Dissolved Solids (mg/L)	GWC-8A	425.3	n/a	2/29/2024	270	No	17	15.22	2.125	0	None	sqrt(x)	0.0004426	Param Intra 1 of 2
Total Dissolved Solids (mg/L)	GWC-9	201.4	n/a	3/1/2024	160	No	19	20889	7938	0	None	x^2	0.0004426	Param Intra 1 of 2

Appendix I Interwell Prediction Limits - Two-Step - Significant Results

Plant Scherer Data: Scherer Cell 1-CCR Printed 3/29/2024, 11:50 AM

Constituent	Well	Upper Lim.	Lower Lim.	Date	Observ.	Sig.	Bg N	Bg Mean	Std. Dev.	%NDs	ND Adj.	Transform	Alpha	Method
Barium, Total (mg/L)	**GWC-4**	**0.051**	**n/a**	**2/29/2024**	**0.1**	**Yes**	**108**	**n/a**	**n/a**	**1.852**	**n/a**	**n/a**	**0.0001684**	**NP Inter (normality) 1 of 2**
Nickel (mg/L)	**GWC-10**	**0.00202**	**n/a**	**3/1/2024**	**0.0048**	**Yes**	**92**	**n/a**	**n/a**	**83.7**	**n/a**	**n/a**	**0.0002259**	**NP Inter (NDs) 1 of 2**
Nickel (mg/L)	**GWC-14**	**0.00202**	**n/a**	**3/1/2024**	**0.0081**	**Yes**	**92**	**n/a**	**n/a**	**83.7**	**n/a**	**n/a**	**0.0002259**	**NP Inter (NDs) 1 of 2**
Zinc (mg/L)	**GWC-14**	**0.0084**	**n/a**	**3/1/2024**	**0.024**	**Yes**	**93**	**n/a**	**n/a**	**93.55**	**n/a**	**n/a**	**0.0002216**	**NP Inter (NDs) 1 of 2**

Appendix I Interwell Prediction Limits - Two-Step - All Results

Plant Scherer Data: Scherer Cell 1-CCR Printed 3/29/2024, 11:50 AM

Constituent	Well	Upper Lim.	Lower Lim.	Date	Observ.	Sig.	Bg N	Bg Mean	Std. Dev.	%NDs	ND Adj.	Transform	Alpha	Method
Barium, Total (mg/L)	GWC-10	0.051	n/a	3/1/2024	0.036	No	108	n/a	n/a	1.852	n/a	n/a	0.0001684	NP Inter (normality) 1 of 2
Barium, Total (mg/L)	GWC-14	0.051	n/a	3/1/2024	0.012	No	108	n/a	n/a	1.852	n/a	n/a	0.0001684	NP Inter (normality) 1 of 2
Barium, Total (mg/L)	GWC-19	0.051	n/a	2/29/2024	0.033	No	108	n/a	n/a	1.852	n/a	n/a	0.0001684	NP Inter (normality) 1 of 2
Barium, Total (mg/L)	GWC-20	0.051	n/a	3/1/2024	0.036	No	108	n/a	n/a	1.852	n/a	n/a	0.0001684	NP Inter (normality) 1 of 2
Barium, Total (mg/L)	**GWC-4**	**0.051**	**n/a**	**2/29/2024**	**0.1**	**Yes**	**108**	**n/a**	**n/a**	**1.852**	**n/a**	**n/a**	**0.0001684**	**NP Inter (normality) 1 of 2**
Nickel (mg/L)	**GWC-10**	**0.00202**	**n/a**	**3/1/2024**	**0.0048**	**Yes**	**92**	**n/a**	**n/a**	**83.7**	**n/a**	**n/a**	**0.0002259**	**NP Inter (NDs) 1 of 2**
Nickel (mg/L)	**GWC-14**	**0.00202**	**n/a**	**3/1/2024**	**0.0081**	**Yes**	**92**	**n/a**	**n/a**	**83.7**	**n/a**	**n/a**	**0.0002259**	**NP Inter (NDs) 1 of 2**
Zinc (mg/L)	**GWC-14**	**0.0084**	**n/a**	**3/1/2024**	**0.024**	**Yes**	**93**	**n/a**	**n/a**	**93.55**	**n/a**	**n/a**	**0.0002216**	**NP Inter (NDs) 1 of 2**

Appendix III Interwell Prediction Limits - Two-Step - Significant Results

Plant Scherer Data: Scherer Cell 1-CCR Printed 3/29/2024, 12:41 PM

Constituent	Well	Upper Lim.	Lower Lim.	Date	Observ.	Sig.	Bg N	Bg Mean	Std. Dev.	%NDs	ND Adj.	Transform	Alpha	Method
Calcium (mg/L)	GWC-19	15	n/a	2/29/2024	19	Yes	66	n/a	n/a	0	n/a	n/a	0.0004314	NP Inter (normality) 1 of 2
Calcium (mg/L)	GWC-20	15	n/a	3/1/2024	17	Yes	66	n/a	n/a	0	n/a	n/a	0.0004314	NP Inter (normality) 1 of 2
Calcium (mg/L)	GWC-4	15	n/a	2/29/2024	31	Yes	66	n/a	n/a	0	n/a	n/a	0.0004314	NP Inter (normality) 1 of 2
Calcium (mg/L)	GWC-6	15	n/a	2/29/2024	20	Yes	66	n/a	n/a	0	n/a	n/a	0.0004314	NP Inter (normality) 1 of 2
Calcium (mg/L)	GWC-7	15	n/a	2/29/2024	17	Yes	66	n/a	n/a	0	n/a	n/a	0.0004314	NP Inter (normality) 1 of 2
Calcium (mg/L)	GWC-8A	15	n/a	2/29/2024	49	Yes	66	n/a	n/a	0	n/a	n/a	0.0004314	NP Inter (normality) 1 of 2
Chloride (mg/L)	GWC-4	7.2	n/a	2/29/2024	21	Yes	66	n/a	n/a	0	n/a	n/a	0.0004314	NP Inter (normality) 1 of 2
pH (S.U.)	GWC-20	6.52	5.24	3/1/2024	6.73	Yes	76	n/a	n/a	0	n/a	n/a	0.0006569	NP Inter (normality) 1 of 2
pH (S.U.)	GWC-7	6.52	5.24	2/29/2024	6.57	Yes	76	n/a	n/a	0	n/a	n/a	0.0006569	NP Inter (normality) 1 of 2
Sulfate (mg/L)	GWC-10	3.5	n/a	3/1/2024	4.7	Yes	66	n/a	n/a	68.18	n/a	n/a	0.0004314	NP Inter (NDs) 1 of 2
Sulfate (mg/L)	GWC-3	3.5	n/a	3/4/2024	10	Yes	66	n/a	n/a	68.18	n/a	n/a	0.0004314	NP Inter (NDs) 1 of 2
Sulfate (mg/L)	GWC-4	3.5	n/a	2/29/2024	84	Yes	66	n/a	n/a	68.18	n/a	n/a	0.0004314	NP Inter (NDs) 1 of 2
Sulfate (mg/L)	GWC-6	3.5	n/a	2/29/2024	25	Yes	66	n/a	n/a	68.18	n/a	n/a	0.0004314	NP Inter (NDs) 1 of 2
Total Dissolved Solids (mg/L)	GWC-4	137.2	n/a	2/29/2024	260	Yes	66	70.83	31.11	3.03	None	No	0.0004426	Param Inter 1 of 2

Appendix III Interwell Prediction Limits - Two-Step - All Results

Plant Scherer Data: Scherer Cell 1-CCR Printed 3/29/2024, 12:41 PM

Constituent	Well	Upper Lim.	Lower Lim.	Date	Observ.	Sig.	Bg N	Bg Mean	Std. Dev.	%NDs	ND Adj.	Transform	Alpha	Method
Calcium (mg/L)	**GWC-19**	**15**	**n/a**	**2/29/2024**	**19**	**Yes**	**66**	**n/a**	**n/a**	**0**	**n/a**	**n/a**	**0.0004314**	**NP Inter (normality) 1 of 2**
Calcium (mg/L)	**GWC-20**	**15**	**n/a**	**3/1/2024**	**17**	**Yes**	**66**	**n/a**	**n/a**	**0**	**n/a**	**n/a**	**0.0004314**	**NP Inter (normality) 1 of 2**
Calcium (mg/L)	**GWC-4**	**15**	**n/a**	**2/29/2024**	**31**	**Yes**	**66**	**n/a**	**n/a**	**0**	**n/a**	**n/a**	**0.0004314**	**NP Inter (normality) 1 of 2**
Calcium (mg/L)	**GWC-6**	**15**	**n/a**	**2/29/2024**	**20**	**Yes**	**66**	**n/a**	**n/a**	**0**	**n/a**	**n/a**	**0.0004314**	**NP Inter (normality) 1 of 2**
Calcium (mg/L)	**GWC-7**	**15**	**n/a**	**2/29/2024**	**17**	**Yes**	**66**	**n/a**	**n/a**	**0**	**n/a**	**n/a**	**0.0004314**	**NP Inter (normality) 1 of 2**
Calcium (mg/L)	**GWC-8A**	**15**	**n/a**	**2/29/2024**	**49**	**Yes**	**66**	**n/a**	**n/a**	**0**	**n/a**	**n/a**	**0.0004314**	**NP Inter (normality) 1 of 2**
Chloride (mg/L)	GWC-11	7.2	n/a	2/29/2024	2.2	No	66	n/a	n/a	0	n/a	n/a	0.0004314	NP Inter (normality) 1 of 2
Chloride (mg/L)	GWC-12	7.2	n/a	2/29/2024	2.3	No	66	n/a	n/a	0	n/a	n/a	0.0004314	NP Inter (normality) 1 of 2
Chloride (mg/L)	GWC-14	7.2	n/a	3/1/2024	4.7	No	66	n/a	n/a	0	n/a	n/a	0.0004314	NP Inter (normality) 1 of 2
Chloride (mg/L)	GWC-18	7.2	n/a	2/29/2024	3.2	No	66	n/a	n/a	0	n/a	n/a	0.0004314	NP Inter (normality) 1 of 2
Chloride (mg/L)	GWC-19	7.2	n/a	2/29/2024	3.1	No	66	n/a	n/a	0	n/a	n/a	0.0004314	NP Inter (normality) 1 of 2
Chloride (mg/L)	GWC-20	7.2	n/a	3/1/2024	2.5	No	66	n/a	n/a	0	n/a	n/a	0.0004314	NP Inter (normality) 1 of 2
Chloride (mg/L)	**GWC-4**	**7.2**	**n/a**	**2/29/2024**	**21**	**Yes**	**66**	**n/a**	**n/a**	**0**	**n/a**	**n/a**	**0.0004314**	**NP Inter (normality) 1 of 2**
Chloride (mg/L)	GWC-7	7.2	n/a	2/29/2024	4.8	No	66	n/a	n/a	0	n/a	n/a	0.0004314	NP Inter (normality) 1 of 2
Chloride (mg/L)	GWC-9	7.2	n/a	3/1/2024	5.2	No	66	n/a	n/a	0	n/a	n/a	0.0004314	NP Inter (normality) 1 of 2
pH (S.U.)	**GWC-20**	**6.52**	**5.24**	**3/1/2024**	**6.73**	**Yes**	**76**	**n/a**	**n/a**	**0**	**n/a**	**n/a**	**0.0006569**	**NP Inter (normality) 1 of 2**
pH (S.U.)	GWC-5	6.52	5.24	2/29/2024	6.25	No	76	n/a	n/a	0	n/a	n/a	0.0006569	NP Inter (normality) 1 of 2
pH (S.U.)	**GWC-7**	**6.52**	**5.24**	**2/29/2024**	**6.57**	**Yes**	**76**	**n/a**	**n/a**	**0**	**n/a**	**n/a**	**0.0006569**	**NP Inter (normality) 1 of 2**
Sulfate (mg/L)	**GWC-10**	**3.5**	**n/a**	**3/1/2024**	**4.7**	**Yes**	**66**	**n/a**	**n/a**	**68.18**	**n/a**	**n/a**	**0.0004314**	**NP Inter (NDs) 1 of 2**
Sulfate (mg/L)	GWC-18	3.5	n/a	2/29/2024	1.8	No	66	n/a	n/a	68.18	n/a	n/a	0.0004314	NP Inter (NDs) 1 of 2
Sulfate (mg/L)	GWC-2	3.5	n/a	3/1/2024	1.2	No	66	n/a	n/a	68.18	n/a	n/a	0.0004314	NP Inter (NDs) 1 of 2
Sulfate (mg/L)	**GWC-3**	**3.5**	**n/a**	**3/4/2024**	**10**	**Yes**	**66**	**n/a**	**n/a**	**68.18**	**n/a**	**n/a**	**0.0004314**	**NP Inter (NDs) 1 of 2**
Sulfate (mg/L)	**GWC-4**	**3.5**	**n/a**	**2/29/2024**	**84**	**Yes**	**66**	**n/a**	**n/a**	**68.18**	**n/a**	**n/a**	**0.0004314**	**NP Inter (NDs) 1 of 2**
Sulfate (mg/L)	**GWC-6**	**3.5**	**n/a**	**2/29/2024**	**25**	**Yes**	**66**	**n/a**	**n/a**	**68.18**	**n/a**	**n/a**	**0.0004314**	**NP Inter (NDs) 1 of 2**
Sulfate (mg/L)	GWC-7	3.5	n/a	2/29/2024	1.5	No	66	n/a	n/a	68.18	n/a	n/a	0.0004314	NP Inter (NDs) 1 of 2
Total Dissolved Solids (mg/L)	**GWC-4**	**137.2**	**n/a**	**2/29/2024**	**260**	**Yes**	**66**	**70.83**	**31.11**	**3.03**	**None**	**No**	**0.0004426**	**Param Inter 1 of 2**

Appendix I Interwell Prediction Limits - All Results (No Significant)

Plant Scherer Data: Scherer Cell 1-CCR Printed 3/29/2024, 11:52 AM

Constituent	Well	Upper Lim.	Lower Lim.	Date	Observ.	Sig.	Bg N	Bg Mean	Std. Dev.	%NDs	ND Adj.	Transform	Alpha	Method
Arsenic, Total (mg/L)	GWC-1	0.001	n/a	3/1/2024	0.001ND	No	108	n/a	n/a	97.22	n/a	n/a	0.0001684	NP Inter (NDs) 1 of 2
Arsenic, Total (mg/L)	GWC-10	0.001	n/a	3/1/2024	0.001ND	No	108	n/a	n/a	97.22	n/a	n/a	0.0001684	NP Inter (NDs) 1 of 2
Arsenic, Total (mg/L)	GWC-11	0.001	n/a	2/29/2024	0.001ND	No	108	n/a	n/a	97.22	n/a	n/a	0.0001684	NP Inter (NDs) 1 of 2
Arsenic, Total (mg/L)	GWC-12	0.001	n/a	2/29/2024	0.001ND	No	108	n/a	n/a	97.22	n/a	n/a	0.0001684	NP Inter (NDs) 1 of 2
Arsenic, Total (mg/L)	GWC-13	0.001	n/a	3/1/2024	0.001ND	No	108	n/a	n/a	97.22	n/a	n/a	0.0001684	NP Inter (NDs) 1 of 2
Arsenic, Total (mg/L)	GWC-14	0.001	n/a	3/1/2024	0.001ND	No	108	n/a	n/a	97.22	n/a	n/a	0.0001684	NP Inter (NDs) 1 of 2
Arsenic, Total (mg/L)	GWC-18	0.001	n/a	2/29/2024	0.001ND	No	108	n/a	n/a	97.22	n/a	n/a	0.0001684	NP Inter (NDs) 1 of 2
Arsenic, Total (mg/L)	GWC-19	0.001	n/a	2/29/2024	0.001ND	No	108	n/a	n/a	97.22	n/a	n/a	0.0001684	NP Inter (NDs) 1 of 2
Arsenic, Total (mg/L)	GWC-2	0.001	n/a	3/1/2024	0.001ND	No	108	n/a	n/a	97.22	n/a	n/a	0.0001684	NP Inter (NDs) 1 of 2
Arsenic, Total (mg/L)	GWC-20	0.001	n/a	3/1/2024	0.001ND	No	108	n/a	n/a	97.22	n/a	n/a	0.0001684	NP Inter (NDs) 1 of 2
Arsenic, Total (mg/L)	GWC-3	0.001	n/a	3/4/2024	0.001ND	No	108	n/a	n/a	97.22	n/a	n/a	0.0001684	NP Inter (NDs) 1 of 2
Arsenic, Total (mg/L)	GWC-4	0.001	n/a	2/29/2024	0.001ND	No	108	n/a	n/a	97.22	n/a	n/a	0.0001684	NP Inter (NDs) 1 of 2
Arsenic, Total (mg/L)	GWC-5	0.001	n/a	2/29/2024	0.001ND	No	108	n/a	n/a	97.22	n/a	n/a	0.0001684	NP Inter (NDs) 1 of 2
Arsenic, Total (mg/L)	GWC-6	0.001	n/a	2/29/2024	0.001ND	No	108	n/a	n/a	97.22	n/a	n/a	0.0001684	NP Inter (NDs) 1 of 2
Arsenic, Total (mg/L)	GWC-7	0.001	n/a	2/29/2024	0.001ND	No	108	n/a	n/a	97.22	n/a	n/a	0.0001684	NP Inter (NDs) 1 of 2
Arsenic, Total (mg/L)	GWC-8A	0.001	n/a	2/29/2024	0.00089J	No	108	n/a	n/a	97.22	n/a	n/a	0.0001684	NP Inter (NDs) 1 of 2
Arsenic, Total (mg/L)	GWC-9	0.001	n/a	3/1/2024	0.001ND	No	108	n/a	n/a	97.22	n/a	n/a	0.0001684	NP Inter (NDs) 1 of 2
Silver (mg/L)	GWC-1	0.001	n/a	3/1/2024	0.001ND	No	93	n/a	n/a	100	n/a	n/a	0.0002216	NP Inter (NDs) 1 of 2
Silver (mg/L)	GWC-10	0.001	n/a	3/1/2024	0.001ND	No	93	n/a	n/a	100	n/a	n/a	0.0002216	NP Inter (NDs) 1 of 2
Silver (mg/L)	GWC-11	0.001	n/a	2/29/2024	0.001ND	No	93	n/a	n/a	100	n/a	n/a	0.0002216	NP Inter (NDs) 1 of 2
Silver (mg/L)	GWC-12	0.001	n/a	2/29/2024	0.001ND	No	93	n/a	n/a	100	n/a	n/a	0.0002216	NP Inter (NDs) 1 of 2
Silver (mg/L)	GWC-13	0.001	n/a	3/1/2024	0.001ND	No	93	n/a	n/a	100	n/a	n/a	0.0002216	NP Inter (NDs) 1 of 2
Silver (mg/L)	GWC-14	0.001	n/a	3/1/2024	0.001ND	No	93	n/a	n/a	100	n/a	n/a	0.0002216	NP Inter (NDs) 1 of 2
Silver (mg/L)	GWC-18	0.001	n/a	2/29/2024	0.001ND	No	93	n/a	n/a	100	n/a	n/a	0.0002216	NP Inter (NDs) 1 of 2
Silver (mg/L)	GWC-19	0.001	n/a	2/29/2024	0.001ND	No	93	n/a	n/a	100	n/a	n/a	0.0002216	NP Inter (NDs) 1 of 2
Silver (mg/L)	GWC-2	0.001	n/a	3/1/2024	0.001ND	No	93	n/a	n/a	100	n/a	n/a	0.0002216	NP Inter (NDs) 1 of 2
Silver (mg/L)	GWC-20	0.001	n/a	3/1/2024	0.001ND	No	93	n/a	n/a	100	n/a	n/a	0.0002216	NP Inter (NDs) 1 of 2
Silver (mg/L)	GWC-3	0.001	n/a	3/4/2024	0.001ND	No	93	n/a	n/a	100	n/a	n/a	0.0002216	NP Inter (NDs) 1 of 2
Silver (mg/L)	GWC-4	0.001	n/a	2/29/2024	0.001ND	No	93	n/a	n/a	100	n/a	n/a	0.0002216	NP Inter (NDs) 1 of 2
Silver (mg/L)	GWC-5	0.001	n/a	2/29/2024	0.001ND	No	93	n/a	n/a	100	n/a	n/a	0.0002216	NP Inter (NDs) 1 of 2
Silver (mg/L)	GWC-6	0.001	n/a	2/29/2024	0.001ND	No	93	n/a	n/a	100	n/a	n/a	0.0002216	NP Inter (NDs) 1 of 2
Silver (mg/L)	GWC-7	0.001	n/a	2/29/2024	0.001ND	No	93	n/a	n/a	100	n/a	n/a	0.0002216	NP Inter (NDs) 1 of 2
Silver (mg/L)	GWC-8A	0.001	n/a	2/29/2024	0.001ND	No	93	n/a	n/a	100	n/a	n/a	0.0002216	NP Inter (NDs) 1 of 2
Silver (mg/L)	GWC-9	0.001	n/a	3/1/2024	0.001ND	No	93	n/a	n/a	100	n/a	n/a	0.0002216	NP Inter (NDs) 1 of 2

Appendix I & III Trend Tests Summary - Significant Results

Plant Scherer Data: Scherer Cell 1-CCR Printed 3/29/2024, 1:12 PM

Constituent	Well	Slope	Calc.	Critical	Sig.	N	%NDs	Normality	Alpha	Method
Barium, Total (mg/L)	GWA-17 (bg)	-0.0007003	-219	-191	Yes	36	2.778	n/a	0.01	NP
Barium, Total (mg/L)	GWC-10	0.0009692	403	191	Yes	36	5.556	n/a	0.01	NP
Barium, Total (mg/L)	GWC-19	0.0009869	346	191	Yes	36	2.778	n/a	0.01	NP
Barium, Total (mg/L)	GWC-4	0.002218	519	206	Yes	38	0	n/a	0.01	NP
Calcium (mg/L)	GWA-17 (bg)	0.2916	128	92	Yes	22	0	n/a	0.01	NP
Calcium (mg/L)	GWC-19	1.182	186	98	Yes	23	0	n/a	0.01	NP
Calcium (mg/L)	GWC-4	1.232	178	98	Yes	23	0	n/a	0.01	NP
Calcium (mg/L)	GWC-7	0.2544	96	92	Yes	22	0	n/a	0.01	NP
Calcium (mg/L)	GWC-8A	5.216	150	87	Yes	21	0	n/a	0.01	NP
Chloride (mg/L)	GWA-15 (bg)	0.1539	106	92	Yes	22	0	n/a	0.01	NP
Chloride (mg/L)	GWA-17 (bg)	-0.04392	-122	-92	Yes	22	0	n/a	0.01	NP
Chloride (mg/L)	GWC-14	0.09154	95	92	Yes	22	0	n/a	0.01	NP
Chloride (mg/L)	GWC-18	0.05564	107	92	Yes	22	0	n/a	0.01	NP
Chloride (mg/L)	GWC-19	0.1345	98	92	Yes	22	0	n/a	0.01	NP
Chloride (mg/L)	GWC-4	1.692	186	98	Yes	23	0	n/a	0.01	NP
Chloride (mg/L)	GWC-7	0.2466	139	92	Yes	22	0	n/a	0.01	NP
pH (S.U.)	GWA-15 (bg)	-0.0178	-121	-118	Yes	26	0	n/a	0.01	NP
pH (S.U.)	GWA-17 (bg)	0.04321	180	111	Yes	25	0	n/a	0.01	NP
pH (S.U.)	GWC-5	0.05647	159	118	Yes	26	0	n/a	0.01	NP
Sulfate (mg/L)	GWA-15 (bg)	0.2092	111	92	Yes	22	36.36	n/a	0.01	NP
Sulfate (mg/L)	GWC-10	0.497	223	105	Yes	24	12.5	n/a	0.01	NP
Sulfate (mg/L)	GWC-4	3.102	149	105	Yes	24	0	n/a	0.01	NP
Total Dissolved Solids (mg/L)	GWC-4	14.07	175	98	Yes	23	0	n/a	0.01	NP

Appendix I & III Trend Tests Summary - All Results

Plant Scherer Data: Scherer Cell 1-CCR Printed 3/29/2024, 1:12 PM

Constituent	Well	Slope	Calc.	Critical	Sig.	N	%NDs	Normality	Alpha	Method
Barium, Total (mg/L)	GWA-15 (bg)	0	66	191	No	36	2.778	n/a	0.01	NP
Barium, Total (mg/L)	GWA-16 (bg)	-0.0002293	-159	-191	No	36	0	n/a	0.01	NP
Barium, Total (mg/L)	**GWA-17 (bg)**	**-0.0007003**	**-219**	**-191**	**Yes**	**36**	**2.778**	**n/a**	**0.01**	**NP**
Barium, Total (mg/L)	**GWC-10**	**0.0009692**	**403**	**191**	**Yes**	**36**	**5.556**	**n/a**	**0.01**	**NP**
Barium, Total (mg/L)	GWC-14	0.0001183	145	176	No	34	2.941	n/a	0.01	NP
Barium, Total (mg/L)	**GWC-19**	**0.0009869**	**346**	**191**	**Yes**	**36**	**2.778**	**n/a**	**0.01**	**NP**
Barium, Total (mg/L)	GWC-20	0	43	191	No	36	2.778	n/a	0.01	NP
Barium, Total (mg/L)	**GWC-4**	**0.002218**	**519**	**206**	**Yes**	**38**	**0**	**n/a**	**0.01**	**NP**
Calcium (mg/L)	GWA-15 (bg)	0	3	92	No	22	0	n/a	0.01	NP
Calcium (mg/L)	GWA-16 (bg)	0.1304	45	92	No	22	0	n/a	0.01	NP
Calcium (mg/L)	**GWA-17 (bg)**	**0.2916**	**128**	**92**	**Yes**	**22**	**0**	**n/a**	**0.01**	**NP**
Calcium (mg/L)	**GWC-19**	**1.182**	**186**	**98**	**Yes**	**23**	**0**	**n/a**	**0.01**	**NP**
Calcium (mg/L)	GWC-20	0.2593	77	92	No	22	0	n/a	0.01	NP
Calcium (mg/L)	**GWC-4**	**1.232**	**178**	**98**	**Yes**	**23**	**0**	**n/a**	**0.01**	**NP**
Calcium (mg/L)	GWC-6	-0.2856	-57	-92	No	22	0	n/a	0.01	NP
Calcium (mg/L)	**GWC-7**	**0.2544**	**96**	**92**	**Yes**	**22**	**0**	**n/a**	**0.01**	**NP**
Calcium (mg/L)	**GWC-8A**	**5.216**	**150**	**87**	**Yes**	**21**	**0**	**n/a**	**0.01**	**NP**
Chloride (mg/L)	**GWA-15 (bg)**	**0.1539**	**106**	**92**	**Yes**	**22**	**0**	**n/a**	**0.01**	**NP**
Chloride (mg/L)	GWA-16 (bg)	0	-45	-92	No	22	0	n/a	0.01	NP
Chloride (mg/L)	**GWA-17 (bg)**	**-0.04392**	**-122**	**-92**	**Yes**	**22**	**0**	**n/a**	**0.01**	**NP**
Chloride (mg/L)	GWC-11	0	-1	-92	No	22	0	n/a	0.01	NP
Chloride (mg/L)	GWC-12	0.0171	48	92	No	22	0	n/a	0.01	NP
Chloride (mg/L)	**GWC-14**	**0.09154**	**95**	**92**	**Yes**	**22**	**0**	**n/a**	**0.01**	**NP**
Chloride (mg/L)	**GWC-18**	**0.05564**	**107**	**92**	**Yes**	**22**	**0**	**n/a**	**0.01**	**NP**
Chloride (mg/L)	**GWC-19**	**0.1345**	**98**	**92**	**Yes**	**22**	**0**	**n/a**	**0.01**	**NP**
Chloride (mg/L)	GWC-20	0.02645	65	92	No	22	4.545	n/a	0.01	NP
Chloride (mg/L)	**GWC-4**	**1.692**	**186**	**98**	**Yes**	**23**	**0**	**n/a**	**0.01**	**NP**
Chloride (mg/L)	**GWC-7**	**0.2466**	**139**	**92**	**Yes**	**22**	**0**	**n/a**	**0.01**	**NP**
Chloride (mg/L)	GWC-9	0.05592	51	92	No	22	0	n/a	0.01	NP
Nickel (mg/L)	GWA-15 (bg)	0	-144	-152	No	31	67.74	n/a	0.01	NP
Nickel (mg/L)	GWA-16 (bg)	0	-11	-146	No	30	96.67	n/a	0.01	NP
Nickel (mg/L)	GWA-17 (bg)	0	-42	-152	No	31	87.1	n/a	0.01	NP
Nickel (mg/L)	GWC-10	0	97	161	No	32	59.38	n/a	0.01	NP
Nickel (mg/L)	GWC-14	0	30	152	No	31	96.77	n/a	0.01	NP
pH (S.U.)	**GWA-15 (bg)**	**-0.0178**	**-121**	**-118**	**Yes**	**26**	**0**	**n/a**	**0.01**	**NP**
pH (S.U.)	GWA-16 (bg)	0.006799	36	111	No	25	0	n/a	0.01	NP
pH (S.U.)	**GWA-17 (bg)**	**0.04321**	**180**	**111**	**Yes**	**25**	**0**	**n/a**	**0.01**	**NP**
pH (S.U.)	GWC-20	0.009807	100	131	No	28	0	n/a	0.01	NP
pH (S.U.)	**GWC-5**	**0.05647**	**159**	**118**	**Yes**	**26**	**0**	**n/a**	**0.01**	**NP**
pH (S.U.)	GWC-7	0.01084	66	111	No	25	0	n/a	0.01	NP
Sulfate (mg/L)	**GWA-15 (bg)**	**0.2092**	**111**	**92**	**Yes**	**22**	**36.36**	**n/a**	**0.01**	**NP**
Sulfate (mg/L)	GWA-16 (bg)	0	-8	-92	No	22	86.36	n/a	0.01	NP
Sulfate (mg/L)	GWA-17 (bg)	0	4	92	No	22	81.82	n/a	0.01	NP
Sulfate (mg/L)	**GWC-10**	**0.497**	**223**	**105**	**Yes**	**24**	**12.5**	**n/a**	**0.01**	**NP**
Sulfate (mg/L)	GWC-18	0	27	92	No	22	77.27	n/a	0.01	NP
Sulfate (mg/L)	GWC-2	0	14	92	No	22	50	n/a	0.01	NP
Sulfate (mg/L)	GWC-3	0.1127	84	105	No	24	45.83	n/a	0.01	NP
Sulfate (mg/L)	**GWC-4**	**3.102**	**149**	**105**	**Yes**	**24**	**0**	**n/a**	**0.01**	**NP**
Sulfate (mg/L)	GWC-6	0	4	92	No	22	0	n/a	0.01	NP
Sulfate (mg/L)	GWC-7	0	47	92	No	22	72.73	n/a	0.01	NP
Total Dissolved Solids (mg/L)	GWA-15 (bg)	1.835	54	92	No	22	9.091	n/a	0.01	NP
Total Dissolved Solids (mg/L)	GWA-16 (bg)	0	20	92	No	22	0	n/a	0.01	NP
Total Dissolved Solids (mg/L)	GWA-17 (bg)	3.602	77	92	No	22	0	n/a	0.01	NP
Total Dissolved Solids (mg/L)	**GWC-4**	**14.07**	**175**	**98**	**Yes**	**23**	**0**	**n/a**	**0.01**	**NP**
Zinc (mg/L)	GWA-15 (bg)	0	12	152	No	31	96.77	n/a	0.01	NP
Zinc (mg/L)	GWA-16 (bg)	0	-41	-152	No	31	93.55	n/a	0.01	NP
Zinc (mg/L)	GWA-17 (bg)	0	13	152	No	31	90.32	n/a	0.01	NP
Zinc (mg/L)	GWC-14	0	17	152	No	31	93.55	n/a	0.01	NP

Appendix I Intrawell Prediction Limits - May 2024 Resample - All Results (No Significant)

Plant Scherer Client: Southern Company Data: Scherer Cell 1-CCR Printed 6/24/2024, 1:19 PM

Constituent	Well	Upper Lim.	Lower Lim.	Date	Observ.	Sig.	Bg N	Bg Mean	Std. Dev.	%NDs	ND Adj.	Transform	Alpha	Method
Nickel (mg/L)	GWC-10	0.003	n/a	5/20/2024	0.0016	No	29	n/a	n/a	65.52	n/a	n/a	0.002172	NP Intra (NDs) 1 of 2
Nickel (mg/L)	GWC-14	0.001	n/a	5/7/2024	0.001ND	No	28	n/a	n/a	100	n/a	n/a	0.002337	NP Intra (NDs) 1 of 2
Zinc (mg/L)	GWC-14	0.005	n/a	5/7/2024	0.005ND	No	28	n/a	n/a	96.43	n/a	n/a	0.002337	NP Intra (NDs) 1 of 2

Appendix III Intrawell Prediction Limits - May 2024 Resample - Significant Results

Plant Scherer Client: Southern Company Data: Scherer Cell 1-CCR Printed 6/24/2024, 1:28 PM

Constituent	Well	Upper Lim.	Lower Lim.	Date	Observ.	Sig.	Bg N	Bg Mean	Std. Dev.	%NDs	ND Adj.	Transform	Alpha	Method
Calcium (mg/L)	**GWC-7**	**16**	**n/a**	**5/7/2024**	**17**	**Yes**	**19**	**n/a**	**n/a**	**0**	**n/a**	**n/a**	**0.004832**	**NP Intra (normality) 1 of 2**
Chloride (mg/L)	**GWC-4**	**16.42**	**n/a**	**5/20/2024**	**28**	**Yes**	**19**	**8.083**	**3.363**	**0**	**None**	**No**	**0.0004426**	**Param Intra 1 of 2**
Sulfate (mg/L)	**GWC-10**	**1.2**	**n/a**	**5/20/2024**	**3.9**	**Yes**	**11**	**n/a**	**n/a**	**27.27**	**n/a**	**n/a**	**0.01276**	**NP Intra (normality) 1 of 2**
Sulfate (mg/L)	**GWC-6**	**17.05**	**n/a**	**5/20/2024**	**18**	**Yes**	**19**	**10.62**	**2.592**	**0**	**None**	**No**	**0.0004426**	**Param Intra 1 of 2**

Appendix III Intrawell Prediction Limits - May 2024 Resample - All Results

Plant Scherer Client: Southern Company Data: Scherer Cell 1-CCR Printed 6/24/2024, 1:28 PM

Constituent	Well	Upper Lim.	Lower Lim.	Date	Observ.	Sig.	Bg N	Bg Mean	Std. Dev.	%NDs	ND Adj.	Transform	Alpha	Method
Calcium (mg/L)	GWC-6	19.5	n/a	5/20/2024	14	No	19	n/a	n/a	0	n/a	n/a	0.004832	NP Intra (normality) 1 of 2
Calcium (mg/L)	**GWC-7**	**16**	**n/a**	**5/7/2024**	**17**	**Yes**	**19**	**n/a**	**n/a**	**0**	**n/a**	**n/a**	**0.004832**	**NP Intra (normality) 1 of 2**
Chloride (mg/L)	**GWC-4**	**16.42**	**n/a**	**5/20/2024**	**28**	**Yes**	**19**	**8.083**	**3.363**	**0**	**None**	**No**	**0.0004426**	**Param Intra 1 of 2**
pH (S.U.)	GWC-10	6.617	6.06	5/20/2024	6.28	No	24	6.338	0.1176	0	None	No	0.0002213	Param Intra 1 of 2
pH (S.U.)	GWC-14	5.862	5.335	5/7/2024	5.55	No	22	5.598	0.1095	0	None	No	0.0002213	Param Intra 1 of 2
pH (S.U.)	GWC-20	6.713	6.333	5/7/2024	6.5	No	25	6.523	0.08092	0	None	No	0.0002213	Param Intra 1 of 2
pH (S.U.)	GWC-3	6.199	5.711	5/20/2024	5.9	No	22	5.955	0.1016	0	None	No	0.0002213	Param Intra 1 of 2
pH (S.U.)	GWC-4	6.554	6.011	5/20/2024	6.08	No	24	6.282	0.1147	0	None	No	0.0002213	Param Intra 1 of 2
pH (S.U.)	GWC-6	6.43	6.09	5/20/2024	6.16	No	23	n/a	n/a	0	n/a	n/a	0.006831	NP Intra (normality) 1 of 2
pH (S.U.)	GWC-7	6.42	5.96	5/7/2024	6.3	No	21	n/a	n/a	0	n/a	n/a	0.007998	NP Intra (normality) 1 of 2
Sulfate (mg/L)	**GWC-10**	**1.2**	**n/a**	**5/20/2024**	**3.9**	**Yes**	**11**	**n/a**	**n/a**	**27.27**	**n/a**	**n/a**	**0.01276**	**NP Intra (normality) 1 of 2**
Sulfate (mg/L)	GWC-3	1.1	n/a	5/20/2024	0.64J	No	19	n/a	n/a	57.89	n/a	n/a	0.004832	NP Intra (NDs) 1 of 2
Sulfate (mg/L)	**GWC-6**	**17.05**	**n/a**	**5/20/2024**	**18**	**Yes**	**19**	**10.62**	**2.592**	**0**	**None**	**No**	**0.0004426**	**Param Intra 1 of 2**

Appendix III Interwell Prediction Limits - Two-Step
May 2024 Resample - All/Significant Results

Plant Scherer Client: Southern Company Data: Scherer Cell 1-CCR Printed 6/24/2024, 1:33 PM

Constituent	Well	Upper Lim.	Lower Lim.	Date	Observ.	Sig.	Bg N	Bg Mean	Std. Dev.	%NDs	ND Adj.	Transform	Alpha	Method
Calcium (mg/L)	**GWC-7**	**15**	**n/a**	**5/7/2024**	**17**	**Yes**	**66**	**n/a**	**n/a**	**0**	**n/a**	**n/a**	**0.0004314**	**NP Inter (normality) 1 of 2**
Chloride (mg/L)	**GWC-4**	**7.2**	**n/a**	**5/20/2024**	**28**	**Yes**	**66**	**n/a**	**n/a**	**0**	**n/a**	**n/a**	**0.0004314**	**NP Inter (normality) 1 of 2**
Sulfate (mg/L)	**GWC-10**	**3.5**	**n/a**	**5/20/2024**	**3.9**	**Yes**	**66**	**n/a**	**n/a**	**68.18**	**n/a**	**n/a**	**0.0004314**	**NP Inter (NDs) 1 of 2**
Sulfate (mg/L)	**GWC-6**	**3.5**	**n/a**	**5/20/2024**	**18**	**Yes**	**66**	**n/a**	**n/a**	**68.18**	**n/a**	**n/a**	**0.0004314**	**NP Inter (NDs) 1 of 2**

Table of Contents

Figure A. Time Series	42
Figure B. Box Plots	227
Figure C. Outlier Summary	251
Figure D. Appendix I Intrawell Prediction Limits	256
Figure E. Appendix III Intrawell Prediction Limits	531
Figure F. Appendix I Interwell Prediction LImits - Two-Step	704
Figure G. Appendix III Interwell Prediction Limits - Two-Step	715
Figure H. Appendix I Interwell Prediction Limits	733
Figure I. Appendix I and III Trend Tests	754
Figure J. Appendix I Intrawell Prediction Limits - Resample	772
Figure K. Appendix III Intrawell Prediction Limits - Resample	778
Figure L. Appendix III Interwell Prediction Limits - Two-Step - Resample	798

FIGURE A.

Sanitas™ v.10.0.19a Software licensed to . UG
Hollow symbols indicate censored values.

Time Series

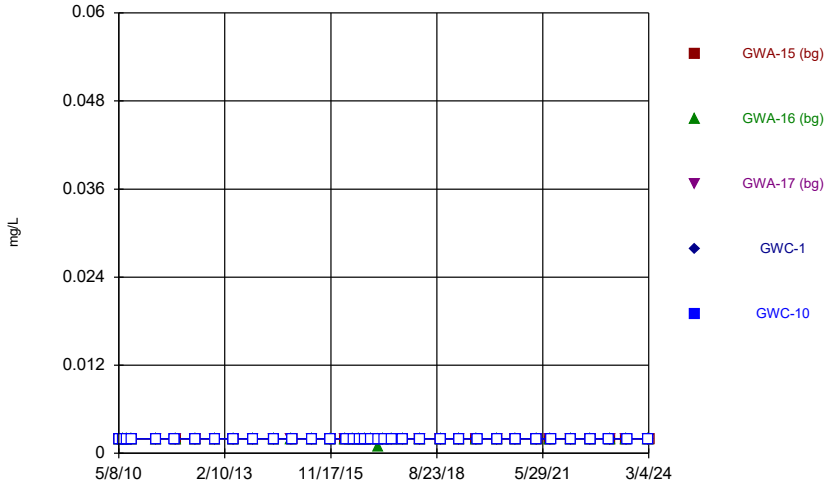

Constituent: Antimony, Total Analysis Run 6/24/2024 1:01 PM
Plant Scherer Client: Southern Company Data: Scherer Cell 1-CCR

Sanitas™ v.10.0.19a Software licensed to . UG
Hollow symbols indicate censored values.

Time Series

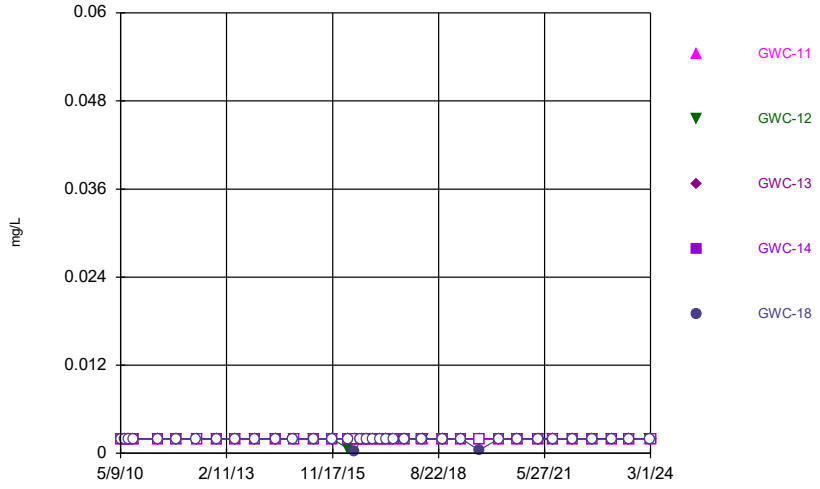

Constituent: Antimony, Total Analysis Run 6/24/2024 1:01 PM
Plant Scherer Client: Southern Company Data: Scherer Cell 1-CCR

Sanitas™ v.10.0.19a Software licensed to . UG
Hollow symbols indicate censored values.

Time Series

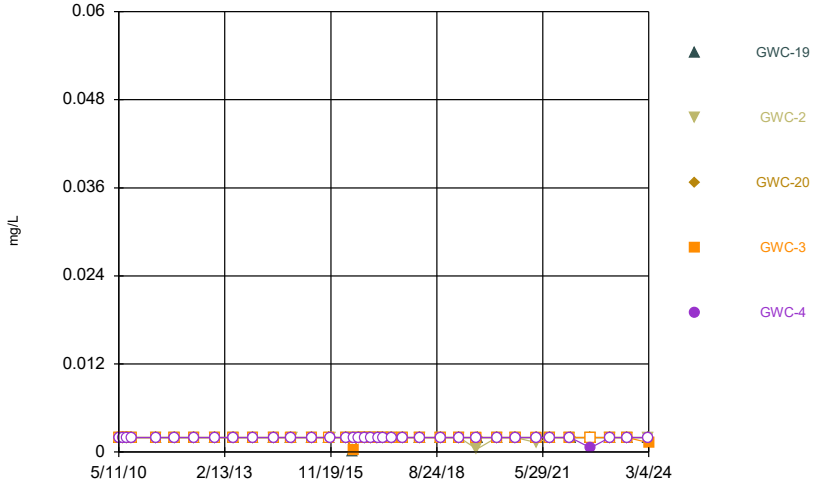

Constituent: Antimony, Total Analysis Run 6/24/2024 1:01 PM
Plant Scherer Client: Southern Company Data: Scherer Cell 1-CCR

Sanitas™ v.10.0.19a Software licensed to . UG
Hollow symbols indicate censored values.

Time Series

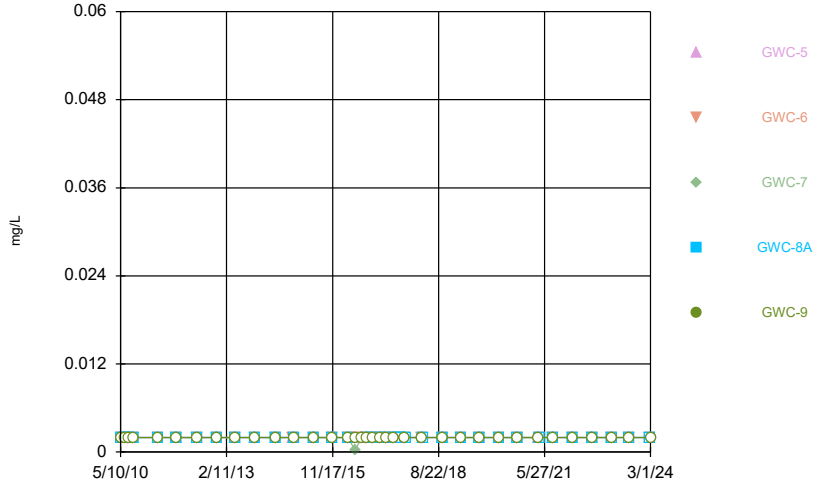

Constituent: Antimony, Total Analysis Run 6/24/2024 1:01 PM
Plant Scherer Client: Southern Company Data: Scherer Cell 1-CCR

Sanitas™ v.10.0.19a Software licensed to . UG
Hollow symbols indicate censored values.

Time Series

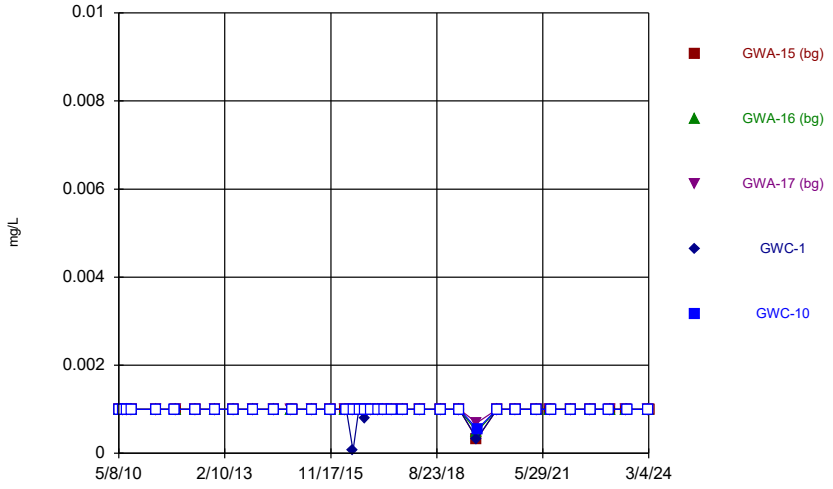

Constituent: Arsenic, Total Analysis Run 6/24/2024 1:01 PM
Plant Scherer Client: Southern Company Data: Scherer Cell 1-CCR

Sanitas™ v.10.0.19a Software licensed to . UG
Hollow symbols indicate censored values.

Time Series

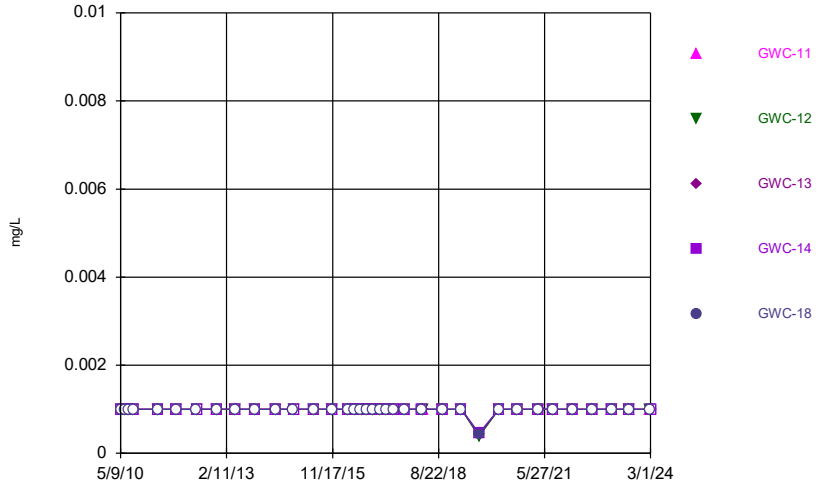

Constituent: Arsenic, Total Analysis Run 6/24/2024 1:01 PM
Plant Scherer Client: Southern Company Data: Scherer Cell 1-CCR

Sanitas™ v.10.0.19a Software licensed to . UG
Hollow symbols indicate censored values.

Time Series

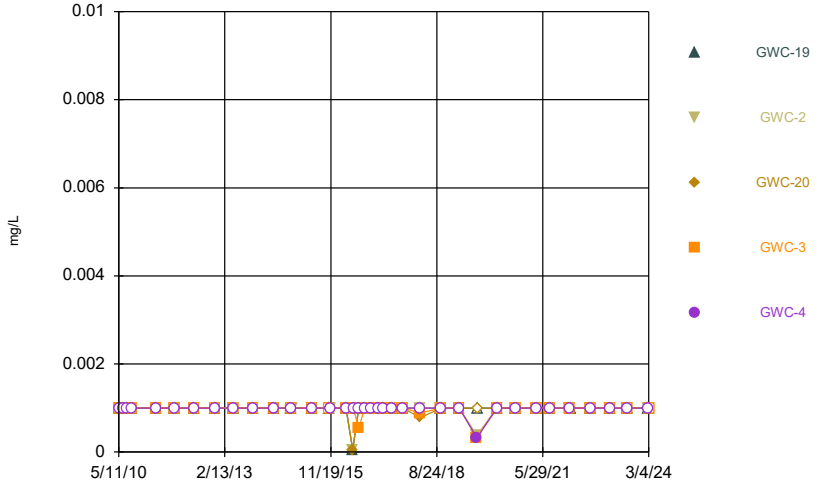

Constituent: Arsenic, Total Analysis Run 6/24/2024 1:01 PM
Plant Scherer Client: Southern Company Data: Scherer Cell 1-CCR

Sanitas™ v.10.0.19a Software licensed to . UG
Hollow symbols indicate censored values.

Time Series

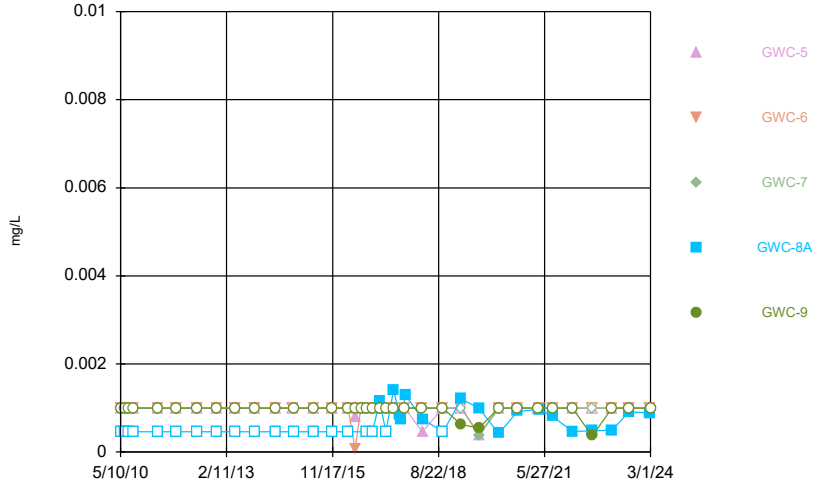

Constituent: Arsenic, Total Analysis Run 6/24/2024 1:01 PM
Plant Scherer Client: Southern Company Data: Scherer Cell 1-CCR

Sanitas™ v.10.0.19a Software licensed to . UG
Hollow symbols indicate censored values.

Time Series

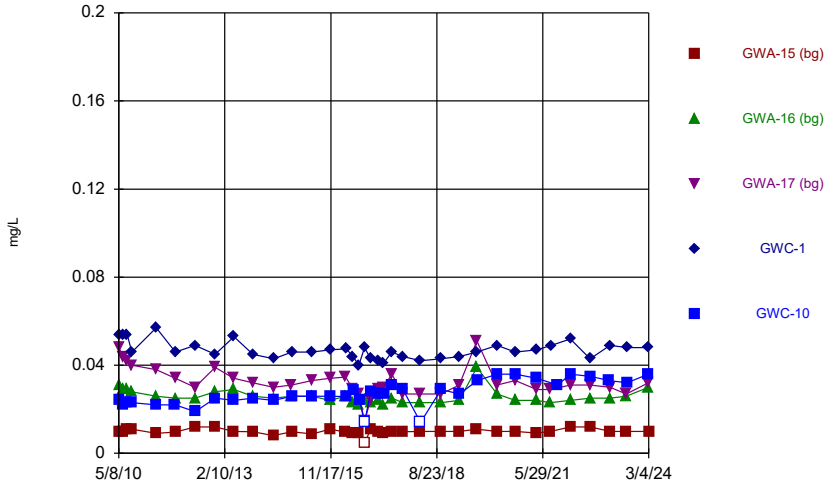

Constituent: Barium, Total Analysis Run 6/24/2024 1:01 PM
Plant Scherer Client: Southern Company Data: Scherer Cell 1-CCR

Sanitas™ v.10.0.19a Software licensed to . UG
Hollow symbols indicate censored values.

Time Series

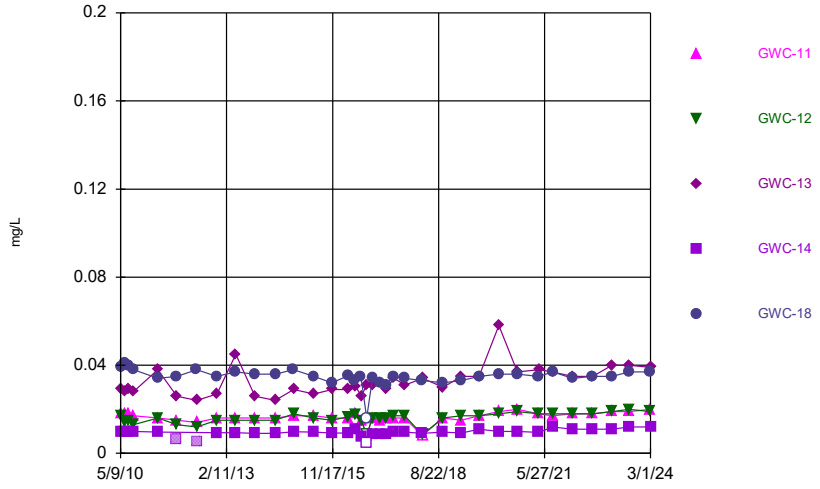

Constituent: Barium, Total Analysis Run 6/24/2024 1:01 PM
Plant Scherer Client: Southern Company Data: Scherer Cell 1-CCR

Sanitas™ v.10.0.19a Software licensed to . UG
Hollow symbols indicate censored values.

Time Series

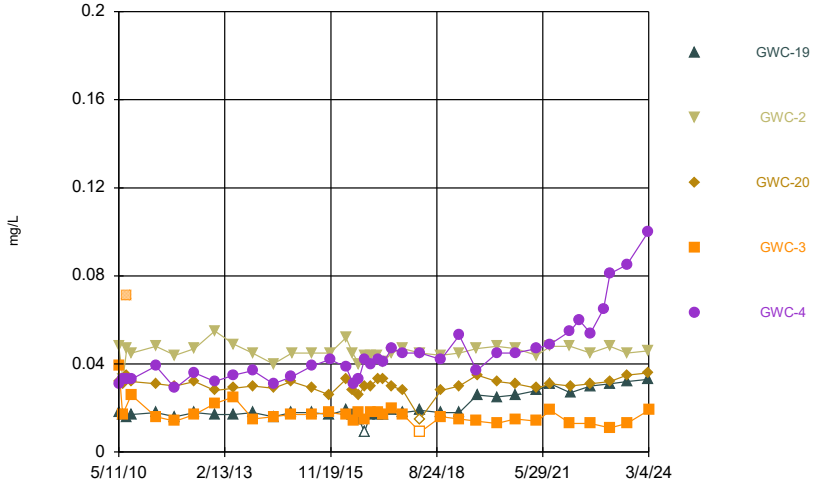

Constituent: Barium, Total Analysis Run 6/24/2024 1:01 PM
Plant Scherer Client: Southern Company Data: Scherer Cell 1-CCR

Sanitas™ v.10.0.19a Software licensed to . UG
Hollow symbols indicate censored values.

Time Series

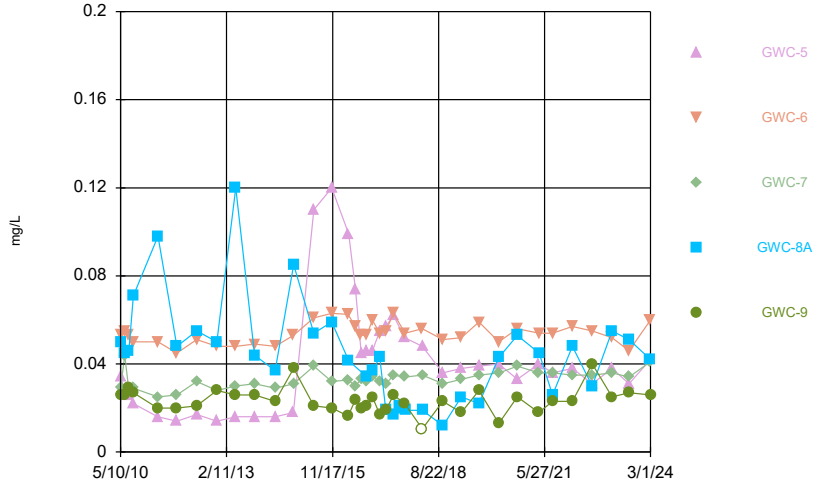

Constituent: Barium, Total Analysis Run 6/24/2024 1:01 PM
Plant Scherer Client: Southern Company Data: Scherer Cell 1-CCR

Sanitas™ v.10.0.19a Software licensed to . UG
Hollow symbols indicate censored values.

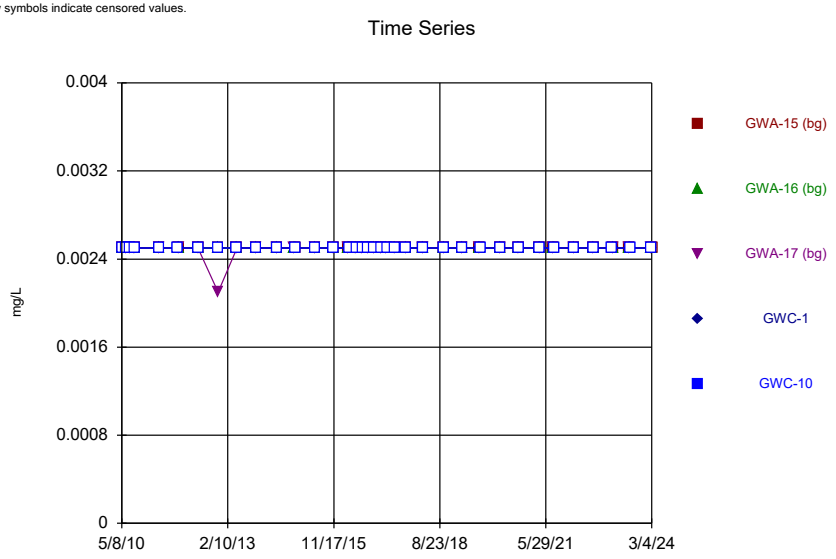

Constituent: Beryllium, Total Analysis Run 6/24/2024 1:01 PM
Plant Scherer Client: Southern Company Data: Scherer Cell 1-CCR

Sanitas™ v.10.0.19a Software licensed to . UG
Hollow symbols indicate censored values.

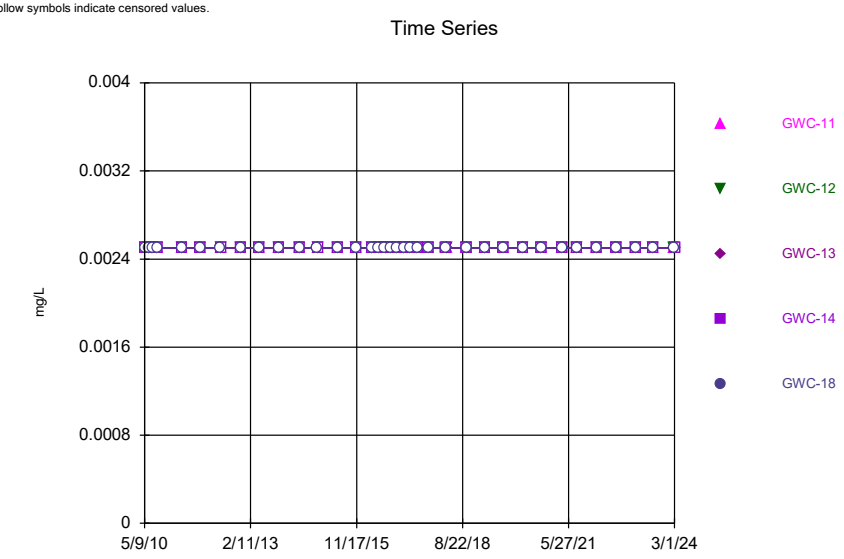

Constituent: Beryllium, Total Analysis Run 6/24/2024 1:01 PM
Plant Scherer Client: Southern Company Data: Scherer Cell 1-CCR

Sanitas™ v.10.0.19a Software licensed to . UG
Hollow symbols indicate censored values.

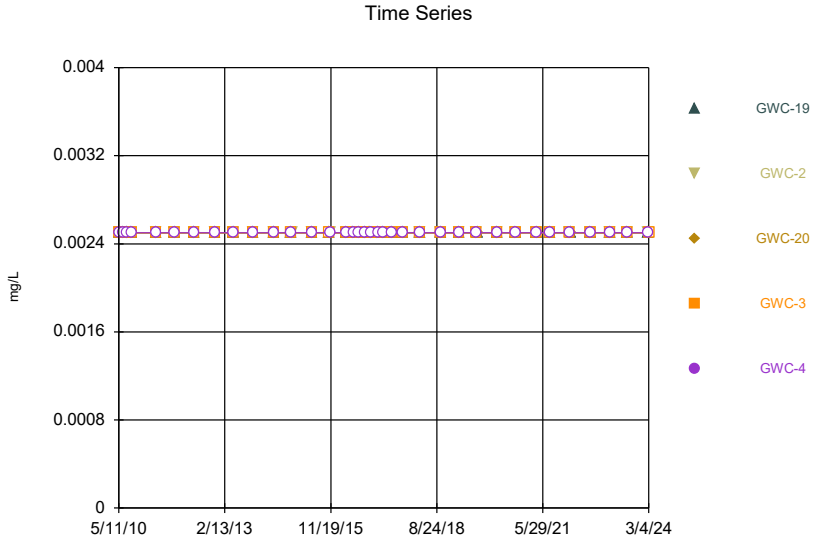

Constituent: Beryllium, Total Analysis Run 6/24/2024 1:01 PM
Plant Scherer Client: Southern Company Data: Scherer Cell 1-CCR

Sanitas™ v.10.0.19a Software licensed to . UG
Hollow symbols indicate censored values.

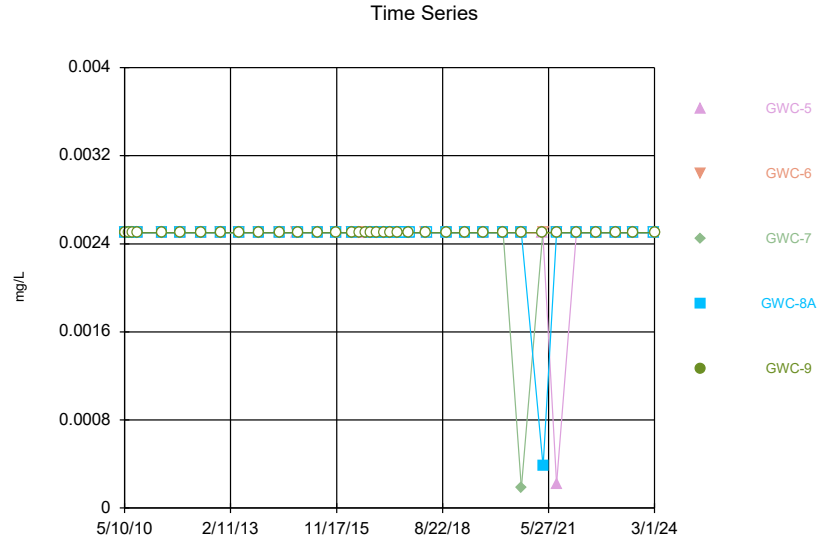

Constituent: Beryllium, Total Analysis Run 6/24/2024 1:01 PM
Plant Scherer Client: Southern Company Data: Scherer Cell 1-CCR

Sanitas™ v.10.0.19a Software licensed to . UG
Hollow symbols indicate censored values.

Time Series

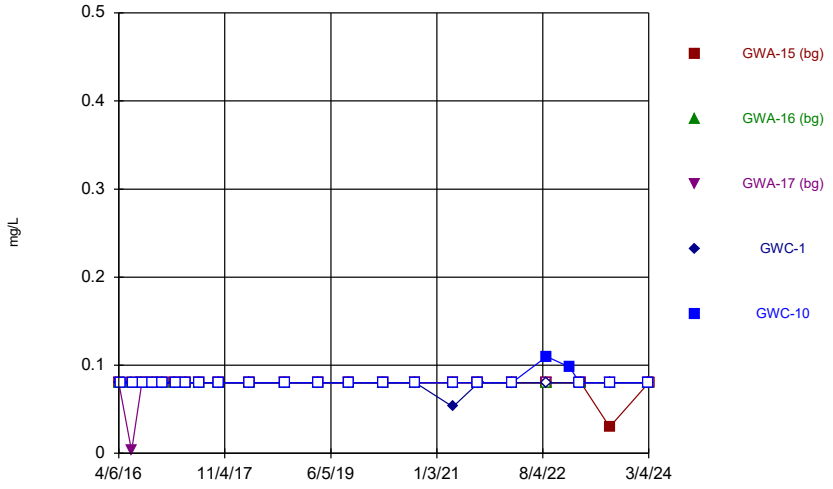

Constituent: Boron Analysis Run 6/24/2024 1:01 PM
Plant Scherer Client: Southern Company Data: Scherer Cell 1-CCR

Sanitas™ v.10.0.19a Software licensed to . UG
Hollow symbols indicate censored values.

Time Series

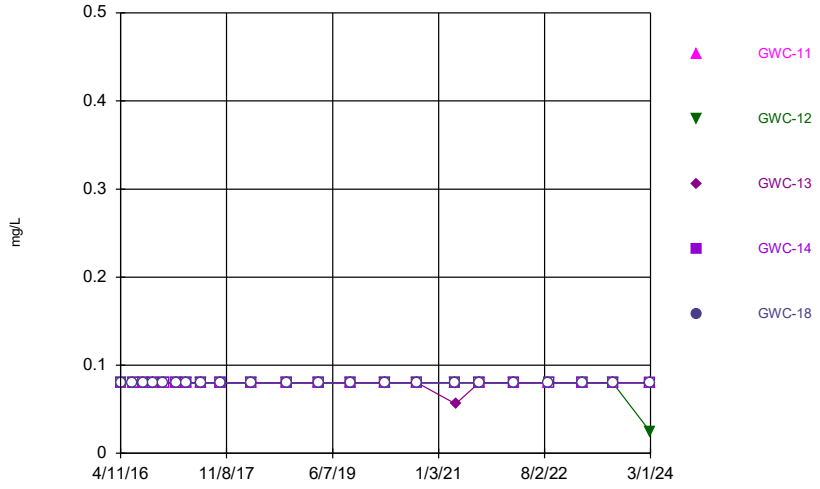

Constituent: Boron Analysis Run 6/24/2024 1:01 PM
Plant Scherer Client: Southern Company Data: Scherer Cell 1-CCR

Sanitas™ v.10.0.19a Software licensed to . UG
Hollow symbols indicate censored values.

Time Series

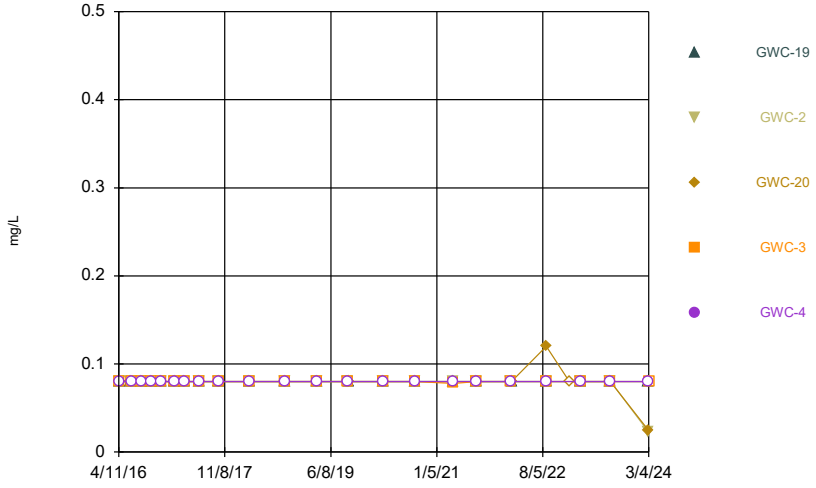

Constituent: Boron Analysis Run 6/24/2024 1:01 PM
Plant Scherer Client: Southern Company Data: Scherer Cell 1-CCR

Sanitas™ v.10.0.19a Software licensed to . UG
Hollow symbols indicate censored values.

Time Series

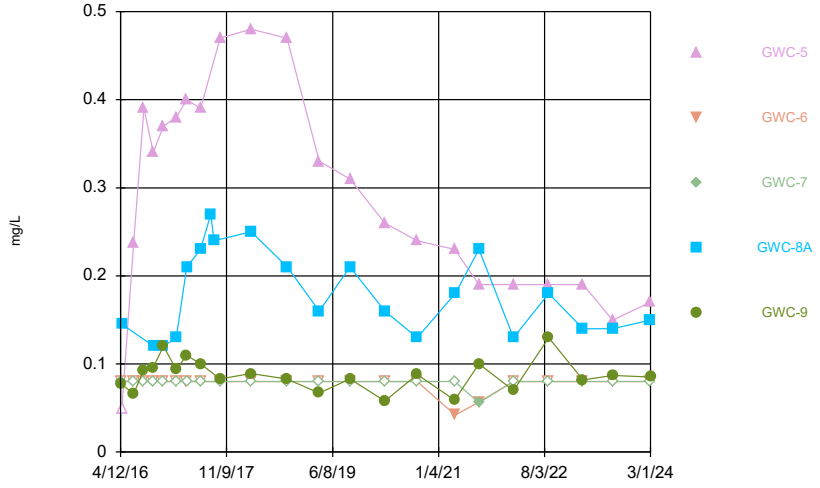

Constituent: Boron Analysis Run 6/24/2024 1:01 PM
Plant Scherer Client: Southern Company Data: Scherer Cell 1-CCR

Sanitas™ v.10.0.19a Software licensed to . UG
Hollow symbols indicate censored values.

Time Series

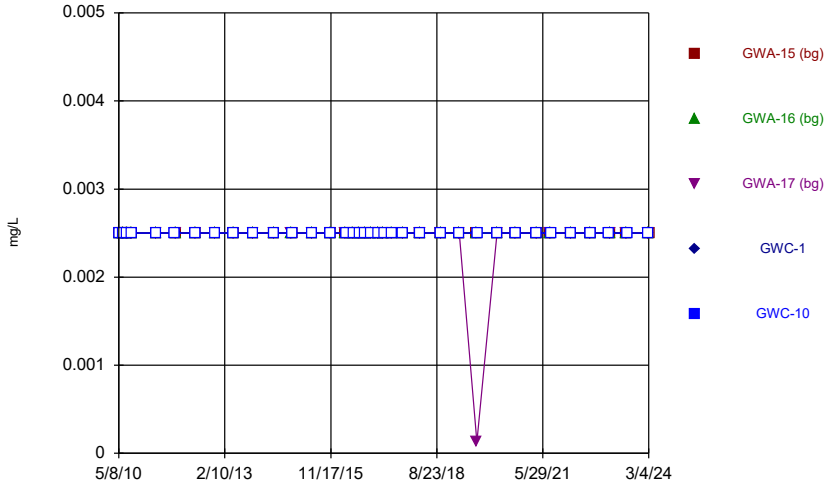

Constituent: Cadmium, Total Analysis Run 6/24/2024 1:02 PM
Plant Scherer Client: Southern Company Data: Scherer Cell 1-CCR

Sanitas™ v.10.0.19a Software licensed to . UG
Hollow symbols indicate censored values.

Time Series

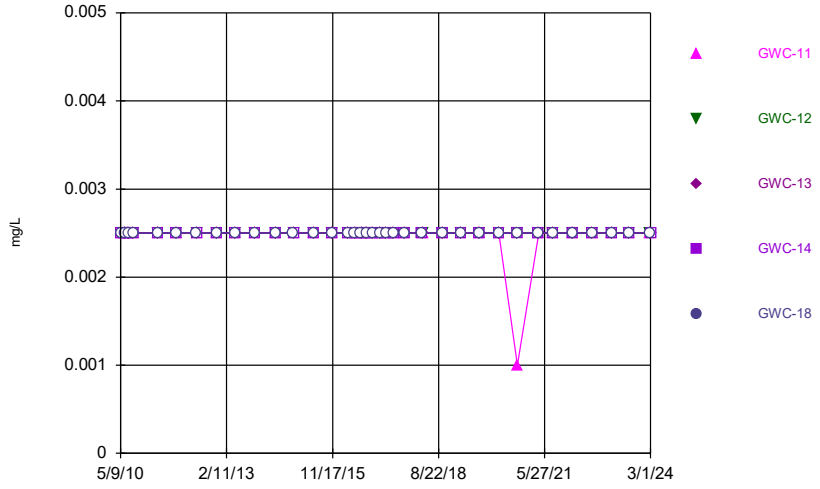

Constituent: Cadmium, Total Analysis Run 6/24/2024 1:02 PM
Plant Scherer Client: Southern Company Data: Scherer Cell 1-CCR

Sanitas™ v.10.0.19a Software licensed to . UG
Hollow symbols indicate censored values.

Time Series

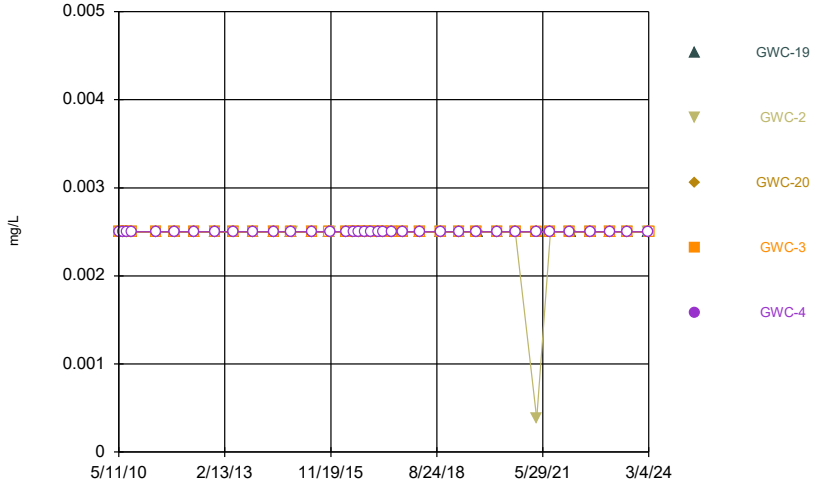

Constituent: Cadmium, Total Analysis Run 6/24/2024 1:02 PM
Plant Scherer Client: Southern Company Data: Scherer Cell 1-CCR

Sanitas™ v.10.0.19a Software licensed to . UG
Hollow symbols indicate censored values.

Time Series

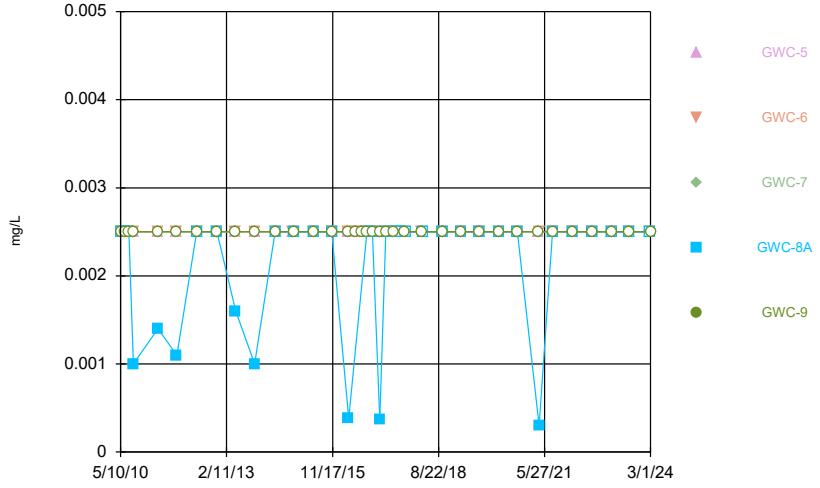

Constituent: Cadmium, Total Analysis Run 6/24/2024 1:02 PM
Plant Scherer Client: Southern Company Data: Scherer Cell 1-CCR

Sanitas™ v.10.0.19a Software licensed to . UG

Time Series

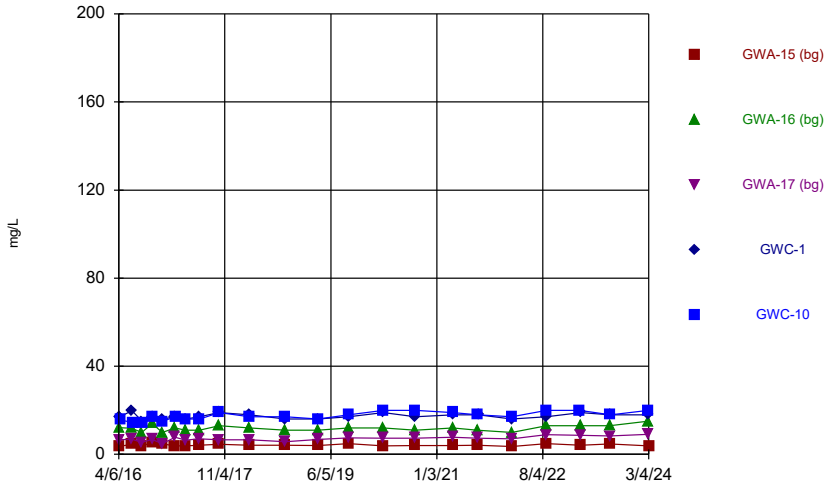

Constituent: Calcium Analysis Run 6/24/2024 1:02 PM

Plant Scherer Client: Southern Company Data: Scherer Cell 1-CCR

Sanitas™ v.10.0.19a Software licensed to . UG

Time Series

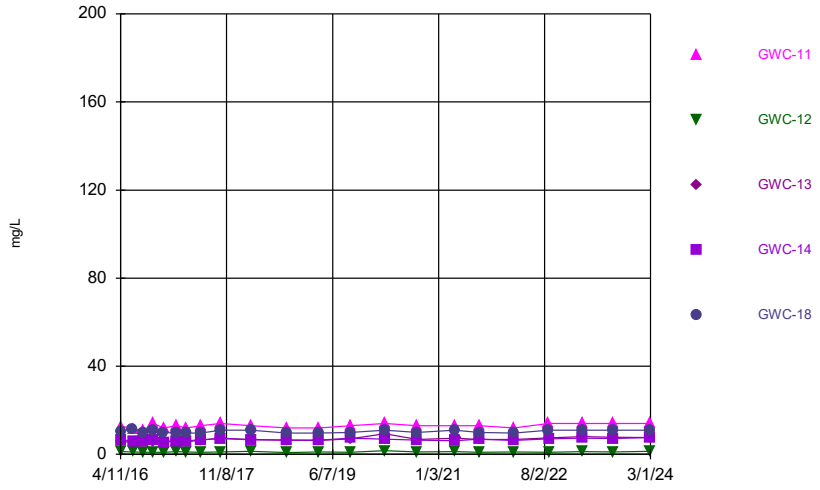

Constituent: Calcium Analysis Run 6/24/2024 1:02 PM

Plant Scherer Client: Southern Company Data: Scherer Cell 1-CCR

Sanitas™ v.10.0.19a Software licensed to . UG

Time Series

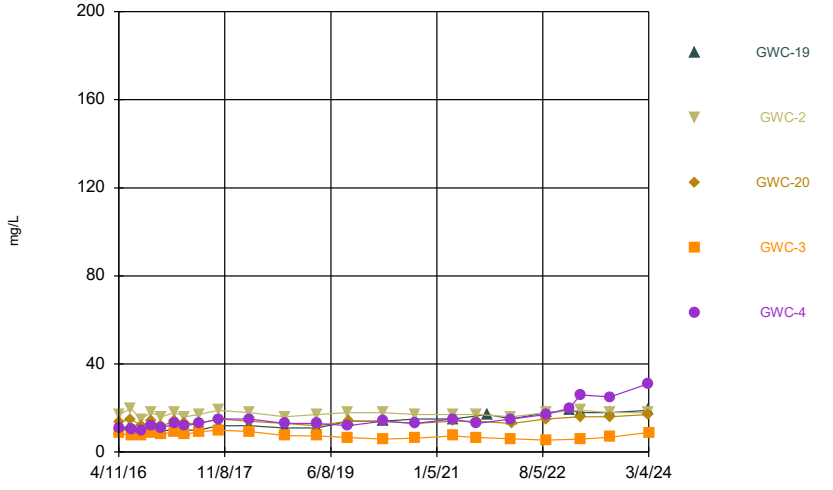

Constituent: Calcium Analysis Run 6/24/2024 1:02 PM

Plant Scherer Client: Southern Company Data: Scherer Cell 1-CCR

Sanitas™ v.10.0.19a Software licensed to . UG

Time Series

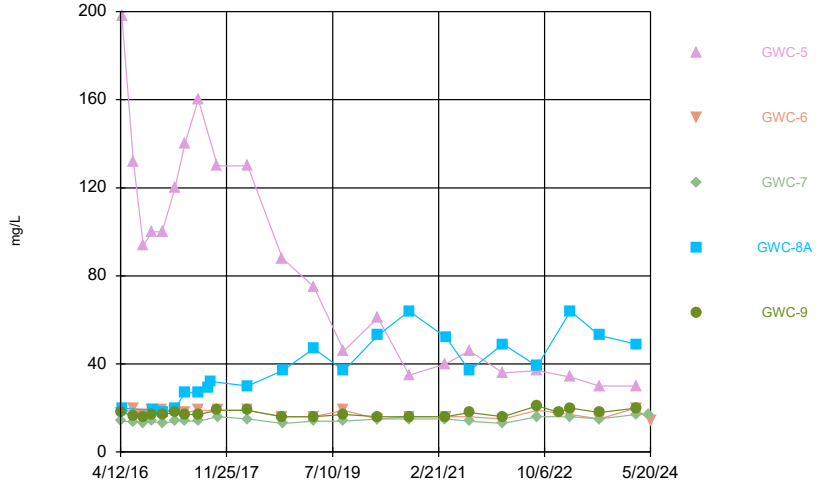

Constituent: Calcium Analysis Run 6/24/2024 1:02 PM

Plant Scherer Client: Southern Company Data: Scherer Cell 1-CCR

Sanitas™ v.10.0.19a Software licensed to . UG

Time Series

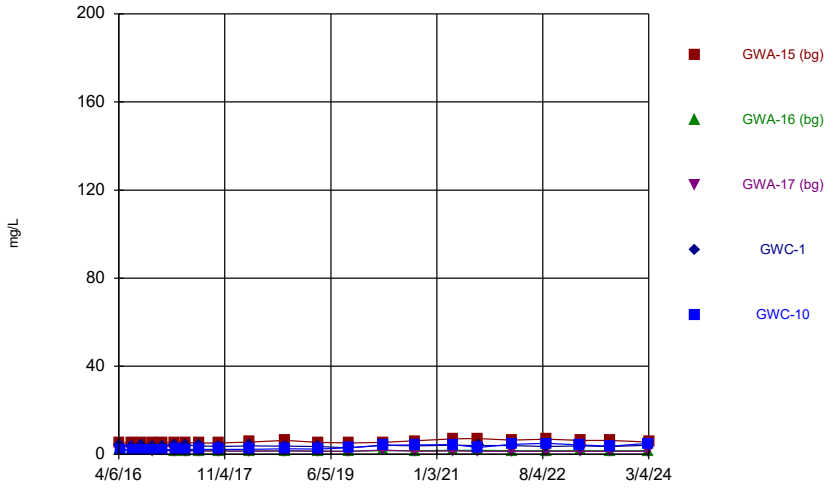

Constituent: Chloride Analysis Run 6/24/2024 1:02 PM

Plant Scherer Client: Southern Company Data: Scherer Cell 1-CCR

Sanitas™ v.10.0.19a Software licensed to . UG

Time Series

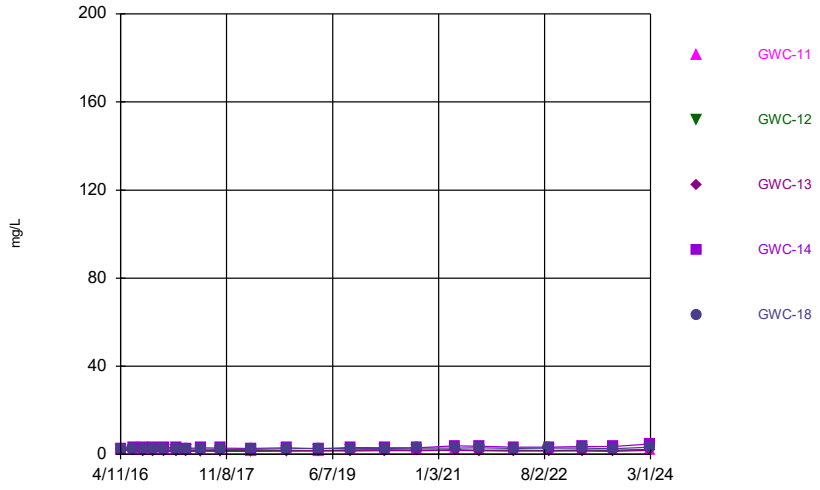

Constituent: Chloride Analysis Run 6/24/2024 1:02 PM

Plant Scherer Client: Southern Company Data: Scherer Cell 1-CCR

Sanitas™ v.10.0.19a Software licensed to . UG
Hollow symbols indicate censored values.

Time Series

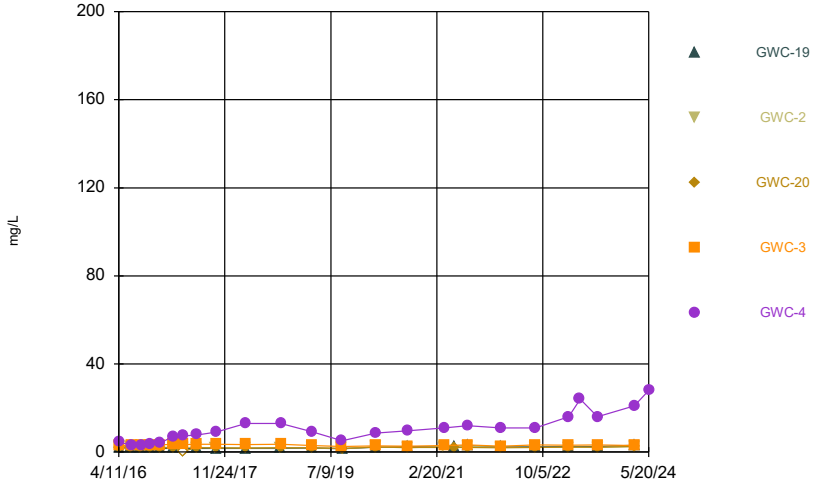

Constituent: Chloride Analysis Run 6/24/2024 1:02 PM

Plant Scherer Client: Southern Company Data: Scherer Cell 1-CCR

Sanitas™ v.10.0.19a Software licensed to . UG

Time Series

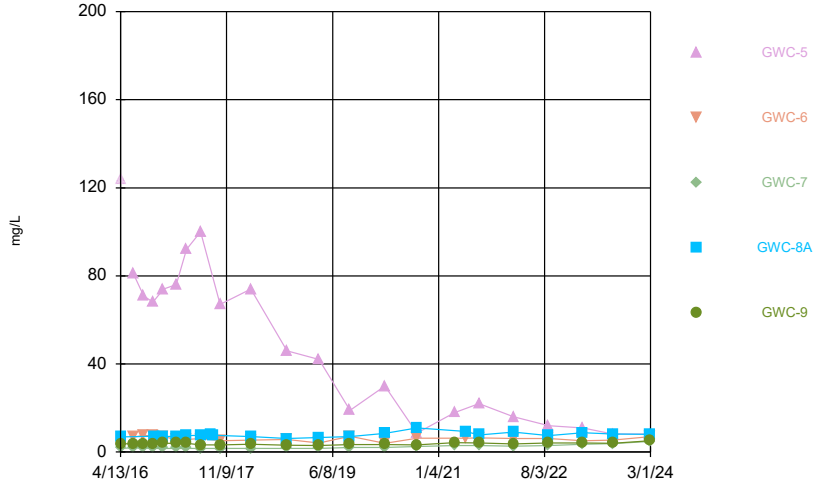

Constituent: Chloride Analysis Run 6/24/2024 1:02 PM

Plant Scherer Client: Southern Company Data: Scherer Cell 1-CCR

Sanitas™ v.10.0.19a Software licensed to . UG
Hollow symbols indicate censored values.

Time Series

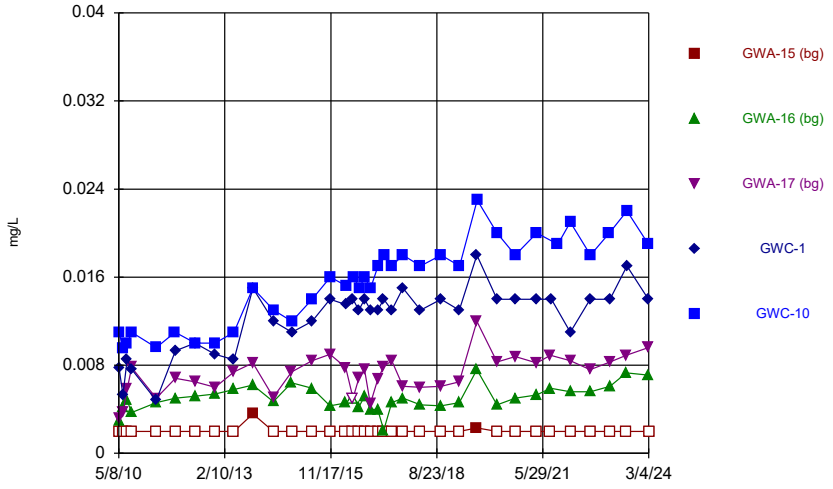

Constituent: Chromium, Total Analysis Run 6/24/2024 1:02 PM
Plant Scherer Client: Southern Company Data: Scherer Cell 1-CCR

Sanitas™ v.10.0.19a Software licensed to . UG
Hollow symbols indicate censored values.

Time Series

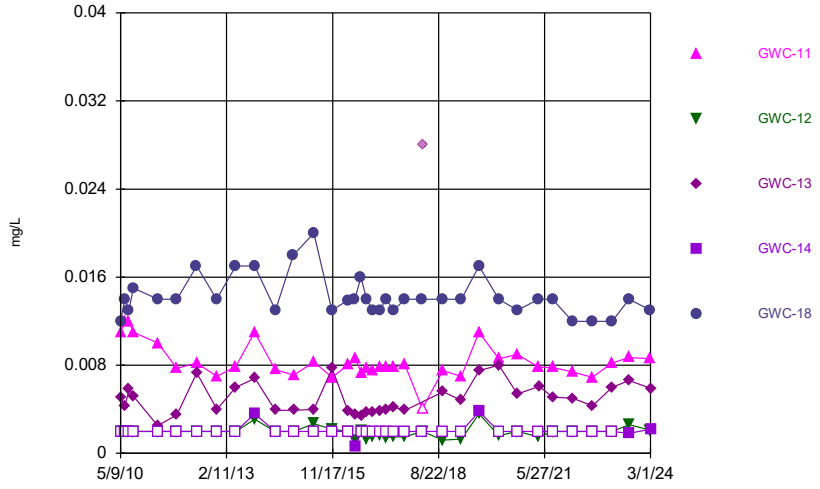

Constituent: Chromium, Total Analysis Run 6/24/2024 1:02 PM
Plant Scherer Client: Southern Company Data: Scherer Cell 1-CCR

Sanitas™ v.10.0.19a Software licensed to . UG
Hollow symbols indicate censored values.

Time Series

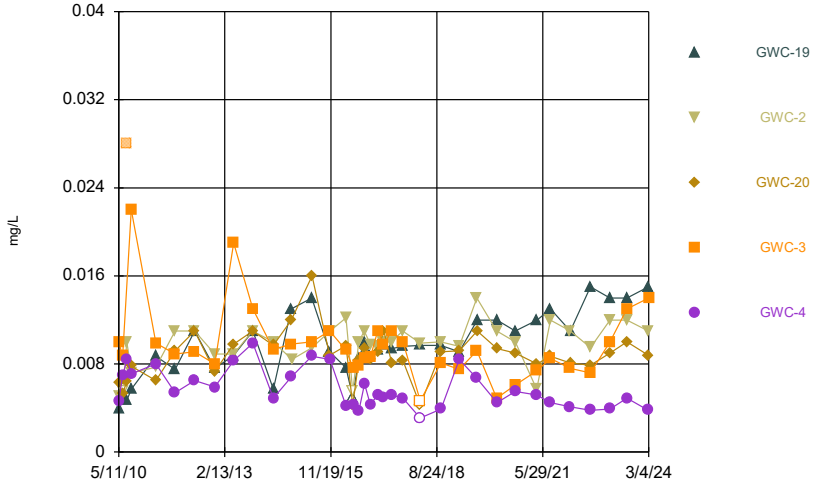

Constituent: Chromium, Total Analysis Run 6/24/2024 1:02 PM
Plant Scherer Client: Southern Company Data: Scherer Cell 1-CCR

Sanitas™ v.10.0.19a Software licensed to . UG
Hollow symbols indicate censored values.

Time Series

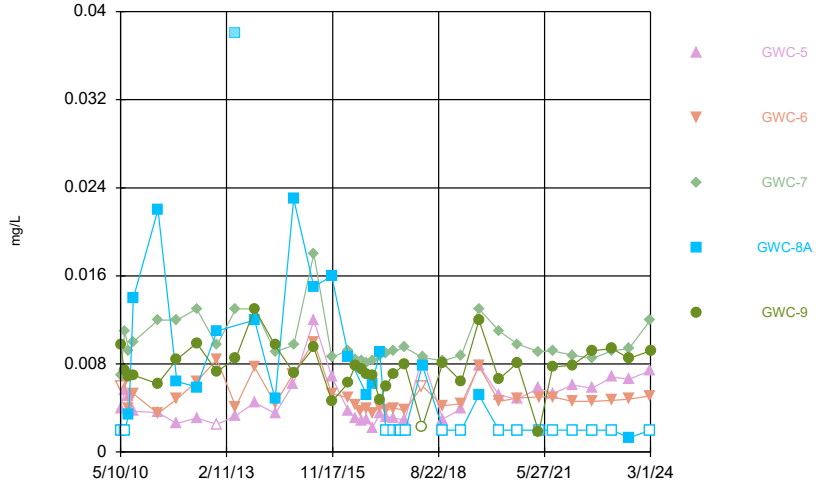

Constituent: Chromium, Total Analysis Run 6/24/2024 1:02 PM
Plant Scherer Client: Southern Company Data: Scherer Cell 1-CCR

Sanitas™ v.10.0.19a Software licensed to . UG
Hollow symbols indicate censored values.

Time Series

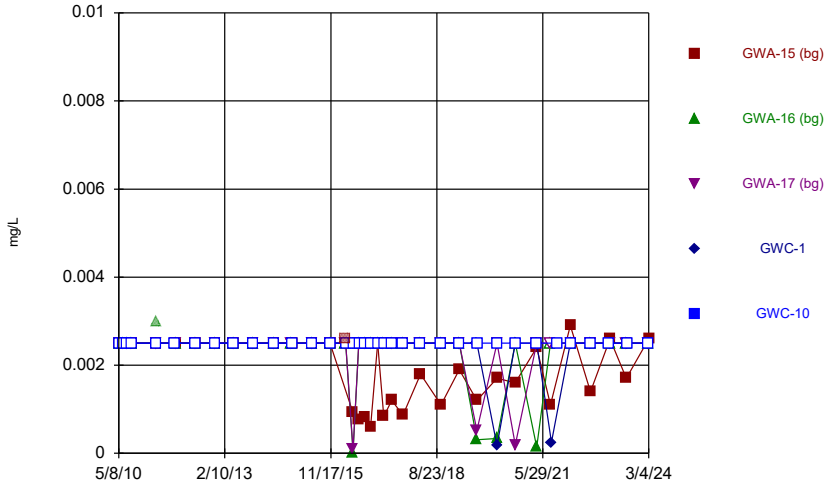

Constituent: Cobalt, Total Analysis Run 6/24/2024 1:02 PM
Plant Scherer Client: Southern Company Data: Scherer Cell 1-CCR

Sanitas™ v.10.0.19a Software licensed to . UG
Hollow symbols indicate censored values.

Time Series

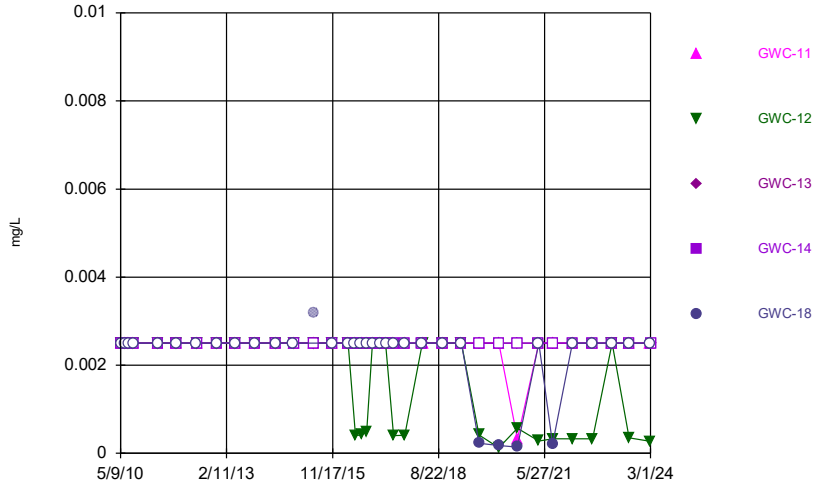

Constituent: Cobalt, Total Analysis Run 6/24/2024 1:02 PM
Plant Scherer Client: Southern Company Data: Scherer Cell 1-CCR

Sanitas™ v.10.0.19a Software licensed to . UG
Hollow symbols indicate censored values.

Time Series

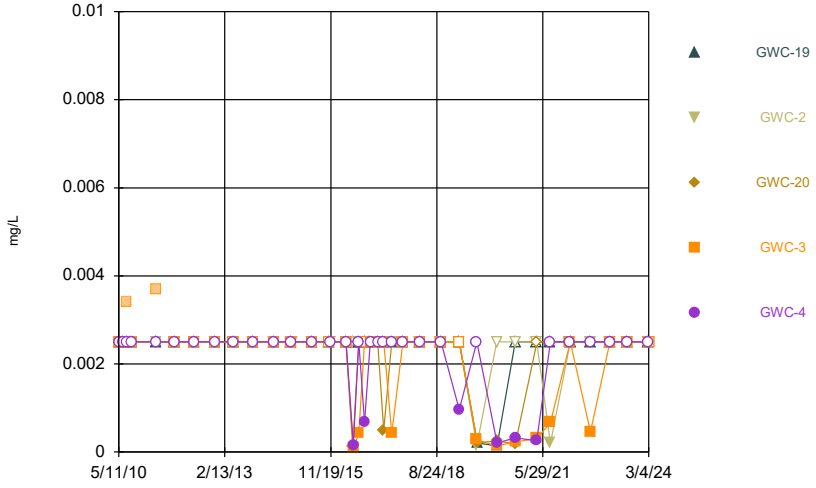

Constituent: Cobalt, Total Analysis Run 6/24/2024 1:02 PM
Plant Scherer Client: Southern Company Data: Scherer Cell 1-CCR

Sanitas™ v.10.0.19a Software licensed to . UG
Hollow symbols indicate censored values.

Time Series

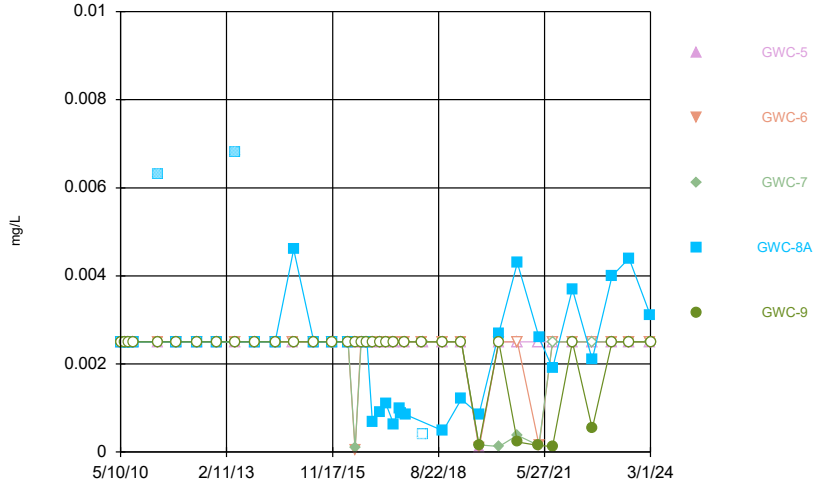

Constituent: Cobalt, Total Analysis Run 6/24/2024 1:02 PM
Plant Scherer Client: Southern Company Data: Scherer Cell 1-CCR

Sanitas™ v.10.0.19a Software licensed to . UG
Hollow symbols indicate censored values.

Time Series

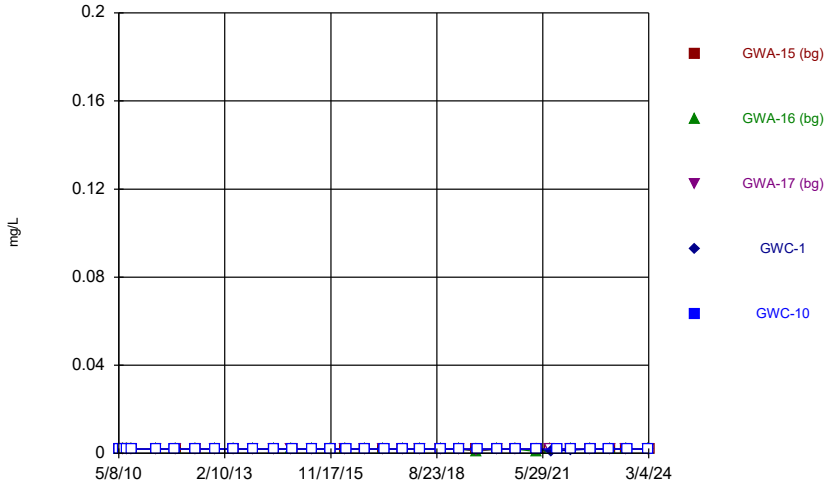

Constituent: Copper Analysis Run 6/24/2024 1:02 PM
Plant Scherer Client: Southern Company Data: Scherer Cell 1-CCR

Sanitas™ v.10.0.19a Software licensed to . UG
Hollow symbols indicate censored values.

Time Series

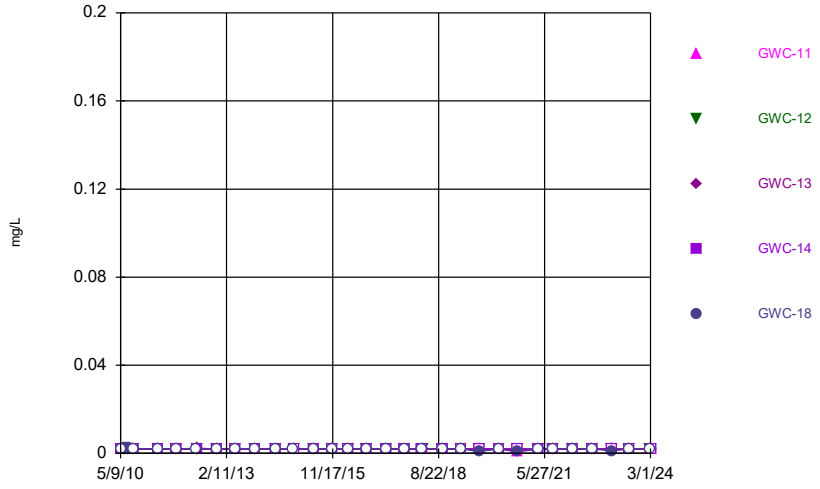

Constituent: Copper Analysis Run 6/24/2024 1:02 PM
Plant Scherer Client: Southern Company Data: Scherer Cell 1-CCR

Sanitas™ v.10.0.19a Software licensed to . UG
Hollow symbols indicate censored values.

Time Series

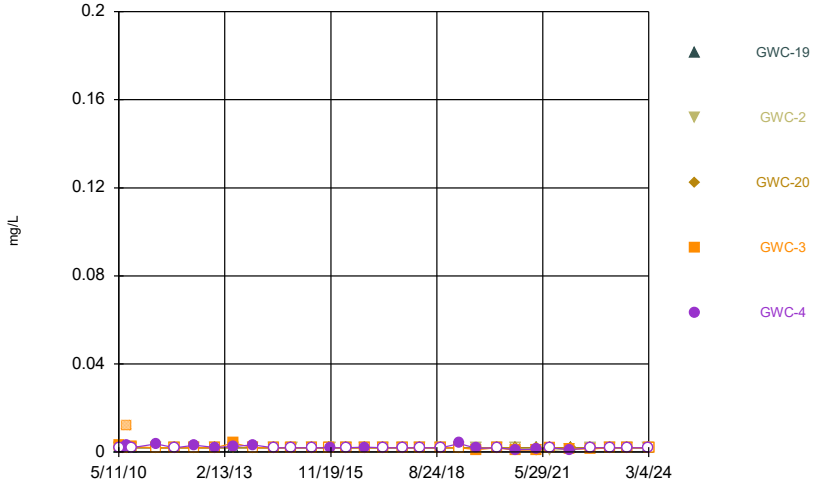

Constituent: Copper Analysis Run 6/24/2024 1:02 PM
Plant Scherer Client: Southern Company Data: Scherer Cell 1-CCR

Sanitas™ v.10.0.19a Software licensed to . UG
Hollow symbols indicate censored values.

Time Series

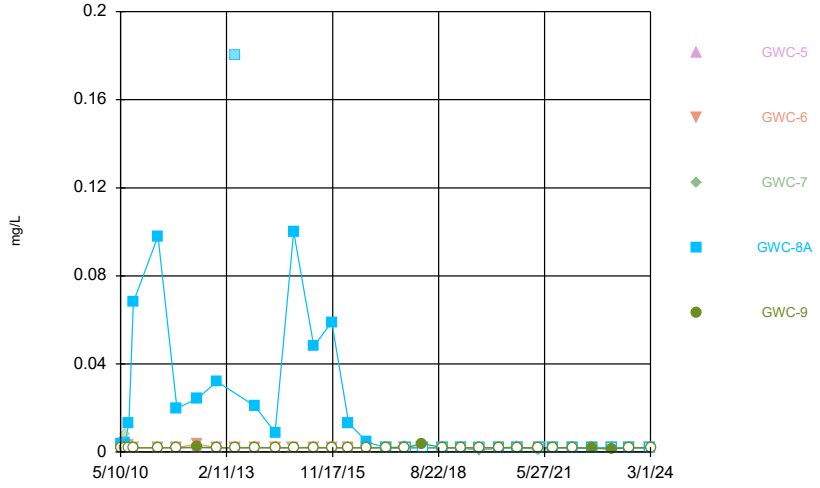

Constituent: Copper Analysis Run 6/24/2024 1:02 PM
Plant Scherer Client: Southern Company Data: Scherer Cell 1-CCR

Sanitas™ v.10.0.19a Software licensed to . UG
Hollow symbols indicate censored values.

Time Series

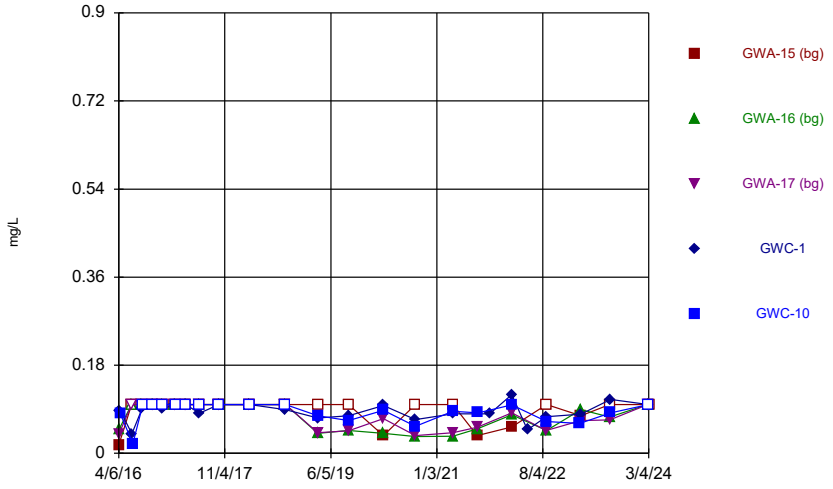

Constituent: Fluoride Analysis Run 6/24/2024 1:02 PM
Plant Scherer Client: Southern Company Data: Scherer Cell 1-CCR

Sanitas™ v.10.0.19a Software licensed to . UG
Hollow symbols indicate censored values.

Time Series

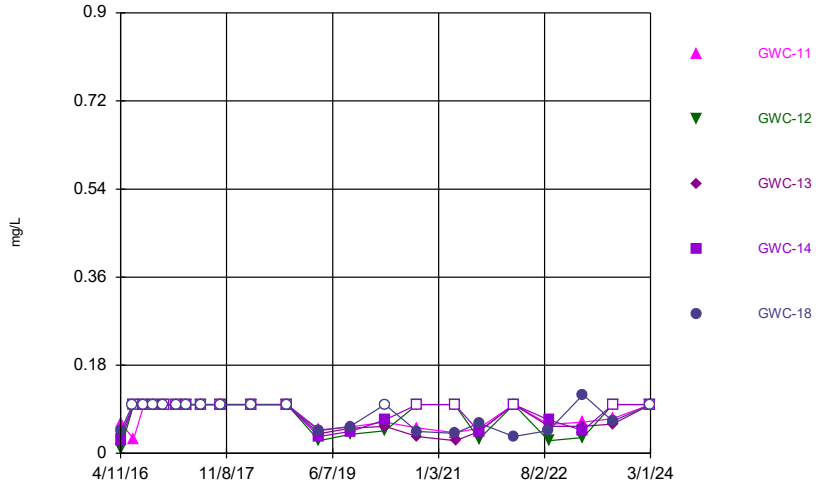

Constituent: Fluoride Analysis Run 6/24/2024 1:02 PM
Plant Scherer Client: Southern Company Data: Scherer Cell 1-CCR

Sanitas™ v.10.0.19a Software licensed to . UG
Hollow symbols indicate censored values.

Time Series

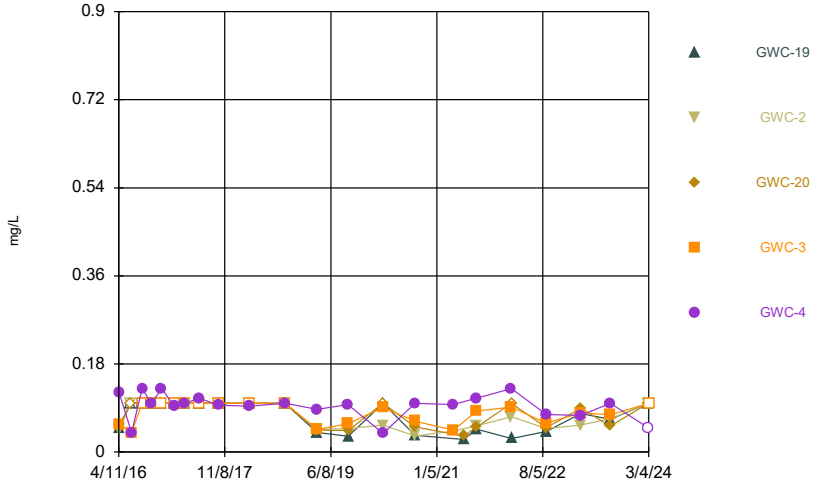

Constituent: Fluoride Analysis Run 6/24/2024 1:02 PM
Plant Scherer Client: Southern Company Data: Scherer Cell 1-CCR

Sanitas™ v.10.0.19a Software licensed to . UG
Hollow symbols indicate censored values.

Time Series

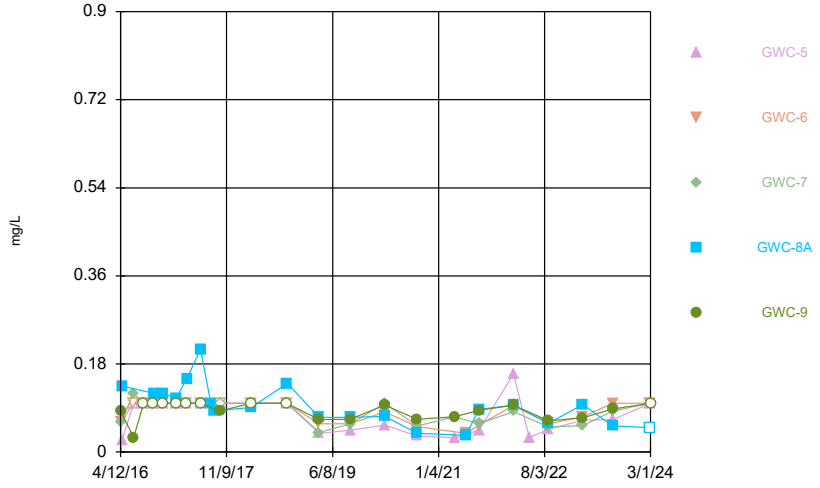

Constituent: Fluoride Analysis Run 6/24/2024 1:02 PM
Plant Scherer Client: Southern Company Data: Scherer Cell 1-CCR

Sanitas™ v.10.0.19a Software licensed to . UG
Hollow symbols indicate censored values.

Time Series

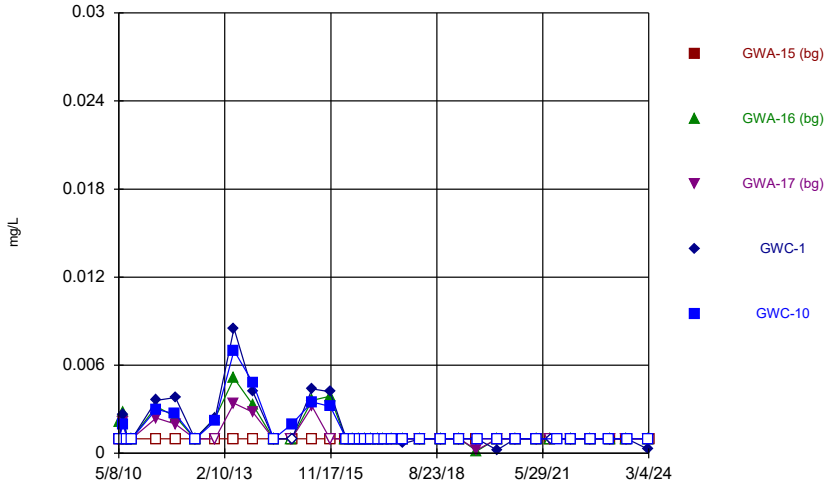

Constituent: Lead, Total Analysis Run 6/24/2024 1:02 PM
Plant Scherer Client: Southern Company Data: Scherer Cell 1-CCR

Sanitas™ v.10.0.19a Software licensed to . UG
Hollow symbols indicate censored values.

Time Series

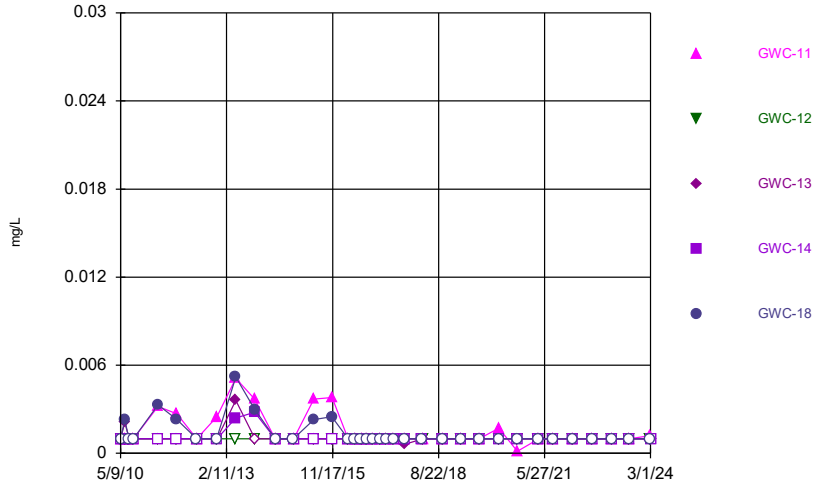

Constituent: Lead, Total Analysis Run 6/24/2024 1:02 PM
Plant Scherer Client: Southern Company Data: Scherer Cell 1-CCR

Sanitas™ v.10.0.19a Software licensed to . UG
Hollow symbols indicate censored values.

Time Series

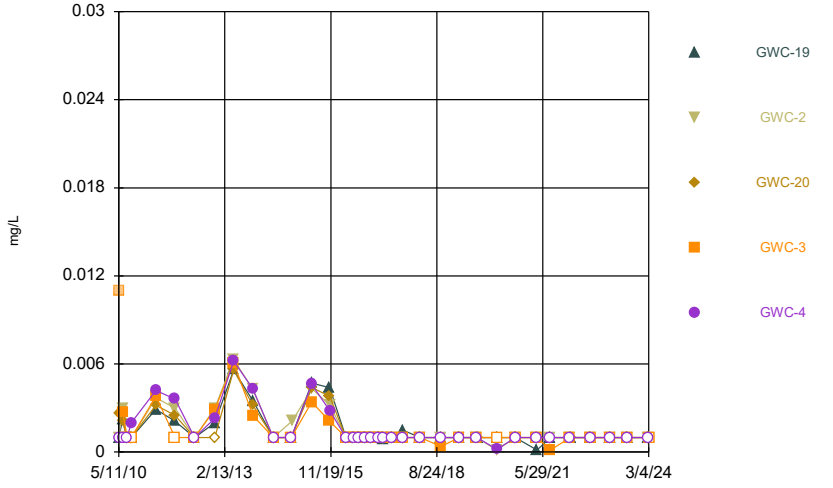

Constituent: Lead, Total Analysis Run 6/24/2024 1:02 PM
Plant Scherer Client: Southern Company Data: Scherer Cell 1-CCR

Sanitas™ v.10.0.19a Software licensed to . UG
Hollow symbols indicate censored values.

Time Series

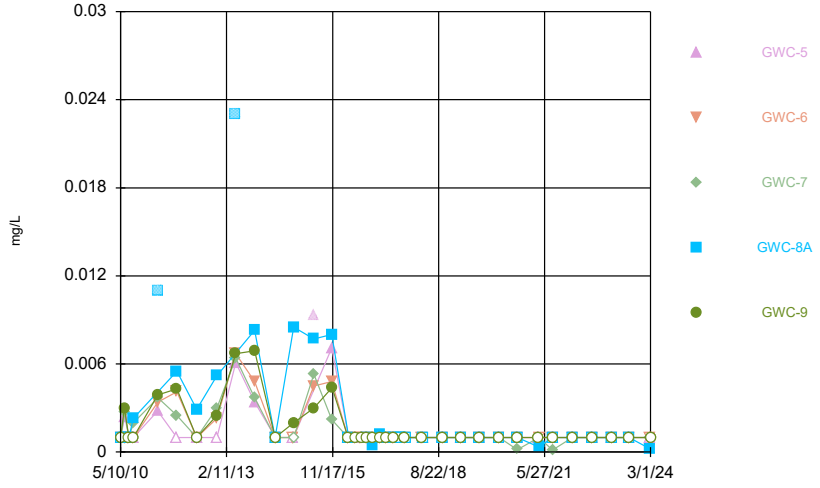

Constituent: Lead, Total Analysis Run 6/24/2024 1:02 PM
Plant Scherer Client: Southern Company Data: Scherer Cell 1-CCR

Sanitas™ v.10.0.19a Software licensed to . UG
Hollow symbols indicate censored values.

Time Series

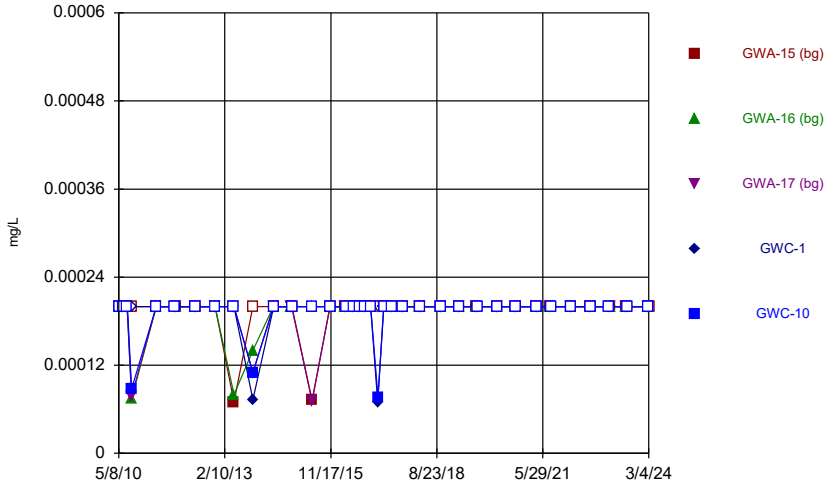

Constituent: Mercury Analysis Run 6/24/2024 1:02 PM
Plant Scherer Client: Southern Company Data: Scherer Cell 1-CCR

Sanitas™ v.10.0.19a Software licensed to . UG
Hollow symbols indicate censored values.

Time Series

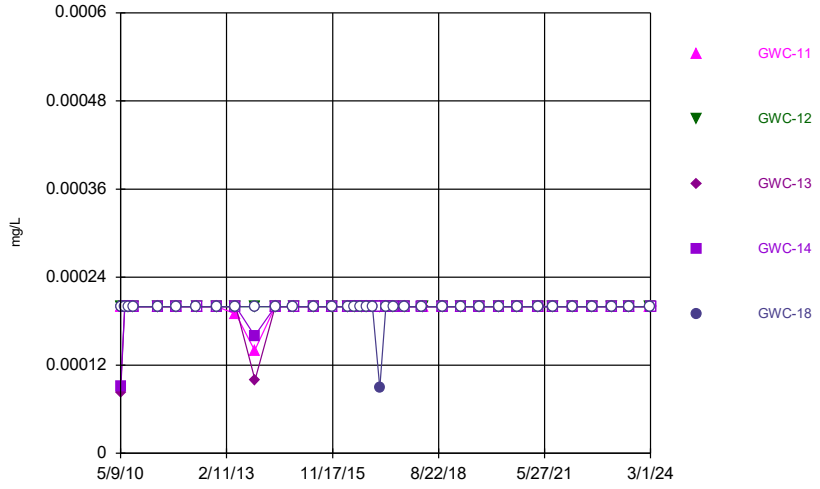

Constituent: Mercury Analysis Run 6/24/2024 1:02 PM
Plant Scherer Client: Southern Company Data: Scherer Cell 1-CCR

Sanitas™ v.10.0.19a Software licensed to . UG
Hollow symbols indicate censored values.

Time Series

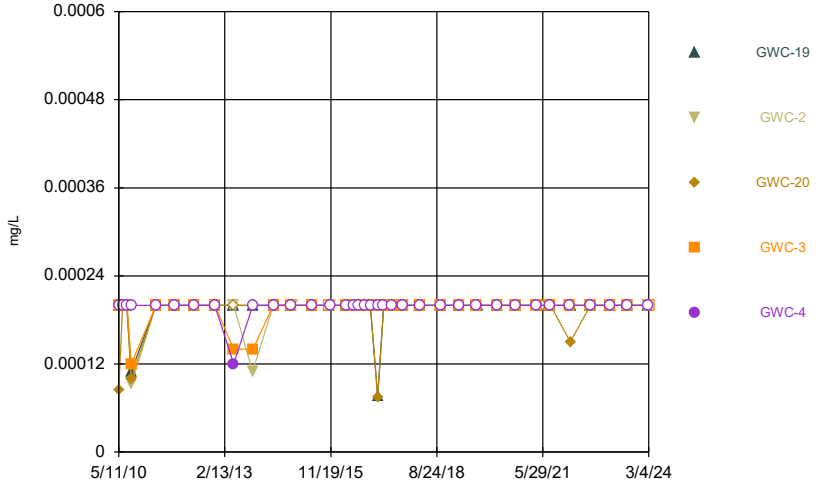

Constituent: Mercury Analysis Run 6/24/2024 1:02 PM
Plant Scherer Client: Southern Company Data: Scherer Cell 1-CCR

Sanitas™ v.10.0.19a Software licensed to . UG
Hollow symbols indicate censored values.

Time Series

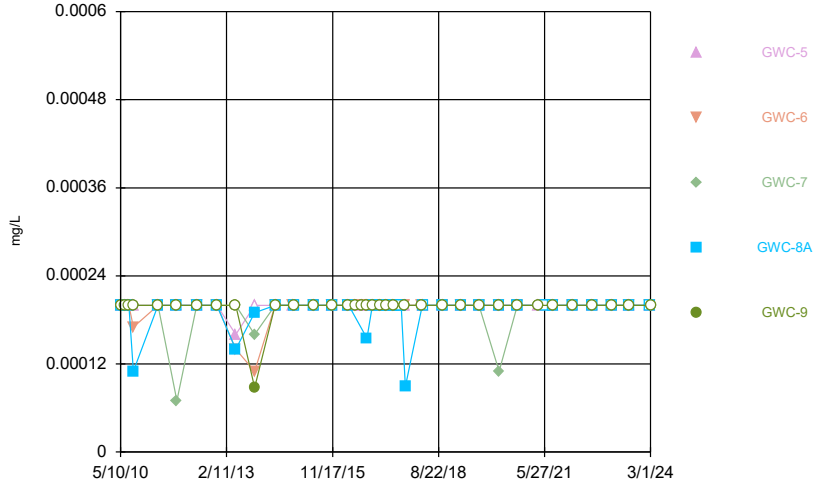

Constituent: Mercury Analysis Run 6/24/2024 1:02 PM
Plant Scherer Client: Southern Company Data: Scherer Cell 1-CCR

Sanitas™ v.10.0.19a Software licensed to . UG
Hollow symbols indicate censored values.

Time Series

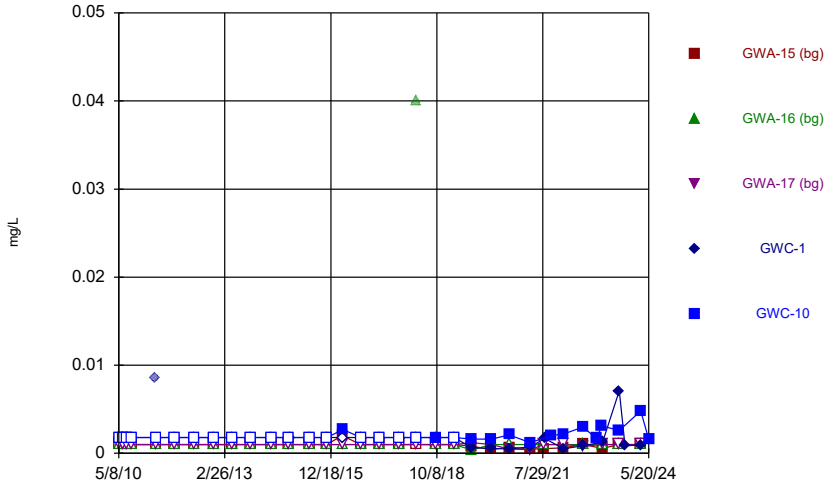

Constituent: Nickel Analysis Run 6/24/2024 1:02 PM
Plant Scherer Client: Southern Company Data: Scherer Cell 1-CCR

Sanitas™ v.10.0.19a Software licensed to . UG
Hollow symbols indicate censored values.

Time Series

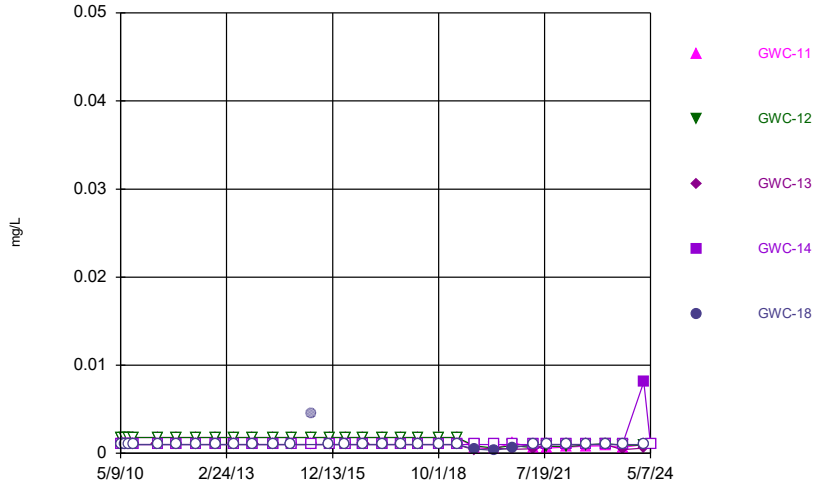

Constituent: Nickel Analysis Run 6/24/2024 1:02 PM
Plant Scherer Client: Southern Company Data: Scherer Cell 1-CCR

Sanitas™ v.10.0.19a Software licensed to . UG
Hollow symbols indicate censored values.

Time Series

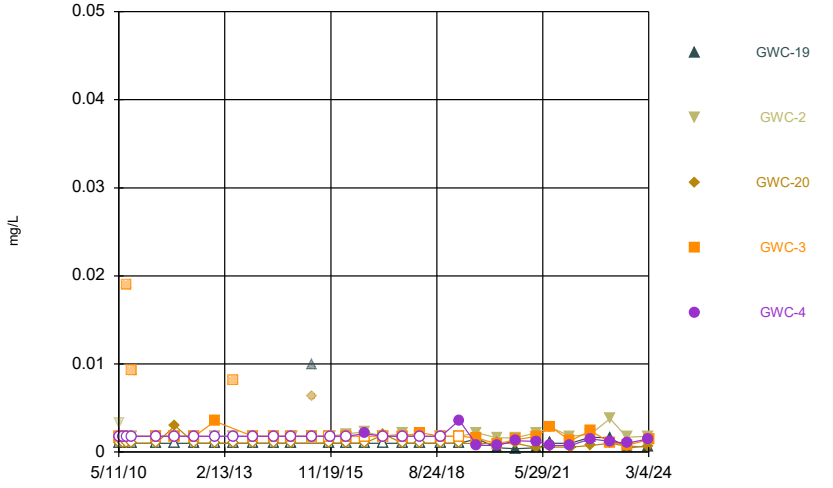

Constituent: Nickel Analysis Run 6/24/2024 1:02 PM
Plant Scherer Client: Southern Company Data: Scherer Cell 1-CCR

Sanitas™ v.10.0.19a Software licensed to . UG
Hollow symbols indicate censored values.

Time Series

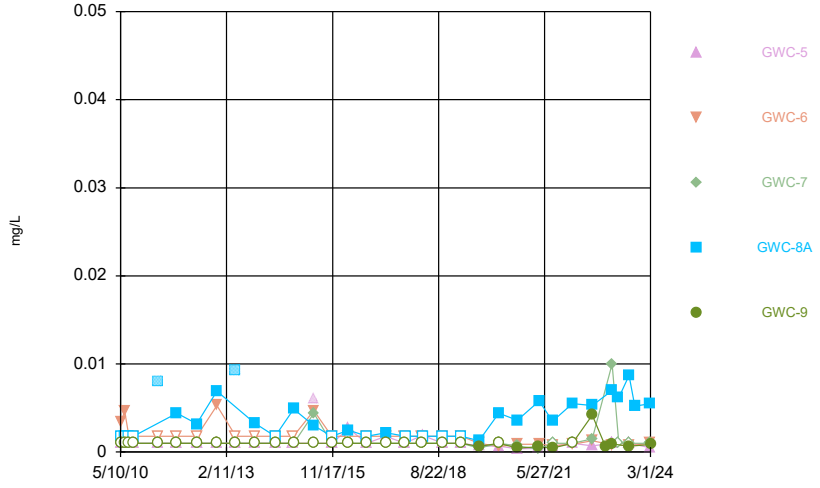

Constituent: Nickel Analysis Run 6/24/2024 1:02 PM
Plant Scherer Client: Southern Company Data: Scherer Cell 1-CCR

Sanitas™ v.10.0.19a Software licensed to . UG

Time Series

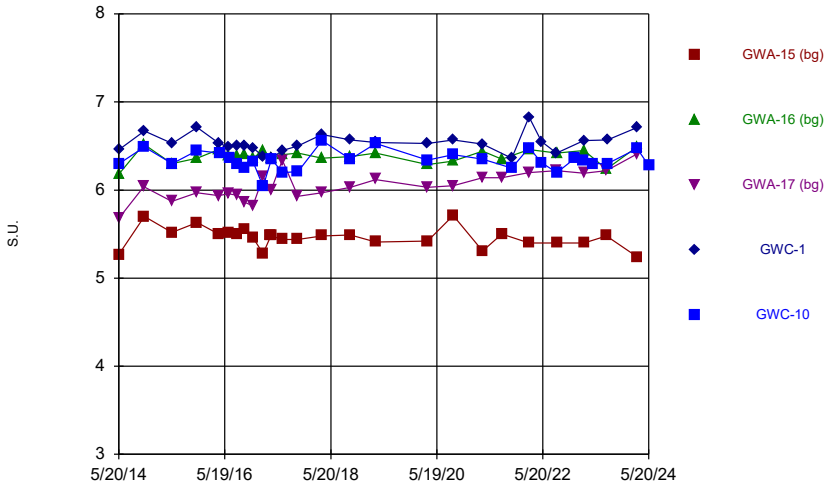

Constituent: pH Analysis Run 6/24/2024 1:02 PM

Plant Scherer Client: Southern Company Data: Scherer Cell 1-CCR

Sanitas™ v.10.0.19a Software licensed to . UG

Time Series

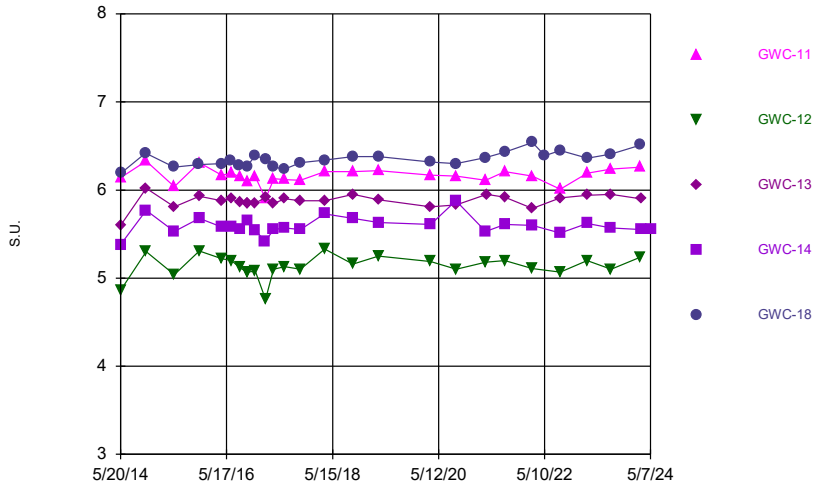

Constituent: pH Analysis Run 6/24/2024 1:02 PM

Plant Scherer Client: Southern Company Data: Scherer Cell 1-CCR

Sanitas™ v.10.0.19a Software licensed to . UG

Time Series

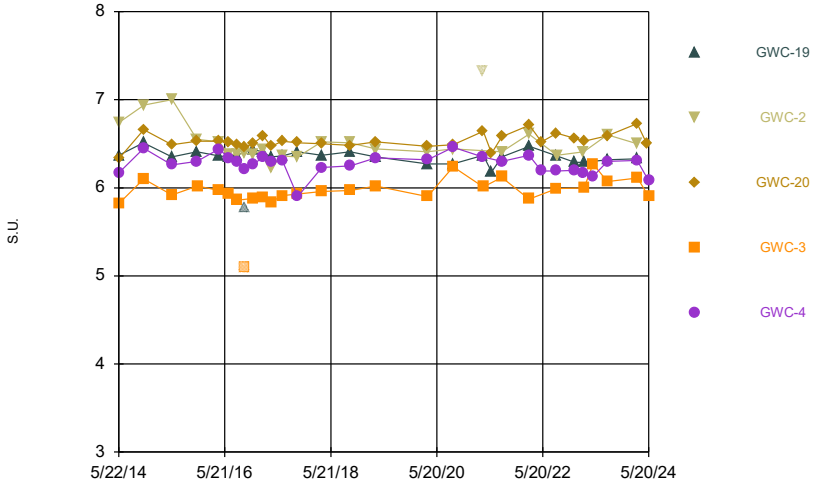

Constituent: pH Analysis Run 6/24/2024 1:02 PM

Plant Scherer Client: Southern Company Data: Scherer Cell 1-CCR

Sanitas™ v.10.0.19a Software licensed to . UG

Time Series

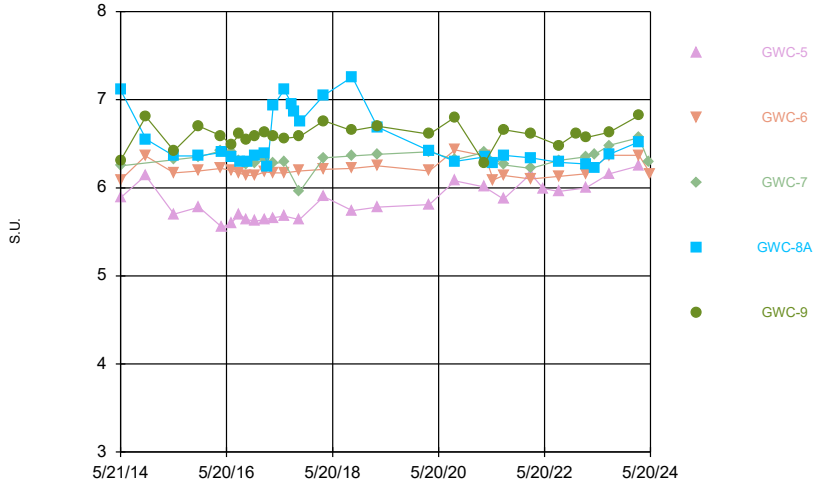

Constituent: pH Analysis Run 6/24/2024 1:02 PM

Plant Scherer Client: Southern Company Data: Scherer Cell 1-CCR

Sanitas™ v.10.0.19a Software licensed to . UG
Hollow symbols indicate censored values.

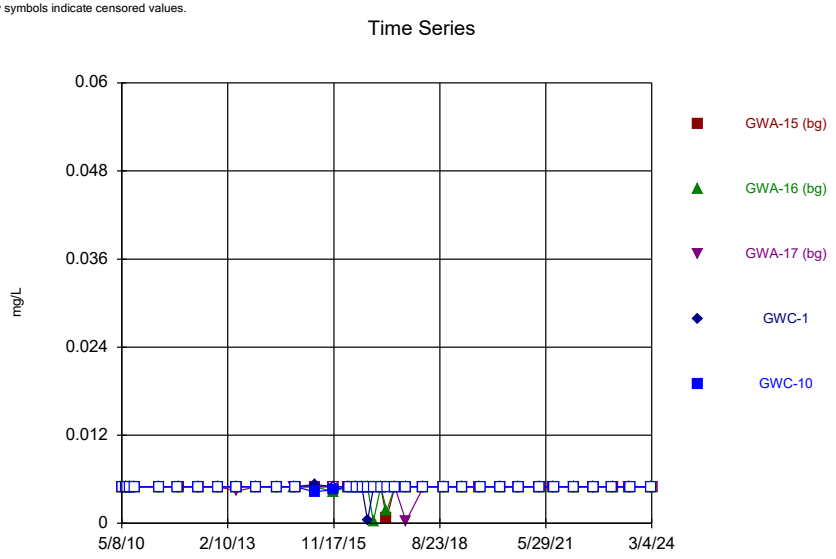

Constituent: Selenium, Total Analysis Run 6/24/2024 1:02 PM
Plant Scherer Client: Southern Company Data: Scherer Cell 1-CCR

Sanitas™ v.10.0.19a Software licensed to . UG
Hollow symbols indicate censored values.

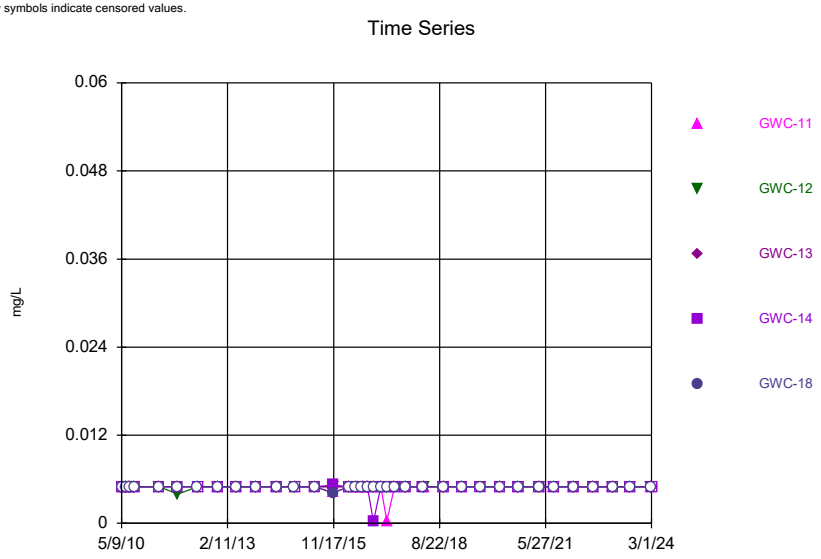

Constituent: Selenium, Total Analysis Run 6/24/2024 1:03 PM
Plant Scherer Client: Southern Company Data: Scherer Cell 1-CCR

Sanitas™ v.10.0.19a Software licensed to . UG
Hollow symbols indicate censored values.

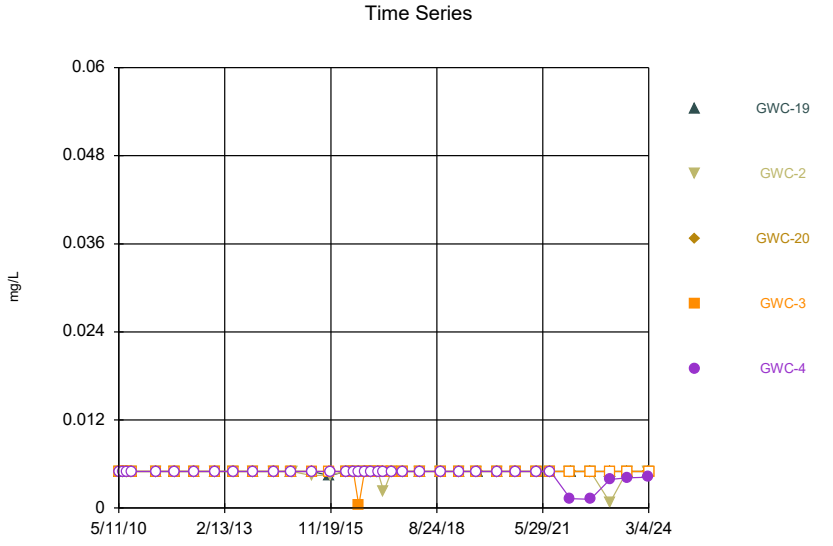

Constituent: Selenium, Total Analysis Run 6/24/2024 1:03 PM
Plant Scherer Client: Southern Company Data: Scherer Cell 1-CCR

Sanitas™ v.10.0.19a Software licensed to . UG
Hollow symbols indicate censored values.

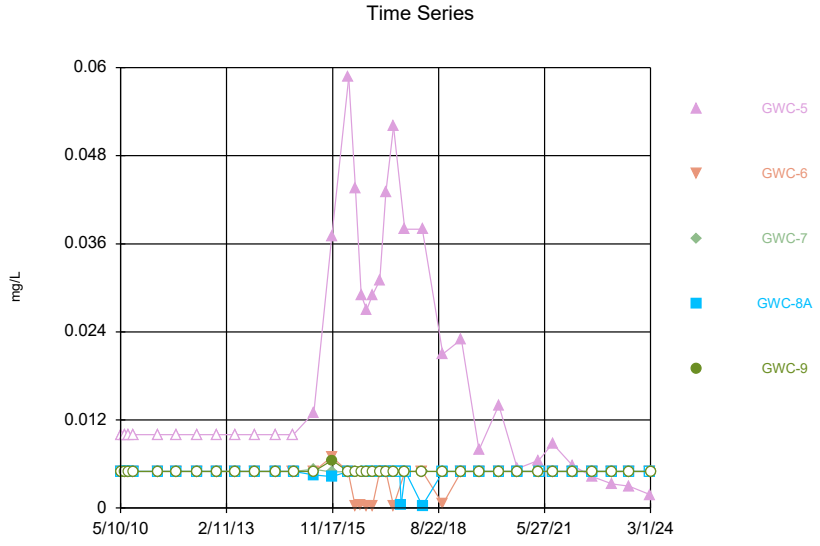

Constituent: Selenium, Total Analysis Run 6/24/2024 1:03 PM
Plant Scherer Client: Southern Company Data: Scherer Cell 1-CCR

Sanitas™ v.10.0.19a Software licensed to . UG
Hollow symbols indicate censored values.

Time Series

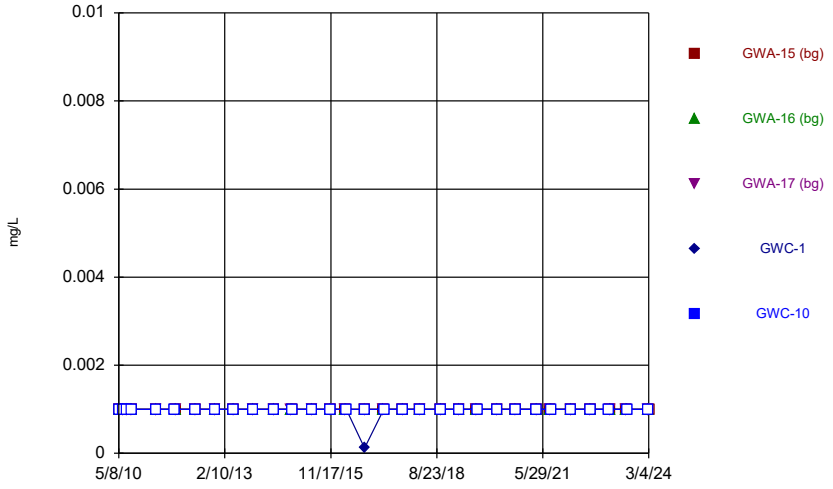

Constituent: Silver Analysis Run 6/24/2024 1:03 PM
Plant Scherer Client: Southern Company Data: Scherer Cell 1-CCR

Sanitas™ v.10.0.19a Software licensed to . UG
Hollow symbols indicate censored values.

Time Series

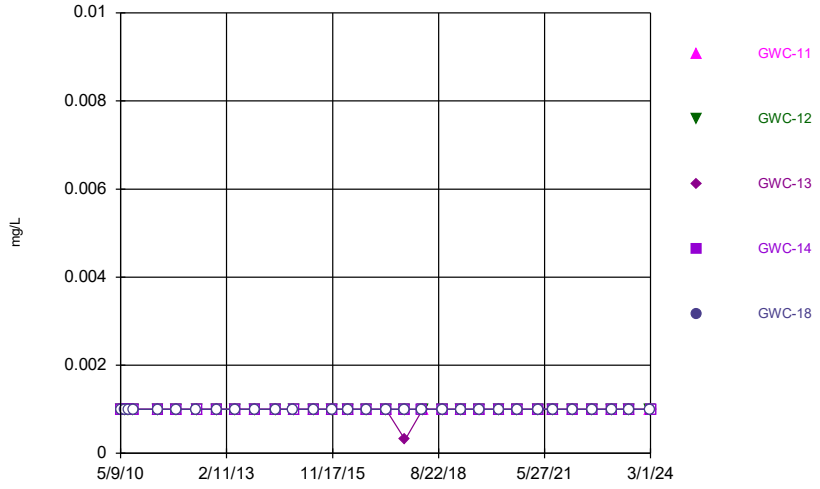

Constituent: Silver Analysis Run 6/24/2024 1:03 PM
Plant Scherer Client: Southern Company Data: Scherer Cell 1-CCR

Sanitas™ v.10.0.19a Software licensed to . UG
Hollow symbols indicate censored values.

Time Series

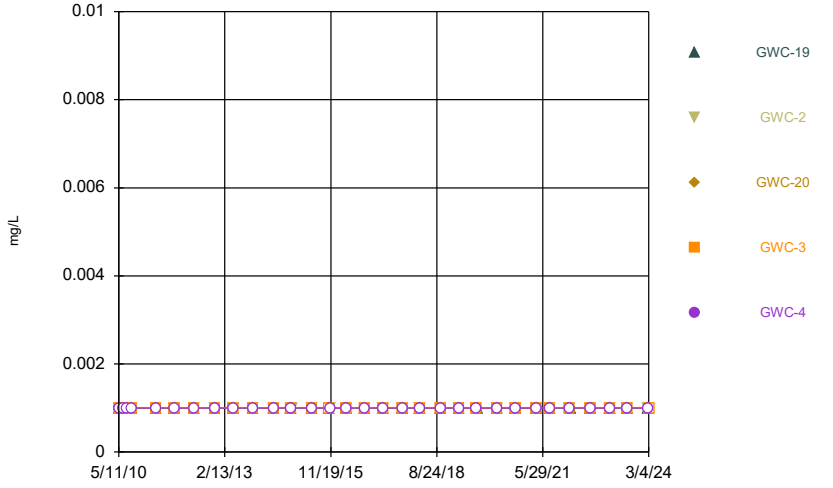

Constituent: Silver Analysis Run 6/24/2024 1:03 PM
Plant Scherer Client: Southern Company Data: Scherer Cell 1-CCR

Sanitas™ v.10.0.19a Software licensed to . UG
Hollow symbols indicate censored values.

Time Series

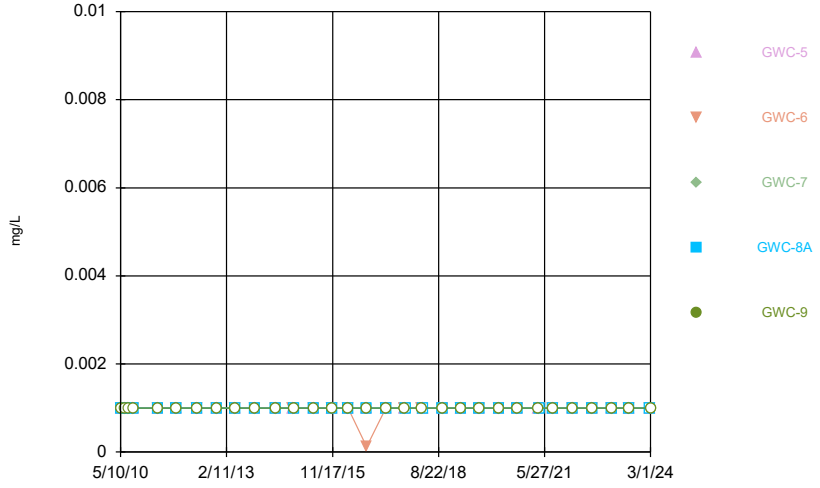

Constituent: Silver Analysis Run 6/24/2024 1:03 PM
Plant Scherer Client: Southern Company Data: Scherer Cell 1-CCR

Sanitas™ v.10.0.19a Software licensed to . UG
Hollow symbols indicate censored values.

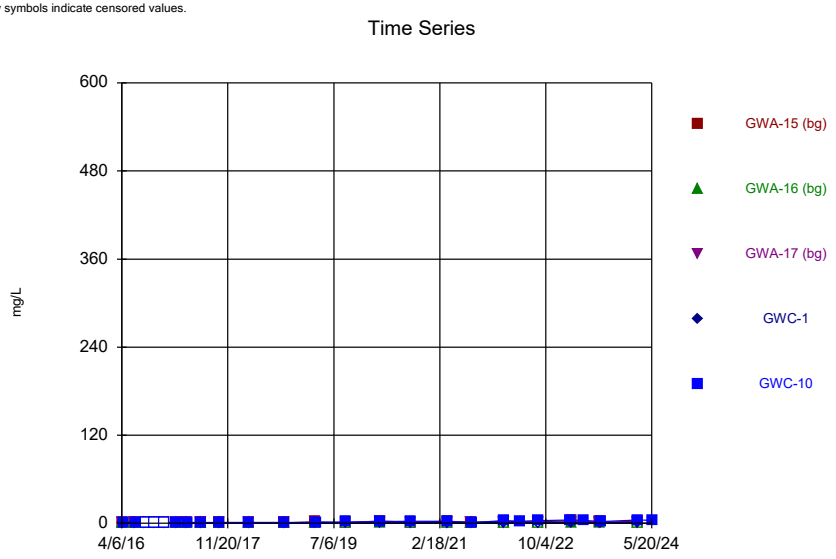

Constituent: Sulfate Analysis Run 6/24/2024 1:03 PM
Plant Scherer Client: Southern Company Data: Scherer Cell 1-CCR

Sanitas™ v.10.0.19a Software licensed to . UG
Hollow symbols indicate censored values.

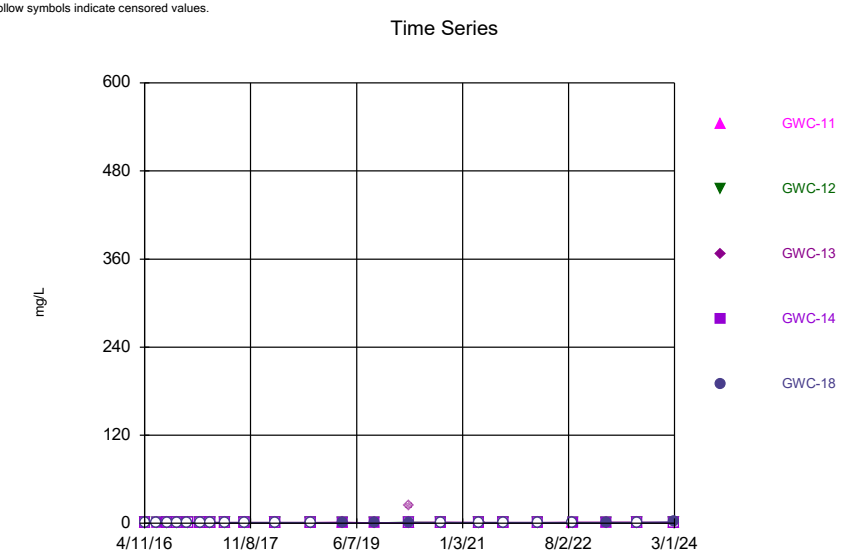

Constituent: Sulfate Analysis Run 6/24/2024 1:03 PM
Plant Scherer Client: Southern Company Data: Scherer Cell 1-CCR

Sanitas™ v.10.0.19a Software licensed to . UG
Hollow symbols indicate censored values.

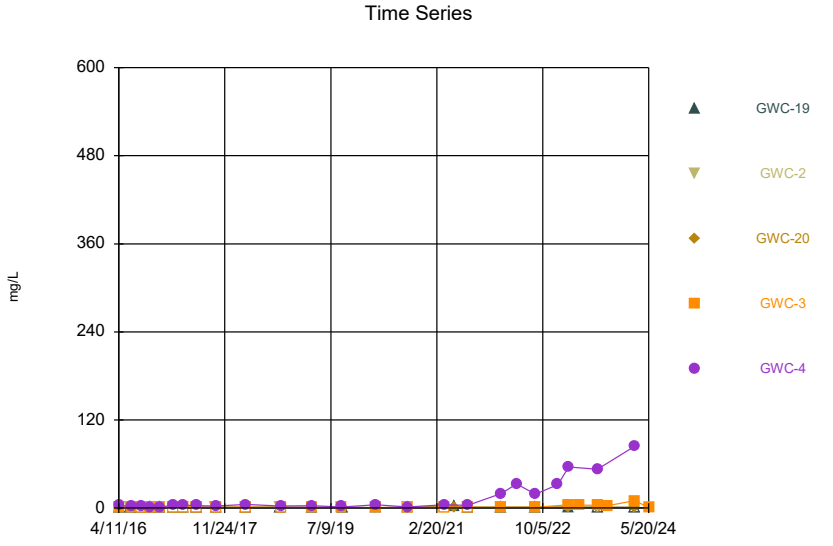

Constituent: Sulfate Analysis Run 6/24/2024 1:03 PM
Plant Scherer Client: Southern Company Data: Scherer Cell 1-CCR

Sanitas™ v.10.0.19a Software licensed to . UG
Hollow symbols indicate censored values.

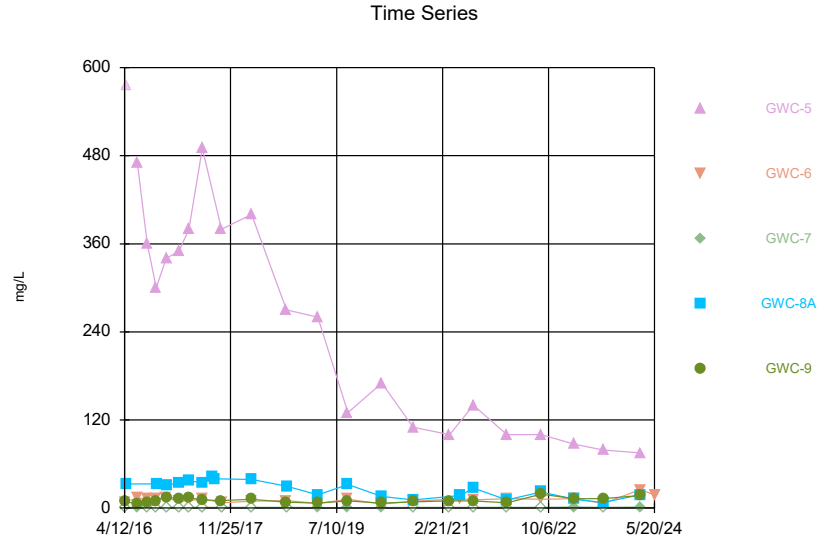

Constituent: Sulfate Analysis Run 6/24/2024 1:03 PM
Plant Scherer Client: Southern Company Data: Scherer Cell 1-CCR

Sanitas™ v.10.0.19a Software licensed to . UG
Hollow symbols indicate censored values.

Time Series

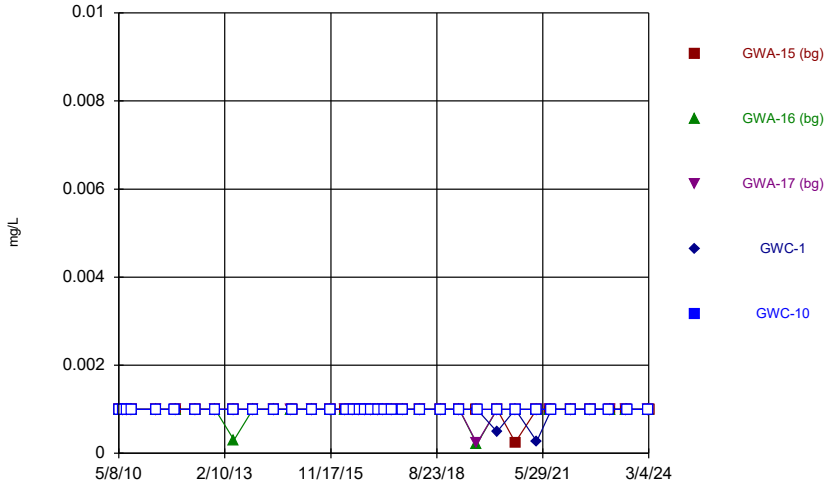

Constituent: Thallium, Total Analysis Run 6/24/2024 1:03 PM
Plant Scherer Client: Southern Company Data: Scherer Cell 1-CCR

Sanitas™ v.10.0.19a Software licensed to . UG
Hollow symbols indicate censored values.

Time Series

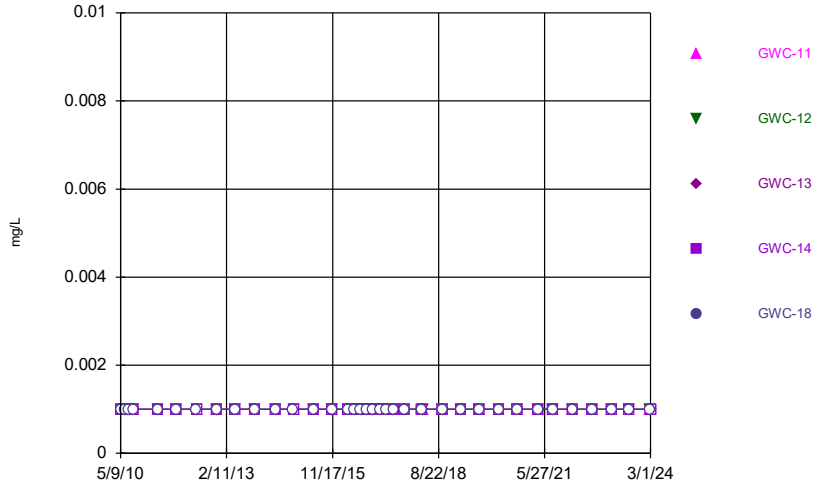

Constituent: Thallium, Total Analysis Run 6/24/2024 1:03 PM
Plant Scherer Client: Southern Company Data: Scherer Cell 1-CCR

Sanitas™ v.10.0.19a Software licensed to . UG
Hollow symbols indicate censored values.

Time Series

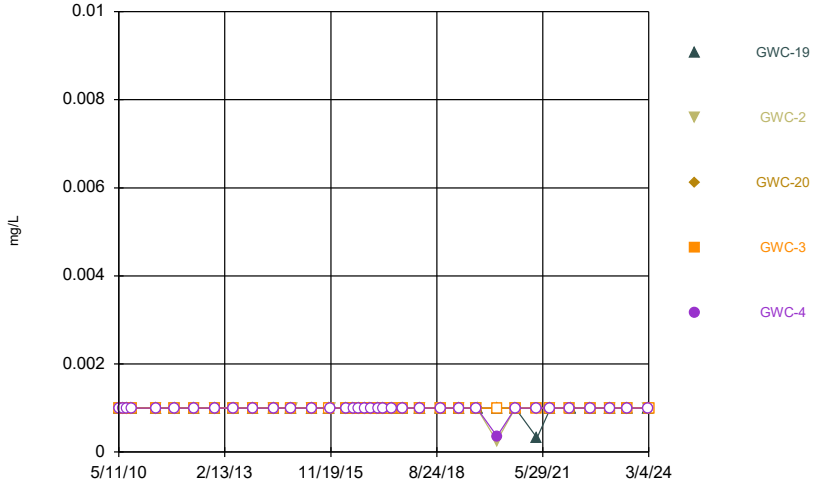

Constituent: Thallium, Total Analysis Run 6/24/2024 1:03 PM
Plant Scherer Client: Southern Company Data: Scherer Cell 1-CCR

Sanitas™ v.10.0.19a Software licensed to . UG
Hollow symbols indicate censored values.

Time Series

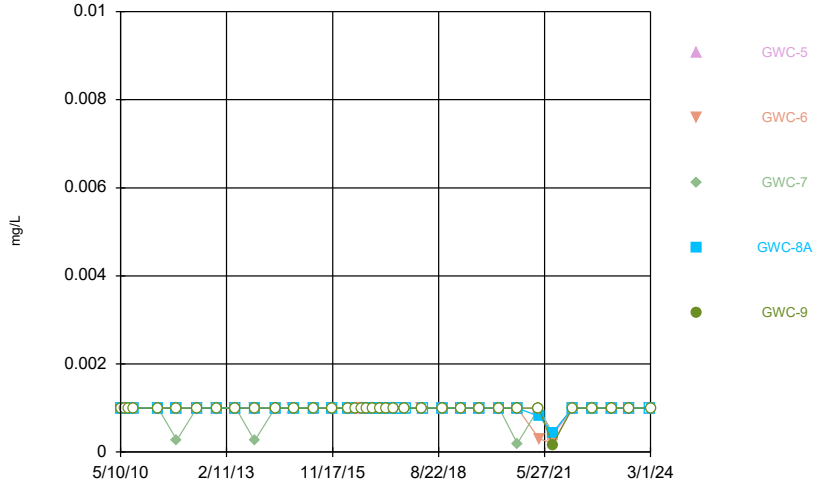

Constituent: Thallium, Total Analysis Run 6/24/2024 1:03 PM
Plant Scherer Client: Southern Company Data: Scherer Cell 1-CCR

Sanitas™ v.10.0.19a Software licensed to . UG
Hollow symbols indicate censored values.

Time Series

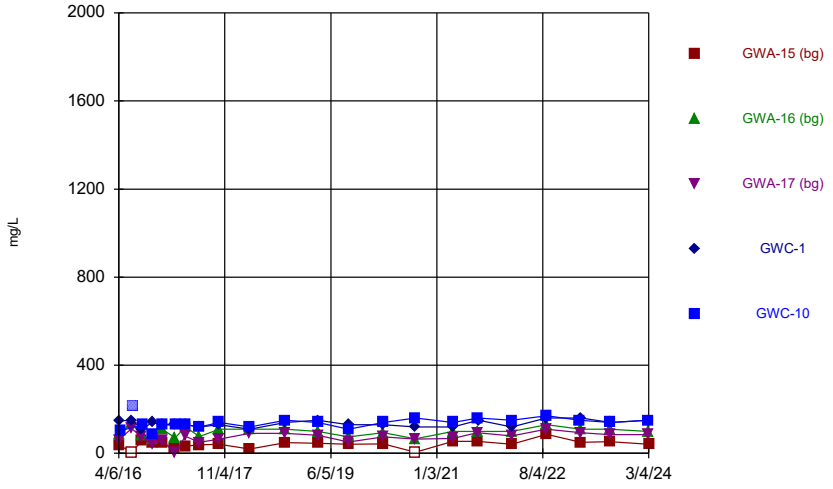

Constituent: Total Dissolved Solids Analysis Run 6/24/2024 1:03 PM
Plant Scherer Client: Southern Company Data: Scherer Cell 1-CCR

Sanitas™ v.10.0.19a Software licensed to . UG
Hollow symbols indicate censored values.

Time Series

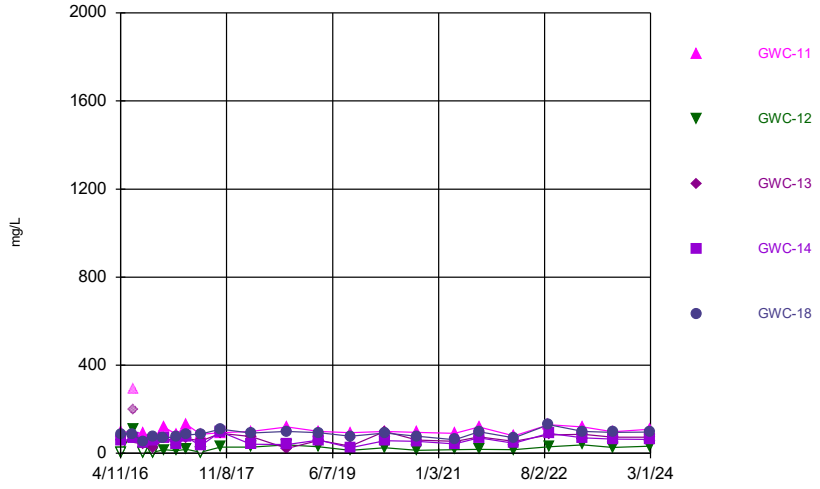

Constituent: Total Dissolved Solids Analysis Run 6/24/2024 1:03 PM
Plant Scherer Client: Southern Company Data: Scherer Cell 1-CCR

Sanitas™ v.10.0.19a Software licensed to . UG

Time Series

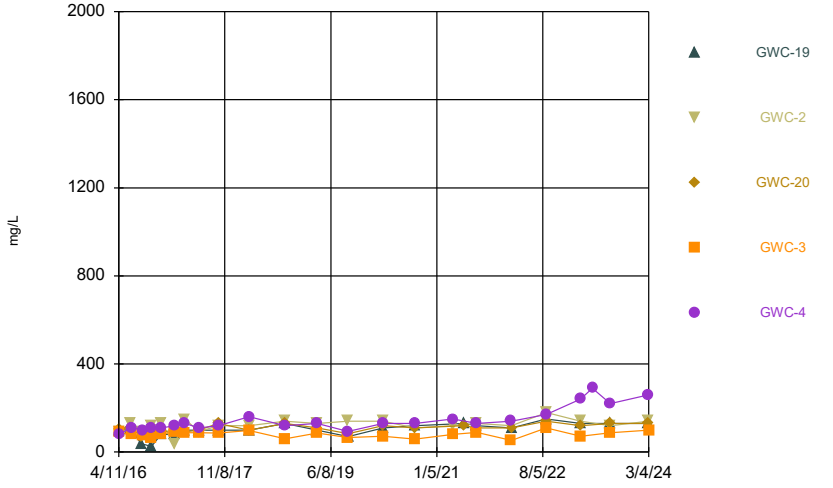

Constituent: Total Dissolved Solids Analysis Run 6/24/2024 1:03 PM
Plant Scherer Client: Southern Company Data: Scherer Cell 1-CCR

Sanitas™ v.10.0.19a Software licensed to . UG

Time Series

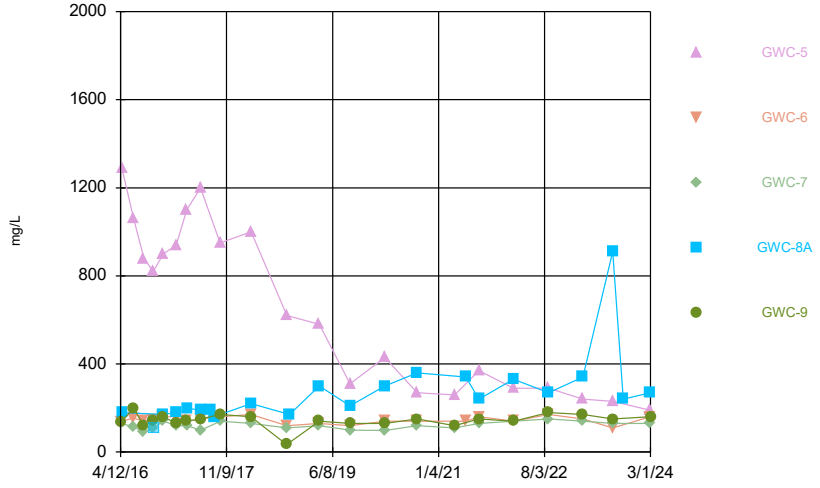

Constituent: Total Dissolved Solids Analysis Run 6/24/2024 1:03 PM
Plant Scherer Client: Southern Company Data: Scherer Cell 1-CCR

Sanitas™ v.10.0.19a Software licensed to . UG
Hollow symbols indicate censored values.

Time Series

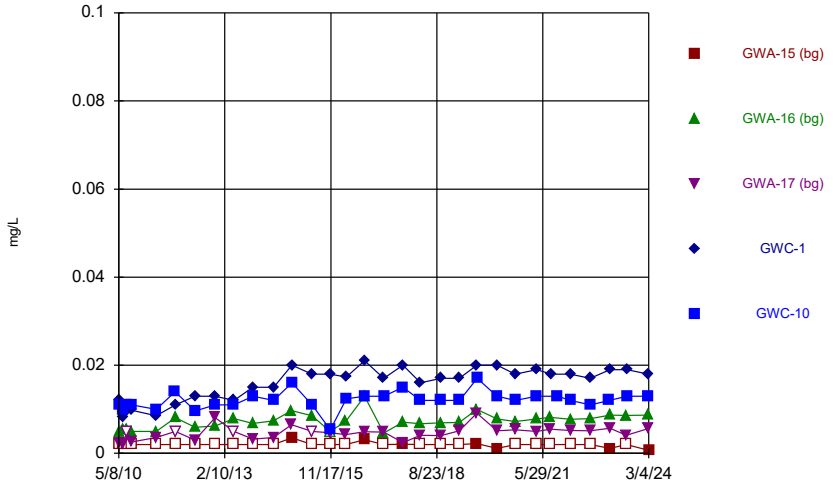

Constituent: Vanadium Analysis Run 6/24/2024 1:03 PM
Plant Scherer Client: Southern Company Data: Scherer Cell 1-CCR

Sanitas™ v.10.0.19a Software licensed to . UG
Hollow symbols indicate censored values.

Time Series

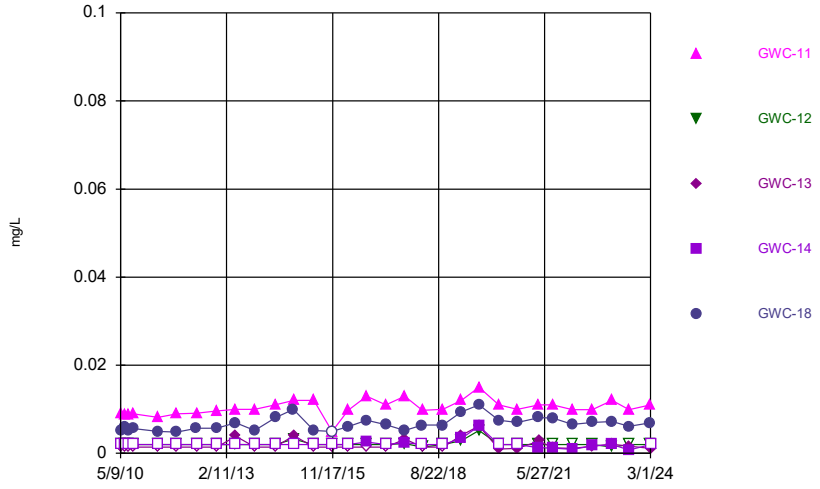

Constituent: Vanadium Analysis Run 6/24/2024 1:03 PM
Plant Scherer Client: Southern Company Data: Scherer Cell 1-CCR

Sanitas™ v.10.0.19a Software licensed to . UG
Hollow symbols indicate censored values.

Time Series

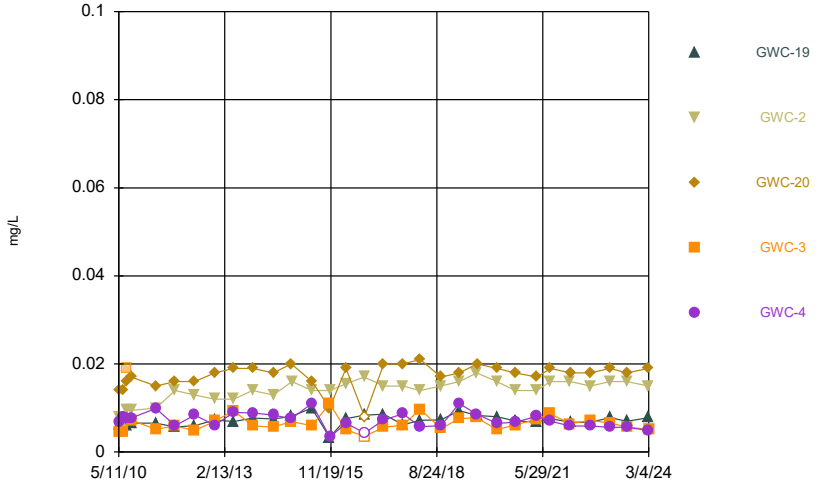

Constituent: Vanadium Analysis Run 6/24/2024 1:03 PM
Plant Scherer Client: Southern Company Data: Scherer Cell 1-CCR

Sanitas™ v.10.0.19a Software licensed to . UG
Hollow symbols indicate censored values.

Time Series

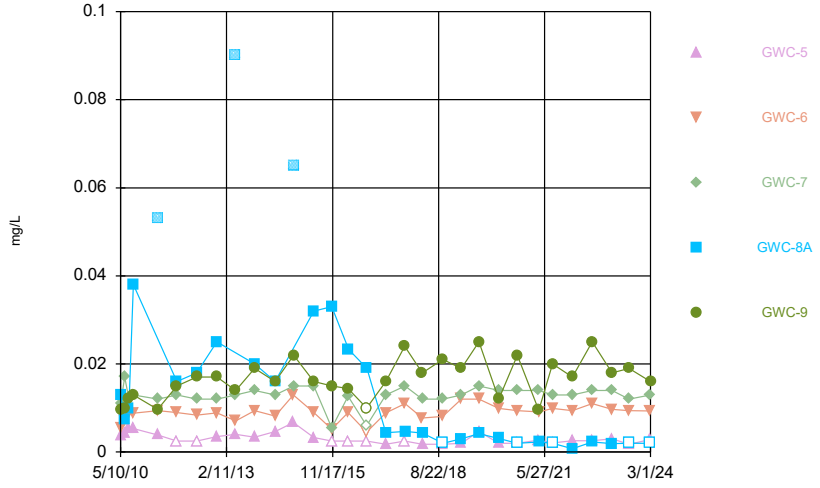

Constituent: Vanadium Analysis Run 6/24/2024 1:03 PM
Plant Scherer Client: Southern Company Data: Scherer Cell 1-CCR

Sanitas™ v.10.0.19a Software licensed to . UG
Hollow symbols indicate censored values.

Time Series

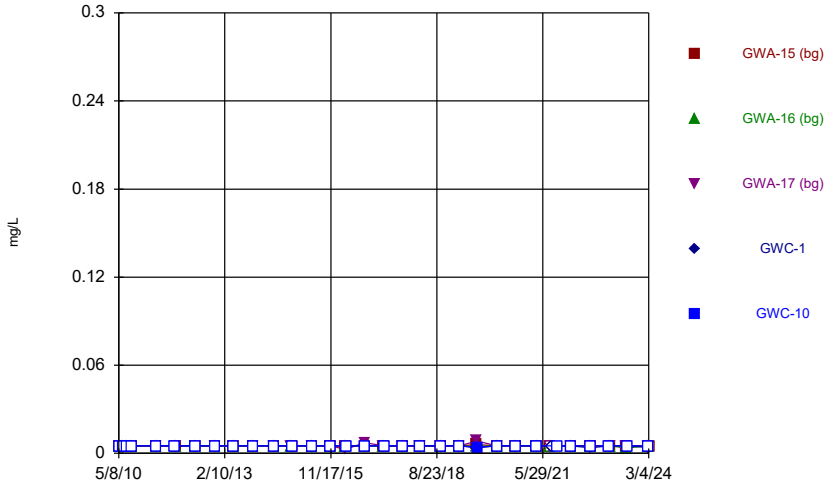

Constituent: Zinc Analysis Run 6/24/2024 1:03 PM
Plant Scherer Client: Southern Company Data: Scherer Cell 1-CCR

Sanitas™ v.10.0.19a Software licensed to . UG
Hollow symbols indicate censored values.

Time Series

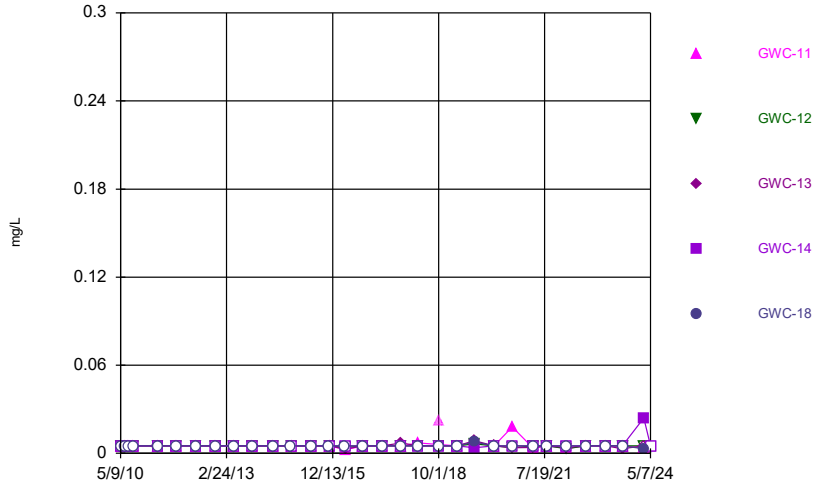

Constituent: Zinc Analysis Run 6/24/2024 1:03 PM
Plant Scherer Client: Southern Company Data: Scherer Cell 1-CCR

Sanitas™ v.10.0.19a Software licensed to . UG
Hollow symbols indicate censored values.

Time Series

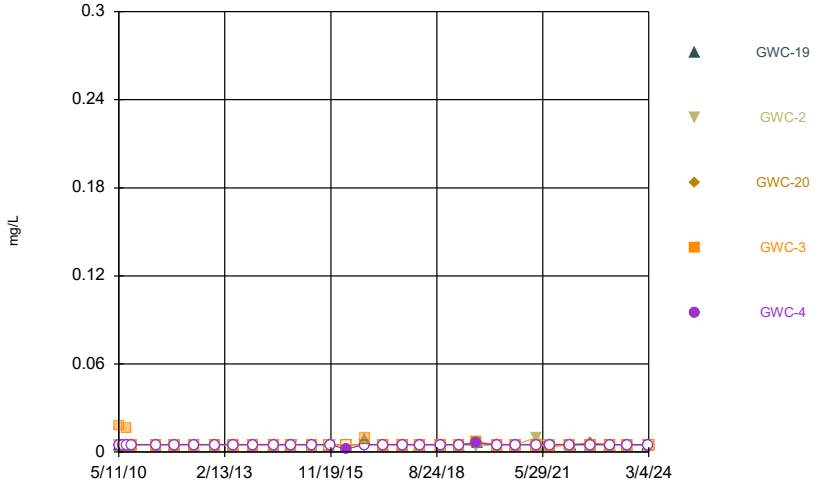

Constituent: Zinc Analysis Run 6/24/2024 1:03 PM
Plant Scherer Client: Southern Company Data: Scherer Cell 1-CCR

Sanitas™ v.10.0.19a Software licensed to . UG
Hollow symbols indicate censored values.

Time Series

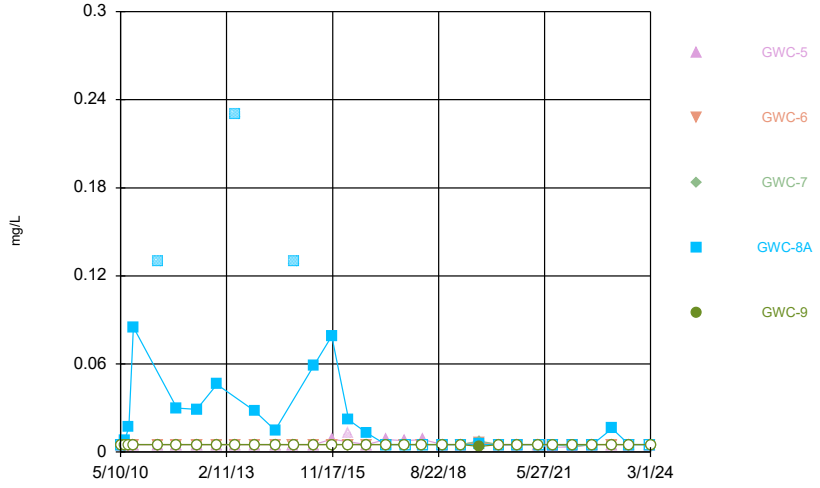

Constituent: Zinc Analysis Run 6/24/2024 1:03 PM
Plant Scherer Client: Southern Company Data: Scherer Cell 1-CCR

Time Series

Constituent: Antimony, Total (mg/L) Analysis Run 6/24/2024 1:09 PM

Plant Scherer Client: Southern Company Data: Scherer Cell 1-CCR

	GWA-15 (bg)	GWA-16 (bg)	GWA-17 (bg)	GWC-1	GWC-10
5/8/2010			<0.002		
5/9/2010	<0.002	<0.002			
5/10/2010					<0.002
5/11/2010				<0.002	
6/16/2010		<0.002	<0.002		<0.002
6/17/2010				<0.002	
6/18/2010	<0.002				
7/26/2010			<0.002		
7/27/2010		<0.002		<0.002	
7/28/2010	<0.002				<0.002
9/7/2010		<0.002	<0.002		
9/8/2010					<0.002
9/9/2010	<0.002			<0.002	
4/28/2011				<0.002	
4/29/2011		<0.002	<0.002		<0.002
4/30/2011	<0.002				
10/27/2011					<0.002
10/28/2011	<0.002	<0.002	<0.002		
10/29/2011				<0.002	
5/2/2012	<0.002	<0.002	<0.002		
5/3/2012				<0.002	
5/4/2012					<0.002
11/9/2012	<0.002	<0.002	<0.002	<0.002	
11/11/2012					<0.002
5/8/2013	<0.002	<0.002	<0.002		
5/9/2013				<0.002	<0.002
11/5/2013	<0.002			<0.002	<0.002
11/6/2013		<0.002	<0.002		
5/20/2014	<0.002	<0.002	<0.002		
5/21/2014					<0.002
5/23/2014				<0.002	
11/8/2014		<0.002	<0.002		
11/12/2014	<0.002				<0.002
11/13/2014				<0.002	
5/22/2015	<0.002	<0.002	<0.002		
5/23/2015				<0.002	<0.002
11/9/2015		<0.002	<0.002		
11/11/2015	<0.002			<0.002	
11/12/2015					<0.002
4/6/2016	<0.002	<0.002	<0.002		
4/12/2016				<0.002	
4/13/2016					<0.002 (D)
6/15/2016	<0.002	<0.002	<0.002		
6/16/2016				<0.002	
6/21/2016					<0.002
8/10/2016	<0.002	<0.002	<0.002		
8/11/2016				<0.002	
8/15/2016					<0.002
10/4/2016	<0.002	<0.002		<0.002	
10/5/2016			<0.002		<0.002
11/29/2016		<0.002	<0.002		
11/30/2016	<0.002			<0.002	

ND substitution: RL or RL/2 if <15% NDs.

Time Series

Constituent: Antimony, Total (mg/L) Analysis Run 6/24/2024 1:09 PM

Plant Scherer Client: Southern Company Data: Scherer Cell 1-CCR

	GWA-15 (bg)	GWA-16 (bg)	GWA-17 (bg)	GWC-1	GWC-10
12/1/2016					<0.002
2/7/2017	<0.002	0.001 (J)	<0.002	<0.002	
2/8/2017					<0.002
4/4/2017	<0.002	<0.002	<0.002		
4/5/2017				<0.002	
4/6/2017					<0.002
6/20/2017	<0.002	<0.002	<0.002	<0.002	
6/21/2017					<0.002
10/4/2017	<0.002			<0.002	
10/5/2017		<0.002	<0.002		<0.002
3/20/2018	<0.002 (D)	<0.002	<0.002	<0.002	
3/21/2018					<0.002
10/2/2018	<0.002	<0.002	<0.002	<0.002	<0.002
3/26/2019	<0.002	<0.002	<0.002	<0.002	
3/27/2019					<0.002
9/10/2019	<0.002	<0.002	<0.002	<0.002	
9/11/2019					<0.002
3/18/2020	<0.002	<0.002	<0.002	<0.002	<0.002
9/9/2020	<0.002	<0.002	<0.002	<0.002	<0.002
4/1/2021	<0.002	<0.002	<0.002	<0.002	<0.002
8/11/2021	<0.002	<0.002	<0.002		
8/17/2021					<0.002
8/18/2021				<0.002	
2/15/2022	<0.002	<0.002	<0.002	<0.002	<0.002
8/24/2022			<0.002	<0.002	
8/25/2022	<0.002	<0.002			<0.002
2/21/2023					<0.002
2/27/2023				<0.002	
2/28/2023	<0.002	<0.002	<0.002		
8/3/2023	<0.002	<0.002	<0.002		
8/9/2023				<0.002	<0.002
2/28/2024		<0.002	<0.002		
3/1/2024				<0.002	<0.002
3/4/2024	<0.002				

ND substitution: RL or RL/2 if <15% NDs.

Time Series

Constituent: Antimony, Total (mg/L) Analysis Run 6/24/2024 1:09 PM

Plant Scherer Client: Southern Company Data: Scherer Cell 1-CCR

	GWC-11	GWC-12	GWC-13	GWC-14	GWC-18
5/9/2010		<0.002	<0.002	<0.002	
5/10/2010	<0.002				<0.002
6/16/2010	<0.002				<0.002
6/18/2010		<0.002	<0.002	<0.002	
7/26/2010					<0.002
7/27/2010	<0.002	<0.002			
7/28/2010				<0.002	
7/29/2010			<0.002		
9/7/2010					<0.002
9/8/2010	<0.002	<0.002			
9/9/2010			<0.002	<0.002	
4/26/2011			<0.002		
4/29/2011	<0.002	<0.002			<0.002
4/30/2011				<0.002	
10/27/2011	<0.002				
10/28/2011		<0.002	<0.002	<0.002	<0.002
5/2/2012					<0.002
5/3/2012		<0.002		<0.002	
5/4/2012	<0.002		<0.002		
11/9/2012					<0.002
11/10/2012	<0.002	<0.002		<0.002	
11/11/2012			<0.002		
5/8/2013			<0.002	<0.002	<0.002
5/9/2013	<0.002	<0.002			
11/5/2013				<0.002	
11/6/2013	<0.002	<0.002			<0.002
11/7/2013			<0.002		
5/20/2014	<0.002	<0.002	<0.002	<0.002	
5/23/2014					<0.002
11/8/2014					<0.002
11/12/2014	<0.002	<0.002	<0.002	<0.002	
5/22/2015					<0.002
5/23/2015		<0.002			
5/24/2015	<0.002		<0.002	<0.002	
11/10/2015					<0.002
11/11/2015				<0.002	
11/12/2015	<0.002	<0.002	<0.002		
4/11/2016					<0.002
4/13/2016	<0.002 (D)	0.000646 (JD)	<0.002 (D)	<0.002 (D)	
6/16/2016					0.00018 (J)
6/21/2016	<0.002	<0.002	<0.002	<0.002	
8/11/2016					<0.002
8/15/2016	<0.002	<0.002	<0.002	<0.002	
10/4/2016				<0.002	
10/5/2016	<0.002	<0.002			<0.002
10/7/2016			<0.002		
11/29/2016					<0.002
12/1/2016	<0.002	<0.002	<0.002	<0.002	
2/7/2017				<0.002	
2/8/2017	<0.002	<0.002			<0.002
2/9/2017			<0.002		
4/5/2017		<0.002			

ND substitution: RL or RL/2 if <15% NDs.

Time Series

Constituent: Antimony, Total (mg/L) Analysis Run 6/24/2024 1:09 PM

Plant Scherer Client: Southern Company Data: Scherer Cell 1-CCR

	GWC-11	GWC-12	GWC-13	GWC-14	GWC-18
4/6/2017	<0.002		<0.002	<0.002	<0.002
6/20/2017	<0.002	<0.002		<0.002	
6/21/2017					<0.002
6/22/2017			<0.002		
10/5/2017	<0.002	<0.002		<0.002	<0.002
10/6/2017			<0.002		
3/20/2018				<0.002	<0.002
3/21/2018	<0.002	<0.002 (D)			
3/22/2018			<0.002		
10/2/2018	<0.002	<0.002		<0.002	<0.002
10/3/2018			<0.002		
3/26/2019		<0.002	<0.002	<0.002	<0.002
3/27/2019	<0.002				
9/11/2019	<0.002	<0.002	<0.002	<0.002	0.00039 (J)
3/18/2020	<0.002	<0.002	<0.002	<0.002	<0.002
9/9/2020				<0.002	<0.002
9/10/2020	<0.002	<0.002	<0.002		
4/1/2021	<0.002	<0.002		<0.002	<0.002
4/6/2021			<0.002		
8/11/2021	<0.002	<0.002	<0.002	<0.002	<0.002
2/16/2022	<0.002	<0.002	<0.002	<0.002	<0.002
8/25/2022	<0.002				<0.002
8/26/2022		<0.002	<0.002	<0.002	
2/27/2023	<0.002	<0.002	<0.002	<0.002	
2/28/2023					<0.002
8/9/2023	<0.002	<0.002	<0.002	<0.002	<0.002
2/29/2024	<0.002	<0.002			<0.002
3/1/2024			<0.002	<0.002	

ND substitution: RL or RL/2 if <15% NDs.

Time Series

Constituent: Antimony, Total (mg/L) Analysis Run 6/24/2024 1:09 PM

Plant Scherer Client: Southern Company Data: Scherer Cell 1-CCR

	GWC-19	GWC-2	GWC-20	GWC-3	GWC-4
5/11/2010	<0.002	<0.002	<0.002	<0.002	<0.002
6/16/2010	<0.002				
6/17/2010			<0.002	<0.002	<0.002
6/19/2010		<0.002			
7/27/2010	<0.002	<0.002	<0.002		
7/28/2010				<0.002	<0.002
9/7/2010	<0.002		<0.002	<0.002	
9/8/2010					<0.002
9/9/2010		<0.002			
4/28/2011		<0.002			<0.002
4/29/2011	<0.002		<0.002	<0.002	
10/28/2011	<0.002	<0.002	<0.002	<0.002	
10/29/2011					<0.002
5/2/2012	<0.002				
5/3/2012		<0.002	<0.002	<0.002	<0.002
11/9/2012	<0.002	<0.002		<0.002	
11/10/2012			<0.002		<0.002
5/9/2013	<0.002	<0.002	<0.002		
5/10/2013				<0.002	<0.002
11/5/2013		<0.002			
11/6/2013	<0.002		<0.002	<0.002	<0.002
5/22/2014	<0.002	<0.002	<0.002	<0.002	<0.002
11/8/2014	<0.002				
11/9/2014			<0.002	<0.002	<0.002
11/13/2014		<0.002			
5/22/2015				<0.002	<0.002
5/23/2015	<0.002				
5/24/2015		<0.002	<0.002		
11/10/2015	<0.002		<0.002	<0.002	
11/11/2015		<0.002			<0.002
4/11/2016	<0.002				
4/12/2016		<0.002	<0.002	<0.002 (D)	<0.002
6/16/2016	0.00014 (J)	<0.002	<0.002		
6/20/2016				0.0002 (J)	<0.002
8/11/2016	<0.002	<0.002	<0.002		
8/12/2016				<0.002	<0.002
10/4/2016		<0.002			
10/5/2016	<0.002		<0.002	<0.002	
10/6/2016					<0.002
11/29/2016	<0.002				
11/30/2016		<0.002	<0.002	<0.002	<0.002
2/7/2017		<0.002			
2/8/2017	<0.002		<0.002	<0.002	<0.002
4/5/2017	<0.002				
4/6/2017		<0.002	<0.002	<0.002	<0.002
6/20/2017		<0.002			
6/21/2017	<0.002		<0.002	<0.002	
6/22/2017					<0.002
10/4/2017		<0.002			
10/5/2017	<0.002		<0.002	<0.002	
10/6/2017					<0.002
3/20/2018	<0.002	<0.002			

ND substitution: RL or RL/2 if <15% NDs.

Time Series

Constituent: Antimony, Total (mg/L) Analysis Run 6/24/2024 1:09 PM

Plant Scherer Client: Southern Company Data: Scherer Cell 1-CCR

	GWC-19	GWC-2	GWC-20	GWC-3	GWC-4
3/21/2018			<0.002	<0.002	<0.002
10/2/2018	<0.002	<0.002			
10/3/2018			<0.002	<0.002	<0.002
3/26/2019	<0.002	<0.002	<0.002	<0.002	<0.002
9/10/2019		0.00042 (J)		<0.002	<0.002
9/12/2019	<0.002		<0.002		
3/18/2020		<0.002		<0.002	
3/19/2020	<0.002		<0.002		<0.002
9/9/2020	<0.002	<0.002			
9/10/2020			<0.002	<0.002	<0.002
4/1/2021		0.0013 (J)			
4/2/2021					<0.002
4/5/2021	<0.002		<0.002		
4/6/2021				<0.002	
8/11/2021	<0.002		<0.002		
8/12/2021		<0.002		<0.002	<0.002
2/15/2022		<0.002		<0.002	<0.002
2/16/2022	<0.002		<0.002		
8/25/2022	<0.002		<0.002	<0.002	0.00058 (J)
8/26/2022		<0.002			
2/27/2023		<0.002			<0.002
2/28/2023	<0.002		<0.002	<0.002	
8/8/2023	<0.002		<0.002		<0.002
8/9/2023		<0.002		<0.002	
2/29/2024	<0.002				<0.002
3/1/2024		<0.002	<0.002		
3/4/2024				0.0013 (J)	

ND substitution: RL or RL/2 if <15% NDs.

Time Series

Constituent: Antimony, Total (mg/L) Analysis Run 6/24/2024 1:09 PM

Plant Scherer Client: Southern Company Data: Scherer Cell 1-CCR

	GWC-5	GWC-6	GWC-7	GWC-8A	GWC-9
5/10/2010			<0.002	<0.002	<0.002
5/11/2010	<0.002	<0.002			
6/16/2010					<0.002
6/18/2010	<0.002	<0.002	<0.002		
6/19/2010				<0.002	
7/27/2010	<0.002	<0.002			<0.002
7/28/2010			<0.002	<0.002	
9/8/2010				<0.002	<0.002
9/9/2010	<0.002	<0.002	<0.002		
4/29/2011	<0.002				<0.002
4/30/2011		<0.002	<0.002	<0.002	
10/27/2011				<0.002	<0.002
10/28/2011	<0.002				
10/29/2011		<0.002	<0.002		
5/3/2012					<0.002
5/4/2012	<0.002	<0.002	<0.002	<0.002	
11/10/2012	<0.002	<0.002	<0.002		
11/11/2012				<0.002	<0.002
5/9/2013	<0.002	<0.002	<0.002		<0.002
5/10/2013				<0.002	
11/6/2013	<0.002				<0.002
11/7/2013		<0.002	<0.002	<0.002	
5/21/2014		<0.002	<0.002	<0.002	<0.002
5/22/2014	<0.002				
11/9/2014	<0.002	<0.002			
11/12/2014			<0.002		<0.002
11/13/2014				<0.002	
5/23/2015				<0.002	<0.002
5/24/2015	<0.002	<0.002	<0.002		
11/11/2015	<0.002	<0.002	<0.002	<0.002	
11/12/2015					<0.002
4/12/2016		<0.002			
4/13/2016			<0.002 (D)		<0.002 (D)
4/19/2016	<0.002			<0.002	
6/20/2016		<0.002	0.0002 (J)		
6/22/2016	<0.002				<0.002
8/12/2016		<0.002			
8/15/2016			<0.002		<0.002
8/16/2016	<0.002				
10/6/2016	<0.002	<0.002	<0.002		<0.002
10/10/2016				<0.002	
11/30/2016		<0.002			
12/1/2016	<0.002		<0.002	<0.002	<0.002
2/8/2017					<0.002
2/9/2017	<0.002	<0.002	<0.002	<0.002	
4/6/2017	<0.002	<0.002			<0.002
4/7/2017			<0.002	<0.002	
6/21/2017	<0.002	<0.002		<0.002	<0.002
6/22/2017			<0.002		
8/15/2017				<0.002	
9/1/2017				<0.002	
10/5/2017	<0.002				<0.002

ND substitution: RL or RL/2 if <15% NDs.

Time Series

Constituent: Antimony, Total (mg/L) Analysis Run 6/24/2024 1:09 PM

Plant Scherer Client: Southern Company Data: Scherer Cell 1-CCR

	GWC-5	GWC-6	GWC-7	GWC-8A	GWC-9
10/6/2017		<0.002	<0.002		
10/9/2017				<0.002	
3/21/2018		<0.002			<0.002
3/22/2018	<0.002		<0.002	<0.002	
10/2/2018					<0.002
10/3/2018	<0.002	<0.002			
10/4/2018			<0.002	<0.002	
3/26/2019		<0.002			
3/27/2019	<0.002		<0.002	<0.002	<0.002
9/11/2019	<0.002	<0.002	<0.002	<0.002	<0.002
3/18/2020	<0.002	<0.002		<0.002	<0.002
3/19/2020			<0.002		
9/9/2020	<0.002			<0.002	<0.002
9/10/2020		<0.002	<0.002		
4/1/2021	<0.002		<0.002		<0.002
4/5/2021		<0.002		<0.002	
8/11/2021		<0.002	<0.002		
8/12/2021	<0.002			<0.002	<0.002
2/15/2022	<0.002	<0.002	<0.002	<0.002	<0.002
8/25/2022	<0.002	<0.002	<0.002	<0.002	<0.002
2/27/2023		<0.002	<0.002	<0.002	<0.002
2/28/2023	<0.002				
8/8/2023	<0.002	<0.002	<0.002	<0.002	<0.002
2/29/2024	<0.002	<0.002	<0.002	<0.002	
3/1/2024					<0.002

ND substitution: RL or RL/2 if <15% NDs.

Time Series

Constituent: Arsenic, Total (mg/L) Analysis Run 6/24/2024 1:09 PM

Plant Scherer Client: Southern Company Data: Scherer Cell 1-CCR

	GWA-15 (bg)	GWA-16 (bg)	GWA-17 (bg)	GWC-1	GWC-10
5/8/2010			<0.001		
5/9/2010	<0.001	<0.001			
5/10/2010					<0.001
5/11/2010				<0.001	
6/16/2010		<0.001	<0.001		<0.001
6/17/2010				<0.001	
6/18/2010	<0.001				
7/26/2010			<0.001		
7/27/2010		<0.001		<0.001	
7/28/2010	<0.001				<0.001
9/7/2010		<0.001	<0.001		
9/8/2010					<0.001
9/9/2010	<0.001			<0.001	
4/28/2011				<0.001	
4/29/2011		<0.001	<0.001		<0.001
4/30/2011	<0.001				
10/27/2011					<0.001
10/28/2011	<0.001	<0.001	<0.001		
10/29/2011				<0.001	
5/2/2012	<0.001	<0.001	<0.001		
5/3/2012				<0.001	
5/4/2012					<0.001
11/9/2012	<0.001	<0.001	<0.001	<0.001	
11/11/2012					<0.001
5/8/2013	<0.001	<0.001	<0.001		
5/9/2013				<0.001	<0.001
11/5/2013	<0.001			<0.001	<0.001
11/6/2013		<0.001	<0.001		
5/20/2014	<0.001	<0.001	<0.001		
5/21/2014					<0.001
5/23/2014				<0.001	
11/8/2014		<0.001	<0.001		
11/12/2014	<0.001				<0.001
11/13/2014				<0.001	
5/22/2015	<0.001	<0.001	<0.001		
5/23/2015				<0.001	<0.001
11/9/2015		<0.001	<0.001		
11/11/2015	<0.001			<0.001	
11/12/2015					<0.001
4/6/2016	<0.001	<0.001	<0.001		
4/12/2016				<0.001	
4/13/2016					<0.001 (D)
6/15/2016	<0.001	<0.001	<0.001		
6/16/2016				6E-05 (J)	
6/21/2016					<0.001
8/10/2016	<0.001	<0.001	<0.001		
8/11/2016				<0.001	
8/15/2016					<0.001
10/4/2016	<0.001	<0.001		0.00079	
10/5/2016			<0.001		<0.001
11/29/2016		<0.001	<0.001		
11/30/2016	<0.001			<0.001	

ND substitution: RL or RL/2 if <15% NDs.

Time Series

Constituent: Arsenic, Total (mg/L) Analysis Run 6/24/2024 1:09 PM

Plant Scherer Client: Southern Company Data: Scherer Cell 1-CCR

	GWA-15 (bg)	GWA-16 (bg)	GWA-17 (bg)	GWC-1	GWC-10
12/1/2016					<0.001
2/7/2017	<0.001	<0.001	<0.001	<0.001	
2/8/2017					<0.001
4/4/2017	<0.001	<0.001	<0.001		
4/5/2017				<0.001	
4/6/2017					<0.001
6/20/2017	<0.001	<0.001	<0.001	<0.001	
6/21/2017					<0.001
10/4/2017	<0.001			<0.001	
10/5/2017		<0.001	<0.001		<0.001
3/20/2018	<0.001 (D)	<0.001	<0.001	<0.001	
3/21/2018					<0.001
10/2/2018	<0.001	<0.001	<0.001	<0.001	<0.001
3/26/2019	<0.001	<0.001	<0.001	<0.001	
3/27/2019					<0.001
9/10/2019	0.00032 (J)	0.00049 (J)	0.00069 (J)	0.00033 (J)	
9/11/2019					0.00055 (J)
3/18/2020	<0.001	<0.001	<0.001	<0.001	<0.001
9/9/2020	<0.001	<0.001	<0.001	<0.001	<0.001
4/1/2021	<0.001	<0.001	<0.001	<0.001	<0.001
8/11/2021	<0.001	<0.001	<0.001		
8/17/2021					<0.001
8/18/2021				<0.001	
2/15/2022	<0.001	<0.001	<0.001	<0.001	<0.001
8/24/2022			<0.001	<0.001	
8/25/2022	<0.001	<0.001			<0.001
2/21/2023					<0.001
2/27/2023				<0.001	
2/28/2023	<0.001	<0.001	<0.001		
8/3/2023	<0.001	<0.001	<0.001		
8/9/2023				<0.001	<0.001
2/28/2024		<0.001	<0.001		
3/1/2024				<0.001	<0.001
3/4/2024	<0.001				

ND substitution: RL or RL/2 if <15% NDs.

Time Series

Constituent: Arsenic, Total (mg/L) Analysis Run 6/24/2024 1:09 PM

Plant Scherer Client: Southern Company Data: Scherer Cell 1-CCR

	GWC-11	GWC-12	GWC-13	GWC-14	GWC-18
5/9/2010		<0.001	<0.001	<0.001	
5/10/2010	<0.001				<0.001
6/16/2010	<0.001				<0.001
6/18/2010		<0.001	<0.001	<0.001	
7/26/2010					<0.001
7/27/2010	<0.001	<0.001			
7/28/2010				<0.001	
7/29/2010			<0.001		
9/7/2010					<0.001
9/8/2010	<0.001	<0.001			
9/9/2010			<0.001	<0.001	
4/26/2011			<0.001		
4/29/2011	<0.001	<0.001			<0.001
4/30/2011				<0.001	
10/27/2011	<0.001				
10/28/2011		<0.001	<0.001	<0.001	<0.001
5/2/2012					<0.001
5/3/2012		<0.001		<0.001	
5/4/2012	<0.001		<0.001		
11/9/2012					<0.001
11/10/2012	<0.001	<0.001		<0.001	
11/11/2012			<0.001		
5/8/2013			<0.001	<0.001	<0.001
5/9/2013	<0.001	<0.001			
11/5/2013				<0.001	
11/6/2013	<0.001	<0.001			<0.001
11/7/2013			<0.001		
5/20/2014	<0.001	<0.001	<0.001	<0.001	
5/23/2014					<0.001
11/8/2014					<0.001
11/12/2014	<0.001	<0.001	<0.001	<0.001	
5/22/2015					<0.001
5/23/2015		<0.001			
5/24/2015	<0.001		<0.001	<0.001	
11/10/2015					<0.001
11/11/2015				<0.001	
11/12/2015	<0.001	<0.001	<0.001		
4/11/2016					<0.001
4/13/2016	<0.001 (D)	<0.001 (D)	<0.001 (D)	<0.001 (D)	
6/16/2016					<0.001
6/21/2016	<0.001	<0.001	<0.001	<0.001	
8/11/2016					<0.001
8/15/2016	<0.001	<0.001	<0.001	<0.001	
10/4/2016				<0.001	
10/5/2016	<0.001	<0.001			<0.001
10/7/2016			<0.001		
11/29/2016					<0.001
12/1/2016	<0.001	<0.001	<0.001	<0.001	
2/7/2017				<0.001	
2/8/2017	<0.001	<0.001			<0.001
2/9/2017			<0.001		
4/5/2017		<0.001			

ND substitution: RL or RL/2 if <15% NDs.

Time Series

Constituent: Arsenic, Total (mg/L) Analysis Run 6/24/2024 1:09 PM

Plant Scherer Client: Southern Company Data: Scherer Cell 1-CCR

	GWC-11	GWC-12	GWC-13	GWC-14	GWC-18
4/6/2017	<0.001		<0.001	<0.001	<0.001
6/20/2017	<0.001	<0.001		<0.001	
6/21/2017					<0.001
6/22/2017			<0.001		
10/5/2017	<0.001	<0.001		<0.001	<0.001
10/6/2017			<0.001		
3/20/2018				<0.001	<0.001
3/21/2018	<0.001	<0.001 (D)			
3/22/2018			<0.001		
10/2/2018	<0.001	<0.001		<0.001	<0.001
10/3/2018			<0.001		
3/26/2019		<0.001	<0.001	<0.001	<0.001
3/27/2019	<0.001				
9/11/2019	0.00045 (J)	0.00038 (J)	0.00042 (J)	0.00045 (J)	0.00043 (J)
3/18/2020	<0.001	<0.001	<0.001	<0.001	<0.001
9/9/2020				<0.001	<0.001
9/10/2020	<0.001	<0.001	<0.001		
4/1/2021	<0.001	<0.001		<0.001	<0.001
4/6/2021			<0.001		
8/11/2021	<0.001	<0.001	<0.001	<0.001	<0.001
2/16/2022	<0.001	<0.001	<0.001	<0.001	<0.001
8/25/2022	<0.001				<0.001
8/26/2022		<0.001	<0.001	<0.001	
2/27/2023	<0.001	<0.001	<0.001	<0.001	
2/28/2023					<0.001
8/9/2023	<0.001	<0.001	<0.001	<0.001	<0.001
2/29/2024	<0.001	<0.001			<0.001
3/1/2024			<0.001	<0.001	

ND substitution: RL or RL/2 if <15% NDs.

Time Series

Constituent: Arsenic, Total (mg/L) Analysis Run 6/24/2024 1:09 PM

Plant Scherer Client: Southern Company Data: Scherer Cell 1-CCR

	GWC-19	GWC-2	GWC-20	GWC-3	GWC-4
5/11/2010	<0.001	<0.001	<0.001	<0.001	<0.001
6/16/2010	<0.001				
6/17/2010			<0.001	<0.001	<0.001
6/19/2010		<0.001			
7/27/2010	<0.001	<0.001	<0.001		
7/28/2010				<0.001	<0.001
9/7/2010	<0.001		<0.001	<0.001	
9/8/2010					<0.001
9/9/2010		<0.001			
4/28/2011		<0.001			<0.001
4/29/2011	<0.001		<0.001	<0.001	
10/28/2011	<0.001	<0.001	<0.001	<0.001	
10/29/2011					<0.001
5/2/2012	<0.001				
5/3/2012		<0.001	<0.001	<0.001	<0.001
11/9/2012	<0.001	<0.001		<0.001	
11/10/2012			<0.001		<0.001
5/9/2013	<0.001	<0.001	<0.001		
5/10/2013				<0.001	<0.001
11/5/2013		<0.001			
11/6/2013	<0.001		<0.001	<0.001	<0.001
5/22/2014	<0.001	<0.001	<0.001	<0.001	<0.001
11/8/2014	<0.001				
11/9/2014			<0.001	<0.001	<0.001
11/13/2014		<0.001			
5/22/2015				<0.001	<0.001
5/23/2015	<0.001				
5/24/2015		<0.001	<0.001		
11/10/2015	<0.001		<0.001	<0.001	
11/11/2015		<0.001			<0.001
4/11/2016	<0.001				
4/12/2016		<0.001	<0.001	<0.001 (D)	<0.001
6/16/2016	5.1E-05 (J)	5.5E-05 (J)	5.4E-05 (J)		
6/20/2016				<0.001	<0.001
8/11/2016	<0.001	<0.001	<0.001		
8/12/2016				0.00053 (J)	<0.001
10/4/2016		<0.001			
10/5/2016	<0.001		<0.001	<0.001	
10/6/2016					<0.001
11/29/2016	<0.001				
11/30/2016		<0.001	<0.001	<0.001	<0.001
2/7/2017		<0.001			
2/8/2017	<0.001		<0.001	<0.001	<0.001
4/5/2017	<0.001				
4/6/2017		<0.001	<0.001	<0.001	<0.001
6/20/2017		<0.001			
6/21/2017	<0.001		<0.001	<0.001	
6/22/2017					<0.001
10/4/2017		<0.001			
10/5/2017	<0.001		<0.001	<0.001	
10/6/2017					<0.001
3/20/2018	<0.001	<0.001			

ND substitution: RL or RL/2 if <15% NDs.

Time Series

Constituent: Arsenic, Total (mg/L) Analysis Run 6/24/2024 1:09 PM

Plant Scherer Client: Southern Company Data: Scherer Cell 1-CCR

	GWC-19	GWC-2	GWC-20	GWC-3	GWC-4
3/21/2018			0.00078	0.00089	<0.001
10/2/2018	<0.001	<0.001			
10/3/2018			<0.001	<0.001	<0.001
3/26/2019	<0.001	<0.001	<0.001	<0.001	<0.001
9/10/2019		0.00038 (J)		0.00032 (J)	0.00032 (J)
9/12/2019	<0.001		<0.001		
3/18/2020		<0.001		<0.001	
3/19/2020	<0.001		<0.001		<0.001
9/9/2020	<0.001	<0.001			
9/10/2020			<0.001	<0.001	<0.001
4/1/2021		<0.001			
4/2/2021					<0.001
4/5/2021	<0.001		<0.001		
4/6/2021				<0.001	
8/11/2021	<0.001		<0.001		
8/12/2021		<0.001		<0.001	<0.001
2/15/2022		<0.001		<0.001	<0.001
2/16/2022	<0.001		<0.001		
8/25/2022	<0.001		<0.001	<0.001	<0.001
8/26/2022		<0.001			
2/27/2023		<0.001			<0.001
2/28/2023	<0.001		<0.001	<0.001	
8/8/2023	<0.001		<0.001		<0.001
8/9/2023		<0.001		<0.001	
2/29/2024	<0.001				<0.001
3/1/2024		<0.001	<0.001		
3/4/2024				<0.001	

ND substitution: RL or RL/2 if <15% NDs.

Time Series

Constituent: Arsenic, Total (mg/L) Analysis Run 6/24/2024 1:09 PM

Plant Scherer Client: Southern Company Data: Scherer Cell 1-CCR

	GWC-5	GWC-6	GWC-7	GWC-8A	GWC-9
5/10/2010			<0.001	<0.00046	<0.001
5/11/2010	<0.001	<0.001			
6/16/2010					<0.001
6/18/2010	<0.001	<0.001	<0.001		
6/19/2010				<0.00046	
7/27/2010	<0.001	<0.001			<0.001
7/28/2010			<0.001	<0.00046	
9/8/2010				<0.00046	<0.001
9/9/2010	<0.001	<0.001	<0.001		
4/29/2011	<0.001				<0.001
4/30/2011		<0.001	<0.001	<0.00046	
10/27/2011				<0.00046	<0.001
10/28/2011	<0.001				
10/29/2011		<0.001	<0.001		
5/3/2012					<0.001
5/4/2012	<0.001	<0.001	<0.001	<0.00046	
11/10/2012	<0.001	<0.001	<0.001		
11/11/2012				<0.00046	<0.001
5/9/2013	<0.001	<0.001	<0.001		<0.001
5/10/2013				<0.00046	
11/6/2013	<0.001				<0.001
11/7/2013		<0.001	<0.001	<0.00046	
5/21/2014		<0.001	<0.001	<0.00046	<0.001
5/22/2014	<0.001				
11/9/2014	<0.001	<0.001			
11/12/2014			<0.001		<0.001
11/13/2014				<0.00046	
5/23/2015				<0.00046	<0.001
5/24/2015	<0.001	<0.001	<0.001		
11/11/2015	<0.001	<0.001	<0.001	<0.00046	
11/12/2015					<0.001
4/12/2016		<0.001			
4/13/2016			<0.001 (D)		<0.001 (D)
4/19/2016	<0.001			<0.00046	
6/20/2016		6.3E-05 (J)	<0.001		
6/22/2016	0.0008				<0.001
8/12/2016		<0.001			
8/15/2016			<0.001		<0.001
8/16/2016	<0.001				
10/6/2016	<0.001	<0.001	<0.001		<0.001
10/10/2016				<0.00046	
11/30/2016		<0.001			
12/1/2016	<0.001		<0.001	<0.00046	<0.001
2/8/2017					<0.001
2/9/2017	<0.001	<0.001	<0.001	0.00115 (JD)	
4/6/2017	<0.001	<0.001			<0.001
4/7/2017			<0.001	<0.00046	
6/21/2017	<0.001	<0.001		0.0014	<0.001
6/22/2017			<0.001		
8/15/2017				0.00086	
9/1/2017				0.00075	
10/5/2017	<0.001				<0.001

ND substitution: RL or RL/2 if <15% NDs.

Time Series

Constituent: Arsenic, Total (mg/L) Analysis Run 6/24/2024 1:09 PM

Plant Scherer Client: Southern Company Data: Scherer Cell 1-CCR

	GWC-5	GWC-6	GWC-7	GWC-8A	GWC-9
10/6/2017		<0.001	<0.001		
10/9/2017				0.0013	
3/21/2018		<0.001			<0.001
3/22/2018	0.00046 (J)		<0.001	0.00075	
10/2/2018					<0.001
10/3/2018	<0.001	<0.001			
10/4/2018			<0.001	<0.00046	
3/26/2019		<0.001			
3/27/2019	<0.001		<0.001	0.0012	0.00062
9/11/2019	0.00038 (J)	0.00041 (J)	0.00038 (J)	0.001 (J)	0.00055 (J)
3/18/2020	<0.001	<0.001		0.00042 (J)	<0.001
3/19/2020			<0.001		
9/9/2020	<0.001			0.00092 (J)	<0.001
9/10/2020		<0.001	<0.001		
4/1/2021	<0.001		<0.001		<0.001
4/5/2021		<0.001		0.00097 (J)	
8/11/2021		<0.001	<0.001		
8/12/2021	<0.001			0.00081 (J)	<0.001
2/15/2022	<0.001	<0.001	<0.001	0.00047 (J)	<0.001
8/25/2022	<0.001	<0.001	<0.001	0.00048 (J)	0.00037 (J)
2/27/2023		<0.001	<0.001	0.0005 (J)	<0.001
2/28/2023	<0.001				
8/8/2023	<0.001	<0.001	<0.001	0.00091 (J)	<0.001
2/29/2024	<0.001	<0.001	<0.001	0.00089 (J)	
3/1/2024					<0.001

ND substitution: RL or RL/2 if <15% NDs.

Time Series

Constituent: Barium, Total (mg/L) Analysis Run 6/24/2024 1:09 PM

Plant Scherer Client: Southern Company Data: Scherer Cell 1-CCR

	GWA-15 (bg)	GWA-16 (bg)	GWA-17 (bg)	GWC-1	GWC-10
5/8/2010			0.048 (J)		
5/9/2010	0.01 (J)	0.031 (J)			
5/10/2010					0.024 (J)
5/11/2010				0.054 (J)	
6/16/2010		0.029 (J)	0.044 (J)		0.022 (J)
6/17/2010				0.054 (J)	
6/18/2010	0.01 (J)				
7/26/2010			0.042 (J)		
7/27/2010		0.029 (J)		0.054 (J)	
7/28/2010	0.011 (J)				0.023 (J)
9/7/2010		0.028 (J)	0.04 (J)		
9/8/2010					0.023 (J)
9/9/2010	0.011 (J)			0.046 (J)	
4/28/2011				0.057 (J)	
4/29/2011		0.026 (J)	0.038 (J)		0.022 (J)
4/30/2011	0.0091 (J)				
10/27/2011					0.022
10/28/2011	0.0096 (J)	0.025	0.034		
10/29/2011				0.046	
5/2/2012	0.012	0.025	0.03		
5/3/2012				0.049	
5/4/2012					0.019
11/9/2012	0.012 (V)	0.028 (V)	0.039 (V)	0.045 (V)	
11/11/2012					0.025 (V)
5/8/2013	0.01	0.029	0.034		
5/9/2013				0.053	0.024
11/5/2013	0.0098 (J)			0.045	0.025
11/6/2013		0.026	0.032		
5/20/2014	0.0081 (J)	0.025	0.03		
5/21/2014					0.024
5/23/2014				0.043	
11/8/2014		0.026	0.031		
11/12/2014	0.0098 (J)				0.026
11/13/2014				0.046	
5/22/2015	0.0088 (J)	0.026	0.033		
5/23/2015				0.046	0.026
11/9/2015		0.024	0.034		
11/11/2015	0.011			0.047	
11/12/2015					0.026
4/6/2016	0.00959 (J)	0.026	0.0347		
4/12/2016				0.0474	
4/13/2016					0.0258 (D)
6/15/2016	0.0091 (J)	0.023	0.029		
6/16/2016				0.044	
6/21/2016					0.0286
8/10/2016	0.009	0.022	0.027		
8/11/2016				0.04	
8/15/2016					0.024
10/4/2016	<0.0092	0.024		0.048	
10/5/2016			<0.029		<0.028
11/29/2016		0.023	0.024		
11/30/2016	0.011			0.043	

ND substitution: RL or RL/2 if <15% NDs.

Time Series

Constituent: Barium, Total (mg/L) Analysis Run 6/24/2024 1:09 PM

Plant Scherer Client: Southern Company Data: Scherer Cell 1-CCR

	GWA-15 (bg)	GWA-16 (bg)	GWA-17 (bg)	GWC-1	GWC-10
12/1/2016					0.028
2/7/2017	0.0099	0.024	0.029	0.042	
2/8/2017					0.027
4/4/2017	0.0092	0.022	0.03		
4/5/2017				0.041	
4/6/2017					0.027
6/20/2017	0.0099	0.025	0.036	0.046	
6/21/2017					0.031
10/4/2017	0.0098			0.044	
10/5/2017		0.023	0.027		0.029
3/20/2018	0.01	0.023	0.027	0.042	
3/21/2018					<0.028 (X)
10/2/2018	0.0099	0.023	0.027	0.043	0.029
3/26/2019	0.0099	0.024	0.031	0.044	
3/27/2019					0.027
9/10/2019	0.011	0.039	0.051	0.046	
9/11/2019					0.033
3/18/2020	0.01	0.027	0.031	0.049	0.036
9/9/2020	0.01	0.024	0.033	0.046	0.036
4/1/2021	0.0092 (J)	0.024	0.029	0.047	0.034
8/11/2021	0.01	0.023	0.029		
8/18/2021				0.049	
10/18/2021					0.031
2/15/2022	0.012	0.024	0.031	0.052	0.036
8/24/2022			0.031	0.043	
8/25/2022	0.012	0.025			0.035
2/21/2023					0.033
2/27/2023				0.049	
2/28/2023	0.01	0.025	0.03		
8/3/2023	0.01	0.026	0.027		
8/9/2023				0.048	0.032
2/28/2024		0.03	0.032		
3/1/2024				0.048	0.036
3/4/2024	0.01				

ND substitution: RL or RL/2 if <15% NDs.

Time Series

Constituent: Barium, Total (mg/L) Analysis Run 6/24/2024 1:09 PM

Plant Scherer Client: Southern Company Data: Scherer Cell 1-CCR

	GWC-11	GWC-12	GWC-13	GWC-14	GWC-18
5/9/2010		0.017 (J)	0.029 (J)	0.01 (J)	
5/10/2010	0.018 (J)				0.039 (J)
6/16/2010	0.018 (J)				0.041 (J)
6/18/2010		0.014 (J)	0.028 (J)	0.0097 (J)	
7/26/2010					0.04 (J)
7/27/2010	0.018 (J)	0.015 (J)			
7/28/2010				0.0096 (J)	
7/29/2010			0.029 (J)		
9/7/2010					0.038 (J)
9/8/2010	0.017 (J)	0.013 (J)			
9/9/2010			0.028 (J)	0.01 (J)	
4/26/2011			0.038 (J)		
4/29/2011	0.016 (J)	0.016 (J)			0.034 (J)
4/30/2011				0.0096 (J)	
10/27/2011	0.015				
10/28/2011		0.013	0.026	0.0064 (O)	0.035
5/2/2012					0.038
5/3/2012		0.012		0.0054 (O)	
5/4/2012	0.014		0.024		
11/9/2012					0.035 (V)
11/10/2012	0.016 (V)	0.015 (V)		0.0094 (J)	
11/11/2012			0.027 (V)		
5/8/2013			0.045	0.0093 (J)	0.037
5/9/2013	0.016	0.015			
11/5/2013				0.009 (J)	
11/6/2013	0.016	0.015			0.036 (V)
11/7/2013			0.026		
5/20/2014	0.016	0.015	0.024	0.009 (J)	
5/23/2014					0.036
11/8/2014					0.038
11/12/2014	0.017	0.018	0.029	0.0098 (J)	
5/22/2015					0.035
5/23/2015		0.016			
5/24/2015	0.017		0.027	0.0096 (J)	
11/10/2015					0.032
11/11/2015				0.0092 (J)	
11/12/2015	0.016	0.015	0.029		
4/11/2016					0.0352
4/13/2016	0.0159 (D)	0.0166 (D)	0.029 (D)	0.00929 (JD)	
6/16/2016					0.033
6/21/2016	0.018	0.0173	0.0306	0.0106	
8/11/2016					0.035
8/15/2016	0.015	0.015	0.026	0.0077	
10/4/2016				<0.0091	
10/5/2016	<0.016	<0.017			<0.032
10/7/2016			0.031		
11/29/2016					0.034
12/1/2016	0.016	0.016	0.031	0.0089	
2/7/2017				0.0089	
2/8/2017	0.015	0.016			0.032
2/9/2017			0.032		
4/5/2017		0.016			

ND substitution: RL or RL/2 if <15% NDs.

Time Series

Constituent: Barium, Total (mg/L) Analysis Run 6/24/2024 1:09 PM

Plant Scherer Client: Southern Company Data: Scherer Cell 1-CCR

	GWC-11	GWC-12	GWC-13	GWC-14	GWC-18
4/6/2017	0.016		0.029	0.0085	0.031
6/20/2017	0.016	0.017		0.0097	
6/21/2017					0.035
6/22/2017			0.034		
10/5/2017	0.016	0.017		0.0096	0.034
10/6/2017			0.031		
3/20/2018				0.0091	0.033
3/21/2018	<0.016 (X)	<0.017 (X)			
3/22/2018			0.034		
10/2/2018	0.016	0.016		0.0096	0.032
10/3/2018			0.03		
3/26/2019		0.017	0.035	0.0092	0.033
3/27/2019	0.015				
9/11/2019	0.017	0.017	0.035	0.011	0.035
3/18/2020	0.019	0.018	0.058	0.0099 (J)	0.036
9/9/2020				0.01	0.036
9/10/2020	0.02	0.019	0.037		
4/1/2021	0.018	0.018		0.0095 (J)	0.035
4/6/2021			0.038		
8/11/2021	0.017	0.018	0.037	0.012	0.037
2/16/2022	0.018	0.018	0.035	0.011	0.034
8/25/2022	0.018				0.035
8/26/2022		0.018	0.035	0.011	
2/27/2023	0.019	0.019	0.04	0.011	
2/28/2023					0.035
8/9/2023	0.019	0.02	0.04	0.012	0.037
2/29/2024	0.02	0.019			0.037
3/1/2024			0.039	0.012	

ND substitution: RL or RL/2 if <15% NDs.

Time Series

Constituent: Barium, Total (mg/L) Analysis Run 6/24/2024 1:09 PM

Plant Scherer Client: Southern Company Data: Scherer Cell 1-CCR

	GWC-19	GWC-2	GWC-20	GWC-3	GWC-4
5/11/2010	0.018 (J)	0.048 (J)	0.032 (J)	0.039	0.031 (J)
6/16/2010	0.017 (J)				
6/17/2010			0.031 (J)	0.017	0.033 (J)
6/19/2010		0.033 (J)			
7/27/2010	0.016 (J)	0.047 (J)	0.035 (J)		
7/28/2010				0.071 (O)	0.033 (J)
9/7/2010	0.017 (J)		0.032 (J)	0.026	
9/8/2010					0.033 (J)
9/9/2010		0.045 (J)			
4/28/2011		0.048 (J)			0.039 (J)
4/29/2011	0.018 (J)		0.031 (J)	0.016	
10/28/2011	0.016	0.044	0.03	0.014	
10/29/2011					0.029
5/2/2012	0.018				
5/3/2012		0.047	0.032	0.017	0.036
11/9/2012	0.017 (V)	0.055 (V)		0.022 (V)	
11/10/2012			0.028 (V)		0.032 (V)
5/9/2013	0.017	0.049	0.029		
5/10/2013				0.025	0.035
11/5/2013		0.045			
11/6/2013	0.018 (V)		0.03 (V)	0.015	0.037
5/22/2014	0.016	0.04	0.029	0.016	0.031
11/8/2014	0.018				
11/9/2014			0.032	0.017	0.034
11/13/2014		0.045			
5/22/2015				0.017	0.039
5/23/2015	0.018				
5/24/2015		0.045	0.029		
11/10/2015	0.017		0.026	0.018	
11/11/2015		0.045			0.042
4/11/2016	0.0191				
4/12/2016		0.0519	0.033	0.0169 (D)	0.0386
6/16/2016	0.017	0.045	0.028		
6/20/2016				0.014	0.031
8/11/2016	0.015	0.04	0.026		
8/12/2016				0.018	0.033
10/4/2016		0.044			
10/5/2016	<0.018		0.03	0.015	
10/6/2016					0.042
11/29/2016	0.017				
11/30/2016		0.044	0.03	0.018	0.04
2/7/2017		0.044			
2/8/2017	0.017		0.033	0.018	0.042
4/5/2017	0.017				
4/6/2017		0.041	0.033	0.017	0.041
6/20/2017		0.045			
6/21/2017	0.019		0.03	0.02	
6/22/2017					0.047
10/4/2017		0.047			
10/5/2017	0.018		0.028	0.017	
10/6/2017					0.045
3/20/2018	0.019	0.045			

ND substitution: RL or RL/2 if <15% NDs.

Time Series

Constituent: Barium, Total (mg/L) Analysis Run 6/24/2024 1:09 PM

Plant Scherer Client: Southern Company Data: Scherer Cell 1-CCR

	GWC-19	GWC-2	GWC-20	GWC-3	GWC-4
3/21/2018			<0.03 (X)	<0.018 (X)	0.045
10/2/2018	0.018	0.044			
10/3/2018			0.028	0.016	0.042
3/26/2019	0.018	0.045	0.03	0.015	0.053
9/10/2019		0.047		0.014	0.037
9/12/2019	0.026		0.035		
3/18/2020		0.048		0.013	
3/19/2020	0.025		0.032		0.045
9/9/2020	0.026	0.047			
9/10/2020			0.031	0.015	0.045
4/1/2021		0.044			
4/2/2021					0.047
4/5/2021	0.028		0.029		
4/6/2021				0.014	
8/11/2021	0.031		0.031		
8/12/2021		0.048		0.019	0.049
2/15/2022		0.048		0.013	0.055
2/16/2022	0.027		0.03		
5/12/2022					0.06 (R)
8/25/2022	0.03		0.031	0.013	0.054
8/26/2022		0.045			
12/28/2022					0.065 (R)
2/27/2023		0.048			0.081
2/28/2023	0.031		0.032	0.011	
8/8/2023	0.032		0.035		0.085
8/9/2023		0.045		0.013	
2/29/2024	0.033				0.1
3/1/2024		0.046	0.036		
3/4/2024				0.019	

ND substitution: RL or RL/2 if <15% NDs.

Time Series

Constituent: Barium, Total (mg/L) Analysis Run 6/24/2024 1:09 PM

Plant Scherer Client: Southern Company Data: Scherer Cell 1-CCR

	GWC-5	GWC-6	GWC-7	GWC-8A	GWC-9
5/10/2010			0.029 (J)	0.05 (J)	0.026 (J)
5/11/2010	0.034 (J)	0.053 (J)			
6/16/2010					0.026 (J)
6/18/2010	0.028 (J)	0.055 (J)	0.044 (J)		
6/19/2010				0.045 (J)	
7/27/2010	0.026 (J)	0.053 (J)			0.029 (J)
7/28/2010			0.028 (J)	0.046 (J)	
9/8/2010				0.071 (J)	0.027 (J)
9/9/2010	0.022 (J)	0.05 (J)	0.029 (J)		
4/29/2011	0.016 (J)				0.02 (J)
4/30/2011		0.05 (J)	0.025 (J)	0.098 (J)	
10/27/2011				0.048	0.02
10/28/2011	0.014				
10/29/2011		0.045	0.026		
5/3/2012					0.021
5/4/2012	0.017	0.051	0.032	0.055	
11/10/2012	0.014 (V)	0.048 (V)	0.028 (V)		
11/11/2012				0.05 (V)	0.028 (V)
5/9/2013	0.016	0.048	0.03		0.026
5/10/2013				0.12	
11/6/2013	0.016				0.026
11/7/2013		0.049	0.031	0.044	
5/21/2014		0.048	0.029	0.037	0.023
5/22/2014	0.016				
11/9/2014	0.018	0.053			
11/12/2014			0.031		0.038
11/13/2014				0.085	
5/23/2015				0.054	0.021
5/24/2015	0.11	0.061	0.039		
11/11/2015	0.12	0.063	0.032	0.059	
11/12/2015					0.02
4/12/2016		0.0626			
4/13/2016			0.0328 (D)		0.0164 (D)
4/19/2016	0.099			0.0415	
6/20/2016		0.057	0.03		
6/22/2016	0.074				0.0238
8/12/2016		0.053			
8/15/2016			0.033		0.02
8/16/2016	0.045				
10/6/2016	0.046	0.053	0.032		0.021
10/10/2016				0.034	
11/30/2016		0.06			
12/1/2016	0.046		0.034	0.037	0.025
2/8/2017					0.017
2/9/2017	0.055	0.054	0.032	0.043	
4/6/2017	0.057	0.055			0.019
4/7/2017			0.031	0.019	
6/21/2017	0.062	0.063		0.017	0.026
6/22/2017			0.035		
8/15/2017				0.021	
9/1/2017				0.02	
10/5/2017	0.052				0.022

Time Series

Constituent: Barium, Total (mg/L) Analysis Run 6/24/2024 1:09 PM

Plant Scherer Client: Southern Company Data: Scherer Cell 1-CCR

	GWC-5	GWC-6	GWC-7	GWC-8A	GWC-9
10/6/2017		0.054	0.034		
10/9/2017				0.019	
3/21/2018		0.056			<0.021 (X)
3/22/2018	0.048		0.035	0.019	
10/2/2018					0.023
10/3/2018	0.036	0.051			
10/4/2018			0.031	0.012	
3/26/2019		0.052			
3/27/2019	0.038		0.033	0.025	0.018
9/11/2019	0.039	0.059	0.035	0.022	0.028
3/18/2020	0.04	0.05		0.043	0.013
3/19/2020			0.036		
9/9/2020	0.033			0.053	0.025
9/10/2020		0.056	0.039		
4/1/2021	0.04		0.036		0.018
4/5/2021		0.054		0.045	
8/11/2021		0.054	0.036		
8/12/2021	0.036			0.026	0.023
2/15/2022	0.038	0.057	0.035	0.048	0.023
8/25/2022	0.031	0.055	0.035	0.03	0.04
2/27/2023		0.052	0.036	0.055	0.025
2/28/2023	0.038				
8/8/2023	0.031	0.046	0.034	0.051	0.027
2/29/2024	0.042	0.06	0.041	0.042	
3/1/2024					0.026

ND substitution: RL or RL/2 if <15% NDs.

Time Series

Constituent: Beryllium, Total (mg/L) Analysis Run 6/24/2024 1:09 PM

Plant Scherer Client: Southern Company Data: Scherer Cell 1-CCR

	GWA-15 (bg)	GWA-16 (bg)	GWA-17 (bg)	GWC-1	GWC-10
5/8/2010			<0.0025		
5/9/2010	<0.0025	<0.0025			
5/10/2010					<0.0025
5/11/2010				<0.0025	
6/16/2010		<0.0025	<0.0025		<0.0025
6/17/2010				<0.0025	
6/18/2010	<0.0025				
7/26/2010			<0.0025		
7/27/2010		<0.0025		<0.0025	
7/28/2010	<0.0025				<0.0025
9/7/2010		<0.0025	<0.0025		
9/8/2010					<0.0025
9/9/2010	<0.0025			<0.0025	
4/28/2011				<0.0025	
4/29/2011		<0.0025	<0.0025		<0.0025
4/30/2011	<0.0025				
10/27/2011					<0.0025
10/28/2011	<0.0025	<0.0025	<0.0025		
10/29/2011				<0.0025	
5/2/2012	<0.0025	<0.0025	<0.0025		
5/3/2012				<0.0025	
5/4/2012					<0.0025
11/9/2012	<0.0025	<0.0025	0.0021	<0.0025	
11/11/2012					<0.0025
5/8/2013	<0.0025	<0.0025	<0.0025		
5/9/2013				<0.0025	<0.0025
11/5/2013	<0.0025			<0.0025	<0.0025
11/6/2013		<0.0025	<0.0025		
5/20/2014	<0.0025	<0.0025	<0.0025		
5/21/2014					<0.0025
5/23/2014				<0.0025	
11/8/2014		<0.0025	<0.0025		
11/12/2014	<0.0025				<0.0025
11/13/2014				<0.0025	
5/22/2015	<0.0025	<0.0025	<0.0025		
5/23/2015				<0.0025	<0.0025
11/9/2015		<0.0025	<0.0025		
11/11/2015	<0.0025			<0.0025	
11/12/2015					<0.0025
4/6/2016	<0.0025	<0.0025	<0.0025		
4/12/2016				<0.0025	
4/13/2016					<0.0025 (D)
6/15/2016	<0.0025	<0.0025	<0.0025		
6/16/2016				<0.0025	
6/21/2016					<0.0025
8/10/2016	<0.0025	<0.0025	<0.0025		
8/11/2016				<0.0025	
8/15/2016					<0.0025
10/4/2016	<0.0025	<0.0025		<0.0025	
10/5/2016			<0.0025		<0.0025
11/29/2016		<0.0025	<0.0025		
11/30/2016	<0.0025			<0.0025	

ND substitution: RL or RL/2 if <15% NDs.

Time Series

Constituent: Beryllium, Total (mg/L) Analysis Run 6/24/2024 1:09 PM

Plant Scherer Client: Southern Company Data: Scherer Cell 1-CCR

	GWA-15 (bg)	GWA-16 (bg)	GWA-17 (bg)	GWC-1	GWC-10
12/1/2016					<0.0025
2/7/2017	<0.0025	<0.0025	<0.0025	<0.0025	
2/8/2017					<0.0025
4/4/2017	<0.0025	<0.0025	<0.0025		
4/5/2017				<0.0025	
4/6/2017					<0.0025
6/20/2017	<0.0025	<0.0025	<0.0025	<0.0025	
6/21/2017					<0.0025
10/4/2017	<0.0025			<0.0025	
10/5/2017		<0.0025	<0.0025		<0.0025
3/20/2018	<0.0025 (D)	<0.0025	<0.0025	<0.0025	
3/21/2018					<0.0025
10/2/2018	<0.0025	<0.0025	<0.0025	<0.0025	<0.0025
3/26/2019	<0.0025	<0.0025	<0.0025	<0.0025	
3/27/2019					<0.0025
9/10/2019	<0.0025	<0.0025	<0.0025	<0.0025	
9/11/2019					<0.0025
3/18/2020	<0.0025	<0.0025	<0.0025	<0.0025	<0.0025
9/9/2020	<0.0025	<0.0025	<0.0025	<0.0025	<0.0025
4/1/2021	<0.0025	<0.0025	<0.0025	<0.0025	<0.0025
8/11/2021	<0.0025	<0.0025	<0.0025		
8/17/2021					<0.0025
8/18/2021				<0.0025	
2/15/2022	<0.0025	<0.0025	<0.0025	<0.0025	<0.0025
8/24/2022			<0.0025	<0.0025	
8/25/2022	<0.0025	<0.0025			<0.0025
2/21/2023					<0.0025
2/27/2023				<0.0025	
2/28/2023	<0.0025	<0.0025	<0.0025		
8/3/2023	<0.0025	<0.0025	<0.0025		
8/9/2023				<0.0025	<0.0025
2/28/2024		<0.0025	<0.0025		
3/1/2024				<0.0025	<0.0025
3/4/2024	<0.0025				

ND substitution: RL or RL/2 if <15% NDs.

Time Series

Constituent: Beryllium, Total (mg/L) Analysis Run 6/24/2024 1:09 PM

Plant Scherer Client: Southern Company Data: Scherer Cell 1-CCR

	GWC-11	GWC-12	GWC-13	GWC-14	GWC-18
5/9/2010		<0.0025	<0.0025	<0.0025	
5/10/2010	<0.0025				<0.0025
6/16/2010	<0.0025				<0.0025
6/18/2010		<0.0025	<0.0025	<0.0025	
7/26/2010					<0.0025
7/27/2010	<0.0025	<0.0025			
7/28/2010				<0.0025	
7/29/2010			<0.0025		
9/7/2010					<0.0025
9/8/2010	<0.0025	<0.0025			
9/9/2010			<0.0025	<0.0025	
4/26/2011			<0.0025		
4/29/2011	<0.0025	<0.0025			<0.0025
4/30/2011				<0.0025	
10/27/2011	<0.0025				
10/28/2011		<0.0025	<0.0025	<0.0025	<0.0025
5/2/2012					<0.0025
5/3/2012		<0.0025		<0.0025	
5/4/2012	<0.0025		<0.0025		
11/9/2012					<0.0025
11/10/2012	<0.0025	<0.0025		<0.0025	
11/11/2012			<0.0025		
5/8/2013			<0.0025	<0.0025	<0.0025
5/9/2013	<0.0025	<0.0025			
11/5/2013				<0.0025	
11/6/2013	<0.0025	<0.0025			<0.0025
11/7/2013			<0.0025		
5/20/2014	<0.0025	<0.0025	<0.0025	<0.0025	
5/23/2014					<0.0025
11/8/2014					<0.0025
11/12/2014	<0.0025	<0.0025	<0.0025	<0.0025	
5/22/2015					<0.0025
5/23/2015		<0.0025			
5/24/2015	<0.0025		<0.0025	<0.0025	
11/10/2015					<0.0025
11/11/2015				<0.0025	
11/12/2015	<0.0025	<0.0025	<0.0025		
4/11/2016					<0.0025
4/13/2016	<0.0025 (D)	<0.0025 (D)	<0.0025 (D)	<0.0025 (D)	
6/16/2016					<0.0025
6/21/2016	<0.0025	<0.0025	<0.0025	<0.0025	
8/11/2016					<0.0025
8/15/2016	<0.0025	<0.0025	<0.0025	<0.0025	
10/4/2016				<0.0025	
10/5/2016	<0.0025	<0.0025			<0.0025
10/7/2016			<0.0025		
11/29/2016					<0.0025
12/1/2016	<0.0025	<0.0025	<0.0025	<0.0025	
2/7/2017				<0.0025	
2/8/2017	<0.0025	<0.0025			<0.0025
2/9/2017			<0.0025		
4/5/2017		<0.0025			

ND substitution: RL or RL/2 if <15% NDs.

Time Series

Constituent: Beryllium, Total (mg/L) Analysis Run 6/24/2024 1:09 PM

Plant Scherer Client: Southern Company Data: Scherer Cell 1-CCR

	GWC-11	GWC-12	GWC-13	GWC-14	GWC-18
4/6/2017	<0.0025		<0.0025	<0.0025	<0.0025
6/20/2017	<0.0025	<0.0025		<0.0025	
6/21/2017					<0.0025
6/22/2017			<0.0025		
10/5/2017	<0.0025	<0.0025		<0.0025	<0.0025
10/6/2017			<0.0025		
3/20/2018				<0.0025	<0.0025
3/21/2018	<0.0025	<0.0025 (D)			
3/22/2018			<0.0025		
10/2/2018	<0.0025	<0.0025		<0.0025	<0.0025
10/3/2018			<0.0025		
3/26/2019		<0.0025	<0.0025	<0.0025	<0.0025
3/27/2019	<0.0025				
9/11/2019	<0.0025	<0.0025	<0.0025	<0.0025	<0.0025
3/18/2020	<0.0025	<0.0025	<0.0025	<0.0025	<0.0025
9/9/2020				<0.0025	<0.0025
9/10/2020	<0.0025	<0.0025	<0.0025		
4/1/2021	<0.0025	<0.0025		<0.0025	<0.0025
4/6/2021			<0.0025		
8/11/2021	<0.0025	<0.0025	<0.0025	<0.0025	<0.0025
2/16/2022	<0.0025	<0.0025	<0.0025	<0.0025	<0.0025
8/25/2022	<0.0025				<0.0025
8/26/2022		<0.0025	<0.0025	<0.0025	
2/27/2023	<0.0025	<0.0025	<0.0025	<0.0025	
2/28/2023					<0.0025
8/9/2023	<0.0025	<0.0025	<0.0025	<0.0025	<0.0025
2/29/2024	<0.0025	<0.0025			<0.0025
3/1/2024			<0.0025	<0.0025	

ND substitution: RL or RL/2 if <15% NDs.

Time Series

Constituent: Beryllium, Total (mg/L) Analysis Run 6/24/2024 1:09 PM

Plant Scherer Client: Southern Company Data: Scherer Cell 1-CCR

	GWC-19	GWC-2	GWC-20	GWC-3	GWC-4
5/11/2010	<0.0025	<0.0025	<0.0025	<0.0025	<0.0025
6/16/2010	<0.0025				
6/17/2010			<0.0025	<0.0025	<0.0025
6/19/2010		<0.0025			
7/27/2010	<0.0025	<0.0025	<0.0025		
7/28/2010				<0.0025	<0.0025
9/7/2010	<0.0025		<0.0025	<0.0025	
9/8/2010					<0.0025
9/9/2010		<0.0025			
4/28/2011		<0.0025			<0.0025
4/29/2011	<0.0025		<0.0025	<0.0025	
10/28/2011	<0.0025	<0.0025	<0.0025	<0.0025	
10/29/2011					<0.0025
5/2/2012	<0.0025				
5/3/2012		<0.0025	<0.0025	<0.0025	<0.0025
11/9/2012	<0.0025	<0.0025		<0.0025	
11/10/2012			<0.0025		<0.0025
5/9/2013	<0.0025	<0.0025	<0.0025		
5/10/2013				<0.0025	<0.0025
11/5/2013		<0.0025			
11/6/2013	<0.0025		<0.0025	<0.0025	<0.0025
5/22/2014	<0.0025	<0.0025	<0.0025	<0.0025	<0.0025
11/8/2014	<0.0025				
11/9/2014			<0.0025	<0.0025	<0.0025
11/13/2014		<0.0025			
5/22/2015				<0.0025	<0.0025
5/23/2015	<0.0025				
5/24/2015		<0.0025	<0.0025		
11/10/2015	<0.0025		<0.0025	<0.0025	
11/11/2015		<0.0025			<0.0025
4/11/2016	<0.0025				
4/12/2016		<0.0025	<0.0025	<0.0025 (D)	<0.0025
6/16/2016	<0.0025	<0.0025	<0.0025		
6/20/2016				<0.0025	<0.0025
8/11/2016	<0.0025	<0.0025	<0.0025		
8/12/2016				<0.0025	<0.0025
10/4/2016		<0.0025			
10/5/2016	<0.0025		<0.0025	<0.0025	
10/6/2016					<0.0025
11/29/2016	<0.0025				
11/30/2016		<0.0025	<0.0025	<0.0025	<0.0025
2/7/2017		<0.0025			
2/8/2017	<0.0025		<0.0025	<0.0025	<0.0025
4/5/2017	<0.0025				
4/6/2017		<0.0025	<0.0025	<0.0025	<0.0025
6/20/2017		<0.0025			
6/21/2017	<0.0025		<0.0025	<0.0025	
6/22/2017					<0.0025
10/4/2017		<0.0025			
10/5/2017	<0.0025		<0.0025	<0.0025	
10/6/2017					<0.0025
3/20/2018	<0.0025	<0.0025			

ND substitution: RL or RL/2 if <15% NDs.

Time Series

Constituent: Beryllium, Total (mg/L) Analysis Run 6/24/2024 1:09 PM

Plant Scherer Client: Southern Company Data: Scherer Cell 1-CCR

	GWC-19	GWC-2	GWC-20	GWC-3	GWC-4
3/21/2018			<0.0025	<0.0025	<0.0025
10/2/2018	<0.0025	<0.0025			
10/3/2018			<0.0025	<0.0025	<0.0025
3/26/2019	<0.0025	<0.0025	<0.0025	<0.0025	<0.0025
9/10/2019		<0.0025		<0.0025	<0.0025
9/12/2019	<0.0025		<0.0025		
3/18/2020		<0.0025		<0.0025	
3/19/2020	<0.0025		<0.0025		<0.0025
9/9/2020	<0.0025	<0.0025			
9/10/2020			<0.0025	<0.0025	<0.0025
4/1/2021		<0.0025			
4/2/2021					<0.0025
4/5/2021	<0.0025		<0.0025		
4/6/2021				<0.0025	
8/11/2021	<0.0025		<0.0025		
8/12/2021		<0.0025		<0.0025	<0.0025
2/15/2022		<0.0025		<0.0025	<0.0025
2/16/2022	<0.0025		<0.0025		
8/25/2022	<0.0025		<0.0025	<0.0025	<0.0025
8/26/2022		<0.0025			
2/27/2023		<0.0025			<0.0025
2/28/2023	<0.0025		<0.0025	<0.0025	
8/8/2023	<0.0025		<0.0025		<0.0025
8/9/2023		<0.0025		<0.0025	
2/29/2024	<0.0025				<0.0025
3/1/2024		<0.0025	<0.0025		
3/4/2024				<0.0025	

ND substitution: RL or RL/2 if <15% NDs.

Time Series

Constituent: Beryllium, Total (mg/L) Analysis Run 6/24/2024 1:09 PM

Plant Scherer Client: Southern Company Data: Scherer Cell 1-CCR

	GWC-5	GWC-6	GWC-7	GWC-8A	GWC-9
5/10/2010			<0.0025	<0.0025	<0.0025
5/11/2010	<0.0025	<0.0025			
6/16/2010					<0.0025
6/18/2010	<0.0025	<0.0025	<0.0025		
6/19/2010				<0.0025	
7/27/2010	<0.0025	<0.0025			<0.0025
7/28/2010			<0.0025	<0.0025	
9/8/2010				<0.0025	<0.0025
9/9/2010	<0.0025	<0.0025	<0.0025		
4/29/2011	<0.0025				<0.0025
4/30/2011		<0.0025	<0.0025	<0.0025	
10/27/2011				<0.0025	<0.0025
10/28/2011	<0.0025				
10/29/2011		<0.0025	<0.0025		
5/3/2012					<0.0025
5/4/2012	<0.0025	<0.0025	<0.0025	<0.0025	
11/10/2012	<0.0025	<0.0025	<0.0025		
11/11/2012				<0.0025	<0.0025
5/9/2013	<0.0025	<0.0025	<0.0025		<0.0025
5/10/2013				<0.0025	
11/6/2013	<0.0025				<0.0025
11/7/2013		<0.0025	<0.0025	<0.0025	
5/21/2014		<0.0025	<0.0025	<0.0025	<0.0025
5/22/2014	<0.0025				
11/9/2014	<0.0025	<0.0025			
11/12/2014			<0.0025		<0.0025
11/13/2014				<0.0025	
5/23/2015				<0.0025	<0.0025
5/24/2015	<0.0025	<0.0025	<0.0025		
11/11/2015	<0.0025	<0.0025	<0.0025	<0.0025	
11/12/2015					<0.0025
4/12/2016		<0.0025			
4/13/2016			<0.0025 (D)		<0.0025 (D)
4/19/2016	<0.0025			<0.0025	
6/20/2016		<0.0025	<0.0025		
6/22/2016	<0.0025				<0.0025
8/12/2016		<0.0025			
8/15/2016			<0.0025		<0.0025
8/16/2016	<0.0025				
10/6/2016	<0.0025	<0.0025	<0.0025		<0.0025
10/10/2016				<0.0025	
11/30/2016		<0.0025			
12/1/2016	<0.0025		<0.0025	<0.0025	<0.0025
2/8/2017					<0.0025
2/9/2017	<0.0025	<0.0025	<0.0025	<0.0025	
4/6/2017	<0.0025	<0.0025			<0.0025
4/7/2017			<0.0025	<0.0025	
6/21/2017	<0.0025	<0.0025		<0.0025	<0.0025
6/22/2017			<0.0025		
8/15/2017				<0.0025	
9/1/2017				<0.0025	
10/5/2017	<0.0025				<0.0025

ND substitution: RL or RL/2 if <15% NDs.

Time Series

Constituent: Beryllium, Total (mg/L) Analysis Run 6/24/2024 1:09 PM

Plant Scherer Client: Southern Company Data: Scherer Cell 1-CCR

	GWC-5	GWC-6	GWC-7	GWC-8A	GWC-9
10/6/2017		<0.0025	<0.0025		
10/9/2017				<0.0025	
3/21/2018		<0.0025			<0.0025
3/22/2018	<0.0025		<0.0025	<0.0025	
10/2/2018					<0.0025
10/3/2018	<0.0025	<0.0025			
10/4/2018			<0.0025	<0.0025	
3/26/2019		<0.0025			
3/27/2019	<0.0025		<0.0025	<0.0025	<0.0025
9/11/2019	<0.0025	<0.0025	<0.0025	<0.0025	<0.0025
3/18/2020	<0.0025	<0.0025		<0.0025	<0.0025
3/19/2020			<0.0025		
9/9/2020	<0.0025			<0.0025	<0.0025
9/10/2020		<0.0025	0.00018 (J)		
4/1/2021	<0.0025		<0.0025		<0.0025
4/5/2021		<0.0025		0.00038 (J)	
8/11/2021		<0.0025	<0.0025		
8/12/2021	0.00022 (J)			<0.0025	<0.0025
2/15/2022	<0.0025	<0.0025	<0.0025	<0.0025	<0.0025
8/25/2022	<0.0025	<0.0025	<0.0025	<0.0025	<0.0025
2/27/2023		<0.0025	<0.0025	<0.0025	<0.0025
2/28/2023	<0.0025				
8/8/2023	<0.0025	<0.0025	<0.0025	<0.0025	<0.0025
2/29/2024	<0.0025	<0.0025	<0.0025	<0.0025	
3/1/2024					<0.0025

ND substitution: RL or RL/2 if <15% NDs.

Time Series

Constituent: Boron (mg/L) Analysis Run 6/24/2024 1:09 PM

Plant Scherer Client: Southern Company Data: Scherer Cell 1-CCR

	GWA-15 (bg)	GWA-16 (bg)	GWA-17 (bg)	GWC-1	GWC-10
4/6/2016	<0.08	<0.08	<0.08		
4/12/2016				<0.08	
4/13/2016					<0.08 (D)
6/15/2016	<0.08	<0.08	0.0028 (J)		
6/16/2016				<0.08	
6/21/2016					<0.08
8/10/2016	<0.08	<0.08	<0.08		
8/11/2016				<0.08	
8/15/2016					<0.08
10/4/2016	<0.08	<0.08		<0.08	
10/5/2016			<0.08		<0.08
11/29/2016		<0.08	<0.08		
11/30/2016	<0.08			<0.08	
12/1/2016					<0.08
2/7/2017	<0.08	<0.08	<0.08	<0.08	
2/8/2017					<0.08
4/4/2017	<0.08	<0.08	<0.08		
4/5/2017				<0.08	
4/6/2017					<0.08
6/20/2017	<0.08	<0.08	<0.08	<0.08	
6/21/2017					<0.08
10/4/2017	<0.08			<0.08	
10/5/2017		<0.08	<0.08		<0.08
3/20/2018	<0.08 (D)	<0.08	<0.08	<0.08	
3/21/2018					<0.08
10/2/2018	<0.08	<0.08	<0.08	<0.08	<0.08
3/26/2019	<0.08	<0.08	<0.08	<0.08	
3/27/2019					<0.08
9/10/2019	<0.08	<0.08	<0.08	<0.08	
9/11/2019					<0.08
3/18/2020	<0.08	<0.08	<0.08	<0.08	<0.08
9/9/2020	<0.08	<0.08	<0.08	<0.08	<0.08
4/1/2021	<0.08	<0.08	<0.08	0.053 (J)	<0.08
8/11/2021	<0.08	<0.08	<0.08		
8/17/2021					<0.08
8/18/2021				<0.08	
2/15/2022	<0.08	<0.08	<0.08	<0.08	<0.08
8/24/2022			<0.08	<0.08	
8/25/2022	<0.08	<0.08			0.11
12/28/2022					0.098 (R)
2/21/2023					<0.08
2/27/2023				<0.08	
2/28/2023	<0.08	<0.08	<0.08		
8/3/2023	0.03 (J)	<0.08	<0.08		
8/9/2023				<0.08	<0.08
2/28/2024		<0.08	<0.08		
3/1/2024				<0.08	<0.08
3/4/2024	<0.08				

ND substitution: RL or RL/2 if <15% NDs.

Time Series

Constituent: Boron (mg/L) Analysis Run 6/24/2024 1:09 PM

Plant Scherer Client: Southern Company Data: Scherer Cell 1-CCR

	GWC-11	GWC-12	GWC-13	GWC-14	GWC-18
4/11/2016					<0.08
4/13/2016	<0.08 (D)	<0.08 (D)	<0.08 (D)	<0.08 (D)	
6/16/2016					<0.08
6/21/2016	<0.08	<0.08	<0.08	<0.08	
8/11/2016					<0.08
8/15/2016	<0.08	<0.08	<0.08	<0.08	
10/4/2016				<0.08	
10/5/2016	<0.08	<0.08			<0.08
10/7/2016			<0.08		
11/29/2016					<0.08
12/1/2016	<0.08	<0.08	<0.08	<0.08	
2/7/2017				<0.08	
2/8/2017	<0.08	<0.08			<0.08
2/9/2017			<0.08		
4/5/2017		<0.08			
4/6/2017	<0.08		<0.08	<0.08	<0.08
6/20/2017	<0.08	<0.08		<0.08	
6/21/2017					<0.08
6/22/2017			<0.08		
10/5/2017	<0.08	<0.08		<0.08	<0.08
10/6/2017			<0.08		
3/20/2018				<0.08	<0.08
3/21/2018	<0.08	<0.08 (D)			
3/22/2018			<0.08		
10/2/2018	<0.08	<0.08		<0.08	<0.08
10/3/2018			<0.08		
3/26/2019		<0.08	<0.08	<0.08	<0.08
3/27/2019	<0.08				
9/11/2019	<0.08	<0.08	<0.08	<0.08	<0.08
3/18/2020	<0.08	<0.08	<0.08	<0.08	<0.08
9/9/2020				<0.08	<0.08
9/10/2020	<0.08	<0.08	<0.08		
4/1/2021	<0.08	<0.08		<0.08	<0.08
4/6/2021			0.056 (J)		
8/11/2021	<0.08	<0.08	<0.08	<0.08	<0.08
2/16/2022	<0.08	<0.08	<0.08	<0.08	<0.08
8/25/2022	<0.08				<0.08
8/26/2022		<0.08	<0.08	<0.08	
2/27/2023	<0.08	<0.08	<0.08	<0.08	
2/28/2023					<0.08
8/9/2023	<0.08	<0.08	<0.08	<0.08	<0.08
2/29/2024	<0.08	0.024 (J)			<0.08
3/1/2024			<0.08	<0.08	

ND substitution: RL or RL/2 if <15% NDs.

Time Series

Constituent: Boron (mg/L) Analysis Run 6/24/2024 1:09 PM

Plant Scherer Client: Southern Company Data: Scherer Cell 1-CCR

	GWC-19	GWC-2	GWC-20	GWC-3	GWC-4
4/11/2016	<0.08				
4/12/2016		<0.08	<0.08	<0.08 (D)	<0.08
6/16/2016	<0.08	<0.08	<0.08		
6/20/2016				<0.08	<0.08
8/11/2016	<0.08	<0.08	<0.08		
8/12/2016				<0.08	<0.08
10/4/2016		<0.08			
10/5/2016	<0.08		<0.08	<0.08	
10/6/2016					<0.08
11/29/2016	<0.08				
11/30/2016		<0.08	<0.08	<0.08	<0.08
2/7/2017		<0.08			
2/8/2017	<0.08		<0.08	<0.08	<0.08
4/5/2017	<0.08				
4/6/2017		<0.08	<0.08	<0.08	<0.08
6/20/2017		<0.08			
6/21/2017	<0.08		<0.08	<0.08	
6/22/2017					<0.08
10/4/2017		<0.08			
10/5/2017	<0.08		<0.08	<0.08	
10/6/2017					<0.08
3/20/2018	<0.08	<0.08			
3/21/2018			<0.08	<0.08	<0.08
10/2/2018	<0.08	<0.08			
10/3/2018			<0.08	<0.08	<0.08
3/26/2019	<0.08	<0.08	<0.08	<0.08	<0.08
9/10/2019		<0.08		<0.08	<0.08
9/12/2019	<0.08		<0.08		
3/18/2020		<0.08		<0.08	
3/19/2020	<0.08		<0.08		<0.08
9/9/2020	<0.08	<0.08			
9/10/2020			<0.08	<0.08	<0.08
4/1/2021		<0.08			
4/2/2021					<0.08
4/5/2021	<0.08		<0.08		
4/6/2021				0.078 (J)	
8/11/2021	<0.08		<0.08		
8/12/2021		<0.08		<0.08	<0.08
2/15/2022		<0.08		<0.08	<0.08
2/16/2022	<0.08		<0.08		
8/25/2022	<0.08		0.12	<0.08	<0.08
8/26/2022		<0.08			
12/28/2022			<0.08 (R)		
2/27/2023		<0.08			<0.08
2/28/2023	<0.08		<0.08	<0.08	
8/8/2023	<0.08		<0.08		<0.08
8/9/2023		<0.08		<0.08	
2/29/2024	<0.08				<0.08
3/1/2024		0.023 (J)	0.025 (J)		
3/4/2024				<0.08	

ND substitution: RL or RL/2 if <15% NDs.

Time Series

Constituent: Boron (mg/L) Analysis Run 6/24/2024 1:09 PM

Plant Scherer Client: Southern Company Data: Scherer Cell 1-CCR

	GWC-5	GWC-6	GWC-7	GWC-8A	GWC-9
4/12/2016		<0.08			
4/13/2016			<0.08 (D)		0.0774 (JD)
4/19/2016	<0.1			0.145	
6/20/2016		<0.08	<0.08		
6/22/2016	0.238				0.0663 (J)
8/12/2016		<0.08			
8/15/2016			<0.08		0.093
8/16/2016	0.39				
10/6/2016	0.34	<0.08	<0.08		0.096
10/10/2016				0.12	
11/30/2016		<0.08			
12/1/2016	0.37		<0.08	0.12	0.12
2/8/2017					0.094
2/9/2017	0.38	<0.08	<0.08	0.13	
4/6/2017	0.4	<0.08			0.11
4/7/2017			<0.08	0.21	
6/21/2017	0.39	<0.08		0.23	0.1
6/22/2017			<0.08		
8/15/2017				0.27	
9/1/2017				0.24	
10/5/2017	0.47				0.083
10/6/2017		<0.08	<0.08		
3/21/2018		<0.08			0.089
3/22/2018	0.48		<0.08	0.25	
10/2/2018					0.083
10/3/2018	0.47	<0.08			
10/4/2018			<0.08	0.21	
3/26/2019		<0.08			
3/27/2019	0.33		<0.08	0.16	0.067
9/11/2019	0.31	<0.08	<0.08	0.21	0.083
3/18/2020	0.26	<0.08		0.16	0.058 (J)
3/19/2020			<0.08		
9/9/2020	0.24			0.13	0.088
9/10/2020		<0.08	<0.08		
4/1/2021	0.23		<0.08		0.059 (J)
4/5/2021		0.042 (J)		0.18	
8/11/2021		0.057 (J)	0.056 (J)		
8/12/2021	0.19			0.23	0.1
2/15/2022	0.19	<0.08	<0.08	0.13	0.07 (J)
8/25/2022	0.19	<0.08	<0.08	0.18	0.13
2/27/2023		<0.08	<0.08	0.14	0.082
2/28/2023	0.19				
8/8/2023	0.15	<0.08	<0.08	0.14	0.087
2/29/2024	0.17	<0.08	<0.08	0.15	
3/1/2024					0.085

ND substitution: RL or RL/2 if <15% NDs.

Time Series

Constituent: Cadmium, Total (mg/L) Analysis Run 6/24/2024 1:09 PM

Plant Scherer Client: Southern Company Data: Scherer Cell 1-CCR

	GWA-15 (bg)	GWA-16 (bg)	GWA-17 (bg)	GWC-1	GWC-10
5/8/2010			<0.0025		
5/9/2010	<0.0025	<0.0025			
5/10/2010					<0.0025
5/11/2010				<0.0025	
6/16/2010		<0.0025	<0.0025		<0.0025
6/17/2010				<0.0025	
6/18/2010	<0.0025				
7/26/2010			<0.0025		
7/27/2010		<0.0025		<0.0025	
7/28/2010	<0.0025				<0.0025
9/7/2010		<0.0025	<0.0025		
9/8/2010					<0.0025
9/9/2010	<0.0025			<0.0025	
4/28/2011				<0.0025	
4/29/2011		<0.0025	<0.0025		<0.0025
4/30/2011	<0.0025				
10/27/2011					<0.0025
10/28/2011	<0.0025	<0.0025	<0.0025		
10/29/2011				<0.0025	
5/2/2012	<0.0025	<0.0025	<0.0025		
5/3/2012				<0.0025	
5/4/2012					<0.0025
11/9/2012	<0.0025	<0.0025	<0.0025	<0.0025	
11/11/2012					<0.0025
5/8/2013	<0.0025	<0.0025	<0.0025		
5/9/2013				<0.0025	<0.0025
11/5/2013	<0.0025			<0.0025	<0.0025
11/6/2013		<0.0025	<0.0025		
5/20/2014	<0.0025	<0.0025	<0.0025		
5/21/2014					<0.0025
5/23/2014				<0.0025	
11/8/2014		<0.0025	<0.0025		
11/12/2014	<0.0025				<0.0025
11/13/2014				<0.0025	
5/22/2015	<0.0025	<0.0025	<0.0025		
5/23/2015				<0.0025	<0.0025
11/9/2015		<0.0025	<0.0025		
11/11/2015	<0.0025			<0.0025	
11/12/2015					<0.0025
4/6/2016	<0.0025	<0.0025	<0.0025		
4/12/2016				<0.0025	
4/13/2016					<0.0025 (D)
6/15/2016	<0.0025	<0.0025	<0.0025		
6/16/2016				<0.0025	
6/21/2016					<0.0025
8/10/2016	<0.0025	<0.0025	<0.0025		
8/11/2016				<0.0025	
8/15/2016					<0.0025
10/4/2016	<0.0025	<0.0025		<0.0025	
10/5/2016			<0.0025		<0.0025
11/29/2016		<0.0025	<0.0025		
11/30/2016	<0.0025			<0.0025	

ND substitution: RL or RL/2 if <15% NDs.

Time Series

Constituent: Cadmium, Total (mg/L) Analysis Run 6/24/2024 1:09 PM

Plant Scherer Client: Southern Company Data: Scherer Cell 1-CCR

	GWA-15 (bg)	GWA-16 (bg)	GWA-17 (bg)	GWC-1	GWC-10
12/1/2016					<0.0025
2/7/2017	<0.0025	<0.0025	<0.0025	<0.0025	
2/8/2017					<0.0025
4/4/2017	<0.0025	<0.0025	<0.0025		
4/5/2017				<0.0025	
4/6/2017					<0.0025
6/20/2017	<0.0025	<0.0025	<0.0025	<0.0025	
6/21/2017					<0.0025
10/4/2017	<0.0025			<0.0025	
10/5/2017		<0.0025	<0.0025		<0.0025
3/20/2018	<0.0025 (D)	<0.0025	<0.0025	<0.0025	
3/21/2018					<0.0025
10/2/2018	<0.0025	<0.0025	<0.0025	<0.0025	<0.0025
3/26/2019	<0.0025	<0.0025	<0.0025	<0.0025	
3/27/2019					<0.0025
9/10/2019	<0.0025	<0.0025	0.00013 (J)	<0.0025	
9/11/2019					<0.0025
3/18/2020	<0.0025	<0.0025	<0.0025	<0.0025	<0.0025
9/9/2020	<0.0025	<0.0025	<0.0025	<0.0025	<0.0025
4/1/2021	<0.0025	<0.0025	<0.0025	<0.0025	<0.0025
8/11/2021	<0.0025	<0.0025	<0.0025		
8/17/2021					<0.0025
8/18/2021				<0.0025	
2/15/2022	<0.0025	<0.0025	<0.0025	<0.0025	<0.0025
8/24/2022			<0.0025	<0.0025	
8/25/2022	<0.0025	<0.0025			<0.0025
2/21/2023					<0.0025
2/27/2023				<0.0025	
2/28/2023	<0.0025	<0.0025	<0.0025		
8/3/2023	<0.0025	<0.0025	<0.0025		
8/9/2023				<0.0025	<0.0025
2/28/2024		<0.0025	<0.0025		
3/1/2024				<0.0025	<0.0025
3/4/2024	<0.0025				

ND substitution: RL or RL/2 if <15% NDs.

Time Series

Constituent: Cadmium, Total (mg/L) Analysis Run 6/24/2024 1:09 PM

Plant Scherer Client: Southern Company Data: Scherer Cell 1-CCR

	GWC-11	GWC-12	GWC-13	GWC-14	GWC-18
5/9/2010		<0.0025	<0.0025	<0.0025	
5/10/2010	<0.0025				<0.0025
6/16/2010	<0.0025				<0.0025
6/18/2010		<0.0025	<0.0025	<0.0025	
7/26/2010					<0.0025
7/27/2010	<0.0025	<0.0025			
7/28/2010				<0.0025	
7/29/2010			<0.0025		
9/7/2010					<0.0025
9/8/2010	<0.0025	<0.0025			
9/9/2010			<0.0025	<0.0025	
4/26/2011			<0.0025		
4/29/2011	<0.0025	<0.0025			<0.0025
4/30/2011				<0.0025	
10/27/2011	<0.0025				
10/28/2011		<0.0025	<0.0025	<0.0025	<0.0025
5/2/2012					<0.0025
5/3/2012		<0.0025		<0.0025	
5/4/2012	<0.0025		<0.0025		
11/9/2012					<0.0025
11/10/2012	<0.0025	<0.0025		<0.0025	
11/11/2012			<0.0025		
5/8/2013			<0.0025	<0.0025	<0.0025
5/9/2013	<0.0025	<0.0025			
11/5/2013				<0.0025	
11/6/2013	<0.0025	<0.0025			<0.0025
11/7/2013			<0.0025		
5/20/2014	<0.0025	<0.0025	<0.0025	<0.0025	
5/23/2014					<0.0025
11/8/2014					<0.0025
11/12/2014	<0.0025	<0.0025	<0.0025	<0.0025	
5/22/2015					<0.0025
5/23/2015		<0.0025			
5/24/2015	<0.0025		<0.0025	<0.0025	
11/10/2015					<0.0025
11/11/2015				<0.0025	
11/12/2015	<0.0025	<0.0025	<0.0025		
4/11/2016					<0.0025
4/13/2016	<0.0025 (D)	<0.0025 (D)	<0.0025 (D)	<0.0025 (D)	
6/16/2016					<0.0025
6/21/2016	<0.0025	<0.0025	<0.0025	<0.0025	
8/11/2016					<0.0025
8/15/2016	<0.0025	<0.0025	<0.0025	<0.0025	
10/4/2016				<0.0025	
10/5/2016	<0.0025	<0.0025			<0.0025
10/7/2016			<0.0025		
11/29/2016					<0.0025
12/1/2016	<0.0025	<0.0025	<0.0025	<0.0025	
2/7/2017				<0.0025	
2/8/2017	<0.0025	<0.0025			<0.0025
2/9/2017			<0.0025		
4/5/2017		<0.0025			

ND substitution: RL or RL/2 if <15% NDs.

Time Series

Constituent: Cadmium, Total (mg/L) Analysis Run 6/24/2024 1:09 PM

Plant Scherer Client: Southern Company Data: Scherer Cell 1-CCR

	GWC-11	GWC-12	GWC-13	GWC-14	GWC-18
4/6/2017	<0.0025		<0.0025	<0.0025	<0.0025
6/20/2017	<0.0025	<0.0025		<0.0025	
6/21/2017					<0.0025
6/22/2017			<0.0025		
10/5/2017	<0.0025	<0.0025		<0.0025	<0.0025
10/6/2017			<0.0025		
3/20/2018				<0.0025	<0.0025
3/21/2018	<0.0025	<0.0025 (D)			
3/22/2018			<0.0025		
10/2/2018	<0.0025	<0.0025		<0.0025	<0.0025
10/3/2018			<0.0025		
3/26/2019		<0.0025	<0.0025	<0.0025	<0.0025
3/27/2019	<0.0025				
9/11/2019	<0.0025	<0.0025	<0.0025	<0.0025	<0.0025
3/18/2020	<0.0025	<0.0025	<0.0025	<0.0025	<0.0025
9/9/2020				<0.0025	<0.0025
9/10/2020	0.001 (J)	<0.0025	<0.0025		
4/1/2021	<0.0025	<0.0025		<0.0025	<0.0025
4/6/2021			<0.0025		
8/11/2021	<0.0025	<0.0025	<0.0025	<0.0025	<0.0025
2/16/2022	<0.0025	<0.0025	<0.0025	<0.0025	<0.0025
8/25/2022	<0.0025				<0.0025
8/26/2022		<0.0025	<0.0025	<0.0025	
2/27/2023	<0.0025	<0.0025	<0.0025	<0.0025	
2/28/2023					<0.0025
8/9/2023	<0.0025	<0.0025	<0.0025	<0.0025	<0.0025
2/29/2024	<0.0025	<0.0025			<0.0025
3/1/2024			<0.0025	<0.0025	

ND substitution: RL or RL/2 if <15% NDs.

Time Series

Constituent: Cadmium, Total (mg/L) Analysis Run 6/24/2024 1:09 PM

Plant Scherer Client: Southern Company Data: Scherer Cell 1-CCR

	GWC-19	GWC-2	GWC-20	GWC-3	GWC-4
5/11/2010	<0.0025	<0.0025	<0.0025	<0.0025	<0.0025
6/16/2010	<0.0025				
6/17/2010			<0.0025	<0.0025	<0.0025
6/19/2010		<0.0025			
7/27/2010	<0.0025	<0.0025	<0.0025		
7/28/2010				<0.0025	<0.0025
9/7/2010	<0.0025		<0.0025	<0.0025	
9/8/2010					<0.0025
9/9/2010		<0.0025			
4/28/2011		<0.0025			<0.0025
4/29/2011	<0.0025		<0.0025	<0.0025	
10/28/2011	<0.0025	<0.0025	<0.0025	<0.0025	
10/29/2011					<0.0025
5/2/2012	<0.0025				
5/3/2012		<0.0025	<0.0025	<0.0025	<0.0025
11/9/2012	<0.0025	<0.0025		<0.0025	
11/10/2012			<0.0025		<0.0025
5/9/2013	<0.0025	<0.0025	<0.0025		
5/10/2013				<0.0025	<0.0025
11/5/2013		<0.0025			
11/6/2013	<0.0025		<0.0025	<0.0025	<0.0025
5/22/2014	<0.0025	<0.0025	<0.0025	<0.0025	<0.0025
11/8/2014	<0.0025				
11/9/2014			<0.0025	<0.0025	<0.0025
11/13/2014		<0.0025			
5/22/2015				<0.0025	<0.0025
5/23/2015	<0.0025				
5/24/2015		<0.0025	<0.0025		
11/10/2015	<0.0025		<0.0025	<0.0025	
11/11/2015		<0.0025			<0.0025
4/11/2016	<0.0025				
4/12/2016		<0.0025	<0.0025	<0.0025 (D)	<0.0025
6/16/2016	<0.0025	<0.0025	<0.0025		
6/20/2016				<0.0025	<0.0025
8/11/2016	<0.0025	<0.0025	<0.0025		
8/12/2016				<0.0025	<0.0025
10/4/2016		<0.0025			
10/5/2016	<0.0025		<0.0025	<0.0025	
10/6/2016					<0.0025
11/29/2016	<0.0025				
11/30/2016		<0.0025	<0.0025	<0.0025	<0.0025
2/7/2017		<0.0025			
2/8/2017	<0.0025		<0.0025	<0.0025	<0.0025
4/5/2017	<0.0025				
4/6/2017		<0.0025	<0.0025	<0.0025	<0.0025
6/20/2017		<0.0025			
6/21/2017	<0.0025		<0.0025	<0.0025	
6/22/2017					<0.0025
10/4/2017		<0.0025			
10/5/2017	<0.0025		<0.0025	<0.0025	
10/6/2017					<0.0025
3/20/2018	<0.0025	<0.0025			

ND substitution: RL or RL/2 if <15% NDs.

Time Series

Constituent: Cadmium, Total (mg/L) Analysis Run 6/24/2024 1:09 PM

Plant Scherer Client: Southern Company Data: Scherer Cell 1-CCR

	GWC-19	GWC-2	GWC-20	GWC-3	GWC-4
3/21/2018			<0.0025	<0.0025	<0.0025
10/2/2018	<0.0025	<0.0025			
10/3/2018			<0.0025	<0.0025	<0.0025
3/26/2019	<0.0025	<0.0025	<0.0025	<0.0025	<0.0025
9/10/2019		<0.0025		<0.0025	<0.0025
9/12/2019	<0.0025		<0.0025		
3/18/2020		<0.0025		<0.0025	
3/19/2020	<0.0025		<0.0025		<0.0025
9/9/2020	<0.0025	<0.0025			
9/10/2020			<0.0025	<0.0025	<0.0025
4/1/2021		0.00038 (J)			
4/2/2021					<0.0025
4/5/2021	<0.0025		<0.0025		
4/6/2021				<0.0025	
8/11/2021	<0.0025		<0.0025		
8/12/2021		<0.0025		<0.0025	<0.0025
2/15/2022		<0.0025		<0.0025	<0.0025
2/16/2022	<0.0025		<0.0025		
8/25/2022	<0.0025		<0.0025	<0.0025	<0.0025
8/26/2022		<0.0025			
2/27/2023		<0.0025			<0.0025
2/28/2023	<0.0025		<0.0025	<0.0025	
8/8/2023	<0.0025		<0.0025		<0.0025
8/9/2023		<0.0025		<0.0025	
2/29/2024	<0.0025				<0.0025
3/1/2024		<0.0025	<0.0025		
3/4/2024				<0.0025	

ND substitution: RL or RL/2 if <15% NDs.

Time Series

Constituent: Cadmium, Total (mg/L) Analysis Run 6/24/2024 1:09 PM

Plant Scherer Client: Southern Company Data: Scherer Cell 1-CCR

	GWC-5	GWC-6	GWC-7	GWC-8A	GWC-9
5/10/2010			<0.0025	<0.0025	<0.0025
5/11/2010	<0.0025	<0.0025			
6/16/2010					<0.0025
6/18/2010	<0.0025	<0.0025	<0.0025		
6/19/2010				<0.0025	
7/27/2010	<0.0025	<0.0025			<0.0025
7/28/2010			<0.0025	<0.0025	
9/8/2010				0.001	<0.0025
9/9/2010	<0.0025	<0.0025	<0.0025		
4/29/2011	<0.0025				<0.0025
4/30/2011		<0.0025	<0.0025	0.0014	
10/27/2011				0.0011	<0.0025
10/28/2011	<0.0025				
10/29/2011		<0.0025	<0.0025		
5/3/2012					<0.0025
5/4/2012	<0.0025	<0.0025	<0.0025	<0.0025	
11/10/2012	<0.0025	<0.0025	<0.0025		
11/11/2012				<0.0025	<0.0025
5/9/2013	<0.0025	<0.0025	<0.0025		<0.0025
5/10/2013				0.0016	
11/6/2013	<0.0025				<0.0025
11/7/2013		<0.0025	<0.0025	0.001	
5/21/2014		<0.0025	<0.0025	<0.0025	<0.0025
5/22/2014	<0.0025				
11/9/2014	<0.0025	<0.0025			
11/12/2014			<0.0025		<0.0025
11/13/2014				<0.0025	
5/23/2015				<0.0025	<0.0025
5/24/2015	<0.0025	<0.0025	<0.0025		
11/11/2015	<0.0025	<0.0025	<0.0025	<0.0025	
11/12/2015					<0.0025
4/12/2016		<0.0025			
4/13/2016			<0.0025 (D)		<0.0025 (D)
4/19/2016	<0.0025			0.000379 (J)	
6/20/2016		<0.0025	<0.0025		
6/22/2016	<0.0025				<0.0025
8/12/2016		<0.0025			
8/15/2016			<0.0025		<0.0025
8/16/2016	<0.0025				
10/6/2016	<0.0025	<0.0025	<0.0025		<0.0025
10/10/2016				<0.0025	
11/30/2016		<0.0025			
12/1/2016	<0.0025		<0.0025	<0.0025	<0.0025
2/8/2017					<0.0025
2/9/2017	<0.0025	<0.0025	<0.0025	0.00037 (J)	
4/6/2017	<0.0025	<0.0025			<0.0025
4/7/2017			<0.0025	<0.0025	
6/21/2017	<0.0025	<0.0025		<0.0025	<0.0025
6/22/2017			<0.0025		
8/15/2017				<0.0025	
9/1/2017				<0.0025	
10/5/2017	<0.0025				<0.0025

ND substitution: RL or RL/2 if <15% NDs.

Time Series

Constituent: Cadmium, Total (mg/L) Analysis Run 6/24/2024 1:09 PM

Plant Scherer Client: Southern Company Data: Scherer Cell 1-CCR

	GWC-5	GWC-6	GWC-7	GWC-8A	GWC-9
10/6/2017		<0.0025	<0.0025		
10/9/2017				<0.0025	
3/21/2018		<0.0025			<0.0025
3/22/2018	<0.0025		<0.0025	<0.0025	
10/2/2018					<0.0025
10/3/2018	<0.0025	<0.0025			
10/4/2018			<0.0025	<0.0025	
3/26/2019		<0.0025			
3/27/2019	<0.0025		<0.0025	<0.0025	<0.0025
9/11/2019	<0.0025	<0.0025	<0.0025	<0.0025	<0.0025
3/18/2020	<0.0025	<0.0025		<0.0025	<0.0025
3/19/2020			<0.0025		
9/9/2020	<0.0025			<0.0025	<0.0025
9/10/2020		<0.0025	<0.0025		
4/1/2021	<0.0025		<0.0025		<0.0025
4/5/2021		<0.0025		0.0003 (J)	
8/11/2021		<0.0025	<0.0025		
8/12/2021	<0.0025			<0.0025	<0.0025
2/15/2022	<0.0025	<0.0025	<0.0025	<0.0025	<0.0025
8/25/2022	<0.0025	<0.0025	<0.0025	<0.0025	<0.0025
2/27/2023		<0.0025	<0.0025	<0.0025	<0.0025
2/28/2023	<0.0025				
8/8/2023	<0.0025	<0.0025	<0.0025	<0.0025	<0.0025
2/29/2024	<0.0025	<0.0025	<0.0025	<0.0025	
3/1/2024					<0.0025

ND substitution: RL or RL/2 if <15% NDs.

Time Series

Constituent: Calcium (mg/L) Analysis Run 6/24/2024 1:09 PM

Plant Scherer Client: Southern Company Data: Scherer Cell 1-CCR

	GWA-15 (bg)	GWA-16 (bg)	GWA-17 (bg)	GWC-1	GWC-10
4/6/2016	3.62	12.1	6.58		
4/12/2016				17.1	
4/13/2016					15.6 (D)
6/15/2016	4.5	11.8	6.9		
6/16/2016				19.8	
6/21/2016					14.4
8/10/2016	3.8	10	5.5		
8/11/2016				15	
8/15/2016					14
10/4/2016	5.3	14		17	
10/5/2016			6.8		17
11/29/2016		10	4.8		
11/30/2016	4.7			16	
12/1/2016					15
2/7/2017	3.8	12	7.8	17	
2/8/2017					17
4/4/2017	3.8	11	6.4		
4/5/2017				16	
4/6/2017					16
6/20/2017	4.1	11	7	17	
6/21/2017					16 (D)
10/4/2017	4.6			19	
10/5/2017		13	6.6		19
3/20/2018	4.2 (D)	12	6.6	18	
3/21/2018					17
10/2/2018	4.2	11	5.8	16	17
3/26/2019	4	11	6.7	16	
3/27/2019					16
9/10/2019	4.8	12	7.5	17	
9/11/2019					18
3/18/2020	3.8	12	7.3	19	20
9/9/2020	4	11	7.3	17	20
4/1/2021	4	12	7.8	18	19
8/11/2021	4.1	11	7.3		
8/17/2021					18
8/18/2021				18	
2/15/2022	3.6	10	7.1	16	17
8/24/2022			8.9	17	
8/25/2022	4.9	13			20
2/21/2023					20
2/27/2023				19	
2/28/2023	4.1	13	8.7		
8/3/2023	4.7	13	8.3		
8/9/2023				18	18
2/28/2024		15	9		
3/1/2024				18	20
3/4/2024	3.8				

Time Series

Constituent: Calcium (mg/L) Analysis Run 6/24/2024 1:09 PM

Plant Scherer Client: Southern Company Data: Scherer Cell 1-CCR

	GWC-11	GWC-12	GWC-13	GWC-14	GWC-18
4/11/2016					10.5
4/13/2016	12.8 (D)	1.18 (D)	5.71 (D)	6.55 (D)	
6/16/2016					11.6
6/21/2016	11.6	1.12	5.54	6.04	
8/11/2016					10
8/15/2016	11	0.95	5.8	5.9	
10/4/2016				6.6	
10/5/2016	14	1			11
10/7/2016			6.1		
11/29/2016					9.6
12/1/2016	12	0.92	5.8	5.4	
2/7/2017				6.1	
2/8/2017	13	1.2			10
2/9/2017			6.3		
4/5/2017		1.1			
4/6/2017	12		5.8	6.1	9.7
6/20/2017	13	0.96		6.6	
6/21/2017					9.7 (D)
6/22/2017			6.4 (D)		
10/5/2017	14	1.1		7.2	11
10/6/2017			7.4		
3/20/2018				6.6	11
3/21/2018	13	1.3 (D)			
3/22/2018			6.8		
10/2/2018	12	0.86		6.5	9.6
10/3/2018			6.4		
3/26/2019		1.1	6.3	6.4	9.6
3/27/2019	12				
9/11/2019	13	0.94	7	7.3	10
3/18/2020	14	1.6	9.3	6.9	11
9/9/2020				6.5	10
9/10/2020	13	1.1	6.7		
4/1/2021	13	1.2		6.2	11
4/6/2021			7.4		
8/11/2021	13	1	6.7	6.9	10
2/16/2022	12	1.1	6.7	6.3	9.7
8/25/2022	14				11
8/26/2022		0.99	7.5	7	
2/27/2023	14	1.2	8.1	7.3	
2/28/2023					11
8/9/2023	14	1.1	7.7	7.2	11
2/29/2024	14	1.4			11
3/1/2024			7.6	7.6	

Time Series

Constituent: Calcium (mg/L) Analysis Run 6/24/2024 1:09 PM

Plant Scherer Client: Southern Company Data: Scherer Cell 1-CCR

	GWC-19	GWC-2	GWC-20	GWC-3	GWC-4
4/11/2016	10.4				
4/12/2016		17	13.5	8.52 (D)	11
6/16/2016	12.2	19.7	15		
6/20/2016				7.7	10.1
8/11/2016	9.5	15	12		
8/12/2016				7.3	9.9
10/4/2016		18			
10/5/2016	11		14	8.4	
10/6/2016					12
11/29/2016	9.8				
11/30/2016		16	12	8	11
2/7/2017		18			
2/8/2017	10		14	9.3	13
4/5/2017	10				
4/6/2017		16	13	8.1	12
6/20/2017		17			
6/21/2017	10 (D)		13 (D)	9.2 (D)	
6/22/2017					13 (D)
10/4/2017		19			
10/5/2017	12		15	10	
10/6/2017					15
3/20/2018	12	18			
3/21/2018			14	9.3	15
10/2/2018	11	16			
10/3/2018			13	7.5	13
3/26/2019	11	17	12	7.3	13
9/10/2019		18		6.6	12
9/12/2019	14		14		
3/18/2020		18		5.9	
3/19/2020	14		14		14
9/9/2020	15	17			
9/10/2020			13	6.3	13
4/1/2021		17			
4/2/2021					15
4/5/2021	15		14		
4/6/2021				7.4	
8/11/2021			14		
8/12/2021		17		6.6	13
10/7/2021	17				
2/15/2022		16		6	15
2/16/2022	15		13		
8/25/2022	18		15	5.5	17
8/26/2022		18			
12/28/2022	19 (R)				20 (R)
2/27/2023		19			26
2/28/2023	18		16	5.9	
8/8/2023	18		16		25
8/9/2023		18		6.7	
2/29/2024	19				31
3/1/2024		18	17		
3/4/2024				8.9	

Time Series

Constituent: Calcium (mg/L) Analysis Run 6/24/2024 1:09 PM

Plant Scherer Client: Southern Company Data: Scherer Cell 1-CCR

	GWC-5	GWC-6	GWC-7	GWC-8A	GWC-9
4/12/2016		17.8			
4/13/2016			14 (D)		18 (D)
4/19/2016	198			20	
6/20/2016		19.5	13.8		
6/22/2016	132				16.7
8/12/2016		17			
8/15/2016			13		16
8/16/2016	94				
10/6/2016	100	19	14		17
10/10/2016				19	
11/30/2016		19			
12/1/2016	100		13	18	17
2/8/2017					18
2/9/2017	120	18	14	20	
4/6/2017	140	18			17
4/7/2017			14	27	
6/21/2017	160 (D)	19 (D)		27 (D)	17 (D)
6/22/2017			14 (D)		
8/15/2017				29	
9/1/2017				32	
10/5/2017	130				19
10/6/2017		19	16		
3/21/2018		19			19
3/22/2018	130		15	30	
10/2/2018					16
10/3/2018	88	16			
10/4/2018			13	37	
3/26/2019		16			
3/27/2019	75		14	47	16
9/11/2019	46	19	14	37	17
3/18/2020	61	15		53	16
3/19/2020			15		
9/9/2020	35			64	16
9/10/2020		16	15		
4/1/2021	40		15		16
4/5/2021		16		52	
8/11/2021		16	14		
8/12/2021	46			37	18
2/15/2022	36	15	13	49	16
8/25/2022	37	19	16	39	21
12/28/2022					18 (R)
2/27/2023		17	16	64	20
2/28/2023	34				
8/8/2023	30	15	15	53	18
2/29/2024	30	20	17	49	
3/1/2024					20
5/7/2024			17 (R)		
5/20/2024		14 (R)			

Time Series

Constituent: Chloride (mg/L) Analysis Run 6/24/2024 1:09 PM

Plant Scherer Client: Southern Company Data: Scherer Cell 1-CCR

	GWA-15 (bg)	GWA-16 (bg)	GWA-17 (bg)	GWC-1	GWC-10
4/6/2016	5.342	1.789	1.69		
4/12/2016				4.32	
4/13/2016					2.04 (D)
6/15/2016	5.2	2.1	1.9		
6/16/2016				3.8	
6/21/2016					2.2
8/10/2016	5.5	1.8	1.7		
8/11/2016				4	
8/15/2016					2.2
10/4/2016	5.4	1.7		3.6	
10/5/2016			1.6		2.1
11/29/2016		1.7	1.7		
11/30/2016	5.4			3.8	
12/1/2016					2.1
2/7/2017	5.1	1.6	1.6	4.3	
2/8/2017					2.3
4/4/2017	5.1	1.6	1.5		
4/5/2017				4.1	
4/6/2017					2.2
6/20/2017	5.2	1.6	1.5	3.9	
6/21/2017					2.3
10/4/2017	5.2			3.6	
10/5/2017		1.5	1.5		2.3
3/20/2018	5.6 (D)	1.5	1.4	3.9	
3/21/2018					2.3
10/2/2018	6.3	1.6	1.5	3.7	2.6
3/26/2019	5.5	1.5	1.3	3.6	
3/27/2019					2.4
9/10/2019	5.2	1.4	1.3	2.9	
9/11/2019					2.9
3/18/2020	5.4	1.7	2	4.2	4.1
9/9/2020	6.1	1.6	1.3	3.9	4.3
4/1/2021	7	1.8	1.5	4.2	4.4
8/11/2021	7.2	1.8	1.4		
8/17/2021					3.1
8/18/2021				4	
2/15/2022	6.5	1.6	1.4	4	4.6
8/24/2022			1.4	3.6	
8/25/2022	6.9	1.6			5
2/21/2023					4.3
2/27/2023				3.8	
2/28/2023	6.3	1.7	1.4		
8/3/2023	6.3	1.6	1.3		
8/9/2023				3.5	3.7
2/28/2024		1.6	1.4		
3/1/2024				4.2	5
3/4/2024	5.6				

Time Series

Constituent: Chloride (mg/L) Analysis Run 6/24/2024 1:09 PM

Plant Scherer Client: Southern Company Data: Scherer Cell 1-CCR

	GWC-11	GWC-12	GWC-13	GWC-14	GWC-18
4/11/2016					2.53
4/13/2016	1.78 (D)	1.8 (D)	1.82 (D)	2.71 (D)	
6/16/2016					2.5
6/21/2016	2	2	1.9	3	
8/11/2016					2.6
8/15/2016	1.9	1.8	1.6	3.1	
10/4/2016				3	
10/5/2016	1.8	1.7			2.5
10/7/2016			1.5		
11/29/2016					2.4
12/1/2016	1.8	1.7	1.4	3.1	
2/7/2017				2.9	
2/8/2017	1.8	1.7			2.5
2/9/2017			1.5		
4/5/2017		1.7			
4/6/2017	1.7		1.4	2.7	2.4
6/20/2017	1.7	1.6		2.9	
6/21/2017					2.4
6/22/2017			1.5		
10/5/2017	1.7	1.6		2.8	2.3
10/6/2017			1.3		
3/20/2018				2.7	2.3
3/21/2018	1.6	1.6 (D)			
3/22/2018			1.4		
10/2/2018	1.7	1.6		3	2.5
10/3/2018			1.5		
3/26/2019		1.7	1.6	2.5	2.7
3/27/2019	1.5				
9/11/2019	1.8	1.9	1.5	3.1	2.6
3/18/2020	1.9	2.1	1.6	3	2.7
9/9/2020				2.9	2.8
9/10/2020	1.9	1.8	1.7		
4/1/2021	1.9	2		3.8	2.8
4/6/2021			1.8		
8/11/2021	1.8	1.8	1.6	3.7	2.9
2/16/2022	1.7	1.9	1.5	3.2	2.7
8/25/2022	1.8				2.8
8/26/2022		1.7	1.5	3.3	
2/27/2023	1.8	1.9	1.5	3.5	
2/28/2023					2.8
8/9/2023	1.7	1.8	1.4	3.5	2.6
2/29/2024	2.2	2.3			3.2
3/1/2024			1.8	4.7	

Time Series

Constituent: Chloride (mg/L) Analysis Run 6/24/2024 1:09 PM

Plant Scherer Client: Southern Company Data: Scherer Cell 1-CCR

	GWC-19	GWC-2	GWC-20	GWC-3	GWC-4
4/11/2016	1.84				
4/12/2016		2.34	2.03	3.04 (D)	4.57
6/16/2016	1.9	2.4	2.2		
6/20/2016				3.1	3.1
8/11/2016	1.9	2.4	2.1		
8/16/2016				3.2	3.2
10/4/2016		2.2			
10/5/2016	1.7		1.9	3.2	
10/6/2016					3.4
11/29/2016	1.7				
11/30/2016		2.2	2	3.3	4.1
2/7/2017		2.1			
2/8/2017	1.7		2	3.5	7.2
4/5/2017	1.7				
4/6/2017		2.1	<1	3.4	7.4
6/20/2017		2.1			
6/21/2017	1.7		1.9	3.5	
6/22/2017					7.8
10/4/2017		2			
10/5/2017	1.6		1.9	3.5	
10/6/2017					9.1
3/20/2018	1.6	2			
3/21/2018			1.8	3.4	13
10/2/2018	1.7	2			
10/3/2018			2	3.5	13
3/26/2019	1.8	1.9	1.9	3	9.2
9/10/2019		1.7		2.5	5.1
9/12/2019	1.5		1.6		
3/18/2020		2.4		2.8	
3/19/2020	2.2		2.2		8.7
9/9/2020	2.4	2			
9/10/2020			2.1	2.7	9.7
4/1/2021		2.5			
4/2/2021					11
4/6/2021				2.9	
6/1/2021	2.6		2.1		
8/11/2021	2.8		2.1		
8/12/2021		2.5		3.3	12
2/15/2022		2.2		2.7	11
2/16/2022	2.4		2		
8/25/2022	2.4		2.1	3.2	11
8/26/2022		2.1			
2/27/2023		2.2			16
2/28/2023	2.6		2.2	3.1	
5/2/2023					24
8/8/2023	2.6		2.2		16
8/9/2023		2.1		3.2	
2/29/2024	3.1				21
3/1/2024		2.5	2.5		
3/4/2024				3	
5/20/2024					28 (R)

ND substitution: RL or RL/2 if <15% NDs.

Time Series

Constituent: Chloride (mg/L) Analysis Run 6/24/2024 1:09 PM

Plant Scherer Client: Southern Company Data: Scherer Cell 1-CCR

	GWC-5	GWC-6	GWC-7	GWC-8A	GWC-9
4/13/2016			1.68 (D)		3.64 (D)
4/19/2016	124 (o)			6.9	
6/20/2016		6.8	2		
6/22/2016	81				3.8
8/15/2016			1.8		3.7
8/16/2016	71	7.6			
10/6/2016	68	7.3	1.7		3.4
10/10/2016				7.2	
11/30/2016		7.1			
12/1/2016	74		1.7	7.1	4
2/8/2017					4
2/9/2017	76	5.8	1.7	7.2	
4/6/2017	92	5.7			4
4/7/2017			1.7	7.5	
6/21/2017	100	6.1		7.6	3.3
6/22/2017			1.6		
8/15/2017				7.8	
9/1/2017				7.6	
10/5/2017	67				3.3
10/6/2017		5.1	1.6		
3/21/2018		5.4			3.6
3/22/2018	74		1.6	7	
10/2/2018					3.1
10/3/2018	46	5.7			
10/4/2018			1.7	6.1	
3/26/2019		4.2			
3/27/2019	42		1.7	6.6	3
9/11/2019	19	7.2	2.1	7	3.4
3/18/2020	30	4		8.5	3.4
3/19/2020			2.1		
9/9/2020	8.7			11	3.2
9/10/2020		6.3	2.5		
4/1/2021	18		2.9		4.3
6/1/2021				9.4	
6/2/2021		6.3			
8/11/2021		6.5	3		
8/12/2021	22			7.8	4.1
2/15/2022	16	6.1	2.7	9.1	3.7
8/25/2022	12	6.2	3	7.5	4.2
2/27/2023		5.2	3.5	8.8	4.2
2/28/2023	11				
8/8/2023	8.2	5.5	3.8	8.2	4
2/29/2024	8.2	7	4.8	8.1	
3/1/2024					5.2

Time Series

Constituent: Chromium, Total (mg/L) Analysis Run 6/24/2024 1:09 PM

Plant Scherer Client: Southern Company Data: Scherer Cell 1-CCR

	GWA-15 (bg)	GWA-16 (bg)	GWA-17 (bg)	GWC-1	GWC-10
5/8/2010			0.0032 (J)		
5/9/2010	<0.002	0.003 (J)			
5/10/2010					0.011
5/11/2010				0.0077	
6/16/2010		0.0042 (J)	0.0037 (J)		0.0095
6/17/2010				0.0053	
6/18/2010	<0.002				
7/26/2010			0.0058		
7/27/2010		0.0048 (J)		0.0085	
7/28/2010	<0.002				0.01
9/7/2010		0.0037 (J)	0.0078		
9/8/2010					0.011
9/9/2010	<0.002			0.0076	
4/28/2011				0.0048 (J)	
4/29/2011		0.0046 (J)	0.005		0.0096
4/30/2011	<0.002				
10/27/2011					0.011
10/28/2011	<0.002	0.005	0.0068		
10/29/2011				0.0093	
5/2/2012	<0.002	0.0052	0.0065		
5/3/2012				0.01	
5/4/2012					0.01
11/9/2012	<0.002	0.0054	0.006	0.009	
11/11/2012					0.01
5/8/2013	<0.002	0.0058	0.0074		
5/9/2013				0.0085	0.011
11/5/2013	0.0036			0.015	0.015
11/6/2013		0.0062 (J)	0.0082 (J)		
5/20/2014	<0.002	0.0047 (J)	0.0051 (J)		
5/21/2014					0.013
5/23/2014				0.012	
11/8/2014		0.0064 (J)	0.0074 (J)		
11/12/2014	<0.002				0.012
11/13/2014				0.011	
5/22/2015	<0.002	0.0059 (J)	0.0084 (J)		
5/23/2015				0.012	0.014
11/9/2015		0.0043 (J)	0.009 (J)		
11/11/2015	<0.002			0.014	
11/12/2015					0.016
4/6/2016	<0.002	0.00457 (J)	0.00779 (J)		
4/12/2016				0.0135	
4/13/2016					0.0152 (D)
6/15/2016	<0.002	<0.01	<0.01		
6/16/2016				0.014	
6/21/2016					0.016
8/10/2016	<0.002	0.0042	0.0068		
8/11/2016				0.013	
8/15/2016					0.015
10/4/2016	<0.002	0.0052		0.014	
10/5/2016			0.0076		0.016
11/29/2016		0.004	0.0045		
11/30/2016	<0.002			0.013	

ND substitution: RL or RL/2 if <15% NDs.

Time Series

Constituent: Chromium, Total (mg/L) Analysis Run 6/24/2024 1:09 PM

Plant Scherer Client: Southern Company Data: Scherer Cell 1-CCR

	GWA-15 (bg)	GWA-16 (bg)	GWA-17 (bg)	GWC-1	GWC-10
12/1/2016					0.015
2/7/2017	<0.002	0.004	0.0067	0.013	
2/8/2017					0.017
4/4/2017	<0.002	0.0021 (J)	0.0079		
4/5/2017				0.014	
4/6/2017					0.018
6/20/2017	<0.002	0.0046	0.0084	0.013	
6/21/2017					0.017
10/4/2017	<0.002			0.015	
10/5/2017		0.005	0.0061		0.018
3/20/2018	<0.002 (D)	0.0044	0.006	0.013	
3/21/2018					0.017 (J+X)
10/2/2018	<0.002	0.0043	0.0061	0.014	0.018
3/26/2019	<0.002	0.0046	0.0065	0.013	
3/27/2019					0.017
9/10/2019	0.0023 (J)	0.0076	0.012	0.018	
9/11/2019					0.023
3/18/2020	<0.002	0.0044	0.0083	0.014	0.02
9/9/2020	<0.002	0.005	0.0088	0.014	0.018
4/1/2021	<0.002	0.0053	0.0082	0.014	0.02
8/11/2021	<0.002	0.0059	0.0089		
8/18/2021				0.014	
10/18/2021					0.019
2/15/2022	<0.002	0.0056	0.0084	0.011	0.021
8/24/2022			0.0076	0.014	
8/25/2022	<0.002	0.0056			0.018
2/21/2023					0.02
2/27/2023				0.014	
2/28/2023	<0.002	0.0061	0.0083		
8/3/2023	<0.002	0.0073	0.0089		
8/9/2023				0.017	0.022
2/28/2024		0.0071	0.0096		
3/1/2024				0.014	0.019
3/4/2024	<0.002				

ND substitution: RL or RL/2 if <15% NDs.

Time Series

Constituent: Chromium, Total (mg/L) Analysis Run 6/24/2024 1:09 PM

Plant Scherer Client: Southern Company Data: Scherer Cell 1-CCR

	GWC-11	GWC-12	GWC-13	GWC-14	GWC-18
5/9/2010		<0.002	0.0051	<0.002	
5/10/2010	0.011				0.012
6/16/2010	0.012				0.014
6/18/2010		<0.002	0.0043 (J)	<0.002	
7/26/2010					0.013
7/27/2010	0.012	0.002 (J)			
7/28/2010				<0.002	
7/29/2010			0.0058		
9/7/2010					0.015
9/8/2010	0.011	<0.002			
9/9/2010			0.0052	<0.002	
4/26/2011			0.0025 (J)		
4/29/2011	0.01	<0.002			0.014
4/30/2011				<0.002	
10/27/2011	0.0077				
10/28/2011		<0.002	0.0035 (J)	<0.002	0.014
5/2/2012					0.017
5/3/2012		<0.002		<0.002	
5/4/2012	0.0082		0.0073		
11/9/2012					0.014
11/10/2012	0.007	<0.002		<0.002	
11/11/2012			0.004 (J)		
5/8/2013			0.006	<0.002	0.017
5/9/2013	0.0079	<0.002			
11/5/2013				0.0036	
11/6/2013	0.011	0.0031 (J)			0.017
11/7/2013			0.0068 (J)		
5/20/2014	0.0076 (J)	0.002 (J)	0.0039 (J)	<0.002	
5/23/2014					0.013
11/8/2014					0.018
11/12/2014	0.0071 (J)	<0.002	0.0039 (J)	<0.002	
5/22/2015					0.02
5/23/2015		0.0027 (J)			
5/24/2015	0.0083 (J)		0.004 (J)	<0.002	
11/10/2015					0.013
11/11/2015				<0.002	
11/12/2015	0.0069 (J)	0.0022 (J)	0.0077 (J)		
4/11/2016					0.0139
4/13/2016	0.00804 (JD)	<0.002 (D)	0.0038 (JD)	<0.002 (D)	
6/16/2016					0.014
6/21/2016	0.0086 (J)	0.0012 (J)	0.0035 (J)	0.0006 (J)	
8/11/2016					0.016
8/15/2016	0.0073	0.0021 (J)	0.0034	<0.002	
10/4/2016				<0.002	
10/5/2016	0.0077	0.0013 (J)			0.014
10/7/2016			0.0037		
11/29/2016					0.013
12/1/2016	0.0075	0.0015 (J)	0.0037	<0.002	
2/7/2017				<0.002	
2/8/2017	0.0078	0.0016 (J)			0.013
2/9/2017			0.0038		
4/5/2017		0.0014 (J)			

ND substitution: RL or RL/2 if <15% NDs.

Time Series

Constituent: Chromium, Total (mg/L) Analysis Run 6/24/2024 1:09 PM

Plant Scherer Client: Southern Company Data: Scherer Cell 1-CCR

	GWC-11	GWC-12	GWC-13	GWC-14	GWC-18
4/6/2017	0.0079		0.0039	<0.002	0.014
6/20/2017	0.0078	0.0015 (J)		<0.002	
6/21/2017					0.013
6/22/2017			0.0042		
10/5/2017	0.0081	0.0015 (J)		<0.002	0.014
10/6/2017			0.0039		
3/20/2018				<0.002	0.014
3/21/2018	<0.0081 (X)	<0.002 (XD)			
3/22/2018			0.028 (O)		
10/2/2018	0.0075	0.0012 (J)		<0.002	0.014
10/3/2018			0.0056		
3/26/2019		0.0013 (J)	0.0048	<0.002	0.014
3/27/2019	0.007				
9/11/2019	0.011	0.0036	0.0075	0.0038	0.017
3/18/2020	0.0086	0.0016 (J)	0.008	<0.002	0.014
9/9/2020				<0.002	0.013
9/10/2020	0.009	<0.002	0.0054		
4/1/2021	0.0078	0.0015 (J)		<0.002	0.014
4/6/2021			0.0061		
8/11/2021	0.0078	<0.002	0.0051	<0.002	0.014
2/16/2022	0.0074	<0.002	0.005	<0.002	0.012
8/25/2022	0.0069				0.012
8/26/2022		<0.002	0.0043	<0.002	
2/27/2023	0.0082	0.002	0.006	<0.002	
2/28/2023					0.012
8/9/2023	0.0087	0.0026	0.0066	0.0018 (J)	0.014
2/29/2024	0.0086	0.0021			0.013
3/1/2024			0.0059	0.0022	

ND substitution: RL or RL/2 if <15% NDs.

Time Series

Constituent: Chromium, Total (mg/L) Analysis Run 6/24/2024 1:09 PM

Plant Scherer Client: Southern Company Data: Scherer Cell 1-CCR

	GWC-19	GWC-2	GWC-20	GWC-3	GWC-4
5/11/2010	0.0039 (J)	0.0051	0.0063	0.01	0.0046 (J)
6/16/2010	0.0049 (J)				
6/17/2010			0.0053	0.0087	0.007
6/19/2010		<0.011			
7/27/2010	0.0047 (J)	0.01	0.0064		
7/28/2010				0.028 (O)	0.0084
9/7/2010	0.0057		0.0078	0.022	
9/8/2010					0.0071
9/9/2010		0.0072			
4/28/2011		0.0077			0.008
4/29/2011	0.0087		0.0065	0.0099	
10/28/2011	0.0075	0.011	0.0092	0.0089	
10/29/2011					0.0054
5/2/2012	0.011				
5/3/2012		0.011	0.011	0.0091	0.0065
11/9/2012	0.0076	0.0089		0.008	
11/10/2012			0.0073		0.0059
5/9/2013	0.0088	0.0089	0.0098		
5/10/2013				0.019	0.0083
11/5/2013		0.011			
11/6/2013	0.011		0.011	0.013	0.0099 (J)
5/22/2014	0.0057 (J)	0.01	0.0097 (J)	0.0093 (J)	0.0049 (J)
11/8/2014	0.013				
11/9/2014			0.012	0.0098 (J)	0.0068 (J)
11/13/2014		0.0084 (J)			
5/22/2015				0.01	0.0087 (J)
5/23/2015	0.014				
5/24/2015		0.0095 (J)	0.016		
11/10/2015	0.0091 (J)		0.0088 (J)	0.011	
11/11/2015		0.011			0.0084 (J)
4/11/2016	0.00767 (J)				
4/12/2016		0.0122	0.00965 (J)	0.00925 (JD)	0.00419 (J)
6/16/2016	<0.01	<0.011	<0.0085		
6/20/2016				0.0076 (J)	0.0043 (J)
8/11/2016	0.0085	0.01	0.0083		
8/12/2016				0.0079	0.0037
10/4/2016		0.011			
10/5/2016	0.01		0.0094	0.0085	
10/6/2016					0.0062
11/29/2016	0.0087				
11/30/2016		0.0098	0.0084	0.0086	0.0043
2/7/2017		0.0096			
2/8/2017	0.0093		0.0091	0.011	0.0052
4/5/2017	0.0098				
4/6/2017		0.01	0.011	0.0098	0.005
6/20/2017		0.01			
6/21/2017	0.0094		0.0081	0.011	
6/22/2017					0.0052
10/4/2017		0.011			
10/5/2017	0.0096		0.0083	0.01	
10/6/2017					0.0049
3/20/2018	0.0097	0.0099			

ND substitution: RL or RL/2 if <15% NDs.

Time Series

Constituent: Chromium, Total (mg/L) Analysis Run 6/24/2024 1:09 PM

Plant Scherer Client: Southern Company Data: Scherer Cell 1-CCR

	GWC-19	GWC-2	GWC-20	GWC-3	GWC-4
3/21/2018			<0.0085 (X)	<0.0093 (X)	<0.0062 (X)
10/2/2018	0.0097	0.01			
10/3/2018			0.0091	0.0081	0.0039
3/26/2019	0.0091	0.0096	0.0092	0.0075	0.0084
9/10/2019		0.014		0.0092	0.0067
9/12/2019	0.012		0.011		
3/18/2020		0.011		0.0049	
3/19/2020	0.012		0.0094		0.0045
9/9/2020	0.011	0.01			
9/10/2020			0.009	0.0061	0.0055
4/1/2021		0.0057			
4/2/2021					0.0052
4/5/2021	0.012		0.008		
4/6/2021				0.0074	
8/11/2021	0.013		0.0087		
8/12/2021		0.012		0.0085	0.0045
2/15/2022		0.011		0.0076	0.0041
2/16/2022	0.011		0.0081		
8/25/2022	0.015		0.0079	0.0072	0.0038
8/26/2022		0.0095			
2/27/2023		0.012			0.0039
2/28/2023	0.014		0.009	0.01	
8/8/2023	0.014		0.01		0.0049
8/9/2023		0.012		0.013	
2/29/2024	0.015				0.0038
3/1/2024		0.011	0.0088		
3/4/2024				0.014	

ND substitution: RL or RL/2 if <15% NDs.

Time Series

Constituent: Chromium, Total (mg/L) Analysis Run 6/24/2024 1:09 PM

Plant Scherer Client: Southern Company Data: Scherer Cell 1-CCR

	GWC-5	GWC-6	GWC-7	GWC-8A	GWC-9
5/10/2010			0.007	<0.002	0.0097
5/11/2010	0.004 (J)	<0.012			
6/16/2010					0.0074
6/18/2010	0.0056	0.0063	0.011		
6/19/2010				<0.002	
7/27/2010	0.0051	0.004 (J)			0.0068
7/28/2010			0.0092	0.0034 (J)	
9/8/2010				0.014	0.007
9/9/2010	0.0037 (J)	0.0053	0.01		
4/29/2011	0.0036 (J)				0.0062
4/30/2011		0.0035 (J)	0.012	0.022	
10/27/2011				0.0064	0.0084
10/28/2011	0.0026 (J)				
10/29/2011		0.0048 (J)	0.012		
5/3/2012					0.0099
5/4/2012	0.0031 (J)	0.0064	0.013	0.0059	
11/10/2012	<0.005	0.0084	0.0097		
11/11/2012				0.011	0.0073
5/9/2013	0.0033 (J)	0.0041 (J)	0.013		0.0085
5/10/2013				0.038 (O)	
11/6/2013	0.0045 (J)				0.013
11/7/2013		0.0077 (J)	0.013	0.012	
5/21/2014		0.0044 (J)	0.0091 (J)	0.0048 (J)	0.0097 (J)
5/22/2014	0.0035 (J)				
11/9/2014	0.0062 (J)	0.0071 (J)			
11/12/2014			0.0097 (J)		0.0072 (J)
11/13/2014				0.023	
5/23/2015				0.015	0.0095 (J)
5/24/2015	0.012	0.01	0.018		
11/11/2015	0.0068 (J)	0.0053 (J)	0.0086 (J)	0.016	
11/12/2015					0.0046 (J)
4/12/2016		0.00493 (J)			
4/13/2016			0.00924 (JD)		0.00627 (JD)
4/19/2016	0.00368 (J)			0.0086 (J)	
6/20/2016		0.0043 (J)	0.0084 (J)		
6/22/2016	0.0031 (J)				0.0079 (J)
8/12/2016		0.0037			
8/15/2016			0.0083		0.0075
8/16/2016	0.0028				
10/6/2016	0.003	0.004	0.0081		0.0071
10/10/2016				0.0052	
11/30/2016		0.0035			
12/1/2016	0.0022 (J)		0.0083	0.0062	0.007
2/8/2017					0.0047
2/9/2017	0.0035	0.0041	0.0087	0.0091	
4/6/2017	0.0032	0.0038			0.006
4/7/2017			0.009	<0.002	
6/21/2017	0.0031	0.004		<0.002	0.0071
6/22/2017			0.0092		
8/15/2017				<0.002	
9/1/2017				<0.002	
10/5/2017	0.0029				0.008

ND substitution: RL or RL/2 if <15% NDs.

Time Series

Constituent: Chromium, Total (mg/L) Analysis Run 6/24/2024 1:09 PM

Plant Scherer Client: Southern Company Data: Scherer Cell 1-CCR

	GWC-5	GWC-6	GWC-7	GWC-8A	GWC-9
10/6/2017		0.0038	0.0095		
10/9/2017				<0.002	
3/21/2018		<0.012 (X)			<0.0046 (X)
3/22/2018	0.0086 (J+X)		0.0086 (J+X)	0.0079 (J+X)	
10/2/2018					0.0081
10/3/2018	0.003	0.0042			
10/4/2018			0.0083	<0.002	
3/26/2019		0.0044			
3/27/2019	0.0039		0.0088	<0.002	0.0064
9/11/2019	0.0079	0.0078	0.013	0.0052	0.012
3/18/2020	0.0052	0.0046		<0.002	0.0066
3/19/2020			0.011		
9/9/2020	0.0048			<0.002	0.0081
9/10/2020		0.0049	0.0098		
4/1/2021	0.0058		0.0091		0.0018 (J)
4/5/2021		0.005		<0.002	
8/11/2021		0.005	0.0092		
8/12/2021	0.0053			<0.002	0.0077
2/15/2022	0.0061	0.0046	0.0088	<0.002	0.0079
8/25/2022	0.0058	0.0046	0.0085	<0.002	0.0092
2/27/2023		0.0047	0.0092	<0.002	0.0094
2/28/2023	0.0068				
8/8/2023	0.0066	0.0048	0.0094	0.0013 (J)	0.0085
2/29/2024	0.0074	0.0051	0.012	<0.002	
3/1/2024					0.0092

ND substitution: RL or RL/2 if <15% NDs.

Time Series

Constituent: Cobalt, Total (mg/L) Analysis Run 6/24/2024 1:09 PM

Plant Scherer Client: Southern Company Data: Scherer Cell 1-CCR

	GWA-15 (bg)	GWA-16 (bg)	GWA-17 (bg)	GWC-1	GWC-10
5/8/2010			<0.0025		
5/9/2010	<0.0025	<0.0025			
5/10/2010					<0.0025
5/11/2010				<0.0025	
6/16/2010		<0.0025	<0.0025		<0.0025
6/17/2010				<0.0025	
6/18/2010	<0.0025				
7/26/2010			<0.0025		
7/27/2010		<0.0025		<0.0025	
7/28/2010	<0.0025				<0.0025
9/7/2010		<0.0025	<0.0025		
9/8/2010					<0.0025
9/9/2010	<0.0025			<0.0025	
4/28/2011				<0.0025	
4/29/2011		0.003 (O)	<0.0025		<0.0025
4/30/2011	<0.0025				
10/27/2011					<0.0025
10/28/2011	<0.0025	<0.0025	<0.0025		
10/29/2011				<0.0025	
5/2/2012	<0.0025	<0.0025	<0.0025		
5/3/2012				<0.0025	
5/4/2012					<0.0025
11/9/2012	<0.0025	<0.0025	<0.0025	<0.0025	
11/11/2012					<0.0025
5/8/2013	<0.0025	<0.0025	<0.0025		
5/9/2013				<0.0025	<0.0025
11/5/2013	<0.0025			<0.0025	<0.0025
11/6/2013		<0.0025	<0.0025		
5/20/2014	<0.0025	<0.0025	<0.0025		
5/21/2014					<0.0025
5/23/2014				<0.0025	
11/8/2014		<0.0025	<0.0025		
11/12/2014	<0.0025				<0.0025
11/13/2014				<0.0025	
5/22/2015	<0.0025	<0.0025	<0.0025		
5/23/2015				<0.0025	<0.0025
11/9/2015		<0.0025	<0.0025		
11/11/2015	<0.0025			<0.0025	
11/12/2015					<0.0025
4/6/2016	0.00261 (O)	<0.0025	<0.0025		
4/12/2016				<0.0025	
4/13/2016					<0.0025 (D)
6/15/2016	0.00092 (J)	2.2E-05 (J)	8.4E-05 (J)		
6/16/2016				<0.0025	
6/21/2016					<0.0025
8/10/2016	0.00076 (J)	<0.0025	<0.0025		
8/11/2016				<0.0025	
8/15/2016					<0.0025
10/4/2016	0.00081 (J)	<0.0025		<0.0025	
10/5/2016			<0.0025		<0.0025
11/29/2016		<0.0025	<0.0025		
11/30/2016	0.00061 (J)			<0.0025	

ND substitution: RL or RL/2 if <15% NDs.

Time Series

Constituent: Cobalt, Total (mg/L) Analysis Run 6/24/2024 1:09 PM

Plant Scherer Client: Southern Company Data: Scherer Cell 1-CCR

	GWA-15 (bg)	GWA-16 (bg)	GWA-17 (bg)	GWC-1	GWC-10
12/1/2016					<0.0025
2/7/2017	<0.0025	<0.0025	<0.0025	<0.0025	
2/8/2017					<0.0025
4/4/2017	0.00084 (J)	<0.0025	<0.0025		
4/5/2017				<0.0025	
4/6/2017					<0.0025
6/20/2017	0.0012 (J)	<0.0025	<0.0025	<0.0025	
6/21/2017					<0.0025
10/4/2017	0.00087 (J)			<0.0025	
10/5/2017		<0.0025	<0.0025		<0.0025
3/20/2018	0.0018 (JD)	<0.0025	<0.0025	<0.0025	
3/21/2018					<0.0025
10/2/2018	0.0011 (J)	<0.0025	<0.0025	<0.0025	<0.0025
3/26/2019	0.0019 (J)	<0.0025	<0.0025	<0.0025	
3/27/2019					<0.0025
9/10/2019	0.0012 (J)	0.00031 (J)	0.00052 (J)	<0.0025	
9/11/2019					<0.0025
3/18/2020	0.0017 (J)	0.00034 (J)	<0.0025	0.00017 (J)	<0.0025
9/9/2020	0.0016 (J)	<0.0025	0.00019 (J)	<0.0025	<0.0025
4/1/2021	0.0024 (J)	0.00014 (J)	<0.0025	<0.0025	<0.0025
8/11/2021	0.0011 (J)	<0.0025	<0.0025		
8/18/2021				0.00025 (J)	
10/18/2021					<0.0025
2/15/2022	0.0029	<0.0025	<0.0025	<0.0025	<0.0025
8/24/2022			<0.0025	<0.0025	
8/25/2022	0.0014 (J)	<0.0025			<0.0025
2/21/2023					<0.0025
2/27/2023				<0.0025	
2/28/2023	0.0026	<0.0025	<0.0025		
8/3/2023	0.0017 (J)	<0.0025	<0.0025		
8/9/2023				<0.0025	<0.0025
2/28/2024		<0.0025	<0.0025		
3/1/2024				<0.0025	<0.0025
3/4/2024	0.0026				

ND substitution: RL or RL/2 if <15% NDs.

Time Series

Constituent: Cobalt, Total (mg/L) Analysis Run 6/24/2024 1:09 PM

Plant Scherer Client: Southern Company Data: Scherer Cell 1-CCR

	GWC-11	GWC-12	GWC-13	GWC-14	GWC-18
5/9/2010		<0.0025	<0.0025	<0.0025	
5/10/2010	<0.0025				<0.0025
6/16/2010	<0.0025				<0.0025
6/18/2010		<0.0025	<0.0025	<0.0025	
7/26/2010					<0.0025
7/27/2010	<0.0025	<0.0025			
7/28/2010				<0.0025	
7/29/2010			<0.0025		
9/7/2010					<0.0025
9/8/2010	<0.0025	<0.0025			
9/9/2010			<0.0025	<0.0025	
4/26/2011			<0.0025		
4/29/2011	<0.0025	<0.0025			<0.0025
4/30/2011				<0.0025	
10/27/2011	<0.0025				
10/28/2011		<0.0025	<0.0025	<0.0025	<0.0025
5/2/2012					<0.0025
5/3/2012		<0.0025		<0.0025	
5/4/2012	<0.0025		<0.0025		
11/9/2012					<0.0025
11/10/2012	<0.0025	<0.0025		<0.0025	
11/11/2012			<0.0025		
5/8/2013			<0.0025	<0.0025	<0.0025
5/9/2013	<0.0025	<0.0025			
11/5/2013				<0.0025	
11/6/2013	<0.0025	<0.0025			<0.0025
11/7/2013			<0.0025		
5/20/2014	<0.0025	<0.0025	<0.0025	<0.0025	
5/23/2014					<0.0025
11/8/2014					<0.0025
11/12/2014	<0.0025	<0.0025	<0.0025	<0.0025	
5/22/2015					0.0032 (O)
5/23/2015		<0.0025			
5/24/2015	<0.0025		<0.0025	<0.0025	
11/10/2015					<0.0025
11/11/2015				<0.0025	
11/12/2015	<0.0025	<0.0025	<0.0025		
4/11/2016					<0.0025
4/13/2016	<0.0025 (D)	<0.0025 (D)	<0.0025 (D)	<0.0025 (D)	
6/16/2016					<0.0025
6/21/2016	<0.0025	0.0004 (J)	<0.0025	<0.0025	
8/11/2016					<0.0025
8/15/2016	<0.0025	0.00042 (J)	<0.0025	<0.0025	
10/4/2016				<0.0025	
10/5/2016	<0.0025	0.00049 (J)			<0.0025
10/7/2016			<0.0025		
11/29/2016					<0.0025
12/1/2016	<0.0025	<0.0025	<0.0025	<0.0025	
2/7/2017				<0.0025	
2/8/2017	<0.0025	<0.0025			<0.0025
2/9/2017			<0.0025		
4/5/2017		<0.0025			

ND substitution: RL or RL/2 if <15% NDs.

Time Series

Constituent: Cobalt, Total (mg/L) Analysis Run 6/24/2024 1:09 PM

Plant Scherer Client: Southern Company Data: Scherer Cell 1-CCR

	GWC-11	GWC-12	GWC-13	GWC-14	GWC-18
4/6/2017	<0.0025		<0.0025	<0.0025	<0.0025
6/20/2017	<0.0025	0.0004 (J)		<0.0025	
6/21/2017					<0.0025
6/22/2017			<0.0025		
10/5/2017	<0.0025	0.00041 (J)		<0.0025	<0.0025
10/6/2017			<0.0025		
3/20/2018				<0.0025	<0.0025
3/21/2018	<0.0025	<0.0025			
3/22/2018			<0.0025		
10/2/2018	<0.0025	<0.0025		<0.0025	<0.0025
10/3/2018			<0.0025		
3/26/2019		<0.0025	<0.0025	<0.0025	<0.0025
3/27/2019	<0.0025				
9/11/2019	<0.0025	0.00042 (J)	<0.0025	<0.0025	0.00023 (J)
3/18/2020	<0.0025	0.00013 (J)	<0.0025	<0.0025	0.00018 (J)
9/9/2020				<0.0025	0.00014 (J)
9/10/2020	0.00033 (J)	0.00057 (J)	<0.0025		
4/1/2021	<0.0025	0.00028 (J)		<0.0025	<0.0025
4/6/2021			<0.0025		
8/11/2021	<0.0025	0.00033 (J)	<0.0025	<0.0025	0.00021 (J)
2/16/2022	<0.0025	0.00033 (J)	<0.0025	<0.0025	<0.0025
8/25/2022	<0.0025				<0.0025
8/26/2022		0.00033 (J)	<0.0025	<0.0025	
2/27/2023	<0.0025	<0.0025	<0.0025	<0.0025	
2/28/2023					<0.0025
8/9/2023	<0.0025	0.00035 (J)	<0.0025	<0.0025	<0.0025
2/29/2024	<0.0025	0.00027 (J)			<0.0025
3/1/2024			<0.0025	<0.0025	

ND substitution: RL or RL/2 if <15% NDs.

Time Series

Constituent: Cobalt, Total (mg/L) Analysis Run 6/24/2024 1:09 PM

Plant Scherer Client: Southern Company Data: Scherer Cell 1-CCR

	GWC-19	GWC-2	GWC-20	GWC-3	GWC-4
5/11/2010	<0.0025	<0.0025	<0.0025	<0.0025	<0.0025
6/16/2010	<0.0025				
6/17/2010			<0.0025	<0.0025	<0.0025
6/19/2010		<0.0025			
7/27/2010	<0.0025	<0.0025	<0.0025		
7/28/2010				0.0034 (O)	<0.0025
9/7/2010	<0.0025		<0.0025	<0.0025	
9/8/2010					<0.0025
9/9/2010		<0.0025			
4/28/2011		<0.0025			<0.0025
4/29/2011	<0.0025		<0.0025	0.0037 (O)	
10/28/2011	<0.0025	<0.0025	<0.0025	<0.0025	
10/29/2011					<0.0025
5/2/2012	<0.0025				
5/3/2012		<0.0025	<0.0025	<0.0025	<0.0025
11/9/2012	<0.0025	<0.0025		<0.0025	
11/10/2012			<0.0025		<0.0025
5/9/2013	<0.0025	<0.0025	<0.0025		
5/10/2013				<0.0025	<0.0025
11/5/2013		<0.0025			
11/6/2013	<0.0025		<0.0025	<0.0025	<0.0025
5/22/2014	<0.0025	<0.0025	<0.0025	<0.0025	<0.0025
11/8/2014	<0.0025				
11/9/2014			<0.0025	<0.0025	<0.0025
11/13/2014		<0.0025			
5/22/2015				<0.0025	<0.0025
5/23/2015	<0.0025				
5/24/2015		<0.0025	<0.0025		
11/10/2015	<0.0025		<0.0025	<0.0025	
11/11/2015		<0.0025			<0.0025
4/11/2016	<0.0025				
4/12/2016		<0.0025	<0.0025	<0.0025 (D)	<0.0025
6/16/2016	<0.0025	<0.0025	0.00012 (J)		
6/20/2016				0.0001 (J)	0.00016 (J)
8/11/2016	<0.0025	<0.0025	<0.0025		
8/12/2016				0.00042 (J)	<0.0025
10/4/2016		<0.0025			
10/5/2016	<0.0025		<0.0025	<0.0025	
10/6/2016					0.00068 (J)
11/29/2016	<0.0025				
11/30/2016		<0.0025	<0.0025	<0.0025	<0.0025
2/7/2017		<0.0025			
2/8/2017	<0.0025		<0.0025	<0.0025	<0.0025
4/5/2017	<0.0025				
4/6/2017		<0.0025	0.0005 (J)	<0.0025	<0.0025
6/20/2017		<0.0025			
6/21/2017	<0.0025		<0.0025	0.00042 (J)	
6/22/2017					<0.0025
10/4/2017		<0.0025			
10/5/2017	<0.0025		<0.0025	<0.0025	
10/6/2017					<0.0025
3/20/2018	<0.0025	<0.0025			

ND substitution: RL or RL/2 if <15% NDs.

Time Series

Constituent: Cobalt, Total (mg/L) Analysis Run 6/24/2024 1:09 PM

Plant Scherer Client: Southern Company Data: Scherer Cell 1-CCR

	GWC-19	GWC-2	GWC-20	GWC-3	GWC-4
3/21/2018			<0.0025	<0.0025	<0.0025
10/2/2018	<0.0025	<0.0025			
10/3/2018			<0.0025	<0.0025	<0.0025
3/26/2019	<0.0025	<0.0025	<0.0025	<0.0025	0.00096 (J)
9/10/2019		0.00015 (J)		0.00028 (J)	<0.0025
9/12/2019	0.00021 (J)		0.00021 (J)		
3/18/2020		<0.0025		0.00014 (J)	
3/19/2020	0.00014 (J)		0.00026 (J)		0.00021 (J)
9/9/2020	<0.0025	<0.0025			
9/10/2020			0.00018 (J)	0.00023 (J)	0.00032 (J)
4/1/2021		<0.0025			
4/2/2021					0.00026 (J)
4/5/2021	<0.0025		<0.0025		
4/6/2021				0.00031 (J)	
8/11/2021	<0.0025		<0.0025		
8/12/2021		0.0002 (J)		0.00067 (J)	<0.0025
2/15/2022		<0.0025		<0.0025	<0.0025
2/16/2022	<0.0025		<0.0025		
8/25/2022	<0.0025		<0.0025	0.00046 (J)	<0.0025
8/26/2022		<0.0025			
2/27/2023		<0.0025			<0.0025
2/28/2023	<0.0025		<0.0025	<0.0025	
8/8/2023	<0.0025		<0.0025		<0.0025
8/9/2023		<0.0025		<0.0025	
2/29/2024	<0.0025				<0.0025
3/1/2024		<0.0025	<0.0025		
3/4/2024				<0.0025	

ND substitution: RL or RL/2 if <15% NDs.

Time Series

Constituent: Cobalt, Total (mg/L) Analysis Run 6/24/2024 1:09 PM

Plant Scherer Client: Southern Company Data: Scherer Cell 1-CCR

	GWC-5	GWC-6	GWC-7	GWC-8A	GWC-9
5/10/2010			<0.0025	<0.0025	<0.0025
5/11/2010	<0.0025	<0.0025			
6/16/2010					<0.0025
6/18/2010	<0.0025	<0.0025	<0.0025		
6/19/2010				<0.0025	
7/27/2010	<0.0025	<0.0025			<0.0025
7/28/2010			<0.0025	<0.0025	
9/8/2010				<0.0025	<0.0025
9/9/2010	<0.0025	<0.0025	<0.0025		
4/29/2011	<0.0025				<0.0025
4/30/2011		<0.0025	<0.0025	0.0063 (O)	
10/27/2011				<0.0025	<0.0025
10/28/2011	<0.0025				
10/29/2011		<0.0025	<0.0025		
5/3/2012					<0.0025
5/4/2012	<0.0025	<0.0025	<0.0025	<0.0025	
11/10/2012	<0.0025	<0.0025	<0.0025		
11/11/2012				<0.0025	<0.0025
5/9/2013	<0.0025	<0.0025	<0.0025		<0.0025
5/10/2013				0.0068 (O)	
11/6/2013	<0.0025				<0.0025
11/7/2013		<0.0025	<0.0025	<0.0025	
5/21/2014		<0.0025	<0.0025	<0.0025	<0.0025
5/22/2014	<0.0025				
11/9/2014	<0.0025	<0.0025			
11/12/2014			<0.0025		<0.0025
11/13/2014				0.0046	
5/23/2015				<0.0025	<0.0025
5/24/2015	<0.0025	<0.0025	<0.0025		
11/11/2015	<0.0025	<0.0025	<0.0025	<0.0025	
11/12/2015					<0.0025
4/12/2016		<0.0025			
4/13/2016			<0.0025 (D)		<0.0025 (D)
4/19/2016	<0.0025			<0.0025	
6/20/2016		3E-05 (J)	8.6E-05 (J)		
6/22/2016	<0.0025				<0.0025
8/12/2016		<0.0025			
8/15/2016			<0.0025		<0.0025
8/16/2016	<0.0025				
10/6/2016	<0.0025	<0.0025	<0.0025		<0.0025
10/10/2016				<0.0025	
11/30/2016		<0.0025			
12/1/2016	<0.0025		<0.0025	0.00068 (J)	<0.0025
2/8/2017					<0.0025
2/9/2017	<0.0025	<0.0025	<0.0025	0.0009 (J)	
4/6/2017	<0.0025	<0.0025			<0.0025
4/7/2017			<0.0025	0.0011 (J)	
6/21/2017	<0.0025	<0.0025		0.00064 (J)	<0.0025
6/22/2017			<0.0025		
8/15/2017				0.001 (J)	
9/1/2017				0.00089 (J)	
10/5/2017	<0.0025				<0.0025

ND substitution: RL or RL/2 if <15% NDs.

Time Series

Constituent: Cobalt, Total (mg/L) Analysis Run 6/24/2024 1:09 PM

Plant Scherer Client: Southern Company Data: Scherer Cell 1-CCR

	GWC-5	GWC-6	GWC-7	GWC-8A	GWC-9
10/6/2017		<0.0025	<0.0025		
10/9/2017				0.00085 (J)	
3/21/2018		<0.0025			<0.0025
3/22/2018	<0.0025		<0.0025	<0.0004 (o)	
10/2/2018					<0.0025
10/3/2018	<0.0025	<0.0025			
10/4/2018			<0.0025	0.00048 (J)	
3/26/2019		<0.0025			
3/27/2019	<0.0025		<0.0025	0.0012 (J)	<0.0025
9/11/2019	9.9E-05 (J)	8.7E-05 (J)	0.00016 (J)	0.00085 (J)	0.00016 (J)
3/18/2020	<0.0025	<0.0025		0.0027	<0.0025
3/19/2020			0.00013 (J)		
9/9/2020	<0.0025			0.0043	0.00023 (J)
9/10/2020		<0.0025	0.00038 (J)		
4/1/2021	<0.0025		0.00015 (J)		0.00015 (J)
4/5/2021		0.00015 (J)		0.0026	
8/11/2021		<0.0025	<0.0025		
8/12/2021	<0.0025			0.0019 (J)	0.00013 (J)
2/15/2022	<0.0025	<0.0025	<0.0025	0.0037	<0.0025
8/25/2022	<0.0025	<0.0025	<0.0025	0.0021 (J)	0.00053 (J)
2/27/2023		<0.0025	<0.0025	0.004	<0.0025
2/28/2023	<0.0025				
8/8/2023	<0.0025	<0.0025	<0.0025	0.0044	<0.0025
2/29/2024	<0.0025	<0.0025	<0.0025	0.0031	
3/1/2024					<0.0025

ND substitution: RL or RL/2 if <15% NDs.

Time Series

Constituent: Copper (mg/L) Analysis Run 6/24/2024 1:09 PM

Plant Scherer Client: Southern Company Data: Scherer Cell 1-CCR

	GWA-15 (bg)	GWA-16 (bg)	GWA-17 (bg)	GWC-1	GWC-10
5/8/2010			<0.002		
5/9/2010	<0.002	<0.002			
5/10/2010					<0.002
5/11/2010				<0.002	
6/16/2010		<0.002	<0.002		<0.002
6/17/2010				<0.002	
6/18/2010	<0.002				
7/26/2010			<0.002		
7/27/2010		<0.002		<0.002	
7/28/2010	<0.002				<0.002
9/7/2010		<0.002	<0.002		
9/8/2010					<0.002
9/9/2010	<0.002			<0.002	
4/28/2011				<0.002	
4/29/2011		<0.002	<0.002		<0.002
4/30/2011	<0.002				
10/27/2011					<0.002
10/28/2011	<0.002	<0.002	<0.002		
10/29/2011				<0.002	
5/2/2012	<0.002	<0.002	<0.002		
5/3/2012				<0.002	
5/4/2012					<0.002
11/9/2012	<0.002	<0.002	<0.002	<0.002	
11/11/2012					<0.002
5/8/2013	<0.002	<0.002	<0.002		
5/9/2013				<0.002	<0.002
11/5/2013	<0.002			<0.002	<0.002
11/6/2013		<0.002	<0.002		
5/20/2014	<0.002	<0.002	<0.002		
5/21/2014					<0.002
5/23/2014				<0.002	
11/8/2014		<0.002	<0.002		
11/12/2014	<0.002				<0.002
11/13/2014				<0.002	
5/22/2015	<0.002	<0.002	<0.002		
5/23/2015				<0.002	<0.002
11/9/2015		<0.002	<0.002		
11/11/2015	<0.002			<0.002	
11/12/2015					<0.002
4/6/2016	<0.002	<0.002	<0.002		
4/12/2016				<0.002	
4/13/2016					<0.002 (D)
10/4/2016	<0.002	<0.002		<0.002	
10/5/2016			<0.002		<0.002
4/4/2017	<0.002	<0.002	<0.002		
4/5/2017				<0.002	
4/6/2017					<0.002
10/4/2017	<0.002			<0.002	
10/5/2017		<0.002	<0.002		<0.002
3/20/2018	<0.002 (D)	<0.002	<0.002	<0.002	
3/21/2018					<0.002
10/2/2018	<0.002	<0.002	<0.002	<0.002	<0.002

ND substitution: RL or RL/2 if <15% NDs.

Time Series

Constituent: Copper (mg/L) Analysis Run 6/24/2024 1:09 PM

Plant Scherer Client: Southern Company Data: Scherer Cell 1-CCR

	GWA-15 (bg)	GWA-16 (bg)	GWA-17 (bg)	GWC-1	GWC-10
3/26/2019	<0.002	<0.002	<0.002	<0.002	
3/27/2019					<0.002
9/10/2019	<0.002	0.00095 (J)	0.0012 (J)	<0.002	
9/11/2019					<0.002
3/18/2020	<0.002	<0.002	<0.002	<0.002	<0.002
9/9/2020	<0.002	<0.002	<0.002	<0.002	<0.002
4/1/2021	<0.002	0.00074 (J)	<0.002	<0.002	<0.002
8/11/2021	<0.002	<0.002	<0.002		
8/18/2021				0.0011 (J)	
10/18/2021					<0.002
2/15/2022	<0.002	<0.002	<0.002	0.0013 (J)	<0.002
8/24/2022			<0.002	<0.002	
8/25/2022	<0.002	<0.002			<0.002
2/21/2023					<0.002
2/27/2023				<0.002	
2/28/2023	<0.002	<0.002	<0.002		
8/3/2023	<0.002	<0.002	<0.002		
8/9/2023				<0.002	<0.002
2/28/2024		<0.002	<0.002		
3/1/2024				<0.002	<0.002
3/4/2024	<0.002				

ND substitution: RL or RL/2 if <15% NDs.

Time Series

Constituent: Copper (mg/L) Analysis Run 6/24/2024 1:09 PM

Plant Scherer Client: Southern Company Data: Scherer Cell 1-CCR

	GWC-11	GWC-12	GWC-13	GWC-14	GWC-18
5/9/2010		<0.002	<0.002	<0.002	
5/10/2010	<0.002				<0.002
6/16/2010	<0.002				0.0025 (J)
6/18/2010		<0.002	<0.002	<0.002	
7/26/2010					0.0023 (J)
7/27/2010	<0.002	<0.002			
7/28/2010				<0.002	
7/29/2010			<0.002		
9/7/2010					<0.002
9/8/2010	<0.002	<0.002			
9/9/2010			<0.002	<0.002	
4/26/2011			<0.002		
4/29/2011	<0.002	<0.002			<0.002
4/30/2011				<0.002	
10/27/2011	<0.002				
10/28/2011		<0.002	<0.002	<0.002	<0.002
5/2/2012					<0.002
5/3/2012		<0.002		0.0021 (J)	
5/4/2012	<0.002		0.0024 (J)		
11/9/2012					<0.002
11/10/2012	<0.002	<0.002		<0.002	
11/11/2012			<0.002		
5/8/2013			<0.002	<0.002	<0.002
5/9/2013	<0.002	<0.002			
11/5/2013				<0.002	
11/6/2013	<0.002	<0.002			<0.002
11/7/2013			<0.002		
5/20/2014	<0.002	<0.002	<0.002	<0.002	
5/23/2014					<0.002
11/8/2014					<0.002
11/12/2014	<0.002	<0.002	<0.002	<0.002	
5/22/2015					<0.002
5/23/2015		<0.002			
5/24/2015	<0.002		<0.002	<0.002	
11/10/2015					<0.002
11/11/2015				<0.002	
11/12/2015	<0.002	<0.002	<0.002		
4/11/2016					<0.002
4/13/2016	<0.002 (D)	<0.002 (D)	<0.002 (D)	<0.002 (D)	
10/4/2016				<0.002	
10/5/2016	<0.002	<0.002			<0.002
10/7/2016			<0.002		
4/5/2017		<0.002			
4/6/2017	<0.002		<0.002	<0.002	<0.002
10/5/2017	0.0021 (J)	<0.002		<0.002	<0.002
10/6/2017			<0.002		
3/20/2018				<0.002	<0.002
3/21/2018	<0.002	<0.002 (D)			
3/22/2018			<0.002		
10/2/2018	<0.002	<0.002		<0.002	<0.002
10/3/2018			<0.002		
3/26/2019		<0.002	<0.002	<0.002	<0.002

ND substitution: RL or RL/2 if <15% NDs.

Time Series

Constituent: Copper (mg/L) Analysis Run 6/24/2024 1:09 PM

Plant Scherer Client: Southern Company Data: Scherer Cell 1-CCR

	GWC-11	GWC-12	GWC-13	GWC-14	GWC-18
3/27/2019	<0.002				
9/11/2019	<0.002	<0.002	<0.002	<0.002	0.00084 (J)
3/18/2020	<0.002	<0.002	<0.002	<0.002	<0.002
9/9/2020				<0.002	0.00084 (J)
9/10/2020	0.0007 (J)	<0.002	<0.002		
4/1/2021	<0.002	<0.002		<0.002	<0.002
4/6/2021			<0.002		
8/11/2021	<0.002	<0.002	<0.002	<0.002	<0.002
2/16/2022	<0.002	<0.002	<0.002	<0.002	<0.002
8/25/2022	<0.002				<0.002
8/26/2022		<0.002	<0.002	<0.002	
2/27/2023	<0.002	<0.002	<0.002	<0.002	
2/28/2023					0.0011 (J)
8/9/2023	<0.002	<0.002	<0.002	<0.002	<0.002
2/29/2024	<0.002	<0.002			<0.002
3/1/2024			<0.002	<0.002	

ND substitution: RL or RL/2 if <15% NDs.

Time Series

Constituent: Copper (mg/L) Analysis Run 6/24/2024 1:09 PM

Plant Scherer Client: Southern Company Data: Scherer Cell 1-CCR

	GWC-19	GWC-2	GWC-20	GWC-3	GWC-4
5/11/2010	<0.002	<0.002	<0.002	0.003 (J)	<0.002
6/16/2010	<0.002				
6/17/2010			<0.002	<0.002	0.0022 (J)
6/19/2010		<0.002			
7/27/2010	<0.002	<0.002	0.0021 (J)		
7/28/2010				0.012 (O)	0.0033 (J)
9/7/2010	<0.002		<0.002	0.0026 (J)	
9/8/2010					<0.002
9/9/2010		<0.002			
4/28/2011		<0.002			0.0037 (J)
4/29/2011	<0.002		<0.002	<0.002	
10/28/2011	<0.002	<0.002	<0.002	<0.002	
10/29/2011					<0.002
5/2/2012	<0.002				
5/3/2012		<0.002	<0.002	<0.002	0.0031 (J)
11/9/2012	<0.002	<0.002		<0.002	
11/10/2012			<0.002		0.0021 (J)
5/9/2013	<0.002	<0.002	<0.002		
5/10/2013				0.0042 (J)	0.0025 (J)
11/5/2013		<0.002			
11/6/2013	<0.002		<0.002	<0.002	0.0032 (J)
5/22/2014	<0.002	<0.002	<0.002	<0.002	<0.002
11/8/2014	<0.002				
11/9/2014			<0.002	<0.002	<0.002
11/13/2014		<0.002			
5/22/2015				<0.002	<0.002
5/23/2015	<0.002				
5/24/2015		<0.002	<0.002		
11/10/2015	<0.002		<0.002	<0.002	
11/11/2015		<0.002			0.002 (J)
4/11/2016	<0.002				
4/12/2016		<0.002	<0.002	<0.002 (D)	<0.002
10/4/2016		<0.002			
10/5/2016	<0.002		<0.002	<0.002	
10/6/2016					0.0022 (J)
4/5/2017	<0.002				
4/6/2017		<0.002	<0.002	<0.002	<0.002
10/4/2017		<0.002			
10/5/2017	<0.002		<0.002	<0.002	
10/6/2017					<0.002
3/20/2018	<0.002	<0.002			
3/21/2018			<0.002	<0.002	<0.002
10/2/2018	<0.002	<0.002			
10/3/2018			<0.002	<0.002	<0.002
3/26/2019	<0.002	<0.002	<0.002	<0.002	0.0039
9/10/2019		<0.002		0.0011 (J)	0.0017 (J)
3/18/2020		<0.002		<0.002	
3/19/2020	<0.002		<0.002		<0.002
9/9/2020	<0.002	<0.002			
9/10/2020			<0.002	0.00072 (J)	0.0011 (J)
4/1/2021		0.00069 (J)			
4/2/2021					0.0012 (J)

ND substitution: RL or RL/2 if <15% NDs.

Time Series

Constituent: Copper (mg/L) Analysis Run 6/24/2024 1:09 PM

Plant Scherer Client: Southern Company Data: Scherer Cell 1-CCR

	GWC-19	GWC-2	GWC-20	GWC-3	GWC-4
4/5/2021	<0.002		<0.002		
4/6/2021				0.00088 (J)	
8/11/2021	<0.002		<0.002		
8/12/2021		0.00078 (J)		0.0019 (J)	<0.002
2/15/2022		0.0013 (J)		0.0013 (J)	0.0011 (J)
2/16/2022	<0.002		<0.002		
8/25/2022	<0.002		<0.002	0.0013 (J)	<0.002
8/26/2022		<0.002			
2/27/2023		<0.002			<0.002
2/28/2023	<0.002		<0.002	<0.002	
8/8/2023	<0.002		<0.002		<0.002
8/9/2023		<0.002		<0.002	
2/29/2024	<0.002				<0.002
3/1/2024		<0.002	<0.002		
3/4/2024				<0.002	

ND substitution: RL or RL/2 if <15% NDs.

Time Series

Constituent: Copper (mg/L) Analysis Run 6/24/2024 1:09 PM

Plant Scherer Client: Southern Company Data: Scherer Cell 1-CCR

	GWC-5	GWC-6	GWC-7	GWC-8A	GWC-9
5/10/2010			<0.002	0.0036 (J)	<0.002
5/11/2010	<0.002	<0.002			
6/16/2010					<0.002
6/18/2010	<0.002	0.0026 (J)	0.008 (O)		
6/19/2010				0.004 (J)	
7/27/2010	<0.002	0.0029 (J)			<0.002
7/28/2010			0.0021 (J)	0.013	
9/8/2010				0.068	<0.002
9/9/2010	<0.002	<0.002	<0.002		
4/29/2011	<0.002				<0.002
4/30/2011		<0.002	<0.002	0.098	
10/27/2011				0.02	<0.002
10/28/2011	<0.002				
10/29/2011		<0.002	<0.002		
5/3/2012					0.0023
5/4/2012	<0.002	0.0037 (J)	<0.002	0.024	
11/10/2012	<0.002	<0.002	<0.002		
11/11/2012				0.032	<0.002
5/9/2013	<0.002	<0.002	<0.002		<0.002
5/10/2013				0.18 (o)	
11/6/2013	<0.002				<0.002
11/7/2013		<0.002	0.0022 (J)	0.021	
5/21/2014		<0.002	<0.002	0.0089 (J)	<0.002
5/22/2014	<0.002				
11/9/2014	<0.002	<0.002			
11/12/2014			<0.002		<0.002
11/13/2014				0.1	
5/23/2015				0.048	<0.002
5/24/2015	<0.002	<0.002	0.0022 (J)		
11/11/2015	<0.002	<0.002	<0.002	0.059	
11/12/2015					<0.002
4/12/2016		<0.002			
4/13/2016			<0.002 (D)		<0.002 (D)
4/19/2016	<0.002			0.0131 (J)	
10/6/2016	<0.002	<0.002	<0.002		<0.002
10/10/2016				0.0046	
4/6/2017	<0.002	<0.002			<0.002
4/7/2017			<0.002	<0.002	
10/5/2017	<0.002				<0.002
10/6/2017		<0.002	0.0026		
10/9/2017				<0.002	
3/21/2018		<0.002			0.0038
3/22/2018	<0.002		<0.002	<0.002	
10/2/2018					<0.002
10/3/2018	<0.002	<0.002			
10/4/2018			<0.002	<0.002	
3/26/2019		<0.002			
3/27/2019	<0.002		<0.002	<0.002	<0.002
9/11/2019	<0.002	0.00066 (J)	0.00086 (J)	<0.002	<0.002
3/18/2020	<0.002	<0.002		<0.002	<0.002
3/19/2020			<0.002		
9/9/2020	<0.002			<0.002	<0.002

ND substitution: RL or RL/2 if <15% NDs.

Time Series

Constituent: Copper (mg/L) Analysis Run 6/24/2024 1:09 PM

Plant Scherer Client: Southern Company Data: Scherer Cell 1-CCR

	GWC-5	GWC-6	GWC-7	GWC-8A	GWC-9
9/10/2020		<0.002	0.0024		
4/1/2021	<0.002		0.00094 (J)		<0.002
4/5/2021		<0.002		<0.002	
8/11/2021		<0.002	<0.002		
8/12/2021	<0.002			<0.002	<0.002
2/15/2022	<0.002	<0.002	<0.002	<0.002	<0.002
8/25/2022	<0.002	<0.002	<0.002	<0.002	0.0017 (J)
2/27/2023		<0.002	<0.002	<0.002	0.0013 (J)
2/28/2023	<0.002				
8/8/2023	<0.002	<0.002	<0.002	<0.002	<0.002
2/29/2024	<0.002	<0.002	<0.002	<0.002	
3/1/2024					<0.002

ND substitution: RL or RL/2 if <15% NDs.

Time Series

Constituent: Fluoride (mg/L) Analysis Run 6/24/2024 1:09 PM

Plant Scherer Client: Southern Company Data: Scherer Cell 1-CCR

	GWA-15 (bg)	GWA-16 (bg)	GWA-17 (bg)	GWC-1	GWC-10
4/6/2016	0.017 (J)	0.048 (J)	0.039 (J)		
4/12/2016				0.087 (J)	
4/13/2016					0.082 (JD)
6/15/2016	<0.1	<0.1	<0.1		
6/16/2016				0.04 (J)	
6/21/2016					0.02 (J)
8/10/2016	<0.1	<0.1	<0.1		
8/11/2016				0.092 (J)	
8/15/2016					<0.1
10/4/2016	<0.1	<0.1		<0.1	
10/5/2016			<0.1		<0.1
11/29/2016		<0.1	<0.1		
11/30/2016	<0.1			0.091 (J)	
12/1/2016					<0.1
2/7/2017	<0.1	<0.1	<0.1	<0.1	
2/8/2017					<0.1
4/4/2017	<0.1	<0.1	<0.1		
4/5/2017				<0.1	
4/6/2017					<0.1
6/20/2017	<0.1	<0.1	<0.1	0.082 (J)	
6/21/2017					<0.1
10/4/2017	<0.1			<0.1	
10/5/2017		<0.1	<0.1		<0.1
3/20/2018	<0.1 (D)	<0.1	<0.1	<0.1	
3/21/2018					<0.1
10/2/2018	<0.1	<0.1	<0.1	0.089 (J)	<0.1
3/26/2019	<0.1	0.041 (J)	0.042 (J)	0.072 (J)	
3/27/2019					0.077 (J)
9/10/2019	<0.1	0.047 (J)	0.046 (J)	0.077 (J)	
9/11/2019					0.067 (J)
3/18/2020	0.036 (J)	0.041 (J)	0.071 (J)	0.098 (J)	0.088 (J)
9/9/2020	<0.1	0.034 (J)	0.036 (J)	0.069 (J)	0.055 (J)
4/1/2021	<0.1	0.035 (J)	0.042 (J)	0.081 (J)	0.086 (J)
8/11/2021	0.036 (J)	0.05 (J)	0.053 (J)		
8/17/2021					0.083 (J)
10/18/2021				0.081 (J)	
2/15/2022	0.054 (J)	0.079 (J)	0.083 (J)	0.12	0.099 (J)
5/12/2022				0.048 (J,R)	
8/24/2022			0.047 (J)	0.075 (J)	
8/25/2022	<0.1	0.047 (J)			0.065 (J)
2/21/2023					0.061 (J)
2/27/2023				0.08 (J)	
2/28/2023	0.077 (J)	0.089 (J)	0.067 (J)		
8/3/2023	<0.1	0.074 (J)	0.068 (J)		
8/9/2023				0.11	0.083 (J)
2/28/2024		<0.1	<0.1		
3/1/2024				<0.1	<0.1
3/4/2024	<0.1				

ND substitution: RL or RL/2 if <15% NDs.

Time Series

Constituent: Fluoride (mg/L) Analysis Run 6/24/2024 1:09 PM

Plant Scherer Client: Southern Company Data: Scherer Cell 1-CCR

	GWC-11	GWC-12	GWC-13	GWC-14	GWC-18
4/11/2016					0.047 (J)
4/13/2016	0.061 (JD)	0.01 (JD)	0.039 (JD)	0.027 (JD)	
6/16/2016					<0.1
6/21/2016	0.03 (J)	<0.1	<0.1	<0.1	
8/11/2016					<0.1
8/15/2016	<0.1	<0.1	<0.1	<0.1	
10/4/2016				<0.1	
10/5/2016	<0.1	<0.1			<0.1
10/7/2016			<0.1		
11/29/2016					<0.1
12/1/2016	<0.1	<0.1	<0.1	<0.1	
2/7/2017				<0.1	
2/8/2017	<0.1	<0.1			<0.1
2/9/2017			<0.1		
4/5/2017		<0.1			
4/6/2017	<0.1		<0.1	<0.1	<0.1
6/20/2017	<0.1	<0.1		<0.1	
6/21/2017					<0.1
6/22/2017			<0.1		
10/5/2017	<0.1	<0.1		<0.1	<0.1
10/6/2017			<0.1		
3/20/2018				<0.1	<0.1
3/21/2018	<0.1	<0.1 (D)			
3/22/2018			<0.1		
10/2/2018	<0.1	<0.1		<0.1	<0.1
10/3/2018			<0.1		
3/26/2019		0.026 (J)	0.04 (J)	0.034 (J)	0.046 (J)
3/27/2019	0.048 (J)				
9/11/2019	0.054 (J)	0.039 (J)	0.051 (J)	0.045 (J)	0.055 (J)
3/18/2020	0.064 (J)	0.046 (J)	0.055 (J)	0.068 (J)	<0.1
9/9/2020				<0.1	0.045 (J)
9/10/2020	0.052 (J)	<0.1	0.034 (J)		
4/1/2021	0.042 (J)	<0.1		<0.1	0.041 (J)
4/6/2021			0.026 (J)		
8/11/2021	0.051 (J)	0.029 (J)	0.045 (J)	0.045 (J)	0.062 (J)
2/16/2022	<0.1	<0.1	<0.1	<0.1	0.034 (J)
8/25/2022	0.059 (J)				0.047 (J)
8/26/2022		0.026 (J)	0.055 (J)	0.068 (J)	
2/27/2023	0.064 (J)	0.032 (J)	0.055 (J)	0.047 (J)	
2/28/2023					0.12
8/9/2023	0.071 (J)	<0.1	0.06 (J)	<0.1	0.066 (J)
2/29/2024	<0.1	<0.1			<0.1
3/1/2024			<0.1	<0.1	

ND substitution: RL or RL/2 if <15% NDs.

Time Series

Constituent: Fluoride (mg/L) Analysis Run 6/24/2024 1:09 PM

Plant Scherer Client: Southern Company Data: Scherer Cell 1-CCR

	GWC-19	GWC-2	GWC-20	GWC-3	GWC-4
4/11/2016	0.048 (J)				
4/12/2016		0.046 (J)	0.056 (J)	0.057 (JD)	0.121 (J)
6/16/2016	<0.1	<0.1	<0.1		
6/20/2016				0.04 (J)	0.04 (J)
8/11/2016	<0.1	<0.1	<0.1		
8/16/2016				<0.1	0.13 (J)
10/4/2016		<0.1			
10/5/2016	<0.1		<0.1	<0.1	
10/6/2016					0.1 (J)
11/29/2016	<0.1				
11/30/2016		<0.1	<0.1	<0.1	0.13 (J)
2/7/2017		<0.1			
2/8/2017	<0.1		<0.1	<0.1	0.093 (J)
4/5/2017	<0.1				
4/6/2017		<0.1	<0.1	<0.1	0.1 (J)
6/20/2017		<0.1			
6/21/2017	<0.1		<0.1	<0.1	
6/22/2017					0.11 (J)
10/4/2017		<0.1			
10/5/2017	<0.1		<0.1	<0.1	
10/6/2017					0.096 (J)
3/20/2018	<0.1	<0.1			
3/21/2018			<0.1	<0.1	0.094 (J)
10/2/2018	<0.1	<0.1			
10/3/2018			<0.1	<0.1	0.1 (J+X)
3/26/2019	0.04 (J)	0.046 (J)	0.045 (J)	0.046 (J)	0.087 (J)
9/10/2019		0.048 (J)		0.058 (J)	0.097 (J)
9/12/2019	0.032 (J)		0.044 (J)		
3/18/2020		0.055 (J)		0.091 (J)	
3/19/2020	<0.1		<0.1		0.038 (J)
9/9/2020	0.034 (J)	0.033 (J)			
9/10/2020			0.051 (J)	0.063 (J)	0.1
4/1/2021		0.043 (J)			
4/2/2021					0.097 (J)
4/6/2021				0.045 (J)	
6/1/2021	0.026 (J)		0.033 (J)		
8/11/2021	0.047 (J)		0.051 (J)		
8/12/2021		0.054 (J)		0.084 (J)	0.11
2/15/2022		0.072 (J)		0.092 (J)	0.13
2/16/2022	0.028 (J)		<0.1		
8/25/2022	0.042 (J)		0.05 (J)	0.059 (J)	0.077 (J)
8/26/2022		0.048 (J)			
2/27/2023		0.055 (J)			0.075 (J)
2/28/2023	0.079 (J)		0.089 (J)	0.08 (J)	
8/8/2023	0.067 (J)		0.053 (J)		0.1
8/9/2023		0.068 (J)		0.076 (J)	
2/29/2024	<0.1				<0.1
3/1/2024		<0.1	<0.1		
3/4/2024				<0.1	

ND substitution: RL or RL/2 if <15% NDs.

Time Series

Constituent: Fluoride (mg/L) Analysis Run 6/24/2024 1:09 PM

Plant Scherer Client: Southern Company Data: Scherer Cell 1-CCR

	GWC-5	GWC-6	GWC-7	GWC-8A	GWC-9
4/12/2016		0.061 (J)			
4/13/2016			0.061 (JD)		0.083 (JD)
4/19/2016	0.024 (J)			0.135 (J)	
6/20/2016		<0.1	0.12 (J)		
6/22/2016	<0.1				0.03 (J)
8/15/2016			<0.1		<0.1
8/16/2016	<0.1	<0.1			
10/6/2016	<0.1	<0.1	<0.1		<0.1
10/10/2016				0.12 (J)	
11/30/2016		<0.1			
12/1/2016	<0.1		<0.1	0.12 (J)	<0.1
2/8/2017					<0.1
2/9/2017	<0.1	<0.1	<0.1	0.11 (J)	
4/6/2017	<0.1	<0.1			<0.1
4/7/2017			<0.1	0.15 (J)	
6/21/2017	<0.1	<0.1		0.21	<0.1
6/22/2017			<0.1		
8/15/2017				0.1 (J)	
9/1/2017				0.084 (J)	
10/5/2017	<0.1				0.084 (J)
10/6/2017		<0.1	<0.1		
3/21/2018		<0.1			<0.1
3/22/2018	<0.1		<0.1	0.091 (J)	
10/2/2018					<0.1
10/3/2018	<0.1	<0.1			
10/4/2018			<0.1	0.14 (J+X)	
3/26/2019		0.058 (J)			
3/27/2019	0.038 (J)		0.04 (J)	0.071 (J)	0.066 (J)
9/11/2019	0.045 (J)	0.058 (J)	0.057 (J)	0.071 (J)	0.067 (J)
3/18/2020	0.055 (J)	0.082 (J)		0.073 (J)	0.096 (J)
3/19/2020			<0.1		
9/9/2020	0.033 (J)			0.038 (J)	0.067 (J)
9/10/2020		0.052 (J)	0.053 (J)		
4/1/2021	0.029 (J)		0.072 (J)		0.072 (J)
6/1/2021				0.034 (J)	
6/2/2021		0.038 (J)			
8/11/2021		0.055 (J)	0.058 (J)		
8/12/2021	0.045 (J)			0.087 (J)	0.085 (J)
2/15/2022	0.16	0.095 (J)	0.083 (J)	0.096 (J)	0.096 (J)
5/12/2022	0.03 (J,R)				
8/25/2022	0.047 (J)	0.058 (J)	0.051 (J)	0.059 (J)	0.064 (J)
2/27/2023		0.072 (J)	0.054 (J)	0.097 (J)	0.07 (J)
2/28/2023	0.065 (J)				
8/8/2023	0.066 (J)	0.1	0.084 (J)	0.053 (J)	0.088 (J)
2/29/2024	<0.1	<0.1	<0.1	<0.1	
3/1/2024					<0.1

ND substitution: RL or RL/2 if <15% NDs.

Time Series

Constituent: Lead, Total (mg/L) Analysis Run 6/24/2024 1:09 PM

Plant Scherer Client: Southern Company Data: Scherer Cell 1-CCR

	GWA-15 (bg)	GWA-16 (bg)	GWA-17 (bg)	GWC-1	GWC-10
5/8/2010			<0.001		
5/9/2010	<0.001	0.0021 (J)			
5/10/2010					<0.001
5/11/2010				<0.001	
6/16/2010		0.0028 (J)	0.0021 (J)		0.002 (J)
6/17/2010				0.0026 (J)	
6/18/2010	<0.001				
7/26/2010			<0.001		
7/27/2010		<0.001		<0.001	
7/28/2010	<0.001				<0.001
9/7/2010		<0.001	<0.001		
9/8/2010					<0.001
9/9/2010	<0.001			<0.001	
4/28/2011				0.0036 (J)	
4/29/2011		0.0032 (J)	0.0024 (J)		0.003 (J)
4/30/2011	<0.001				
10/27/2011					0.0027 (J)
10/28/2011	<0.001	0.0025 (J)	0.002 (J)		
10/29/2011				0.0038 (J)	
5/2/2012	<0.001	<0.001	<0.001		
5/3/2012				<0.001	
5/4/2012					<0.001
11/9/2012	<0.001	0.0024 (J)	<0.001	0.0024 (J)	
11/11/2012					0.0022 (J)
5/8/2013	<0.001	0.0051	0.0034 (J)		
5/9/2013				0.0085	0.007
11/5/2013	<0.001			0.0042 (J)	0.0048 (J)
11/6/2013		0.0033 (J)	0.0028 (J)		
5/20/2014	<0.001	<0.001	<0.001		
5/21/2014					<0.001
5/23/2014				<0.001	
11/8/2014		<0.001	<0.001		
11/12/2014	<0.001				0.002 (J)
11/13/2014				<0.001	
5/22/2015	<0.001	0.0036 (J)	0.0032 (J)		
5/23/2015				0.0044 (J)	0.0035 (J)
11/9/2015		0.0039 (J)	<0.001		
11/11/2015	<0.001			0.0042 (J)	
11/12/2015					0.0032 (J)
4/6/2016	<0.001	<0.001	<0.001		
4/12/2016				<0.001	
4/13/2016					<0.001 (D)
6/15/2016	<0.001	<0.001	<0.001		
6/16/2016				<0.001	
6/21/2016					<0.001
8/10/2016	<0.001	<0.001	<0.001		
8/11/2016				<0.001	
8/15/2016					<0.001
10/4/2016	<0.001	<0.001		<0.001	
10/5/2016			<0.001		<0.001
11/29/2016		<0.001	<0.001		
11/30/2016	<0.001			<0.001	

ND substitution: RL or RL/2 if <15% NDs.

Time Series

Constituent: Lead, Total (mg/L) Analysis Run 6/24/2024 1:09 PM

Plant Scherer Client: Southern Company Data: Scherer Cell 1-CCR

	GWA-15 (bg)	GWA-16 (bg)	GWA-17 (bg)	GWC-1	GWC-10
12/1/2016					<0.001
2/7/2017	<0.001	<0.001	<0.001	<0.001	
2/8/2017					<0.001
4/4/2017	<0.001	<0.001	<0.001		
4/5/2017				<0.001	
4/6/2017					<0.001
6/20/2017	<0.001	<0.001	<0.001	<0.001	
6/21/2017					<0.001
10/4/2017	<0.001			0.00067 (J)	
10/5/2017		<0.001	<0.001		<0.001
3/20/2018	<0.001 (D)	<0.001	<0.001	<0.001	
3/21/2018					<0.001
10/2/2018	<0.001	<0.001	<0.001	<0.001	<0.001
3/26/2019	<0.001	<0.001	<0.001	<0.001	
3/27/2019					<0.001
9/10/2019	<0.001	0.00016 (J)	0.00022 (J)	<0.001	
9/11/2019					<0.001
3/18/2020	<0.001	<0.001	<0.001	0.00023 (J)	<0.001
9/9/2020	<0.001	<0.001	<0.001	<0.001	<0.001
4/1/2021	<0.001	<0.001	<0.001	<0.001	<0.001
8/11/2021	<0.001	<0.001	<0.001		
8/18/2021				<0.001	
10/18/2021					<0.001
2/15/2022	<0.001	<0.001	<0.001	<0.001	<0.001
8/24/2022			<0.001	<0.001	
8/25/2022	<0.001	<0.001			<0.001
2/21/2023					<0.001
2/27/2023				<0.001	
2/28/2023	<0.001	<0.001	<0.001		
8/3/2023	<0.001	<0.001	<0.001		
8/9/2023				<0.001	<0.001
2/28/2024		<0.001	<0.001		
3/1/2024				0.00028 (J)	<0.001
3/4/2024	<0.001				

ND substitution: RL or RL/2 if <15% NDs.

Time Series

Constituent: Lead, Total (mg/L) Analysis Run 6/24/2024 1:09 PM

Plant Scherer Client: Southern Company Data: Scherer Cell 1-CCR

	GWC-11	GWC-12	GWC-13	GWC-14	GWC-18
5/9/2010		<0.001	<0.001	<0.001	
5/10/2010	<0.001				<0.001
6/16/2010	<0.001				0.0023 (J)
6/18/2010		<0.001	0.0021	<0.001	
7/26/2010					<0.001
7/27/2010	<0.001	<0.001			
7/28/2010				<0.001	
7/29/2010			<0.001		
9/7/2010					<0.001
9/8/2010	<0.001	<0.001			
9/9/2010			<0.001	<0.001	
4/26/2011			<0.001		
4/29/2011	0.0032 (J)	<0.001			0.0033 (J)
4/30/2011				<0.001	
10/27/2011	0.0027 (J)				
10/28/2011		<0.001	<0.001	<0.001	0.0023 (J)
5/2/2012					<0.001
5/3/2012		<0.001		<0.001	
5/4/2012	<0.001		<0.001		
11/9/2012					<0.001
11/10/2012	0.0025 (J)	<0.001		<0.001	
11/11/2012			<0.001		
5/8/2013			0.0036	0.0024	0.0052
5/9/2013	0.0051	<0.001			
11/5/2013				0.0028	
11/6/2013	0.0037 (J)	<0.001			0.003 (J)
11/7/2013			<0.001		
5/20/2014	<0.001	<0.001	<0.001	<0.001	
5/23/2014					<0.001
11/8/2014					<0.001
11/12/2014	<0.001	<0.001	<0.001	<0.001	
5/22/2015					0.0023 (J)
5/23/2015		<0.001			
5/24/2015	0.0037 (J)		<0.001	<0.001	
11/10/2015					0.0025 (J)
11/11/2015				<0.001	
11/12/2015	0.0038 (J)	<0.001	<0.001		
4/11/2016					<0.001
4/13/2016	<0.001 (D)	<0.001 (D)	<0.001 (D)	<0.001 (D)	
6/16/2016					<0.001
6/21/2016	<0.001	<0.001	<0.001	<0.001	
8/11/2016					<0.001
8/15/2016	<0.001	<0.001	<0.001	<0.001	
10/4/2016				<0.001	
10/5/2016	<0.001	<0.001			<0.001
10/7/2016			<0.001		
11/29/2016					<0.001
12/1/2016	<0.001	<0.001	<0.001	<0.001	
2/7/2017				<0.001	
2/8/2017	<0.001	<0.001			<0.001
2/9/2017			<0.001		
4/5/2017		<0.001			

ND substitution: RL or RL/2 if <15% NDs.

Time Series

Constituent: Lead, Total (mg/L) Analysis Run 6/24/2024 1:09 PM

Plant Scherer Client: Southern Company Data: Scherer Cell 1-CCR

	GWC-11	GWC-12	GWC-13	GWC-14	GWC-18
4/6/2017	<0.001		<0.001	<0.001	<0.001
6/20/2017	<0.001	<0.001		<0.001	
6/21/2017					<0.001
6/22/2017			<0.001		
10/5/2017	<0.001	<0.001		<0.001	<0.001
10/6/2017			0.00061 (J)		
3/20/2018				<0.001	<0.001
3/21/2018	<0.001	<0.001 (D)			
3/22/2018			<0.001		
10/2/2018	<0.001	<0.001		<0.001	<0.001
10/3/2018			<0.001		
3/26/2019		<0.001	<0.001	<0.001	<0.001
3/27/2019	<0.001				
9/11/2019	<0.001	<0.001	<0.001	<0.001	<0.001
3/18/2020	0.0017	<0.001	<0.001	<0.001	<0.001
9/9/2020				<0.001	<0.001
9/10/2020	0.00014 (J)	<0.001	<0.001		
4/1/2021	<0.001	<0.001		<0.001	<0.001
4/6/2021			<0.001		
8/11/2021	<0.001	<0.001	<0.001	<0.001	<0.001
2/16/2022	<0.001	<0.001	<0.001	<0.001	<0.001
8/25/2022	<0.001				<0.001
8/26/2022		<0.001	<0.001	<0.001	
2/27/2023	<0.001	<0.001	<0.001	<0.001	
2/28/2023					<0.001
8/9/2023	<0.001	<0.001	<0.001	<0.001	<0.001
2/29/2024	0.0012	<0.001			<0.001
3/1/2024			<0.001	<0.001	

ND substitution: RL or RL/2 if <15% NDs.

Time Series

Constituent: Lead, Total (mg/L) Analysis Run 6/24/2024 1:09 PM

Plant Scherer Client: Southern Company Data: Scherer Cell 1-CCR

	GWC-19	GWC-2	GWC-20	GWC-3	GWC-4
5/11/2010	<0.001	<0.001	0.0026 (J)	0.011 (o)	<0.001
6/16/2010	0.0022 (J)				
6/17/2010			0.0021 (J)	0.0027 (J)	<0.001
6/19/2010		0.003 (J)			
7/27/2010	<0.001	<0.001	<0.001		
7/28/2010				<0.001	<0.001
9/7/2010	<0.001		<0.001	<0.001	
9/8/2010					0.002 (J)
9/9/2010		<0.001			
4/28/2011		0.0037 (J)			0.0042 (J)
4/29/2011	0.0029 (J)		0.0032 (J)	0.0038 (J)	
10/28/2011	0.0021 (J)	0.003 (J)	0.0025 (J)	<0.001	
10/29/2011					0.0036 (J)
5/2/2012	<0.001				
5/3/2012		<0.001	<0.001	<0.001	<0.001
11/9/2012	0.002 (J)	0.003 (J)		0.0029 (J)	
11/10/2012			<0.001		0.0023 (J)
5/9/2013	0.0056	0.0063	0.0056		
5/10/2013				0.0061	0.0062
11/5/2013		0.0043 (J)			
11/6/2013	0.0035 (J)		0.0032 (J)	0.0025 (J)	0.0043 (J)
5/22/2014	<0.001	<0.001	<0.001	<0.001	<0.001
11/8/2014	<0.001				
11/9/2014			<0.001	<0.001	<0.001
11/13/2014		0.0021 (J)			
5/22/2015				0.0034 (J)	0.0046 (J)
5/23/2015	0.0047 (J)				
5/24/2015		0.0043 (J)	0.0044 (J)		
11/10/2015	0.0044 (J)		0.0038 (J)	0.0021 (J)	
11/11/2015		0.0032 (J)			0.0028 (J)
4/11/2016	<0.001				
4/12/2016		<0.001	<0.001	<0.001 (D)	<0.001
6/16/2016	<0.001	<0.001	<0.001		
6/20/2016				<0.001	<0.001
8/11/2016	<0.001	<0.001	<0.001		
8/12/2016				<0.001	<0.001
10/4/2016		<0.001			
10/5/2016	<0.001		<0.001	<0.001	
10/6/2016					<0.001
11/29/2016	<0.001				
11/30/2016		<0.001	<0.001	<0.001	<0.001
2/7/2017		<0.001			
2/8/2017	<0.001		<0.001	<0.001	<0.001
4/5/2017	0.0009 (J)				
4/6/2017		<0.001	<0.001	<0.001	<0.001
6/20/2017		<0.001			
6/21/2017	<0.001		<0.001	<0.001	
6/22/2017					<0.001
10/4/2017		<0.001			
10/5/2017	0.0015		<0.001	<0.001	
10/6/2017					<0.001
3/20/2018	<0.001	<0.001			

ND substitution: RL or RL/2 if <15% NDs.

Time Series

Constituent: Lead, Total (mg/L) Analysis Run 6/24/2024 1:09 PM

Plant Scherer Client: Southern Company Data: Scherer Cell 1-CCR

	GWC-19	GWC-2	GWC-20	GWC-3	GWC-4
3/21/2018			<0.001	<0.001	<0.001
10/2/2018	<0.001	<0.001			
10/3/2018			<0.001	0.00037 (J)	<0.001
3/26/2019	<0.001	<0.001	<0.001	<0.001	<0.001
9/10/2019		<0.001		<0.001	<0.001
9/12/2019	<0.001		<0.001		
3/18/2020		0.00014 (J)		<0.001	
3/19/2020	<0.001		<0.001		0.00019 (J)
9/9/2020	<0.001	<0.001			
9/10/2020			<0.001	<0.001	<0.001
4/1/2021		<0.001			
4/2/2021					<0.001
4/5/2021	0.00014 (J)		<0.001		
4/6/2021				<0.001	
8/11/2021	<0.001		<0.001		
8/12/2021		<0.001		0.00014 (J)	<0.001
2/15/2022		<0.001		<0.001	<0.001
2/16/2022	<0.001		<0.001		
8/25/2022	<0.001		<0.001	<0.001	<0.001
8/26/2022		<0.001			
2/27/2023		<0.001			<0.001
2/28/2023	<0.001		<0.001	<0.001	
8/8/2023	<0.001		<0.001		<0.001
8/9/2023		<0.001		<0.001	
2/29/2024	<0.001				<0.001
3/1/2024		<0.001	<0.001		
3/4/2024				<0.001	

ND substitution: RL or RL/2 if <15% NDs.

Time Series

Constituent: Lead, Total (mg/L) Analysis Run 6/24/2024 1:09 PM

Plant Scherer Client: Southern Company Data: Scherer Cell 1-CCR

	GWC-5	GWC-6	GWC-7	GWC-8A	GWC-9
5/10/2010			<0.001	<0.001	<0.001
5/11/2010	<0.001	<0.001			
6/16/2010					0.003 (J)
6/18/2010	0.0024	<0.001	0.0027 (J)		
6/19/2010				<0.001	
7/27/2010	<0.001	<0.001			<0.001
7/28/2010			<0.001	<0.001	
9/8/2010				0.0023 (J)	<0.001
9/9/2010	<0.001	<0.001	0.002 (J)		
4/29/2011	0.0028				0.0039 (J)
4/30/2011		0.0034 (J)	0.0037 (J)	0.011 (O)	
10/27/2011				0.0055	0.0043 (J)
10/28/2011	<0.001				
10/29/2011		0.0041 (J)	0.0025 (J)		
5/3/2012					<0.001
5/4/2012	<0.001	<0.001	<0.001	0.0029 (J)	
11/10/2012	<0.001	0.0023 (J)	0.003 (J)		
11/11/2012				0.0052	0.0025 (J)
5/9/2013	0.0061	0.0067	0.0064		0.0067
5/10/2013				0.023 (O)	
11/6/2013	0.0034				0.0069
11/7/2013		0.0048 (J)	0.0037 (J)	0.0083	
5/21/2014		<0.001	<0.001	<0.001	<0.001
5/22/2014	<0.001				
11/9/2014	<0.001	<0.001			
11/12/2014			<0.001		0.002 (J)
11/13/2014				0.0085	
5/23/2015				0.0077	0.003 (J)
5/24/2015	0.0093 (O)	0.0045 (J)	0.0053 (J)		
11/11/2015	0.0071	0.0048 (J)	0.0022 (J)	0.008	
11/12/2015					0.0044 (J)
4/12/2016		<0.001			
4/13/2016			<0.001 (D)		<0.001 (D)
4/19/2016	<0.001			<0.001	
6/20/2016		<0.001	<0.001		
6/22/2016	<0.001				<0.001
8/12/2016		<0.001			
8/15/2016			<0.001		<0.001
8/16/2016	<0.001				
10/6/2016	<0.001	<0.001	<0.001		<0.001
10/10/2016				<0.001	
11/30/2016		<0.001			
12/1/2016	<0.001		<0.001	0.00047 (J)	<0.001
2/8/2017					<0.001
2/9/2017	<0.001	<0.001	<0.001	0.0012 (J)	
4/6/2017	<0.001	<0.001			<0.001
4/7/2017			<0.001	<0.001	
6/21/2017	<0.001	<0.001		<0.001	<0.001
6/22/2017			<0.001		
8/15/2017				<0.001	
9/1/2017				<0.001	
10/5/2017	<0.001				<0.001

ND substitution: RL or RL/2 if <15% NDs.

Time Series

Constituent: Lead, Total (mg/L) Analysis Run 6/24/2024 1:09 PM

Plant Scherer Client: Southern Company Data: Scherer Cell 1-CCR

	GWC-5	GWC-6	GWC-7	GWC-8A	GWC-9
10/6/2017		<0.001	<0.001		
10/9/2017				<0.001	
3/21/2018		<0.001			<0.001
3/22/2018	<0.001		<0.001	<0.001	
10/2/2018					<0.001
10/3/2018	<0.001	<0.001			
10/4/2018			<0.001	<0.001	
3/26/2019		<0.001			
3/27/2019	<0.001		<0.001	<0.001	<0.001
9/11/2019	<0.001	<0.001	<0.001	<0.001	<0.001
3/18/2020	<0.001	<0.001		<0.001	<0.001
3/19/2020			<0.001		
9/9/2020	<0.001			<0.001	<0.001
9/10/2020		<0.001	0.00017 (J)		
4/1/2021	<0.001		<0.001		<0.001
4/5/2021		<0.001		0.00034 (J)	
8/11/2021		<0.001	0.00014 (J)		
8/12/2021	<0.001			<0.001	<0.001
2/15/2022	<0.001	<0.001	<0.001	<0.001	<0.001
8/25/2022	<0.001	<0.001	<0.001	<0.001	<0.001
2/27/2023		<0.001	<0.001	<0.001	<0.001
2/28/2023	<0.001				
8/8/2023	<0.001	<0.001	<0.001	<0.001	<0.001
2/29/2024	<0.001	<0.001	<0.001	0.00021 (J)	
3/1/2024					<0.001

ND substitution: RL or RL/2 if <15% NDs.

Time Series

Constituent: Mercury (mg/L) Analysis Run 6/24/2024 1:09 PM

Plant Scherer Client: Southern Company Data: Scherer Cell 1-CCR

	GWA-15 (bg)	GWA-16 (bg)	GWA-17 (bg)	GWC-1	GWC-10
5/8/2010			<0.0002		
5/9/2010	<0.0002	<0.0002			
5/10/2010					<0.0002
5/11/2010				<0.0002	
6/16/2010		<0.0002	<0.0002		<0.0002
6/17/2010				<0.0002	
6/18/2010	<0.0002				
7/26/2010			<0.0002		
7/27/2010		<0.0002		<0.0002	
7/28/2010	<0.0002				<0.0002
9/7/2010		7.4E-05 (J)	7.8E-05 (J)		
9/8/2010					8.8E-05 (J)
9/9/2010	<0.0002			<0.0002	
4/28/2011				<0.0002	
4/29/2011		<0.0002	<0.0002		<0.0002
4/30/2011	<0.0002				
10/27/2011					<0.0002
10/28/2011	<0.0002	<0.0002	<0.0002		
10/29/2011				<0.0002	
5/2/2012	<0.0002	<0.0002	<0.0002		
5/3/2012				<0.0002	
5/4/2012					<0.0002
11/9/2012	<0.0002	<0.0002	<0.0002	<0.0002	
11/11/2012					<0.0002
5/8/2013	7E-05 (J)	8E-05 (J)	<0.0002		
5/9/2013				<0.0002	<0.0002
11/5/2013	<0.0002			7.3E-05 (J)	0.00011 (J)
11/6/2013		0.00014	0.00011		
5/20/2014	<0.0002	<0.0002	<0.0002		
5/21/2014					<0.0002
5/23/2014				<0.0002	
11/8/2014		<0.0002	<0.0002		
11/12/2014	<0.0002				<0.0002
11/13/2014				<0.0002	
5/22/2015	7.2E-05 (J)	<0.0002	7.1E-05 (J)		
5/23/2015				<0.0002	<0.0002
11/9/2015		<0.0002	<0.0002		
11/11/2015	<0.0002			<0.0002	
11/12/2015					<0.0002
4/6/2016	<0.0002	<0.0002	<0.0002		
4/12/2016				<0.0002	
4/13/2016					<0.0002 (D)
6/15/2016	<0.0002	<0.0002	<0.0002		
6/16/2016				<0.0002	
6/21/2016					<0.0002
8/10/2016	<0.0002	<0.0002	<0.0002		
8/11/2016				<0.0002	
8/15/2016					<0.0002
10/4/2016	<0.0002	<0.0002		<0.0002	
10/5/2016			<0.0002		<0.0002
11/29/2016		<0.0002	<0.0002		
11/30/2016	<0.0002			<0.0002	

ND substitution: RL or RL/2 if <15% NDs.

Time Series

Constituent: Mercury (mg/L) Analysis Run 6/24/2024 1:09 PM

Plant Scherer Client: Southern Company Data: Scherer Cell 1-CCR

	GWA-15 (bg)	GWA-16 (bg)	GWA-17 (bg)	GWC-1	GWC-10
12/1/2016					<0.0002
2/7/2017	<0.0002	<0.0002	<0.0002	7E-05 (J)	
2/8/2017					7.6E-05 (J)
4/4/2017	<0.0002	<0.0002	<0.0002		
4/5/2017				<0.0002	
4/6/2017					<0.0002
6/20/2017	<0.0002	<0.0002	<0.0002	<0.0002	
6/21/2017					<0.0002
10/4/2017	<0.0002			<0.0002	
10/5/2017		<0.0002	<0.0002		<0.0002
3/20/2018	<0.0002 (XD)	<0.0002	<0.0002 (X)	<0.0002 (X)	
3/21/2018					<0.0002
10/2/2018	<0.0002 (X)	<0.0002 (X)	<0.0002 (X)	<0.0002 (X)	<0.0002 (X)
3/26/2019	<0.0002	<0.0002	<0.0002	<0.0002	
3/27/2019					<0.0002
9/10/2019	<0.0002	<0.0002	<0.0002	<0.0002	
9/11/2019					<0.0002
3/18/2020	<0.0002	<0.0002	<0.0002	<0.0002	<0.0002
9/9/2020	<0.0002	<0.0002	<0.0002	<0.0002	<0.0002
4/1/2021	<0.0002	<0.0002	<0.0002	<0.0002	<0.0002
8/11/2021	<0.0002	<0.0002	<0.0002		
8/17/2021					<0.0002
8/18/2021				<0.0002	
2/15/2022	<0.0002	<0.0002	<0.0002	<0.0002	<0.0002
8/24/2022			<0.0002	<0.0002	
8/25/2022	<0.0002	<0.0002			<0.0002
2/21/2023					<0.0002
2/27/2023				<0.0002	
2/28/2023	<0.0002	<0.0002	<0.0002		
8/3/2023	<0.0002	<0.0002	<0.0002		
8/9/2023				<0.0002	<0.0002
2/28/2024		<0.0002	<0.0002		
3/1/2024				<0.0002	<0.0002
3/4/2024	<0.0002				

ND substitution: RL or RL/2 if <15% NDs.

Time Series

Constituent: Mercury (mg/L) Analysis Run 6/24/2024 1:09 PM

Plant Scherer Client: Southern Company Data: Scherer Cell 1-CCR

	GWC-11	GWC-12	GWC-13	GWC-14	GWC-18
5/9/2010		<0.0002	8.2E-05 (J)	9.1E-05 (J)	
5/10/2010	<0.0002				<0.0002
6/16/2010	<0.0002				<0.0002
6/18/2010		<0.0002	<0.0002	<0.0002	
7/26/2010					<0.0002
7/27/2010	<0.0002	<0.0002			
7/28/2010				<0.0002	
7/29/2010			<0.0002		
9/7/2010					<0.0002
9/8/2010	<0.0002	<0.0002			
9/9/2010			<0.0002	<0.0002	
4/26/2011			<0.0002		
4/29/2011	<0.0002	<0.0002			<0.0002
4/30/2011				<0.0002	
10/27/2011	<0.0002				
10/28/2011		<0.0002	<0.0002	<0.0002	<0.0002
5/2/2012					<0.0002
5/3/2012		<0.0002		<0.0002	
5/4/2012	<0.0002		<0.0002		
11/9/2012					<0.0002
11/10/2012	<0.0002	<0.0002		<0.0002	
11/11/2012			<0.0002		
5/8/2013			<0.0002	<0.0002	<0.0002
5/9/2013	0.00019	<0.0002			
11/5/2013				0.00016	
11/6/2013	0.00014	<0.0002			<0.0002
11/7/2013			0.0001		
5/20/2014	<0.0002	<0.0002	<0.0002	<0.0002	
5/23/2014					<0.0002
11/8/2014					<0.0002
11/12/2014	<0.0002	<0.0002	<0.0002	<0.0002	
5/22/2015					<0.0002
5/23/2015		<0.0002			
5/24/2015	<0.0002		<0.0002	<0.0002	
11/10/2015					<0.0002
11/11/2015				<0.0002	
11/12/2015	<0.0002	<0.0002	<0.0002		
4/11/2016					<0.0002
4/13/2016	<0.0002 (D)	<0.0002 (D)	<0.0002 (D)	<0.0002 (D)	
6/16/2016					<0.0002
6/21/2016	<0.0002	<0.0002	<0.0002	<0.0002	
8/11/2016					<0.0002
8/15/2016	<0.0002	<0.0002	<0.0002	<0.0002	
10/4/2016				<0.0002	
10/5/2016	<0.0002	<0.0002			<0.0002
10/7/2016			<0.0002		
11/29/2016					<0.0002
12/1/2016	<0.0002	<0.0002	<0.0002	<0.0002	
2/7/2017				<0.0002	
2/8/2017	<0.0002	<0.0002			8.9E-05
2/9/2017			<0.0002		
4/5/2017		<0.0002			

ND substitution: RL or RL/2 if <15% NDs.

Time Series

Constituent: Mercury (mg/L) Analysis Run 6/24/2024 1:09 PM

Plant Scherer Client: Southern Company Data: Scherer Cell 1-CCR

	GWC-11	GWC-12	GWC-13	GWC-14	GWC-18
4/6/2017	<0.0002		<0.0002	<0.0002	<0.0002
6/20/2017	<0.0002	<0.0002		<0.0002	
6/21/2017					<0.0002
6/22/2017			<0.0002		
10/5/2017	<0.0002	<0.0002		<0.0002	<0.0002
10/6/2017			<0.0002		
3/20/2018				<0.0002	<0.0002
3/21/2018	<0.0002	<0.0002 (D)			
3/22/2018			<0.0002 (X)		
10/2/2018	<0.0002 (X)	<0.0002 (X)		<0.0002 (X)	<0.0002 (X)
10/3/2018			<0.0002 (X)		
3/26/2019		<0.0002	<0.0002	<0.0002	<0.0002
3/27/2019	<0.0002				
9/11/2019	<0.0002	<0.0002	<0.0002	<0.0002	<0.0002
3/18/2020	<0.0002	<0.0002	<0.0002	<0.0002	<0.0002
9/9/2020				<0.0002	<0.0002
9/10/2020	<0.0002	<0.0002	<0.0002		
4/1/2021	<0.0002	<0.0002		<0.0002	<0.0002
4/6/2021			<0.0002		
8/11/2021	<0.0002	<0.0002	<0.0002	<0.0002	<0.0002
2/16/2022	<0.0002	<0.0002	<0.0002	<0.0002	<0.0002
8/25/2022	<0.0002				<0.0002
8/26/2022		<0.0002	<0.0002	<0.0002	
2/27/2023	<0.0002	<0.0002	<0.0002	<0.0002	
2/28/2023					<0.0002
8/9/2023	<0.0002	<0.0002	<0.0002	<0.0002	<0.0002
2/29/2024	<0.0002	<0.0002			<0.0002
3/1/2024			<0.0002	<0.0002	

ND substitution: RL or RL/2 if <15% NDs.

Time Series

Constituent: Mercury (mg/L) Analysis Run 6/24/2024 1:09 PM

Plant Scherer Client: Southern Company Data: Scherer Cell 1-CCR

	GWC-19	GWC-2	GWC-20	GWC-3	GWC-4
5/11/2010	<0.0002	<0.0002	8.5E-05	<0.0002	<0.0002
6/16/2010	<0.0002				
6/17/2010			<0.0002	<0.0002	<0.0002
6/19/2010		<0.0002			
7/27/2010	<0.0002	<0.0002	<0.0002		
7/28/2010				<0.0002	<0.0002
9/7/2010	0.00011		0.0001	0.00012	
9/8/2010					<0.0002
9/9/2010		9.3E-05			
4/28/2011		<0.0002			<0.0002
4/29/2011	<0.0002		<0.0002	<0.0002	
10/28/2011	<0.0002	<0.0002	<0.0002	<0.0002	
10/29/2011					<0.0002
5/2/2012	<0.0002				
5/3/2012		<0.0002	<0.0002	<0.0002	<0.0002
11/9/2012	<0.0002	<0.0002		<0.0002	
11/10/2012			<0.0002		<0.0002
5/9/2013	<0.0002	<0.0002	<0.0002		
5/10/2013				0.00014	0.00012
11/5/2013		0.00011			
11/6/2013	<0.0002		<0.0002	0.00014	<0.0002
5/22/2014	<0.0002	<0.0002	<0.0002	<0.0002	<0.0002
11/8/2014	<0.0002				
11/9/2014			<0.0002	<0.0002	<0.0002
11/13/2014		<0.0002			
5/22/2015				<0.0002	<0.0002
5/23/2015	<0.0002				
5/24/2015		<0.0002	<0.0002		
11/10/2015	<0.0002		<0.0002	<0.0002	
11/11/2015		<0.0002			<0.0002
4/11/2016	<0.0002				
4/12/2016		<0.0002	<0.0002	<0.0002 (D)	<0.0002
6/16/2016	<0.0002	<0.0002	<0.0002		
6/20/2016				<0.0002	<0.0002
8/11/2016	<0.0002	<0.0002	<0.0002		
8/12/2016				<0.0002	<0.0002
10/4/2016		<0.0002			
10/5/2016	<0.0002		<0.0002	<0.0002	
10/6/2016					<0.0002
11/29/2016	<0.0002				
11/30/2016		<0.0002	<0.0002	<0.0002	<0.0002
2/7/2017		<0.0002			
2/8/2017	7.6E-05 (J)		7.5E-05 (J)	<0.0002	<0.0002
4/5/2017	<0.0002				
4/6/2017		<0.0002	<0.0002	<0.0002	<0.0002
6/20/2017		<0.0002			
6/21/2017	<0.0002		<0.0002	<0.0002	
6/22/2017					<0.0002
10/4/2017		<0.0002			
10/5/2017	<0.0002		<0.0002	<0.0002	
10/6/2017					<0.0002
3/20/2018	<0.0002 (X)	<0.0002 (X)			

ND substitution: RL or RL/2 if <15% NDs.

Time Series

Constituent: Mercury (mg/L) Analysis Run 6/24/2024 1:09 PM

Plant Scherer Client: Southern Company Data: Scherer Cell 1-CCR

	GWC-19	GWC-2	GWC-20	GWC-3	GWC-4
3/21/2018			<0.0002	<0.0002	<0.0002 (X)
10/2/2018	<0.0002 (X)	<0.0002			
10/3/2018			<0.0002 (X)	<0.0002 (X)	<0.0002 (X)
3/26/2019	<0.0002	<0.0002	<0.0002	<0.0002	<0.0002
9/10/2019		<0.0002		<0.0002	<0.0002
9/12/2019	<0.0002		<0.0002		
3/18/2020		<0.0002		<0.0002	
3/19/2020	<0.0002		<0.0002		<0.0002
9/9/2020	<0.0002	<0.0002			
9/10/2020			<0.0002	<0.0002	<0.0002
4/1/2021		<0.0002			
4/2/2021					<0.0002
4/6/2021				<0.0002	
6/1/2021	<0.0002		<0.0002		
8/11/2021	<0.0002		<0.0002		
8/12/2021		<0.0002		<0.0002	<0.0002
2/15/2022		<0.0002		<0.0002	<0.0002
2/16/2022	<0.0002		0.00015 (J)		
8/25/2022	<0.0002		<0.0002	<0.0002	<0.0002
8/26/2022		<0.0002			
2/27/2023		<0.0002			<0.0002
2/28/2023	<0.0002		<0.0002	<0.0002	
8/8/2023	<0.0002		<0.0002		<0.0002
8/9/2023		<0.0002		<0.0002	
2/29/2024	<0.0002				<0.0002
3/1/2024		<0.0002	<0.0002		
3/4/2024				<0.0002	

ND substitution: RL or RL/2 if <15% NDs.

Time Series

Constituent: Mercury (mg/L) Analysis Run 6/24/2024 1:09 PM

Plant Scherer Client: Southern Company Data: Scherer Cell 1-CCR

	GWC-5	GWC-6	GWC-7	GWC-8A	GWC-9
5/10/2010			<0.0002	<0.0002	<0.0002
5/11/2010	<0.0002	<0.0002			
6/16/2010					<0.0002
6/18/2010	<0.0002	<0.0002	<0.0002		
6/19/2010				<0.0002	
7/27/2010	<0.0002	<0.0002			<0.0002
7/28/2010			<0.0002	<0.0002	
9/8/2010				0.00011 (J)	<0.0002
9/9/2010	<0.0002	0.00017	<0.0002		
4/29/2011	<0.0002				<0.0002
4/30/2011		<0.0002	<0.0002	<0.0002	
10/27/2011				<0.0002	<0.0002
10/28/2011	<0.0002				
10/29/2011		<0.0002	7E-05 (J)		
5/3/2012					<0.0002
5/4/2012	<0.0002	<0.0002	<0.0002	<0.0002	
11/10/2012	<0.0002	<0.0002	<0.0002		
11/11/2012				<0.0002	<0.0002
5/9/2013	0.00016	0.00014	<0.0002		<0.0002
5/10/2013				0.00014	
11/6/2013	<0.0002				8.8E-05
11/7/2013		0.00011	0.00016	0.00019	
5/21/2014		<0.0002	<0.0002	<0.0002	<0.0002
5/22/2014	<0.0002				
11/9/2014	<0.0002	<0.0002			
11/12/2014			<0.0002		<0.0002
11/13/2014				<0.0002	
5/23/2015				<0.0002	<0.0002
5/24/2015	<0.0002	<0.0002	<0.0002		
11/11/2015	<0.0002	<0.0002	<0.0002	<0.0002	
11/12/2015					<0.0002
4/12/2016		<0.0002			
4/13/2016			<0.0002 (D)		<0.0002 (D)
4/19/2016	<0.0002			<0.0002	
6/20/2016		<0.0002	<0.0002		
6/22/2016	<0.0002				<0.0002
8/12/2016		<0.0002			
8/15/2016			<0.0002		<0.0002
8/16/2016	<0.0002				
10/6/2016	<0.0002	<0.0002	<0.0002		<0.0002
10/10/2016				0.000155 (D)	
11/30/2016		<0.0002			
12/1/2016	<0.0002		<0.0002	<0.0002	<0.0002
2/8/2017					<0.0002
2/9/2017	<0.0002	<0.0002	<0.0002	<0.0002	
4/6/2017	<0.0002	<0.0002			<0.0002
4/7/2017			<0.0002	<0.0002	
6/21/2017	<0.0002	<0.0002		<0.0002	<0.0002
6/22/2017			<0.0002		
8/15/2017				<0.0002	
9/1/2017				<0.0002	
10/5/2017	<0.0002				<0.0002

ND substitution: RL or RL/2 if <15% NDs.

Time Series

Constituent: Mercury (mg/L) Analysis Run 6/24/2024 1:09 PM

Plant Scherer Client: Southern Company Data: Scherer Cell 1-CCR

	GWC-5	GWC-6	GWC-7	GWC-8A	GWC-9
10/6/2017		<0.0002	<0.0002		
10/9/2017				8.9E-05 (J)	
3/21/2018		<0.0002 (X)			<0.0002
3/22/2018	<0.0002 (X)		<0.0002 (X)	<0.0002 (X)	
10/2/2018					<0.0002 (X)
10/3/2018	<0.0002 (X)	<0.0002 (X)			
10/4/2018			<0.0002 (X)	<0.0002	
3/26/2019		<0.0002			
3/27/2019	<0.0002		<0.0002	<0.0002	<0.0002
9/11/2019	<0.0002	<0.0002	<0.0002	<0.0002	<0.0002
3/18/2020	<0.0002	<0.0002		<0.0002	<0.0002
3/19/2020			0.00011 (J)		
9/9/2020	<0.0002			<0.0002	<0.0002
9/10/2020		<0.0002	<0.0002		
4/1/2021	<0.0002		<0.0002		<0.0002
6/1/2021				<0.0002	
6/2/2021		<0.0002			
8/11/2021		<0.0002	<0.0002		
8/12/2021	<0.0002			<0.0002	<0.0002
2/15/2022	<0.0002	<0.0002	<0.0002	<0.0002	<0.0002
8/25/2022	<0.0002	<0.0002	<0.0002	<0.0002	<0.0002
2/27/2023		<0.0002	<0.0002	<0.0002	<0.0002
2/28/2023	<0.0002				
8/8/2023	<0.0002	<0.0002	<0.0002	<0.0002	<0.0002
2/29/2024	<0.0002	<0.0002	<0.0002	<0.0002	
3/1/2024					<0.0002

ND substitution: RL or RL/2 if <15% NDs.

Time Series

Constituent: Nickel (mg/L) Analysis Run 6/24/2024 1:09 PM

Plant Scherer Client: Southern Company Data: Scherer Cell 1-CCR

	GWA-15 (bg)	GWA-16 (bg)	GWA-17 (bg)	GWC-1	GWC-10
5/8/2010			<0.001		
5/9/2010	<0.001	<0.001			
5/10/2010					<0.0018
5/11/2010				<0.0018	
6/16/2010		<0.001	<0.001		<0.0018
6/17/2010				<0.0018	
6/18/2010	<0.001				
7/26/2010			<0.001		
7/27/2010		<0.001		<0.0018	
7/28/2010	<0.001				<0.0018
9/7/2010		<0.001	<0.001		
9/8/2010					<0.0018
9/9/2010	<0.001			<0.0018	
4/28/2011				0.0086 (O)	
4/29/2011		<0.001	<0.001		<0.0018
4/30/2011	<0.001				
10/27/2011					<0.0018
10/28/2011	<0.001	<0.001	<0.001		
10/29/2011				<0.0018	
5/2/2012	<0.001	<0.001	<0.001		
5/3/2012				<0.0018	
5/4/2012					<0.0018
11/9/2012	<0.001	<0.001	<0.001	<0.0018	
11/11/2012					<0.0018
5/8/2013	<0.001	<0.001	<0.001		
5/9/2013				<0.0018	<0.0018
11/5/2013	<0.001			<0.0018	<0.0018
11/6/2013		<0.001	<0.001		
5/20/2014	<0.001	<0.001	<0.001		
5/21/2014					<0.0018
5/23/2014				<0.0018	
11/8/2014		<0.001	<0.001		
11/12/2014	<0.001				<0.0018
11/13/2014				<0.0018	
5/22/2015	<0.001	<0.001	<0.001		
5/23/2015				<0.0018	<0.0018
11/9/2015		<0.001	<0.001		
11/11/2015	<0.001			<0.0018	
11/12/2015					<0.0018
4/6/2016	0.00202 (J)	<0.001	<0.001		
4/12/2016				<0.0018	
4/13/2016					0.00271
10/4/2016	<0.001	<0.001		<0.0018	
10/5/2016			<0.001		<0.0018
4/4/2017	<0.001	<0.001	<0.001		
4/5/2017				<0.0018	
4/6/2017					<0.0018
10/4/2017	<0.001			<0.0018	
10/5/2017		<0.001	<0.001		<0.0018
3/20/2018	<0.001 (D)	0.04 (O)	<0.001	<0.0018	
3/21/2018					<0.0018
10/2/2018	<0.001	<0.001	<0.001	<0.0018	0.0018 (J)

ND substitution: RL or RL/2 if <15% NDs.

Time Series

Constituent: Nickel (mg/L) Analysis Run 6/24/2024 1:09 PM

Plant Scherer Client: Southern Company Data: Scherer Cell 1-CCR

	GWA-15 (bg)	GWA-16 (bg)	GWA-17 (bg)	GWC-1	GWC-10
3/26/2019	<0.001	<0.001	<0.001	<0.0018	
3/27/2019					<0.0018
9/10/2019	0.00081 (J)	0.00037 (J)	0.0012	0.00065 (J)	
9/11/2019					0.0016
3/18/2020	0.00043 (J)	<0.001	<0.001	0.00056 (J)	0.0016
9/9/2020	0.00069 (J)	<0.001	0.00048 (J)	0.00047 (J)	0.0021
4/1/2021	0.00049 (J)	<0.001	0.0004 (J)	0.00073 (J)	0.0012
8/11/2021	0.00051 (J)	<0.001	<0.001		
8/18/2021				0.0017	
10/18/2021					0.002
2/15/2022	0.00065 (J)	<0.001	<0.001	0.00052 (J)	0.0022
8/24/2022			0.00082 (J)	0.00086 (J)	
8/25/2022	0.001	<0.001			0.003
12/28/2022					0.0017 (R)
2/21/2023					0.0031
2/27/2023				0.0013	
2/28/2023	0.00057 (J)	<0.001	<0.001		
8/3/2023	0.00099 (J)	<0.001	<0.001		
8/9/2023				0.0071	0.0026
10/4/2023				0.00085 (JR)	
2/28/2024		<0.001	<0.001		
3/1/2024				0.00096 (J)	0.0048
3/4/2024	<0.001				
5/20/2024					0.0016 (R)

ND substitution: RL or RL/2 if <15% NDs.

Time Series

Constituent: Nickel (mg/L) Analysis Run 6/24/2024 1:09 PM

Plant Scherer Client: Southern Company Data: Scherer Cell 1-CCR

	GWC-11	GWC-12	GWC-13	GWC-14	GWC-18
5/9/2010		<0.0018	<0.001	<0.001	
5/10/2010	<0.0018				<0.001
6/16/2010	<0.0018				<0.001
6/18/2010		<0.0018	<0.001	<0.001	
7/26/2010					<0.001
7/27/2010	<0.0018	<0.0018			
7/28/2010				<0.001	
7/29/2010			<0.001		
9/7/2010					<0.001
9/8/2010	<0.0018	<0.0018			
9/9/2010			<0.001	<0.001	
4/26/2011			<0.001		
4/29/2011	<0.0018	<0.0018			<0.001
4/30/2011				<0.001	
10/27/2011	<0.0018				
10/28/2011		<0.0018	<0.001	<0.001	<0.001
5/2/2012					<0.001
5/3/2012		<0.0018		<0.001	
5/4/2012	<0.0018		<0.001		
11/9/2012					<0.001
11/10/2012	<0.0018	<0.0018		<0.001	
11/11/2012			<0.001		
5/8/2013			<0.001	<0.001	<0.001
5/9/2013	<0.0018	<0.0018			
11/5/2013				<0.001	
11/6/2013	<0.0018	<0.0018			<0.001
11/7/2013			<0.001		
5/20/2014	<0.0018	<0.0018	<0.001	<0.001	
5/23/2014					<0.001
11/8/2014					<0.001
11/12/2014	<0.0018	<0.0018	<0.001	<0.001	
5/22/2015					0.0045 (O)
5/23/2015		<0.0018			
5/24/2015	<0.0018		<0.001	<0.001	
11/10/2015					<0.001
11/11/2015				<0.001	
11/12/2015	<0.0018	<0.0018	<0.001		
4/11/2016					<0.001
4/13/2016	<0.0018 (D)	<0.0018 (D)	<0.001 (D)	<0.001 (D)	
10/4/2016				<0.001	
10/5/2016	<0.0018	<0.0018			<0.001
10/7/2016			<0.001		
4/5/2017		<0.0018			
4/6/2017	<0.0018		<0.001	<0.001	<0.001
10/5/2017	<0.0018	<0.0018		<0.001	<0.001
10/6/2017			<0.001		
3/20/2018				<0.001	<0.001
3/21/2018	<0.0018	<0.0018 (D)			
3/22/2018			<0.001		
10/2/2018	<0.0018	<0.0018		<0.001	<0.001
10/3/2018			<0.001		
3/26/2019		<0.0018	<0.001	<0.001	<0.001

ND substitution: RL or RL/2 if <15% NDs.

Time Series

Constituent: Nickel (mg/L) Analysis Run 6/24/2024 1:09 PM

Plant Scherer Client: Southern Company Data: Scherer Cell 1-CCR

	GWC-11	GWC-12	GWC-13	GWC-14	GWC-18
3/27/2019	<0.0018				
9/11/2019	0.00066 (J)	0.00084 (J)	0.00039 (J)	<0.001	0.00048 (J)
3/18/2020	0.0005 (J)	0.0006 (J)	0.00061 (J)	<0.001	0.00034 (J)
9/9/2020				<0.001	0.00064 (J)
9/10/2020	0.0012	0.00088 (J)	0.00044 (J)		
4/1/2021	0.00065 (J)	0.00065 (J)		<0.001	<0.001
4/6/2021			0.00053 (J)		
8/11/2021	0.0006 (J)	0.0008 (J)	<0.001	<0.001	<0.001
2/16/2022	0.0007 (J)	0.00076 (J)	<0.001	<0.001	<0.001
8/25/2022	0.00081 (J)				<0.001
8/26/2022		0.00096 (J)	<0.001	<0.001	
2/27/2023	0.00085 (J)	0.0011	<0.001	<0.001	
2/28/2023					<0.001
8/9/2023	0.00068 (J)	0.00094 (J)	0.00043 (J)	<0.001	<0.001
2/29/2024	0.00099 (J)	0.00092 (J)			<0.001
3/1/2024			0.00059 (J)	0.0081	
5/7/2024				<0.001 (R)	

ND substitution: RL or RL/2 if <15% NDs.

Time Series

Constituent: Nickel (mg/L) Analysis Run 6/24/2024 1:09 PM

Plant Scherer Client: Southern Company Data: Scherer Cell 1-CCR

	GWC-19	GWC-2	GWC-20	GWC-3	GWC-4
5/11/2010	<0.001	0.0033 (O)	<0.001	<0.0018	<0.0018
6/16/2010	<0.001				
6/17/2010			<0.001	<0.0018	<0.0018
6/19/2010		<0.0018			
7/27/2010	<0.001	<0.0018	<0.001		
7/28/2010				0.019 (O)	<0.0018
9/7/2010	<0.001		<0.001	0.0093 (O)	
9/8/2010					<0.0018
9/9/2010		<0.0018			
4/28/2011		<0.0018			<0.0018
4/29/2011	<0.001		<0.001	<0.0018	
10/28/2011	<0.001	<0.0018	0.003 (J)	<0.0018	
10/29/2011					<0.0018
5/2/2012	<0.001				
5/3/2012		<0.0018	<0.001	<0.0018	<0.0018
11/9/2012	<0.001	<0.0018		0.0035 (J)	
11/10/2012			<0.001		<0.0018
5/9/2013	<0.001	<0.0018	<0.001		
5/10/2013				0.0081 (O)	<0.0018
11/5/2013		<0.0018			
11/6/2013	<0.001		<0.001	<0.0018	<0.0018
5/22/2014	<0.001	<0.0018	<0.001	<0.0018	<0.0018
11/8/2014	<0.001				
11/9/2014			<0.001	<0.0018	<0.0018
11/13/2014		<0.0018			
5/22/2015				<0.0018	<0.0018
5/23/2015	0.01 (O)				
5/24/2015		<0.0018	0.0063 (O)		
11/10/2015	<0.001		<0.001	<0.0018	
11/11/2015		<0.0018			<0.0018
4/11/2016	<0.001				
4/12/2016		0.00206 (J)	<0.001	<0.0018 (D)	<0.0018
10/4/2016		0.0023 (J)			
10/5/2016	<0.001		<0.001	<0.0018	
10/6/2016					0.0021 (J)
4/5/2017	<0.001				
4/6/2017		<0.0018	0.002 (J)	<0.0018	<0.0018
10/4/2017		0.0021 (J)			
10/5/2017	<0.001		<0.001	<0.0018	
10/6/2017					<0.0018
3/20/2018	<0.001	<0.0018			
3/21/2018			<0.001	0.0022 (J)	<0.0018
10/2/2018	<0.001	<0.0018			
10/3/2018			<0.001	0.0018 (J)	<0.0018
3/26/2019	<0.001	<0.0018	<0.001	<0.0018	0.0036
9/10/2019		0.0022		0.0016	0.00079 (J)
9/12/2019	0.0015		0.00097 (J)		
3/18/2020		0.0016		0.00091 (J)	
3/19/2020	0.00047 (J)		0.00098 (J)		0.00073 (J)
9/9/2020	0.00039 (J)	0.0016			
9/10/2020			0.00098 (J)	0.0014	0.0013
4/1/2021		0.0022			

ND substitution: RL or RL/2 if <15% NDs.

Time Series

Constituent: Nickel (mg/L) Analysis Run 6/24/2024 1:09 PM

Plant Scherer Client: Southern Company Data: Scherer Cell 1-CCR

	GWC-19	GWC-2	GWC-20	GWC-3	GWC-4
4/2/2021					0.0012
4/5/2021	0.00047 (J)		0.00048 (J)		
4/6/2021				0.0018	
8/11/2021	<0.001		0.00056 (J)		
8/12/2021		0.0028		0.0029	0.00076 (J)
2/15/2022		0.0018		0.0013	0.00076 (J)
2/16/2022	<0.001		0.00055 (J)		
8/25/2022	0.0017		0.00074 (J)	0.0024	0.0015
8/26/2022		0.002			
2/27/2023		0.0038			0.0012
2/28/2023	0.0016		<0.001	0.0011	
8/8/2023	0.00051 (J)		0.00067 (J)		0.001
8/9/2023		0.0017		0.00078 (J)	
2/29/2024	0.00067 (J)				0.0015
3/1/2024		0.0018	0.00059 (J)		
3/4/2024				0.0014	

ND substitution: RL or RL/2 if <15% NDs.

Time Series

Constituent: Nickel (mg/L) Analysis Run 6/24/2024 1:09 PM

Plant Scherer Client: Southern Company Data: Scherer Cell 1-CCR

	GWC-5	GWC-6	GWC-7	GWC-8A	GWC-9
5/10/2010			<0.001	<0.0018	<0.001
5/11/2010	<0.001	0.0034			
6/16/2010					<0.001
6/18/2010	<0.001	0.0046	<0.001		
6/19/2010				<0.0018	
7/27/2010	<0.001	<0.0018			<0.001
7/28/2010			<0.001	<0.0018	
9/8/2010				<0.0018	<0.001
9/9/2010	<0.001	<0.0018	<0.001		
4/29/2011	<0.001				<0.001
4/30/2011		<0.0018	<0.001	0.008 (O)	
10/27/2011				0.0044 (J)	<0.001
10/28/2011	<0.001				
10/29/2011		<0.0018	<0.001		
5/3/2012					<0.001
5/4/2012	<0.001	<0.0018	<0.001	0.0032 (J)	
11/10/2012	<0.001	0.0053	<0.001		
11/11/2012				0.0069	<0.001
5/9/2013	<0.001	<0.0018	<0.001		<0.001
5/10/2013				0.0093 (O)	
11/6/2013	<0.001				<0.001
11/7/2013		<0.0018	<0.001	0.0033 (J)	
5/21/2014		<0.0018	<0.001	<0.0018	<0.001
5/22/2014	<0.001				
11/9/2014	<0.001	<0.0018			
11/12/2014			<0.001		<0.001
11/13/2014				0.0049 (J)	
5/23/2015				0.003 (J)	<0.001
5/24/2015	0.006 (O)	0.0047	0.0044		
11/11/2015	<0.001	<0.0018	<0.001	<0.0018	
11/12/2015					<0.001
4/12/2016		<0.0018			
4/13/2016			<0.001 (D)		<0.001 (D)
4/19/2016	0.00268 (J)			0.00247 (J)	
10/6/2016	<0.001	<0.0018	<0.001		<0.001
10/10/2016				<0.0018	
4/6/2017	0.0018 (J)	<0.0018			<0.001
4/7/2017			<0.001	0.0022 (J)	
10/5/2017	<0.001				<0.001
10/6/2017		<0.0018	<0.001		
10/9/2017				<0.0018	
3/21/2018		<0.0018			<0.001
3/22/2018	0.0019 (J)		<0.001	<0.0018	
10/2/2018					<0.001
10/3/2018	<0.001	<0.0018			
10/4/2018			<0.001	<0.0018	
3/26/2019		<0.0018			
3/27/2019	<0.001		<0.001	<0.0018	<0.001
9/11/2019	0.0007 (J)	0.00099 (J)	0.00046 (J)	0.0013	0.00063 (J)
3/18/2020	0.00068 (J)	0.00062 (J)		0.0044	<0.001
3/19/2020			<0.001		
9/9/2020	0.00039 (J)			0.0036	0.00046 (J)

ND substitution: RL or RL/2 if <15% NDs.

Time Series

Constituent: Nickel (mg/L) Analysis Run 6/24/2024 1:09 PM

Plant Scherer Client: Southern Company Data: Scherer Cell 1-CCR

	GWC-5	GWC-6	GWC-7	GWC-8A	GWC-9
9/10/2020		0.0009 (J)	0.0007 (J)		
4/1/2021	0.00042 (J)		0.00036 (J)		0.00058 (J)
4/5/2021		0.00088 (J)		0.0058	
8/11/2021		0.00074 (J)	<0.001		
8/12/2021	0.00061 (J)			0.0035	0.00045 (J)
2/15/2022	0.001	0.00089 (J)	<0.001	0.0055	<0.001
8/25/2022	0.00071 (J)	0.0013	0.0015	0.0053	0.0042
12/28/2022					0.00068 (J,R)
2/27/2023		0.0008 (J)	0.01	0.007	0.00091 (J)
2/28/2023	<0.001				
5/2/2023			<0.001	0.0062	
8/8/2023	<0.001	0.00075 (J)	<0.001	0.0087	0.00066 (J)
10/4/2023				0.0052 (R)	
2/29/2024	0.00049 (J)	0.00098 (J)	<0.001	0.0055	
3/1/2024					0.00086 (J)

ND substitution: RL or RL/2 if <15% NDs.

Time Series

Constituent: pH (S.U.) Analysis Run 6/24/2024 1:09 PM

Plant Scherer Client: Southern Company Data: Scherer Cell 1-CCR

	GWA-15 (bg)	GWA-16 (bg)	GWA-17 (bg)	GWC-1	GWC-10
5/20/2014	5.27	6.18	5.68		
5/21/2014					6.3
5/23/2014				6.46	
11/8/2014		6.52	6.04		
11/12/2014	5.7				6.49
11/13/2014				6.67	
5/22/2015	5.52	6.3	5.87		
5/23/2015				6.53	6.3
11/9/2015			5.97		
11/11/2015	5.63	6.36		6.71	
11/12/2015					6.45
4/6/2016	5.5 (D)	6.46 (D)	5.937 (D)		
4/12/2016				6.53 (D)	
4/13/2016					6.42 (D)
6/15/2016	5.52	6.39	5.96		
6/16/2016				6.49	
6/21/2016					6.36
8/10/2016	5.5	6.39	5.94		
8/11/2016				6.5	
8/15/2016					6.3
10/4/2016	5.56	6.4		6.5	
10/5/2016			5.86		6.25
11/29/2016		6.36	5.82		
11/30/2016	5.46			6.48	
12/1/2016					6.32
2/7/2017	5.28	6.45	6.15	6.38	
2/8/2017					6.04
4/1/2017	5.48				
4/4/2017	5.48	6.37	6		
4/5/2017				6.36	
4/6/2017					6.35
6/20/2017	5.44	6.4	6.34	6.45	
6/21/2017					6.2
10/4/2017	5.44			6.5	
10/5/2017		6.42	5.93		6.21
3/20/2018	5.48	6.36	5.97	6.63	
3/21/2018					6.56
10/2/2018	5.49	6.38	6.03	6.57	6.35
3/26/2019	5.41	6.42	6.12	6.54	
3/27/2019					6.53
3/18/2020	5.42	6.29	6.03	6.53	6.34
9/9/2020	5.71	6.33	6.05	6.57	6.4
4/1/2021	5.31	6.44	6.14	6.52	6.35
8/11/2021	5.5	6.35	6.14		
10/18/2021				6.36	6.25
2/15/2022	5.4	6.46	6.2	6.83	6.48
5/12/2022				6.55 (R)	6.31 (R)
8/24/2022			6.22	6.42	
8/25/2022	5.4	6.42			6.2
12/28/2022					6.36 (R)
2/21/2023					6.33
2/27/2023				6.56	

Time Series

Constituent: pH (S.U.) Analysis Run 6/24/2024 1:09 PM

Plant Scherer Client: Southern Company Data: Scherer Cell 1-CCR

	GWA-15 (bg)	GWA-16 (bg)	GWA-17 (bg)	GWC-1	GWC-10
2/28/2023	5.4	6.45	6.19		
5/2/2023					6.3
8/3/2023	5.48	6.24	6.22		
8/9/2023				6.57	6.3
2/28/2024		6.49	6.41		
3/1/2024				6.71	6.47
3/4/2024	5.24				
5/20/2024					6.28 (R)

Time Series

Constituent: pH (S.U.) Analysis Run 6/24/2024 1:09 PM

Plant Scherer Client: Southern Company Data: Scherer Cell 1-CCR

	GWC-11	GWC-12	GWC-13	GWC-14	GWC-18
5/20/2014	6.14	4.86	5.6	5.38	
5/23/2014					6.19
11/8/2014					6.42
11/12/2014	6.33	5.3	6.02	5.77	
5/22/2015					6.26
5/23/2015		5.04			
5/24/2015	6.04		5.81	5.53	
11/10/2015					6.29
11/11/2015				5.68	
11/12/2015	6.31	5.31	5.93		
4/11/2016					6.3 (D)
4/13/2016	6.17 (D)	5.22 (D)	5.88 (D)	5.58 (D)	
6/16/2016					6.34
6/21/2016	6.19	5.2	5.9	5.59	
8/11/2016					6.28
8/15/2016	6.15	5.12	5.86	5.56	
10/4/2016			5.85	5.66	
10/5/2016	6.1	5.07			6.27
10/7/2016		5.07	5.85		
11/29/2016					6.39
12/1/2016	6.15	5.08	5.85	5.54	
2/7/2017				5.42	
2/8/2017	5.9	4.76			6.35
2/9/2017			5.92		
4/5/2017		5.1			
4/6/2017	6.13		5.85	5.55	6.26
6/20/2017	6.12	5.13		5.57	
6/21/2017					6.24
6/22/2017			5.9		
10/5/2017	6.11	5.1		5.55	6.31
10/6/2017			5.88		
3/20/2018				5.73	6.34
3/21/2018	6.21	5.33			
3/22/2018			5.88		
10/2/2018	6.21	5.16		5.68	6.38
10/3/2018			5.95		
3/26/2019		5.25	5.89	5.63	6.38
3/27/2019	6.22				
3/18/2020	6.17	5.19	5.81	5.61	6.32
9/9/2020				5.88	6.3
9/10/2020	6.16	5.1	5.83		
4/1/2021	6.11	5.18		5.53	6.37
4/6/2021			5.95		
8/11/2021	6.21	5.2	5.92	5.61	6.43
2/16/2022	6.16	5.11	5.79	5.6	6.54
5/12/2022					6.39 (R)
8/25/2022	6.01				6.45
8/26/2022		5.07	5.91	5.51	
2/27/2023	6.19	5.2	5.94	5.62	
2/28/2023					6.36
8/9/2023	6.24	5.1	5.95	5.57	6.41
2/29/2024	6.26	5.24			6.51

Time Series

Constituent: pH (S.U.) Analysis Run 6/24/2024 1:09 PM

Plant Scherer Client: Southern Company Data: Scherer Cell 1-CCR

	GWC-11	GWC-12	GWC-13	GWC-14	GWC-18
3/1/2024			5.9	5.55	
5/7/2024				5.55 (R)	

Time Series

Constituent: pH (S.U.) Analysis Run 6/24/2024 1:09 PM

Plant Scherer Client: Southern Company Data: Scherer Cell 1-CCR

	GWC-19	GWC-2	GWC-20	GWC-3	GWC-4
5/22/2014	6.37	6.74	6.33	5.82	6.17
11/8/2014	6.51				
11/9/2014			6.66	6.1	6.45
11/13/2014		6.94			
5/22/2015	6.35		6.49	5.92	6.26
5/24/2015		7			
11/10/2015	6.41		6.53		
11/11/2015		6.55			6.3
11/16/2015				6.02	
4/11/2016	6.36 (D)				
4/12/2016		6.52	6.53 (D)	5.97 (D)	6.44 (D)
6/16/2016	6.35	6.38	6.51		
6/20/2016				5.93	6.33
8/11/2016	6.37	6.38	6.49		
8/12/2016				5.86	
8/16/2016				5.86	6.3
10/4/2016		6.39			
10/5/2016	5.78 (O)		6.46	5.1 (O)	
10/6/2016					6.21
11/29/2016	6.44				
11/30/2016		6.38	6.5	5.88	6.26
2/7/2017		6.43			
2/8/2017	6.4		6.59	5.89	6.35
4/5/2017	6.35				
4/6/2017		6.23	6.47	5.84	6.29
6/20/2017		6.36			
6/21/2017	6.36		6.53	5.91	
6/22/2017					6.31
10/4/2017		6.35			
10/5/2017	6.41		6.51	5.93	
10/6/2017					5.9
3/20/2018	6.37	6.52			
3/21/2018			6.5	5.96	6.23
10/2/2018	6.41	6.51			
10/3/2018			6.48	5.97	6.25
3/26/2019	6.35	6.44	6.52	6.02	6.34
3/18/2020		6.41		5.9	
3/19/2020	6.27		6.47		6.32
9/9/2020	6.27	6.44			
9/10/2020			6.49	6.24	6.46
4/1/2021		7.32 (o)			
4/2/2021					6.35
4/5/2021	6.37		6.64		
4/6/2021				6.01	
6/1/2021	6.18		6.39		
8/11/2021	6.35		6.58		
8/12/2021		6.41		6.12	6.3
2/15/2022		6.61		5.87	6.37
2/16/2022	6.47		6.71		
5/12/2022			6.52 (R)		6.19 (R)
8/25/2022	6.36		6.62	5.99	6.19
8/26/2022		6.37			

Time Series

Constituent: pH (S.U.) Analysis Run 6/24/2024 1:09 PM

Plant Scherer Client: Southern Company Data: Scherer Cell 1-CCR

	GWC-19	GWC-2	GWC-20	GWC-3	GWC-4
12/28/2022	6.29 (R)		6.56 (R)		6.2 (R)
2/27/2023		6.41			6.17
2/28/2023	6.29		6.53	6	
5/2/2023				6.27	6.13
8/8/2023	6.32		6.59		6.3
8/9/2023		6.6		6.07	
2/29/2024	6.33				6.31
3/1/2024		6.5	6.73		
3/4/2024				6.11	
5/7/2024			6.5 (R)		
5/20/2024				5.9 (R)	6.08 (R)

Time Series

Constituent: pH (S.U.) Analysis Run 6/24/2024 1:09 PM

Plant Scherer Client: Southern Company Data: Scherer Cell 1-CCR

	GWC-5	GWC-6	GWC-7	GWC-8A	GWC-9
5/21/2014		6.09	6.25	7.11	6.31
5/22/2014	5.89				
11/9/2014	6.14	6.36			
11/12/2014					6.81
11/13/2014				6.55	
5/23/2015				6.36	6.42
5/24/2015	5.7	6.17	6.32		
11/11/2015	5.78	6.19	6.35	6.36	
11/12/2015					6.7
4/12/2016		6.22			
4/13/2016			6.42		6.59
4/19/2016	5.55			6.4	
6/20/2016		6.2	6.4		
6/22/2016	5.6				6.49
6/23/2016				6.35	
8/12/2016		6.17			
8/15/2016			6.31		6.61
8/16/2016	5.7				
8/23/2016				6.29	
10/6/2016	5.64	6.14	6.27		6.55
10/10/2016				6.3	
11/30/2016		6.14			
12/1/2016	5.62		6.28	6.37	6.59
2/8/2017					6.63
2/9/2017	5.64	6.18	6.32	6.39	
2/27/2017				6.24	
4/6/2017	5.66	6.17			6.58
4/7/2017			6.28	6.93	
6/21/2017	5.68	6.17		7.11 (D)	6.56
6/22/2017			6.29		
8/15/2017				6.95	
9/1/2017				6.86	
10/5/2017	5.64				6.58
10/6/2017		6.19	5.96		
10/9/2017				6.75	
3/21/2018		6.21			6.76
3/22/2018	5.9		6.34	7.05	
10/2/2018					6.65
10/3/2018	5.74	6.22			
10/4/2018			6.36	7.26	
3/26/2019		6.25			
3/27/2019	5.78		6.38	6.69	6.7
3/18/2020	5.81	6.19		6.42	6.61
3/19/2020			6.41		
9/9/2020	6.08			6.3	6.8
9/10/2020		6.43	6.32		
4/1/2021	6.01		6.4		6.28
4/5/2021		6.36		6.35	
6/1/2021				6.28	
6/2/2021		6.09			
8/11/2021		6.14	6.26		
8/12/2021	5.87			6.37	6.66

Time Series

Constituent: pH (S.U.) Analysis Run 6/24/2024 1:09 PM

Plant Scherer Client: Southern Company Data: Scherer Cell 1-CCR

	GWC-5	GWC-6	GWC-7	GWC-8A	GWC-9
2/15/2022	6.16	6.1	6.22	6.34	6.61
5/12/2022	5.99 (R)				
8/25/2022	5.96	6.13	6.31	6.29	6.48
12/28/2022					6.62 (R)
2/27/2023		6.16	6.35	6.27	6.57
2/28/2023	6				
5/2/2023			6.38	6.23	
8/8/2023	6.16	6.37	6.48	6.38	6.63
2/29/2024	6.25	6.37	6.57	6.52	
3/1/2024					6.82
5/7/2024			6.3 (R)		
5/20/2024		6.16 (R)			

Time Series

Constituent: Selenium, Total (mg/L) Analysis Run 6/24/2024 1:09 PM

Plant Scherer Client: Southern Company Data: Scherer Cell 1-CCR

	GWA-15 (bg)	GWA-16 (bg)	GWA-17 (bg)	GWC-1	GWC-10
5/8/2010			<0.005		
5/9/2010	<0.005	<0.005			
5/10/2010					<0.005
5/11/2010				<0.005	
6/16/2010		<0.005	<0.005		<0.005
6/17/2010				<0.005	
6/18/2010	<0.005				
7/26/2010			<0.005		
7/27/2010		<0.005		<0.005	
7/28/2010	<0.005				<0.005
9/7/2010		<0.005	<0.005		
9/8/2010					<0.005
9/9/2010	<0.005			<0.005	
4/28/2011				<0.005	
4/29/2011		<0.005	<0.005		<0.005
4/30/2011	<0.005				
10/27/2011					<0.005
10/28/2011	<0.005	<0.005	<0.005		
10/29/2011				<0.005	
5/2/2012	<0.005	<0.005	<0.005		
5/3/2012				<0.005	
5/4/2012					<0.005
11/9/2012	<0.005	<0.005	<0.005	<0.005	
11/11/2012					<0.005
5/8/2013	<0.005	<0.005	0.0044		
5/9/2013				<0.005	<0.005
11/5/2013	<0.005			<0.005	<0.005
11/6/2013		<0.005	<0.005		
5/20/2014	<0.005	<0.005	<0.005		
5/21/2014					<0.005
5/23/2014				<0.005	
11/8/2014		<0.005	<0.005		
11/12/2014	<0.005				<0.005
11/13/2014				<0.005	
5/22/2015	<0.005	<0.005	<0.005		
5/23/2015				0.0053	0.0043
11/9/2015		0.0043	<0.005		
11/11/2015	<0.005			<0.005	
11/12/2015					0.0046
4/6/2016	<0.005	<0.005	<0.005		
4/12/2016				<0.005	
4/13/2016					<0.005 (D)
6/15/2016	<0.005	<0.005	<0.005		
6/16/2016				<0.005	
6/21/2016					<0.005
8/10/2016	<0.005	<0.005	<0.005		
8/11/2016				<0.005	
8/15/2016					<0.005
10/4/2016	<0.005	<0.005		0.00037 (J)	
10/5/2016			<0.005		<0.005
11/29/2016		0.00024 (J)	<0.005		
11/30/2016	<0.005			<0.005	

ND substitution: RL or RL/2 if <15% NDs.

Time Series

Constituent: Selenium, Total (mg/L) Analysis Run 6/24/2024 1:09 PM

Plant Scherer Client: Southern Company Data: Scherer Cell 1-CCR

	GWA-15 (bg)	GWA-16 (bg)	GWA-17 (bg)	GWC-1	GWC-10
12/1/2016					<0.005
2/7/2017	<0.005	<0.005	<0.005	<0.005	
2/8/2017					<0.005
4/4/2017	0.00067 (J)	0.0017	<0.005		
4/5/2017				<0.005	
4/6/2017					<0.005
6/20/2017	<0.005	<0.005	<0.005	<0.005	
6/21/2017					<0.005
10/4/2017	<0.005			<0.005	
10/5/2017		<0.005	0.00027 (J)		<0.005
3/20/2018	<0.005 (XD)	<0.005	<0.005	<0.005 (X)	
3/21/2018					<0.005
10/2/2018	<0.005	<0.005	<0.005	<0.005	<0.005
3/26/2019	<0.005	<0.005	<0.005	<0.005	
3/27/2019					<0.005
9/10/2019	<0.005	<0.005	<0.005	<0.005	
9/11/2019					<0.005
3/18/2020	<0.005	<0.005	<0.005	<0.005	<0.005
9/9/2020	<0.005	<0.005	<0.005	<0.005	<0.005
4/1/2021	<0.005	<0.005	<0.005	<0.005	<0.005
8/11/2021	<0.005	<0.005	<0.005		
8/17/2021					<0.005
8/18/2021				<0.005	
2/15/2022	<0.005	<0.005	<0.005	<0.005	<0.005
8/24/2022			<0.005	<0.005	
8/25/2022	<0.005	<0.005			<0.005
2/21/2023					<0.005
2/27/2023				<0.005	
2/28/2023	<0.005	<0.005	<0.005		
8/3/2023	<0.005	<0.005	<0.005		
8/9/2023				<0.005	<0.005
2/28/2024		<0.005	<0.005		
3/1/2024				<0.005	<0.005
3/4/2024	<0.005				

ND substitution: RL or RL/2 if <15% NDs.

Time Series

Constituent: Selenium, Total (mg/L) Analysis Run 6/24/2024 1:09 PM

Plant Scherer Client: Southern Company Data: Scherer Cell 1-CCR

	GWC-11	GWC-12	GWC-13	GWC-14	GWC-18
5/9/2010		<0.005	<0.005	<0.005	
5/10/2010	<0.005				<0.005
6/16/2010	<0.005				<0.005
6/18/2010		<0.005	<0.005	<0.005	
7/26/2010					<0.005
7/27/2010	<0.005	<0.005			
7/28/2010				<0.005	
7/29/2010			<0.005		
9/7/2010					<0.005
9/8/2010	<0.005	<0.005			
9/9/2010			<0.005	<0.005	
4/26/2011			<0.005		
4/29/2011	<0.005	<0.005			<0.005
4/30/2011				<0.005	
10/27/2011	<0.005				
10/28/2011		0.004	<0.005	<0.005	<0.005
5/2/2012					<0.005
5/3/2012		<0.005		<0.005	
5/4/2012	<0.005		<0.005		
11/9/2012					<0.005
11/10/2012	<0.005	<0.005		<0.005	
11/11/2012			<0.005		
5/8/2013			<0.005	<0.005	<0.005
5/9/2013	<0.005	<0.005			
11/5/2013				<0.005	
11/6/2013	<0.005	<0.005			<0.005
11/7/2013			<0.005		
5/20/2014	<0.005	<0.005	<0.005	<0.005	
5/23/2014					<0.005
11/8/2014					<0.005
11/12/2014	<0.005	<0.005	<0.005	<0.005	
5/22/2015					<0.005
5/23/2015		<0.005			
5/24/2015	0.005		<0.005	<0.005	
11/10/2015					0.0041
11/11/2015				0.0052	
11/12/2015	0.0042	<0.005	<0.005		
4/11/2016					<0.005
4/13/2016	<0.005 (D)	<0.005 (D)	<0.005 (D)	<0.005 (D)	
6/16/2016					<0.005
6/21/2016	<0.005	<0.005	<0.005	<0.005	
8/11/2016					<0.005
8/15/2016	<0.005	<0.005	<0.005	<0.005	
10/4/2016				<0.005	
10/5/2016	<0.005	<0.005			<0.005
10/7/2016			<0.005		
11/29/2016					<0.005
12/1/2016	<0.005	<0.005	<0.005	0.00025 (J)	
2/7/2017				<0.005	
2/8/2017	<0.005	<0.005			<0.005
2/9/2017			<0.005		
4/5/2017		<0.005			

ND substitution: RL or RL/2 if <15% NDs.

Time Series

Constituent: Selenium, Total (mg/L) Analysis Run 6/24/2024 1:09 PM

Plant Scherer Client: Southern Company Data: Scherer Cell 1-CCR

	GWC-11	GWC-12	GWC-13	GWC-14	GWC-18
4/6/2017	0.00031 (J)		<0.005	<0.005	<0.005
6/20/2017	<0.005	<0.005		<0.005	
6/21/2017					<0.005
6/22/2017			<0.005		
10/5/2017	<0.005	<0.005		<0.005	<0.005
10/6/2017			<0.005		
3/20/2018				<0.005	<0.005
3/21/2018	<0.005	<0.005 (D)			
3/22/2018			<0.005		
10/2/2018	<0.005	<0.005		<0.005	<0.005
10/3/2018			<0.005		
3/26/2019		<0.005	<0.005	<0.005	<0.005
3/27/2019	<0.005				
9/11/2019		<0.005	<0.005	<0.005	<0.005
3/18/2020	<0.005	<0.005	<0.005	<0.005	<0.005
9/9/2020				<0.005	<0.005
9/10/2020	<0.005	<0.005	<0.005		
4/1/2021	<0.005	<0.005		<0.005	<0.005
4/6/2021			<0.005		
8/11/2021	<0.005	<0.005	<0.005	<0.005	<0.005
2/16/2022	<0.005	<0.005	<0.005	<0.005	<0.005
8/25/2022	<0.005				<0.005
8/26/2022		<0.005	<0.005	<0.005	
2/27/2023	<0.005	<0.005	<0.005	<0.005	
2/28/2023					<0.005
8/9/2023	<0.005	<0.005	<0.005	<0.005	<0.005
2/29/2024	<0.005	<0.005			<0.005
3/1/2024			<0.005	<0.005	

ND substitution: RL or RL/2 if <15% NDs.

Time Series

Constituent: Selenium, Total (mg/L) Analysis Run 6/24/2024 1:09 PM

Plant Scherer Client: Southern Company Data: Scherer Cell 1-CCR

	GWC-19	GWC-2	GWC-20	GWC-3	GWC-4
5/11/2010	<0.005	<0.005	<0.005	<0.005	<0.005
6/16/2010	<0.005				
6/17/2010			<0.005	<0.005	<0.005
6/19/2010		<0.005			
7/27/2010	<0.005	<0.005	<0.005		
7/28/2010				<0.005	<0.005
9/7/2010	<0.005		<0.005	<0.005	
9/8/2010					<0.005
9/9/2010		<0.005			
4/28/2011		<0.005			<0.005
4/29/2011	<0.005		<0.005	<0.005	
10/28/2011	<0.005	<0.005	<0.005	<0.005	
10/29/2011					<0.005
5/2/2012	<0.005				
5/3/2012		<0.005	<0.005	<0.005	<0.005
11/9/2012	<0.005	<0.005		<0.005	
11/10/2012			<0.005		<0.005
5/9/2013	<0.005	<0.005	<0.005		
5/10/2013				<0.005	<0.005
11/5/2013		<0.005			
11/6/2013	<0.005		<0.005	<0.005	<0.005
5/22/2014	<0.005	<0.005	<0.005	<0.005	<0.005
11/8/2014	<0.005				
11/9/2014			<0.005	<0.005	<0.005
11/13/2014		<0.005			
5/22/2015				<0.005	<0.005
5/23/2015	<0.005				
5/24/2015		0.0044	<0.005		
11/10/2015	0.0044		<0.005	<0.005	
11/11/2015		0.0045			<0.005
4/11/2016	<0.005				
4/12/2016		<0.005	<0.005	<0.005 (D)	<0.005
6/16/2016	<0.005	<0.005	<0.005		
6/20/2016				<0.005	<0.005
8/11/2016	<0.005	<0.005	<0.005		
8/12/2016				0.00036 (J)	<0.005
10/4/2016		<0.005			
10/5/2016	<0.005		<0.005	<0.005	
10/6/2016					<0.005
11/29/2016	<0.005				
11/30/2016		<0.005	<0.005	<0.005	<0.005
2/7/2017		<0.005			
2/8/2017	<0.005		<0.005	<0.005	<0.005
4/5/2017	<0.005				
4/6/2017		0.0023	<0.005	<0.005	<0.005
6/20/2017		<0.005			
6/21/2017	<0.005		<0.005	<0.005	
6/22/2017					<0.005
10/4/2017		<0.005			
10/5/2017	<0.005		<0.005	<0.005	
10/6/2017					<0.005
3/20/2018	<0.005	<0.005 (X)			

ND substitution: RL or RL/2 if <15% NDs.

Time Series

Constituent: Selenium, Total (mg/L) Analysis Run 6/24/2024 1:09 PM

Plant Scherer Client: Southern Company Data: Scherer Cell 1-CCR

	GWC-19	GWC-2	GWC-20	GWC-3	GWC-4
3/21/2018			<0.005	<0.005	<0.005 (X)
10/2/2018	<0.005	<0.005			
10/3/2018			<0.005	<0.005	<0.005
3/26/2019	<0.005	<0.005	<0.005	<0.005	<0.005
9/10/2019		<0.005		<0.005	<0.005
9/12/2019	<0.005		<0.005		
3/18/2020		<0.005		<0.005	
3/19/2020	<0.005		<0.005		<0.005
9/9/2020	<0.005	<0.005			
9/10/2020			<0.005	<0.005	<0.005
4/1/2021		<0.005			
4/2/2021					<0.005
4/5/2021	<0.005		<0.005		
4/6/2021				<0.005	
8/11/2021	<0.005		<0.005		
8/12/2021		<0.005		<0.005	<0.005
2/15/2022		<0.005		<0.005	0.0013 (J)
2/16/2022	<0.005		<0.005		
8/25/2022	<0.005		<0.005	<0.005	0.0012 (J)
8/26/2022		<0.005			
2/27/2023		0.00075 (J)			0.0039 (J)
2/28/2023	<0.005		<0.005	<0.005	
8/8/2023	<0.005		<0.005		0.0041 (J)
8/9/2023		<0.005		<0.005	
2/29/2024	<0.005				0.0042 (J)
3/1/2024		<0.005	<0.005		
3/4/2024				<0.005	

ND substitution: RL or RL/2 if <15% NDs.

Time Series

Constituent: Selenium, Total (mg/L) Analysis Run 6/24/2024 1:09 PM

Plant Scherer Client: Southern Company Data: Scherer Cell 1-CCR

	GWC-5	GWC-6	GWC-7	GWC-8A	GWC-9
5/10/2010			<0.005	<0.005	<0.005
5/11/2010	<0.01	<0.005			
6/16/2010					<0.005
6/18/2010	<0.01	<0.005	<0.005		
6/19/2010				<0.005	
7/27/2010	<0.01	<0.005			<0.005
7/28/2010			<0.005	<0.005	
9/8/2010				<0.005	<0.005
9/9/2010	<0.01	<0.005	<0.005		
4/29/2011	<0.01				<0.005
4/30/2011		<0.005	<0.005	<0.005	
10/27/2011				<0.005	<0.005
10/28/2011	<0.01				
10/29/2011		<0.005	<0.005		
5/3/2012					<0.005
5/4/2012	<0.01	<0.005	<0.005	<0.005	
11/10/2012	<0.01	<0.005	<0.005		
11/11/2012				<0.005	<0.005
5/9/2013	<0.01	<0.005	<0.005		<0.005
5/10/2013				<0.005	
11/6/2013	<0.01				<0.005
11/7/2013		<0.005	<0.005	<0.005	
5/21/2014		<0.005	<0.005	<0.005	<0.005
5/22/2014	<0.01				
11/9/2014	<0.01	<0.005			
11/12/2014			<0.005		<0.005
11/13/2014				<0.005	
5/23/2015				0.0045	<0.005
5/24/2015	0.013 (J)	<0.005	0.0053		
11/11/2015	0.037	0.007	0.0049	0.0043	
11/12/2015					0.0065
4/12/2016		<0.005			
4/13/2016			<0.005 (D)		<0.005 (D)
4/19/2016	0.0587			<0.005	
6/20/2016		0.00032 (J)	<0.005		
6/22/2016	0.0435				<0.005
8/12/2016		0.00035 (J)			
8/15/2016			<0.005		<0.005
8/16/2016	0.029				
10/6/2016	0.027	0.00029 (J)	<0.005		<0.005
10/10/2016				<0.005	
11/30/2016		0.00026 (J)			
12/1/2016	0.029		<0.005	<0.005	<0.005
2/8/2017					<0.005
2/9/2017	0.031	<0.005	<0.005	<0.005	
4/6/2017	0.043	<0.005			<0.005
4/7/2017			<0.005	<0.005	
6/21/2017	0.052	0.00031 (J)		<0.005	<0.005
6/22/2017			<0.005		
8/15/2017				<0.005	
9/1/2017				0.00044 (J)	
10/5/2017	0.038				<0.005

ND substitution: RL or RL/2 if <15% NDs.

Time Series

Constituent: Selenium, Total (mg/L) Analysis Run 6/24/2024 1:09 PM

Plant Scherer Client: Southern Company Data: Scherer Cell 1-CCR

	GWC-5	GWC-6	GWC-7	GWC-8A	GWC-9
10/6/2017		<0.005	<0.005		
10/9/2017				<0.005	
3/21/2018		<0.005 (X)			<0.005 (X)
3/22/2018	0.038		<0.005	0.00032 (J)	
10/2/2018					<0.005
10/3/2018	0.021	0.00056 (J)			
10/4/2018			<0.005	<0.005	
3/26/2019		<0.005			
3/27/2019	0.023		<0.005	<0.005	<0.005
9/11/2019	0.0079	<0.005	<0.005	<0.005	<0.005
3/18/2020	0.014	<0.005		<0.005	<0.005
3/19/2020			<0.005		
9/9/2020	0.0054			<0.005	<0.005
9/10/2020		<0.005	<0.005		
4/1/2021	0.0065		<0.005		<0.005
4/5/2021		<0.005		<0.005	
8/11/2021		<0.005	<0.005		
8/12/2021	0.0088			<0.005	<0.005
2/15/2022	0.0058	<0.005	<0.005	<0.005	<0.005
8/25/2022	0.0043 (J)	<0.005	<0.005	<0.005	<0.005
2/27/2023		<0.005	<0.005	<0.005	<0.005
2/28/2023	0.0033 (J)				
8/8/2023	0.003 (J)	<0.005	<0.005	<0.005	<0.005
2/29/2024	0.0018 (J)	<0.005	<0.005	<0.005	
3/1/2024					<0.005

ND substitution: RL or RL/2 if <15% NDs.

Time Series

Constituent: Silver (mg/L) Analysis Run 6/24/2024 1:09 PM

Plant Scherer Client: Southern Company Data: Scherer Cell 1-CCR

	GWA-15 (bg)	GWA-16 (bg)	GWA-17 (bg)	GWC-1	GWC-10
5/8/2010			<0.001		
5/9/2010	<0.001	<0.001			
5/10/2010					<0.001
5/11/2010				<0.001	
6/16/2010		<0.001	<0.001		<0.001
6/17/2010				<0.001	
6/18/2010	<0.001				
7/26/2010			<0.001		
7/27/2010		<0.001		<0.001	
7/28/2010	<0.001				<0.001
9/7/2010		<0.001	<0.001		
9/8/2010					<0.001
9/9/2010	<0.001			<0.001	
4/28/2011				<0.001	
4/29/2011		<0.001	<0.001		<0.001
4/30/2011	<0.001				
10/27/2011					<0.001
10/28/2011	<0.001	<0.001	<0.001		
10/29/2011				<0.001	
5/2/2012	<0.001	<0.001	<0.001		
5/3/2012				<0.001	
5/4/2012					<0.001
11/9/2012	<0.001	<0.001	<0.001	<0.001	
11/11/2012					<0.001
5/8/2013	<0.001	<0.001	<0.001		
5/9/2013				<0.001	<0.001
11/5/2013	<0.001			<0.001	<0.001
11/6/2013		<0.001	<0.001		
5/20/2014	<0.001	<0.001	<0.001		
5/21/2014					<0.001
5/23/2014				<0.001	
11/8/2014		<0.001	<0.001		
11/12/2014	<0.001				<0.001
11/13/2014				<0.001	
5/22/2015	<0.001	<0.001	<0.001		
5/23/2015				<0.001	<0.001
11/9/2015		<0.001	<0.001		
11/11/2015	<0.001			<0.001	
11/12/2015					<0.001
4/6/2016	<0.001	<0.001	<0.001		
4/12/2016				<0.001	
4/13/2016					<0.001 (D)
10/4/2016	<0.001	<0.001		0.00012 (J)	
10/5/2016			<0.001		<0.001
4/4/2017	<0.001	<0.001	<0.001		
4/5/2017				<0.001	
4/6/2017					<0.001
10/4/2017	<0.001			<0.001	
10/5/2017		<0.001	<0.001		<0.001
3/20/2018	<0.001 (D)	<0.001	<0.001	<0.001	
3/21/2018					<0.001
10/2/2018	<0.001	<0.001	<0.001	<0.001	<0.001

ND substitution: RL or RL/2 if <15% NDs.

Time Series

Constituent: Silver (mg/L) Analysis Run 6/24/2024 1:09 PM

Plant Scherer Client: Southern Company Data: Scherer Cell 1-CCR

	GWA-15 (bg)	GWA-16 (bg)	GWA-17 (bg)	GWC-1	GWC-10
3/26/2019	<0.001	<0.001	<0.001	<0.001	
3/27/2019					<0.001
9/10/2019	<0.001	<0.001	<0.001	<0.001	
9/11/2019					<0.001
3/18/2020	<0.001	<0.001	<0.001	<0.001	<0.001
9/9/2020	<0.001	<0.001	<0.001	<0.001	<0.001
4/1/2021	<0.001	<0.001	<0.001	<0.001	<0.001
8/11/2021	<0.001	<0.001	<0.001		
8/17/2021					<0.001
8/18/2021				<0.001	
2/15/2022	<0.001	<0.001	<0.001	<0.001	<0.001
8/24/2022			<0.001	<0.001	
8/25/2022	<0.001	<0.001			<0.001
2/21/2023					<0.001
2/27/2023				<0.001	
2/28/2023	<0.001	<0.001	<0.001		
8/3/2023	<0.001	<0.001	<0.001		
8/9/2023				<0.001	<0.001
2/28/2024		<0.001	<0.001		
3/1/2024				<0.001	<0.001
3/4/2024	<0.001				

ND substitution: RL or RL/2 if <15% NDs.

Time Series

Constituent: Silver (mg/L) Analysis Run 6/24/2024 1:09 PM

Plant Scherer Client: Southern Company Data: Scherer Cell 1-CCR

	GWC-11	GWC-12	GWC-13	GWC-14	GWC-18
5/9/2010		<0.001	<0.001	<0.001	
5/10/2010	<0.001				<0.001
6/16/2010	<0.001				<0.001
6/18/2010		<0.001	<0.001	<0.001	
7/26/2010					<0.001
7/27/2010	<0.001	<0.001			
7/28/2010				<0.001	
7/29/2010			<0.001		
9/7/2010					<0.001
9/8/2010	<0.001	<0.001			
9/9/2010			<0.001	<0.001	
4/26/2011			<0.001		
4/29/2011	<0.001	<0.001			<0.001
4/30/2011				<0.001	
10/27/2011	<0.001				
10/28/2011		<0.001	<0.001	<0.001	<0.001
5/2/2012					<0.001
5/3/2012		<0.001		<0.001	
5/4/2012	<0.001		<0.001		
11/9/2012					<0.001
11/10/2012	<0.001	<0.001		<0.001	
11/11/2012			<0.001		
5/8/2013			<0.001	<0.001	<0.001
5/9/2013	<0.001	<0.001			
11/5/2013				<0.001	
11/6/2013	<0.001	<0.001			<0.001
11/7/2013			<0.001		
5/20/2014	<0.001	<0.001	<0.001	<0.001	
5/23/2014					<0.001
11/8/2014					<0.001
11/12/2014	<0.001	<0.001	<0.001	<0.001	
5/22/2015					<0.001
5/23/2015		<0.001			
5/24/2015	<0.001		<0.001	<0.001	
11/10/2015					<0.001
11/11/2015				<0.001	
11/12/2015	<0.001	<0.001	<0.001		
4/11/2016					<0.001
4/13/2016	<0.001 (D)	<0.001 (D)	<0.001 (D)	<0.001 (D)	
10/4/2016				<0.001	
10/5/2016	<0.001	<0.001			<0.001
10/7/2016			<0.001		
4/5/2017		<0.001			
4/6/2017	<0.001		<0.001	<0.001	<0.001
10/5/2017	<0.001	<0.001		<0.001	<0.001
10/6/2017			0.00031		
3/20/2018				<0.001	<0.001
3/21/2018	<0.001	<0.001 (D)			
3/22/2018			<0.001		
10/2/2018	<0.001	<0.001		<0.001	<0.001
10/3/2018			<0.001		
3/26/2019		<0.001	<0.001	<0.001	<0.001

ND substitution: RL or RL/2 if <15% NDs.

Time Series

Constituent: Silver (mg/L) Analysis Run 6/24/2024 1:09 PM

Plant Scherer Client: Southern Company Data: Scherer Cell 1-CCR

	GWC-11	GWC-12	GWC-13	GWC-14	GWC-18
3/27/2019	<0.001				
9/11/2019	<0.001 (D)	<0.001	<0.001	<0.001	<0.001
3/18/2020	<0.001	<0.001	<0.001	<0.001	<0.001
9/9/2020				<0.001	<0.001
9/10/2020	<0.001	<0.001	<0.001		
4/1/2021	<0.001	<0.001		<0.001	<0.001
4/6/2021			<0.001		
8/11/2021	<0.001	<0.001	<0.001	<0.001	<0.001
2/16/2022	<0.001	<0.001	<0.001	<0.001	<0.001
8/25/2022	<0.001				<0.001
8/26/2022		<0.001	<0.001	<0.001	
2/27/2023	<0.001	<0.001	<0.001	<0.001	
2/28/2023					<0.001
8/9/2023	<0.001	<0.001	<0.001	<0.001	<0.001
2/29/2024	<0.001	<0.001			<0.001
3/1/2024			<0.001	<0.001	

ND substitution: RL or RL/2 if <15% NDs.

Time Series

Constituent: Silver (mg/L) Analysis Run 6/24/2024 1:09 PM

Plant Scherer Client: Southern Company Data: Scherer Cell 1-CCR

	GWC-19	GWC-2	GWC-20	GWC-3	GWC-4
5/11/2010	<0.001	<0.001	<0.001	<0.001	<0.001
6/16/2010	<0.001				
6/17/2010			<0.001	<0.001	<0.001
6/19/2010		<0.001			
7/27/2010	<0.001	<0.001	<0.001		
7/28/2010				<0.001	<0.001
9/7/2010	<0.001		<0.001	<0.001	
9/8/2010					<0.001
9/9/2010		<0.001			
4/28/2011		<0.001			<0.001
4/29/2011	<0.001		<0.001	<0.001	
10/28/2011	<0.001	<0.001	<0.001	<0.001	
10/29/2011					<0.001
5/2/2012	<0.001				
5/3/2012		<0.001	<0.001	<0.001	<0.001
11/9/2012	<0.001	<0.001		<0.001	
11/10/2012			<0.001		<0.001
5/9/2013	<0.001	<0.001	<0.001		
5/10/2013				<0.001	<0.001
11/5/2013		<0.001			
11/6/2013	<0.001		<0.001	<0.001	<0.001
5/22/2014	<0.001	<0.001	<0.001	<0.001	<0.001
11/8/2014	<0.001				
11/9/2014			<0.001	<0.001	<0.001
11/13/2014		<0.001			
5/22/2015				<0.001	<0.001
5/23/2015	<0.001				
5/24/2015		<0.001	<0.001		
11/10/2015	<0.001		<0.001	<0.001	
11/11/2015		<0.001			<0.001
4/11/2016	<0.001				
4/12/2016		<0.001	<0.001	<0.001 (D)	<0.001
10/4/2016		<0.001			
10/5/2016	<0.001		<0.001	<0.001	
10/6/2016					<0.001
4/5/2017	<0.001				
4/6/2017		<0.001	<0.001	<0.001	<0.001
10/4/2017		<0.001			
10/5/2017	<0.001		<0.001	<0.001	
10/6/2017					<0.001
3/20/2018	<0.001	<0.001			
3/21/2018			<0.001	<0.001	<0.001
10/2/2018	<0.001	<0.001			
10/3/2018			<0.001	<0.001	<0.001
3/26/2019	<0.001	<0.001	<0.001	<0.001	<0.001
9/10/2019		<0.001		<0.001	<0.001
9/12/2019	<0.001		<0.001		
3/18/2020		<0.001		<0.001	
3/19/2020	<0.001		<0.001		<0.001
9/9/2020	<0.001	<0.001			
9/10/2020			<0.001	<0.001	<0.001
4/1/2021		<0.001			

ND substitution: RL or RL/2 if <15% NDs.

Time Series

Constituent: Silver (mg/L) Analysis Run 6/24/2024 1:09 PM

Plant Scherer Client: Southern Company Data: Scherer Cell 1-CCR

	GWC-19	GWC-2	GWC-20	GWC-3	GWC-4
4/2/2021					<0.001
4/5/2021	<0.001		<0.001		
4/6/2021				<0.001	
8/11/2021	<0.001		<0.001		
8/12/2021		<0.001		<0.001	<0.001
2/15/2022		<0.001		<0.001	<0.001
2/16/2022	<0.001		<0.001		
8/25/2022	<0.001		<0.001	<0.001	<0.001
8/26/2022		<0.001			
2/27/2023		<0.001			<0.001
2/28/2023	<0.001		<0.001	<0.001	
8/8/2023	<0.001		<0.001		<0.001
8/9/2023		<0.001		<0.001	
2/29/2024	<0.001				<0.001
3/1/2024		<0.001	<0.001		
3/4/2024				<0.001	

ND substitution: RL or RL/2 if <15% NDs.

Time Series

Constituent: Silver (mg/L) Analysis Run 6/24/2024 1:09 PM

Plant Scherer Client: Southern Company Data: Scherer Cell 1-CCR

	GWC-5	GWC-6	GWC-7	GWC-8A	GWC-9
5/10/2010			<0.001	<0.001	<0.001
5/11/2010	<0.001	<0.001			
6/16/2010					<0.001
6/18/2010	<0.001	<0.001	<0.001		
6/19/2010				<0.001	
7/27/2010	<0.001	<0.001			<0.001
7/28/2010			<0.001	<0.001	
9/8/2010				<0.001	<0.001
9/9/2010	<0.001	<0.001	<0.001		
4/29/2011	<0.001				<0.001
4/30/2011		<0.001	<0.001	<0.001	
10/27/2011				<0.001	<0.001
10/28/2011	<0.001				
10/29/2011		<0.001	<0.001		
5/3/2012					<0.001
5/4/2012	<0.001	<0.001	<0.001	<0.001	
11/10/2012	<0.001	<0.001	<0.001		
11/11/2012				<0.001	<0.001
5/9/2013	<0.001	<0.001	<0.001		<0.001
5/10/2013				<0.001	
11/6/2013	<0.001				<0.001
11/7/2013		<0.001	<0.001	<0.001	
5/21/2014		<0.001	<0.001	<0.001	<0.001
5/22/2014	<0.001				
11/9/2014	<0.001	<0.001			
11/12/2014			<0.001		<0.001
11/13/2014				<0.001	
5/23/2015				<0.001	<0.001
5/24/2015	<0.001	<0.001	<0.001		
11/11/2015	<0.001	<0.001	<0.001	<0.001	
11/12/2015					<0.001
4/12/2016		<0.001			
4/13/2016			<0.001 (D)		<0.001 (D)
4/19/2016	<0.001			<0.001	
10/6/2016	<0.001	0.00012 (J)	<0.001		<0.001
10/10/2016				<0.001	
4/6/2017	<0.001	<0.001			<0.001
4/7/2017			<0.001	<0.001	
10/5/2017	<0.001				<0.001
10/6/2017		<0.001	<0.001		
10/9/2017				<0.001	
3/21/2018		<0.001			<0.001
3/22/2018	<0.001		<0.001	<0.001	
10/2/2018					<0.001
10/3/2018	<0.001	<0.001			
10/4/2018			<0.001	<0.001	
3/26/2019		<0.001			
3/27/2019	<0.001		<0.001	<0.001	<0.001
9/11/2019	<0.001	<0.001	<0.001	<0.001	<0.001
3/18/2020	<0.001	<0.001		<0.001	<0.001
3/19/2020			<0.001		
9/9/2020	<0.001			<0.001	<0.001

ND substitution: RL or RL/2 if <15% NDs.

Time Series

Constituent: Silver (mg/L) Analysis Run 6/24/2024 1:09 PM

Plant Scherer Client: Southern Company Data: Scherer Cell 1-CCR

	GWC-5	GWC-6	GWC-7	GWC-8A	GWC-9
9/10/2020		<0.001	<0.001		
4/1/2021	<0.001		<0.001		<0.001
4/5/2021		<0.001		<0.001	
8/11/2021		<0.001	<0.001		
8/12/2021	<0.001			<0.001	<0.001
2/15/2022	<0.001	<0.001	<0.001	<0.001	<0.001
8/25/2022	<0.001	<0.001	<0.001	<0.001	<0.001
2/27/2023		<0.001	<0.001	<0.001	<0.001
2/28/2023	<0.001				
8/8/2023	<0.001	<0.001	<0.001	<0.001	<0.001
2/29/2024	<0.001	<0.001	<0.001	<0.001	
3/1/2024					<0.001

ND substitution: RL or RL/2 if <15% NDs.

Time Series

Constituent: Sulfate (mg/L) Analysis Run 6/24/2024 1:09 PM

Plant Scherer Client: Southern Company Data: Scherer Cell 1-CCR

	GWA-15 (bg)	GWA-16 (bg)	GWA-17 (bg)	GWC-1	GWC-10
4/6/2016	0.799 (J)	<1	<1		
4/12/2016				0.617 (J)	
4/13/2016					0.51 (JD)
6/15/2016	<0.7	<1	<1		
6/16/2016				<1	
6/21/2016					0.58 (J)
8/10/2016	<0.7	<1	<1		
8/11/2016				<1	
8/15/2016					<1
10/4/2016	<0.7	<1		<1	
10/5/2016			<1		<1
11/29/2016		<1	<1		
11/30/2016	<0.7			<1	
12/1/2016					<1
2/7/2017	0.8 (J)	<1	<1	0.92 (J)	
2/8/2017					1
4/4/2017	<0.7	<1	<1		
4/5/2017				1	
4/6/2017					0.81 (J)
6/20/2017	<0.7	<1	<1	0.76 (J)	
6/21/2017					1.1
10/4/2017	<0.7			<1	
10/5/2017		<1	<1		1.1
3/20/2018	1.2	<1	<1	0.95 (J)	
3/21/2018					1.1
10/2/2018	<0.7	<1	<1	<1	1.2
3/26/2019	2.1	<1	0.58 (J)	0.53 (J)	
3/27/2019					1.6
9/10/2019	0.65 (J)	<1	0.44 (J)	0.69 (J)	
9/11/2019					1.8
3/18/2020	3.1	0.67 (J)	0.51 (J)	0.84 (J)	2.4
9/9/2020	1.6	<1	<1	0.77 (J)	2.6
4/1/2021	2.7	<1	<1	<1	2.7
8/11/2021	1.3	<1	<1		
8/17/2021					1.2
8/18/2021				0.79 (J)	
2/15/2022	2.6	<1	<1	1.5	3.5
5/12/2022					2.7 (R)
8/24/2022			<1	<1	
8/25/2022	1.9	<1			3.7
2/21/2023					4.7
2/27/2023				1.6	
2/28/2023	3.5	1.4	1.3		
5/2/2023					4.3
8/3/2023	1.7	0.4 (J)	<1		
8/9/2023				0.46 (J)	2.3
2/28/2024		<1	<1		
3/1/2024				0.79 (J)	4.7
3/4/2024	2.8				
5/20/2024					3.9 (R)

ND substitution: RL or RL/2 if <15% NDs.

Time Series

Constituent: Sulfate (mg/L) Analysis Run 6/24/2024 1:09 PM

Plant Scherer Client: Southern Company Data: Scherer Cell 1-CCR

	GWC-11	GWC-12	GWC-13	GWC-14	GWC-18
4/11/2016					<1
4/13/2016	<1 (D)	<1 (D)	0.646 (JD)	<1 (D)	
6/16/2016					<1
6/21/2016	0.16 (J)	0.2 (J)	0.57 (J)	0.16 (J)	
8/11/2016					<1
8/15/2016	<1	<1	<1	<1	
10/4/2016				<1	
10/5/2016	<1	<1			<1
10/7/2016			<1		
11/29/2016					<1
12/1/2016	<1	<1	<1	<1	
2/7/2017				<1	
2/8/2017	<1	<1			<1
2/9/2017			<1		
4/5/2017		<1			
4/6/2017	<1		<1	<1	<1
6/20/2017	<1	<1		<1	
6/21/2017					<1
6/22/2017			<1		
10/5/2017	<1	<1		<1	<1
10/6/2017			<1		
3/20/2018				<1	<1
3/21/2018	<1	<1 (D)			
3/22/2018			<1		
10/2/2018	<1	<1		<1	<1
10/3/2018			<1		
3/26/2019		0.49 (J)	1.3	0.64 (J)	0.39 (J)
3/27/2019	<1				
9/11/2019	0.63 (J)	0.5 (J)	0.81 (J)	0.5 (J)	0.61 (J)
3/18/2020	<1	1.3	25 (o)	<1	0.62 (J)
9/9/2020				<1	<1
9/10/2020	<1	<1	1.3		
4/1/2021	<1	<1		<1	<1
4/6/2021			0.9 (J)		
8/11/2021	<1	<1	0.89 (J)	<1	<1
2/16/2022	<1	<1	<1	<1	<1
8/25/2022	<1				<1
8/26/2022		0.77 (J)	1.3	0.79 (J)	
2/27/2023	0.88 (J)	1.2	1.6	1.2	
2/28/2023					1.2
8/9/2023	<1	<1	1.3	<1	<1
2/29/2024	<1	<1			1.8
3/1/2024			1.2	<1	

ND substitution: RL or RL/2 if <15% NDs.

Time Series

Constituent: Sulfate (mg/L) Analysis Run 6/24/2024 1:09 PM

Plant Scherer Client: Southern Company Data: Scherer Cell 1-CCR

	GWC-19	GWC-2	GWC-20	GWC-3	GWC-4
4/11/2016	<1				
4/12/2016		0.56 (J)	<1	0.419 (JD)	3.56
6/16/2016	<1	<1	<1		
6/20/2016				0.6 (J)	2.4
8/11/2016	<1	<1	<1		
8/16/2016				<1	1.7
10/4/2016		<1			
10/5/2016	<1		<1	<1	
10/6/2016					1.2
11/29/2016	<1				
11/30/2016		<1	<1	1.1	1.2
2/7/2017		<1			
2/8/2017	<1		<1	<1	4.6
4/5/2017	<1				
4/6/2017		<1	<1	<1	4.1
6/20/2017		<1			
6/21/2017	<1		<1	<1	
6/22/2017					3.4
10/4/2017		<1			
10/5/2017	<1		<1	<1	
10/6/2017					3
3/20/2018	<1	<1			
3/21/2018			<1	<1	4.9
10/2/2018	<1	<1			
10/3/2018			<1	<1	2.9
3/26/2019	<1	0.99 (J)	0.45 (J)	0.47 (J)	3.2
9/10/2019		0.63 (J)		0.7 (J)	1.7
9/12/2019	<1		<1		
3/18/2020		0.59 (J)		0.6 (J)	
3/19/2020	0.64 (J)		0.71 (J)		4.6
9/9/2020	1.2	0.59 (J)			
9/10/2020			<1	<1	1.6
4/1/2021		1.1			
4/2/2021					4.6
4/6/2021				<1	
6/1/2021	1.9		1.4		
8/11/2021	<1		<1		
8/12/2021		<1		<1	3.5
2/15/2022		0.79 (J)		0.91 (J)	20
2/16/2022	<1		<1		
5/12/2022					33 (R)
8/25/2022	<1		<1	0.99 (J)	19
8/26/2022		1.1			
12/28/2022					32 (R)
2/27/2023		1.6			56
2/28/2023	1.2		1.3	4.7	
5/2/2023				4.2	
8/8/2023	<1		<1		53
8/9/2023		0.51 (J)		3.6	
10/4/2023				3.1 (R)	
2/29/2024	<1				84
3/1/2024		1.2	0.68 (J)		

ND substitution: RL or RL/2 if <15% NDs.

Time Series

Constituent: Sulfate (mg/L) Analysis Run 6/24/2024 1:09 PM

Plant Scherer Client: Southern Company Data: Scherer Cell 1-CCR

	GWC-19	GWC-2	GWC-20	GWC-3	GWC-4
3/4/2024				10	
5/20/2024				0.64 (J,R)	

Time Series

Constituent: Sulfate (mg/L) Analysis Run 6/24/2024 1:09 PM

Plant Scherer Client: Southern Company Data: Scherer Cell 1-CCR

	GWC-5	GWC-6	GWC-7	GWC-8A	GWC-9
4/12/2016		7.55			
4/13/2016			<1 (D)		8.66 (D)
4/19/2016	575 (o)			32.7	
6/20/2016		14	0.36 (J)		
6/22/2016	470				6.3
8/15/2016			<1		8
8/16/2016	360	12			
10/6/2016	300	13	<1		10
10/10/2016				33	
11/30/2016		14			
12/1/2016	340		<1	31	15
2/8/2017					13
2/9/2017	350	9.5	<1	34	
4/6/2017	380	9.7			14
4/7/2017			<1	37	
6/21/2017	490	13		35	11
6/22/2017			<1		
8/15/2017				42	
9/1/2017				40	
10/5/2017	380				10
10/6/2017		7.3	<1		
3/21/2018		9.5			12
3/22/2018	400		<1	39	
10/2/2018					8.2
10/3/2018	270	10			
10/4/2018			<1	30	
3/26/2019		6.3			
3/27/2019	260		0.51 (J)	18	6.8
9/11/2019	130	12	0.52 (J)	32	9.6
3/18/2020	170	5.6		16	6.9
3/19/2020			0.54 (J)		
9/9/2020	110			11	8.4
9/10/2020		9.4	<1		
4/1/2021	100		<1		9.7
6/1/2021				17	
6/2/2021		13			
8/11/2021		11	<1		
8/12/2021	140			27	9.7
2/15/2022	100	13	<1	11	7.2
8/25/2022	100	12	<1	22	19
2/27/2023		13	1.4	12	13
2/28/2023	87				
8/8/2023	79	6.5	<1	7.8	13
2/29/2024	75	25	1.5	18	
3/1/2024					17
5/20/2024		18 (R)			

ND substitution: RL or RL/2 if <15% NDs.

Time Series

Constituent: Thallium, Total (mg/L) Analysis Run 6/24/2024 1:09 PM

Plant Scherer Client: Southern Company Data: Scherer Cell 1-CCR

	GWA-15 (bg)	GWA-16 (bg)	GWA-17 (bg)	GWC-1	GWC-10
5/8/2010			<0.001		
5/9/2010	<0.001	<0.001			
5/10/2010					<0.001
5/11/2010				<0.001	
6/16/2010		<0.001	<0.001		<0.001
6/17/2010				<0.001	
6/18/2010	<0.001				
7/26/2010			<0.001		
7/27/2010		<0.001		<0.001	
7/28/2010	<0.001				<0.001
9/7/2010		<0.001	<0.001		
9/8/2010					<0.001
9/9/2010	<0.001			<0.001	
4/28/2011				<0.001	
4/29/2011		<0.001	<0.001		<0.001
4/30/2011	<0.001				
10/27/2011					<0.001
10/28/2011	<0.001	<0.001	<0.001		
10/29/2011				<0.001	
5/2/2012	<0.001	<0.001	<0.001		
5/3/2012				<0.001	
5/4/2012					<0.001
11/9/2012	<0.001	<0.001	<0.001	<0.001	
11/11/2012					<0.001
5/8/2013	<0.001	0.0003	<0.001		
5/9/2013				<0.001	<0.001
11/5/2013	<0.001			<0.001	<0.001
11/6/2013		<0.001	<0.001		
5/20/2014	<0.001	<0.001	<0.001		
5/21/2014					<0.001
5/23/2014				<0.001	
11/8/2014		<0.001	<0.001		
11/12/2014	<0.001				<0.001
11/13/2014				<0.001	
5/22/2015	<0.001	<0.001	<0.001		
5/23/2015				<0.001	<0.001
11/9/2015		<0.001	<0.001		
11/11/2015	<0.001			<0.001	
11/12/2015					<0.001
4/6/2016	<0.001	<0.001	<0.001		
4/12/2016				<0.001	
4/13/2016					<0.001 (D)
6/15/2016	<0.001	<0.001	<0.001		
6/16/2016				<0.001	
6/21/2016					<0.001
8/10/2016	<0.001	<0.001	<0.001		
8/11/2016				<0.001	
8/15/2016					<0.001
10/4/2016	<0.001	<0.001		<0.001	
10/5/2016			<0.001		<0.001
11/29/2016		<0.001	<0.001		
11/30/2016	<0.001			<0.001	

ND substitution: RL or RL/2 if <15% NDs.

Time Series

Constituent: Thallium, Total (mg/L) Analysis Run 6/24/2024 1:09 PM

Plant Scherer Client: Southern Company Data: Scherer Cell 1-CCR

	GWA-15 (bg)	GWA-16 (bg)	GWA-17 (bg)	GWC-1	GWC-10
12/1/2016					<0.001
2/7/2017	<0.001	<0.001	<0.001	<0.001	
2/8/2017					<0.001
4/4/2017	<0.001	<0.001	<0.001		
4/5/2017				<0.001	
4/6/2017					<0.001
6/20/2017	<0.001	<0.001	<0.001	<0.001	
6/21/2017					<0.001
10/4/2017	<0.001			<0.001	
10/5/2017		<0.001	<0.001		<0.001
3/20/2018	<0.001 (D)	<0.001	<0.001	<0.001	
3/21/2018					<0.001
10/2/2018	<0.001	<0.001	<0.001	<0.001	<0.001
3/26/2019	<0.001	<0.001	<0.001	<0.001	
3/27/2019					<0.001
9/10/2019	<0.001	0.00021 (J)	0.00023 (J)	<0.001	
9/11/2019					<0.001
3/18/2020	<0.001	<0.001	<0.001	0.00049 (J)	<0.001
9/9/2020	0.00025 (J)	<0.001	<0.001	<0.001	<0.001
4/1/2021	<0.001	<0.001	<0.001	0.00027 (J)	<0.001
8/11/2021	<0.001	<0.001	<0.001		
8/17/2021					<0.001
8/18/2021				<0.001	
2/15/2022	<0.001	<0.001	<0.001	<0.001	<0.001
8/24/2022			<0.001	<0.001	
8/25/2022	<0.001	<0.001			<0.001
2/21/2023					<0.001
2/27/2023				<0.001	
2/28/2023	<0.001	<0.001	<0.001		
8/3/2023	<0.001	<0.001	<0.001		
8/9/2023				<0.001	<0.001
2/28/2024		<0.001	<0.001		
3/1/2024				<0.001	<0.001
3/4/2024	<0.001				

ND substitution: RL or RL/2 if <15% NDs.

Time Series

Constituent: Thallium, Total (mg/L) Analysis Run 6/24/2024 1:09 PM

Plant Scherer Client: Southern Company Data: Scherer Cell 1-CCR

	GWC-11	GWC-12	GWC-13	GWC-14	GWC-18
5/9/2010		<0.001	<0.001	<0.001	
5/10/2010	<0.001				<0.001
6/16/2010	<0.001				<0.001
6/18/2010		<0.001	<0.001	<0.001	
7/26/2010					<0.001
7/27/2010	<0.001	<0.001			
7/28/2010				<0.001	
7/29/2010			<0.001		
9/7/2010					<0.001
9/8/2010	<0.001	<0.001			
9/9/2010			<0.001	<0.001	
4/26/2011			<0.001		
4/29/2011	<0.001	<0.001			<0.001
4/30/2011				<0.001	
10/27/2011	<0.001				
10/28/2011		<0.001	<0.001	<0.001	<0.001
5/2/2012					<0.001
5/3/2012		<0.001		<0.001	
5/4/2012	<0.001		<0.001		
11/9/2012					<0.001
11/10/2012	<0.001	<0.001		<0.001	
11/11/2012			<0.001		
5/8/2013			<0.001	<0.001	<0.001
5/9/2013	<0.001	<0.001			
11/5/2013				<0.001	
11/6/2013	<0.001	<0.001			<0.001
11/7/2013			<0.001		
5/20/2014	<0.001	<0.001	<0.001	<0.001	
5/23/2014					<0.001
11/8/2014					<0.001
11/12/2014	<0.001	<0.001	<0.001	<0.001	
5/22/2015					<0.001
5/23/2015		<0.001			
5/24/2015	<0.001		<0.001	<0.001	
11/10/2015					<0.001
11/11/2015				<0.001	
11/12/2015	<0.001	<0.001	<0.001		
4/11/2016					<0.001
4/13/2016	<0.001 (D)	<0.001 (D)	<0.001 (D)	<0.001 (D)	
6/16/2016					<0.001
6/21/2016	<0.001	<0.001	<0.001	<0.001	
8/11/2016					<0.001
8/15/2016	<0.001	<0.001	<0.001	<0.001	
10/4/2016				<0.001	
10/5/2016	<0.001	<0.001			<0.001
10/7/2016			<0.001		
11/29/2016					<0.001
12/1/2016	<0.001	<0.001	<0.001	<0.001	
2/7/2017				<0.001	
2/8/2017	<0.001	<0.001			<0.001
2/9/2017			<0.001		
4/5/2017		<0.001			

ND substitution: RL or RL/2 if <15% NDs.

Time Series

Constituent: Thallium, Total (mg/L) Analysis Run 6/24/2024 1:09 PM

Plant Scherer Client: Southern Company Data: Scherer Cell 1-CCR

	GWC-11	GWC-12	GWC-13	GWC-14	GWC-18
4/6/2017	<0.001		<0.001	<0.001	<0.001
6/20/2017	<0.001	<0.001		<0.001	
6/21/2017					<0.001
6/22/2017			<0.001		
10/5/2017	<0.001	<0.001		<0.001	<0.001
10/6/2017			<0.001		
3/20/2018				<0.001	<0.001
3/21/2018	<0.001	<0.001 (D)			
3/22/2018			<0.001		
10/2/2018	<0.001	<0.001		<0.001	<0.001
10/3/2018			<0.001		
3/26/2019		<0.001	<0.001	<0.001	<0.001
3/27/2019	<0.001				
9/11/2019	<0.001	<0.001	<0.001	<0.001	<0.001
3/18/2020	<0.001	<0.001	<0.001	<0.001	<0.001
9/9/2020				<0.001	<0.001
9/10/2020	<0.001	<0.001	<0.001		
4/1/2021	<0.001	<0.001		<0.001	<0.001
4/6/2021			<0.001		
8/11/2021	<0.001	<0.001	<0.001	<0.001	<0.001
2/16/2022	<0.001	<0.001	<0.001	<0.001	<0.001
8/25/2022	<0.001				<0.001
8/26/2022		<0.001	<0.001	<0.001	
2/27/2023	<0.001	<0.001	<0.001	<0.001	
2/28/2023					<0.001
8/9/2023	<0.001	<0.001	<0.001	<0.001	<0.001
2/29/2024	<0.001	<0.001			<0.001
3/1/2024			<0.001	<0.001	

ND substitution: RL or RL/2 if <15% NDs.

Time Series

Constituent: Thallium, Total (mg/L) Analysis Run 6/24/2024 1:09 PM

Plant Scherer Client: Southern Company Data: Scherer Cell 1-CCR

	GWC-19	GWC-2	GWC-20	GWC-3	GWC-4
5/11/2010	<0.001	<0.001	<0.001	<0.001	<0.001
6/16/2010	<0.001				
6/17/2010			<0.001	<0.001	<0.001
6/19/2010		<0.001			
7/27/2010	<0.001	<0.001	<0.001		
7/28/2010				<0.001	<0.001
9/7/2010	<0.001		<0.001	<0.001	
9/8/2010					<0.001
9/9/2010		<0.001			
4/28/2011		<0.001			<0.001
4/29/2011	<0.001		<0.001	<0.001	
10/28/2011	<0.001	<0.001	<0.001	<0.001	
10/29/2011					<0.001
5/2/2012	<0.001				
5/3/2012		<0.001	<0.001	<0.001	<0.001
11/9/2012	<0.001	<0.001		<0.001	
11/10/2012			<0.001		<0.001
5/9/2013	<0.001	<0.001	<0.001		
5/10/2013				<0.001	<0.001
11/5/2013		<0.001			
11/6/2013	<0.001		<0.001	<0.001	<0.001
5/22/2014	<0.001	<0.001	<0.001	<0.001	<0.001
11/8/2014	<0.001				
11/9/2014			<0.001	<0.001	<0.001
11/13/2014		<0.001			
5/22/2015				<0.001	<0.001
5/23/2015	<0.001				
5/24/2015		<0.001	<0.001		
11/10/2015	<0.001		<0.001	<0.001	
11/11/2015		<0.001			<0.001
4/11/2016	<0.001				
4/12/2016		<0.001	<0.001	<0.001 (D)	<0.001
6/16/2016	<0.001	<0.001	<0.001		
6/20/2016				<0.001	<0.001
8/11/2016	<0.001	<0.001	<0.001		
8/12/2016				<0.001	<0.001
10/4/2016		<0.001			
10/5/2016	<0.001		<0.001	<0.001	
10/6/2016					<0.001
11/29/2016	<0.001				
11/30/2016		<0.001	<0.001	<0.001	<0.001
2/7/2017		<0.001			
2/8/2017	<0.001		<0.001	<0.001	<0.001
4/5/2017	<0.001				
4/6/2017		<0.001	<0.001	<0.001	<0.001
6/20/2017		<0.001			
6/21/2017	<0.001		<0.001	<0.001	
6/22/2017					<0.001
10/4/2017		<0.001			
10/5/2017	<0.001		<0.001	<0.001	
10/6/2017					<0.001
3/20/2018	<0.001	<0.001			

ND substitution: RL or RL/2 if <15% NDs.

Time Series

Constituent: Thallium, Total (mg/L) Analysis Run 6/24/2024 1:09 PM

Plant Scherer Client: Southern Company Data: Scherer Cell 1-CCR

	GWC-19	GWC-2	GWC-20	GWC-3	GWC-4
3/21/2018			<0.001	<0.001	<0.001
10/2/2018	<0.001	<0.001			
10/3/2018			<0.001	<0.001	<0.001
3/26/2019	<0.001	<0.001	<0.001	<0.001	<0.001
9/10/2019		<0.001		<0.001	<0.001
9/12/2019	<0.001		<0.001		
3/18/2020		0.00025 (J)		<0.001	
3/19/2020	<0.001		<0.001		0.00036 (J)
9/9/2020	<0.001	<0.001			
9/10/2020			<0.001	<0.001	<0.001
4/1/2021		<0.001			
4/2/2021					<0.001
4/5/2021	0.00032 (J)		<0.001		
4/6/2021				<0.001	
8/11/2021	<0.001		<0.001		
8/12/2021		<0.001		<0.001	<0.001
2/15/2022		<0.001		<0.001	<0.001
2/16/2022	<0.001		<0.001		
8/25/2022	<0.001		<0.001	<0.001	<0.001
8/26/2022		<0.001			
2/27/2023		<0.001			<0.001
2/28/2023	<0.001		<0.001	<0.001	
8/8/2023	<0.001		<0.001		<0.001
8/9/2023		<0.001		<0.001	
2/29/2024	<0.001				<0.001
3/1/2024		<0.001	<0.001		
3/4/2024				<0.001	

ND substitution: RL or RL/2 if <15% NDs.

Time Series

Constituent: Thallium, Total (mg/L) Analysis Run 6/24/2024 1:09 PM

Plant Scherer Client: Southern Company Data: Scherer Cell 1-CCR

	GWC-5	GWC-6	GWC-7	GWC-8A	GWC-9
5/10/2010			<0.001	<0.001	<0.001
5/11/2010	<0.001	<0.001			
6/16/2010					<0.001
6/18/2010	<0.001	<0.001	<0.001		
6/19/2010				<0.001	
7/27/2010	<0.001	<0.001			<0.001
7/28/2010			<0.001	<0.001	
9/8/2010				<0.001	<0.001
9/9/2010	<0.001	<0.001	<0.001		
4/29/2011	<0.001				<0.001
4/30/2011		<0.001	<0.001	<0.001	
10/27/2011				<0.001	<0.001
10/28/2011	<0.001				
10/29/2011		<0.001	0.00027		
5/3/2012					<0.001
5/4/2012	<0.001	<0.001	<0.001	<0.001	
11/10/2012	<0.001	<0.001	<0.001		
11/11/2012				<0.001	<0.001
5/9/2013	<0.001	<0.001	<0.001		<0.001
5/10/2013				<0.001	
11/6/2013	<0.001				<0.001
11/7/2013		<0.001	0.00026	<0.001	
5/21/2014		<0.001	<0.001	<0.001	<0.001
5/22/2014	<0.001				
11/9/2014	<0.001	<0.001			
11/12/2014			<0.001		<0.001
11/13/2014				<0.001	
5/23/2015				<0.001	<0.001
5/24/2015	<0.001	<0.001	<0.001		
11/11/2015	<0.001	<0.001	<0.001	<0.001	
11/12/2015					<0.001
4/12/2016		<0.001			
4/13/2016			<0.001 (D)		<0.001 (D)
4/19/2016	<0.001			<0.001	
6/20/2016		<0.001	<0.001		
6/22/2016	<0.001				<0.001
8/12/2016		<0.001			
8/15/2016			<0.001		<0.001
8/16/2016	<0.001				
10/6/2016	<0.001	<0.001	<0.001		<0.001
10/10/2016				<0.001	
11/30/2016		<0.001			
12/1/2016	<0.001		<0.001	<0.001	<0.001
2/8/2017					<0.001
2/9/2017	<0.001	<0.001	<0.001	<0.001	
4/6/2017	<0.001	<0.001			<0.001
4/7/2017			<0.001	<0.001	
6/21/2017	<0.001	<0.001		<0.001	<0.001
6/22/2017			<0.001		
8/15/2017				<0.001	
9/1/2017				<0.001	
10/5/2017	<0.001				<0.001

ND substitution: RL or RL/2 if <15% NDs.

Time Series

Constituent: Thallium, Total (mg/L) Analysis Run 6/24/2024 1:09 PM

Plant Scherer Client: Southern Company Data: Scherer Cell 1-CCR

	GWC-5	GWC-6	GWC-7	GWC-8A	GWC-9
10/6/2017		<0.001	<0.001		
10/9/2017				<0.001	
3/21/2018		<0.001			<0.001
3/22/2018	<0.001		<0.001	<0.001	
10/2/2018					<0.001
10/3/2018	<0.001	<0.001			
10/4/2018			<0.001	<0.001	
3/26/2019		<0.001			
3/27/2019	<0.001		<0.001	<0.001	<0.001
9/11/2019	<0.001	<0.001	<0.001	<0.001	<0.001
3/18/2020	<0.001	<0.001		<0.001	<0.001
3/19/2020			<0.001		
9/9/2020	<0.001			<0.001	<0.001
9/10/2020		<0.001	0.00019 (J)		
4/1/2021	<0.001		<0.001		<0.001
4/5/2021		0.0003 (J)		0.00081 (J)	
8/11/2021		0.0002 (J)	0.00043 (J)		
8/12/2021	0.00037 (J)			0.00043 (J)	0.00016 (J)
2/15/2022	<0.001	<0.001	<0.001	<0.001	<0.001
8/25/2022	<0.001	<0.001	<0.001	<0.001	<0.001
2/27/2023		<0.001	<0.001	<0.001	<0.001
2/28/2023	<0.001				
8/8/2023	<0.001	<0.001	<0.001	<0.001	<0.001
2/29/2024	<0.001	<0.001	<0.001	<0.001	
3/1/2024					<0.001

ND substitution: RL or RL/2 if <15% NDs.

Time Series

Constituent: Total Dissolved Solids (mg/L) Analysis Run 6/24/2024 1:09 PM

Plant Scherer Client: Southern Company Data: Scherer Cell 1-CCR

	GWA-15 (bg)	GWA-16 (bg)	GWA-17 (bg)	GWC-1	GWC-10
4/6/2016	38	84	61		
4/12/2016				147	
4/13/2016					103 (D)
6/15/2016	<10	139	113		
6/16/2016				150	
6/21/2016					214 (O)
8/10/2016	56	80	74		
8/11/2016				110	
8/15/2016					130
10/4/2016	48	62		140	
10/5/2016			44		84
11/29/2016		110	58		
11/30/2016	46			130	
12/1/2016					130
2/7/2017	18	70	4 (J)	130	
2/8/2017					130
4/4/2017	32	120	78		
4/5/2017				130	
4/6/2017					130
6/20/2017	38	76	50	120	
6/21/2017					120
10/4/2017	42			130	
10/5/2017		110	64		140
3/20/2018	20 (JX)	110	90	110	
3/21/2018					120
10/2/2018	48	110	90	140	150
3/26/2019	45	100	82	150	
3/27/2019					140
9/10/2019	42	75	51	130	
9/11/2019					110
3/18/2020	43	93	75	130	140
9/9/2020	<10	66	64	120	160
4/1/2021	55	100	68	120	140
8/11/2021	55	100	94		
8/17/2021					160
8/18/2021				150	
2/15/2022	42	99	79	120	150
8/24/2022			110	160	
8/25/2022	86	130			170
2/21/2023					150
2/27/2023				160	
2/28/2023	50	110	94		
8/3/2023	53	110	85		
8/9/2023				140	140
2/28/2024		100	85		
3/1/2024				150	150
3/4/2024	41				

ND substitution: RL or RL/2 if <15% NDs.

Time Series

Constituent: Total Dissolved Solids (mg/L) Analysis Run 6/24/2024 1:09 PM

Plant Scherer Client: Southern Company Data: Scherer Cell 1-CCR

	GWC-11	GWC-12	GWC-13	GWC-14	GWC-18
4/11/2016					89
4/13/2016	99 (D)	<5 (D)	60 (D)	56 (D)	
6/16/2016					88
6/21/2016	293 (o)	110	195 (O)	68	
8/11/2016					52
8/15/2016	90	<5	42	46	
10/4/2016				60	
10/5/2016	70	<5			76
10/7/2016			24		
11/29/2016					72
12/1/2016	120	16	68	70	
2/7/2017				40	
2/8/2017	86	12			74
2/9/2017			56		
4/5/2017		18			
4/6/2017	130		68	74	84
6/20/2017	86	<5		34	
6/21/2017					88
6/22/2017			56		
10/5/2017	94	28		98	110
10/6/2017			90		
3/20/2018				42	92
3/21/2018	100	28 (JX)			
3/22/2018			76		
10/2/2018	120	38		40	100
10/3/2018			22		
3/26/2019		29	59	60	94
3/27/2019	100				
9/11/2019	94	14	33	26	77
3/18/2020	100	26	100	57	92
9/9/2020				54	77
9/10/2020	95	13	60		
4/1/2021	90	17		43	62
4/6/2021			55		
8/11/2021	120	18	75	71	98
2/16/2022	79	16	55	46	70
8/25/2022	130				130
8/26/2022		29	84	91	
2/27/2023	120	39	87	70	
2/28/2023					100
8/9/2023	98	27	74	64	95
2/29/2024	110	32			96
3/1/2024			74	63	

ND substitution: RL or RL/2 if <15% NDs.

Time Series

Constituent: Total Dissolved Solids (mg/L) Analysis Run 6/24/2024 1:09 PM

Plant Scherer Client: Southern Company Data: Scherer Cell 1-CCR

	GWC-19	GWC-2	GWC-20	GWC-3	GWC-4
4/11/2016	99				
4/12/2016		93	104	92 (D)	80
6/16/2016	102	130	111		
6/20/2016				78	111
8/11/2016	38	92	70		
8/16/2016				76	100
10/4/2016		120			
10/5/2016	26		92	64	
10/6/2016					110
11/29/2016	82				
11/30/2016		130	92	82	110
2/7/2017		36			
2/8/2017	78		98	92	120
4/5/2017	100				
4/6/2017		150	92	88	130
6/20/2017		92			
6/21/2017	100		100	88	
6/22/2017					110
10/4/2017		120			
10/5/2017	100		130	86	
10/6/2017					120
3/20/2018	100	120			
3/21/2018			100	98	160
10/2/2018	130	140			
10/3/2018			130	60	120
3/26/2019	100	130	110	86	130
9/10/2019		140		66	93
9/12/2019	70		84		
3/18/2020		140		72	
3/19/2020	110		120		130
9/9/2020	120	110			
9/10/2020			110	59	130
4/1/2021		120			
4/2/2021					150
4/6/2021				81	
6/1/2021	130		120		
8/11/2021	120		110		
8/12/2021		130		89	130
2/15/2022		120		53	140
2/16/2022	110		110		
8/25/2022	150		140	110	170
8/26/2022		180			
2/27/2023		140			240
2/28/2023	130		120	72	
5/2/2023					290
8/8/2023	130		130		220
8/9/2023		120		88	
2/29/2024	130				260
3/1/2024		140	130		
3/4/2024				99	

Time Series

Constituent: Total Dissolved Solids (mg/L) Analysis Run 6/24/2024 1:09 PM

Plant Scherer Client: Southern Company Data: Scherer Cell 1-CCR

	GWC-5	GWC-6	GWC-7	GWC-8A	GWC-9
4/12/2016		138			
4/13/2016			130 (D)		135 (D)
4/19/2016	1290			179	
6/20/2016		154	116		
6/22/2016	1060				199
8/15/2016			92		120
8/16/2016	880	140			
10/6/2016	820	150	110		140
10/10/2016				110 (O)	
11/30/2016		160			
12/1/2016	900		140	170	160
2/8/2017					130
2/9/2017	940	160	120	180	
4/6/2017	1100	140			140
4/7/2017			120	200	
6/21/2017	1200	150		190	150
6/22/2017			100		
8/15/2017				190	
9/1/2017				160	
10/5/2017	950				170
10/6/2017		160	140		
3/21/2018		170			160
3/22/2018	1000		130	220	
10/2/2018					34
10/3/2018	620	120			
10/4/2018			110		
10/17/2018				170	
3/26/2019		130			
3/27/2019	580		120	300	140
9/11/2019	310	120	100	210	130
3/18/2020	430	140		300	130
3/19/2020			98		
9/9/2020	270			360	150
9/10/2020		140	120		
4/1/2021	260		110		120
6/1/2021				340	
6/2/2021		140			
8/11/2021		160	130		
8/12/2021	370			240	150
2/15/2022	290	140	140	330	140
8/25/2022	290	170	150	270	180
2/27/2023		150	140	340	170
2/28/2023	240				
8/8/2023	230	110	130	910	150
10/4/2023				240 (R)	
2/29/2024	190	160	130	270	
3/1/2024					160

Time Series

Constituent: Vanadium (mg/L) Analysis Run 6/24/2024 1:09 PM

Plant Scherer Client: Southern Company Data: Scherer Cell 1-CCR

	GWA-15 (bg)	GWA-16 (bg)	GWA-17 (bg)	GWC-1	GWC-10
5/8/2010			0.0024 (J)		
5/9/2010	<0.002	0.0049 (J)			
5/10/2010					0.011
5/11/2010				0.012	
6/16/2010		0.0054 (J)	0.002 (J)		0.01
6/17/2010				0.0082 (J)	
6/18/2010	<0.002				
7/26/2010			<0.01		
7/27/2010		0.0055 (J)		0.0096 (J)	
7/28/2010	<0.002				0.011
9/7/2010		0.005 (J)	0.0026 (J)		
9/8/2010					0.011
9/9/2010	<0.002			0.0098 (J)	
4/28/2011				0.0085 (J)	
4/29/2011		0.005 (J)	0.0036 (J)		0.01
4/30/2011	<0.002				
10/27/2011					0.014
10/28/2011	<0.002	0.0081 (J)	<0.01		
10/29/2011				0.011	
5/2/2012	<0.002	0.0059 (J)	0.003 (J)		
5/3/2012				0.013	
5/4/2012					0.0096 (J)
11/9/2012	<0.002	0.0062 (J)	0.0081 (J)	0.013	
11/11/2012					0.011
5/8/2013	<0.002	0.0079 (J)	<0.01		
5/9/2013				0.012	0.011
11/5/2013	<0.002			0.015	0.013
11/6/2013		0.0068 (J)	0.0032 (J)		
5/20/2014	<0.002	0.0074 (J)	0.0036 (J)		
5/21/2014					0.012
5/23/2014				0.015	
11/8/2014		0.0097 (J)	0.0065 (J)		
11/12/2014	0.0035 (J)				0.016
11/13/2014				0.02	
5/22/2015	<0.002	0.0085 (J)	<0.01		
5/23/2015				0.018	0.011
11/9/2015		<0.01	0.0047 (J)		
11/11/2015	<0.002			0.018	
11/12/2015					0.0053 (J)
4/6/2016	<0.002	0.00726 (J)	0.00424 (J)		
4/12/2016				0.0173	
4/13/2016					0.0124 (D)
10/4/2016	0.0031	0.013		0.021	
10/5/2016			0.0049		0.013
4/4/2017	<0.002	0.0046	0.0048		
4/5/2017				0.017	
4/6/2017					0.013
10/4/2017	0.0021 (J)			0.02	
10/5/2017		0.0071	0.0024 (J)		0.015
3/20/2018	<0.002 (D)	0.0067	0.0041	0.016	
3/21/2018					0.012
10/2/2018	<0.002	0.0069	0.004	0.017	0.012

ND substitution: RL or RL/2 if <15% NDs.

Time Series

Constituent: Vanadium (mg/L) Analysis Run 6/24/2024 1:09 PM

Plant Scherer Client: Southern Company Data: Scherer Cell 1-CCR

	GWA-15 (bg)	GWA-16 (bg)	GWA-17 (bg)	GWC-1	GWC-10
3/26/2019	<0.002	0.007	0.0051	0.017	
3/27/2019					0.012
9/10/2019	0.0022	0.01	0.0091	0.02	
9/11/2019					0.017
3/18/2020	0.0011	0.0078	0.0051	0.02	0.013
9/9/2020	<0.002	0.0072	0.0053	0.018	0.012
4/1/2021	<0.002	0.0078	0.005	0.019	0.013
8/11/2021	<0.002	0.0082	0.0055		
8/18/2021				0.018	
10/18/2021					0.013
2/15/2022	<0.002	0.0077	0.0052	0.018	0.012
8/24/2022			0.0051	0.017	
8/25/2022	<0.002	0.0079			0.011
2/21/2023					0.012
2/27/2023				0.019	
2/28/2023	0.0011	0.0087	0.0057		
8/3/2023	<0.002	0.0086	0.0041		
8/9/2023				0.019	0.013
2/28/2024		0.0087	0.0056		
3/1/2024				0.018	0.013
3/4/2024	0.00066 (J)				

ND substitution: RL or RL/2 if <15% NDs.

Time Series

Constituent: Vanadium (mg/L) Analysis Run 6/24/2024 1:09 PM

Plant Scherer Client: Southern Company Data: Scherer Cell 1-CCR

	GWC-11	GWC-12	GWC-13	GWC-14	GWC-18
5/9/2010		<0.002	<0.0014	<0.002	
5/10/2010	0.009 (J)				0.0052 (J)
6/16/2010	0.0089 (J)				0.0059 (J)
6/18/2010		<0.002	<0.0014	<0.002	
7/26/2010					0.0052 (J)
7/27/2010	0.0089 (J)	<0.002			
7/28/2010				<0.002	
7/29/2010			<0.0014		
9/7/2010					0.0056 (J)
9/8/2010	0.009 (J)	<0.002			
9/9/2010			<0.0014	<0.002	
4/26/2011			<0.0014		
4/29/2011	0.0082 (J)	<0.002			0.005 (J)
4/30/2011				<0.002	
10/27/2011	0.009 (J)				
10/28/2011		<0.002	<0.0014	<0.002	0.0048 (J)
5/2/2012					0.0057 (J)
5/3/2012		<0.002		<0.002	
5/4/2012	0.0091 (J)		<0.0014		
11/9/2012					0.0057 (J)
11/10/2012	0.0096 (J)	<0.002		<0.002	
11/11/2012			<0.0014		
5/8/2013			0.0039 (J)	<0.002	0.0069 (J)
5/9/2013	0.01	<0.002			
11/5/2013				<0.002	
11/6/2013	0.01	<0.002			0.0052 (J)
11/7/2013			<0.0014		
5/20/2014	0.011	<0.002	<0.0014	<0.002	
5/23/2014					0.0081 (J)
11/8/2014					0.01
11/12/2014	0.012	0.0032 (J)	0.004 (J)	<0.002	
5/22/2015					0.0052 (J)
5/23/2015		<0.002			
5/24/2015	0.012		<0.0014	<0.002	
11/10/2015					<0.01
11/11/2015				<0.002	
11/12/2015	<0.01	<0.002	<0.0014		
4/11/2016					0.00604 (J)
4/13/2016	0.00976 (JD)	<0.002 (D)	<0.0014 (D)	<0.002 (D)	
10/4/2016				0.0026	
10/5/2016	0.013	<0.002			0.0075
10/7/2016			<0.0014		
4/5/2017		<0.002			
4/6/2017	0.011		<0.0014	<0.002	0.0065
10/5/2017	0.013	0.0022 (J)		0.0024 (J)	0.0052
10/6/2017			0.0032		
3/20/2018				<0.002	0.0064
3/21/2018	0.0098	<0.0014 (JX)			
3/22/2018			<0.0014		
10/2/2018	0.01	<0.002		<0.002	0.0064
10/3/2018			<0.0014		
3/26/2019		0.0029	0.0041	0.0034	0.0094

ND substitution: RL or RL/2 if <15% NDs. Substitution method for trace values of the form <PQL(J): PQL.

Time Series

Constituent: Vanadium (mg/L) Analysis Run 6/24/2024 1:09 PM

Plant Scherer Client: Southern Company Data: Scherer Cell 1-CCR

	GWC-11	GWC-12	GWC-13	GWC-14	GWC-18
3/27/2019	0.012				
9/11/2019	0.015	0.0052	0.0062	0.0062	0.011
3/18/2020	0.011	<0.002	0.001	<0.002	0.0075
9/9/2020				<0.002	0.007
9/10/2020	0.01	<0.002	0.0011		
4/1/2021	0.011	<0.002		0.0013	0.0081
4/6/2021			0.0028		
8/11/2021	0.011	<0.002	0.0013	0.0012	0.008
2/16/2022	0.0099	<0.002	0.0011	0.00091 (J)	0.0066
8/25/2022	0.0099				0.007
8/26/2022		<0.002	0.0016	0.0017	
2/27/2023	0.012	0.0014	0.0021	0.002	
2/28/2023					0.0072
8/9/2023	0.0099	<0.002	0.0016 (J)	0.00079 (J)	0.0061
2/29/2024	0.011	<0.002			0.0069
3/1/2024			0.0011 (J)	<0.002	

ND substitution: RL or RL/2 if <15% NDs.

Time Series

Constituent: Vanadium (mg/L) Analysis Run 6/24/2024 1:09 PM

Plant Scherer Client: Southern Company Data: Scherer Cell 1-CCR

	GWC-19	GWC-2	GWC-20	GWC-3	GWC-4
5/11/2010	0.0064 (J)	0.0078 (J)	0.014	0.0046 (J)	0.0068 (J)
6/16/2010	0.0061 (J)				
6/17/2010			0.014	0.0046 (J)	0.0079 (J)
6/19/2010		<0.01			
7/27/2010	0.006 (J)	0.0096 (J)	0.016		
7/28/2010				0.019 (O)	0.0077 (J)
9/7/2010	0.0066 (J)		0.017	0.0072 (J)	
9/8/2010					0.0077 (J)
9/9/2010		0.0095 (J)			
4/28/2011		0.01			0.0099 (J)
4/29/2011	0.0066 (J)		0.015	0.0052 (J)	
10/28/2011	0.0057 (J)	0.014	0.016	0.0059 (J)	
10/29/2011					0.006 (J)
5/2/2012	0.006 (J)				
5/3/2012		0.013	0.016	0.0049 (J)	0.0084 (J)
11/9/2012	0.0073 (J)	0.012		0.007 (J)	
11/10/2012			0.018		0.0061 (J)
5/9/2013	0.0069 (J)	0.012	0.019		
5/10/2013				0.0094 (J)	0.009 (J)
11/5/2013		0.014			
11/6/2013	0.0077 (J)		0.019	0.0059 (J)	0.0089 (J)
5/22/2014	0.0075 (J)	0.013	0.018	0.0057 (J)	0.0084 (J)
11/8/2014	0.0081 (J)				
11/9/2014			0.02	0.0069 (J)	0.0076 (J)
11/13/2014		0.016			
5/22/2015				0.006 (J)	0.011
5/23/2015	0.01				
5/24/2015		0.014	0.016		
11/10/2015	0.0033 (J)		0.01	0.011	
11/11/2015		0.014			0.0034 (J)
4/11/2016	0.00756 (J)				
4/12/2016		0.0155	0.019	0.00503 (JD)	0.00654 (J)
10/4/2016		0.017			
10/5/2016	0.0084		<0.016	<0.0072	
10/6/2016					<0.0086
4/5/2017	0.0086				
4/6/2017		0.015	0.02	0.0056	0.0073
10/4/2017		0.015			
10/5/2017	0.0062		0.02	0.0061	
10/6/2017					0.0087
3/20/2018	0.0072	0.014			
3/21/2018			0.021	0.0097	0.0058
10/2/2018	0.0073	0.015			
10/3/2018			0.017	0.0053	0.006
3/26/2019	0.0094	0.016	0.018	0.0076	0.011
9/10/2019		0.018		0.0078	0.0086
9/12/2019	0.0083		0.02		
3/18/2020		0.016		0.0051	
3/19/2020	0.008		0.019		0.0065
9/9/2020	0.0071	0.014			
9/10/2020			0.018	0.0061	0.0068
4/1/2021		0.014			

ND substitution: RL or RL/2 if <15% NDs.

Time Series

Constituent: Vanadium (mg/L) Analysis Run 6/24/2024 1:09 PM

Plant Scherer Client: Southern Company Data: Scherer Cell 1-CCR

	GWC-19	GWC-2	GWC-20	GWC-3	GWC-4
4/2/2021					0.0081
4/5/2021	0.0068		0.017		
4/6/2021				0.0075	
8/11/2021	0.0076		0.019		
8/12/2021		0.016		0.0087	0.007
2/15/2022		0.016		0.0064	0.0059
2/16/2022	0.0068		0.018		
8/25/2022	0.0068		0.018	0.0072	0.0059
8/26/2022		0.015			
2/27/2023		0.016			0.0056
2/28/2023	0.0078		0.019	0.0066	
8/8/2023	0.007		0.018		0.0056
8/9/2023		0.016		0.0057	
2/29/2024	0.0078				0.0049
3/1/2024		0.015	0.019		
3/4/2024				0.0051	

Time Series

Constituent: Vanadium (mg/L) Analysis Run 6/24/2024 1:09 PM

Plant Scherer Client: Southern Company Data: Scherer Cell 1-CCR

	GWC-5	GWC-6	GWC-7	GWC-8A	GWC-9
5/10/2010			0.011	0.013	0.0097 (J)
5/11/2010	0.0038 (J)	0.0055			
6/16/2010					0.01
6/18/2010	0.0044 (J)	0.0071 (J)	0.017		
6/19/2010				0.0075 (J)	
7/27/2010	0.0054 (J)	0.0085 (J)			0.012
7/28/2010			0.012	0.01	
9/8/2010				0.038	0.013
9/9/2010	0.0053 (J)	0.0088 (J)	0.013		
4/29/2011	0.0039 (J)				0.0097 (J)
4/30/2011		0.0094 (J)	0.012	0.053 (O)	
10/27/2011				0.016	0.015
10/28/2011	<0.0025				
10/29/2011		0.009 (J)	0.013		
5/3/2012					0.017
5/4/2012	<0.0025	0.0084 (J)	0.012	0.018	
11/10/2012	0.0035 (J)	0.0089 (J)	0.012		
11/11/2012				0.025	0.017
5/9/2013	0.004 (J)	0.0071 (J)	0.013		0.014
5/10/2013				0.09 (O)	
11/6/2013	0.0034 (J)				0.019
11/7/2013		0.0094 (J)	0.014	0.02	
5/21/2014		0.0082 (J)	0.013	0.016	0.016
5/22/2014	0.0047 (J)				
11/9/2014	0.0067 (J)	0.013			
11/12/2014			0.015		0.022
11/13/2014				0.065 (O)	
5/23/2015				0.032	0.016
5/24/2015	0.0033 (J)	0.009 (J)	0.015		
11/11/2015	<0.0025	0.0052	0.0055 (J)	0.033	
11/12/2015					0.015
4/12/2016		0.00896 (J)			
4/13/2016			0.0127 (D)		0.0144 (D)
4/19/2016	<0.0025			0.0233	
10/6/2016	<0.0025	<0.009	<0.012		<0.02
10/10/2016				0.019 (D)	
4/6/2017	0.0018 (J)	0.0089			0.016
4/7/2017			0.013	0.0044	
10/5/2017	<0.0025				0.024
10/6/2017		0.011	0.015		
10/9/2017				0.0047	
3/21/2018		0.0077			0.018
3/22/2018	0.0018 (J)		0.012	0.0043	
10/2/2018					0.021
10/3/2018	0.0018 (J)	0.0081			
10/4/2018			0.012	<0.002	
3/26/2019		0.012			
3/27/2019	0.002 (J)		0.013	0.003	0.019
9/11/2019	0.0047	0.012	0.015	0.0042	0.025
3/18/2020	0.002	0.0099		0.0031	0.012
3/19/2020			0.014		
9/9/2020	0.002			<0.002	0.022

ND substitution: RL or RL/2 if <15% NDs.

Time Series

Constituent: Vanadium (mg/L) Analysis Run 6/24/2024 1:09 PM

Plant Scherer Client: Southern Company Data: Scherer Cell 1-CCR

	GWC-5	GWC-6	GWC-7	GWC-8A	GWC-9
9/10/2020		0.0094	0.014		
4/1/2021	0.0027		0.014		0.0095
4/5/2021		0.0091		0.0023	
8/11/2021		0.0099	0.013		
8/12/2021	0.0021			<0.002	0.02
2/15/2022	0.0026	0.0094	0.013	0.00079 (J)	0.017
8/25/2022	0.0026	0.011	0.014	0.0023	0.025
2/27/2023		0.0097	0.014	0.0019	0.018
2/28/2023	0.003				
8/8/2023	0.0018 (J)	0.0094	0.012	<0.002	0.019
2/29/2024	0.0029	0.0093	0.013	<0.002	
3/1/2024					0.016

ND substitution: RL or RL/2 if <15% NDs.

Time Series

Constituent: Zinc (mg/L) Analysis Run 6/24/2024 1:09 PM

Plant Scherer Client: Southern Company Data: Scherer Cell 1-CCR

	GWA-15 (bg)	GWA-16 (bg)	GWA-17 (bg)	GWC-1	GWC-10
5/8/2010			<0.005		
5/9/2010	<0.005	<0.005			
5/10/2010					<0.005
5/11/2010				<0.005	
6/16/2010		<0.005	<0.005		<0.005
6/17/2010				<0.005	
6/18/2010	<0.005				
7/26/2010			<0.005		
7/27/2010		<0.005		<0.005	
7/28/2010	<0.005				<0.005
9/7/2010		<0.005	<0.005		
9/8/2010					<0.005
9/9/2010	<0.005			<0.005	
4/28/2011				<0.005	
4/29/2011		<0.005	<0.005		<0.005
4/30/2011	<0.005				
10/27/2011					<0.005
10/28/2011	<0.005	<0.005	<0.005		
10/29/2011				<0.005	
5/2/2012	<0.005	<0.005	<0.005		
5/3/2012				<0.005	
5/4/2012					<0.005
11/9/2012	<0.005	<0.005	<0.005	<0.005	
11/11/2012					<0.005
5/8/2013	<0.005	<0.005	<0.005		
5/9/2013				<0.005	<0.005
11/5/2013	<0.005			<0.005	<0.005
11/6/2013		<0.005	<0.005		
5/20/2014	<0.005	<0.005	<0.005		
5/21/2014					<0.005
5/23/2014				<0.005	
11/8/2014		<0.005	<0.005		
11/12/2014	<0.005				<0.005
11/13/2014				<0.005	
5/22/2015	<0.005	<0.005	<0.005		
5/23/2015				<0.005	<0.005
11/9/2015		<0.005	<0.005		
11/11/2015	<0.005			<0.005	
11/12/2015					<0.005
4/6/2016	<0.005	<0.005	0.00274 (J)		
4/12/2016				<0.005	
4/13/2016					<0.005 (D)
10/4/2016	<0.005	<0.005		<0.005	
10/5/2016			0.0073 (J)		<0.005
4/4/2017	<0.005	<0.005	<0.005		
4/5/2017				<0.005	
4/6/2017					<0.005
10/4/2017	<0.005			<0.005	
10/5/2017		<0.005	<0.005		<0.005
3/20/2018	<0.005 (D)	<0.005	<0.005	<0.005	
3/21/2018					<0.005
10/2/2018	<0.005	<0.005	<0.005	<0.005	<0.005

ND substitution: RL or RL/2 if <15% NDs.

Time Series

Constituent: Zinc (mg/L) Analysis Run 6/24/2024 1:09 PM

Plant Scherer Client: Southern Company Data: Scherer Cell 1-CCR

	GWA-15 (bg)	GWA-16 (bg)	GWA-17 (bg)	GWC-1	GWC-10
3/26/2019	<0.005	<0.005	<0.005	<0.005	
3/27/2019					<0.005
9/10/2019	0.006	0.0047 (J)	0.0084	0.0038 (J)	
9/11/2019					0.004 (J)
3/18/2020	<0.005	<0.005	<0.005	<0.005	<0.005
9/9/2020	<0.005	<0.005	<0.005	<0.005	<0.005
4/1/2021	<0.005	<0.005	<0.005	<0.005	<0.005
8/11/2021	<0.005	<0.005	<0.005		
8/18/2021				<0.005	
10/18/2021					<0.005
2/15/2022	<0.005	<0.005	<0.005	<0.005	<0.005
8/24/2022			<0.005	0.0039 (J)	
8/25/2022	<0.005	<0.005			<0.005
2/21/2023					<0.005
2/27/2023				<0.005	
2/28/2023	<0.005	<0.005	<0.005		
8/3/2023	<0.005	0.0035 (J)	<0.005		
8/9/2023				<0.005	<0.005
2/28/2024		<0.005	<0.005		
3/1/2024				0.004 (J)	<0.005
3/4/2024	<0.005				

ND substitution: RL or RL/2 if <15% NDs.

Time Series

Constituent: Zinc (mg/L) Analysis Run 6/24/2024 1:09 PM

Plant Scherer Client: Southern Company Data: Scherer Cell 1-CCR

	GWC-11	GWC-12	GWC-13	GWC-14	GWC-18
5/9/2010		<0.005	<0.005	<0.005	
5/10/2010	<0.005				<0.005
6/16/2010	<0.005				<0.005
6/18/2010		<0.005	<0.005	<0.005	
7/26/2010					<0.005
7/27/2010	<0.005	<0.005			
7/28/2010				<0.005	
7/29/2010			<0.005		
9/7/2010					<0.005
9/8/2010	<0.005	<0.005			
9/9/2010			<0.005	<0.005	
4/26/2011			<0.005		
4/29/2011	<0.005	<0.005			<0.005
4/30/2011				<0.005	
10/27/2011	<0.005				
10/28/2011		<0.005	<0.005	<0.005	<0.005
5/2/2012					<0.005
5/3/2012		<0.005		<0.005	
5/4/2012	<0.005		<0.005		
11/9/2012					<0.005
11/10/2012	<0.005	<0.005		<0.005	
11/11/2012			<0.005		
5/8/2013			<0.005	<0.005	<0.005
5/9/2013	<0.005	<0.005			
11/5/2013				<0.005	
11/6/2013	<0.005	<0.005			<0.005
11/7/2013			<0.005		
5/20/2014	<0.005	<0.005	<0.005	<0.005	
5/23/2014					<0.005
11/8/2014					<0.005
11/12/2014	<0.005	<0.005	<0.005	<0.005	
5/22/2015					<0.005
5/23/2015		<0.005			
5/24/2015	<0.005		<0.005	<0.005	
11/10/2015					<0.005
11/11/2015				<0.005	
11/12/2015	<0.005	<0.005	<0.005		
4/11/2016					<0.005
4/13/2016	0.00241 (JD)	0.00409 (JD)	0.00289 (JD)	<0.005 (D)	
10/4/2016				<0.005	
10/5/2016	<0.005	<0.005			<0.005
10/7/2016			<0.005		
4/5/2017		<0.005			
4/6/2017	<0.005		<0.005	<0.005	<0.005
10/5/2017	<0.005	<0.005		<0.005	<0.005
10/6/2017			0.0071 (J)		
3/20/2018				<0.005	<0.005
3/21/2018	0.007 (J)	<0.005 (D)			
3/22/2018			<0.005		
10/2/2018	0.022 (O)	<0.005		<0.005	<0.005
10/3/2018			<0.005		
3/26/2019		<0.005	<0.005	<0.005	<0.005

ND substitution: RL or RL/2 if <15% NDs.

Time Series

Constituent: Zinc (mg/L) Analysis Run 6/24/2024 1:09 PM

Plant Scherer Client: Southern Company Data: Scherer Cell 1-CCR

	GWC-11	GWC-12	GWC-13	GWC-14	GWC-18
3/27/2019	<0.005				
9/11/2019	0.0072	0.0065	0.0085	0.0038 (J)	0.0077
3/18/2020	<0.005	0.005	0.0052	<0.005	<0.005
9/9/2020				<0.005	<0.005
9/10/2020	0.018	0.0037 (J)	0.0038 (J)		
4/1/2021	0.0034 (J)	<0.005		<0.005	<0.005
4/6/2021			0.004 (J)		
8/11/2021	<0.005	<0.005	<0.005	<0.005	<0.005
2/16/2022	0.0034 (J)	0.0032 (J)	0.004 (J)	<0.005	<0.005
8/25/2022	<0.005				<0.005
8/26/2022		<0.005	<0.005	<0.005	
2/27/2023	<0.005	<0.005	<0.005	<0.005	
2/28/2023					<0.005
8/9/2023	<0.005	<0.005	0.0031 (J)	<0.005	<0.005
2/29/2024	0.0036 (J)	<0.005			0.0032 (J)
3/1/2024			<0.005	0.024	
5/7/2024				<0.005 (R)	

ND substitution: RL or RL/2 if <15% NDs.

Time Series

Constituent: Zinc (mg/L) Analysis Run 6/24/2024 1:09 PM

Plant Scherer Client: Southern Company Data: Scherer Cell 1-CCR

	GWC-19	GWC-2	GWC-20	GWC-3	GWC-4
5/11/2010	<0.005	<0.005	<0.005	0.018 (O)	<0.005
6/16/2010	<0.005				
6/17/2010			<0.005	<0.005	<0.005
6/19/2010		<0.005			
7/27/2010	<0.005	<0.005	<0.005		
7/28/2010				0.016 (O)	<0.005
9/7/2010	<0.005		<0.005	<0.005	
9/8/2010					<0.005
9/9/2010		<0.005			
4/28/2011		<0.005			<0.005
4/29/2011	<0.005		<0.005	<0.005	
10/28/2011	<0.005	<0.005	<0.005	<0.005	
10/29/2011					<0.005
5/2/2012	<0.005				
5/3/2012		<0.005	<0.005	<0.005	<0.005
11/9/2012	<0.005	<0.005		<0.005	
11/10/2012			<0.005		<0.005
5/9/2013	<0.005	<0.005	<0.005		
5/10/2013				<0.005	<0.005
11/5/2013		<0.005			
11/6/2013	<0.005		<0.005	<0.005	<0.005
5/22/2014	<0.005	<0.005	<0.005	<0.005	<0.005
11/8/2014	<0.005				
11/9/2014			<0.005	<0.005	<0.005
11/13/2014		<0.005			
5/22/2015				<0.005	<0.005
5/23/2015	<0.005				
5/24/2015		<0.005	<0.005		
11/10/2015	<0.005		<0.005	<0.005	
11/11/2015		<0.005			<0.005
4/11/2016	<0.005				
4/12/2016		<0.005	<0.005	<0.005 (D)	0.00203 (J)
10/4/2016		<0.005			
10/5/2016	0.0085 (O)		<0.005	0.01 (O)	
10/6/2016					<0.005
4/5/2017	<0.005				
4/6/2017		<0.005	<0.005	<0.005	<0.005
10/4/2017		<0.005			
10/5/2017	<0.005		<0.005	<0.005	
10/6/2017					<0.005
3/20/2018	<0.005	<0.005			
3/21/2018			<0.005	<0.005	<0.005
10/2/2018	<0.005	<0.005			
10/3/2018			<0.005	<0.005	<0.005
3/26/2019	<0.005	<0.005	<0.005	<0.005	<0.005
9/10/2019		0.004 (J)		0.0069	0.006
9/12/2019	0.0059		0.0065		
3/18/2020		<0.005		<0.005	
3/19/2020	<0.005		<0.005		<0.005
9/9/2020	<0.005	<0.005			
9/10/2020			<0.005	<0.005	<0.005
4/1/2021		0.01			

ND substitution: RL or RL/2 if <15% NDs.

Time Series

Constituent: Zinc (mg/L) Analysis Run 6/24/2024 1:09 PM

Plant Scherer Client: Southern Company Data: Scherer Cell 1-CCR

	GWC-19	GWC-2	GWC-20	GWC-3	GWC-4
4/2/2021					<0.005
4/5/2021	<0.005		<0.005		
4/6/2021				<0.005	
8/11/2021	<0.005		<0.005		
8/12/2021		<0.005		0.0035 (J)	<0.005
2/15/2022		<0.005		<0.005	<0.005
2/16/2022	<0.005		<0.005		
8/25/2022	<0.005		0.0063	<0.005	<0.005
8/26/2022		<0.005			
2/27/2023		<0.005			<0.005
2/28/2023	<0.005		<0.005	<0.005	
8/8/2023	<0.005		<0.005		<0.005
8/9/2023		0.0046 (J)		<0.005	
2/29/2024	<0.005				<0.005
3/1/2024		<0.005	<0.005		
3/4/2024				<0.005	

ND substitution: RL or RL/2 if <15% NDs.

Time Series

Constituent: Zinc (mg/L) Analysis Run 6/24/2024 1:09 PM

Plant Scherer Client: Southern Company Data: Scherer Cell 1-CCR

	GWC-5	GWC-6	GWC-7	GWC-8A	GWC-9
5/10/2010			<0.005	<0.005	<0.005
5/11/2010	<0.005	<0.005			
6/16/2010					<0.005
6/18/2010	<0.005	<0.005	<0.005		
6/19/2010				0.0081 (J)	
7/27/2010	<0.005	<0.005			<0.005
7/28/2010			<0.005	0.017 (J)	
9/8/2010				0.085	<0.005
9/9/2010	<0.005	<0.005	<0.005		
4/29/2011	<0.005				<0.005
4/30/2011		<0.005	<0.005	0.13 (O)	
10/27/2011				0.03	<0.005
10/28/2011	<0.005				
10/29/2011		<0.005	<0.005		
5/3/2012					<0.005
5/4/2012	<0.005	<0.005	<0.005	0.029	
11/10/2012	<0.005	<0.005	<0.005		
11/11/2012				0.046	<0.005
5/9/2013	<0.005	<0.005	<0.005		<0.005
5/10/2013				0.23 (O)	
11/6/2013	<0.005				<0.005
11/7/2013		<0.005	<0.005	0.028	
5/21/2014		<0.005	<0.005	0.015 (J)	<0.005
5/22/2014	<0.005				
11/9/2014	<0.005	<0.005			
11/12/2014			<0.005		<0.005
11/13/2014				0.13 (O)	
5/23/2015				0.059	<0.005
5/24/2015	<0.005	<0.005	<0.005		
11/11/2015	0.0089 (J)	<0.005	<0.005	0.079	
11/12/2015					<0.005
4/12/2016		<0.005			
4/13/2016			<0.005 (D)		<0.005 (D)
4/19/2016	0.0133 (O)			0.0218	
10/6/2016	<0.005	<0.005	<0.005		<0.005
10/10/2016				0.013 (J)	
4/6/2017	0.0087 (J)	<0.005			<0.005
4/7/2017			<0.005	<0.005	
10/5/2017	0.0078 (J)				<0.005
10/6/2017		<0.005	<0.005		
10/9/2017				<0.005	
3/21/2018		<0.005			<0.005
3/22/2018	0.0086 (J)		<0.005	<0.005	
10/2/2018					<0.005
10/3/2018	<0.005	<0.005			
10/4/2018			<0.005	<0.005	
3/26/2019		<0.005			
3/27/2019	<0.005		<0.005	<0.005	<0.005
9/11/2019	0.0074	0.0062	0.0074	0.0052	0.0037 (J)
3/18/2020	0.0045 (J)	<0.005		<0.005	<0.005
3/19/2020			<0.005		
9/9/2020	<0.005			<0.005	<0.005

ND substitution: RL or RL/2 if <15% NDs.

Time Series

Constituent: Zinc (mg/L) Analysis Run 6/24/2024 1:09 PM

Plant Scherer Client: Southern Company Data: Scherer Cell 1-CCR

	GWC-5	GWC-6	GWC-7	GWC-8A	GWC-9
9/10/2020		<0.005	<0.005		
4/1/2021	<0.005		<0.005		<0.005
4/5/2021		<0.005		<0.005	
8/11/2021		<0.005	<0.005		
8/12/2021	0.0034 (J)			<0.005	<0.005
2/15/2022	0.0034 (J)	<0.005	0.0037 (J)	<0.005	<0.005
8/25/2022	<0.005	<0.005	<0.005	<0.005	<0.005
2/27/2023		<0.005	<0.005	0.016	<0.005
2/28/2023	<0.005				
8/8/2023	<0.005	<0.005	<0.005	<0.005	<0.005
2/29/2024	<0.005	<0.005	<0.005	<0.005	
3/1/2024					<0.005

ND substitution: RL or RL/2 if <15% NDs.

FIGURE B.

Sanitas™ v.10.0.19a Software licensed to . UG

Box & Whiskers Plot

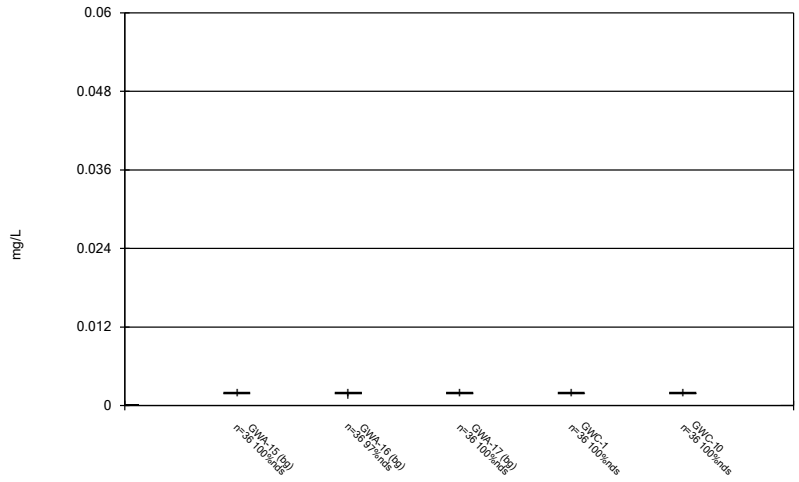

Constituent: Antimony, Total Analysis Run 6/24/2024 1:12 PM

Plant Scherer Client: Southern Company Data: Scherer Cell 1-CCR

Sanitas™ v.10.0.19a Software licensed to . UG

Box & Whiskers Plot

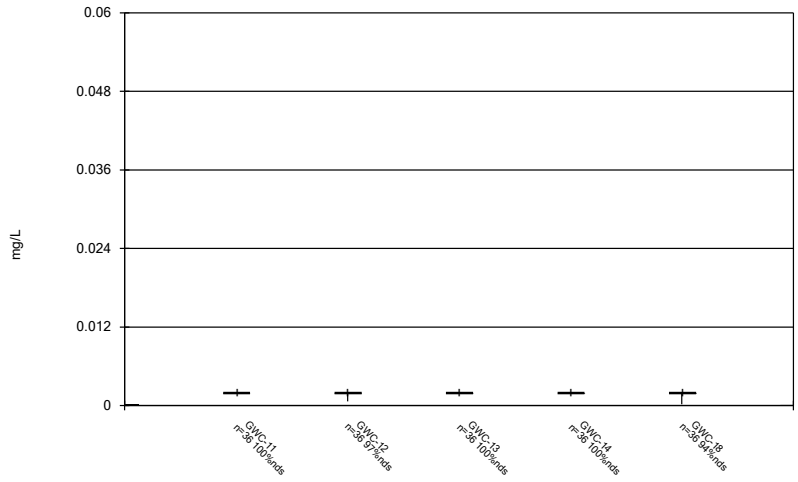

Constituent: Antimony, Total Analysis Run 6/24/2024 1:12 PM

Plant Scherer Client: Southern Company Data: Scherer Cell 1-CCR

Sanitas™ v.10.0.19a Software licensed to . UG

Box & Whiskers Plot

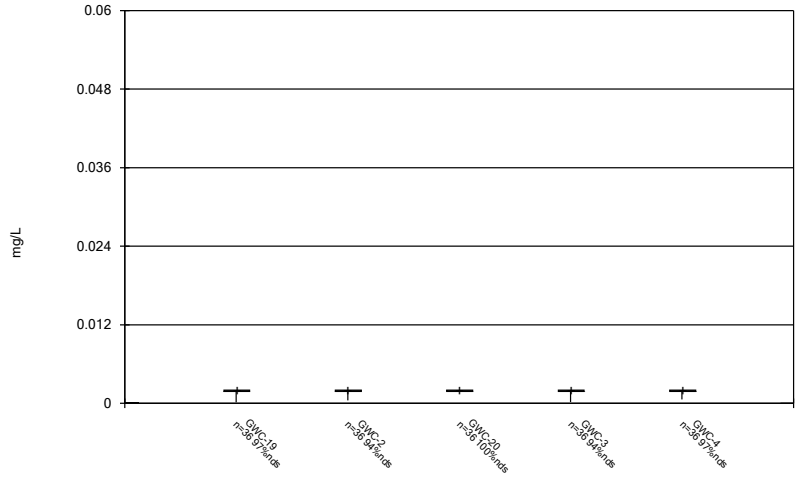

Constituent: Antimony, Total Analysis Run 6/24/2024 1:12 PM

Plant Scherer Client: Southern Company Data: Scherer Cell 1-CCR

Sanitas™ v.10.0.19a Software licensed to . UG

Box & Whiskers Plot

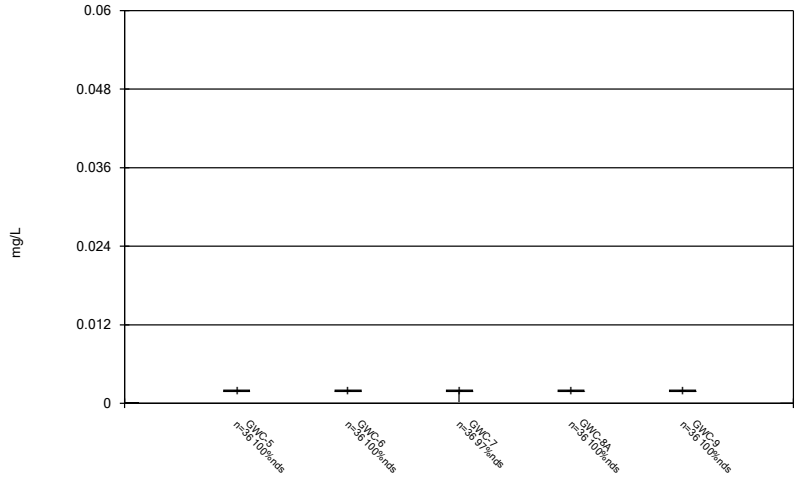

Constituent: Antimony, Total Analysis Run 6/24/2024 1:12 PM

Plant Scherer Client: Southern Company Data: Scherer Cell 1-CCR

Sanitas™ v.10.0.19a Software licensed to . UG

Box & Whiskers Plot

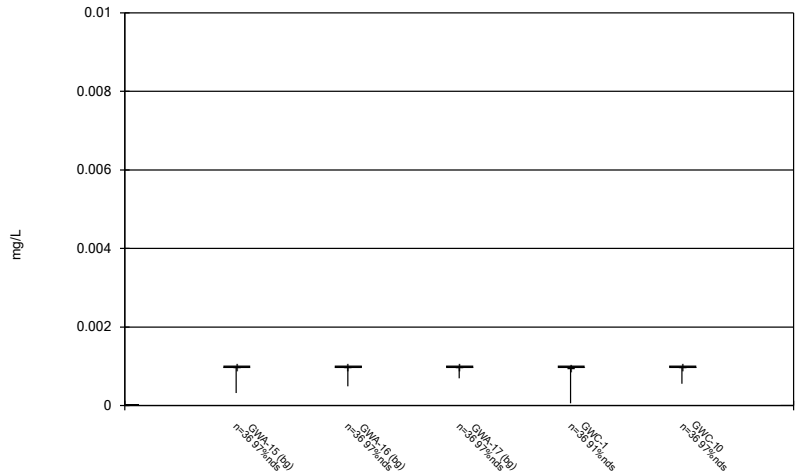

Constituent: Arsenic, Total Analysis Run 6/24/2024 1:12 PM

Plant Scherer Client: Southern Company Data: Scherer Cell 1-CCR

Sanitas™ v.10.0.19a Software licensed to . UG

Box & Whiskers Plot

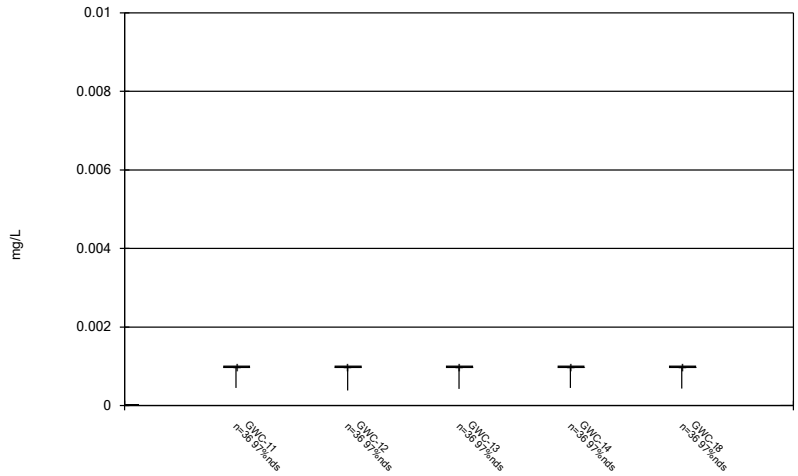

Constituent: Arsenic, Total Analysis Run 6/24/2024 1:12 PM

Plant Scherer Client: Southern Company Data: Scherer Cell 1-CCR

Sanitas™ v.10.0.19a Software licensed to . UG

Box & Whiskers Plot

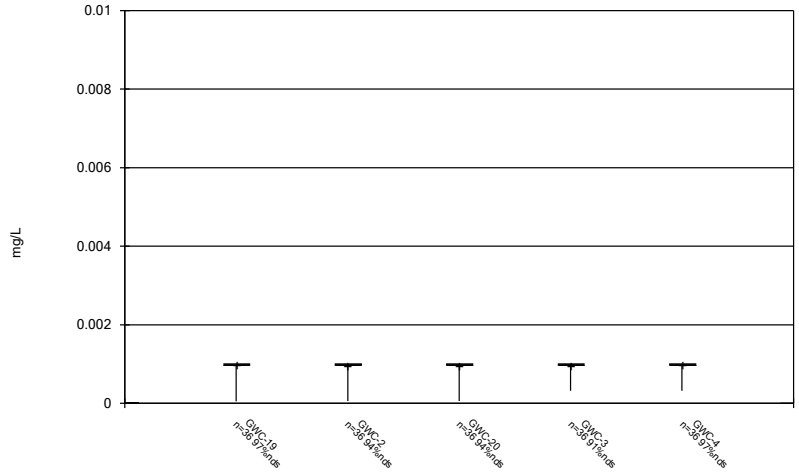

Constituent: Arsenic, Total Analysis Run 6/24/2024 1:12 PM

Plant Scherer Client: Southern Company Data: Scherer Cell 1-CCR

Sanitas™ v.10.0.19a Software licensed to . UG

Box & Whiskers Plot

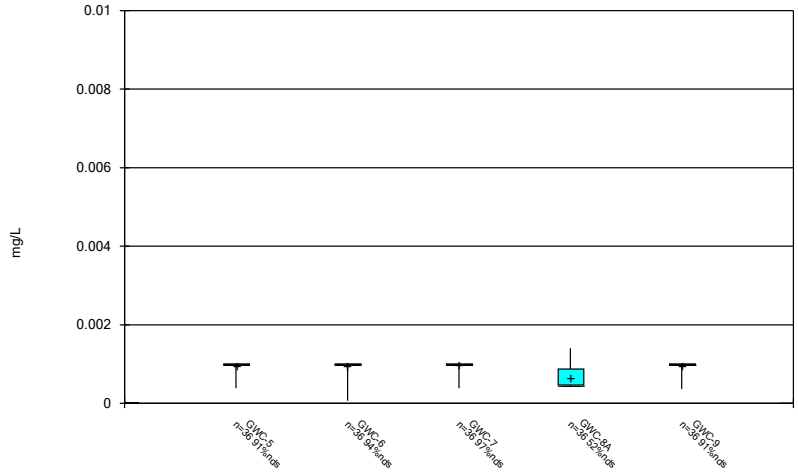

Constituent: Arsenic, Total Analysis Run 6/24/2024 1:12 PM

Plant Scherer Client: Southern Company Data: Scherer Cell 1-CCR

Sanitas™ v.10.0.19a Software licensed to . UG

Box & Whiskers Plot

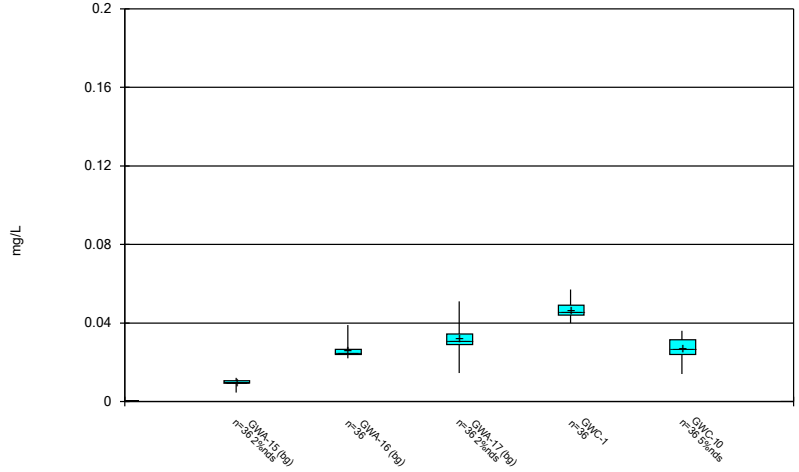

Constituent: Barium, Total Analysis Run 6/24/2024 1:12 PM

Plant Scherer Client: Southern Company Data: Scherer Cell 1-CCR

Sanitas™ v.10.0.19a Software licensed to . UG

Box & Whiskers Plot

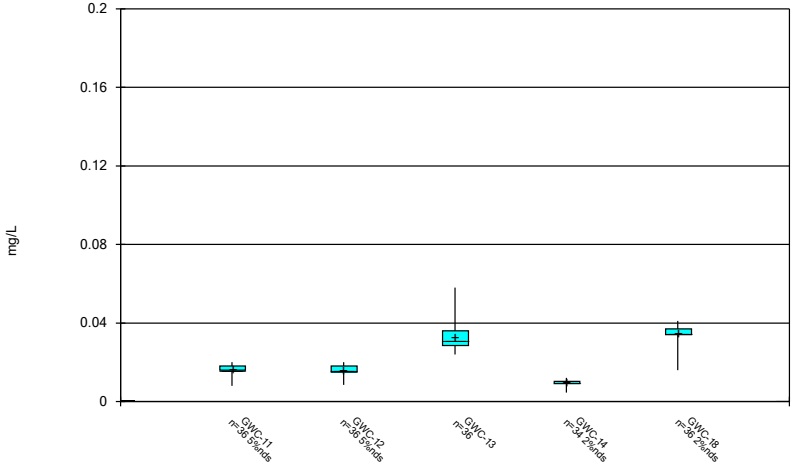

Constituent: Barium, Total Analysis Run 6/24/2024 1:12 PM

Plant Scherer Client: Southern Company Data: Scherer Cell 1-CCR

Sanitas™ v.10.0.19a Software licensed to . UG

Box & Whiskers Plot

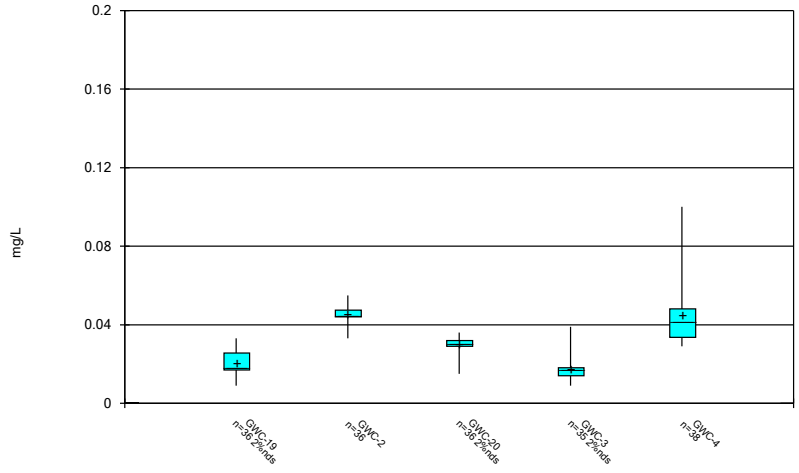

Constituent: Barium, Total Analysis Run 6/24/2024 1:12 PM

Plant Scherer Client: Southern Company Data: Scherer Cell 1-CCR

Sanitas™ v.10.0.19a Software licensed to . UG

Box & Whiskers Plot

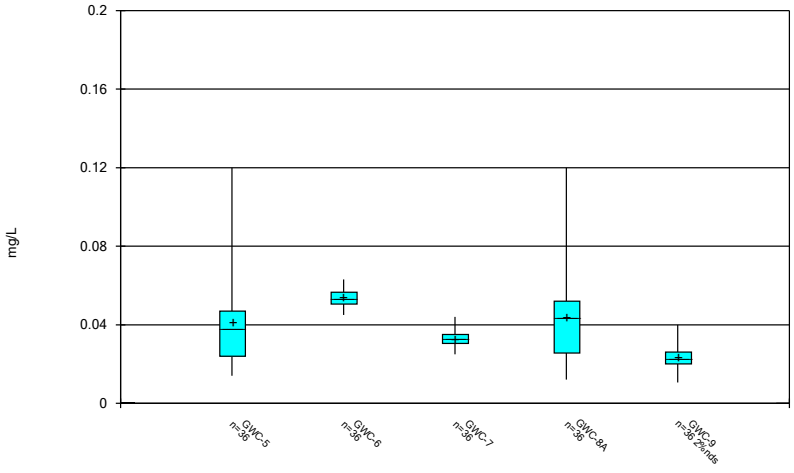

Constituent: Barium, Total Analysis Run 6/24/2024 1:12 PM

Plant Scherer Client: Southern Company Data: Scherer Cell 1-CCR

Sanitas™ v.10.0.19a Software licensed to . UG

Box & Whiskers Plot

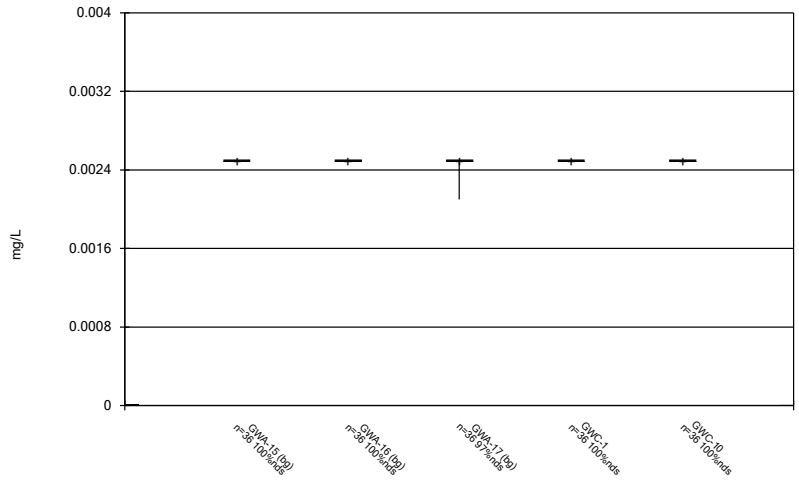

Constituent: Beryllium, Total Analysis Run 6/24/2024 1:12 PM

Plant Scherer Client: Southern Company Data: Scherer Cell 1-CCR

Sanitas™ v.10.0.19a Software licensed to . UG

Box & Whiskers Plot

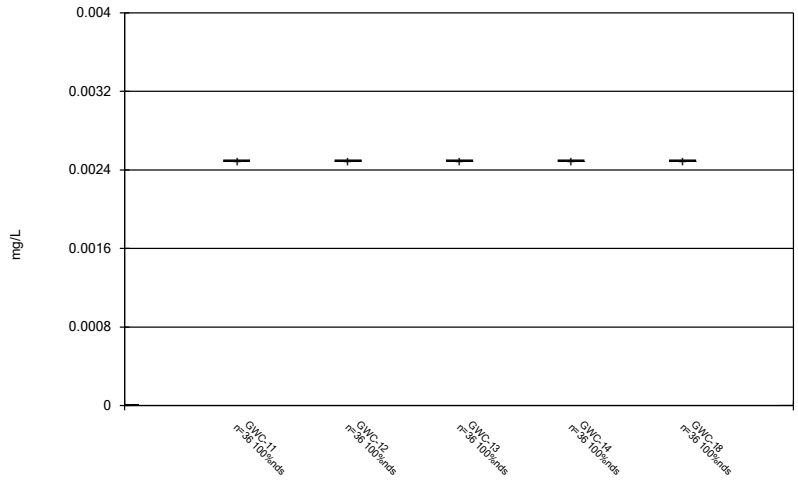

Constituent: Beryllium, Total Analysis Run 6/24/2024 1:12 PM

Plant Scherer Client: Southern Company Data: Scherer Cell 1-CCR

Sanitas™ v.10.0.19a Software licensed to . UG

Box & Whiskers Plot

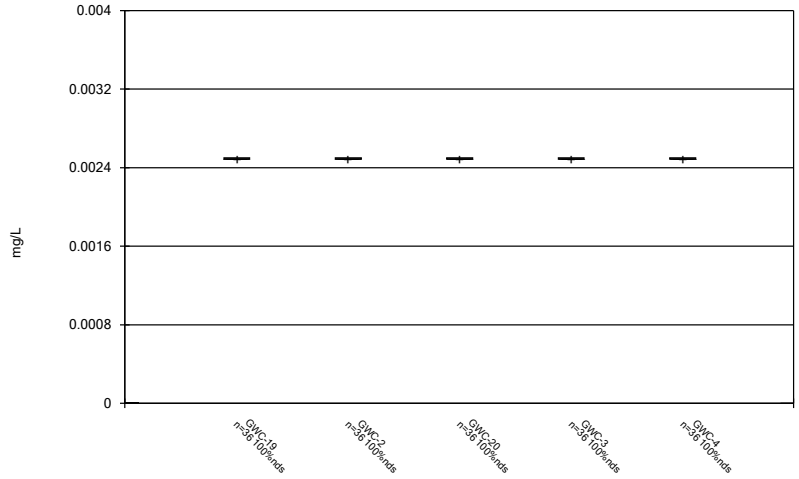

Constituent: Beryllium, Total Analysis Run 6/24/2024 1:12 PM

Plant Scherer Client: Southern Company Data: Scherer Cell 1-CCR

Sanitas™ v.10.0.19a Software licensed to . UG

Box & Whiskers Plot

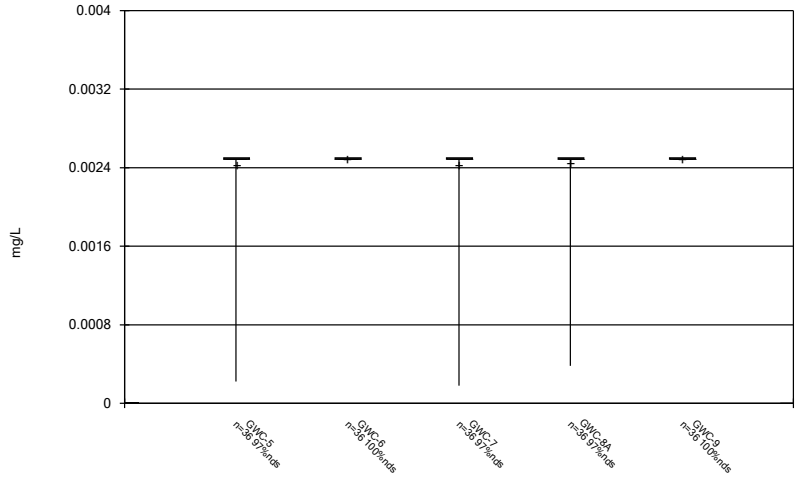

Constituent: Beryllium, Total Analysis Run 6/24/2024 1:12 PM

Plant Scherer Client: Southern Company Data: Scherer Cell 1-CCR

Sanitas™ v.10.0.19a Software licensed to . UG

Box & Whiskers Plot

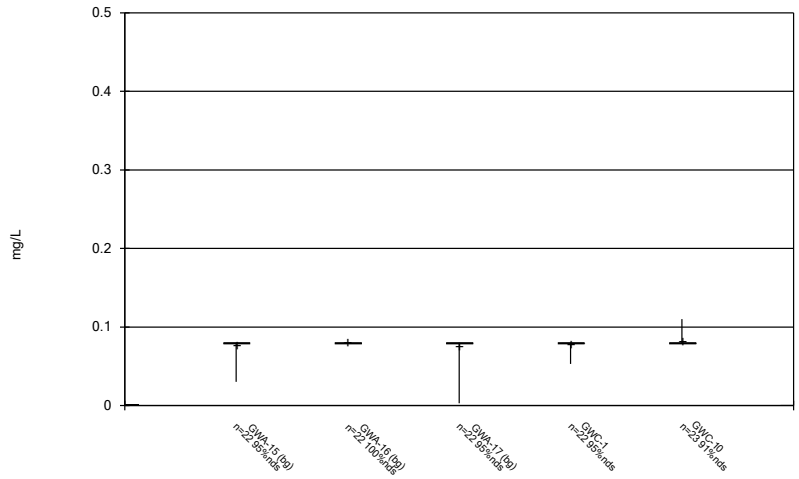

Constituent: Boron Analysis Run 6/24/2024 1:12 PM

Plant Scherer Client: Southern Company Data: Scherer Cell 1-CCR

Sanitas™ v.10.0.19a Software licensed to . UG

Box & Whiskers Plot

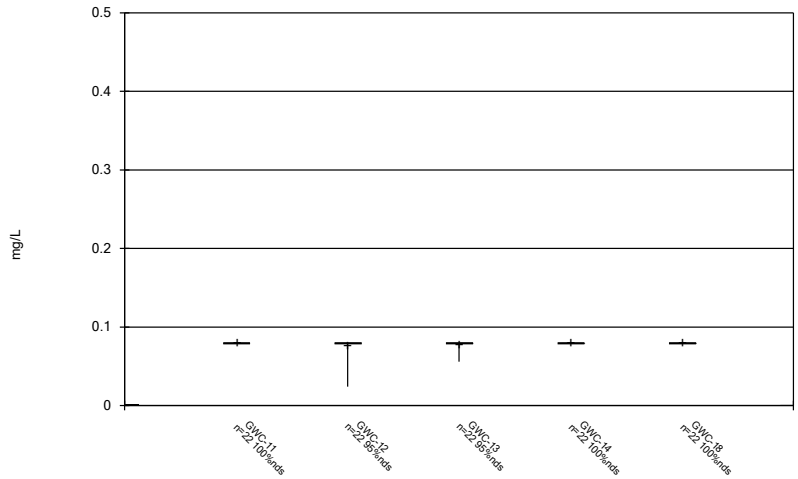

Constituent: Boron Analysis Run 6/24/2024 1:12 PM

Plant Scherer Client: Southern Company Data: Scherer Cell 1-CCR

Sanitas™ v.10.0.19a Software licensed to . UG

Box & Whiskers Plot

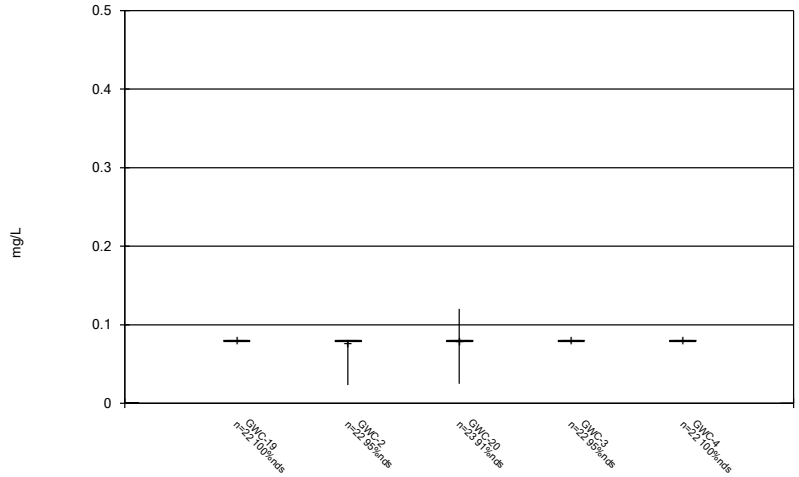

Constituent: Boron Analysis Run 6/24/2024 1:12 PM

Plant Scherer Client: Southern Company Data: Scherer Cell 1-CCR

Sanitas™ v.10.0.19a Software licensed to . UG

Box & Whiskers Plot

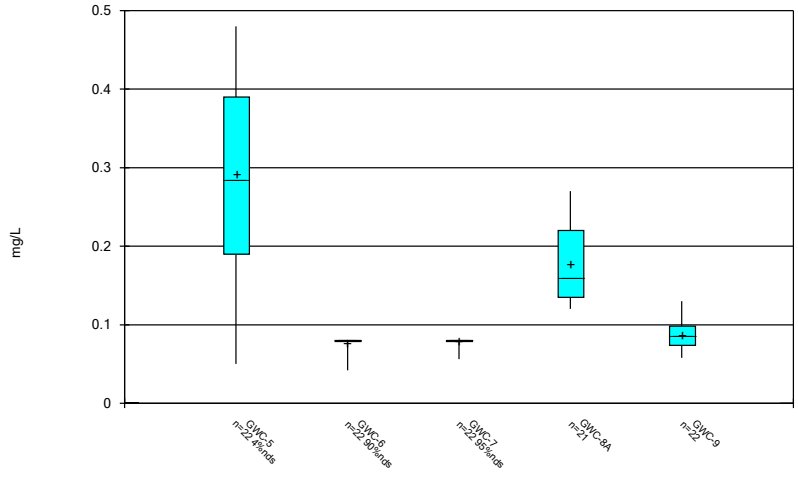

Constituent: Boron Analysis Run 6/24/2024 1:12 PM

Plant Scherer Client: Southern Company Data: Scherer Cell 1-CCR

Sanitas™ v.10.0.19a Software licensed to . UG

Box & Whiskers Plot

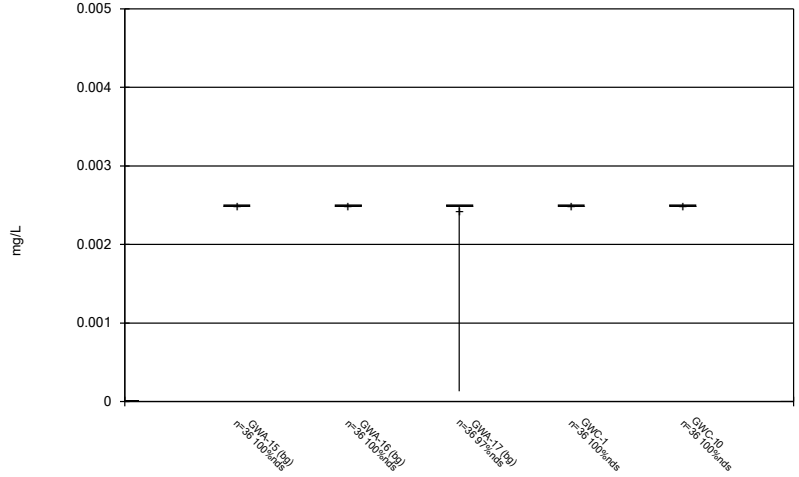

Constituent: Cadmium, Total Analysis Run 6/24/2024 1:12 PM

Plant Scherer Client: Southern Company Data: Scherer Cell 1-CCR

Sanitas™ v.10.0.19a Software licensed to . UG

Box & Whiskers Plot

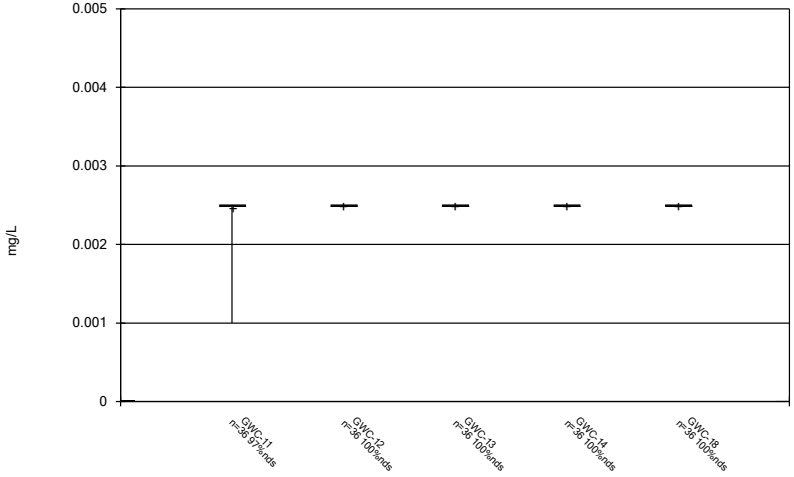

Constituent: Cadmium, Total Analysis Run 6/24/2024 1:12 PM

Plant Scherer Client: Southern Company Data: Scherer Cell 1-CCR

Sanitas™ v.10.0.19a Software licensed to . UG

Box & Whiskers Plot

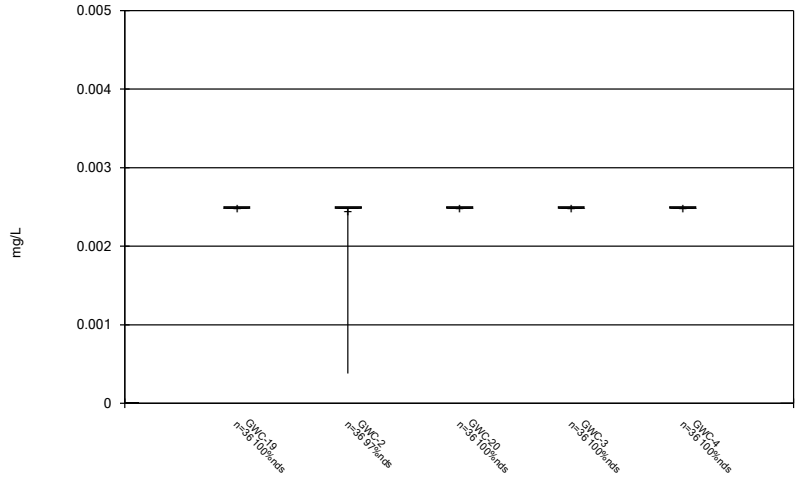

Constituent: Cadmium, Total Analysis Run 6/24/2024 1:12 PM

Plant Scherer Client: Southern Company Data: Scherer Cell 1-CCR

Sanitas™ v.10.0.19a Software licensed to . UG

Box & Whiskers Plot

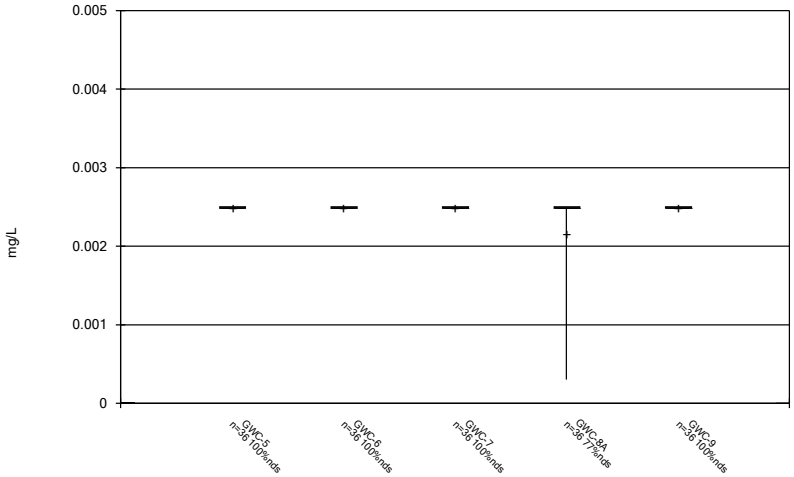

Constituent: Cadmium, Total Analysis Run 6/24/2024 1:12 PM

Plant Scherer Client: Southern Company Data: Scherer Cell 1-CCR

Sanitas™ v.10.0.19a Software licensed to . UG

Box & Whiskers Plot

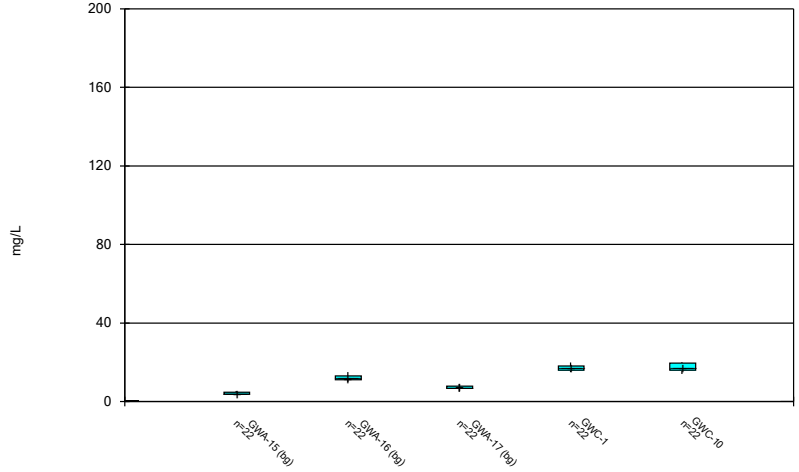

Constituent: Calcium Analysis Run 6/24/2024 1:12 PM

Plant Scherer Client: Southern Company Data: Scherer Cell 1-CCR

Sanitas™ v.10.0.19a Software licensed to . UG

Box & Whiskers Plot

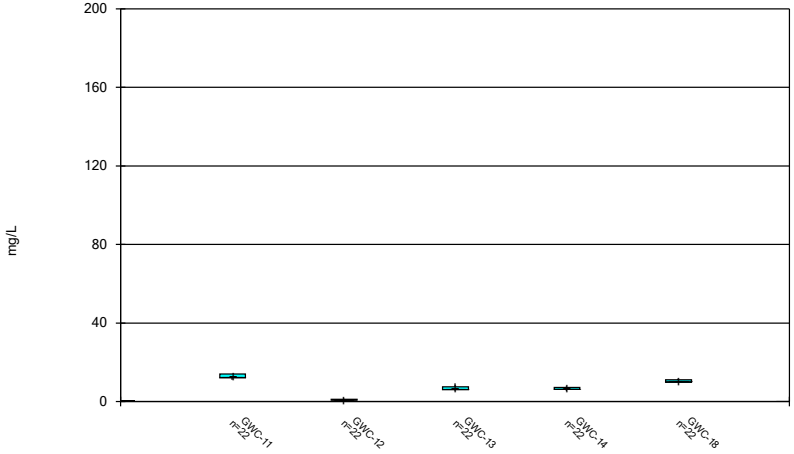

Constituent: Calcium Analysis Run 6/24/2024 1:12 PM

Plant Scherer Client: Southern Company Data: Scherer Cell 1-CCR

Sanitas™ v.10.0.19a Software licensed to . UG

Box & Whiskers Plot

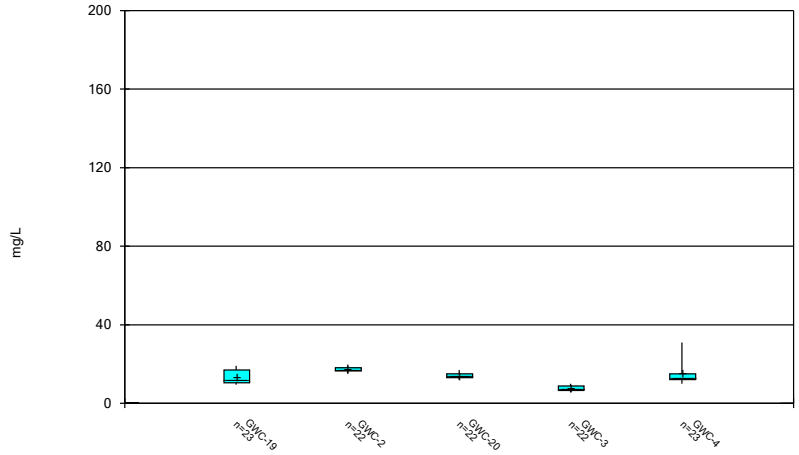

Constituent: Calcium Analysis Run 6/24/2024 1:12 PM

Plant Scherer Client: Southern Company Data: Scherer Cell 1-CCR

Sanitas™ v.10.0.19a Software licensed to . UG

Box & Whiskers Plot

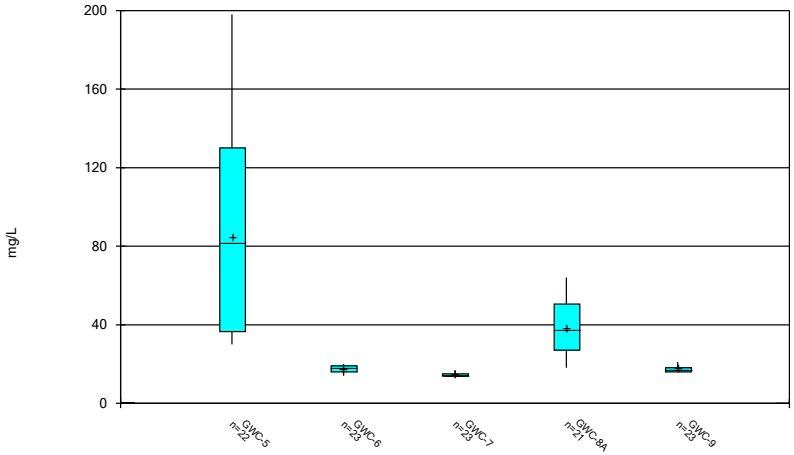

Constituent: Calcium Analysis Run 6/24/2024 1:12 PM

Plant Scherer Client: Southern Company Data: Scherer Cell 1-CCR

Sanitas™ v.10.0.19a Software licensed to . UG

Box & Whiskers Plot

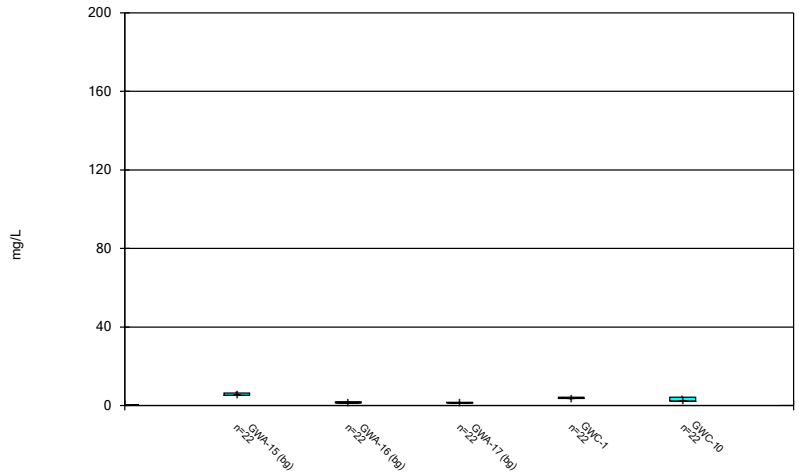

Constituent: Chloride Analysis Run 6/24/2024 1:12 PM

Plant Scherer Client: Southern Company Data: Scherer Cell 1-CCR

Sanitas™ v.10.0.19a Software licensed to . UG

Box & Whiskers Plot

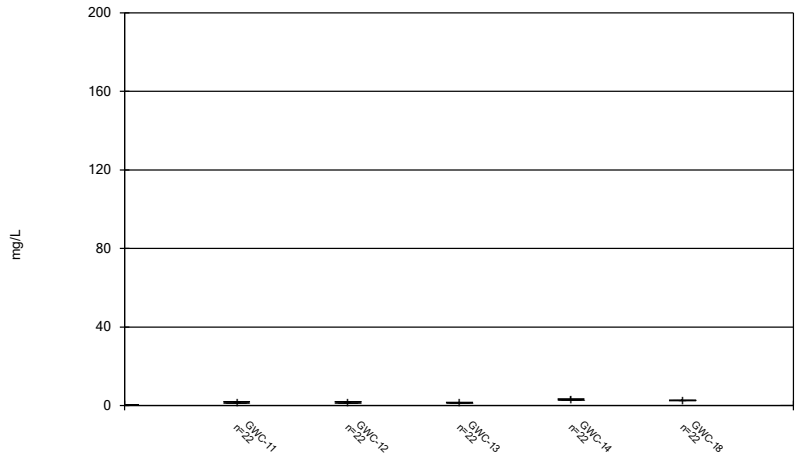

Constituent: Chloride Analysis Run 6/24/2024 1:12 PM

Plant Scherer Client: Southern Company Data: Scherer Cell 1-CCR

Sanitas™ v.10.0.19a Software licensed to . UG

Box & Whiskers Plot

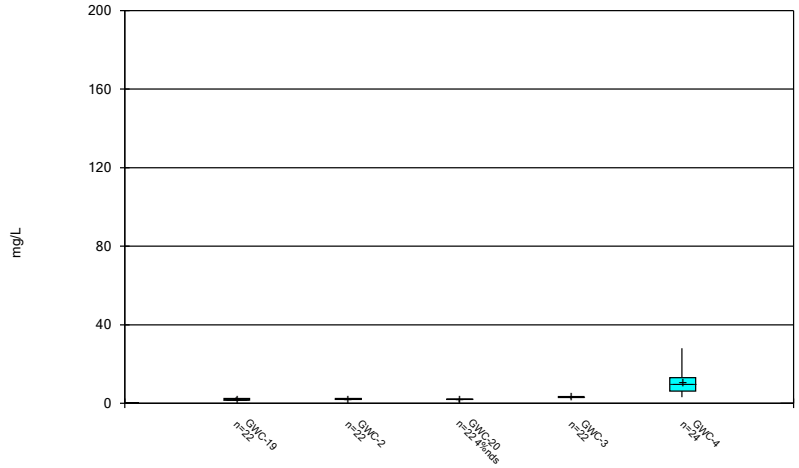

Constituent: Chloride Analysis Run 6/24/2024 1:12 PM

Plant Scherer Client: Southern Company Data: Scherer Cell 1-CCR

Sanitas™ v.10.0.19a Software licensed to . UG

Box & Whiskers Plot

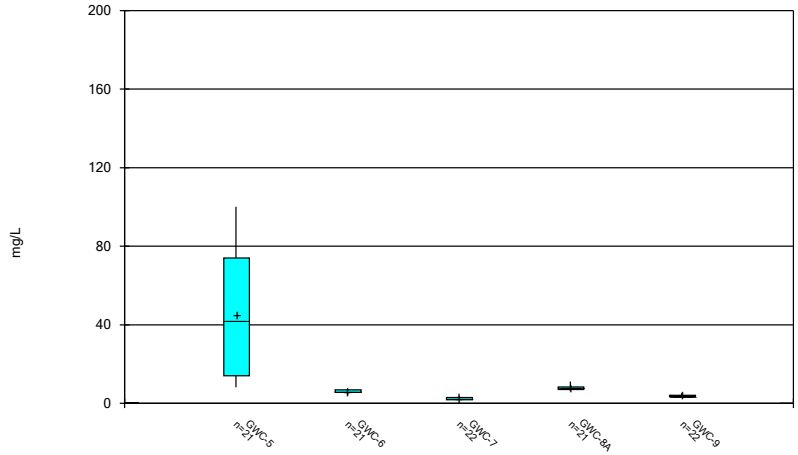

Constituent: Chloride Analysis Run 6/24/2024 1:12 PM

Plant Scherer Client: Southern Company Data: Scherer Cell 1-CCR

Sanitas™ v.10.0.19a Software licensed to . UG

Box & Whiskers Plot

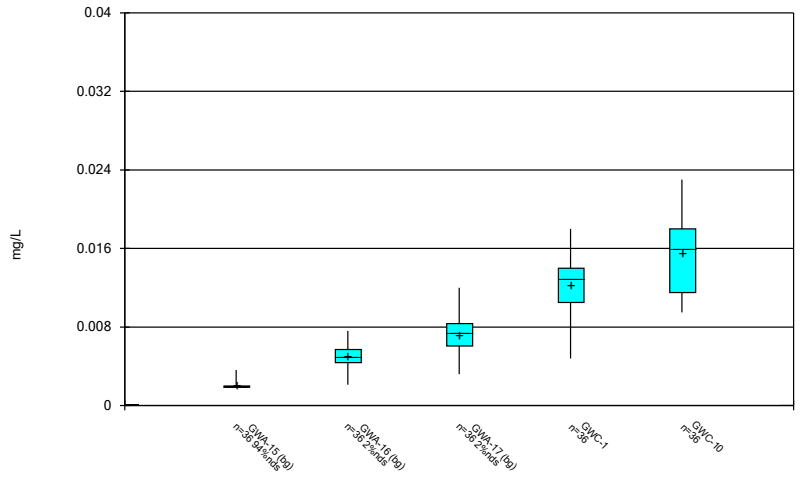

Constituent: Chromium, Total Analysis Run 6/24/2024 1:12 PM

Plant Scherer Client: Southern Company Data: Scherer Cell 1-CCR

Sanitas™ v.10.0.19a Software licensed to . UG

Box & Whiskers Plot

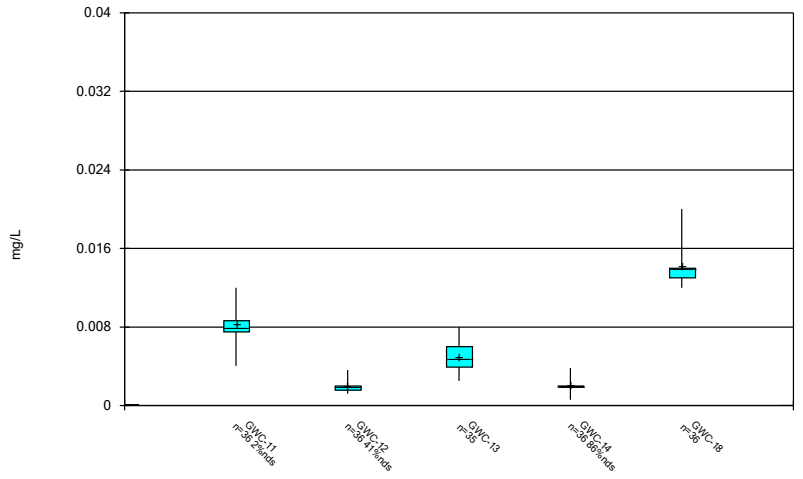

Constituent: Chromium, Total Analysis Run 6/24/2024 1:12 PM

Plant Scherer Client: Southern Company Data: Scherer Cell 1-CCR

Sanitas™ v.10.0.19a Software licensed to . UG

Box & Whiskers Plot

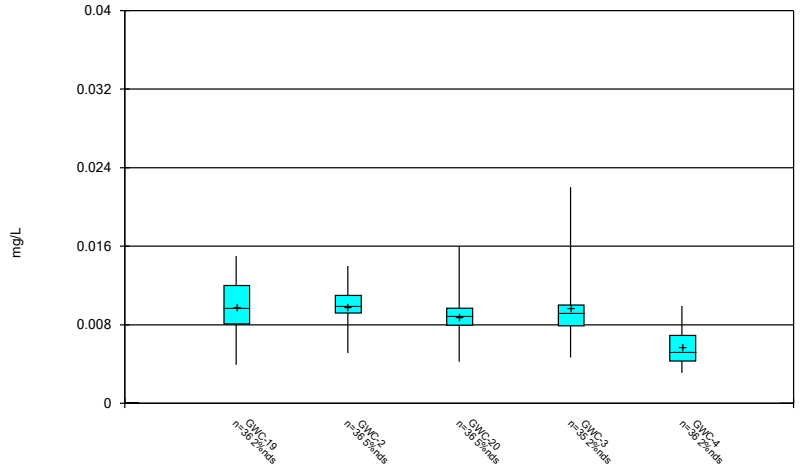

Constituent: Chromium, Total Analysis Run 6/24/2024 1:12 PM

Plant Scherer Client: Southern Company Data: Scherer Cell 1-CCR

Sanitas™ v.10.0.19a Software licensed to . UG

Box & Whiskers Plot

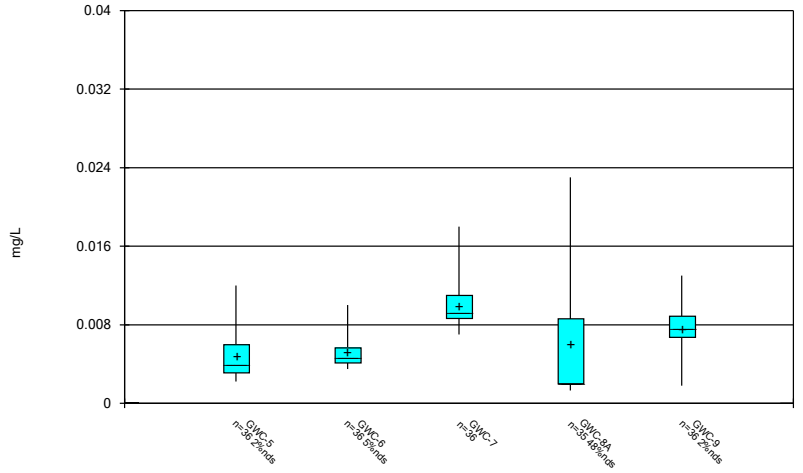

Constituent: Chromium, Total Analysis Run 6/24/2024 1:12 PM

Plant Scherer Client: Southern Company Data: Scherer Cell 1-CCR

Sanitas™ v.10.0.19a Software licensed to . UG

Box & Whiskers Plot

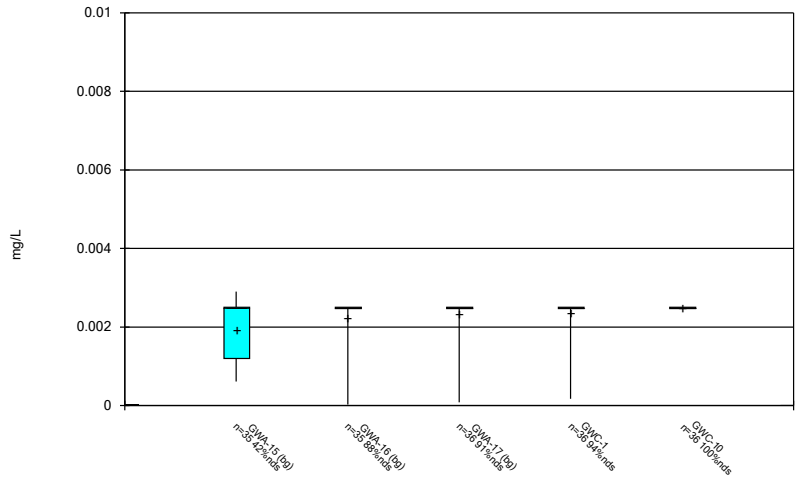

Constituent: Cobalt, Total Analysis Run 6/24/2024 1:12 PM

Plant Scherer Client: Southern Company Data: Scherer Cell 1-CCR

Sanitas™ v.10.0.19a Software licensed to . UG

Box & Whiskers Plot

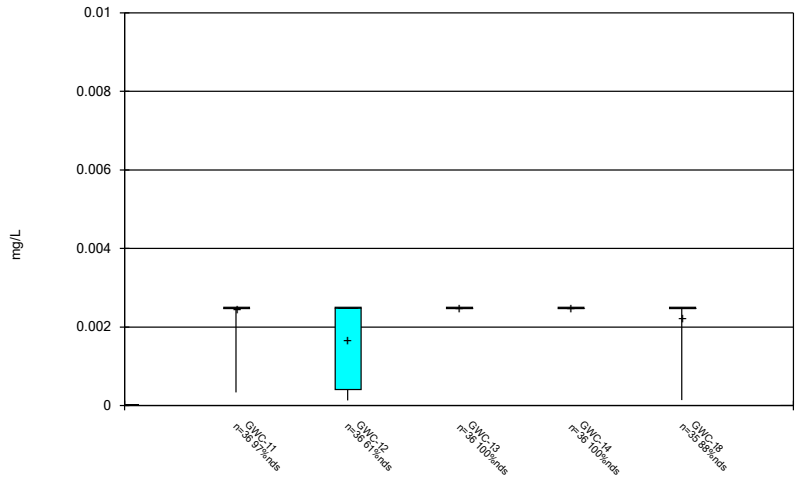

Constituent: Cobalt, Total Analysis Run 6/24/2024 1:12 PM

Plant Scherer Client: Southern Company Data: Scherer Cell 1-CCR

Sanitas™ v.10.0.19a Software licensed to . UG

Box & Whiskers Plot

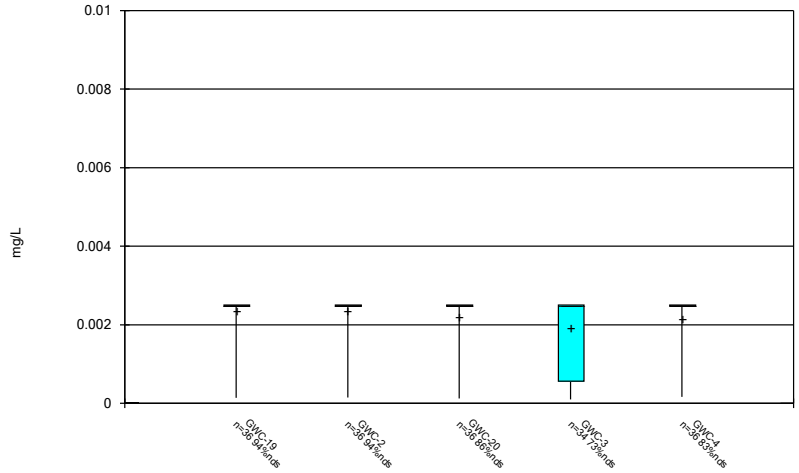

Constituent: Cobalt, Total Analysis Run 6/24/2024 1:12 PM

Plant Scherer Client: Southern Company Data: Scherer Cell 1-CCR

Sanitas™ v.10.0.19a Software licensed to . UG

Box & Whiskers Plot

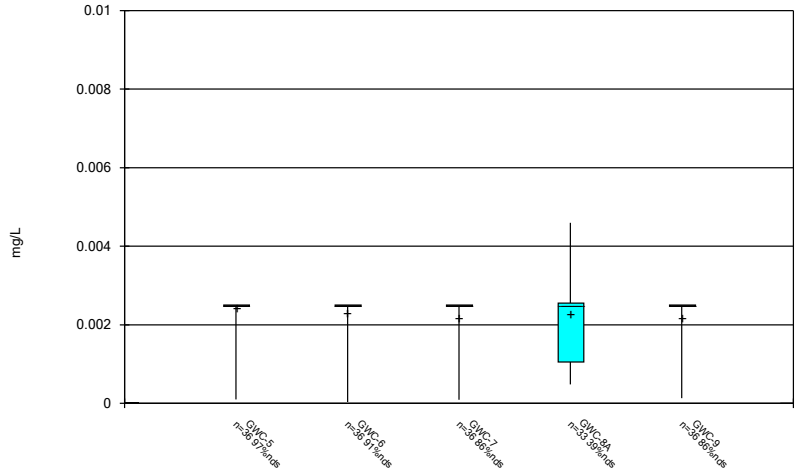

Constituent: Cobalt, Total Analysis Run 6/24/2024 1:12 PM

Plant Scherer Client: Southern Company Data: Scherer Cell 1-CCR

Sanitas™ v.10.0.19a Software licensed to . UG

Box & Whiskers Plot

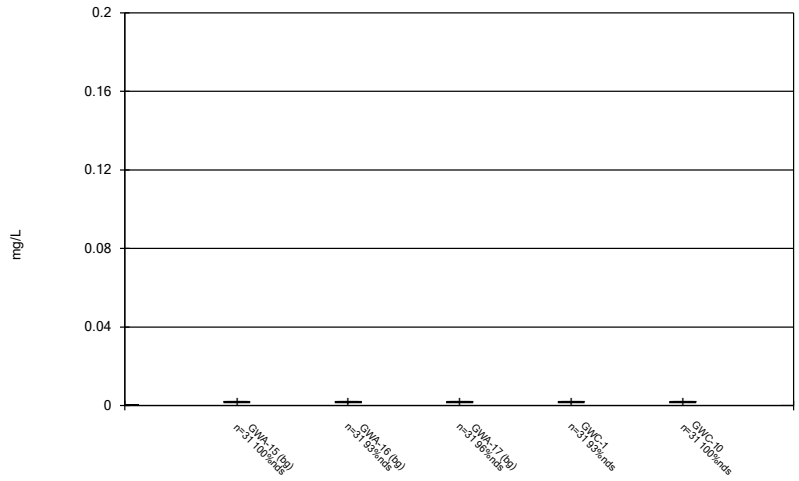

Constituent: Copper Analysis Run 6/24/2024 1:12 PM

Plant Scherer Client: Southern Company Data: Scherer Cell 1-CCR

Sanitas™ v.10.0.19a Software licensed to . UG

Box & Whiskers Plot

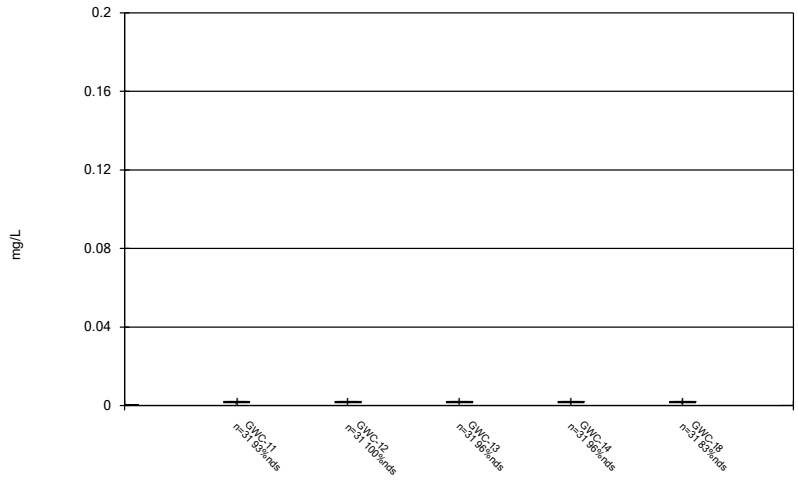

Constituent: Copper Analysis Run 6/24/2024 1:12 PM

Plant Scherer Client: Southern Company Data: Scherer Cell 1-CCR

Sanitas™ v.10.0.19a Software licensed to . UG

Box & Whiskers Plot

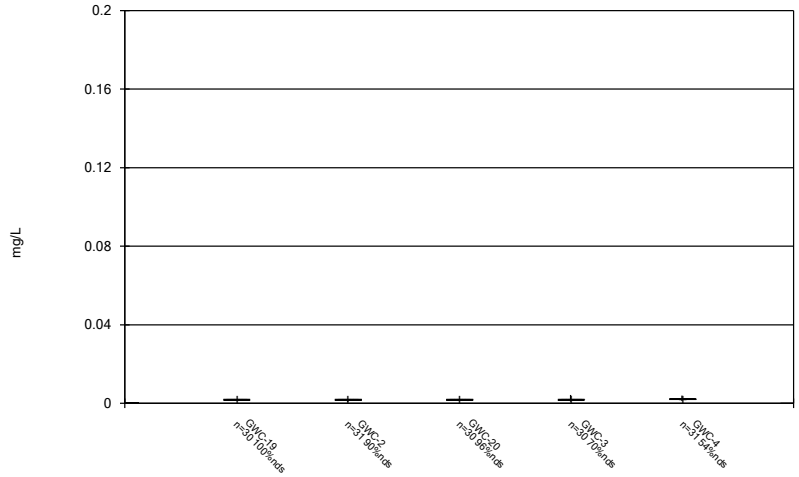

Constituent: Copper Analysis Run 6/24/2024 1:12 PM

Plant Scherer Client: Southern Company Data: Scherer Cell 1-CCR

Sanitas™ v.10.0.19a Software licensed to . UG

Box & Whiskers Plot

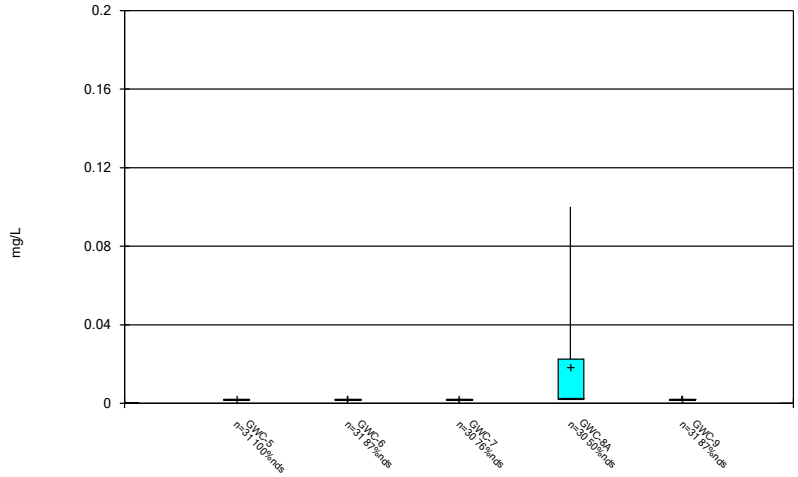

Constituent: Copper Analysis Run 6/24/2024 1:12 PM

Plant Scherer Client: Southern Company Data: Scherer Cell 1-CCR

Sanitas™ v.10.0.19a Software licensed to . UG

Box & Whiskers Plot

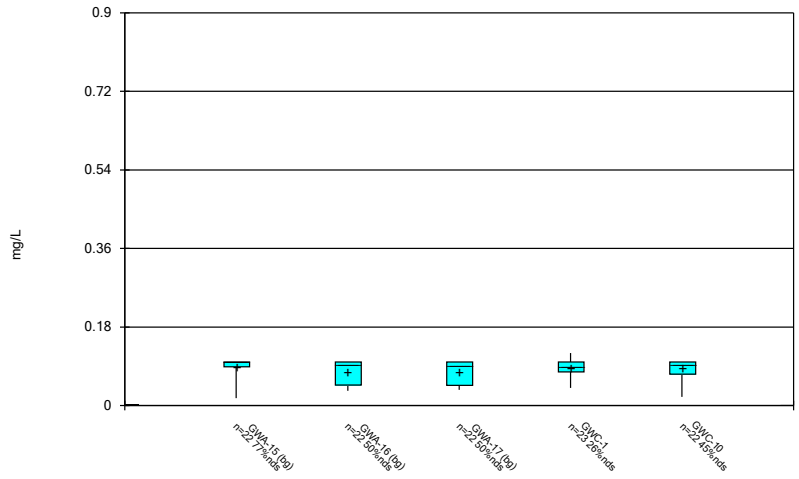

Constituent: Fluoride Analysis Run 6/24/2024 1:12 PM

Plant Scherer Client: Southern Company Data: Scherer Cell 1-CCR

Sanitas™ v.10.0.19a Software licensed to . UG

Box & Whiskers Plot

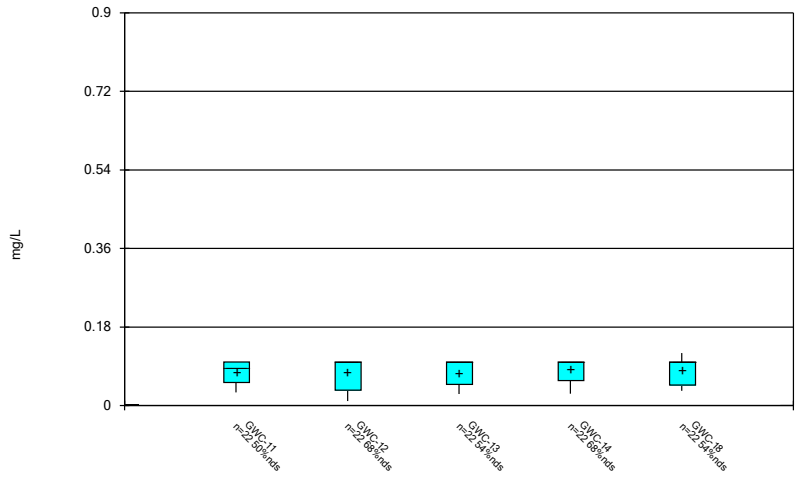

Constituent: Fluoride Analysis Run 6/24/2024 1:12 PM

Plant Scherer Client: Southern Company Data: Scherer Cell 1-CCR

Sanitas™ v.10.0.19a Software licensed to . UG

Box & Whiskers Plot

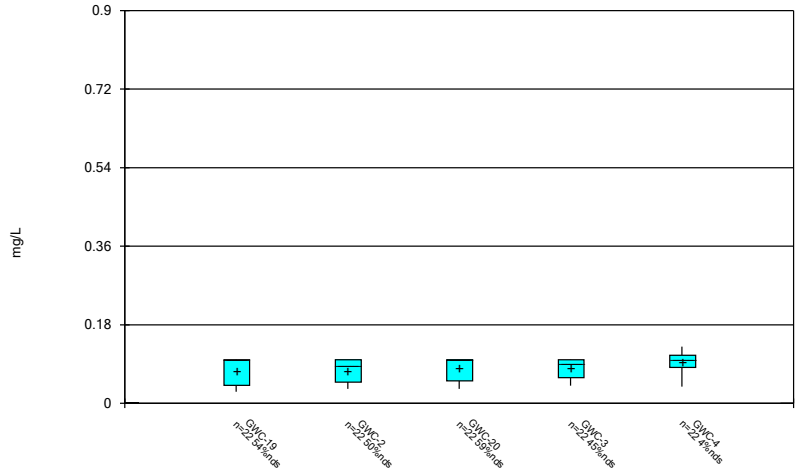

Constituent: Fluoride Analysis Run 6/24/2024 1:12 PM

Plant Scherer Client: Southern Company Data: Scherer Cell 1-CCR

Sanitas™ v.10.0.19a Software licensed to . UG

Box & Whiskers Plot

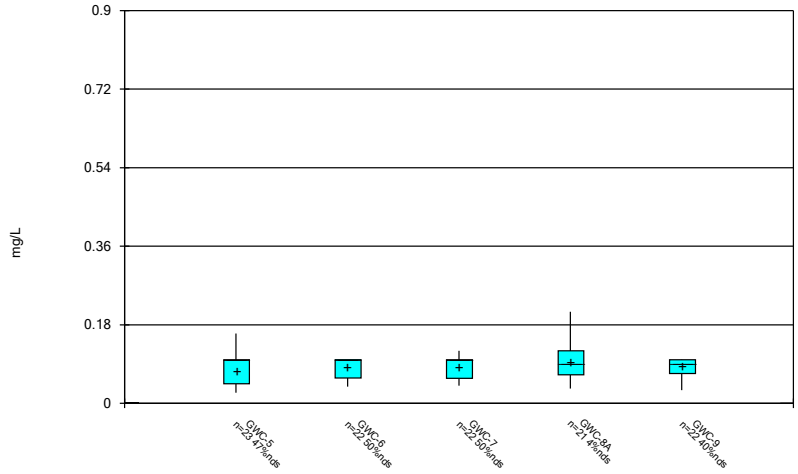

Constituent: Fluoride Analysis Run 6/24/2024 1:12 PM

Plant Scherer Client: Southern Company Data: Scherer Cell 1-CCR

Sanitas™ v.10.0.19a Software licensed to . UG

Box & Whiskers Plot

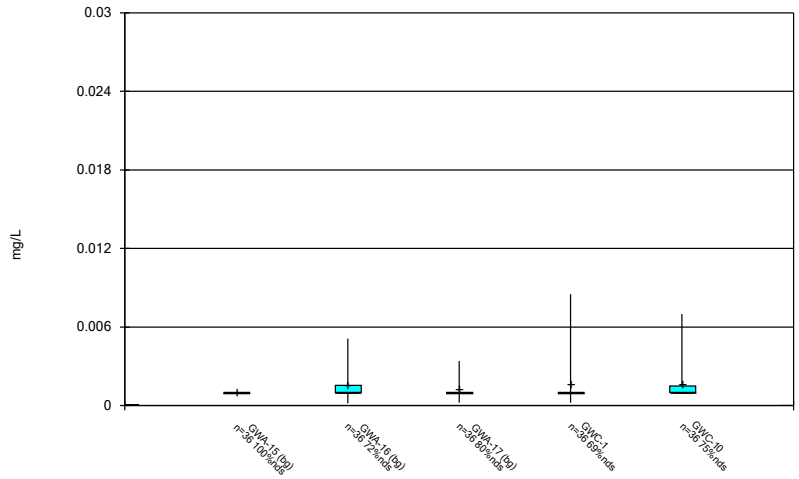

Constituent: Lead, Total Analysis Run 6/24/2024 1:12 PM

Plant Scherer Client: Southern Company Data: Scherer Cell 1-CCR

Sanitas™ v.10.0.19a Software licensed to . UG

Box & Whiskers Plot

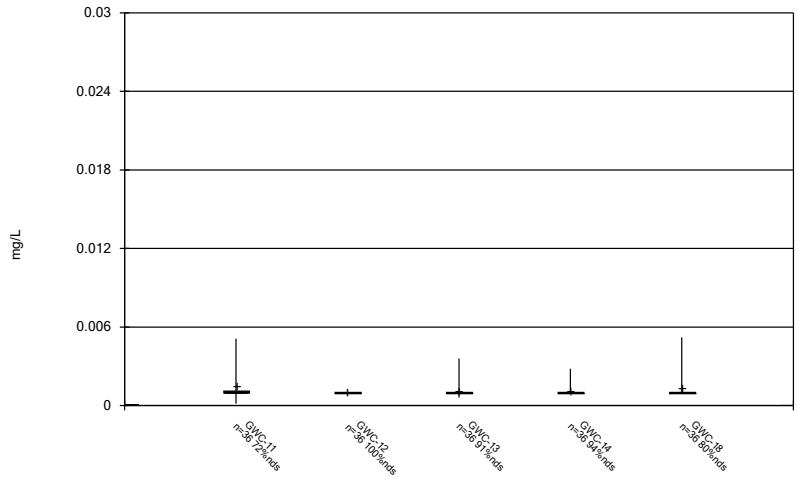

Constituent: Lead, Total Analysis Run 6/24/2024 1:12 PM

Plant Scherer Client: Southern Company Data: Scherer Cell 1-CCR

Sanitas™ v.10.0.19a Software licensed to . UG

Box & Whiskers Plot

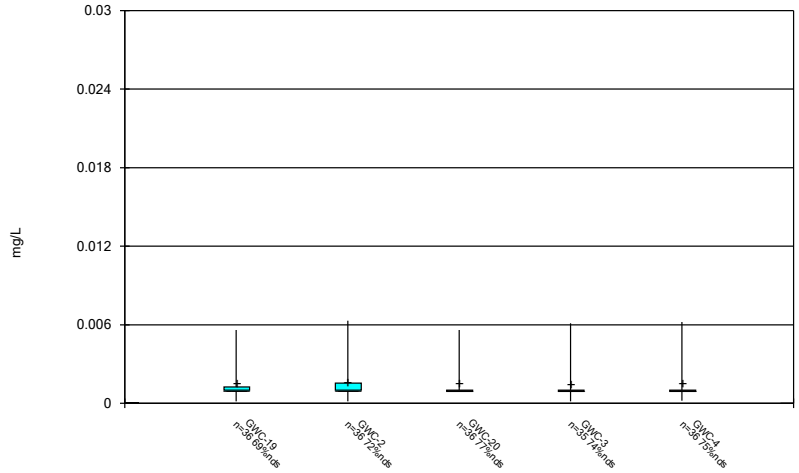

Constituent: Lead, Total Analysis Run 6/24/2024 1:12 PM

Plant Scherer Client: Southern Company Data: Scherer Cell 1-CCR

Sanitas™ v.10.0.19a Software licensed to . UG

Box & Whiskers Plot

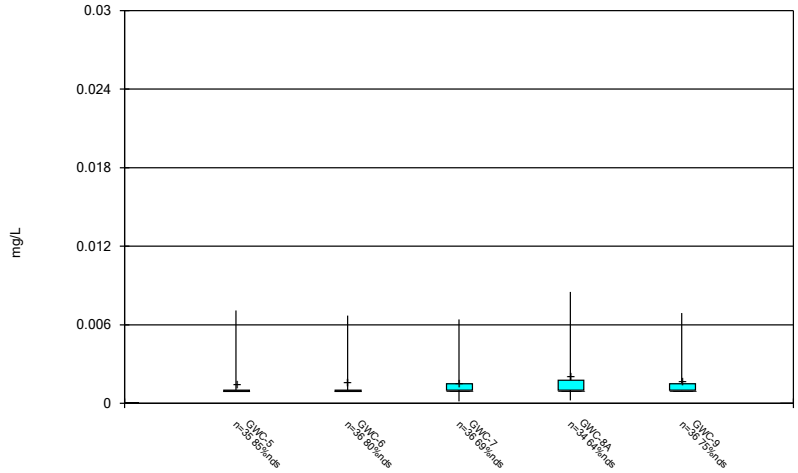

Constituent: Lead, Total Analysis Run 6/24/2024 1:12 PM

Plant Scherer Client: Southern Company Data: Scherer Cell 1-CCR

Sanitas™ v.10.0.19a Software licensed to . UG

Box & Whiskers Plot

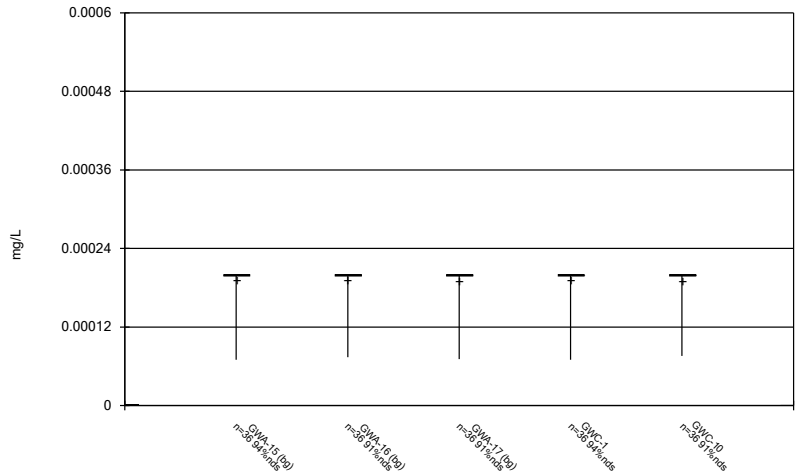

Constituent: Mercury Analysis Run 6/24/2024 1:13 PM

Plant Scherer Client: Southern Company Data: Scherer Cell 1-CCR

Sanitas™ v.10.0.19a Software licensed to . UG

Box & Whiskers Plot

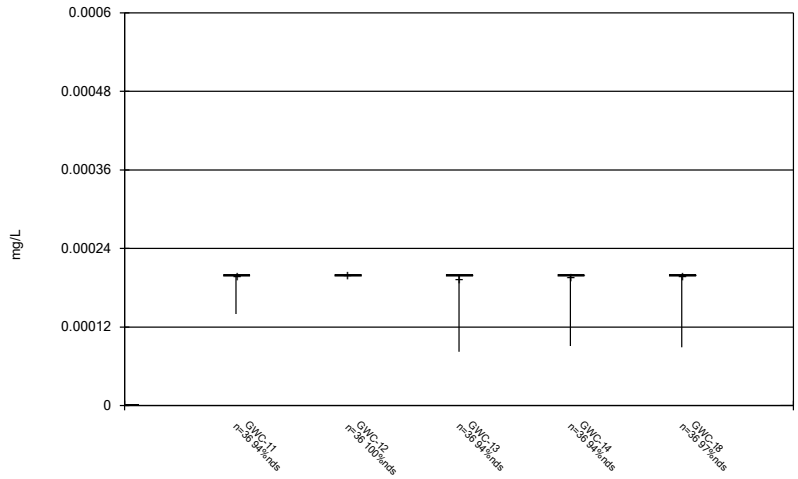

Constituent: Mercury Analysis Run 6/24/2024 1:13 PM

Plant Scherer Client: Southern Company Data: Scherer Cell 1-CCR

Sanitas™ v.10.0.19a Software licensed to . UG

Box & Whiskers Plot

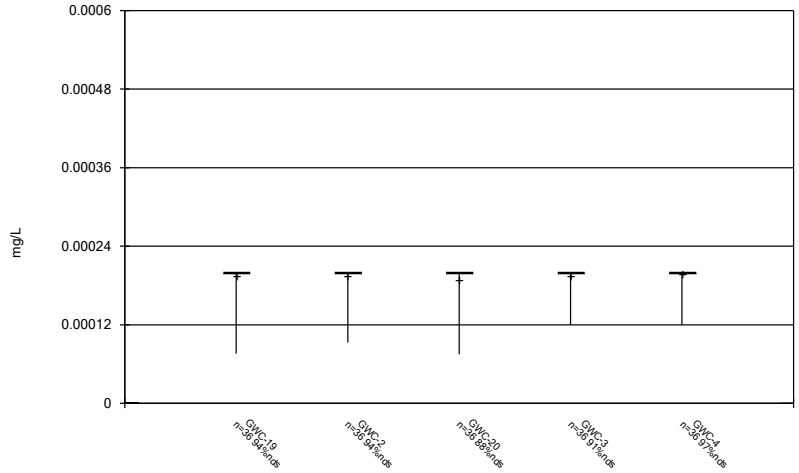

Constituent: Mercury Analysis Run 6/24/2024 1:13 PM

Plant Scherer Client: Southern Company Data: Scherer Cell 1-CCR

Sanitas™ v.10.0.19a Software licensed to . UG

Box & Whiskers Plot

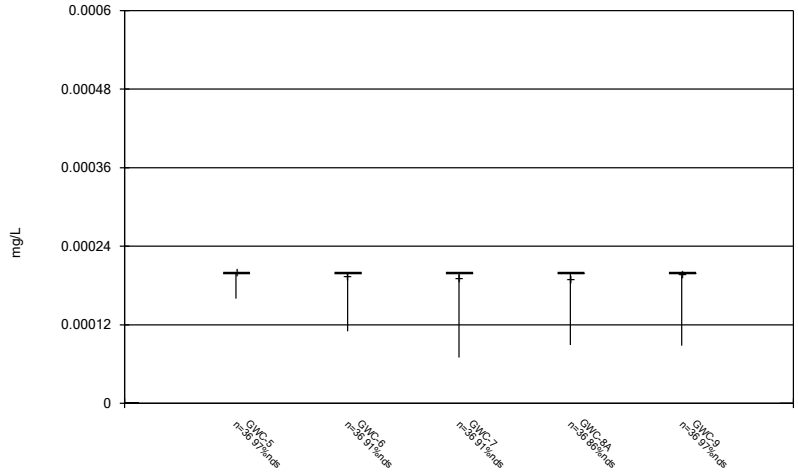

Constituent: Mercury Analysis Run 6/24/2024 1:13 PM

Plant Scherer Client: Southern Company Data: Scherer Cell 1-CCR

Sanitas™ v.10.0.19a Software licensed to . UG

Box & Whiskers Plot

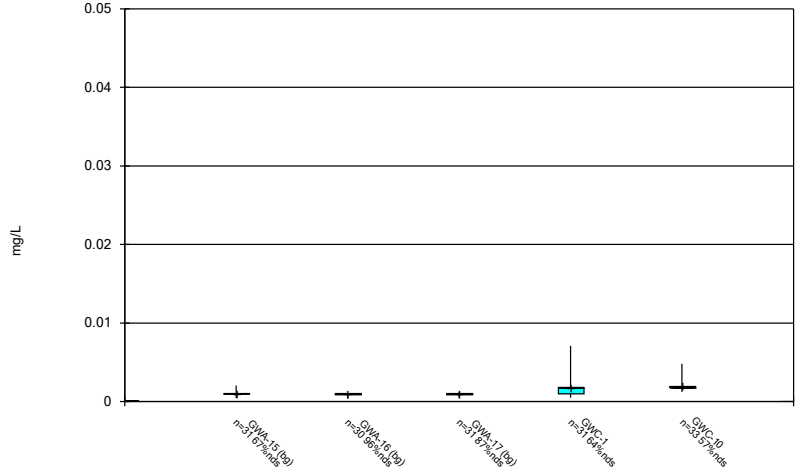

Constituent: Nickel Analysis Run 6/24/2024 1:13 PM

Plant Scherer Client: Southern Company Data: Scherer Cell 1-CCR

Sanitas™ v.10.0.19a Software licensed to . UG

Box & Whiskers Plot

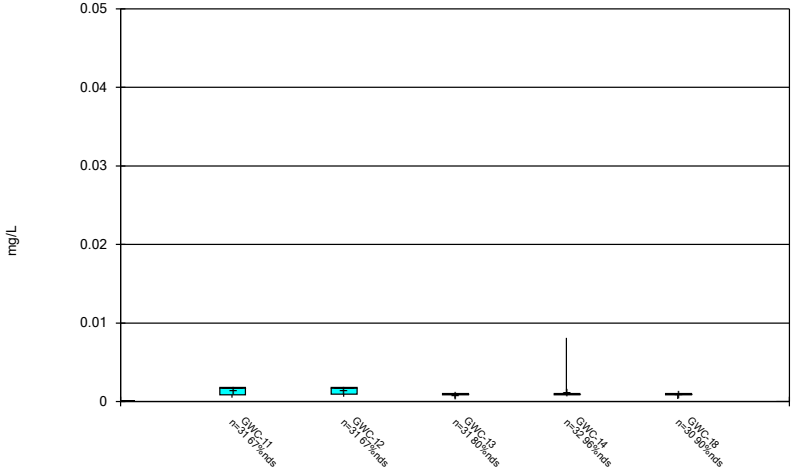

Constituent: Nickel Analysis Run 6/24/2024 1:13 PM

Plant Scherer Client: Southern Company Data: Scherer Cell 1-CCR

Sanitas™ v.10.0.19a Software licensed to . UG

Box & Whiskers Plot

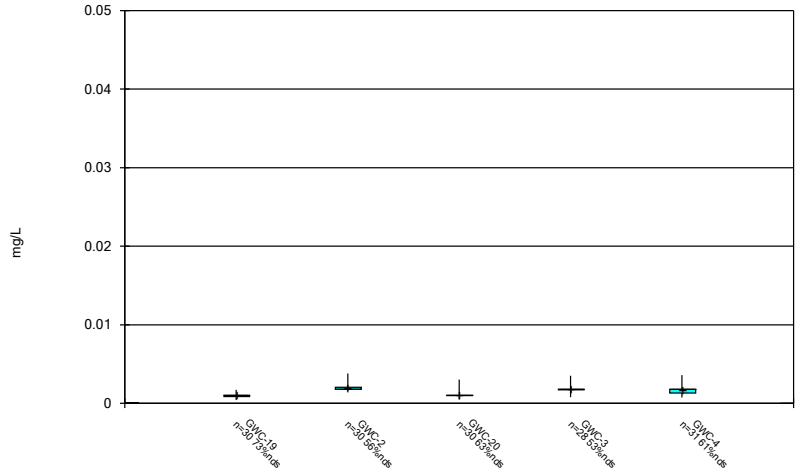

Constituent: Nickel Analysis Run 6/24/2024 1:13 PM

Plant Scherer Client: Southern Company Data: Scherer Cell 1-CCR

Sanitas™ v.10.0.19a Software licensed to . UG

Box & Whiskers Plot

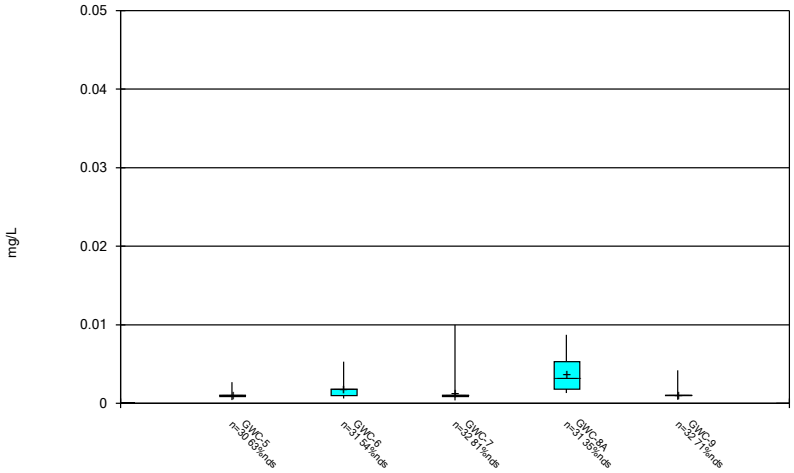

Constituent: Nickel Analysis Run 6/24/2024 1:13 PM

Plant Scherer Client: Southern Company Data: Scherer Cell 1-CCR

Sanitas™ v.10.0.19a Software licensed to . UG

Box & Whiskers Plot

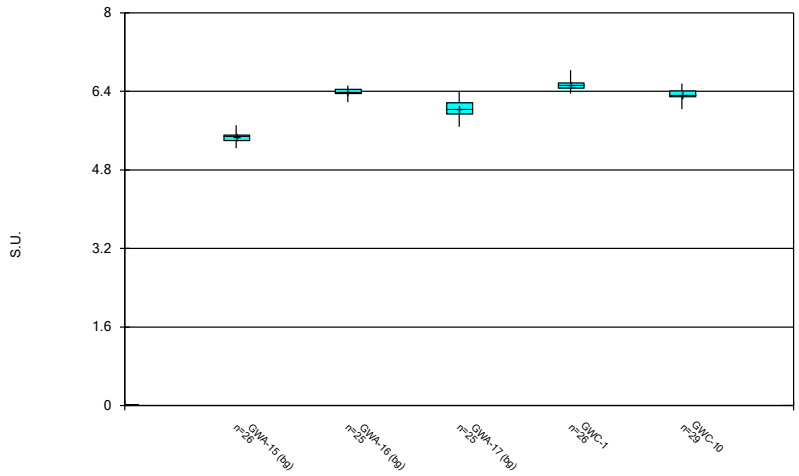

Constituent: pH Analysis Run 6/24/2024 1:13 PM

Plant Scherer Client: Southern Company Data: Scherer Cell 1-CCR

Sanitas™ v.10.0.19a Software licensed to . UG

Box & Whiskers Plot

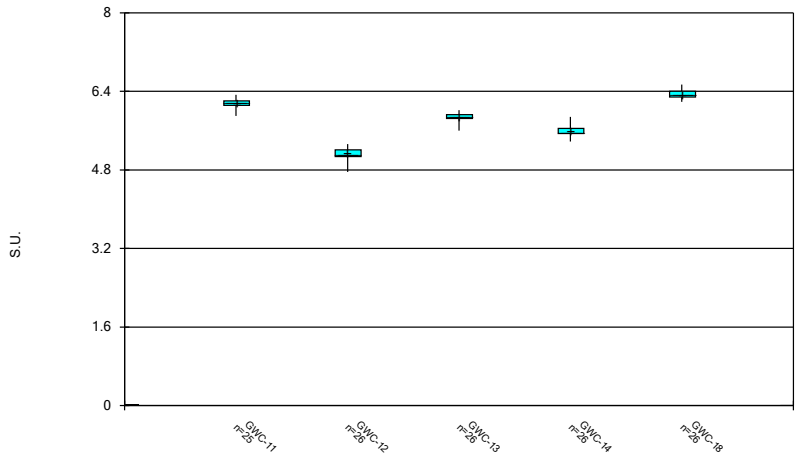

Constituent: pH Analysis Run 6/24/2024 1:13 PM

Plant Scherer Client: Southern Company Data: Scherer Cell 1-CCR

Sanitas™ v.10.0.19a Software licensed to . UG

Box & Whiskers Plot

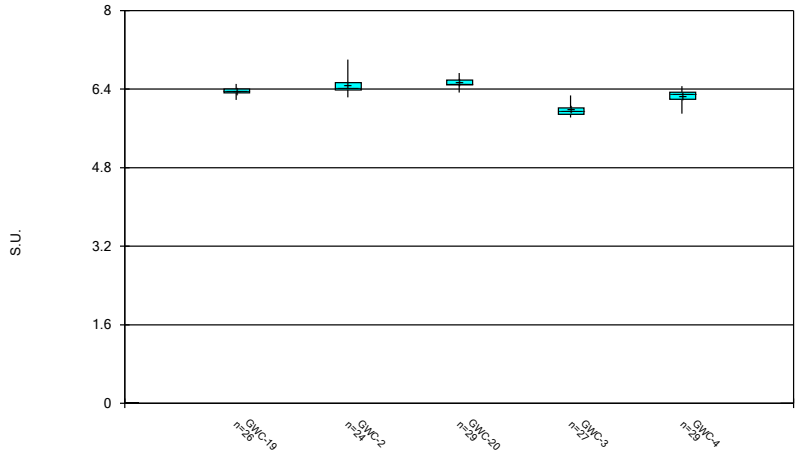

Constituent: pH Analysis Run 6/24/2024 1:13 PM

Plant Scherer Client: Southern Company Data: Scherer Cell 1-CCR

Sanitas™ v.10.0.19a Software licensed to . UG

Box & Whiskers Plot

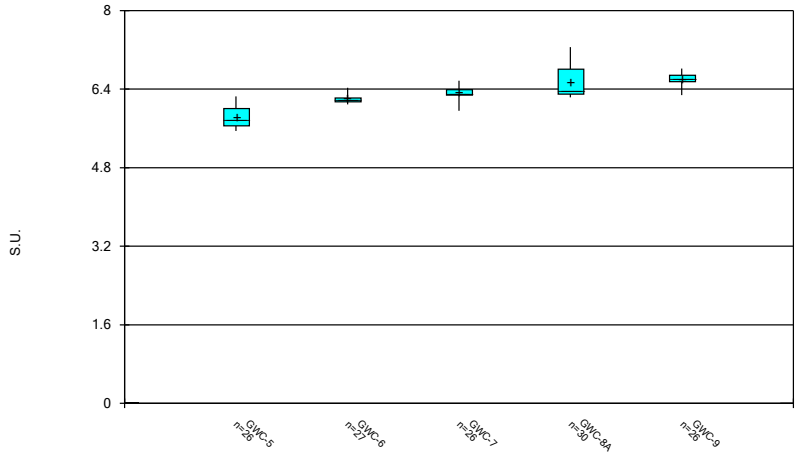

Constituent: pH Analysis Run 6/24/2024 1:13 PM

Plant Scherer Client: Southern Company Data: Scherer Cell 1-CCR

Sanitas™ v.10.0.19a Software licensed to . UG

Box & Whiskers Plot

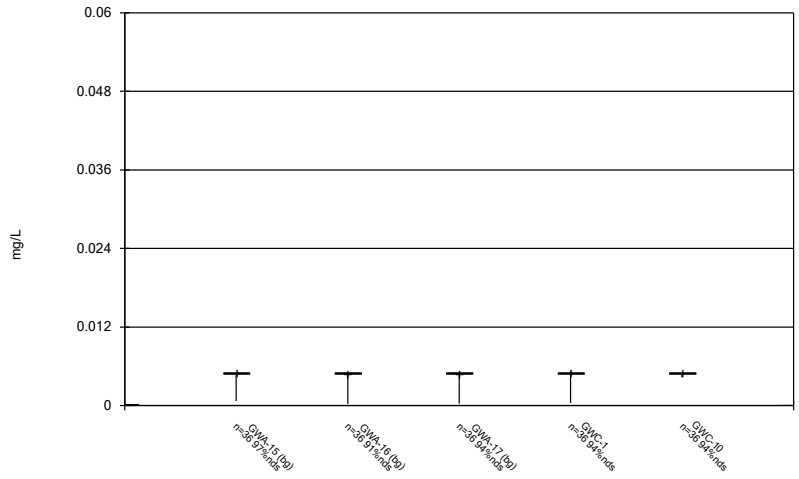

Constituent: Selenium, Total Analysis Run 6/24/2024 1:13 PM

Plant Scherer Client: Southern Company Data: Scherer Cell 1-CCR

Sanitas™ v.10.0.19a Software licensed to . UG

Box & Whiskers Plot

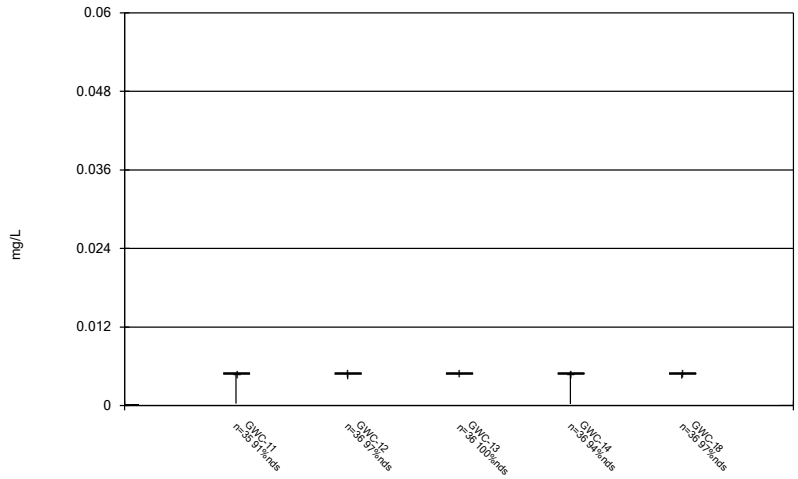

Constituent: Selenium, Total Analysis Run 6/24/2024 1:13 PM

Plant Scherer Client: Southern Company Data: Scherer Cell 1-CCR

Sanitas™ v.10.0.19a Software licensed to . UG

Box & Whiskers Plot

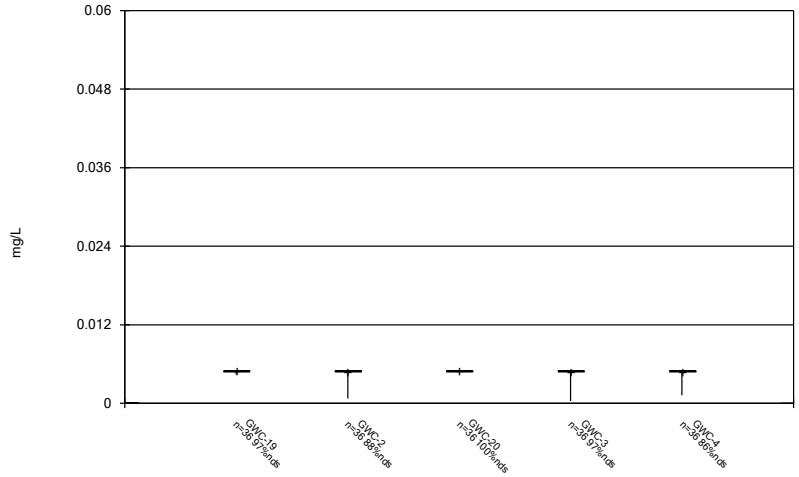

Constituent: Selenium, Total Analysis Run 6/24/2024 1:13 PM

Plant Scherer Client: Southern Company Data: Scherer Cell 1-CCR

Sanitas™ v.10.0.19a Software licensed to . UG

Box & Whiskers Plot

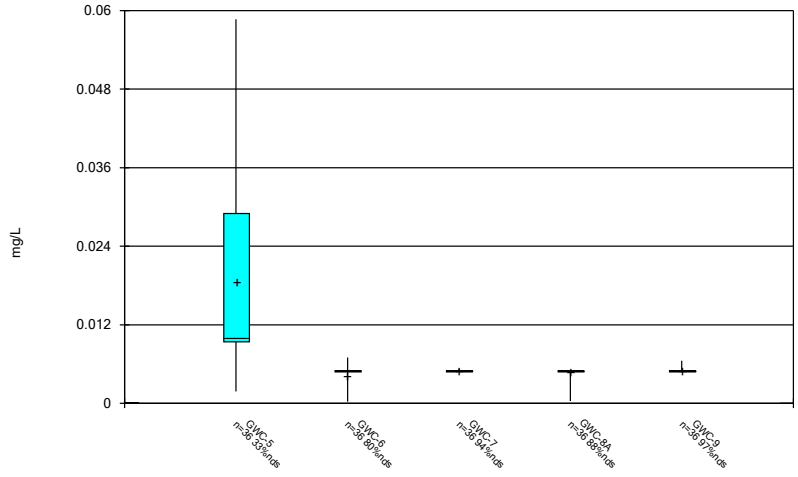

Constituent: Selenium, Total Analysis Run 6/24/2024 1:13 PM

Plant Scherer Client: Southern Company Data: Scherer Cell 1-CCR

Sanitas™ v.10.0.19a Software licensed to . UG

Box & Whiskers Plot

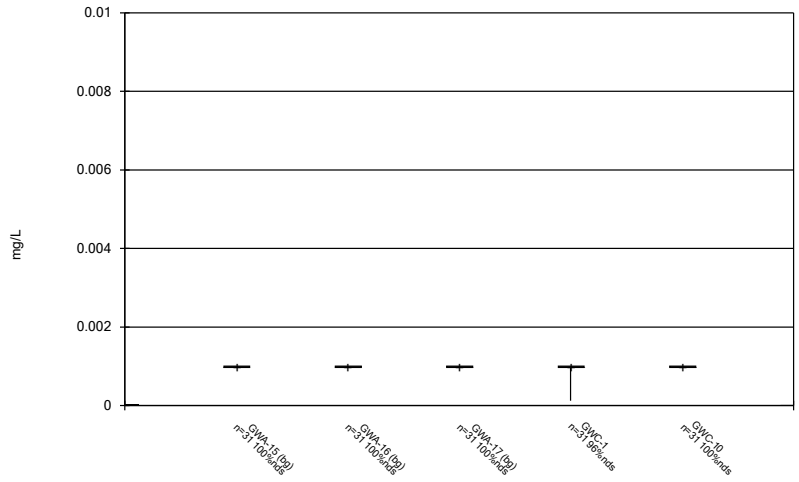

Constituent: Silver Analysis Run 6/24/2024 1:13 PM

Plant Scherer Client: Southern Company Data: Scherer Cell 1-CCR

Sanitas™ v.10.0.19a Software licensed to . UG

Box & Whiskers Plot

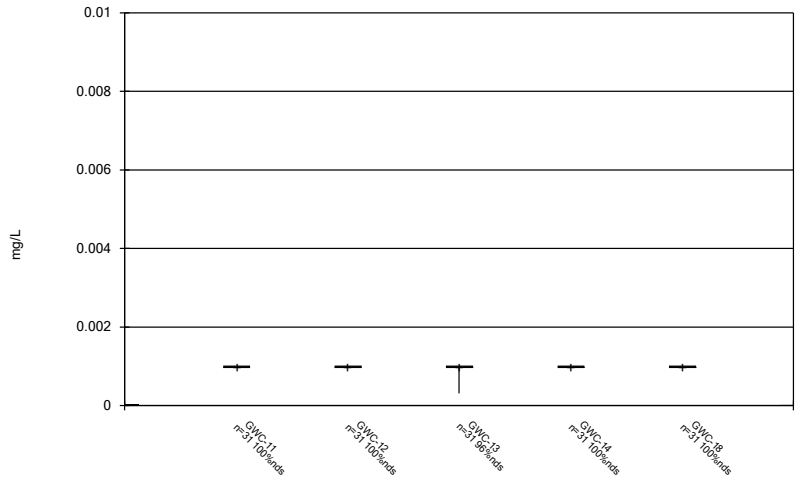

Constituent: Silver Analysis Run 6/24/2024 1:13 PM

Plant Scherer Client: Southern Company Data: Scherer Cell 1-CCR

Sanitas™ v.10.0.19a Software licensed to . UG

Box & Whiskers Plot

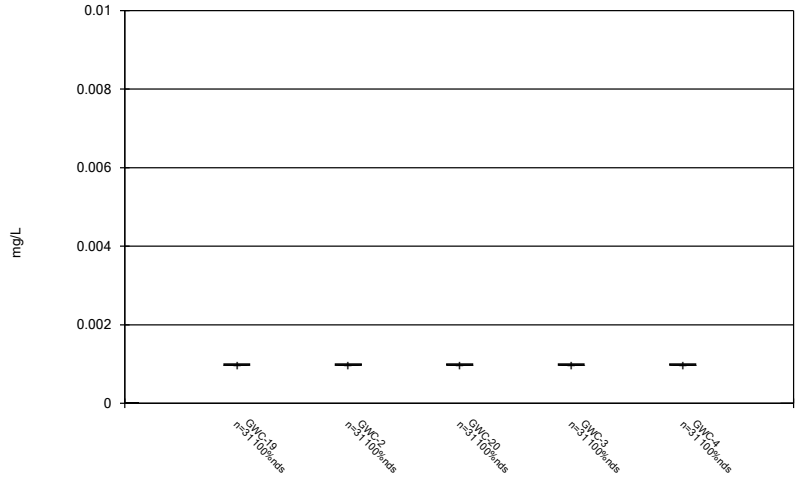

Constituent: Silver Analysis Run 6/24/2024 1:13 PM

Plant Scherer Client: Southern Company Data: Scherer Cell 1-CCR

Sanitas™ v.10.0.19a Software licensed to . UG

Box & Whiskers Plot

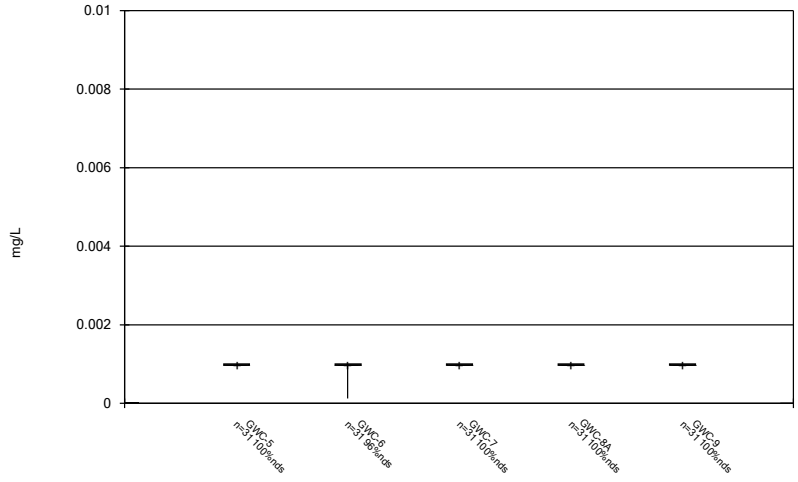

Constituent: Silver Analysis Run 6/24/2024 1:13 PM

Plant Scherer Client: Southern Company Data: Scherer Cell 1-CCR

Sanitas™ v.10.0.19a Software licensed to . UG

Box & Whiskers Plot

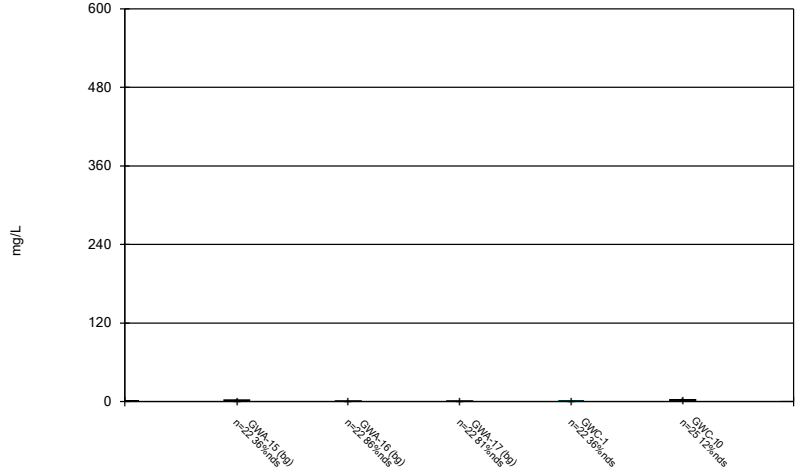

Constituent: Sulfate Analysis Run 6/24/2024 1:13 PM

Plant Scherer Client: Southern Company Data: Scherer Cell 1-CCR

Sanitas™ v.10.0.19a Software licensed to . UG

Box & Whiskers Plot

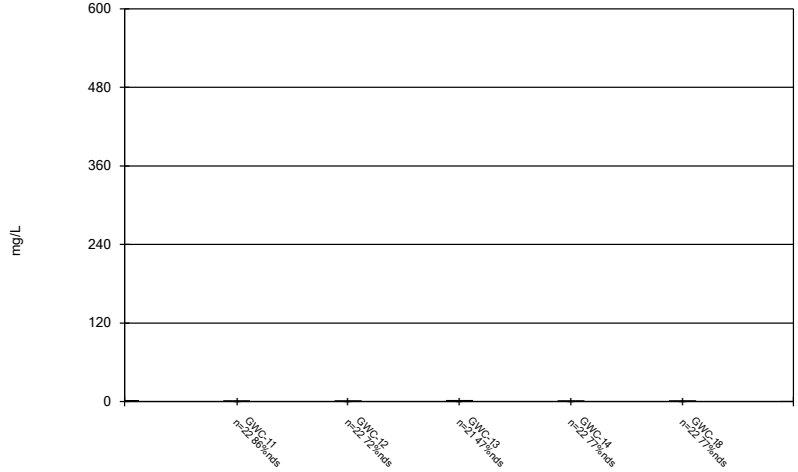

Constituent: Sulfate Analysis Run 6/24/2024 1:13 PM

Plant Scherer Client: Southern Company Data: Scherer Cell 1-CCR

Sanitas™ v.10.0.19a Software licensed to . UG

Box & Whiskers Plot

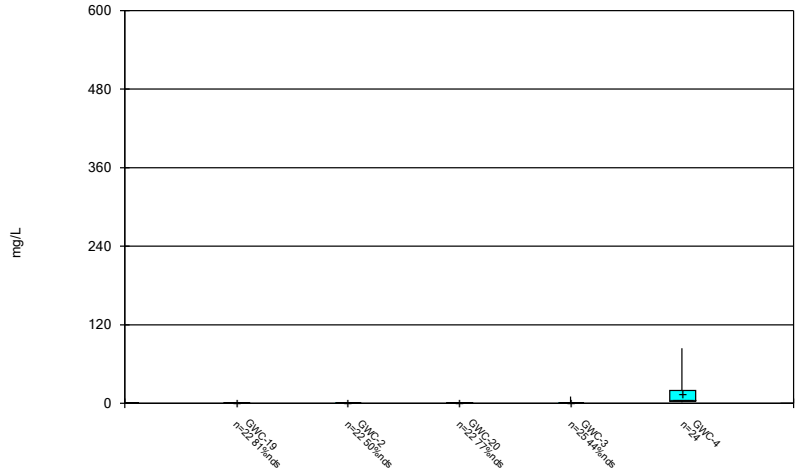

Constituent: Sulfate Analysis Run 6/24/2024 1:13 PM

Plant Scherer Client: Southern Company Data: Scherer Cell 1-CCR

Sanitas™ v.10.0.19a Software licensed to . UG

Box & Whiskers Plot

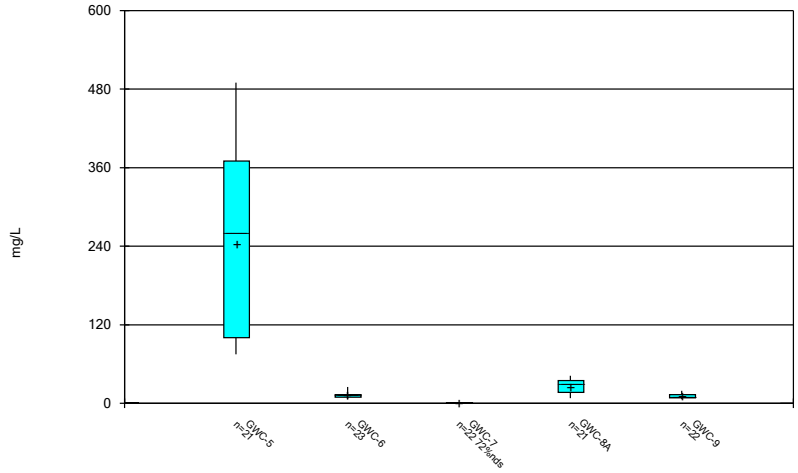

Constituent: Sulfate Analysis Run 6/24/2024 1:13 PM

Plant Scherer Client: Southern Company Data: Scherer Cell 1-CCR

Sanitas™ v.10.0.19a Software licensed to . UG

Box & Whiskers Plot

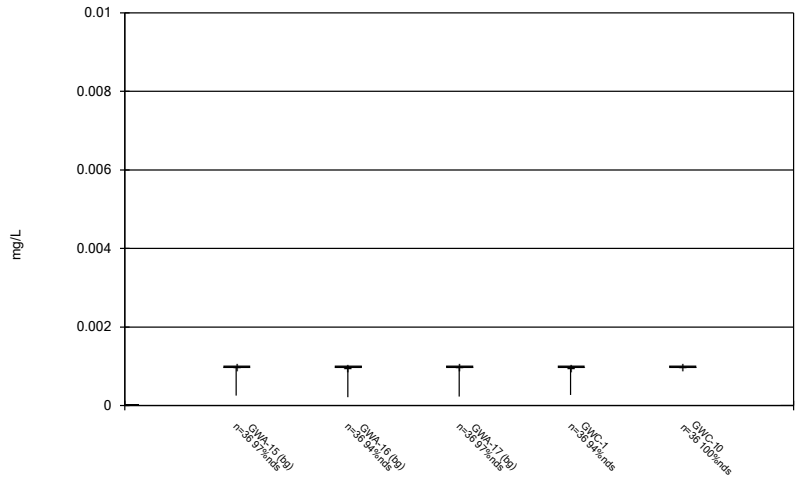

Constituent: Thallium, Total Analysis Run 6/24/2024 1:13 PM

Plant Scherer Client: Southern Company Data: Scherer Cell 1-CCR

Sanitas™ v.10.0.19a Software licensed to . UG

Box & Whiskers Plot

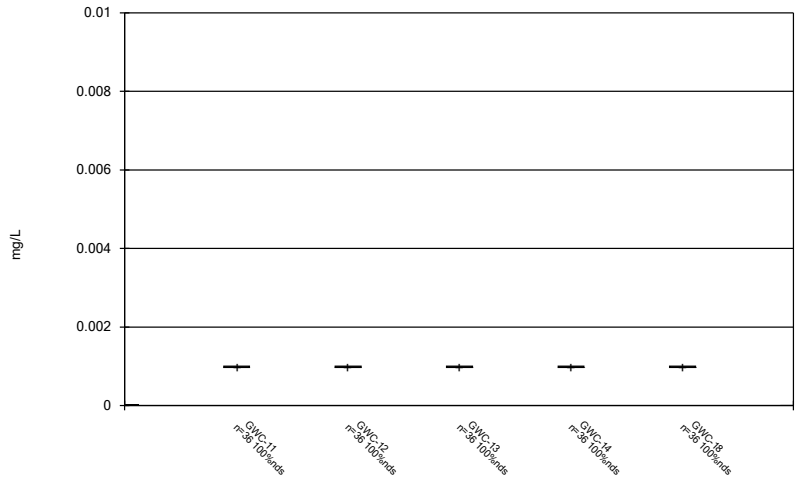

Constituent: Thallium, Total Analysis Run 6/24/2024 1:13 PM

Plant Scherer Client: Southern Company Data: Scherer Cell 1-CCR

Sanitas™ v.10.0.19a Software licensed to . UG

Box & Whiskers Plot

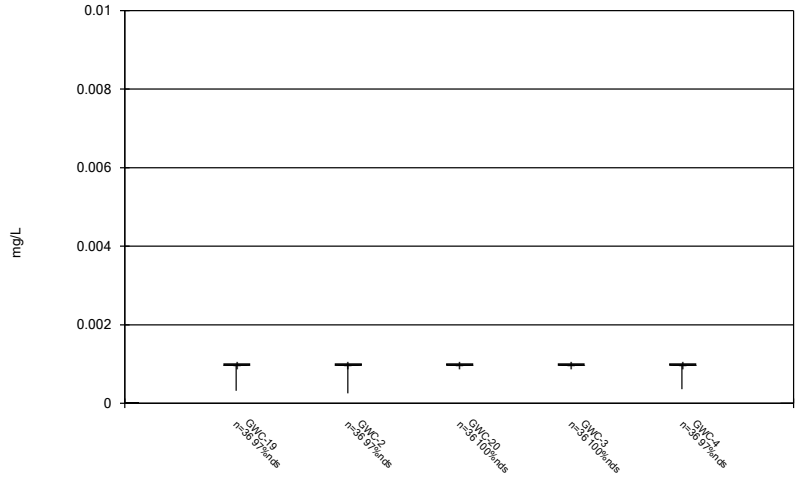

Constituent: Thallium, Total Analysis Run 6/24/2024 1:13 PM

Plant Scherer Client: Southern Company Data: Scherer Cell 1-CCR

Sanitas™ v.10.0.19a Software licensed to . UG

Box & Whiskers Plot

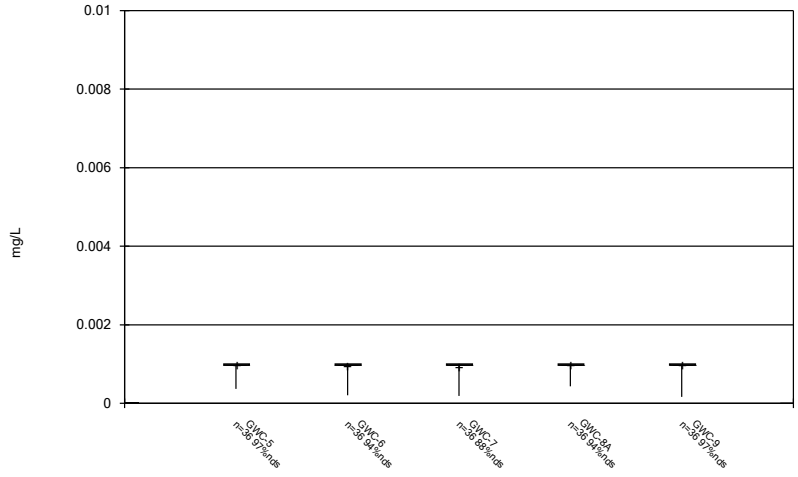

Constituent: Thallium, Total Analysis Run 6/24/2024 1:13 PM

Plant Scherer Client: Southern Company Data: Scherer Cell 1-CCR

Sanitas™ v.10.0.19a Software licensed to . UG

Box & Whiskers Plot

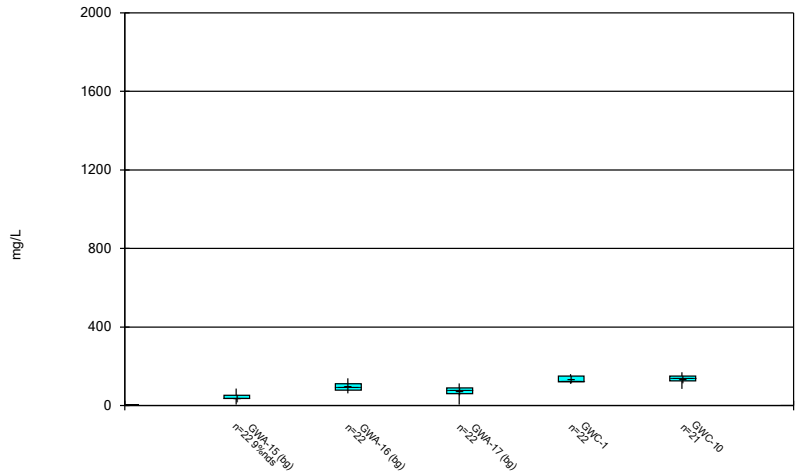

Constituent: Total Dissolved Solids Analysis Run 6/24/2024 1:13 PM

Plant Scherer Client: Southern Company Data: Scherer Cell 1-CCR

Sanitas™ v.10.0.19a Software licensed to . UG

Box & Whiskers Plot

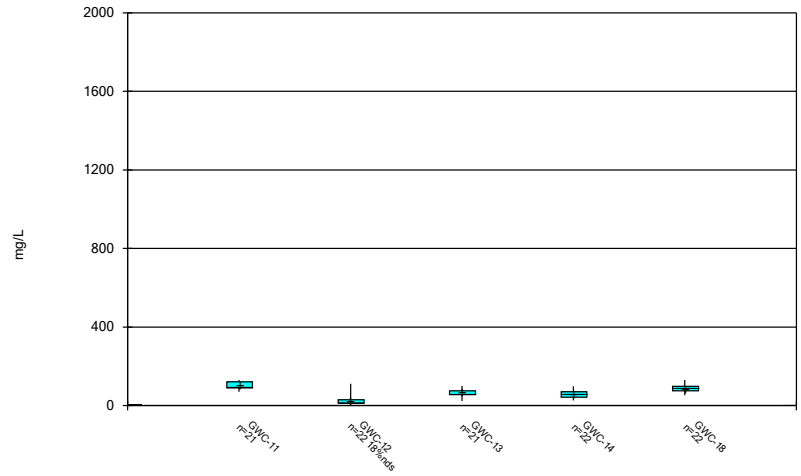

Constituent: Total Dissolved Solids Analysis Run 6/24/2024 1:13 PM

Plant Scherer Client: Southern Company Data: Scherer Cell 1-CCR

Sanitas™ v.10.0.19a Software licensed to . UG

Box & Whiskers Plot

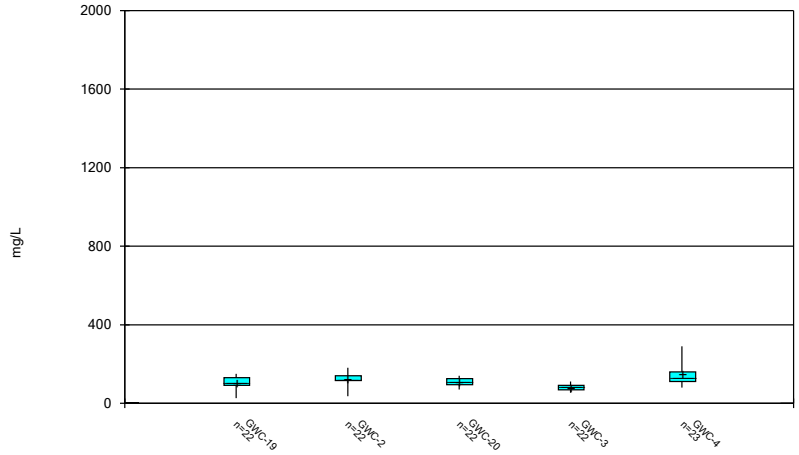

Constituent: Total Dissolved Solids Analysis Run 6/24/2024 1:13 PM

Plant Scherer Client: Southern Company Data: Scherer Cell 1-CCR

Sanitas™ v.10.0.19a Software licensed to . UG

Box & Whiskers Plot

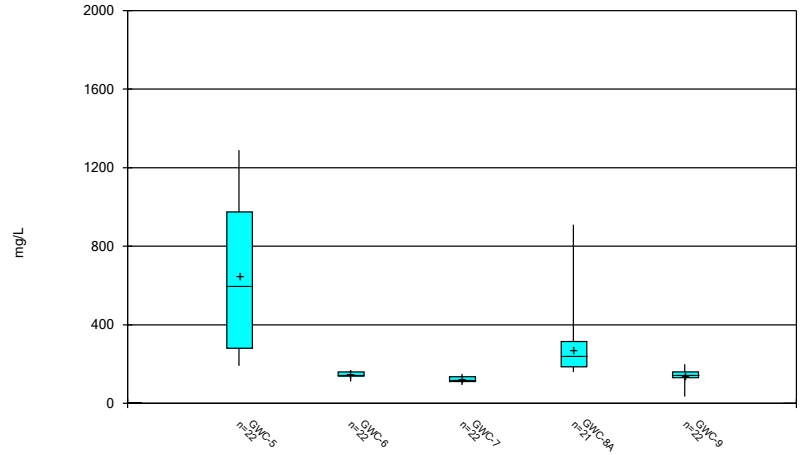

Constituent: Total Dissolved Solids Analysis Run 6/24/2024 1:13 PM

Plant Scherer Client: Southern Company Data: Scherer Cell 1-CCR

Sanitas™ v.10.0.19a Software licensed to . UG

Box & Whiskers Plot

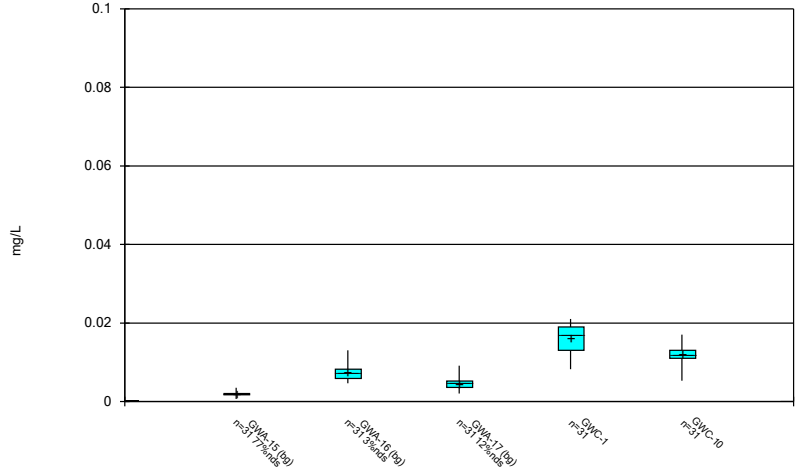

Constituent: Vanadium Analysis Run 6/24/2024 1:13 PM

Plant Scherer Client: Southern Company Data: Scherer Cell 1-CCR

Sanitas™ v.10.0.19a Software licensed to . UG

Box & Whiskers Plot

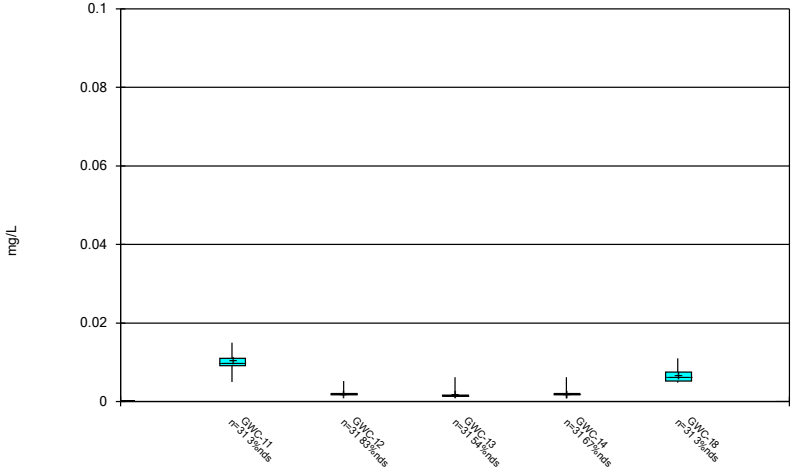

Constituent: Vanadium Analysis Run 6/24/2024 1:13 PM

Plant Scherer Client: Southern Company Data: Scherer Cell 1-CCR

Sanitas™ v.10.0.19a Software licensed to . UG

Box & Whiskers Plot

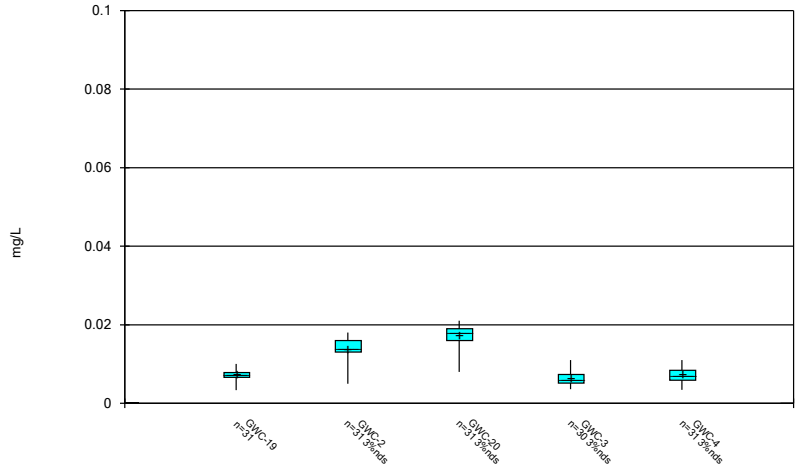

Constituent: Vanadium Analysis Run 6/24/2024 1:13 PM

Plant Scherer Client: Southern Company Data: Scherer Cell 1-CCR

Sanitas™ v.10.0.19a Software licensed to . UG

Box & Whiskers Plot

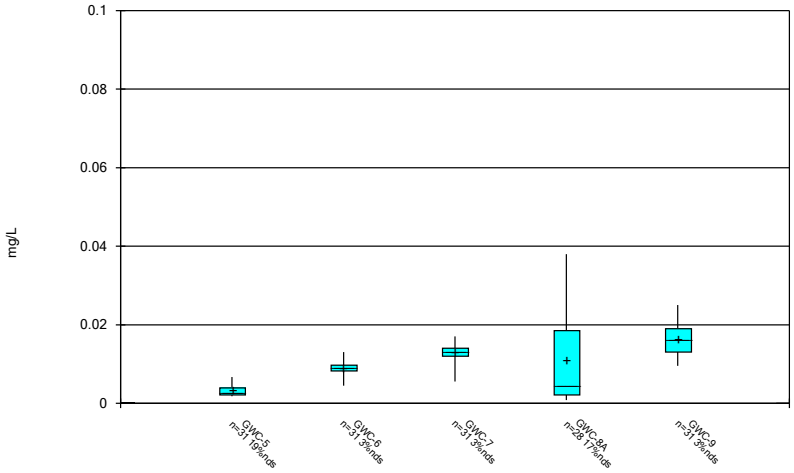

Constituent: Vanadium Analysis Run 6/24/2024 1:13 PM

Plant Scherer Client: Southern Company Data: Scherer Cell 1-CCR

Sanitas™ v.10.0.19a Software licensed to . UG

Box & Whiskers Plot

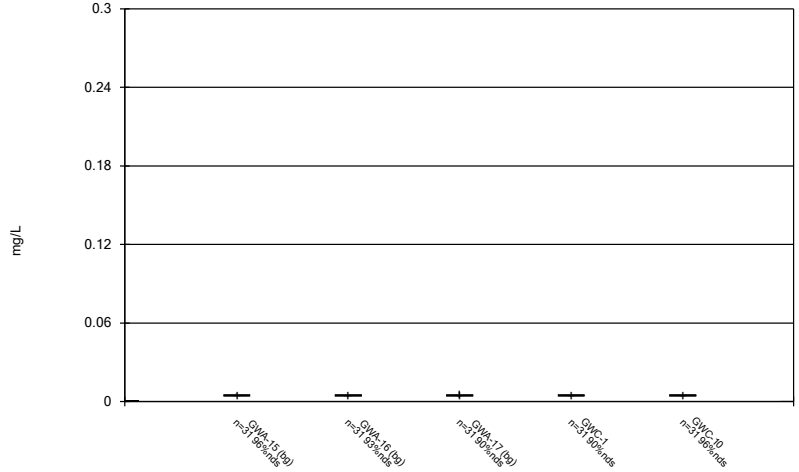

Constituent: Zinc Analysis Run 6/24/2024 1:13 PM

Plant Scherer Client: Southern Company Data: Scherer Cell 1-CCR

Sanitas™ v.10.0.19a Software licensed to . UG

Box & Whiskers Plot

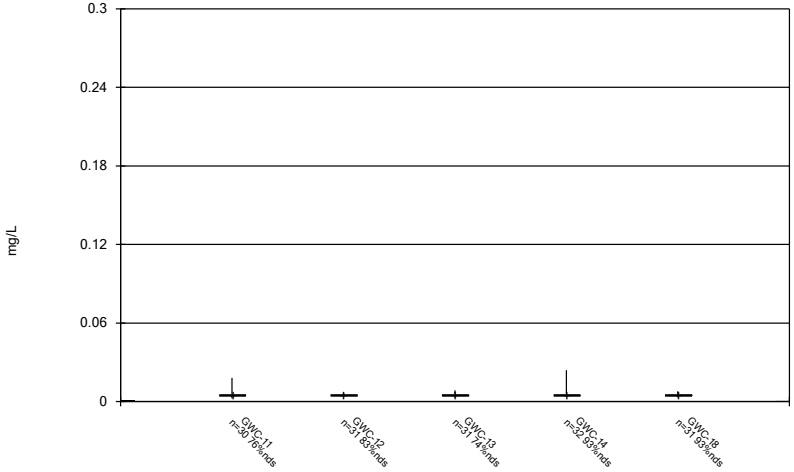

Constituent: Zinc Analysis Run 6/24/2024 1:13 PM

Plant Scherer Client: Southern Company Data: Scherer Cell 1-CCR

Sanitas™ v.10.0.19a Software licensed to . UG

Box & Whiskers Plot

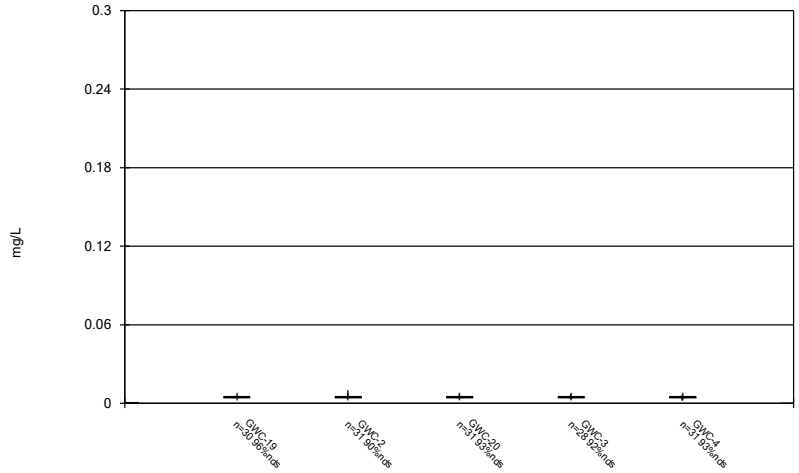

Constituent: Zinc Analysis Run 6/24/2024 1:13 PM

Plant Scherer Client: Southern Company Data: Scherer Cell 1-CCR

Sanitas™ v.10.0.19a Software licensed to . UG

Box & Whiskers Plot

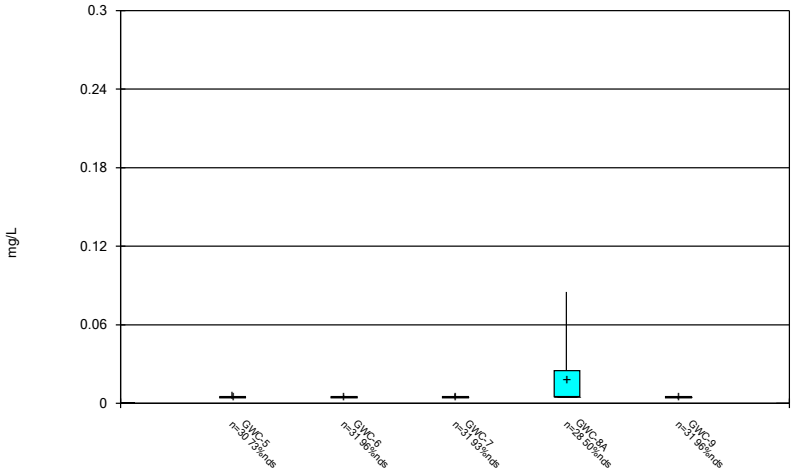

Constituent: Zinc Analysis Run 6/24/2024 1:13 PM

Plant Scherer Client: Southern Company Data: Scherer Cell 1-CCR

FIGURE C.

Outlier Summary

Plant Scherer Data: Scherer Cell 1-CCR Printed 3/29/2024, 11:19 AM

	GWC-14 Barium, Total (mg/L)	GWC-3 Barium, Total (mg/L)	GWC-5 Chloride (mg/L)	GWC-13 Chromium, Total (mg/L)	GWC-3 Chromium, Total (mg/L)	GWC-8A Chromium, Total (mg/L)	GWA-15 Cobalt, Total (mg/L)	GWA-16 Cobalt, Total (mg/L)	GWC-18 Cobalt, Total (mg/L)	GWC-3 Cobalt, Total (mg/L)	GWC-8A Cobalt, Total (mg/L)
5/11/2010											
6/18/2010											
7/28/2010		0.071 (O)			0.028 (O)					0.0034 (O)	
9/7/2010											
4/28/2011											
4/29/2011								0.003 (O)		0.0037 (O)	
4/30/2011											0.0063 (O)
10/28/2011	0.0064 (O)										
5/3/2012	0.0054 (O)										
5/10/2013						0.038 (O)					0.0068 (O)
11/13/2014											
5/22/2015									0.0032 (O)		
5/23/2015											
5/24/2015											
4/6/2016							0.00261 (O)				
4/19/2016			124 (o)								
6/21/2016											
10/5/2016											
10/10/2016											
3/20/2018											
3/22/2018				0.028 (O)							<0.0004 (o)
10/2/2018											
3/18/2020											
4/1/2021											

Outlier Summary

Plant Scherer Data: Scherer Cell 1-CCR Printed 3/29/2024, 11:19 AM

	GWC-3 Copper (mg/L)	GWC-7 Copper (mg/L)	GWC-8A Copper (mg/L)	GWC-3 Lead, Total (mg/L)	GWC-5 Lead, Total (mg/L)	GWC-8A Lead, Total (mg/L)	GWA-16 Nickel (mg/L)	GWC-1 Nickel (mg/L)	GWC-18 Nickel (mg/L)	GWC-19 Nickel (mg/L)	GWC-2 Nickel (mg/L)
5/11/2010				0.011 (o)							0.0033 (O)
6/18/2010		0.008 (O)									
7/28/2010	0.012 (O)										
9/7/2010											
4/28/2011								0.0086 (O)			
4/29/2011											
4/30/2011						0.011 (O)					
10/28/2011											
5/3/2012											
5/10/2013			0.18 (o)			0.023 (O)					
11/13/2014											
5/22/2015									0.0045 (O)		
5/23/2015										0.01 (O)	
5/24/2015					0.0093 (O)						
4/6/2016											
4/19/2016											
6/21/2016											
10/5/2016											
10/10/2016											
3/20/2018							0.04 (O)				
3/22/2018											
10/2/2018											
3/18/2020											
4/1/2021											

Outlier Summary

Plant Scherer Data: Scherer Cell 1-CCR Printed 3/29/2024, 11:19 AM

	GWC-20 Nickel (mg/L)	GWC-3 Nickel (mg/L)	GWC-5 Nickel (mg/L)	GWC-8A Nickel (mg/L)	GWC-19 pH (S.U.)	GWC-2 pH (S.U.)	GWC-3 pH (S.U.)	GWC-13 Sulfate (mg/L)	GWC-5 Sulfate (mg/L)	GWC-10 Total Dissolved Solids (mg/L)	GWC-11 Total Dissolved Solids (mg/L)
5/11/2010											
6/18/2010											
7/28/2010		0.019 (O)									
9/7/2010		0.0093 (O)									
4/28/2011											
4/29/2011											
4/30/2011				0.008 (O)							
10/28/2011											
5/3/2012											
5/10/2013		0.0081 (O)		0.0093 (O)							
11/13/2014											
5/22/2015											
5/23/2015											
5/24/2015	0.0063 (O)		0.006 (O)								
4/6/2016											
4/19/2016									575 (o)		
6/21/2016										214 (O)	293 (o)
10/5/2016					5.78 (O)		5.1 (O)				
10/10/2016											
3/20/2018											
3/22/2018											
10/2/2018											
3/18/2020								25 (o)			
4/1/2021						7.32 (o)					

Outlier Summary

Plant Scherer Data: Scherer Cell 1-CCR Printed 3/29/2024, 11:19 AM

	GWC-13 Total Dissolved Solids (mg/L)	GWC-8A Total Dissolved Solids (mg/L)	GWC-3 Vanadium (mg/L)	GWC-8A Vanadium (mg/L)	GWC-11 Zinc (mg/L)	GWC-19 Zinc (mg/L)	GWC-3 Zinc (mg/L)	GWC-5 Zinc (mg/L)	GWC-8A Zinc (mg/L)
5/11/2010							0.018 (O)		
6/18/2010									
7/28/2010			0.019 (O)				0.016 (O)		
9/7/2010									
4/28/2011									
4/29/2011									
4/30/2011				0.053 (O)					0.13 (O)
10/28/2011									
5/3/2012									
5/10/2013				0.09 (O)					0.23 (O)
11/13/2014				0.065 (O)					0.13 (O)
5/22/2015									
5/23/2015									
5/24/2015									
4/6/2016									
4/19/2016								0.0133 (O)	
6/21/2016	195 (O)								
10/5/2016						0.0085 (O)	0.01 (O)		
10/10/2016		110 (O)							
3/20/2018									
3/22/2018									
10/2/2018					0.022 (O)				
3/18/2020									
4/1/2021									

FIGURE D.

Appendix I Intrawell Prediction Limits - Significant Results

Plant Scherer Data: Scherer Cell 1-CCR Printed 3/29/2024, 11:44 AM

Constituent	Well	Upper Lim.	Lower Lim.	Date	Observ.	Sig.	Bg N	Bg Mean	Std. Dev.	%NDs	ND Adj.	Transform	Alpha	Method
Barium, Total (mg/L)	**GWC-10**	**0.03499**	**n/a**	**3/1/2024**	**0.036**	**Yes**	**25**	**0.02434**	**0.004121**	**8**	**None**	**No**	**0.0001937**	**Param Intra 1 of 2**
Barium, Total (mg/L)	**GWC-14**	**0.01173**	**n/a**	**3/1/2024**	**0.012**	**Yes**	**31**	**8.9e-7**	**2.9e-7**	**3.226**	**None**	**x^3**	**0.0001937**	**Param Intra 1 of 2**
Barium, Total (mg/L)	**GWC-19**	**0.01999**	**n/a**	**2/29/2024**	**0.033**	**Yes**	**25**	**9.0e-8**	**2.7e-8**	**4**	**None**	**x^4**	**0.0001937**	**Param Intra 1 of 2**
Barium, Total (mg/L)	**GWC-20**	**0.03594**	**n/a**	**3/1/2024**	**0.036**	**Yes**	**33**	**0.00002786**	**0.0000074793**	**.03**	**None**	**x^3**	**0.0001937**	**Param Intra 1 of 2**
Barium, Total (mg/L)	**GWC-4**	**0.05318**	**n/a**	**2/29/2024**	**0.1**	**Yes**	**29**	**0.0383**	**0.005897**	**0**	**None**	**No**	**0.0001937**	**Param Intra 1 of 2**
Nickel (mg/L)	**GWC-10**	**0.003**	**n/a**	**3/1/2024**	**0.0048**	**Yes**	**29**	**n/a**	**n/a**	**65.52**	**n/a**	**n/a**	**0.002172**	**NP Intra (NDs) 1 of 2**
Nickel (mg/L)	**GWC-14**	**0.001**	**n/a**	**3/1/2024**	**0.0081**	**Yes**	**28**	**n/a**	**n/a**	**100**	**n/a**	**n/a**	**0.002337**	**NP Intra (NDs) 1 of 2**
Zinc (mg/L)	**GWC-14**	**0.005**	**n/a**	**3/1/2024**	**0.024**	**Yes**	**28**	**n/a**	**n/a**	**96.43**	**n/a**	**n/a**	**0.002337**	**NP Intra (NDs) 1 of 2**

Appendix I Intrawell Prediction Limits - All Results

Plant Scherer Data: Scherer Cell 1-CCR Printed 3/29/2024, 11:44 AM

Constituent	Well	Upper Lim.	Lower Lim.	Date	Observ.	Sig.	Bg N	Bg Mean	Std. Dev.	%NDs	ND Adj.	Transform	Alpha	Method
Antimony, Total (mg/L)	GWA-16	0.002	n/a	2/28/2024	0.002ND	No	33	n/a	n/a	96.97	n/a	n/a	0.001701	NP Intra (NDs) 1 of 2
Antimony, Total (mg/L)	GWC-12	0.002	n/a	2/29/2024	0.002ND	No	33	n/a	n/a	96.97	n/a	n/a	0.001701	NP Intra (NDs) 1 of 2
Antimony, Total (mg/L)	GWC-18	0.002	n/a	2/29/2024	0.002ND	No	33	n/a	n/a	93.94	n/a	n/a	0.001701	NP Intra (NDs) 1 of 2
Antimony, Total (mg/L)	GWC-19	0.002	n/a	2/29/2024	0.002ND	No	33	n/a	n/a	96.97	n/a	n/a	0.001701	NP Intra (NDs) 1 of 2
Antimony, Total (mg/L)	GWC-2	0.002	n/a	3/1/2024	0.002ND	No	33	n/a	n/a	93.94	n/a	n/a	0.001701	NP Intra (NDs) 1 of 2
Antimony, Total (mg/L)	GWC-3	0.002	n/a	3/4/2024	0.0013J	No	33	n/a	n/a	96.97	n/a	n/a	0.001701	NP Intra (NDs) 1 of 2
Antimony, Total (mg/L)	GWC-4	0.002	n/a	2/29/2024	0.002ND	No	33	n/a	n/a	96.97	n/a	n/a	0.001701	NP Intra (NDs) 1 of 2
Antimony, Total (mg/L)	GWC-7	0.002	n/a	2/29/2024	0.002ND	No	33	n/a	n/a	96.97	n/a	n/a	0.001701	NP Intra (NDs) 1 of 2
Barium, Total (mg/L)	GWA-15	0.012	n/a	3/4/2024	0.01	No	33	n/a	n/a	3.03	n/a	n/a	0.001701	NP Intra (normality) 1 of 2
Barium, Total (mg/L)	GWA-16	0.039	n/a	2/28/2024	0.03	No	33	n/a	n/a	0	n/a	n/a	0.001701	NP Intra (normality) 1 of 2
Barium, Total (mg/L)	GWA-17	0.05001	n/a	2/28/2024	0.032	No	33	0.03273	0.006966	3.03	None	No	0.0001937	Param Intra 1 of 2
Barium, Total (mg/L)	GWC-1	0.05708	n/a	3/1/2024	0.048	No	33	0.04671	0.004181	0	None	No	0.0001937	Param Intra 1 of 2
Barium, Total (mg/L)	**GWC-10**	**0.03499**	**n/a**	**3/1/2024**	**0.036**	**Yes**	**25**	**0.02434**	**0.004121**	**8**	**None**	**No**	**0.0001937**	**Param Intra 1 of 2**
Barium, Total (mg/L)	GWC-11	0.02016	n/a	2/29/2024	0.02	No	33	0.000004442	0.00000151	6.061	None	x^3	0.0001937	Param Intra 1 of 2
Barium, Total (mg/L)	GWC-12	0.02051	n/a	2/29/2024	0.019	No	33	0.0002503	0.00006867	6.061	None	x^2	0.0001937	Param Intra 1 of 2
Barium, Total (mg/L)	GWC-13	0.04187	n/a	3/1/2024	0.039	No	25	0.3096	0.01457	0	None	x^(1/3)	0.0001937	Param Intra 1 of 2
Barium, Total (mg/L)	**GWC-14**	**0.01173**	**n/a**	**3/1/2024**	**0.012**	**Yes**	**31**	**8.9e-7**	**2.9e-7**	**3.226**	**None**	**x^3**	**0.0001937**	**Param Intra 1 of 2**
Barium, Total (mg/L)	GWC-18	0.04153	n/a	2/29/2024	0.037	No	33	0.00004329	0.00001142	3.03	None	x^3	0.0001937	Param Intra 1 of 2
Barium, Total (mg/L)	**GWC-19**	**0.01999**	**n/a**	**2/29/2024**	**0.033**	**Yes**	**25**	**9.0e-8**	**2.7e-8**	**4**	**None**	**x^4**	**0.0001937**	**Param Intra 1 of 2**
Barium, Total (mg/L)	GWC-2	0.05378	n/a	3/1/2024	0.046	No	33	0.002076	0.000329	0	None	x^2	0.0001937	Param Intra 1 of 2
Barium, Total (mg/L)	**GWC-20**	**0.03594**	**n/a**	**3/1/2024**	**0.036**	**Yes**	**33**	**0.00002786**	**0.000007479**	**3.03**	**None**	**x^3**	**0.0001937**	**Param Intra 1 of 2**
Barium, Total (mg/L)	GWC-3	0.039	n/a	3/4/2024	0.019	No	32	n/a	n/a	3.125	n/a	n/a	0.001803	NP Intra (normality) 1 of 2
Barium, Total (mg/L)	**GWC-4**	**0.05318**	**n/a**	**2/29/2024**	**0.1**	**Yes**	**29**	**0.0383**	**0.005897**	**0**	**None**	**No**	**0.0001937**	**Param Intra 1 of 2**
Barium, Total (mg/L)	GWC-5	0.1185	n/a	2/29/2024	0.042	No	33	0.196	0.05974	0	None	sqrt(x)	0.0001937	Param Intra 1 of 2
Barium, Total (mg/L)	GWC-6	0.06532	n/a	2/29/2024	0.06	No	33	0.05402	0.004555	0	None	No	0.0001937	Param Intra 1 of 2
Barium, Total (mg/L)	GWC-7	0.04234	n/a	2/29/2024	0.041	No	33	0.03266	0.003902	0	None	No	0.0001937	Param Intra 1 of 2
Barium, Total (mg/L)	GWC-8A	0.1124	n/a	2/29/2024	0.042	No	33	0.2018	0.05378	0	None	sqrt(x)	0.0001937	Param Intra 1 of 2
Barium, Total (mg/L)	GWC-9	0.03779	n/a	3/1/2024	0.026	No	33	0.02311	0.005916	3.03	None	No	0.0001937	Param Intra 1 of 2
Beryllium, Total (mg/L)	GWA-17	0.0025	n/a	2/28/2024	0.0025ND	No	33	n/a	n/a	96.97	n/a	n/a	0.001701	NP Intra (NDs) 1 of 2
Beryllium, Total (mg/L)	GWC-5	0.0025	n/a	2/29/2024	0.0025ND	No	33	n/a	n/a	96.97	n/a	n/a	0.001701	NP Intra (NDs) 1 of 2
Beryllium, Total (mg/L)	GWC-7	0.0025	n/a	2/29/2024	0.0025ND	No	33	n/a	n/a	96.97	n/a	n/a	0.001701	NP Intra (NDs) 1 of 2
Beryllium, Total (mg/L)	GWC-8A	0.0025	n/a	2/29/2024	0.0025ND	No	33	n/a	n/a	96.97	n/a	n/a	0.001701	NP Intra (NDs) 1 of 2
Cadmium, Total (mg/L)	GWA-17	0.0025	n/a	2/28/2024	0.0025ND	No	33	n/a	n/a	96.97	n/a	n/a	0.001701	NP Intra (NDs) 1 of 2
Cadmium, Total (mg/L)	GWC-11	0.0025	n/a	2/29/2024	0.0025ND	No	33	n/a	n/a	96.97	n/a	n/a	0.001701	NP Intra (NDs) 1 of 2
Cadmium, Total (mg/L)	GWC-2	0.0025	n/a	3/1/2024	0.0025ND	No	33	n/a	n/a	96.97	n/a	n/a	0.001701	NP Intra (NDs) 1 of 2
Cadmium, Total (mg/L)	GWC-8A	0.0025	n/a	2/29/2024	0.0025ND	No	33	n/a	n/a	75.76	n/a	n/a	0.001701	NP Intra (NDs) 1 of 2
Chromium, Total (mg/L)	GWA-15	0.0036	n/a	3/4/2024	0.002ND	No	33	n/a	n/a	93.94	n/a	n/a	0.001701	NP Intra (NDs) 1 of 2
Chromium, Total (mg/L)	GWA-16	0.007375	n/a	2/28/2024	0.0071	No	33	0.004866	0.001012	3.03	None	No	0.0001937	Param Intra 1 of 2
Chromium, Total (mg/L)	GWA-17	0.01137	n/a	2/28/2024	0.0096	No	33	0.007027	0.001753	3.03	None	No	0.0001937	Param Intra 1 of 2
Chromium, Total (mg/L)	GWC-1	0.01777	n/a	3/1/2024	0.014	No	33	0.0001527	0.00006579	0	None	x^2	0.0001937	Param Intra 1 of 2
Chromium, Total (mg/L)	GWC-10	0.0244	n/a	3/1/2024	0.019	No	33	0.01519	0.003713	0	None	No	0.0001937	Param Intra 1 of 2
Chromium, Total (mg/L)	GWC-11	0.012	n/a	2/29/2024	0.0086	No	33	n/a	n/a	3.03	n/a	n/a	0.001701	NP Intra (normality) 1 of 2
Chromium, Total (mg/L)	GWC-12	0.0036	n/a	2/29/2024	0.0021	No	33	n/a	n/a	45.45	n/a	n/a	0.001701	NP Intra (normality) 1 of 2
Chromium, Total (mg/L)	GWC-13	0.008387	n/a	3/1/2024	0.0059	No	32	0.004866	0.001414	0	None	No	0.0001937	Param Intra 1 of 2
Chromium, Total (mg/L)	GWC-14	0.0038	n/a	3/1/2024	0.0022	No	33	n/a	n/a	90.91	n/a	n/a	0.001701	NP Intra (NDs) 1 of 2
Chromium, Total (mg/L)	GWC-18	0.02	n/a	2/29/2024	0.013	No	33	n/a	n/a	0	n/a	n/a	0.001701	NP Intra (normality) 1 of 2
Chromium, Total (mg/L)	GWC-19	0.01614	n/a	2/29/2024	0.015	No	33	0.009335	0.002745	3.03	None	No	0.0001937	Param Intra 1 of 2
Chromium, Total (mg/L)	GWC-2	0.01366	n/a	3/1/2024	0.011	No	33	0.00009621	0.0000364	6.061	None	x^2	0.0001937	Param Intra 1 of 2
Chromium, Total (mg/L)	GWC-20	0.01432	n/a	3/1/2024	0.0088	No	33	0.008735	0.002253	6.061	None	No	0.0001937	Param Intra 1 of 2
Chromium, Total (mg/L)	GWC-3	0.01925	n/a	3/4/2024	0.014	No	32	-4.706	0.3037	3.125	None	ln(x)	0.0001937	Param Intra 1 of 2
Chromium, Total (mg/L)	GWC-4	0.01022	n/a	2/29/2024	0.0038	No	33	0.005836	0.001766	3.03	None	No	0.0001937	Param Intra 1 of 2
Chromium, Total (mg/L)	GWC-5	0.01014	n/a	2/29/2024	0.0074	No	33	0.06609	0.01395	3.03	None	sqrt(x)	0.0001937	Param Intra 1 of 2
Chromium, Total (mg/L)	GWC-6	0.009649	n/a	2/29/2024	0.0051	No	33	-5.302	0.2667	6.061	None	ln(x)	0.0001937	Param Intra 1 of 2
Chromium, Total (mg/L)	GWC-7	0.018	n/a	2/29/2024	0.012	No	33	n/a	n/a	0	n/a	n/a	0.001701	NP Intra (normality) 1 of 2
Chromium, Total (mg/L)	GWC-8A	0.023	n/a	2/29/2024	0.002ND	No	32	n/a	n/a	46.88	n/a	n/a	0.001803	NP Intra (normality) 1 of 2

Appendix I Intrawell Prediction Limits - All Results

Plant Scherer Data: Scherer Cell 1-CCR Printed 3/29/2024, 11:44 AM

Constituent	Well	Upper Lim.	Lower Lim.	Date	Observ.	Sig.	Bg N	Bg Mean	Std. Dev.	%NDs	ND Adj.	Transform	Alpha	Method
Chromium, Total (mg/L)	GWC-9	0.01304	n/a	3/1/2024	0.0092	No	33	0.007481	0.002241	3.03	None	No	0.0001937	Param Intra 1 of 2
Cobalt, Total (mg/L)	GWA-15	0.0029	n/a	3/4/2024	0.0026	No	32	n/a	n/a	46.88	n/a	n/a	0.001803	NP Intra (normality) 1 of 2
Cobalt, Total (mg/L)	GWA-16	0.0025	n/a	2/28/2024	0.0025ND	No	32	n/a	n/a	87.5	n/a	n/a	0.001803	NP Intra (NDs) 1 of 2
Cobalt, Total (mg/L)	GWA-17	0.0025	n/a	2/28/2024	0.0025ND	No	33	n/a	n/a	90.91	n/a	n/a	0.001701	NP Intra (NDs) 1 of 2
Cobalt, Total (mg/L)	GWC-1	0.0025	n/a	3/1/2024	0.0025ND	No	33	n/a	n/a	93.94	n/a	n/a	0.001701	NP Intra (NDs) 1 of 2
Cobalt, Total (mg/L)	GWC-11	0.0025	n/a	2/29/2024	0.0025ND	No	33	n/a	n/a	96.97	n/a	n/a	0.001701	NP Intra (NDs) 1 of 2
Cobalt, Total (mg/L)	GWC-12	0.0025	n/a	2/29/2024	0.00027J	No	33	n/a	n/a	63.64	n/a	n/a	0.001701	NP Intra (NDs) 1 of 2
Cobalt, Total (mg/L)	GWC-18	0.0025	n/a	2/29/2024	0.0025ND	No	32	n/a	n/a	87.5	n/a	n/a	0.001803	NP Intra (NDs) 1 of 2
Cobalt, Total (mg/L)	GWC-19	0.0025	n/a	2/29/2024	0.0025ND	No	33	n/a	n/a	93.94	n/a	n/a	0.001701	NP Intra (NDs) 1 of 2
Cobalt, Total (mg/L)	GWC-2	0.0025	n/a	3/1/2024	0.0025ND	No	33	n/a	n/a	93.94	n/a	n/a	0.001701	NP Intra (NDs) 1 of 2
Cobalt, Total (mg/L)	GWC-20	0.0025	n/a	3/1/2024	0.0025ND	No	33	n/a	n/a	84.85	n/a	n/a	0.001701	NP Intra (NDs) 1 of 2
Cobalt, Total (mg/L)	GWC-3	0.0025	n/a	3/4/2024	0.0025ND	No	31	n/a	n/a	70.97	n/a	n/a	0.001905	NP Intra (NDs) 1 of 2
Cobalt, Total (mg/L)	GWC-4	0.0025	n/a	2/29/2024	0.0025ND	No	33	n/a	n/a	81.82	n/a	n/a	0.001701	NP Intra (NDs) 1 of 2
Cobalt, Total (mg/L)	GWC-5	0.0025	n/a	2/29/2024	0.0025ND	No	33	n/a	n/a	96.97	n/a	n/a	0.001701	NP Intra (NDs) 1 of 2
Cobalt, Total (mg/L)	GWC-6	0.0025	n/a	2/29/2024	0.0025ND	No	33	n/a	n/a	90.91	n/a	n/a	0.001701	NP Intra (NDs) 1 of 2
Cobalt, Total (mg/L)	GWC-7	0.0025	n/a	2/29/2024	0.0025ND	No	33	n/a	n/a	84.85	n/a	n/a	0.001701	NP Intra (NDs) 1 of 2
Cobalt, Total (mg/L)	GWC-8A	0.0046	n/a	2/29/2024	0.0031	No	30	n/a	n/a	43.33	n/a	n/a	0.002008	NP Intra (normality) 1 of 2
Cobalt, Total (mg/L)	GWC-9	0.0025	n/a	3/1/2024	0.0025ND	No	33	n/a	n/a	84.85	n/a	n/a	0.001701	NP Intra (NDs) 1 of 2
Copper (mg/L)	GWA-16	0.002	n/a	2/28/2024	0.002ND	No	28	n/a	n/a	92.86	n/a	n/a	0.002337	NP Intra (NDs) 1 of 2
Copper (mg/L)	GWA-17	0.002	n/a	2/28/2024	0.002ND	No	28	n/a	n/a	96.43	n/a	n/a	0.002337	NP Intra (NDs) 1 of 2
Copper (mg/L)	GWC-1	0.002	n/a	3/1/2024	0.002ND	No	28	n/a	n/a	92.86	n/a	n/a	0.002337	NP Intra (NDs) 1 of 2
Copper (mg/L)	GWC-11	0.0021	n/a	2/29/2024	0.002ND	No	28	n/a	n/a	92.86	n/a	n/a	0.002337	NP Intra (NDs) 1 of 2
Copper (mg/L)	GWC-13	0.0024	n/a	3/1/2024	0.002ND	No	28	n/a	n/a	96.43	n/a	n/a	0.002337	NP Intra (NDs) 1 of 2
Copper (mg/L)	GWC-14	0.0021	n/a	3/1/2024	0.002ND	No	28	n/a	n/a	96.43	n/a	n/a	0.002337	NP Intra (NDs) 1 of 2
Copper (mg/L)	GWC-18	0.0025	n/a	2/29/2024	0.002ND	No	28	n/a	n/a	85.71	n/a	n/a	0.002337	NP Intra (NDs) 1 of 2
Copper (mg/L)	GWC-2	0.002	n/a	3/1/2024	0.002ND	No	28	n/a	n/a	89.29	n/a	n/a	0.002337	NP Intra (NDs) 1 of 2
Copper (mg/L)	GWC-20	0.0021	n/a	3/1/2024	0.002ND	No	27	n/a	n/a	96.3	n/a	n/a	0.002502	NP Intra (NDs) 1 of 2
Copper (mg/L)	GWC-3	0.0042	n/a	3/4/2024	0.002ND	No	27	n/a	n/a	66.67	n/a	n/a	0.002502	NP Intra (NDs) 1 of 2
Copper (mg/L)	GWC-4	0.0039	n/a	2/29/2024	0.002ND	No	28	n/a	n/a	50	n/a	n/a	0.002337	NP Intra (normality) 1 of 2
Copper (mg/L)	GWC-6	0.0037	n/a	2/29/2024	0.002ND	No	28	n/a	n/a	85.71	n/a	n/a	0.002337	NP Intra (NDs) 1 of 2
Copper (mg/L)	GWC-7	0.0026	n/a	2/29/2024	0.002ND	No	27	n/a	n/a	74.07	n/a	n/a	0.002502	NP Intra (NDs) 1 of 2
Copper (mg/L)	GWC-8A	0.1	n/a	2/29/2024	0.002ND	No	27	n/a	n/a	44.44	n/a	n/a	0.002502	NP Intra (normality) 1 of 2
Copper (mg/L)	GWC-9	0.0038	n/a	3/1/2024	0.002ND	No	28	n/a	n/a	89.29	n/a	n/a	0.002337	NP Intra (NDs) 1 of 2
Lead, Total (mg/L)	GWA-16	0.001	n/a	2/28/2024	0.001ND	No	19	n/a	n/a	94.74	n/a	n/a	0.004832	NP Intra (NDs) 1 of 2
Lead, Total (mg/L)	GWA-17	0.001	n/a	2/28/2024	0.001ND	No	19	n/a	n/a	94.74	n/a	n/a	0.004832	NP Intra (NDs) 1 of 2
Lead, Total (mg/L)	GWC-1	0.001	n/a	3/1/2024	0.00028J	No	19	n/a	n/a	89.47	n/a	n/a	0.004832	NP Intra (NDs) 1 of 2
Lead, Total (mg/L)	GWC-10	0.001	n/a	3/1/2024	0.001ND	No	19	n/a	n/a	100	n/a	n/a	0.004832	NP Intra (NDs) 1 of 2
Lead, Total (mg/L)	GWC-11	0.0017	n/a	2/29/2024	0.0012	No	19	n/a	n/a	89.47	n/a	n/a	0.004832	NP Intra (NDs) 1 of 2
Lead, Total (mg/L)	GWC-13	0.001	n/a	3/1/2024	0.001ND	No	19	n/a	n/a	94.74	n/a	n/a	0.004832	NP Intra (NDs) 1 of 2
Lead, Total (mg/L)	GWC-14	0.001	n/a	3/1/2024	0.001ND	No	19	n/a	n/a	100	n/a	n/a	0.004832	NP Intra (NDs) 1 of 2
Lead, Total (mg/L)	GWC-18	0.001	n/a	2/29/2024	0.001ND	No	19	n/a	n/a	100	n/a	n/a	0.004832	NP Intra (NDs) 1 of 2
Lead, Total (mg/L)	GWC-19	0.0015	n/a	2/29/2024	0.001ND	No	19	n/a	n/a	84.21	n/a	n/a	0.004832	NP Intra (NDs) 1 of 2
Lead, Total (mg/L)	GWC-2	0.001	n/a	3/1/2024	0.001ND	No	19	n/a	n/a	94.74	n/a	n/a	0.004832	NP Intra (NDs) 1 of 2
Lead, Total (mg/L)	GWC-20	0.001	n/a	3/1/2024	0.001ND	No	19	n/a	n/a	100	n/a	n/a	0.004832	NP Intra (NDs) 1 of 2
Lead, Total (mg/L)	GWC-3	0.001	n/a	3/4/2024	0.001ND	No	19	n/a	n/a	89.47	n/a	n/a	0.004832	NP Intra (NDs) 1 of 2
Lead, Total (mg/L)	GWC-4	0.001	n/a	2/29/2024	0.001ND	No	19	n/a	n/a	94.74	n/a	n/a	0.004832	NP Intra (NDs) 1 of 2
Lead, Total (mg/L)	GWC-5	0.001	n/a	2/29/2024	0.001ND	No	19	n/a	n/a	100	n/a	n/a	0.004832	NP Intra (NDs) 1 of 2
Lead, Total (mg/L)	GWC-6	0.001	n/a	2/29/2024	0.001ND	No	19	n/a	n/a	100	n/a	n/a	0.004832	NP Intra (NDs) 1 of 2
Lead, Total (mg/L)	GWC-7	0.001	n/a	2/29/2024	0.001ND	No	19	n/a	n/a	89.47	n/a	n/a	0.004832	NP Intra (NDs) 1 of 2
Lead, Total (mg/L)	GWC-8A	0.0012	n/a	2/29/2024	0.00021J	No	19	n/a	n/a	84.21	n/a	n/a	0.004832	NP Intra (NDs) 1 of 2
Lead, Total (mg/L)	GWC-9	0.001	n/a	3/1/2024	0.001ND	No	19	n/a	n/a	100	n/a	n/a	0.004832	NP Intra (NDs) 1 of 2
Mercury (mg/L)	GWA-15	0.0002	n/a	3/4/2024	0.0002ND	No	33	n/a	n/a	93.94	n/a	n/a	0.001701	NP Intra (NDs) 1 of 2
Mercury (mg/L)	GWA-16	0.0002	n/a	2/28/2024	0.0002ND	No	33	n/a	n/a	90.91	n/a	n/a	0.001701	NP Intra (NDs) 1 of 2
Mercury (mg/L)	GWA-17	0.0002	n/a	2/28/2024	0.0002ND	No	33	n/a	n/a	90.91	n/a	n/a	0.001701	NP Intra (NDs) 1 of 2
Mercury (mg/L)	GWC-1	0.0002	n/a	3/1/2024	0.0002ND	No	33	n/a	n/a	93.94	n/a	n/a	0.001701	NP Intra (NDs) 1 of 2

Appendix I Intrawell Prediction Limits - All Results

Plant Scherer Data: Scherer Cell 1-CCR Printed 3/29/2024, 11:44 AM

Constituent	Well	Upper Lim.	Lower Lim.	Date	Observ.	Sig.	Bg N	Bg Mean	Std. Dev.	%NDs	ND Adj.	Transform	Alpha	Method
Mercury (mg/L)	GWC-10	0.0002	n/a	3/1/2024	0.0002ND	No	33	n/a	n/a	90.91	n/a	n/a	0.001701	NP Intra (NDs) 1 of 2
Mercury (mg/L)	GWC-11	0.0002	n/a	2/29/2024	0.0002ND	No	33	n/a	n/a	93.94	n/a	n/a	0.001701	NP Intra (NDs) 1 of 2
Mercury (mg/L)	GWC-13	0.0002	n/a	3/1/2024	0.0002ND	No	33	n/a	n/a	93.94	n/a	n/a	0.001701	NP Intra (NDs) 1 of 2
Mercury (mg/L)	GWC-14	0.0002	n/a	3/1/2024	0.0002ND	No	33	n/a	n/a	93.94	n/a	n/a	0.001701	NP Intra (NDs) 1 of 2
Mercury (mg/L)	GWC-18	0.0002	n/a	2/29/2024	0.0002ND	No	33	n/a	n/a	96.97	n/a	n/a	0.001701	NP Intra (NDs) 1 of 2
Mercury (mg/L)	GWC-19	0.0002	n/a	2/29/2024	0.0002ND	No	33	n/a	n/a	93.94	n/a	n/a	0.001701	NP Intra (NDs) 1 of 2
Mercury (mg/L)	GWC-2	0.0002	n/a	3/1/2024	0.0002ND	No	33	n/a	n/a	93.94	n/a	n/a	0.001701	NP Intra (NDs) 1 of 2
Mercury (mg/L)	GWC-20	0.0002	n/a	3/1/2024	0.0002ND	No	33	n/a	n/a	87.88	n/a	n/a	0.001701	NP Intra (NDs) 1 of 2
Mercury (mg/L)	GWC-3	0.0002	n/a	3/4/2024	0.0002ND	No	33	n/a	n/a	90.91	n/a	n/a	0.001701	NP Intra (NDs) 1 of 2
Mercury (mg/L)	GWC-4	0.0002	n/a	2/29/2024	0.0002ND	No	33	n/a	n/a	96.97	n/a	n/a	0.001701	NP Intra (NDs) 1 of 2
Mercury (mg/L)	GWC-5	0.0002	n/a	2/29/2024	0.0002ND	No	33	n/a	n/a	96.97	n/a	n/a	0.001701	NP Intra (NDs) 1 of 2
Mercury (mg/L)	GWC-6	0.0002	n/a	2/29/2024	0.0002ND	No	33	n/a	n/a	90.91	n/a	n/a	0.001701	NP Intra (NDs) 1 of 2
Mercury (mg/L)	GWC-7	0.0002	n/a	2/29/2024	0.0002ND	No	33	n/a	n/a	90.91	n/a	n/a	0.001701	NP Intra (NDs) 1 of 2
Mercury (mg/L)	GWC-8A	0.0002	n/a	2/29/2024	0.0002ND	No	33	n/a	n/a	84.85	n/a	n/a	0.001701	NP Intra (NDs) 1 of 2
Mercury (mg/L)	GWC-9	0.0002	n/a	3/1/2024	0.0002ND	No	33	n/a	n/a	96.97	n/a	n/a	0.001701	NP Intra (NDs) 1 of 2
Nickel (mg/L)	GWA-15	0.00202	n/a	3/4/2024	0.001ND	No	28	n/a	n/a	71.43	n/a	n/a	0.002337	NP Intra (NDs) 1 of 2
Nickel (mg/L)	GWA-16	0.001	n/a	2/28/2024	0.001ND	No	27	n/a	n/a	96.3	n/a	n/a	0.002502	NP Intra (NDs) 1 of 2
Nickel (mg/L)	GWA-17	0.0012	n/a	2/28/2024	0.001ND	No	28	n/a	n/a	85.71	n/a	n/a	0.002337	NP Intra (NDs) 1 of 2
Nickel (mg/L)	GWC-1	0.0018	n/a	3/1/2024	0.00096J	No	27	n/a	n/a	74.07	n/a	n/a	0.002502	NP Intra (NDs) 1 of 2
Nickel (mg/L)	**GWC-10**	**0.003**	**n/a**	**3/1/2024**	**0.0048**	**Yes**	**29**	**n/a**	**n/a**	**65.52**	**n/a**	**n/a**	**0.002172**	**NP Intra (NDs) 1 of 2**
Nickel (mg/L)	GWC-11	0.0018	n/a	2/29/2024	0.00099J	No	28	n/a	n/a	75	n/a	n/a	0.002337	NP Intra (NDs) 1 of 2
Nickel (mg/L)	GWC-12	0.0018	n/a	2/29/2024	0.00092J	No	28	n/a	n/a	75	n/a	n/a	0.002337	NP Intra (NDs) 1 of 2
Nickel (mg/L)	GWC-13	0.001	n/a	3/1/2024	0.00059J	No	28	n/a	n/a	85.71	n/a	n/a	0.002337	NP Intra (NDs) 1 of 2
Nickel (mg/L)	**GWC-14**	**0.001**	**n/a**	**3/1/2024**	**0.0081**	**Yes**	**28**	**n/a**	**n/a**	**100**	**n/a**	**n/a**	**0.002337**	**NP Intra (NDs) 1 of 2**
Nickel (mg/L)	GWC-18	0.001	n/a	2/29/2024	0.001ND	No	27	n/a	n/a	88.89	n/a	n/a	0.002502	NP Intra (NDs) 1 of 2
Nickel (mg/L)	GWC-19	0.0017	n/a	2/29/2024	0.00067J	No	27	n/a	n/a	81.48	n/a	n/a	0.002502	NP Intra (NDs) 1 of 2
Nickel (mg/L)	GWC-2	0.0028	n/a	3/1/2024	0.0018	No	27	n/a	n/a	62.96	n/a	n/a	0.002502	NP Intra (NDs) 1 of 2
Nickel (mg/L)	GWC-20	0.003	n/a	3/1/2024	0.00059J	No	27	n/a	n/a	66.67	n/a	n/a	0.002502	NP Intra (NDs) 1 of 2
Nickel (mg/L)	GWC-3	0.0035	n/a	3/4/2024	0.0014	No	25	n/a	n/a	60	n/a	n/a	0.002832	NP Intra (NDs) 1 of 2
Nickel (mg/L)	GWC-4	0.0036	n/a	2/29/2024	0.0015	No	28	n/a	n/a	67.86	n/a	n/a	0.002337	NP Intra (NDs) 1 of 2
Nickel (mg/L)	GWC-5	0.00268	n/a	2/29/2024	0.00049J	No	27	n/a	n/a	62.96	n/a	n/a	0.002502	NP Intra (NDs) 1 of 2
Nickel (mg/L)	GWC-6	0.0053	n/a	2/29/2024	0.00098J	No	28	n/a	n/a	60.71	n/a	n/a	0.002337	NP Intra (NDs) 1 of 2
Nickel (mg/L)	GWC-7	0.0044	n/a	2/29/2024	0.001ND	No	28	n/a	n/a	82.14	n/a	n/a	0.002337	NP Intra (NDs) 1 of 2
Nickel (mg/L)	GWC-8A	0.0069	n/a	2/29/2024	0.0055	No	26	n/a	n/a	42.31	n/a	n/a	0.002667	NP Intra (normality) 1 of 2
Nickel (mg/L)	GWC-9	0.0042	n/a	3/1/2024	0.00086J	No	29	n/a	n/a	79.31	n/a	n/a	0.002172	NP Intra (NDs) 1 of 2
Selenium, Total (mg/L)	GWA-15	0.005	n/a	3/4/2024	0.005ND	No	33	n/a	n/a	96.97	n/a	n/a	0.001701	NP Intra (NDs) 1 of 2
Selenium, Total (mg/L)	GWA-16	0.005	n/a	2/28/2024	0.005ND	No	33	n/a	n/a	90.91	n/a	n/a	0.001701	NP Intra (NDs) 1 of 2
Selenium, Total (mg/L)	GWA-17	0.005	n/a	2/28/2024	0.005ND	No	33	n/a	n/a	93.94	n/a	n/a	0.001701	NP Intra (NDs) 1 of 2
Selenium, Total (mg/L)	GWC-1	0.0053	n/a	3/1/2024	0.005ND	No	33	n/a	n/a	93.94	n/a	n/a	0.001701	NP Intra (NDs) 1 of 2
Selenium, Total (mg/L)	GWC-10	0.005	n/a	3/1/2024	0.005ND	No	33	n/a	n/a	93.94	n/a	n/a	0.001701	NP Intra (NDs) 1 of 2
Selenium, Total (mg/L)	GWC-11	0.005	n/a	2/29/2024	0.005ND	No	32	n/a	n/a	90.63	n/a	n/a	0.001803	NP Intra (NDs) 1 of 2
Selenium, Total (mg/L)	GWC-12	0.005	n/a	2/29/2024	0.005ND	No	33	n/a	n/a	96.97	n/a	n/a	0.001701	NP Intra (NDs) 1 of 2
Selenium, Total (mg/L)	GWC-14	0.0052	n/a	3/1/2024	0.005ND	No	33	n/a	n/a	93.94	n/a	n/a	0.001701	NP Intra (NDs) 1 of 2
Selenium, Total (mg/L)	GWC-18	0.005	n/a	2/29/2024	0.005ND	No	33	n/a	n/a	96.97	n/a	n/a	0.001701	NP Intra (NDs) 1 of 2
Selenium, Total (mg/L)	GWC-19	0.005	n/a	2/29/2024	0.005ND	No	33	n/a	n/a	96.97	n/a	n/a	0.001701	NP Intra (NDs) 1 of 2
Selenium, Total (mg/L)	GWC-2	0.005	n/a	3/1/2024	0.005ND	No	33	n/a	n/a	90.91	n/a	n/a	0.001701	NP Intra (NDs) 1 of 2
Selenium, Total (mg/L)	GWC-3	0.005	n/a	3/4/2024	0.005ND	No	33	n/a	n/a	96.97	n/a	n/a	0.001701	NP Intra (NDs) 1 of 2
Selenium, Total (mg/L)	GWC-4	0.005	n/a	2/29/2024	0.0042J	No	33	n/a	n/a	93.94	n/a	n/a	0.001701	NP Intra (NDs) 1 of 2
Selenium, Total (mg/L)	GWC-5	0.04332	n/a	2/29/2024	0.0018J	No	8	0.09356	0.02845	0	None	sqrt(x)	0.0001937	Param Intra 1 of 2
Selenium, Total (mg/L)	GWC-6	0.007	n/a	2/29/2024	0.005ND	No	33	n/a	n/a	78.79	n/a	n/a	0.001701	NP Intra (NDs) 1 of 2
Selenium, Total (mg/L)	GWC-7	0.0053	n/a	2/29/2024	0.005ND	No	33	n/a	n/a	93.94	n/a	n/a	0.001701	NP Intra (NDs) 1 of 2
Selenium, Total (mg/L)	GWC-8A	0.005	n/a	2/29/2024	0.005ND	No	33	n/a	n/a	87.88	n/a	n/a	0.001701	NP Intra (NDs) 1 of 2
Selenium, Total (mg/L)	GWC-9	0.0065	n/a	3/1/2024	0.005ND	No	33	n/a	n/a	96.97	n/a	n/a	0.001701	NP Intra (NDs) 1 of 2
Thallium, Total (mg/L)	GWA-15	0.001	n/a	3/4/2024	0.001ND	No	33	n/a	n/a	96.97	n/a	n/a	0.001701	NP Intra (NDs) 1 of 2
Thallium, Total (mg/L)	GWA-16	0.001	n/a	2/28/2024	0.001ND	No	33	n/a	n/a	93.94	n/a	n/a	0.001701	NP Intra (NDs) 1 of 2

Appendix I Intrawell Prediction Limits - All Results

Plant Scherer Data: Scherer Cell 1-CCR Printed 3/29/2024, 11:44 AM

Constituent	Well	Upper Lim.	Lower Lim.	Date	Observ.	Sig.	Bg N	Bg Mean	Std. Dev.	%NDs	ND Adj.	Transform	Alpha	Method
Thallium, Total (mg/L)	GWA-17	0.001	n/a	2/28/2024	0.001ND	No	33	n/a	n/a	96.97	n/a	n/a	0.001701	NP Intra (NDs) 1 of 2
Thallium, Total (mg/L)	GWC-1	0.001	n/a	3/1/2024	0.001ND	No	33	n/a	n/a	93.94	n/a	n/a	0.001701	NP Intra (NDs) 1 of 2
Thallium, Total (mg/L)	GWC-19	0.001	n/a	2/29/2024	0.001ND	No	33	n/a	n/a	96.97	n/a	n/a	0.001701	NP Intra (NDs) 1 of 2
Thallium, Total (mg/L)	GWC-2	0.001	n/a	3/1/2024	0.001ND	No	33	n/a	n/a	96.97	n/a	n/a	0.001701	NP Intra (NDs) 1 of 2
Thallium, Total (mg/L)	GWC-4	0.001	n/a	2/29/2024	0.001ND	No	33	n/a	n/a	96.97	n/a	n/a	0.001701	NP Intra (NDs) 1 of 2
Thallium, Total (mg/L)	GWC-5	0.001	n/a	2/29/2024	0.001ND	No	33	n/a	n/a	96.97	n/a	n/a	0.001701	NP Intra (NDs) 1 of 2
Thallium, Total (mg/L)	GWC-6	0.001	n/a	2/29/2024	0.001ND	No	33	n/a	n/a	93.94	n/a	n/a	0.001701	NP Intra (NDs) 1 of 2
Thallium, Total (mg/L)	GWC-7	0.001	n/a	2/29/2024	0.001ND	No	33	n/a	n/a	87.88	n/a	n/a	0.001701	NP Intra (NDs) 1 of 2
Thallium, Total (mg/L)	GWC-8A	0.001	n/a	2/29/2024	0.001ND	No	33	n/a	n/a	93.94	n/a	n/a	0.001701	NP Intra (NDs) 1 of 2
Thallium, Total (mg/L)	GWC-9	0.001	n/a	3/1/2024	0.001ND	No	33	n/a	n/a	96.97	n/a	n/a	0.001701	NP Intra (NDs) 1 of 2
Vanadium (mg/L)	GWA-15	0.0035	n/a	3/4/2024	0.00066J	No	28	n/a	n/a	82.14	n/a	n/a	0.002337	NP Intra (NDs) 1 of 2
Vanadium (mg/L)	GWA-16	0.01177	n/a	2/28/2024	0.0087	No	28	0.007159	0.001817	3.571	None	No	0.0001937	Param Intra 1 of 2
Vanadium (mg/L)	GWA-17	0.008631	n/a	2/28/2024	0.0056	No	28	0.004626	0.001577	14.29	None	No	0.0001937	Param Intra 1 of 2
Vanadium (mg/L)	GWC-1	0.02536	n/a	3/1/2024	0.018	No	28	0.01566	0.003819	0	None	No	0.0001937	Param Intra 1 of 2
Vanadium (mg/L)	GWC-10	0.01749	n/a	3/1/2024	0.013	No	28	0.01201	0.002159	0	None	No	0.0001937	Param Intra 1 of 2
Vanadium (mg/L)	GWC-11	0.01499	n/a	2/29/2024	0.011	No	28	0.01029	0.00185	3.571	None	No	0.0001937	Param Intra 1 of 2
Vanadium (mg/L)	GWC-12	0.0052	n/a	2/29/2024	0.002ND	No	28	n/a	n/a	85.71	n/a	n/a	0.002337	NP Intra (NDs) 1 of 2
Vanadium (mg/L)	GWC-13	0.0062	n/a	3/1/2024	0.0011J	No	28	n/a	n/a	60.71	n/a	n/a	0.002337	NP Intra (NDs) 1 of 2
Vanadium (mg/L)	GWC-14	0.0062	n/a	3/1/2024	0.002ND	No	28	n/a	n/a	71.43	n/a	n/a	0.002337	NP Intra (NDs) 1 of 2
Vanadium (mg/L)	GWC-18	0.01099	n/a	2/29/2024	0.0069	No	28	0.08101	0.009376	3.571	None	sqrt(x)	0.0001937	Param Intra 1 of 2
Vanadium (mg/L)	GWC-19	0.01039	n/a	2/29/2024	0.0078	No	28	0.007152	0.001274	0	None	No	0.0001937	Param Intra 1 of 2
Vanadium (mg/L)	GWC-2	0.01927	n/a	3/1/2024	0.015	No	28	0.0001928	0.00007035	3.571	None	x^2	0.0001937	Param Intra 1 of 2
Vanadium (mg/L)	GWC-20	0.02297	n/a	3/1/2024	0.019	No	28	0.0003022	0.00008879	3.571	None	x^2	0.0001937	Param Intra 1 of 2
Vanadium (mg/L)	GWC-3	0.01092	n/a	3/4/2024	0.0051	No	27	0.00652	0.001723	3.704	None	No	0.0001937	Param Intra 1 of 2
Vanadium (mg/L)	GWC-4	0.01187	n/a	2/29/2024	0.0049	No	28	0.007401	0.001762	3.571	None	No	0.0001937	Param Intra 1 of 2
Vanadium (mg/L)	GWC-5	0.006856	n/a	2/29/2024	0.0029	No	28	0.05297	0.01175	21.43	Kaplan-Meier	sqrt(x)	0.0001937	Param Intra 1 of 2
Vanadium (mg/L)	GWC-6	0.01384	n/a	2/29/2024	0.0093	No	28	0.008906	0.001944	3.571	None	No	0.0001937	Param Intra 1 of 2
Vanadium (mg/L)	GWC-7	0.01674	n/a	2/29/2024	0.013	No	28	0.00000228	9.5e-7	3.571	None	x^3	0.0001937	Param Intra 1 of 2
Vanadium (mg/L)	GWC-8A	0.05313	n/a	2/29/2024	0.002ND	No	25	0.09869	0.051	12	None	sqrt(x)	0.0001937	Param Intra 1 of 2
Vanadium (mg/L)	GWC-9	0.02837	n/a	3/1/2024	0.016	No	28	0.01637	0.004727	3.571	None	No	0.0001937	Param Intra 1 of 2
Zinc (mg/L)	GWA-15	0.006	n/a	3/4/2024	0.005ND	No	28	n/a	n/a	96.43	n/a	n/a	0.002337	NP Intra (NDs) 1 of 2
Zinc (mg/L)	GWA-16	0.005	n/a	2/28/2024	0.005ND	No	28	n/a	n/a	96.43	n/a	n/a	0.002337	NP Intra (NDs) 1 of 2
Zinc (mg/L)	GWA-17	0.0084	n/a	2/28/2024	0.005ND	No	28	n/a	n/a	89.29	n/a	n/a	0.002337	NP Intra (NDs) 1 of 2
Zinc (mg/L)	GWC-1	0.005	n/a	3/1/2024	0.004J	No	28	n/a	n/a	92.86	n/a	n/a	0.002337	NP Intra (NDs) 1 of 2
Zinc (mg/L)	GWC-10	0.005	n/a	3/1/2024	0.005ND	No	28	n/a	n/a	96.43	n/a	n/a	0.002337	NP Intra (NDs) 1 of 2
Zinc (mg/L)	GWC-11	0.018	n/a	2/29/2024	0.0036J	No	27	n/a	n/a	77.78	n/a	n/a	0.002502	NP Intra (NDs) 1 of 2
Zinc (mg/L)	GWC-12	0.0065	n/a	2/29/2024	0.005ND	No	28	n/a	n/a	82.14	n/a	n/a	0.002337	NP Intra (NDs) 1 of 2
Zinc (mg/L)	GWC-13	0.0085	n/a	3/1/2024	0.005ND	No	28	n/a	n/a	75	n/a	n/a	0.002337	NP Intra (NDs) 1 of 2
Zinc (mg/L)	**GWC-14**	**0.005**	**n/a**	**3/1/2024**	**0.024**	**Yes**	**28**	**n/a**	**n/a**	**96.43**	**n/a**	**n/a**	**0.002337**	**NP Intra (NDs) 1 of 2**
Zinc (mg/L)	GWC-18	0.0077	n/a	2/29/2024	0.0032J	No	28	n/a	n/a	96.43	n/a	n/a	0.002337	NP Intra (NDs) 1 of 2
Zinc (mg/L)	GWC-19	0.0059	n/a	2/29/2024	0.005ND	No	27	n/a	n/a	96.3	n/a	n/a	0.002502	NP Intra (NDs) 1 of 2
Zinc (mg/L)	GWC-2	0.01	n/a	3/1/2024	0.005ND	No	28	n/a	n/a	92.86	n/a	n/a	0.002337	NP Intra (NDs) 1 of 2
Zinc (mg/L)	GWC-20	0.0065	n/a	3/1/2024	0.005ND	No	28	n/a	n/a	92.86	n/a	n/a	0.002337	NP Intra (NDs) 1 of 2
Zinc (mg/L)	GWC-3	0.0069	n/a	3/4/2024	0.005ND	No	25	n/a	n/a	92	n/a	n/a	0.002832	NP Intra (NDs) 1 of 2
Zinc (mg/L)	GWC-4	0.006	n/a	2/29/2024	0.005ND	No	28	n/a	n/a	92.86	n/a	n/a	0.002337	NP Intra (NDs) 1 of 2
Zinc (mg/L)	GWC-5	0.0089	n/a	2/29/2024	0.005ND	No	27	n/a	n/a	70.37	n/a	n/a	0.002502	NP Intra (NDs) 1 of 2
Zinc (mg/L)	GWC-6	0.0062	n/a	2/29/2024	0.005ND	No	28	n/a	n/a	96.43	n/a	n/a	0.002337	NP Intra (NDs) 1 of 2
Zinc (mg/L)	GWC-7	0.0074	n/a	2/29/2024	0.005ND	No	28	n/a	n/a	92.86	n/a	n/a	0.002337	NP Intra (NDs) 1 of 2
Zinc (mg/L)	GWC-8A	0.085	n/a	2/29/2024	0.005ND	No	25	n/a	n/a	48	n/a	n/a	0.002832	NP Intra (normality) 1 of 2
Zinc (mg/L)	GWC-9	0.005	n/a	3/1/2024	0.005ND	No	28	n/a	n/a	96.43	n/a	n/a	0.002337	NP Intra (NDs) 1 of 2

Sanitas™ v.10.0.16b Software licensed to . UG
Hollow symbols indicate censored values.
Within Limit

Prediction Limit

Intrawell Non-parametric

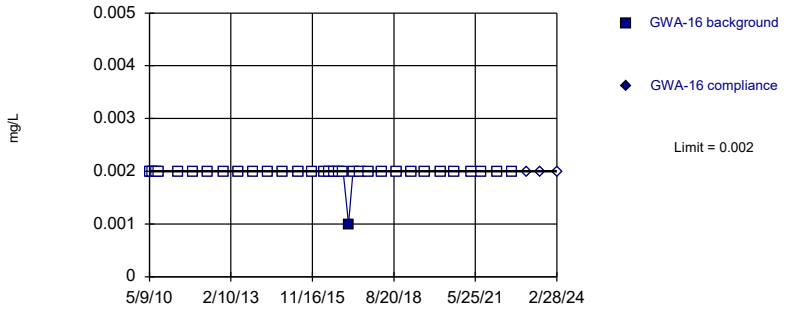

Non-parametric test used in lieu of parametric prediction limit because censored data exceeded 50%. Limit is highest of 33 background values. 96.97% NDs. Well-constituent pair annual alpha = 0.003399. Individual comparison alpha = 0.001701 (1 of 2).

Constituent: Antimony, Total Analysis Run 3/29/2024 11:31 AM View: Appendix I - Intrawell
Plant Scherer Data: Scherer Cell 1-CCR

Sanitas™ v.10.0.16b Software licensed to . UG
Hollow symbols indicate censored values.
Within Limit

Prediction Limit

Intrawell Non-parametric

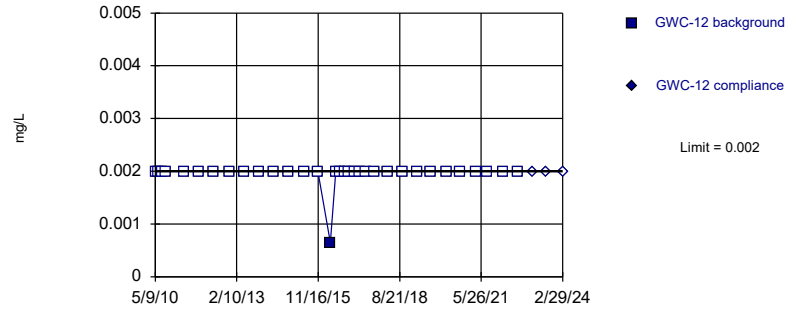

Non-parametric test used in lieu of parametric prediction limit because censored data exceeded 50%. Limit is highest of 33 background values. 96.97% NDs. Well-constituent pair annual alpha = 0.003399. Individual comparison alpha = 0.001701 (1 of 2).

Constituent: Antimony, Total Analysis Run 3/29/2024 11:31 AM View: Appendix I - Intrawell
Plant Scherer Data: Scherer Cell 1-CCR

Sanitas™ v.10.0.16b Software licensed to . UG
Hollow symbols indicate censored values.
Within Limit

Prediction Limit

Intrawell Non-parametric

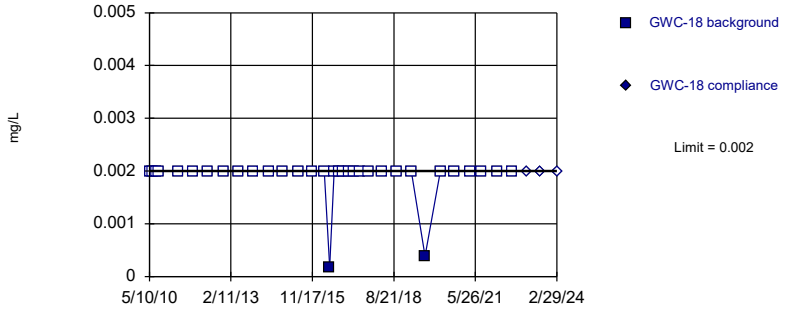

Non-parametric test used in lieu of parametric prediction limit because censored data exceeded 50%. Limit is highest of 33 background values. 93.94% NDs. Well-constituent pair annual alpha = 0.003399. Individual comparison alpha = 0.001701 (1 of 2).

Constituent: Antimony, Total Analysis Run 3/29/2024 11:31 AM View: Appendix I - Intrawell
Plant Scherer Data: Scherer Cell 1-CCR

Sanitas™ v.10.0.16b Software licensed to . UG
Hollow symbols indicate censored values.
Within Limit

Prediction Limit

Intrawell Non-parametric

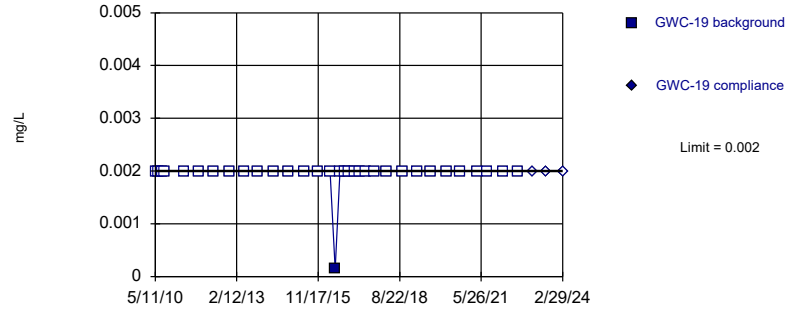

Non-parametric test used in lieu of parametric prediction limit because censored data exceeded 50%. Limit is highest of 33 background values. 96.97% NDs. Well-constituent pair annual alpha = 0.003399. Individual comparison alpha = 0.001701 (1 of 2).

Constituent: Antimony, Total Analysis Run 3/29/2024 11:31 AM View: Appendix I - Intrawell
Plant Scherer Data: Scherer Cell 1-CCR

Sanitas™ v.10.0.16b Software licensed to . UG
Hollow symbols indicate censored values.
Within Limit

Prediction Limit

Intrawell Non-parametric

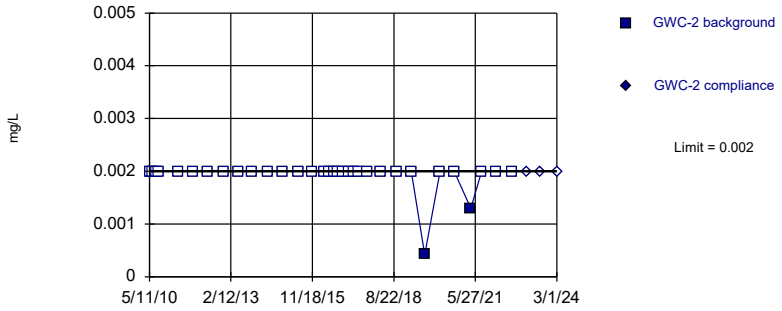

Non-parametric test used in lieu of parametric prediction limit because censored data exceeded 50%. Limit is highest of 33 background values. 93.94% NDs. Well-constituent pair annual alpha = 0.003399. Individual comparison alpha = 0.001701 (1 of 2).

Constituent: Antimony, Total Analysis Run 3/29/2024 11:31 AM View: Appendix I - Intrawell
Plant Scherer Data: Scherer Cell 1-CCR

Sanitas™ v.10.0.16b Software licensed to . UG
Hollow symbols indicate censored values.
Within Limit

Prediction Limit

Intrawell Non-parametric

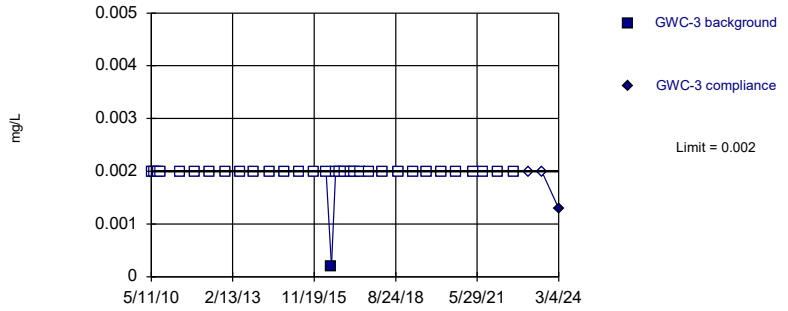

Non-parametric test used in lieu of parametric prediction limit because censored data exceeded 50%. Limit is highest of 33 background values. 96.97% NDs. Well-constituent pair annual alpha = 0.003399. Individual comparison alpha = 0.001701 (1 of 2).

Constituent: Antimony, Total Analysis Run 3/29/2024 11:31 AM View: Appendix I - Intrawell
Plant Scherer Data: Scherer Cell 1-CCR

Sanitas™ v.10.0.16b Software licensed to . UG
Hollow symbols indicate censored values.
Within Limit

Prediction Limit

Intrawell Non-parametric

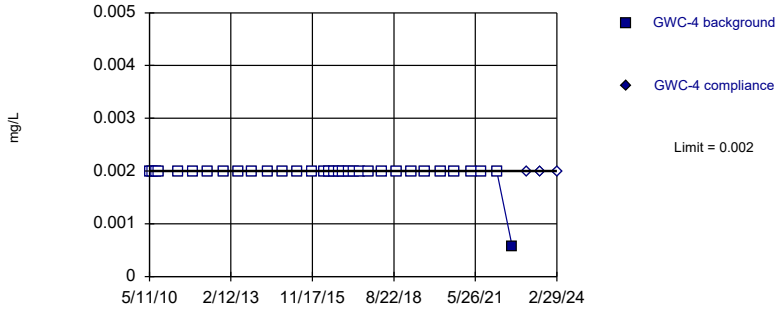

Non-parametric test used in lieu of parametric prediction limit because censored data exceeded 50%. Limit is highest of 33 background values. 96.97% NDs. Well-constituent pair annual alpha = 0.003399. Individual comparison alpha = 0.001701 (1 of 2).

Constituent: Antimony, Total Analysis Run 3/29/2024 11:31 AM View: Appendix I - Intrawell
Plant Scherer Data: Scherer Cell 1-CCR

Sanitas™ v.10.0.16b Software licensed to . UG
Hollow symbols indicate censored values.
Within Limit

Prediction Limit

Intrawell Non-parametric

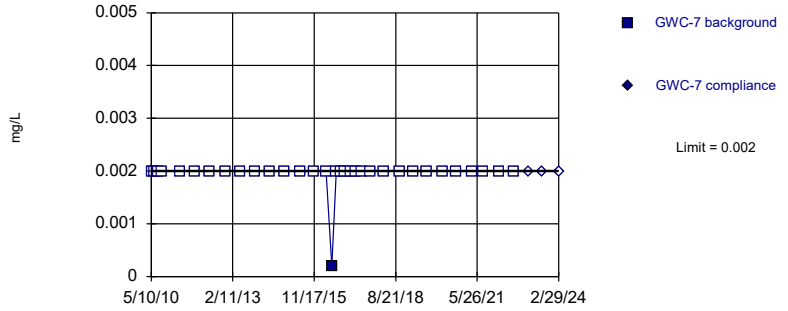

Non-parametric test used in lieu of parametric prediction limit because censored data exceeded 50%. Limit is highest of 33 background values. 96.97% NDs. Well-constituent pair annual alpha = 0.003399. Individual comparison alpha = 0.001701 (1 of 2).

Constituent: Antimony, Total Analysis Run 3/29/2024 11:31 AM View: Appendix I - Intrawell
Plant Scherer Data: Scherer Cell 1-CCR

Sanitas™ v.10.0.16b Software licensed to . UG
Hollow symbols indicate censored values.
Within Limit

Prediction Limit

Intrawell Non-parametric

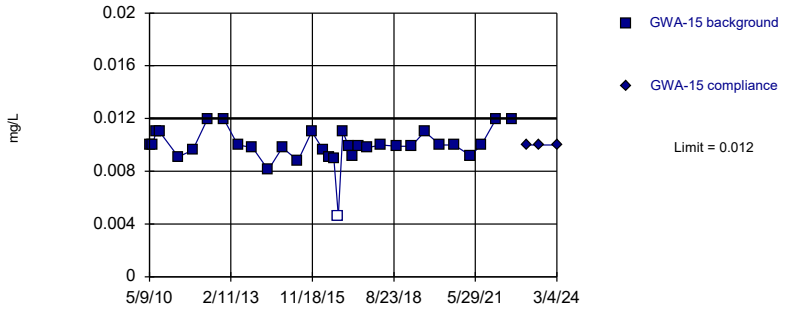

Non-parametric test used in lieu of parametric prediction limit because the Shapiro Wilk normality test showed the data to be non-normal at the 0.01 alpha level. Limit is highest of 33 background values. 3.03% NDs. Well-constituent pair annual alpha = 0.003399. Individual comparison alpha = 0.001701 (1 of 2).

Constituent: Barium, Total Analysis Run 3/29/2024 11:31 AM View: Appendix I - Intrawell
Plant Scherer Data: Scherer Cell 1-CCR

Sanitas™ v.10.0.16b Software licensed to . UG
Within Limit

Prediction Limit

Intrawell Non-parametric

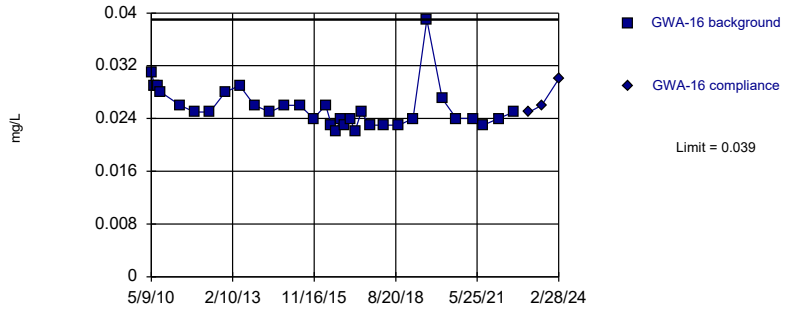

Non-parametric test used in lieu of parametric prediction limit because the Shapiro Wilk normality test showed the data to be non-normal at the 0.01 alpha level. Limit is highest of 33 background values. Well-constituent pair annual alpha = 0.003399. Individual comparison alpha = 0.001701 (1 of 2).

Constituent: Barium, Total Analysis Run 3/29/2024 11:31 AM View: Appendix I - Intrawell
Plant Scherer Data: Scherer Cell 1-CCR

Sanitas™ v.10.0.16b Software licensed to . UG
Hollow symbols indicate censored values.
Within Limit

Prediction Limit

Intrawell Parametric

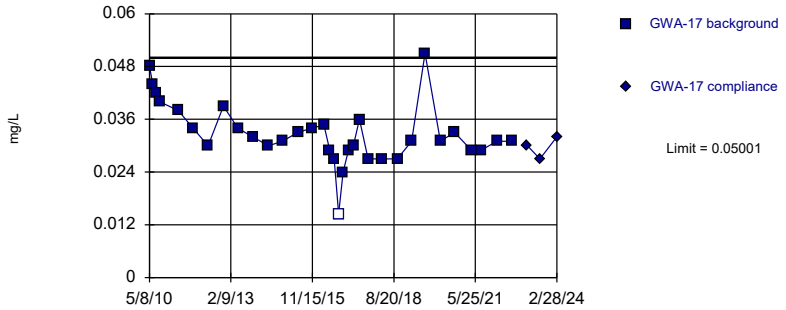

Background Data Summary: Mean=0.03273, Std. Dev.=0.006966, n=33, 3.03% NDs. Normality test: Shapiro Wilk @alpha = 0.01, calculated = 0.9333, critical = 0.906. Kappa = 2.481 (c=16, w=17, 1 of 2, event alpha = 0.05132). Report alpha = 0.0001937.

Constituent: Barium, Total Analysis Run 3/29/2024 11:31 AM View: Appendix I - Intrawell
Plant Scherer Data: Scherer Cell 1-CCR

Sanitas™ v.10.0.16b Software licensed to . UG
Within Limit

Prediction Limit

Intrawell Parametric

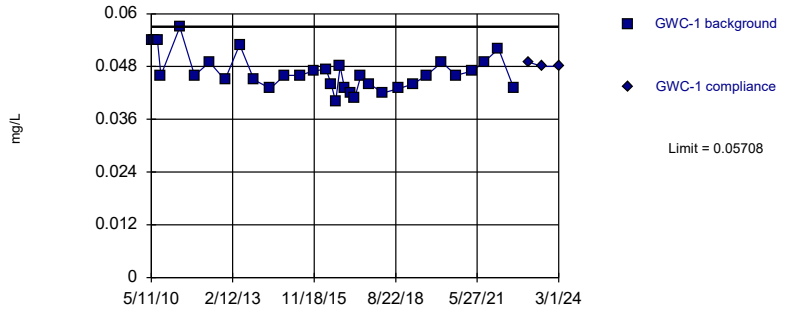

Background Data Summary: Mean=0.04671, Std. Dev.=0.004181, n=33. Normality test: Shapiro Wilk @alpha = 0.01, calculated = 0.9285, critical = 0.906. Kappa = 2.481 (c=16, w=17, 1 of 2, event alpha = 0.05132). Report alpha = 0.0001937.

Constituent: Barium, Total Analysis Run 3/29/2024 11:31 AM View: Appendix I - Intrawell
Plant Scherer Data: Scherer Cell 1-CCR

Sanitas™ v.10.0.16b Software licensed to . UG
Hollow symbols indicate censored values.

Exceeds Limit

Prediction Limit

Intrawell Parametric

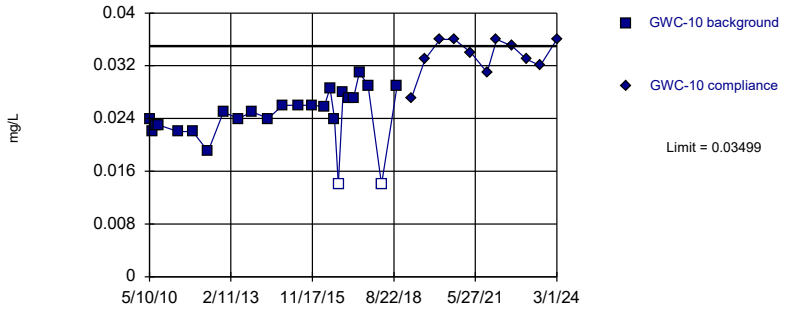

Background Data Summary: Mean=0.02434, Std. Dev.=0.004121, n=25, 8% NDs. Normality test: Shapiro Wilk @alpha = 0.01, calculated = 0.9043, critical = 0.888. Kappa = 2.585 (c=16, w=17, 1 of 2, event alpha = 0.05132). Report alpha = 0.0001937.

Constituent: Barium, Total Analysis Run 3/29/2024 11:31 AM View: Appendix I - Intrawell
Plant Scherer Data: Scherer Cell 1-CCR

Sanitas™ v.10.0.16b Software licensed to . UG
Hollow symbols indicate censored values.

Within Limit

Prediction Limit

Intrawell Parametric

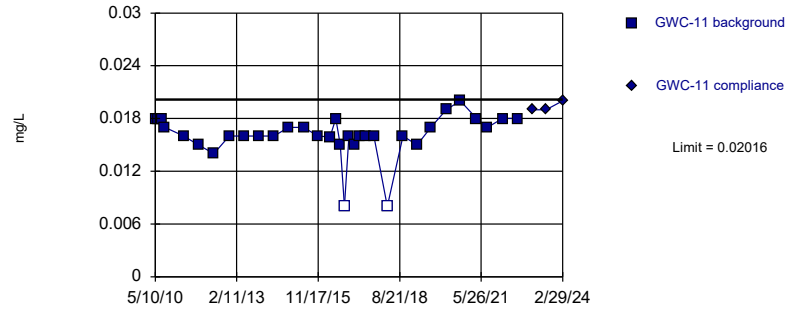

Background Data Summary (based on cube transformation): Mean=0.000004442, Std. Dev.=0.00000151, n=33, 6.061% NDs. Normality test: Shapiro Wilk @alpha = 0.01, calculated = 0.9105, critical = 0.906. Kappa = 2.481 (c=16, w=17, 1 of 2, event alpha = 0.05132). Report alpha = 0.0001937.

Constituent: Barium, Total Analysis Run 3/29/2024 11:31 AM View: Appendix I - Intrawell
Plant Scherer Data: Scherer Cell 1-CCR

Sanitas™ v.10.0.16b Software licensed to . UG
Hollow symbols indicate censored values.

Within Limit

Prediction Limit

Intrawell Parametric

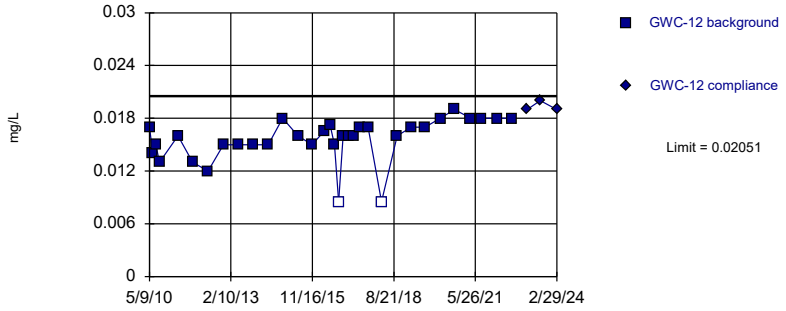

Background Data Summary (based on square transformation): Mean=0.0002503, Std. Dev.=0.00006867, n=33, 6.061% NDs. Normality test: Shapiro Wilk @alpha = 0.01, calculated = 0.912, critical = 0.906. Kappa = 2.481 (c=16, w=17, 1 of 2, event alpha = 0.05132). Report alpha = 0.0001937.

Constituent: Barium, Total Analysis Run 3/29/2024 11:31 AM View: Appendix I - Intrawell
Plant Scherer Data: Scherer Cell 1-CCR

Sanitas™ v.10.0.16b Software licensed to . UG

Within Limit

Prediction Limit

Intrawell Parametric

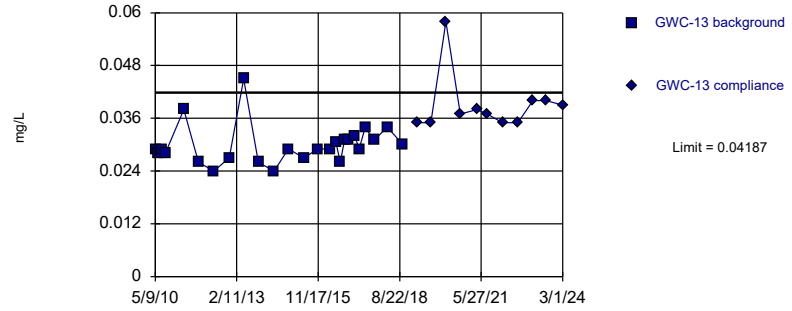

Background Data Summary (based on cube root transformation): Mean=0.3096, Std. Dev.=0.01457, n=25. Normality test: Shapiro Wilk @alpha = 0.01, calculated = 0.8937, critical = 0.888. Kappa = 2.585 (c=16, w=17, 1 of 2, event alpha = 0.05132). Report alpha = 0.0001937.

Constituent: Barium, Total Analysis Run 3/29/2024 11:31 AM View: Appendix I - Intrawell
Plant Scherer Data: Scherer Cell 1-CCR

Sanitas™ v.10.0.16b Software licensed to . UG
Hollow symbols indicate censored values.
Exceeds Limit

Prediction Limit

Intrawell Parametric

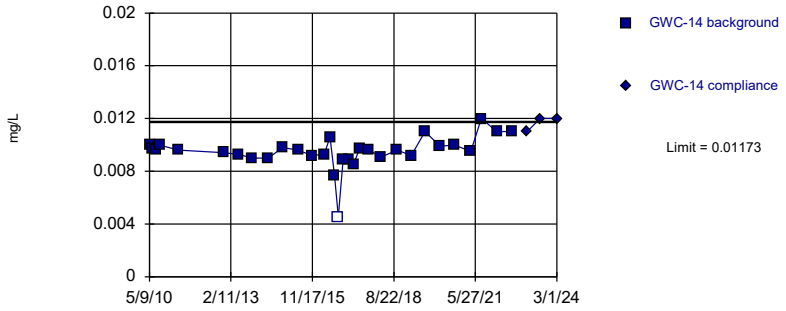

Background Data Summary (based on cube transformation): Mean=8.9e-7, Std. Dev.=2.9e-7, n=31, 3.226% NDs. Normality test: Shapiro Wilk @alpha = 0.01, calculated = 0.9162, critical = 0.902. Kappa = 2.5 (c=16, w=17, 1 of 2, event alpha = 0.05132). Report alpha = 0.0001937.

Constituent: Barium, Total Analysis Run 3/29/2024 11:31 AM View: Appendix I - Intrawell
Plant Scherer Data: Scherer Cell 1-CCR

Sanitas™ v.10.0.16b Software licensed to . UG
Hollow symbols indicate censored values.
Within Limit

Prediction Limit

Intrawell Parametric

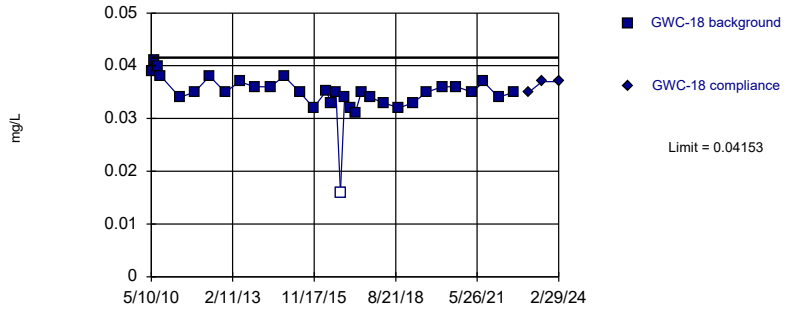

Background Data Summary (based on cube transformation): Mean=0.00004329, Std. Dev.=0.00001142, n=33, 3.03% NDs. Normality test: Shapiro Wilk @alpha = 0.01, calculated = 0.9206, critical = 0.906. Kappa = 2.481 (c=16, w=17, 1 of 2, event alpha = 0.05132). Report alpha = 0.0001937.

Constituent: Barium, Total Analysis Run 3/29/2024 11:31 AM View: Appendix I - Intrawell
Plant Scherer Data: Scherer Cell 1-CCR

Sanitas™ v.10.0.16b Software licensed to . UG
Hollow symbols indicate censored values.
Exceeds Limit

Prediction Limit

Intrawell Parametric

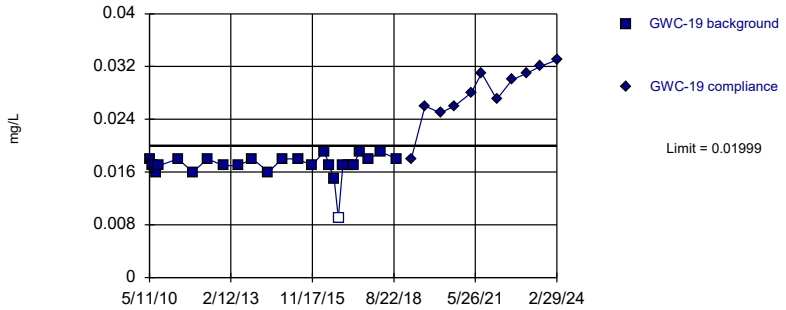

Background Data Summary (based on x^4 transformation): Mean=9.0e-8, Std. Dev.=2.7e-8, n=25, 4% NDs. Normality test: Shapiro Wilk @alpha = 0.01, calculated = 0.8905, critical = 0.888. Kappa = 2.585 (c=16, w=17, 1 of 2, event alpha = 0.05132). Report alpha = 0.0001937.

Constituent: Barium, Total Analysis Run 3/29/2024 11:31 AM View: Appendix I - Intrawell
Plant Scherer Data: Scherer Cell 1-CCR

Sanitas™ v.10.0.16b Software licensed to . UG
Within Limit

Prediction Limit

Intrawell Parametric

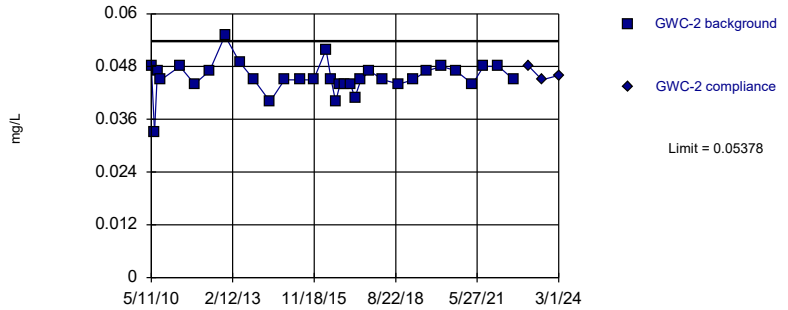

Background Data Summary (based on square transformation): Mean=0.002076, Std. Dev.=0.000329, n=33. Normality test: Shapiro Wilk @alpha = 0.01, calculated = 0.9084, critical = 0.906. Kappa = 2.481 (c=16, w=17, 1 of 2, event alpha = 0.05132). Report alpha = 0.0001937.

Constituent: Barium, Total Analysis Run 3/29/2024 11:31 AM View: Appendix I - Intrawell
Plant Scherer Data: Scherer Cell 1-CCR

Sanitas™ v.10.0.16b Software licensed to . UG
Hollow symbols indicate censored values.

Exceeds Limit

Prediction Limit

Intrawell Parametric

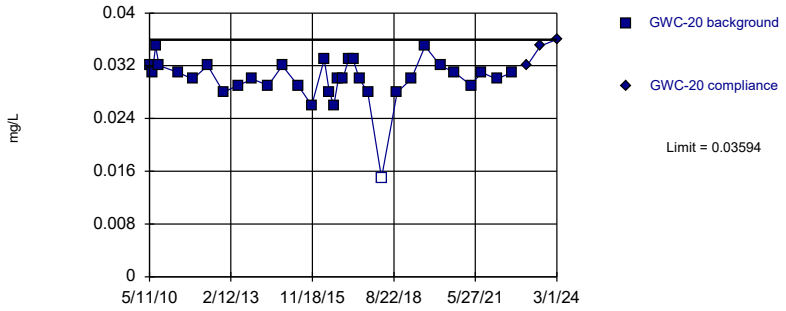

Background Data Summary (based on cube transformation): Mean=0.00002786, Std. Dev.=0.000007479, n=33, 3.03% NDs. Normality test: Shapiro Wilk @alpha = 0.01, calculated = 0.9375, critical = 0.906. Kappa = 2.481 (c=16, w=17, 1 of 2, event alpha = 0.05132). Report alpha = 0.0001937.

Constituent: Barium, Total Analysis Run 3/29/2024 11:32 AM View: Appendix I - Intrawell
Plant Scherer Data: Scherer Cell 1-CCR

Sanitas™ v.10.0.16b Software licensed to . UG
Hollow symbols indicate censored values.

Within Limit

Prediction Limit

Intrawell Non-parametric

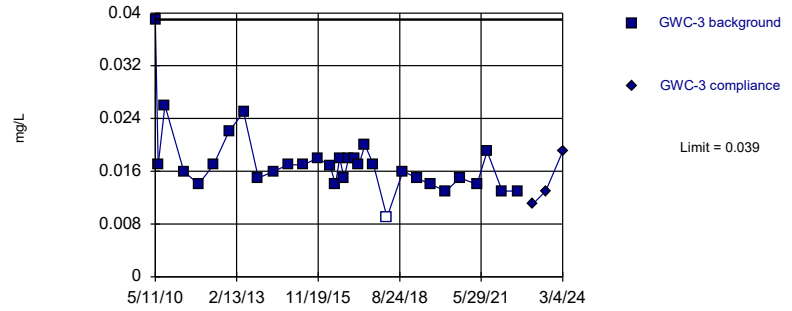

Non-parametric test used in lieu of parametric prediction limit because the Shapiro Wilk normality test showed the data to be non-normal at the 0.01 alpha level. Limit is highest of 32 background values. 3.125% NDs. Well-constituent pair annual alpha = 0.003603. Individual comparison alpha = 0.001803 (1 of 2).

Constituent: Barium, Total Analysis Run 3/29/2024 11:32 AM View: Appendix I - Intrawell
Plant Scherer Data: Scherer Cell 1-CCR

Sanitas™ v.10.0.16b Software licensed to . UG

Exceeds Limit

Prediction Limit

Intrawell Parametric

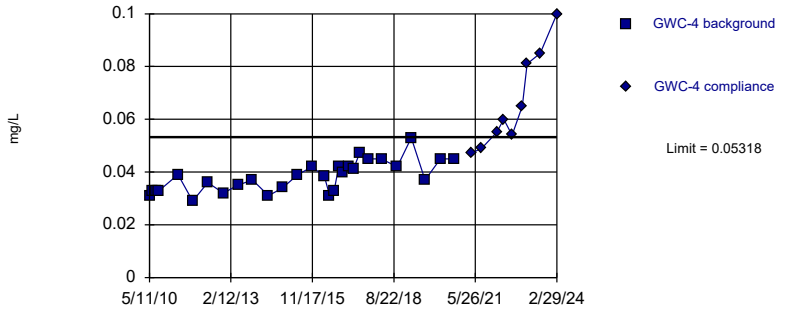

Background Data Summary: Mean=0.0383, Std. Dev.=0.005897, n=29. Normality test: Shapiro Wilk @alpha = 0.01, calculated = 0.9543, critical = 0.898. Kappa = 2.524 (c=16, w=17, 1 of 2, event alpha = 0.05132). Report alpha = 0.0001937.

Constituent: Barium, Total Analysis Run 3/29/2024 11:32 AM View: Appendix I - Intrawell
Plant Scherer Data: Scherer Cell 1-CCR

Sanitas™ v.10.0.16b Software licensed to . UG

Within Limit

Prediction Limit

Intrawell Parametric

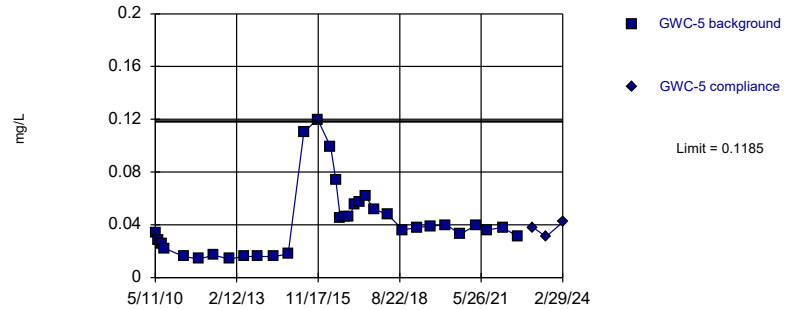

Background Data Summary (based on square root transformation): Mean=0.196, Std. Dev.=0.05974, n=33. Normality test: Shapiro Wilk @alpha = 0.01, calculated = 0.9162, critical = 0.906. Kappa = 2.481 (c=16, w=17, 1 of 2, event alpha = 0.05132). Report alpha = 0.0001937.

Constituent: Barium, Total Analysis Run 3/29/2024 11:32 AM View: Appendix I - Intrawell
Plant Scherer Data: Scherer Cell 1-CCR

Sanitas™ v.10.0.16b Software licensed to . UG

Within Limit

Prediction Limit

Intrawell Parametric

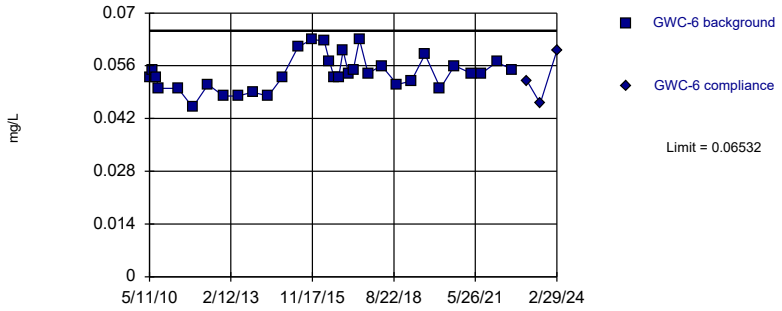

Background Data Summary: Mean=0.05402, Std. Dev.=0.004555, n=33. Normality test: Shapiro Wilk @alpha = 0.01, calculated = 0.9593, critical = 0.906. Kappa = 2.481 (c=16, w=17, 1 of 2, event alpha = 0.05132). Report alpha = 0.0001937.

Constituent: Barium, Total Analysis Run 3/29/2024 11:32 AM View: Appendix I - Intrawell

Plant Scherer Data: Scherer Cell 1-CCR

Sanitas™ v.10.0.16b Software licensed to . UG

Within Limit

Prediction Limit

Intrawell Parametric

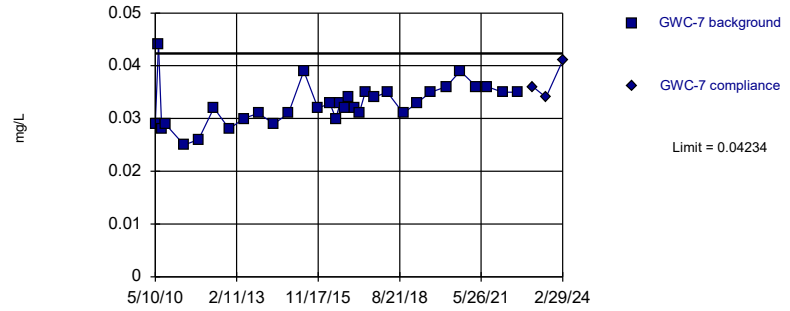

Background Data Summary: Mean=0.03266, Std. Dev.=0.003902, n=33. Normality test: Shapiro Wilk @alpha = 0.01, calculated = 0.9702, critical = 0.906. Kappa = 2.481 (c=16, w=17, 1 of 2, event alpha = 0.05132). Report alpha = 0.0001937.

Constituent: Barium, Total Analysis Run 3/29/2024 11:32 AM View: Appendix I - Intrawell

Plant Scherer Data: Scherer Cell 1-CCR

Sanitas™ v.10.0.16b Software licensed to . UG

Within Limit

Prediction Limit

Intrawell Parametric

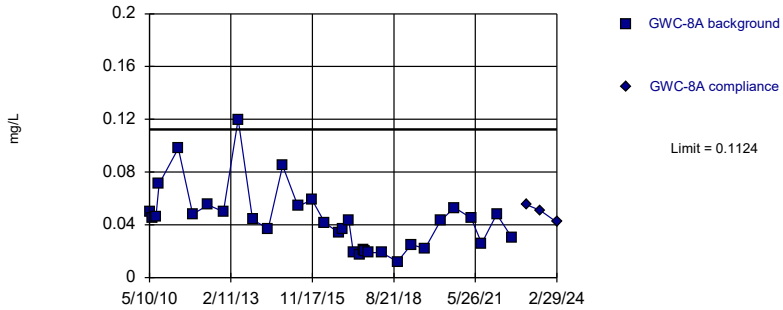

Background Data Summary (based on square root transformation): Mean=0.2018, Std. Dev.=0.05378, n=33. Normality test: Shapiro Wilk @alpha = 0.01, calculated = 0.948, critical = 0.906. Kappa = 2.481 (c=16, w=17, 1 of 2, event alpha = 0.05132). Report alpha = 0.0001937.

Constituent: Barium, Total Analysis Run 3/29/2024 11:32 AM View: Appendix I - Intrawell

Plant Scherer Data: Scherer Cell 1-CCR

Sanitas™ v.10.0.16b Software licensed to . UG

Hollow symbols indicate censored values.

Within Limit

Prediction Limit

Intrawell Parametric

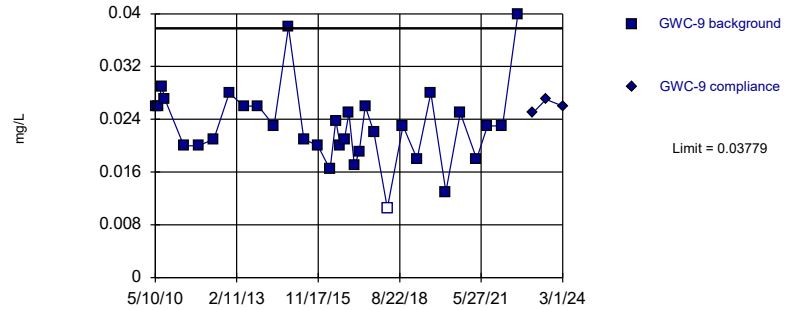

Background Data Summary: Mean=0.02311, Std. Dev.=0.005916, n=33, 3.03% NDs. Normality test: Shapiro Wilk @alpha = 0.01, calculated = 0.9377, critical = 0.906. Kappa = 2.481 (c=16, w=17, 1 of 2, event alpha = 0.05132). Report alpha = 0.0001937.

Constituent: Barium, Total Analysis Run 3/29/2024 11:32 AM View: Appendix I - Intrawell

Plant Scherer Data: Scherer Cell 1-CCR

Sanitas™ v.10.0.16b Software licensed to . UG
Hollow symbols indicate censored values.
Within Limit

Prediction Limit

Intrawell Non-parametric

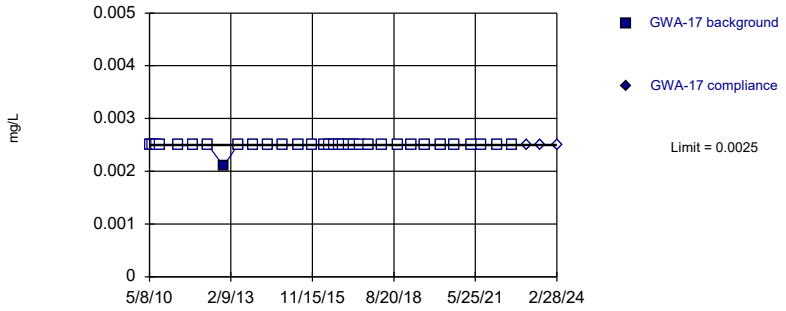

Non-parametric test used in lieu of parametric prediction limit because censored data exceeded 50%. Limit is highest of 33 background values. 96.97% NDs. Well-constituent pair annual alpha = 0.003399. Individual comparison alpha = 0.001701 (1 of 2).

Constituent: Beryllium, Total Analysis Run 3/29/2024 11:32 AM View: Appendix I - Intrawell
Plant Scherer Data: Scherer Cell 1-CCR

Sanitas™ v.10.0.16b Software licensed to . UG
Hollow symbols indicate censored values.
Within Limit

Prediction Limit

Intrawell Non-parametric

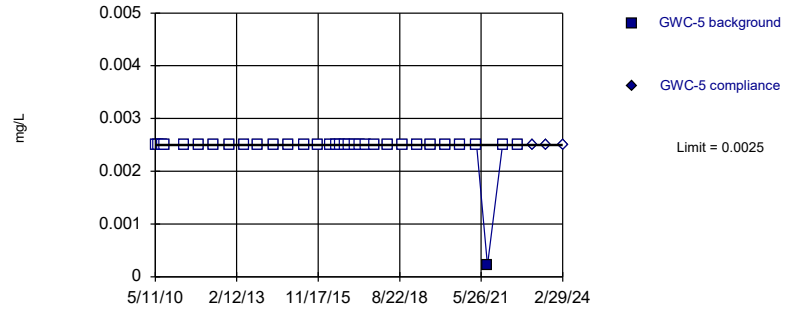

Non-parametric test used in lieu of parametric prediction limit because censored data exceeded 50%. Limit is highest of 33 background values. 96.97% NDs. Well-constituent pair annual alpha = 0.003399. Individual comparison alpha = 0.001701 (1 of 2).

Constituent: Beryllium, Total Analysis Run 3/29/2024 11:32 AM View: Appendix I - Intrawell
Plant Scherer Data: Scherer Cell 1-CCR

Sanitas™ v.10.0.16b Software licensed to . UG
Hollow symbols indicate censored values.
Within Limit

Prediction Limit

Intrawell Non-parametric

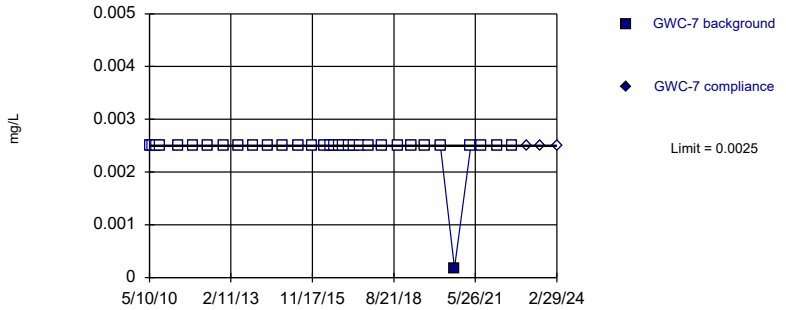

Non-parametric test used in lieu of parametric prediction limit because censored data exceeded 50%. Limit is highest of 33 background values. 96.97% NDs. Well-constituent pair annual alpha = 0.003399. Individual comparison alpha = 0.001701 (1 of 2).

Constituent: Beryllium, Total Analysis Run 3/29/2024 11:32 AM View: Appendix I - Intrawell
Plant Scherer Data: Scherer Cell 1-CCR

Sanitas™ v.10.0.16b Software licensed to . UG
Hollow symbols indicate censored values.
Within Limit

Prediction Limit

Intrawell Non-parametric

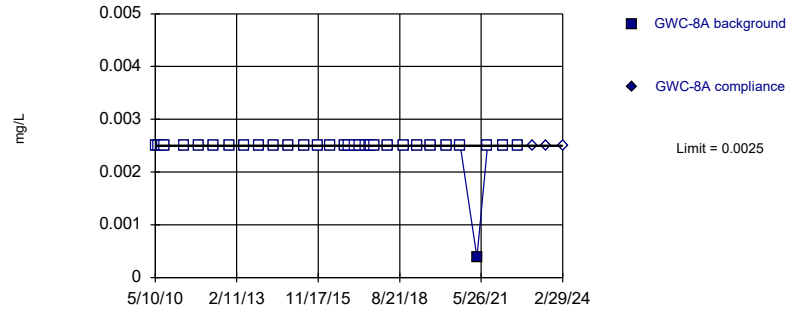

Non-parametric test used in lieu of parametric prediction limit because censored data exceeded 50%. Limit is highest of 33 background values. 96.97% NDs. Well-constituent pair annual alpha = 0.003399. Individual comparison alpha = 0.001701 (1 of 2).

Constituent: Beryllium, Total Analysis Run 3/29/2024 11:32 AM View: Appendix I - Intrawell
Plant Scherer Data: Scherer Cell 1-CCR

Sanitas™ v.10.0.16b Software licensed to . UG
Hollow symbols indicate censored values.
Within Limit

Prediction Limit

Intrawell Non-parametric

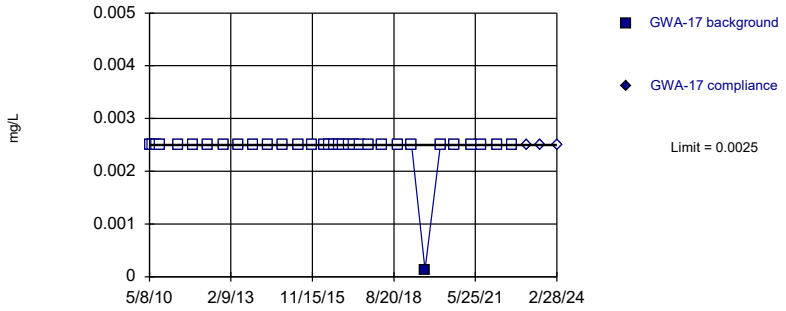

Non-parametric test used in lieu of parametric prediction limit because censored data exceeded 50%. Limit is highest of 33 background values. 96.97% NDs. Well-constituent pair annual alpha = 0.003399. Individual comparison alpha = 0.001701 (1 of 2).

Constituent: Cadmium, Total Analysis Run 3/29/2024 11:32 AM View: Appendix I - Intrawell
Plant Scherer Data: Scherer Cell 1-CCR

Sanitas™ v.10.0.16b Software licensed to . UG
Hollow symbols indicate censored values.
Within Limit

Prediction Limit

Intrawell Non-parametric

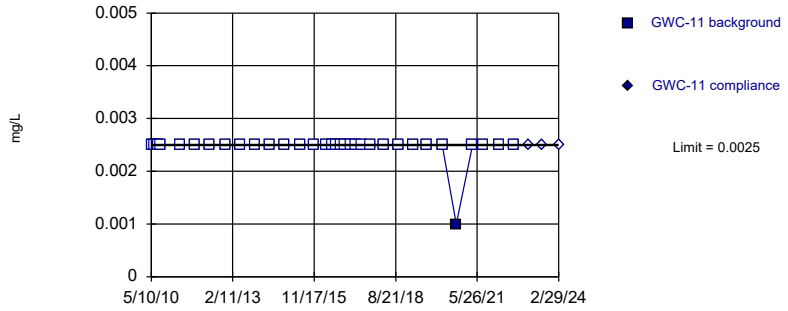

Non-parametric test used in lieu of parametric prediction limit because censored data exceeded 50%. Limit is highest of 33 background values. 96.97% NDs. Well-constituent pair annual alpha = 0.003399. Individual comparison alpha = 0.001701 (1 of 2).

Constituent: Cadmium, Total Analysis Run 3/29/2024 11:32 AM View: Appendix I - Intrawell
Plant Scherer Data: Scherer Cell 1-CCR

Sanitas™ v.10.0.16b Software licensed to . UG
Hollow symbols indicate censored values.
Within Limit

Prediction Limit

Intrawell Non-parametric

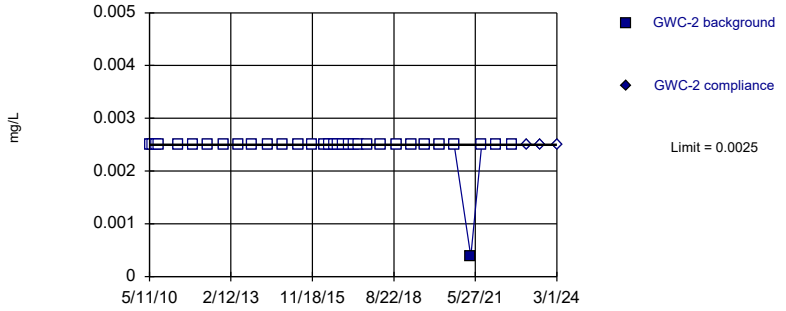

Non-parametric test used in lieu of parametric prediction limit because censored data exceeded 50%. Limit is highest of 33 background values. 96.97% NDs. Well-constituent pair annual alpha = 0.003399. Individual comparison alpha = 0.001701 (1 of 2).

Constituent: Cadmium, Total Analysis Run 3/29/2024 11:32 AM View: Appendix I - Intrawell
Plant Scherer Data: Scherer Cell 1-CCR

Sanitas™ v.10.0.16b Software licensed to . UG
Hollow symbols indicate censored values.
Within Limit

Prediction Limit

Intrawell Non-parametric

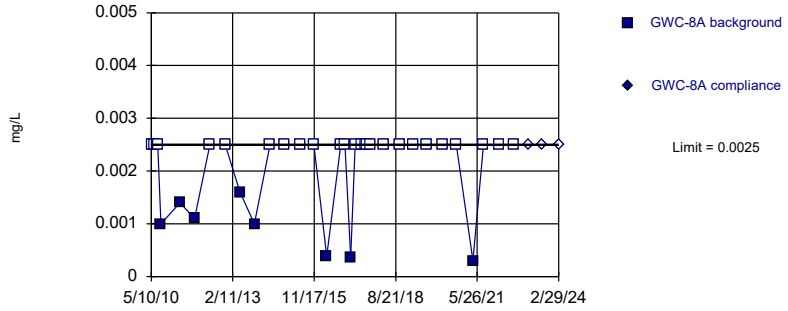

Non-parametric test used in lieu of parametric prediction limit because censored data exceeded 50%. Limit is highest of 33 background values. 75.76% NDs. Well-constituent pair annual alpha = 0.003399. Individual comparison alpha = 0.001701 (1 of 2).

Constituent: Cadmium, Total Analysis Run 3/29/2024 11:32 AM View: Appendix I - Intrawell
Plant Scherer Data: Scherer Cell 1-CCR

Sanitas™ v.10.0.16b Software licensed to . UG
Hollow symbols indicate censored values.
Within Limit

Prediction Limit

Intrawell Non-parametric

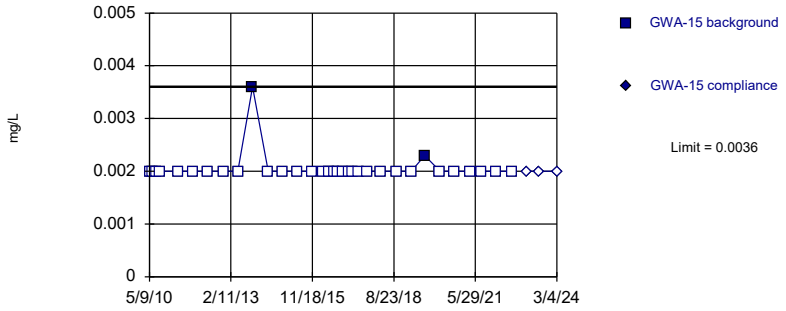

Non-parametric test used in lieu of parametric prediction limit because censored data exceeded 50%. Limit is highest of 33 background values. 93.94% NDs. Well-constituent pair annual alpha = 0.003399. Individual comparison alpha = 0.001701 (1 of 2).

Constituent: Chromium, Total Analysis Run 3/29/2024 11:32 AM View: Appendix I - Intrawell
Plant Scherer Data: Scherer Cell 1-CCR

Sanitas™ v.10.0.16b Software licensed to . UG
Hollow symbols indicate censored values.
Within Limit

Prediction Limit

Intrawell Parametric

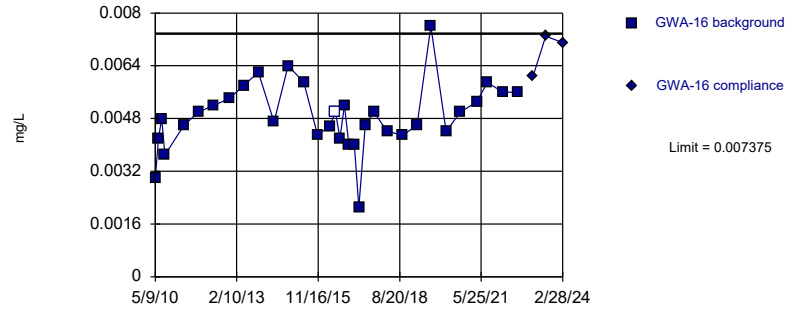

Background Data Summary: Mean=0.004866, Std. Dev.=0.001012, n=33, 3.03% NDs. Normality test: Shapiro Wilk @alpha = 0.01, calculated = 0.9729, critical = 0.906. Kappa = 2.481 (c=16, w=17, 1 of 2, event alpha = 0.05132). Report alpha = 0.0001937.

Constituent: Chromium, Total Analysis Run 3/29/2024 11:32 AM View: Appendix I - Intrawell
Plant Scherer Data: Scherer Cell 1-CCR

Sanitas™ v.10.0.16b Software licensed to . UG
Hollow symbols indicate censored values.
Within Limit

Prediction Limit

Intrawell Parametric

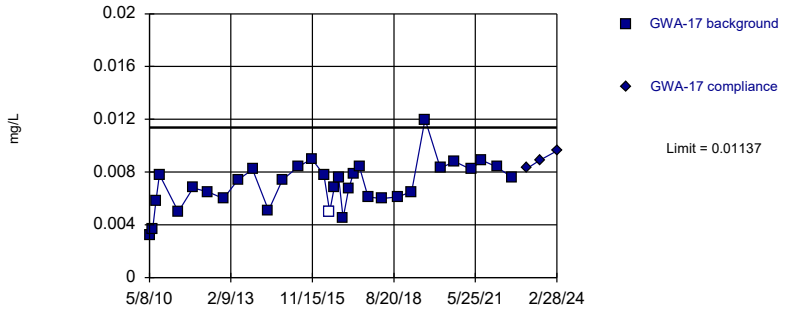

Background Data Summary: Mean=0.007027, Std. Dev.=0.001753, n=33, 3.03% NDs. Normality test: Shapiro Wilk @alpha = 0.01, calculated = 0.9666, critical = 0.906. Kappa = 2.481 (c=16, w=17, 1 of 2, event alpha = 0.05132). Report alpha = 0.0001937.

Constituent: Chromium, Total Analysis Run 3/29/2024 11:32 AM View: Appendix I - Intrawell
Plant Scherer Data: Scherer Cell 1-CCR

Sanitas™ v.10.0.16b Software licensed to . UG
Within Limit

Prediction Limit

Intrawell Parametric

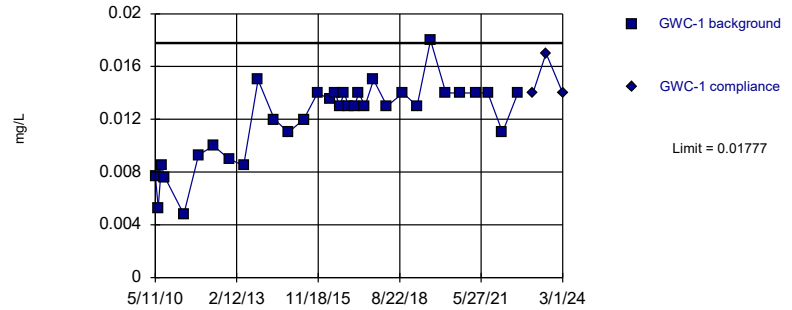

Background Data Summary (based on square transformation): Mean=0.0001527, Std. Dev.=0.00006579, n=33. Normality test: Shapiro Wilk @alpha = 0.01, calculated = 0.9222, critical = 0.906. Kappa = 2.481 (c=16, w=17, 1 of 2, event alpha = 0.05132). Report alpha = 0.0001937.

Constituent: Chromium, Total Analysis Run 3/29/2024 11:32 AM View: Appendix I - Intrawell
Plant Scherer Data: Scherer Cell 1-CCR

Sanitas™ v.10.0.16b Software licensed to . UG

Within Limit

Prediction Limit

Intrawell Parametric

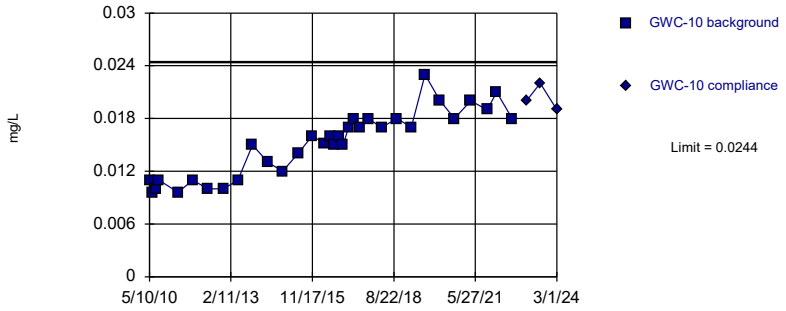

Background Data Summary: Mean=0.01519, Std. Dev.=0.003713, n=33. Normality test: Shapiro Wilk @alpha = 0.01, calculated = 0.9394, critical = 0.906. Kappa = 2.481 (c=16, w=17, 1 of 2, event alpha = 0.05132). Report alpha = 0.0001937.

Constituent: Chromium, Total Analysis Run 3/29/2024 11:32 AM View: Appendix I - Intrawell

Plant Scherer Data: Scherer Cell 1-CCR

Sanitas™ v.10.0.16b Software licensed to . UG

Hollow symbols indicate censored values.

Within Limit

Prediction Limit

Intrawell Non-parametric

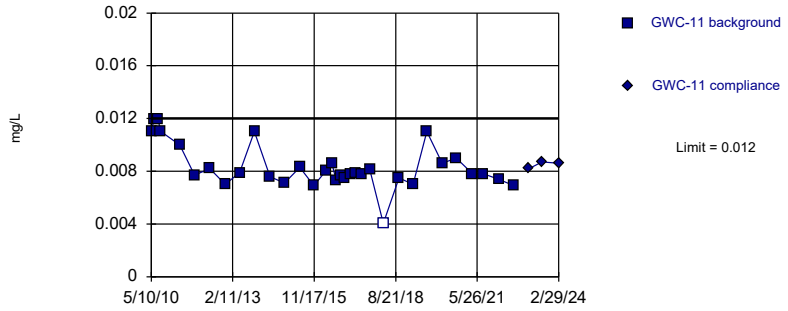

Non-parametric test used in lieu of parametric prediction limit because the Shapiro Wilk normality test showed the data to be non-normal at the 0.01 alpha level. Limit is highest of 33 background values. 3.03% NDs. Well-constituent pair annual alpha = 0.003399. Individual comparison alpha = 0.001701 (1 of 2).

Constituent: Chromium, Total Analysis Run 3/29/2024 11:32 AM View: Appendix I - Intrawell

Plant Scherer Data: Scherer Cell 1-CCR

Sanitas™ v.10.0.16b Software licensed to . UG

Hollow symbols indicate censored values.

Within Limit

Prediction Limit

Intrawell Non-parametric

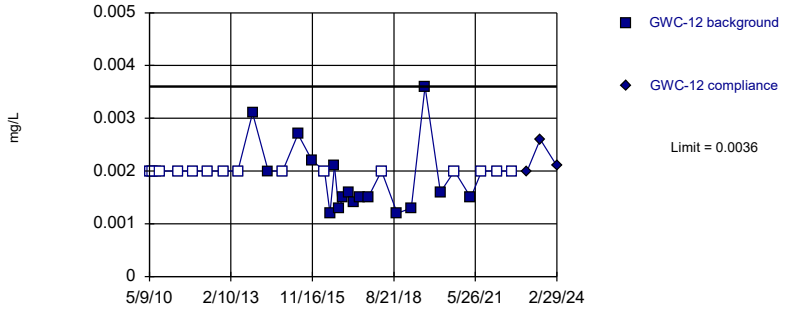

Non-parametric test used in lieu of parametric prediction limit because the Shapiro Wilk normality test showed the data to be non-normal at the 0.01 alpha level. Limit is highest of 33 background values. 45.45% NDs. Well-constituent pair annual alpha = 0.003399. Individual comparison alpha = 0.001701 (1 of 2).

Constituent: Chromium, Total Analysis Run 3/29/2024 11:32 AM View: Appendix I - Intrawell

Plant Scherer Data: Scherer Cell 1-CCR

Sanitas™ v.10.0.16b Software licensed to . UG

Within Limit

Prediction Limit

Intrawell Parametric

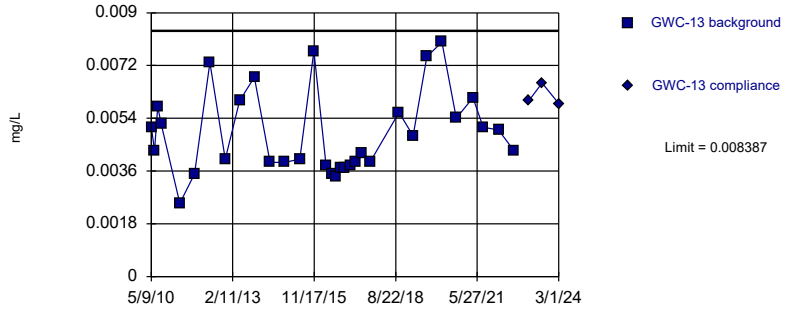

Background Data Summary: Mean=0.004866, Std. Dev.=0.001414, n=32. Normality test: Shapiro Wilk @alpha = 0.01, calculated = 0.9074, critical = 0.904. Kappa = 2.49 (c=16, w=17, 1 of 2, event alpha = 0.05132). Report alpha = 0.0001937.

Constituent: Chromium, Total Analysis Run 3/29/2024 11:32 AM View: Appendix I - Intrawell

Plant Scherer Data: Scherer Cell 1-CCR

Sanitas™ v.10.0.16b Software licensed to . UG
Hollow symbols indicate censored values.
Within Limit

Prediction Limit

Intrawell Non-parametric

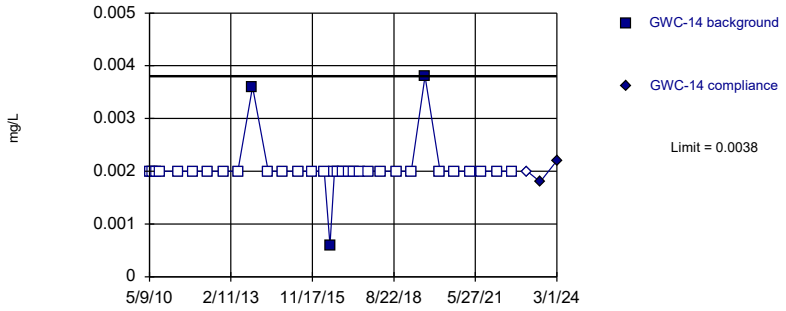

Non-parametric test used in lieu of parametric prediction limit because censored data exceeded 50%. Limit is highest of 33 background values. 90.91% NDs. Well-constituent pair annual alpha = 0.003399. Individual comparison alpha = 0.001701 (1 of 2).

Constituent: Chromium, Total Analysis Run 3/29/2024 11:32 AM View: Appendix I - Intrawell
Plant Scherer Data: Scherer Cell 1-CCR

Sanitas™ v.10.0.16b Software licensed to . UG
Within Limit

Prediction Limit

Intrawell Non-parametric

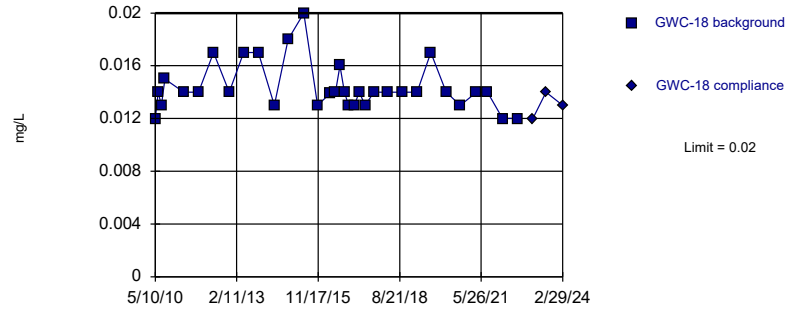

Non-parametric test used in lieu of parametric prediction limit because the Shapiro Wilk normality test showed the data to be non-normal at the 0.01 alpha level. Limit is highest of 33 background values. Well-constituent pair annual alpha = 0.003399. Individual comparison alpha = 0.001701 (1 of 2).

Constituent: Chromium, Total Analysis Run 3/29/2024 11:32 AM View: Appendix I - Intrawell
Plant Scherer Data: Scherer Cell 1-CCR

Sanitas™ v.10.0.16b Software licensed to . UG
Hollow symbols indicate censored values.
Within Limit

Prediction Limit

Intrawell Parametric

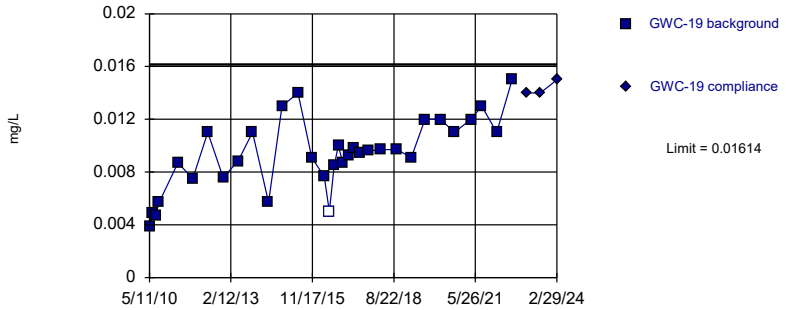

Background Data Summary: Mean=0.009335, Std. Dev.=0.002745, n=33, 3.03% NDs. Normality test: Shapiro Wilk @alpha = 0.01, calculated = 0.9697, critical = 0.906. Kappa = 2.481 (c=16, w=17, 1 of 2, event alpha = 0.05132). Report alpha = 0.0001937.

Constituent: Chromium, Total Analysis Run 3/29/2024 11:32 AM View: Appendix I - Intrawell
Plant Scherer Data: Scherer Cell 1-CCR

Sanitas™ v.10.0.16b Software licensed to . UG
Hollow symbols indicate censored values.
Within Limit

Prediction Limit

Intrawell Parametric

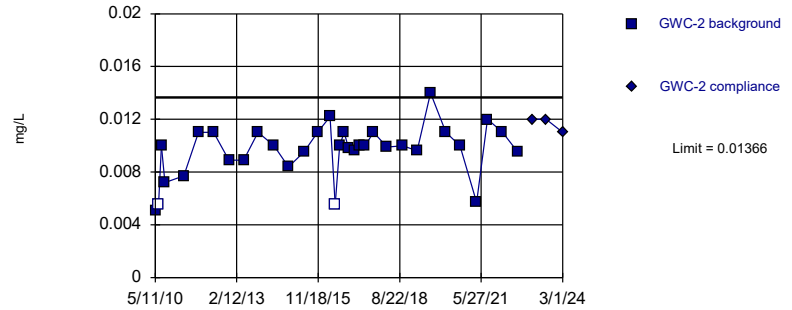

Background Data Summary (based on square transformation): Mean=0.00009621, Std. Dev.=0.0000364, n=33, 6.061% NDs. Normality test: Shapiro Wilk @alpha = 0.01, calculated = 0.9323, critical = 0.906. Kappa = 2.481 (c=16, w=17, 1 of 2, event alpha = 0.05132). Report alpha = 0.0001937.

Constituent: Chromium, Total Analysis Run 3/29/2024 11:32 AM View: Appendix I - Intrawell
Plant Scherer Data: Scherer Cell 1-CCR

Sanitas™ v.10.0.16b Software licensed to . UG
Hollow symbols indicate censored values.
Within Limit

Prediction Limit

Intrawell Parametric

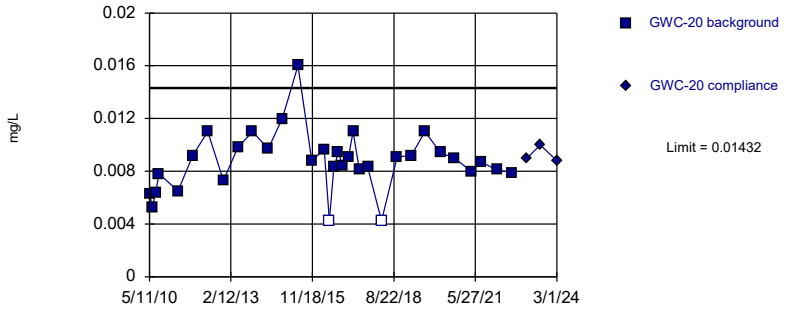

Background Data Summary: Mean=0.008735, Std. Dev.=0.002253, n=33, 6.061% NDs. Normality test: Shapiro Wilk @alpha = 0.01, calculated = 0.9385, critical = 0.906. Kappa = 2.481 (c=16, w=17, 1 of 2, event alpha = 0.05132). Report alpha = 0.0001937.

Constituent: Chromium, Total Analysis Run 3/29/2024 11:32 AM View: Appendix I - Intrawell
Plant Scherer Data: Scherer Cell 1-CCR

Sanitas™ v.10.0.16b Software licensed to . UG
Hollow symbols indicate censored values.
Within Limit

Prediction Limit

Intrawell Parametric

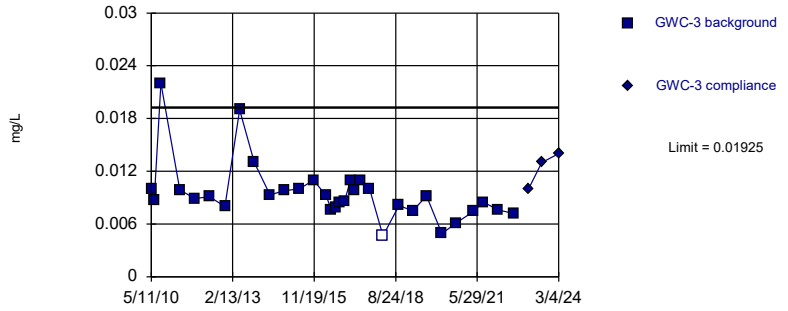

Background Data Summary (based on natural log transformation): Mean=-4.706, Std. Dev.=0.3037, n=32, 3.125% NDs. Normality test: Shapiro Wilk @alpha = 0.01, calculated = 0.9069, critical = 0.904. Kappa = 2.49 (c=16, w=17, 1 of 2, event alpha = 0.05132). Report alpha = 0.0001937.

Constituent: Chromium, Total Analysis Run 3/29/2024 11:32 AM View: Appendix I - Intrawell
Plant Scherer Data: Scherer Cell 1-CCR

Sanitas™ v.10.0.16b Software licensed to . UG
Hollow symbols indicate censored values.
Within Limit

Prediction Limit

Intrawell Parametric

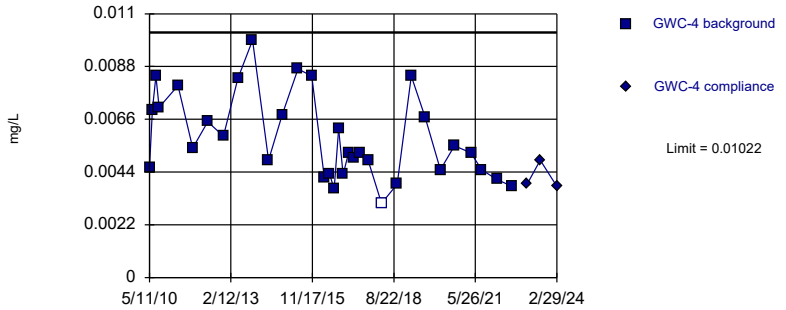

Background Data Summary: Mean=0.005836, Std. Dev.=0.001766, n=33, 3.03% NDs. Normality test: Shapiro Wilk @alpha = 0.01, calculated = 0.9302, critical = 0.906. Kappa = 2.481 (c=16, w=17, 1 of 2, event alpha = 0.05132). Report alpha = 0.0001937.

Constituent: Chromium, Total Analysis Run 3/29/2024 11:32 AM View: Appendix I - Intrawell
Plant Scherer Data: Scherer Cell 1-CCR

Sanitas™ v.10.0.16b Software licensed to . UG
Hollow symbols indicate censored values.
Within Limit

Prediction Limit

Intrawell Parametric

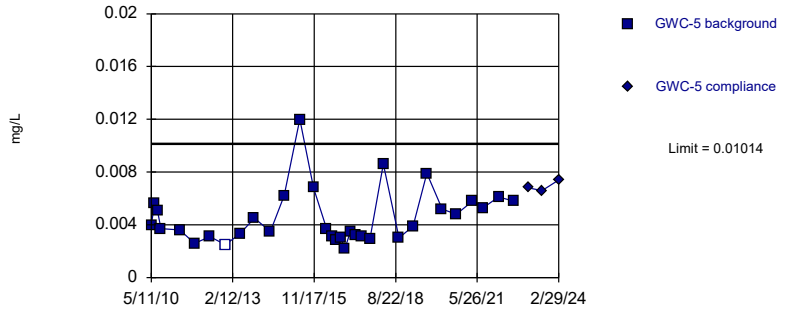

Background Data Summary (based on square root transformation): Mean=0.06609, Std. Dev.=0.01395, n=33, 3.03% NDs. Normality test: Shapiro Wilk @alpha = 0.01, calculated = 0.9075, critical = 0.906. Kappa = 2.481 (c=16, w=17, 1 of 2, event alpha = 0.05132). Report alpha = 0.0001937.

Constituent: Chromium, Total Analysis Run 3/29/2024 11:32 AM View: Appendix I - Intrawell
Plant Scherer Data: Scherer Cell 1-CCR

Sanitas™ v.10.0.16b Software licensed to . UG
Hollow symbols indicate censored values.
Within Limit

Prediction Limit

Intrawell Parametric

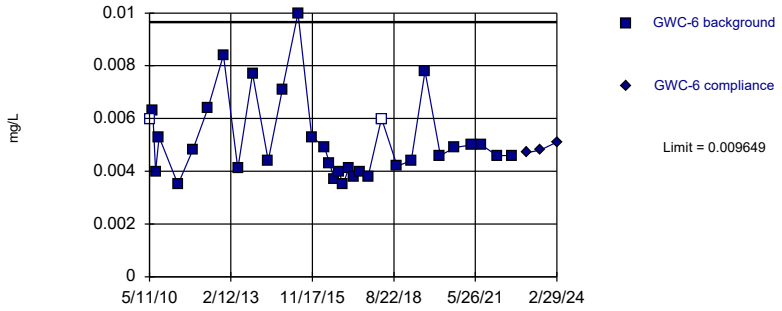

Background Data Summary (based on natural log transformation): Mean=-5.302, Std. Dev.=0.2667, n=33, 6.061% NDs. Normality test: Shapiro Wilk @alpha = 0.01, calculated = 0.9178, critical = 0.906. Kappa = 2.481 (c=16, w=17, 1 of 2, event alpha = 0.05132). Report alpha = 0.0001937.

Constituent: Chromium, Total Analysis Run 3/29/2024 11:32 AM View: Appendix I - Intrawell
Plant Scherer Data: Scherer Cell 1-CCR

Sanitas™ v.10.0.16b Software licensed to . UG
Within Limit

Prediction Limit

Intrawell Non-parametric

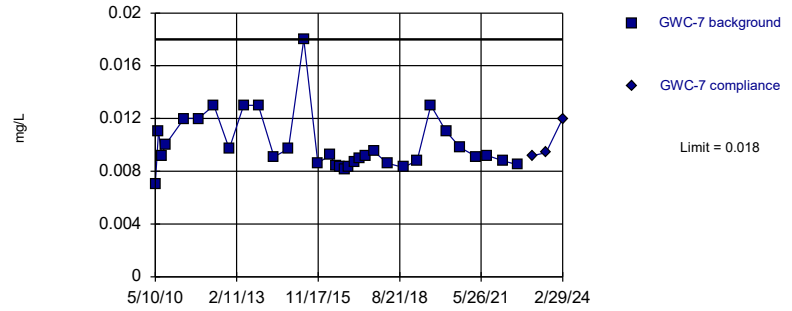

Non-parametric test used in lieu of parametric prediction limit because the Shapiro Wilk normality test showed the data to be non-normal at the 0.01 alpha level. Limit is highest of 33 background values. Well-constituent pair annual alpha = 0.003399. Individual comparison alpha = 0.001701 (1 of 2).

Constituent: Chromium, Total Analysis Run 3/29/2024 11:32 AM View: Appendix I - Intrawell
Plant Scherer Data: Scherer Cell 1-CCR

Sanitas™ v.10.0.16b Software licensed to . UG
Hollow symbols indicate censored values.
Within Limit

Prediction Limit

Intrawell Non-parametric

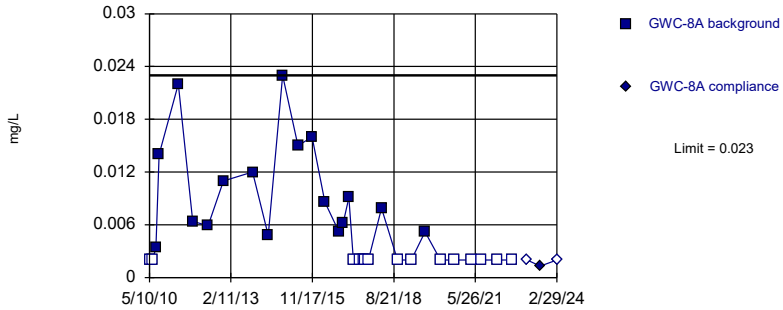

Non-parametric test used in lieu of parametric prediction limit because the Shapiro Wilk normality test showed the data to be non-normal at the 0.01 alpha level. Limit is highest of 32 background values. 46.88% NDs. Well-constituent pair annual alpha = 0.003603. Individual comparison alpha = 0.001803 (1 of 2).

Constituent: Chromium, Total Analysis Run 3/29/2024 11:32 AM View: Appendix I - Intrawell
Plant Scherer Data: Scherer Cell 1-CCR

Sanitas™ v.10.0.16b Software licensed to . UG
Hollow symbols indicate censored values.
Within Limit

Prediction Limit

Intrawell Parametric

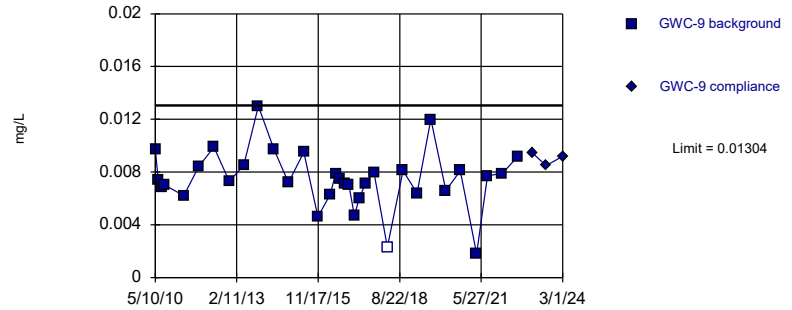

Background Data Summary: Mean=0.007481, Std. Dev.=0.002241, n=33, 3.03% NDs. Normality test: Shapiro Wilk @alpha = 0.01, calculated = 0.9456, critical = 0.906. Kappa = 2.481 (c=16, w=17, 1 of 2, event alpha = 0.05132). Report alpha = 0.0001937.

Constituent: Chromium, Total Analysis Run 3/29/2024 11:32 AM View: Appendix I - Intrawell
Plant Scherer Data: Scherer Cell 1-CCR

Sanitas™ v.10.0.16b Software licensed to . UG
Hollow symbols indicate censored values.
Within Limit

Prediction Limit

Intrawell Non-parametric

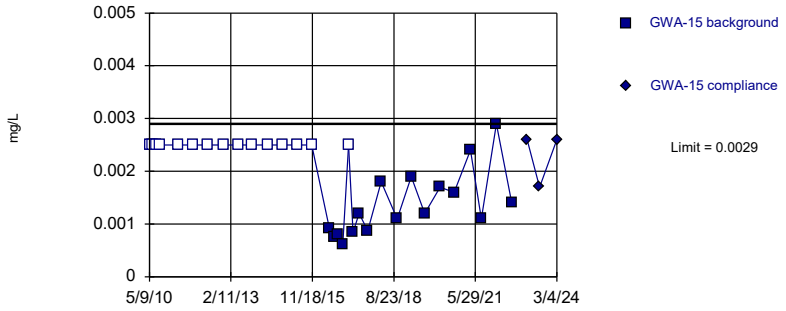

Non-parametric test used in lieu of parametric prediction limit because the Shapiro Wilk normality test showed the data to be non-normal at the 0.01 alpha level. Limit is highest of 32 background values. 46.88% NDs. Well-constituent pair annual alpha = 0.003603. Individual comparison alpha = 0.001803 (1 of 2).

Constituent: Cobalt, Total Analysis Run 3/29/2024 11:32 AM View: Appendix I - Intrawell
Plant Scherer Data: Scherer Cell 1-CCR

Sanitas™ v.10.0.16b Software licensed to . UG
Hollow symbols indicate censored values.
Within Limit

Prediction Limit

Intrawell Non-parametric

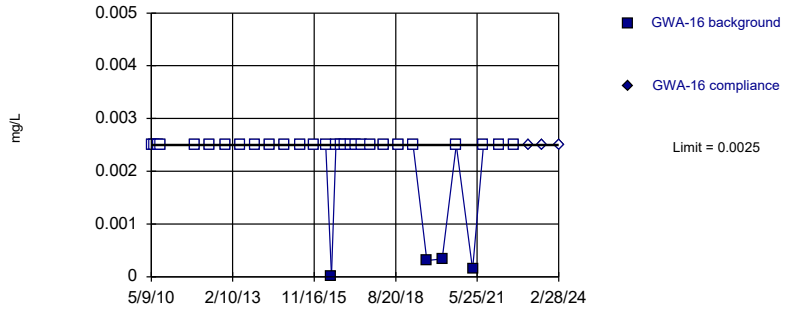

Non-parametric test used in lieu of parametric prediction limit because censored data exceeded 50%. Limit is highest of 32 background values. 87.5% NDs. Well-constituent pair annual alpha = 0.003603. Individual comparison alpha = 0.001803 (1 of 2).

Constituent: Cobalt, Total Analysis Run 3/29/2024 11:32 AM View: Appendix I - Intrawell
Plant Scherer Data: Scherer Cell 1-CCR

Sanitas™ v.10.0.16b Software licensed to . UG
Hollow symbols indicate censored values.
Within Limit

Prediction Limit

Intrawell Non-parametric

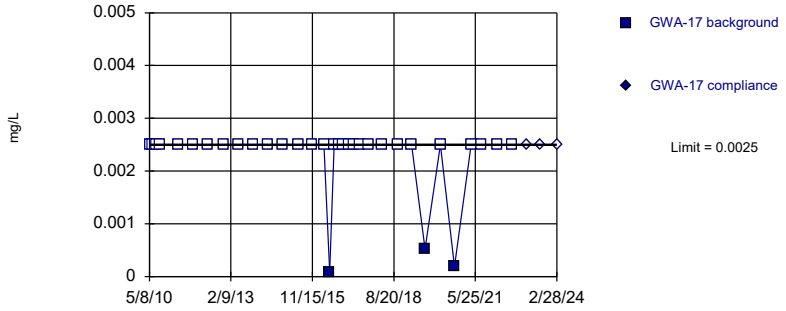

Non-parametric test used in lieu of parametric prediction limit because censored data exceeded 50%. Limit is highest of 33 background values. 90.91% NDs. Well-constituent pair annual alpha = 0.003399. Individual comparison alpha = 0.001701 (1 of 2).

Constituent: Cobalt, Total Analysis Run 3/29/2024 11:32 AM View: Appendix I - Intrawell
Plant Scherer Data: Scherer Cell 1-CCR

Sanitas™ v.10.0.16b Software licensed to . UG
Hollow symbols indicate censored values.
Within Limit

Prediction Limit

Intrawell Non-parametric

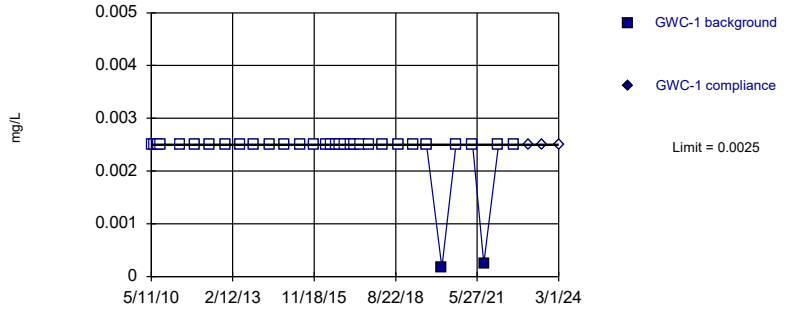

Non-parametric test used in lieu of parametric prediction limit because censored data exceeded 50%. Limit is highest of 33 background values. 93.94% NDs. Well-constituent pair annual alpha = 0.003399. Individual comparison alpha = 0.001701 (1 of 2).

Constituent: Cobalt, Total Analysis Run 3/29/2024 11:32 AM View: Appendix I - Intrawell
Plant Scherer Data: Scherer Cell 1-CCR

Sanitas™ v.10.0.16b Software licensed to . UG
Hollow symbols indicate censored values.
Within Limit

Prediction Limit

Intrawell Non-parametric

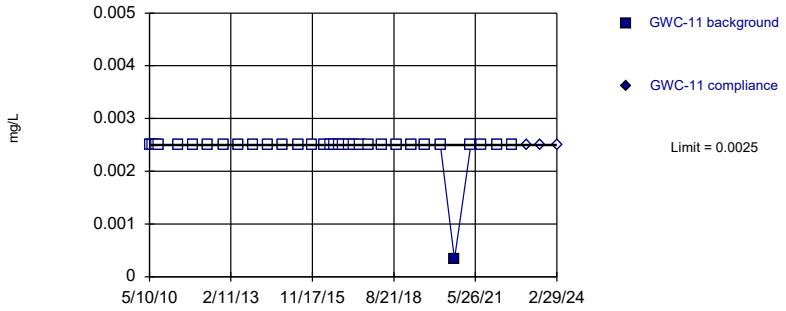

Non-parametric test used in lieu of parametric prediction limit because censored data exceeded 50%. Limit is highest of 33 background values. 96.97% NDs. Well-constituent pair annual alpha = 0.003399. Individual comparison alpha = 0.001701 (1 of 2).

Constituent: Cobalt, Total Analysis Run 3/29/2024 11:32 AM View: Appendix I - Intrawell
Plant Scherer Data: Scherer Cell 1-CCR

Sanitas™ v.10.0.16b Software licensed to . UG
Hollow symbols indicate censored values.
Within Limit

Prediction Limit

Intrawell Non-parametric

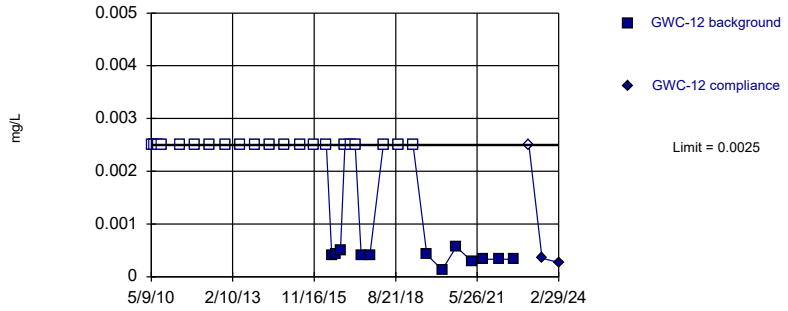

Non-parametric test used in lieu of parametric prediction limit because censored data exceeded 50%. Limit is highest of 33 background values. 63.64% NDs. Well-constituent pair annual alpha = 0.003399. Individual comparison alpha = 0.001701 (1 of 2).

Constituent: Cobalt, Total Analysis Run 3/29/2024 11:32 AM View: Appendix I - Intrawell
Plant Scherer Data: Scherer Cell 1-CCR

Sanitas™ v.10.0.16b Software licensed to . UG
Hollow symbols indicate censored values.
Within Limit

Prediction Limit

Intrawell Non-parametric

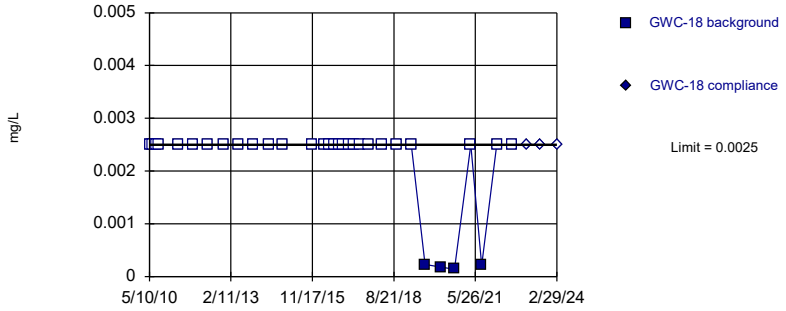

Non-parametric test used in lieu of parametric prediction limit because censored data exceeded 50%. Limit is highest of 32 background values. 87.5% NDs. Well-constituent pair annual alpha = 0.003603. Individual comparison alpha = 0.001803 (1 of 2).

Constituent: Cobalt, Total Analysis Run 3/29/2024 11:32 AM View: Appendix I - Intrawell
Plant Scherer Data: Scherer Cell 1-CCR

Sanitas™ v.10.0.16b Software licensed to . UG
Hollow symbols indicate censored values.
Within Limit

Prediction Limit

Intrawell Non-parametric

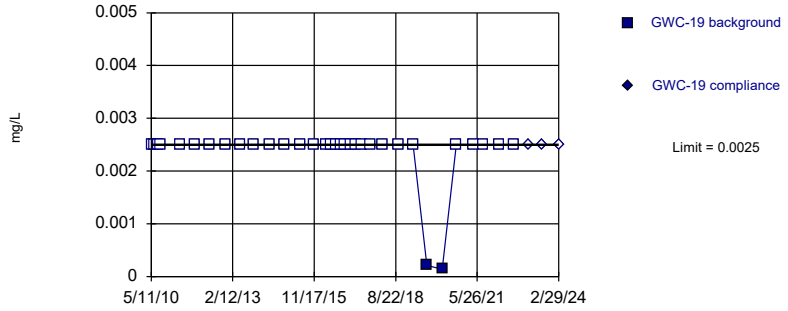

Non-parametric test used in lieu of parametric prediction limit because censored data exceeded 50%. Limit is highest of 33 background values. 93.94% NDs. Well-constituent pair annual alpha = 0.003399. Individual comparison alpha = 0.001701 (1 of 2).

Constituent: Cobalt, Total Analysis Run 3/29/2024 11:32 AM View: Appendix I - Intrawell
Plant Scherer Data: Scherer Cell 1-CCR

Sanitas™ v.10.0.16b Software licensed to . UG
Hollow symbols indicate censored values.
Within Limit

Prediction Limit

Intrawell Non-parametric

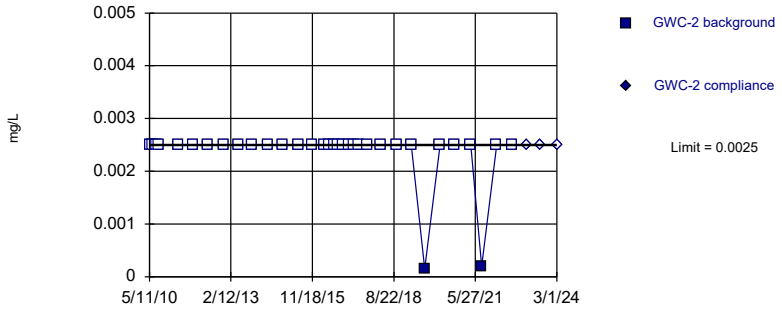

Non-parametric test used in lieu of parametric prediction limit because censored data exceeded 50%. Limit is highest of 33 background values. 93.94% NDs. Well-constituent pair annual alpha = 0.003399. Individual comparison alpha = 0.001701 (1 of 2).

Constituent: Cobalt, Total Analysis Run 3/29/2024 11:32 AM View: Appendix I - Intrawell
Plant Scherer Data: Scherer Cell 1-CCR

Sanitas™ v.10.0.16b Software licensed to . UG
Hollow symbols indicate censored values.
Within Limit

Prediction Limit

Intrawell Non-parametric

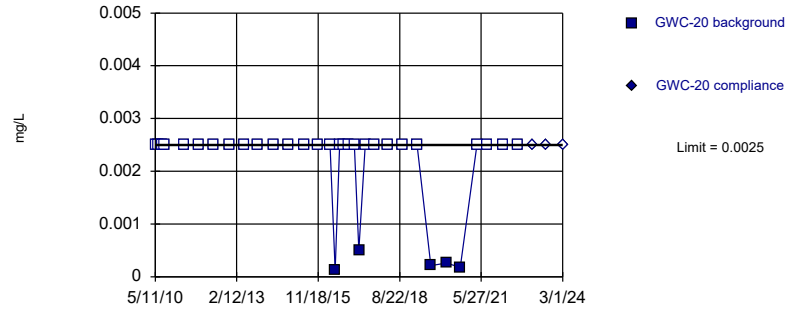

Non-parametric test used in lieu of parametric prediction limit because censored data exceeded 50%. Limit is highest of 33 background values. 84.85% NDs. Well-constituent pair annual alpha = 0.003399. Individual comparison alpha = 0.001701 (1 of 2).

Constituent: Cobalt, Total Analysis Run 3/29/2024 11:32 AM View: Appendix I - Intrawell
Plant Scherer Data: Scherer Cell 1-CCR

Sanitas™ v.10.0.16b Software licensed to . UG
Hollow symbols indicate censored values.
Within Limit

Prediction Limit

Intrawell Non-parametric

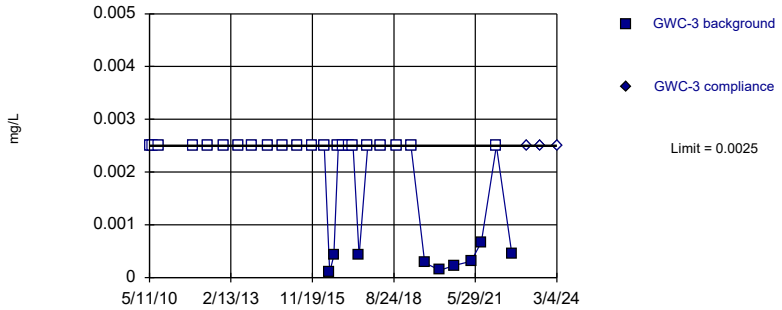

Non-parametric test used in lieu of parametric prediction limit because censored data exceeded 50%. Limit is highest of 31 background values. 70.97% NDs. Well-constituent pair annual alpha = 0.003807. Individual comparison alpha = 0.001905 (1 of 2).

Constituent: Cobalt, Total Analysis Run 3/29/2024 11:32 AM View: Appendix I - Intrawell
Plant Scherer Data: Scherer Cell 1-CCR

Sanitas™ v.10.0.16b Software licensed to . UG
Hollow symbols indicate censored values.
Within Limit

Prediction Limit

Intrawell Non-parametric

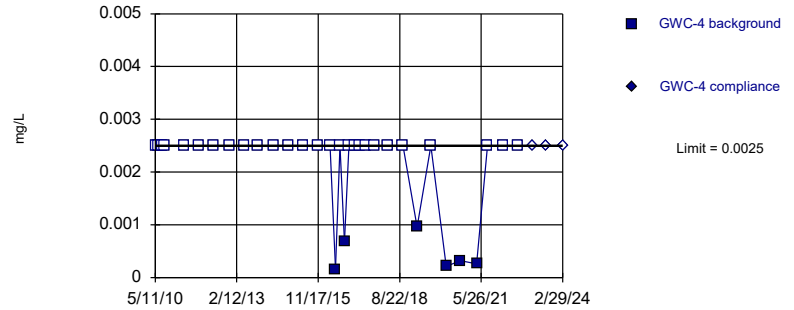

Non-parametric test used in lieu of parametric prediction limit because censored data exceeded 50%. Limit is highest of 33 background values. 81.82% NDs. Well-constituent pair annual alpha = 0.003399. Individual comparison alpha = 0.001701 (1 of 2).

Constituent: Cobalt, Total Analysis Run 3/29/2024 11:32 AM View: Appendix I - Intrawell
Plant Scherer Data: Scherer Cell 1-CCR

Sanitas™ v.10.0.16b Software licensed to . UG
Hollow symbols indicate censored values.
Within Limit

Prediction Limit

Intrawell Non-parametric

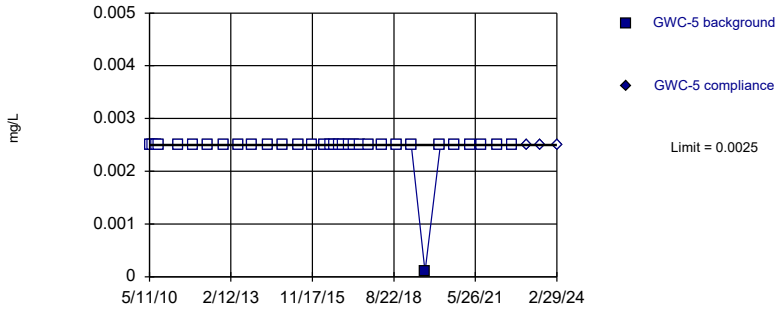

Non-parametric test used in lieu of parametric prediction limit because censored data exceeded 50%. Limit is highest of 33 background values. 96.97% NDs. Well-constituent pair annual alpha = 0.003399. Individual comparison alpha = 0.001701 (1 of 2).

Constituent: Cobalt, Total Analysis Run 3/29/2024 11:32 AM View: Appendix I - Intrawell
Plant Scherer Data: Scherer Cell 1-CCR

Sanitas™ v.10.0.16b Software licensed to . UG
Hollow symbols indicate censored values.
Within Limit

Prediction Limit

Intrawell Non-parametric

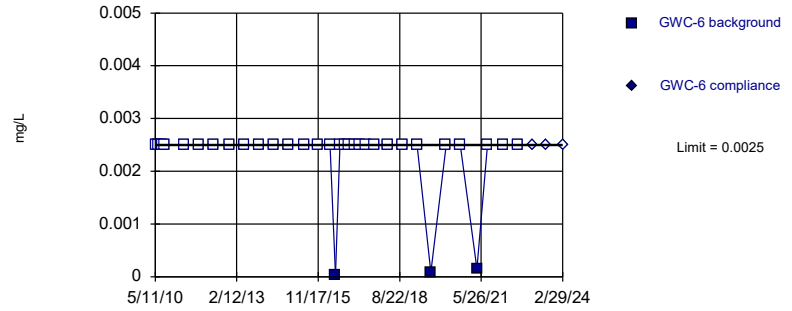

Non-parametric test used in lieu of parametric prediction limit because censored data exceeded 50%. Limit is highest of 33 background values. 90.91% NDs. Well-constituent pair annual alpha = 0.003399. Individual comparison alpha = 0.001701 (1 of 2).

Constituent: Cobalt, Total Analysis Run 3/29/2024 11:32 AM View: Appendix I - Intrawell
Plant Scherer Data: Scherer Cell 1-CCR

Sanitas™ v.10.0.16b Software licensed to . UG
Hollow symbols indicate censored values.
Within Limit

Prediction Limit

Intrawell Non-parametric

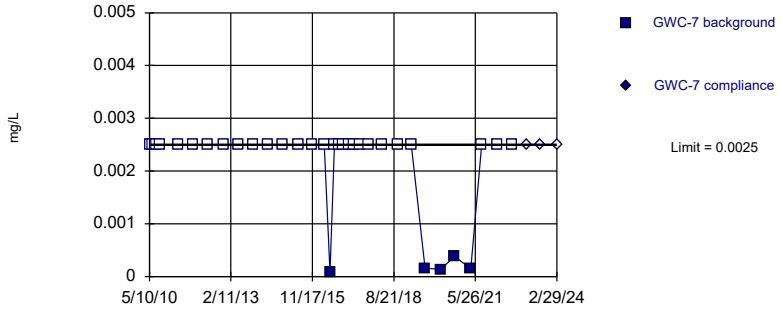

Non-parametric test used in lieu of parametric prediction limit because censored data exceeded 50%. Limit is highest of 33 background values. 84.85% NDs. Well-constituent pair annual alpha = 0.003399. Individual comparison alpha = 0.001701 (1 of 2).

Constituent: Cobalt, Total Analysis Run 3/29/2024 11:32 AM View: Appendix I - Intrawell
Plant Scherer Data: Scherer Cell 1-CCR

Sanitas™ v.10.0.16b Software licensed to . UG
Hollow symbols indicate censored values.
Within Limit

Prediction Limit

Intrawell Non-parametric

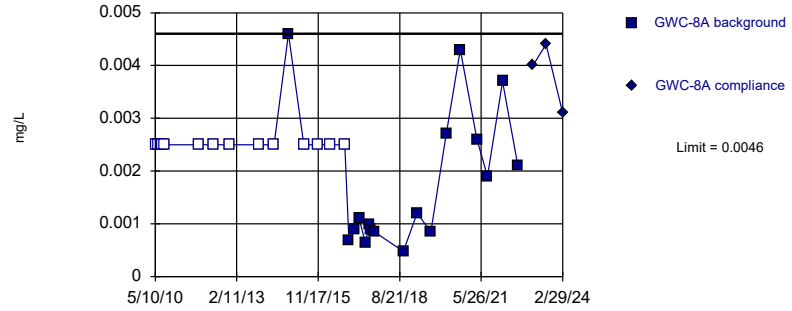

Non-parametric test used in lieu of parametric prediction limit because the Shapiro Wilk normality test showed the data to be non-normal at the 0.01 alpha level. Limit is highest of 30 background values. 43.33% NDs. Well-constituent pair annual alpha = 0.004011. Individual comparison alpha = 0.002008 (1 of 2).

Constituent: Cobalt, Total Analysis Run 3/29/2024 11:32 AM View: Appendix I - Intrawell
Plant Scherer Data: Scherer Cell 1-CCR

Sanitas™ v.10.0.16b Software licensed to . UG
Hollow symbols indicate censored values.
Within Limit

Prediction Limit

Intrawell Non-parametric

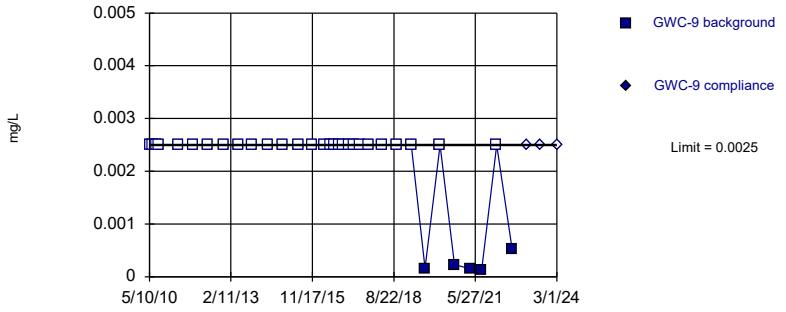

Non-parametric test used in lieu of parametric prediction limit because censored data exceeded 50%. Limit is highest of 33 background values. 84.85% NDs. Well-constituent pair annual alpha = 0.003399. Individual comparison alpha = 0.001701 (1 of 2).

Constituent: Cobalt, Total Analysis Run 3/29/2024 11:32 AM View: Appendix I - Intrawell
Plant Scherer Data: Scherer Cell 1-CCR

Sanitas™ v.10.0.16b Software licensed to . UG
Hollow symbols indicate censored values.
Within Limit

Prediction Limit

Intrawell Non-parametric

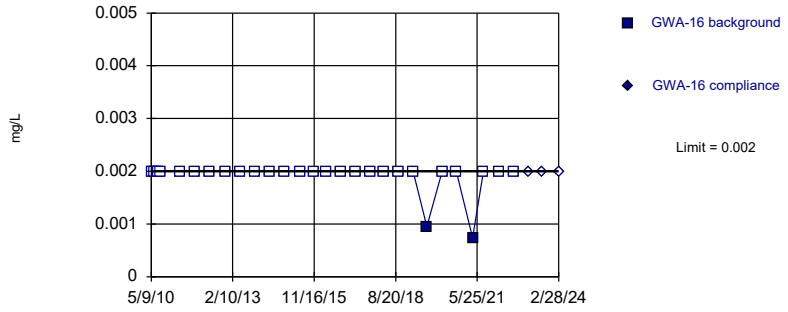

Non-parametric test used in lieu of parametric prediction limit because censored data exceeded 50%. Limit is highest of 28 background values. 92.86% NDs. Well-constituent pair annual alpha = 0.004669. Individual comparison alpha = 0.002337 (1 of 2).

Constituent: Copper Analysis Run 3/29/2024 11:32 AM View: Appendix I - Intrawell
Plant Scherer Data: Scherer Cell 1-CCR

Sanitas™ v.10.0.16b Software licensed to . UG
Hollow symbols indicate censored values.
Within Limit

Prediction Limit

Intrawell Non-parametric

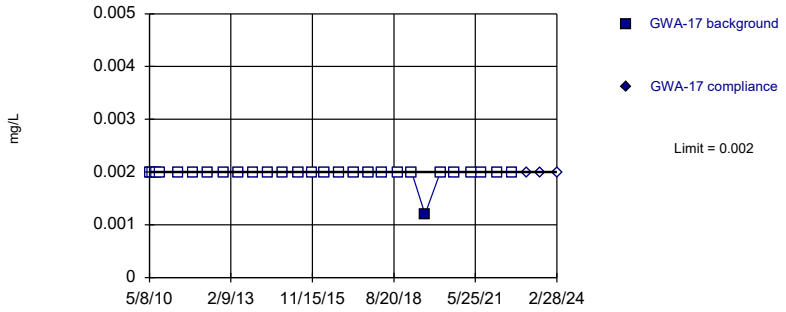

Non-parametric test used in lieu of parametric prediction limit because censored data exceeded 50%. Limit is highest of 28 background values. 96.43% NDs. Well-constituent pair annual alpha = 0.004669. Individual comparison alpha = 0.002337 (1 of 2).

Constituent: Copper Analysis Run 3/29/2024 11:32 AM View: Appendix I - Intrawell
Plant Scherer Data: Scherer Cell 1-CCR

Sanitas™ v.10.0.16b Software licensed to . UG
Hollow symbols indicate censored values.
Within Limit

Prediction Limit

Intrawell Non-parametric

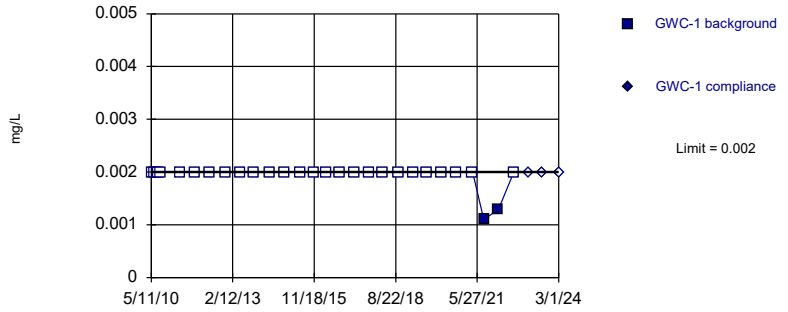

Non-parametric test used in lieu of parametric prediction limit because censored data exceeded 50%. Limit is highest of 28 background values. 92.86% NDs. Well-constituent pair annual alpha = 0.004669. Individual comparison alpha = 0.002337 (1 of 2).

Constituent: Copper Analysis Run 3/29/2024 11:32 AM View: Appendix I - Intrawell
Plant Scherer Data: Scherer Cell 1-CCR

Sanitas™ v.10.0.16b Software licensed to . UG
Hollow symbols indicate censored values.
Within Limit

Prediction Limit

Intrawell Non-parametric

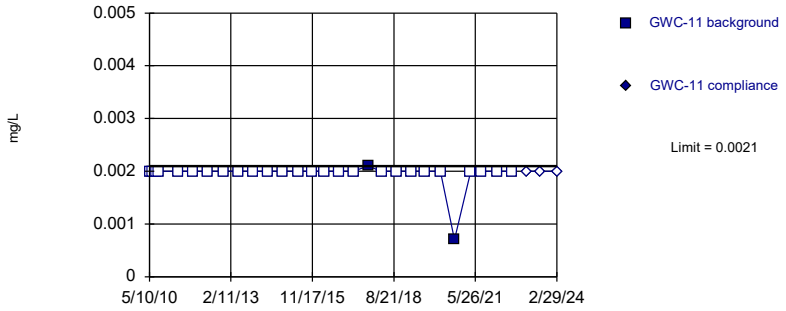

Non-parametric test used in lieu of parametric prediction limit because censored data exceeded 50%. Limit is highest of 28 background values. 92.86% NDs. Well-constituent pair annual alpha = 0.004669. Individual comparison alpha = 0.002337 (1 of 2).

Constituent: Copper Analysis Run 3/29/2024 11:32 AM View: Appendix I - Intrawell
Plant Scherer Data: Scherer Cell 1-CCR

Sanitas™ v.10.0.16b Software licensed to . UG
Hollow symbols indicate censored values.
Within Limit

Prediction Limit

Intrawell Non-parametric

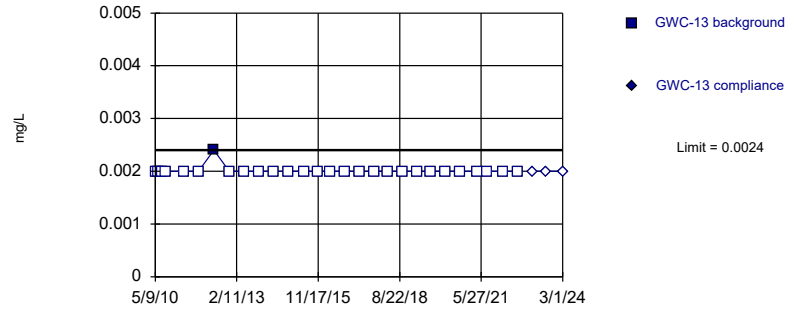

Non-parametric test used in lieu of parametric prediction limit because censored data exceeded 50%. Limit is highest of 28 background values. 96.43% NDs. Well-constituent pair annual alpha = 0.004669. Individual comparison alpha = 0.002337 (1 of 2).

Constituent: Copper Analysis Run 3/29/2024 11:32 AM View: Appendix I - Intrawell
Plant Scherer Data: Scherer Cell 1-CCR

Sanitas™ v.10.0.16b Software licensed to . UG
Hollow symbols indicate censored values.
Within Limit

Prediction Limit

Intrawell Non-parametric

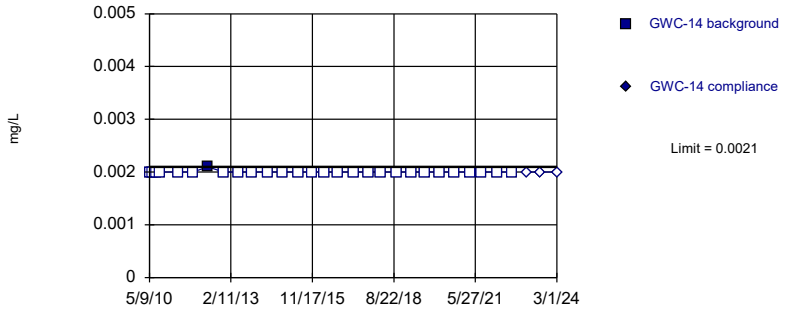

Non-parametric test used in lieu of parametric prediction limit because censored data exceeded 50%. Limit is highest of 28 background values. 96.43% NDs. Well-constituent pair annual alpha = 0.004669. Individual comparison alpha = 0.002337 (1 of 2).

Constituent: Copper Analysis Run 3/29/2024 11:32 AM View: Appendix I - Intrawell
Plant Scherer Data: Scherer Cell 1-CCR

Sanitas™ v.10.0.16b Software licensed to . UG
Hollow symbols indicate censored values.
Within Limit

Prediction Limit

Intrawell Non-parametric

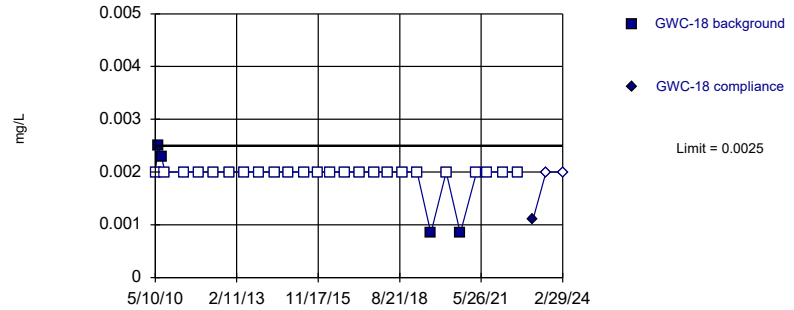

Non-parametric test used in lieu of parametric prediction limit because censored data exceeded 50%. Limit is highest of 28 background values. 85.71% NDs. Well-constituent pair annual alpha = 0.004669. Individual comparison alpha = 0.002337 (1 of 2).

Constituent: Copper Analysis Run 3/29/2024 11:32 AM View: Appendix I - Intrawell
Plant Scherer Data: Scherer Cell 1-CCR

Sanitas™ v.10.0.16b Software licensed to . UG
Hollow symbols indicate censored values.
Within Limit

Prediction Limit

Intrawell Non-parametric

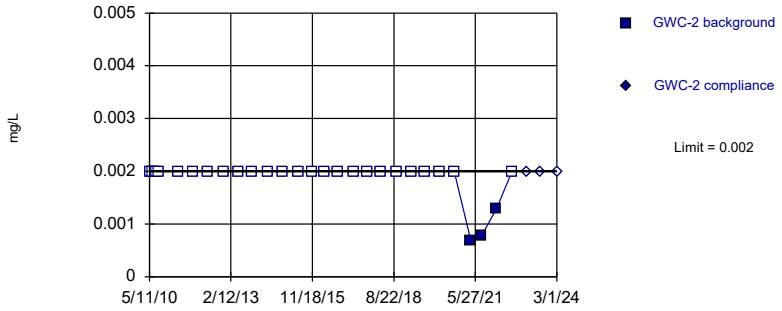

Non-parametric test used in lieu of parametric prediction limit because censored data exceeded 50%. Limit is highest of 28 background values. 89.29% NDs. Well-constituent pair annual alpha = 0.004669. Individual comparison alpha = 0.002337 (1 of 2).

Constituent: Copper Analysis Run 3/29/2024 11:33 AM View: Appendix I - Intrawell
Plant Scherer Data: Scherer Cell 1-CCR

Sanitas™ v.10.0.16b Software licensed to . UG
Hollow symbols indicate censored values.
Within Limit

Prediction Limit

Intrawell Non-parametric

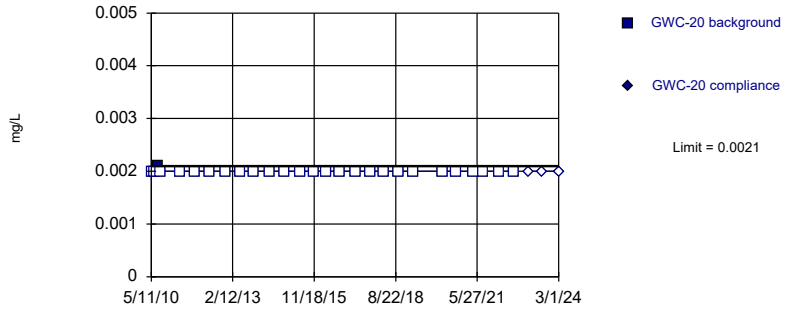

Non-parametric test used in lieu of parametric prediction limit because censored data exceeded 50%. Limit is highest of 27 background values. 96.3% NDs. Well-constituent pair annual alpha = 0.004998. Individual comparison alpha = 0.002502 (1 of 2).

Constituent: Copper Analysis Run 3/29/2024 11:33 AM View: Appendix I - Intrawell
Plant Scherer Data: Scherer Cell 1-CCR

Sanitas™ v.10.0.16b Software licensed to . UG
Hollow symbols indicate censored values.
Within Limit

Prediction Limit

Intrawell Non-parametric

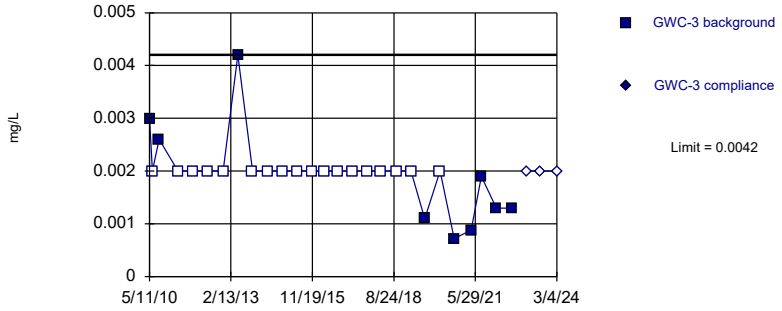

Non-parametric test used in lieu of parametric prediction limit because censored data exceeded 50%. Limit is highest of 27 background values. 66.67% NDs. Well-constituent pair annual alpha = 0.004998. Individual comparison alpha = 0.002502 (1 of 2).

Constituent: Copper Analysis Run 3/29/2024 11:33 AM View: Appendix I - Intrawell
Plant Scherer Data: Scherer Cell 1-CCR

Sanitas™ v.10.0.16b Software licensed to . UG
Hollow symbols indicate censored values.
Within Limit

Prediction Limit

Intrawell Non-parametric

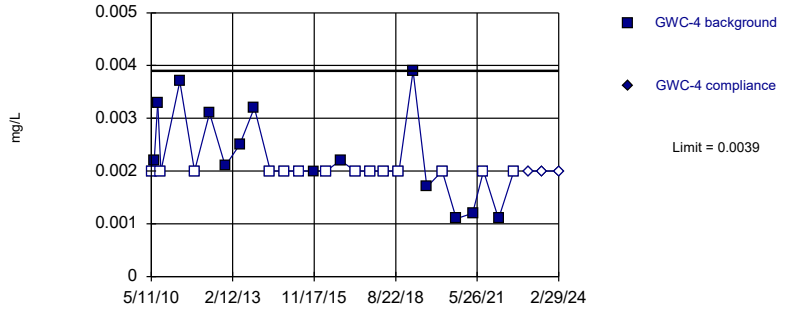

Non-parametric test used in lieu of parametric prediction limit because the Shapiro Wilk normality test showed the data to be non-normal at the 0.01 alpha level. Limit is highest of 28 background values. 50% NDs. Well-constituent pair annual alpha = 0.004669. Individual comparison alpha = 0.002337 (1 of 2).

Constituent: Copper Analysis Run 3/29/2024 11:33 AM View: Appendix I - Intrawell
Plant Scherer Data: Scherer Cell 1-CCR

Sanitas™ v.10.0.16b Software licensed to . UG
Hollow symbols indicate censored values.
Within Limit

Prediction Limit

Intrawell Non-parametric

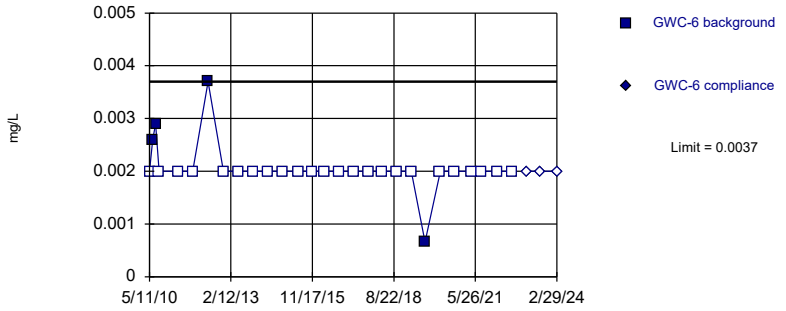

Non-parametric test used in lieu of parametric prediction limit because censored data exceeded 50%. Limit is highest of 28 background values. 85.71% NDs. Well-constituent pair annual alpha = 0.004669. Individual comparison alpha = 0.002337 (1 of 2).

Constituent: Copper Analysis Run 3/29/2024 11:33 AM View: Appendix I - Intrawell
Plant Scherer Data: Scherer Cell 1-CCR

Sanitas™ v.10.0.16b Software licensed to . UG
Hollow symbols indicate censored values.
Within Limit

Prediction Limit

Intrawell Non-parametric

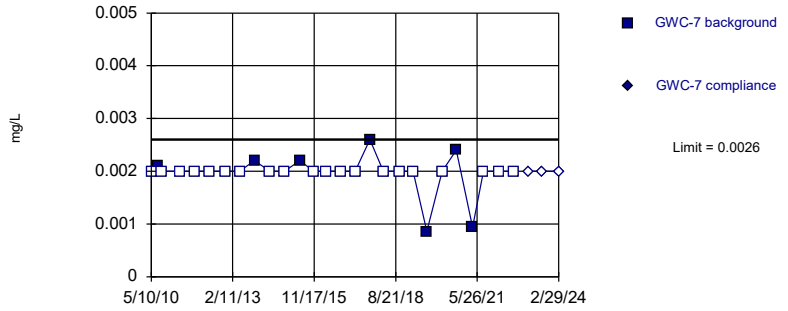

Non-parametric test used in lieu of parametric prediction limit because censored data exceeded 50%. Limit is highest of 27 background values. 74.07% NDs. Well-constituent pair annual alpha = 0.004998. Individual comparison alpha = 0.002502 (1 of 2).

Constituent: Copper Analysis Run 3/29/2024 11:33 AM View: Appendix I - Intrawell
Plant Scherer Data: Scherer Cell 1-CCR

Sanitas™ v.10.0.16b Software licensed to . UG
Hollow symbols indicate censored values.
Within Limit

Prediction Limit

Intrawell Non-parametric

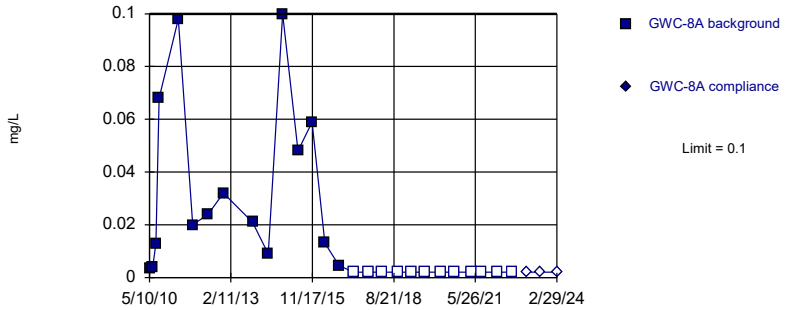

Non-parametric test used in lieu of parametric prediction limit because the Shapiro Wilk normality test showed the data to be non-normal at the 0.01 alpha level. Limit is highest of 27 background values. 44.44% NDs. Well-constituent pair annual alpha = 0.004998. Individual comparison alpha = 0.002502 (1 of 2).

Constituent: Copper Analysis Run 3/29/2024 11:33 AM View: Appendix I - Intrawell
Plant Scherer Data: Scherer Cell 1-CCR

Sanitas™ v.10.0.16b Software licensed to . UG
Hollow symbols indicate censored values.
Within Limit

Prediction Limit

Intrawell Non-parametric

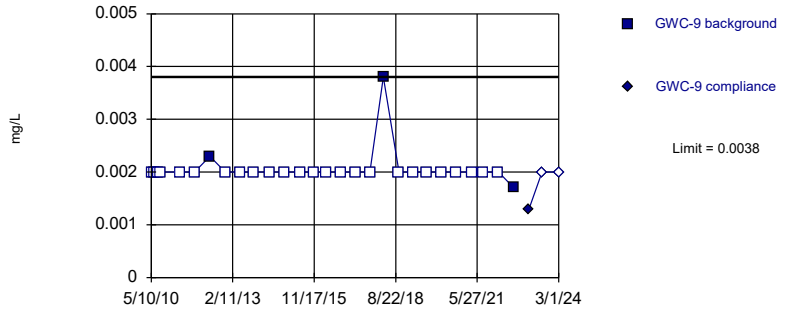

Non-parametric test used in lieu of parametric prediction limit because censored data exceeded 50%. Limit is highest of 28 background values. 89.29% NDs. Well-constituent pair annual alpha = 0.004669. Individual comparison alpha = 0.002337 (1 of 2).

Constituent: Copper Analysis Run 3/29/2024 11:33 AM View: Appendix I - Intrawell
Plant Scherer Data: Scherer Cell 1-CCR

Sanitas™ v.10.0.16b Software licensed to . UG
Hollow symbols indicate censored values.
Within Limit

Prediction Limit

Intrawell Non-parametric

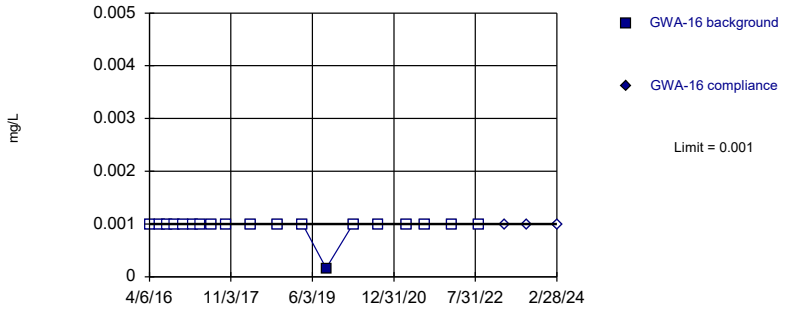

Non-parametric test used in lieu of parametric prediction limit because censored data exceeded 50%. Limit is highest of 19 background values. 94.74% NDs. Well-constituent pair annual alpha = 0.009641. Individual comparison alpha = 0.004832 (1 of 2).

Constituent: Lead, Total Analysis Run 3/29/2024 11:33 AM View: Appendix I - Intrawell
Plant Scherer Data: Scherer Cell 1-CCR

Sanitas™ v.10.0.16b Software licensed to . UG
Hollow symbols indicate censored values.
Within Limit

Prediction Limit

Intrawell Non-parametric

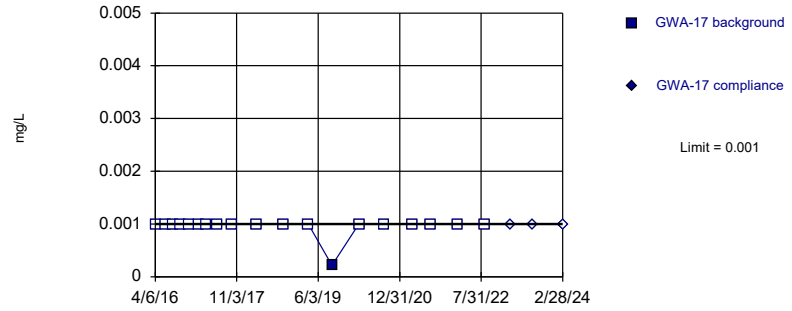

Non-parametric test used in lieu of parametric prediction limit because censored data exceeded 50%. Limit is highest of 19 background values. 94.74% NDs. Well-constituent pair annual alpha = 0.009641. Individual comparison alpha = 0.004832 (1 of 2).

Constituent: Lead, Total Analysis Run 3/29/2024 11:33 AM View: Appendix I - Intrawell
Plant Scherer Data: Scherer Cell 1-CCR

Sanitas™ v.10.0.16b Software licensed to . UG
Hollow symbols indicate censored values.
Within Limit

Prediction Limit

Intrawell Non-parametric

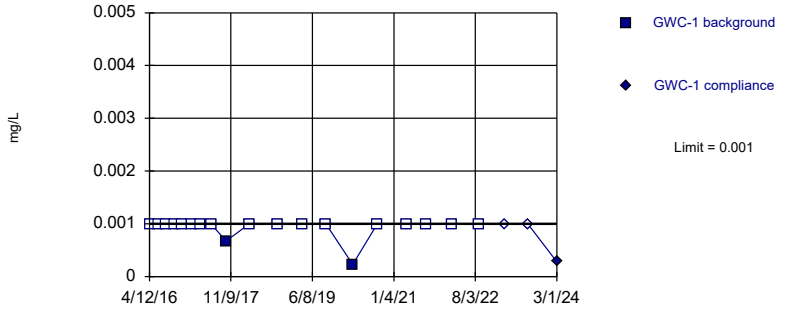

Non-parametric test used in lieu of parametric prediction limit because censored data exceeded 50%. Limit is highest of 19 background values. 89.47% NDs. Well-constituent pair annual alpha = 0.009641. Individual comparison alpha = 0.004832 (1 of 2).

Constituent: Lead, Total Analysis Run 3/29/2024 11:33 AM View: Appendix I - Intrawell
Plant Scherer Data: Scherer Cell 1-CCR

Sanitas™ v.10.0.16b Software licensed to . UG
Hollow symbols indicate censored values.
Within Limit

Prediction Limit

Intrawell Non-parametric

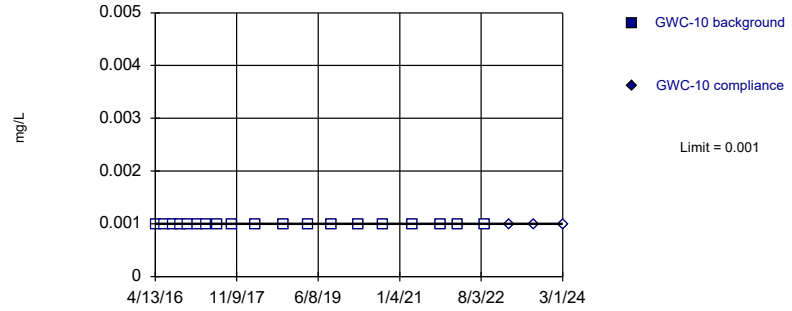

Non-parametric test used in lieu of parametric prediction limit because censored data exceeded 50%. All background values (n = 19) were censored; limit is most recent reporting limit. Well-constituent pair annual alpha = 0.009641. Individual comparison alpha = 0.004832 (1 of 2).

Constituent: Lead, Total Analysis Run 3/29/2024 11:33 AM View: Appendix I - Intrawell
Plant Scherer Data: Scherer Cell 1-CCR

Sanitas™ v.10.0.16b Software licensed to . UG
Hollow symbols indicate censored values.
Within Limit

Prediction Limit

Intrawell Non-parametric

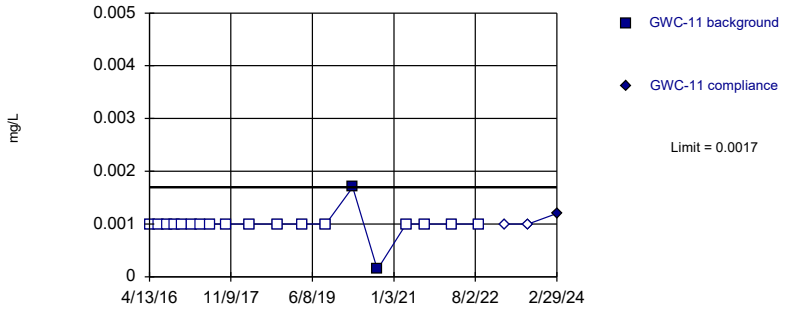

Non-parametric test used in lieu of parametric prediction limit because censored data exceeded 50%. Limit is highest of 19 background values. 89.47% NDs. Well-constituent pair annual alpha = 0.009641. Individual comparison alpha = 0.004832 (1 of 2).

Constituent: Lead, Total Analysis Run 3/29/2024 11:33 AM View: Appendix I - Intrawell
Plant Scherer Data: Scherer Cell 1-CCR

Sanitas™ v.10.0.16b Software licensed to . UG
Hollow symbols indicate censored values.
Within Limit

Prediction Limit

Intrawell Non-parametric

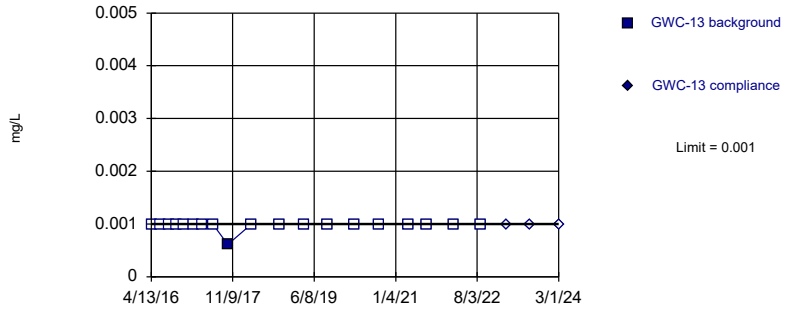

Non-parametric test used in lieu of parametric prediction limit because censored data exceeded 50%. Limit is highest of 19 background values. 94.74% NDs. Well-constituent pair annual alpha = 0.009641. Individual comparison alpha = 0.004832 (1 of 2).

Constituent: Lead, Total Analysis Run 3/29/2024 11:33 AM View: Appendix I - Intrawell
Plant Scherer Data: Scherer Cell 1-CCR

Sanitas™ v.10.0.16b Software licensed to . UG
Hollow symbols indicate censored values.
Within Limit

Prediction Limit

Intrawell Non-parametric

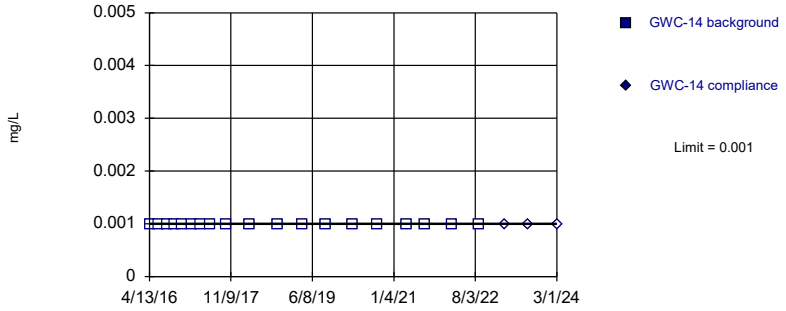

Non-parametric test used in lieu of parametric prediction limit because censored data exceeded 50%. All background values (n = 19) were censored; limit is most recent reporting limit. Well-constituent pair annual alpha = 0.009641. Individual comparison alpha = 0.004832 (1 of 2).

Constituent: Lead, Total Analysis Run 3/29/2024 11:33 AM View: Appendix I - Intrawell
Plant Scherer Data: Scherer Cell 1-CCR

Sanitas™ v.10.0.16b Software licensed to . UG
Hollow symbols indicate censored values.
Within Limit

Prediction Limit

Intrawell Non-parametric

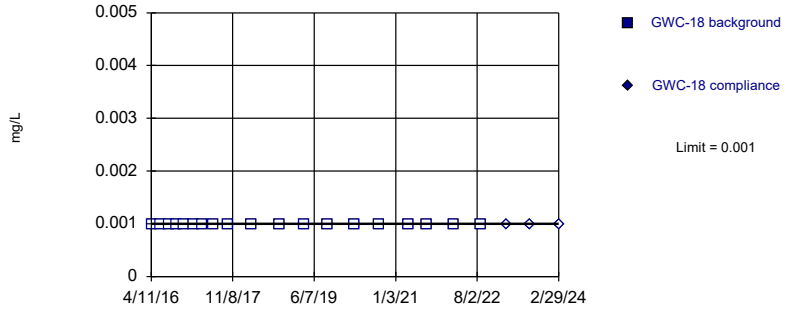

Non-parametric test used in lieu of parametric prediction limit because censored data exceeded 50%. All background values (n = 19) were censored; limit is most recent reporting limit. Well-constituent pair annual alpha = 0.009641. Individual comparison alpha = 0.004832 (1 of 2).

Constituent: Lead, Total Analysis Run 3/29/2024 11:33 AM View: Appendix I - Intrawell
Plant Scherer Data: Scherer Cell 1-CCR

Sanitas™ v.10.0.16b Software licensed to . UG
Hollow symbols indicate censored values.
Within Limit

Prediction Limit

Intrawell Non-parametric

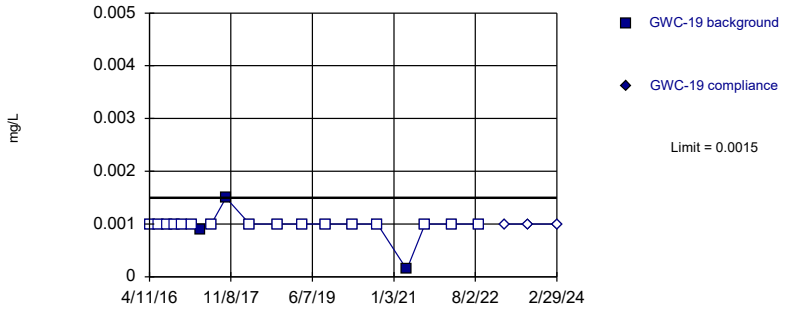

Non-parametric test used in lieu of parametric prediction limit because censored data exceeded 50%. Limit is highest of 19 background values. 84.21% NDs. Well-constituent pair annual alpha = 0.009641. Individual comparison alpha = 0.004832 (1 of 2).

Constituent: Lead, Total Analysis Run 3/29/2024 11:33 AM View: Appendix I - Intrawell
Plant Scherer Data: Scherer Cell 1-CCR

Sanitas™ v.10.0.16b Software licensed to . UG
Hollow symbols indicate censored values.
Within Limit

Prediction Limit

Intrawell Non-parametric

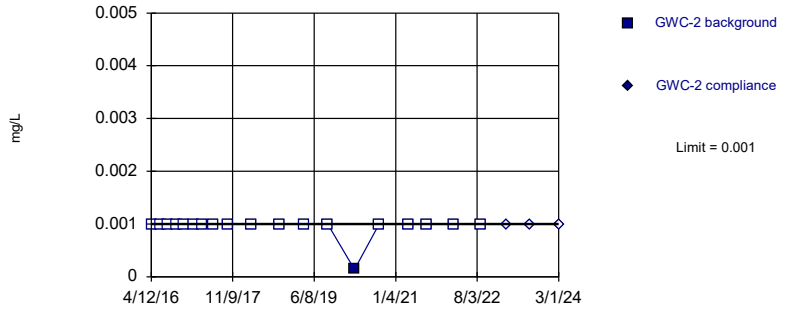

Non-parametric test used in lieu of parametric prediction limit because censored data exceeded 50%. Limit is highest of 19 background values. 94.74% NDs. Well-constituent pair annual alpha = 0.009641. Individual comparison alpha = 0.004832 (1 of 2).

Constituent: Lead, Total Analysis Run 3/29/2024 11:33 AM View: Appendix I - Intrawell
Plant Scherer Data: Scherer Cell 1-CCR

Sanitas™ v.10.0.16b Software licensed to . UG
Hollow symbols indicate censored values.
Within Limit

Prediction Limit

Intrawell Non-parametric

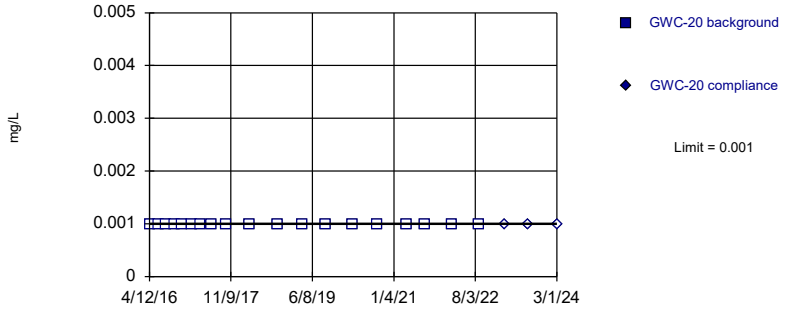

Non-parametric test used in lieu of parametric prediction limit because censored data exceeded 50%. All background values (n = 19) were censored; limit is most recent reporting limit. Well-constituent pair annual alpha = 0.009641. Individual comparison alpha = 0.004832 (1 of 2).

Constituent: Lead, Total Analysis Run 3/29/2024 11:33 AM View: Appendix I - Intrawell
Plant Scherer Data: Scherer Cell 1-CCR

Sanitas™ v.10.0.16b Software licensed to . UG
Hollow symbols indicate censored values.
Within Limit

Prediction Limit

Intrawell Non-parametric

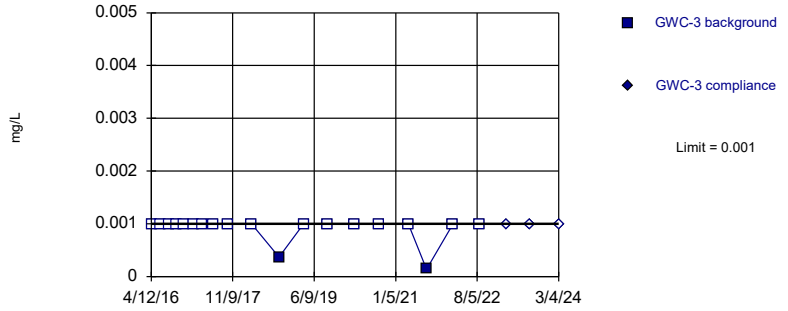

Non-parametric test used in lieu of parametric prediction limit because censored data exceeded 50%. Limit is highest of 19 background values. 89.47% NDs. Well-constituent pair annual alpha = 0.009641. Individual comparison alpha = 0.004832 (1 of 2).

Constituent: Lead, Total Analysis Run 3/29/2024 11:33 AM View: Appendix I - Intrawell
Plant Scherer Data: Scherer Cell 1-CCR

Sanitas™ v.10.0.16b Software licensed to . UG
Hollow symbols indicate censored values.
Within Limit

Prediction Limit

Intrawell Non-parametric

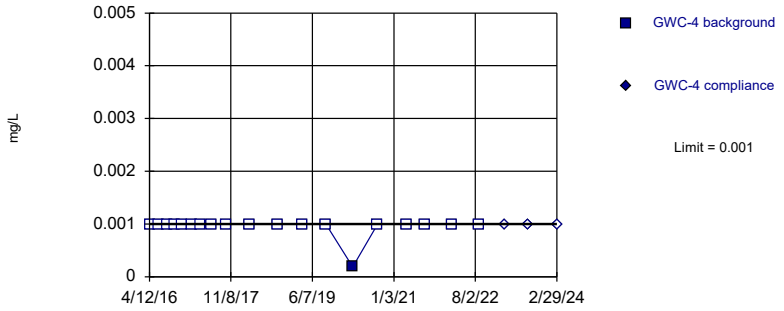

Non-parametric test used in lieu of parametric prediction limit because censored data exceeded 50%. Limit is highest of 19 background values. 94.74% NDs. Well-constituent pair annual alpha = 0.009641. Individual comparison alpha = 0.004832 (1 of 2).

Constituent: Lead, Total Analysis Run 3/29/2024 11:33 AM View: Appendix I - Intrawell
Plant Scherer Data: Scherer Cell 1-CCR

Sanitas™ v.10.0.16b Software licensed to . UG
Hollow symbols indicate censored values.
Within Limit

Prediction Limit

Intrawell Non-parametric

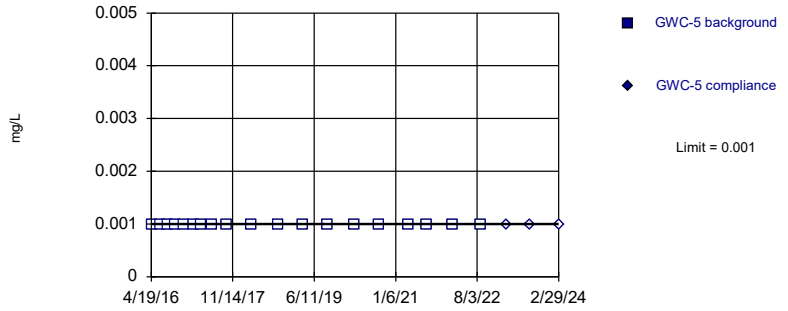

Non-parametric test used in lieu of parametric prediction limit because censored data exceeded 50%. All background values (n = 19) were censored; limit is most recent reporting limit. Well-constituent pair annual alpha = 0.009641. Individual comparison alpha = 0.004832 (1 of 2).

Constituent: Lead, Total Analysis Run 3/29/2024 11:33 AM View: Appendix I - Intrawell
Plant Scherer Data: Scherer Cell 1-CCR

Sanitas™ v.10.0.16b Software licensed to . UG
Hollow symbols indicate censored values.
Within Limit

Prediction Limit

Intrawell Non-parametric

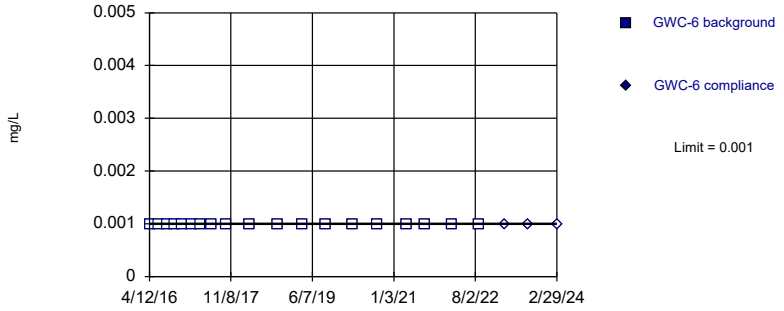

Non-parametric test used in lieu of parametric prediction limit because censored data exceeded 50%. All background values (n = 19) were censored; limit is most recent reporting limit. Well-constituent pair annual alpha = 0.009641. Individual comparison alpha = 0.004832 (1 of 2).

Constituent: Lead, Total Analysis Run 3/29/2024 11:33 AM View: Appendix I - Intrawell
Plant Scherer Data: Scherer Cell 1-CCR

Sanitas™ v.10.0.16b Software licensed to . UG
Hollow symbols indicate censored values.
Within Limit

Prediction Limit

Intrawell Non-parametric

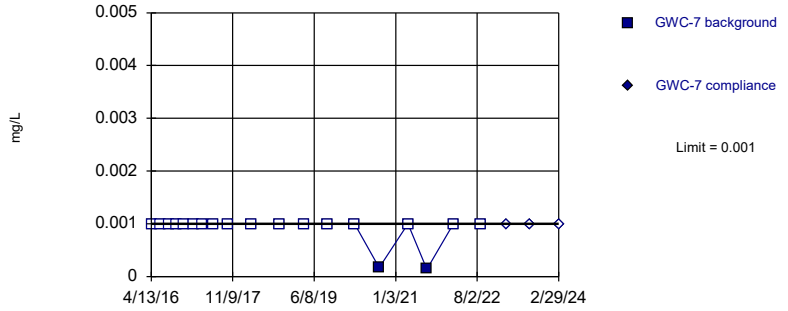

Non-parametric test used in lieu of parametric prediction limit because censored data exceeded 50%. Limit is highest of 19 background values. 89.47% NDs. Well-constituent pair annual alpha = 0.009641. Individual comparison alpha = 0.004832 (1 of 2).

Constituent: Lead, Total Analysis Run 3/29/2024 11:33 AM View: Appendix I - Intrawell
Plant Scherer Data: Scherer Cell 1-CCR

Sanitas™ v.10.0.16b Software licensed to . UG
Hollow symbols indicate censored values.
Within Limit

Prediction Limit

Intrawell Non-parametric

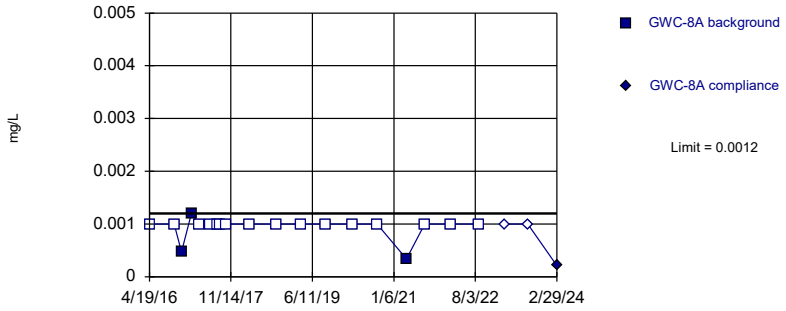

Non-parametric test used in lieu of parametric prediction limit because censored data exceeded 50%. Limit is highest of 19 background values. 84.21% NDs. Well-constituent pair annual alpha = 0.009641. Individual comparison alpha = 0.004832 (1 of 2).

Constituent: Lead, Total Analysis Run 3/29/2024 11:33 AM View: Appendix I - Intrawell
Plant Scherer Data: Scherer Cell 1-CCR

Sanitas™ v.10.0.16b Software licensed to . UG
Hollow symbols indicate censored values.
Within Limit

Prediction Limit

Intrawell Non-parametric

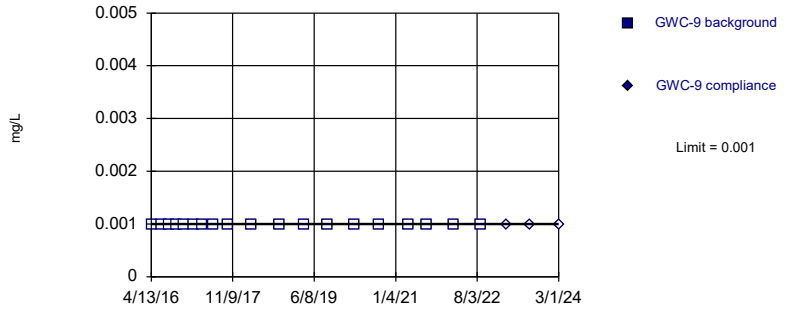

Non-parametric test used in lieu of parametric prediction limit because censored data exceeded 50%. All background values (n = 19) were censored; limit is most recent reporting limit. Well-constituent pair annual alpha = 0.009641. Individual comparison alpha = 0.004832 (1 of 2).

Constituent: Lead, Total Analysis Run 3/29/2024 11:33 AM View: Appendix I - Intrawell
Plant Scherer Data: Scherer Cell 1-CCR

Sanitas™ v.10.0.16b Software licensed to . UG
Hollow symbols indicate censored values.
Within Limit

Prediction Limit

Intrawell Non-parametric

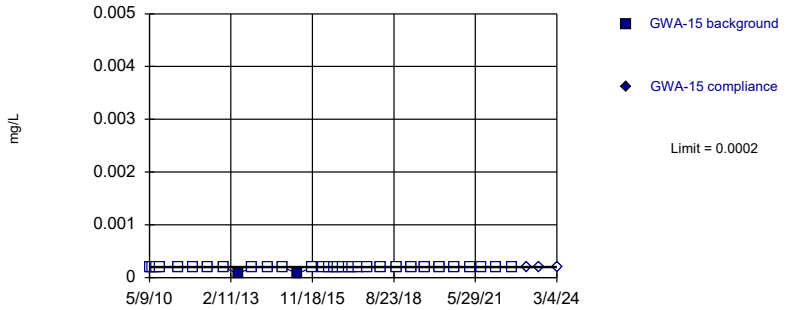

Non-parametric test used in lieu of parametric prediction limit because censored data exceeded 50%. Limit is highest of 33 background values. 93.94% NDs. Well-constituent pair annual alpha = 0.003399. Individual comparison alpha = 0.001701 (1 of 2).

Constituent: Mercury Analysis Run 3/29/2024 11:33 AM View: Appendix I - Intrawell
Plant Scherer Data: Scherer Cell 1-CCR

Sanitas™ v.10.0.16b Software licensed to . UG
Hollow symbols indicate censored values.
Within Limit

Prediction Limit

Intrawell Non-parametric

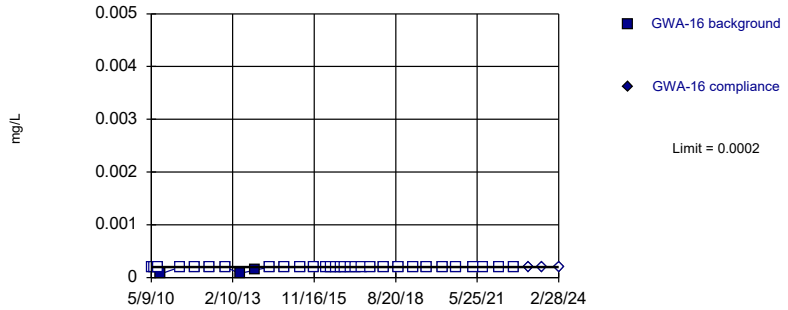

Non-parametric test used in lieu of parametric prediction limit because censored data exceeded 50%. Limit is highest of 33 background values. 90.91% NDs. Well-constituent pair annual alpha = 0.003399. Individual comparison alpha = 0.001701 (1 of 2).

Constituent: Mercury Analysis Run 3/29/2024 11:33 AM View: Appendix I - Intrawell
Plant Scherer Data: Scherer Cell 1-CCR

Sanitas™ v.10.0.16b Software licensed to . UG
Hollow symbols indicate censored values.
Within Limit

Prediction Limit

Intrawell Non-parametric

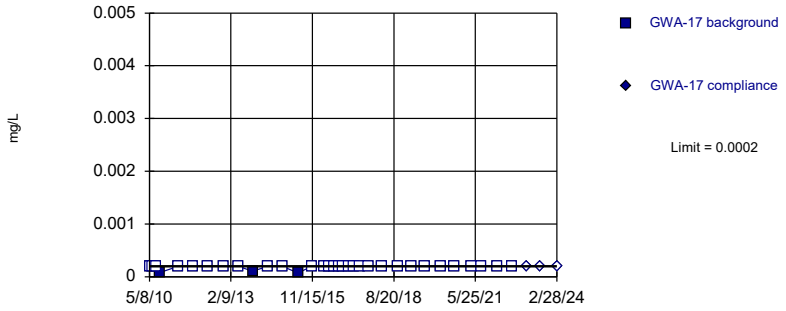

Non-parametric test used in lieu of parametric prediction limit because censored data exceeded 50%. Limit is highest of 33 background values. 90.91% NDs. Well-constituent pair annual alpha = 0.003399. Individual comparison alpha = 0.001701 (1 of 2).

Constituent: Mercury Analysis Run 3/29/2024 11:33 AM View: Appendix I - Intrawell
Plant Scherer Data: Scherer Cell 1-CCR

Sanitas™ v.10.0.16b Software licensed to . UG
Hollow symbols indicate censored values.
Within Limit

Prediction Limit

Intrawell Non-parametric

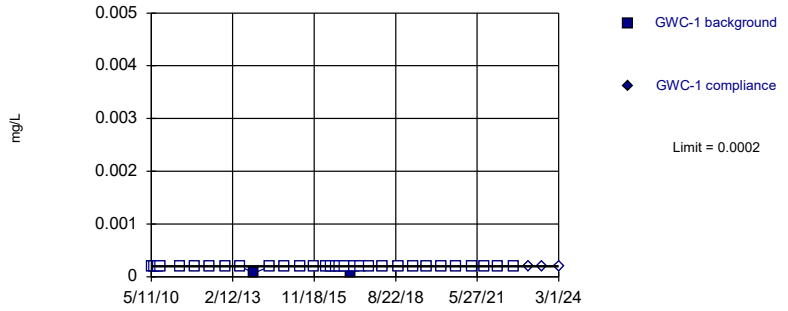

Non-parametric test used in lieu of parametric prediction limit because censored data exceeded 50%. Limit is highest of 33 background values. 93.94% NDs. Well-constituent pair annual alpha = 0.003399. Individual comparison alpha = 0.001701 (1 of 2).

Constituent: Mercury Analysis Run 3/29/2024 11:33 AM View: Appendix I - Intrawell
Plant Scherer Data: Scherer Cell 1-CCR

Sanitas™ v.10.0.16b Software licensed to . UG
Hollow symbols indicate censored values.
Within Limit

Prediction Limit

Intrawell Non-parametric

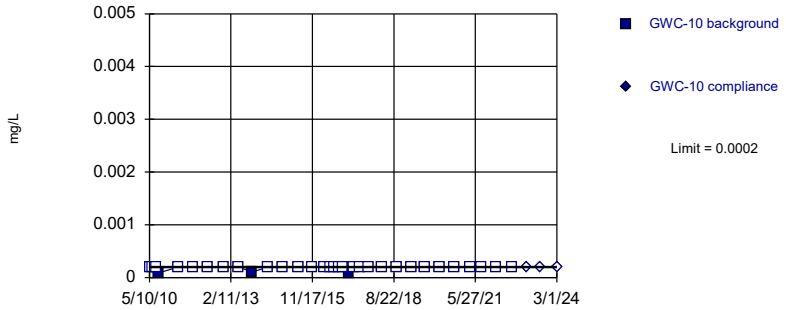

Non-parametric test used in lieu of parametric prediction limit because censored data exceeded 50%. Limit is highest of 33 background values. 90.91% NDs. Well-constituent pair annual alpha = 0.003399. Individual comparison alpha = 0.001701 (1 of 2).

Constituent: Mercury Analysis Run 3/29/2024 11:33 AM View: Appendix I - Intrawell
Plant Scherer Data: Scherer Cell 1-CCR

Sanitas™ v.10.0.16b Software licensed to . UG
Hollow symbols indicate censored values.
Within Limit

Prediction Limit

Intrawell Non-parametric

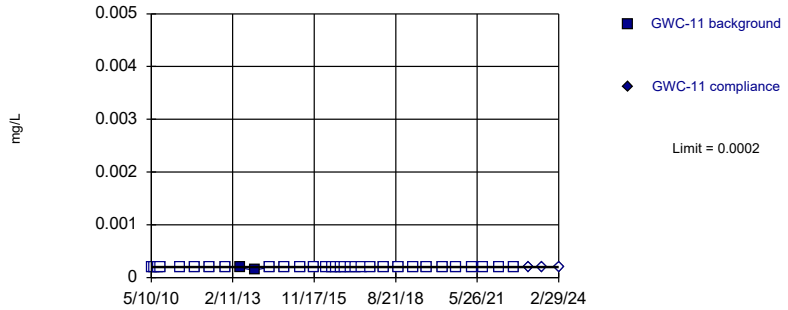

Non-parametric test used in lieu of parametric prediction limit because censored data exceeded 50%. Limit is highest of 33 background values. 93.94% NDs. Well-constituent pair annual alpha = 0.003399. Individual comparison alpha = 0.001701 (1 of 2).

Constituent: Mercury Analysis Run 3/29/2024 11:33 AM View: Appendix I - Intrawell
Plant Scherer Data: Scherer Cell 1-CCR

Sanitas™ v.10.0.16b Software licensed to . UG
Hollow symbols indicate censored values.
Within Limit

Prediction Limit

Intrawell Non-parametric

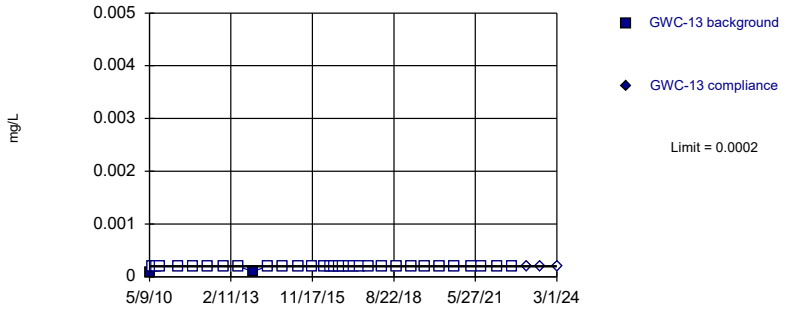

Non-parametric test used in lieu of parametric prediction limit because censored data exceeded 50%. Limit is highest of 33 background values. 93.94% NDs. Well-constituent pair annual alpha = 0.003399. Individual comparison alpha = 0.001701 (1 of 2).

Constituent: Mercury Analysis Run 3/29/2024 11:33 AM View: Appendix I - Intrawell
Plant Scherer Data: Scherer Cell 1-CCR

Sanitas™ v.10.0.16b Software licensed to . UG
Hollow symbols indicate censored values.
Within Limit

Prediction Limit

Intrawell Non-parametric

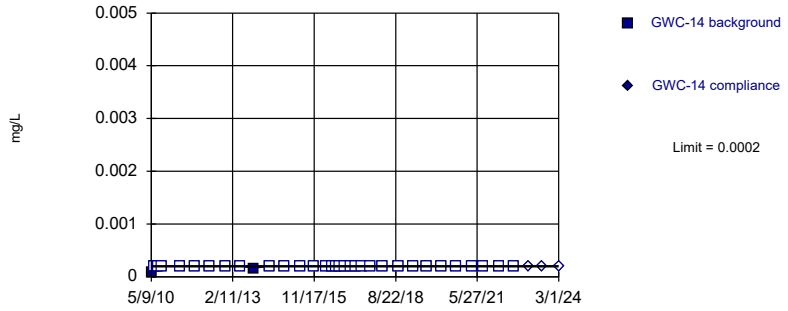

Non-parametric test used in lieu of parametric prediction limit because censored data exceeded 50%. Limit is highest of 33 background values. 93.94% NDs. Well-constituent pair annual alpha = 0.003399. Individual comparison alpha = 0.001701 (1 of 2).

Constituent: Mercury Analysis Run 3/29/2024 11:33 AM View: Appendix I - Intrawell
Plant Scherer Data: Scherer Cell 1-CCR

Sanitas™ v.10.0.16b Software licensed to . UG
Hollow symbols indicate censored values.
Within Limit

Prediction Limit

Intrawell Non-parametric

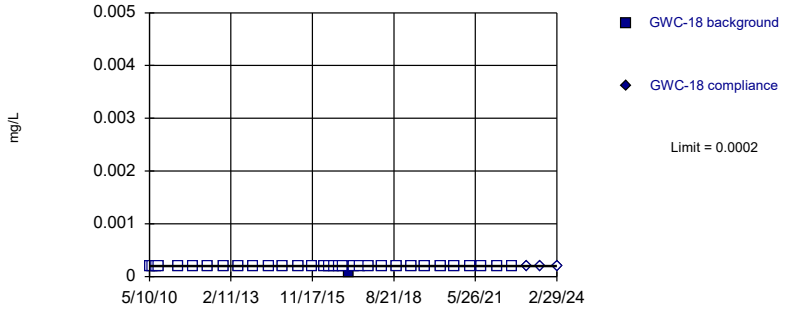

Non-parametric test used in lieu of parametric prediction limit because censored data exceeded 50%. Limit is highest of 33 background values. 96.97% NDs. Well-constituent pair annual alpha = 0.003399. Individual comparison alpha = 0.001701 (1 of 2).

Constituent: Mercury Analysis Run 3/29/2024 11:33 AM View: Appendix I - Intrawell
Plant Scherer Data: Scherer Cell 1-CCR

Sanitas™ v.10.0.16b Software licensed to . UG
Hollow symbols indicate censored values.
Within Limit

Prediction Limit

Intrawell Non-parametric

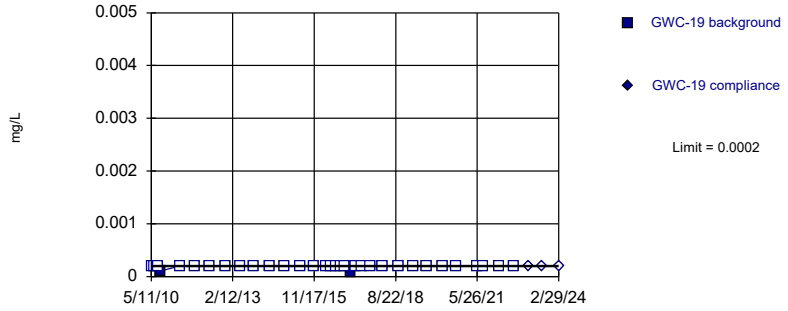

Non-parametric test used in lieu of parametric prediction limit because censored data exceeded 50%. Limit is highest of 33 background values. 93.94% NDs. Well-constituent pair annual alpha = 0.003399. Individual comparison alpha = 0.001701 (1 of 2).

Constituent: Mercury Analysis Run 3/29/2024 11:33 AM View: Appendix I - Intrawell
Plant Scherer Data: Scherer Cell 1-CCR

Sanitas™ v.10.0.16b Software licensed to . UG
Hollow symbols indicate censored values.
Within Limit

Prediction Limit

Intrawell Non-parametric

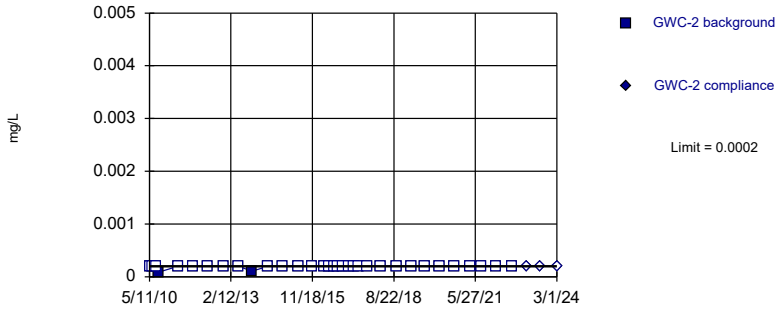

Non-parametric test used in lieu of parametric prediction limit because censored data exceeded 50%. Limit is highest of 33 background values. 93.94% NDs. Well-constituent pair annual alpha = 0.003399. Individual comparison alpha = 0.001701 (1 of 2).

Constituent: Mercury Analysis Run 3/29/2024 11:33 AM View: Appendix I - Intrawell
Plant Scherer Data: Scherer Cell 1-CCR

Sanitas™ v.10.0.16b Software licensed to . UG
Hollow symbols indicate censored values.
Within Limit

Prediction Limit

Intrawell Non-parametric

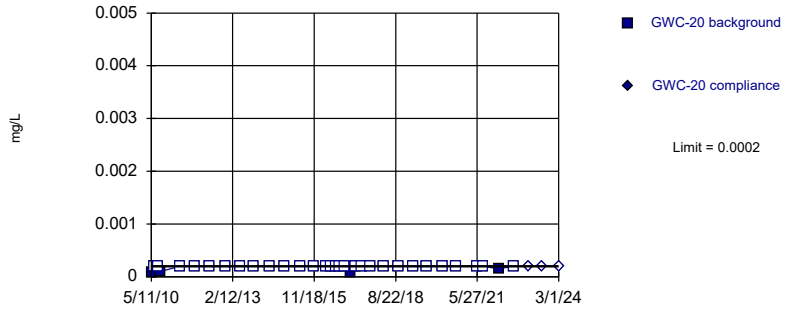

Non-parametric test used in lieu of parametric prediction limit because censored data exceeded 50%. Limit is highest of 33 background values. 87.88% NDs. Well-constituent pair annual alpha = 0.003399. Individual comparison alpha = 0.001701 (1 of 2).

Constituent: Mercury Analysis Run 3/29/2024 11:33 AM View: Appendix I - Intrawell
Plant Scherer Data: Scherer Cell 1-CCR

Sanitas™ v.10.0.16b Software licensed to . UG
Hollow symbols indicate censored values.
Within Limit

Prediction Limit

Intrawell Non-parametric

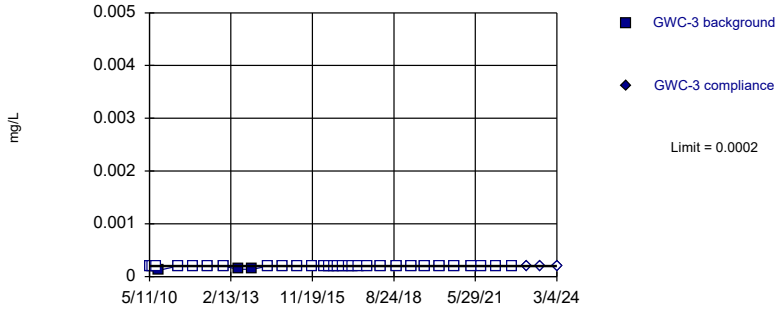

Non-parametric test used in lieu of parametric prediction limit because censored data exceeded 50%. Limit is highest of 33 background values. 90.91% NDs. Well-constituent pair annual alpha = 0.003399. Individual comparison alpha = 0.001701 (1 of 2).

Constituent: Mercury Analysis Run 3/29/2024 11:33 AM View: Appendix I - Intrawell
Plant Scherer Data: Scherer Cell 1-CCR

Sanitas™ v.10.0.16b Software licensed to . UG
Hollow symbols indicate censored values.
Within Limit

Prediction Limit

Intrawell Non-parametric

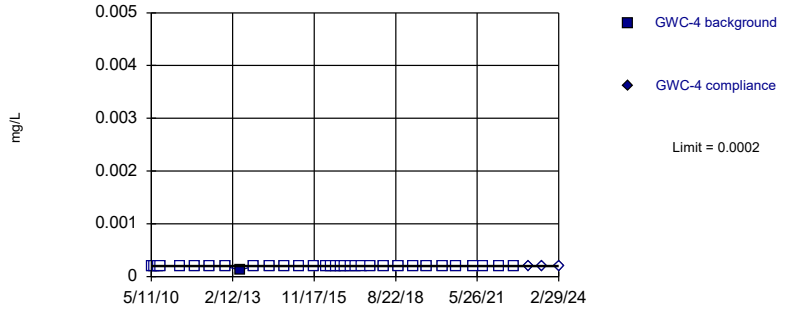

Non-parametric test used in lieu of parametric prediction limit because censored data exceeded 50%. Limit is highest of 33 background values. 96.97% NDs. Well-constituent pair annual alpha = 0.003399. Individual comparison alpha = 0.001701 (1 of 2).

Constituent: Mercury Analysis Run 3/29/2024 11:33 AM View: Appendix I - Intrawell
Plant Scherer Data: Scherer Cell 1-CCR

Sanitas™ v.10.0.16b Software licensed to . UG
Hollow symbols indicate censored values.
Within Limit

Prediction Limit

Intrawell Non-parametric

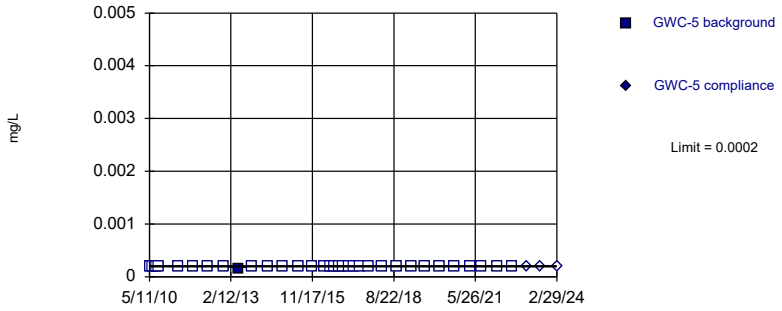

Non-parametric test used in lieu of parametric prediction limit because censored data exceeded 50%. Limit is highest of 33 background values. 96.97% NDs. Well-constituent pair annual alpha = 0.003399. Individual comparison alpha = 0.001701 (1 of 2).

Constituent: Mercury Analysis Run 3/29/2024 11:33 AM View: Appendix I - Intrawell
Plant Scherer Data: Scherer Cell 1-CCR

Sanitas™ v.10.0.16b Software licensed to . UG
Hollow symbols indicate censored values.
Within Limit

Prediction Limit

Intrawell Non-parametric

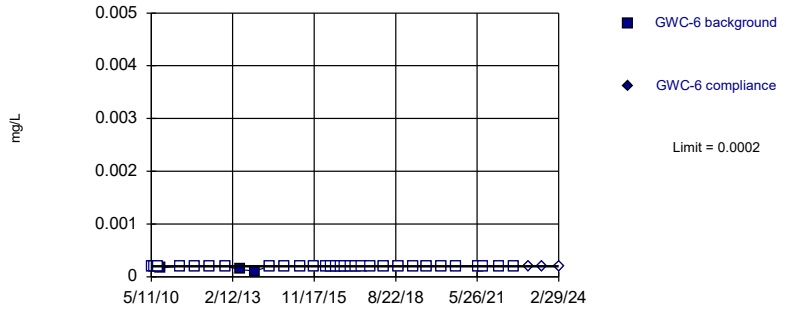

Non-parametric test used in lieu of parametric prediction limit because censored data exceeded 50%. Limit is highest of 33 background values. 90.91% NDs. Well-constituent pair annual alpha = 0.003399. Individual comparison alpha = 0.001701 (1 of 2).

Constituent: Mercury Analysis Run 3/29/2024 11:33 AM View: Appendix I - Intrawell
Plant Scherer Data: Scherer Cell 1-CCR

Sanitas™ v.10.0.16b Software licensed to . UG
Hollow symbols indicate censored values.
Within Limit

Prediction Limit

Intrawell Non-parametric

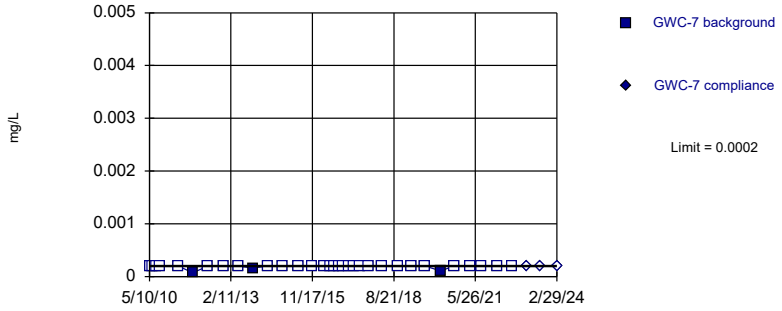

Non-parametric test used in lieu of parametric prediction limit because censored data exceeded 50%. Limit is highest of 33 background values. 90.91% NDs. Well-constituent pair annual alpha = 0.003399. Individual comparison alpha = 0.001701 (1 of 2).

Constituent: Mercury Analysis Run 3/29/2024 11:33 AM View: Appendix I - Intrawell
Plant Scherer Data: Scherer Cell 1-CCR

Sanitas™ v.10.0.16b Software licensed to . UG
Hollow symbols indicate censored values.
Within Limit

Prediction Limit

Intrawell Non-parametric

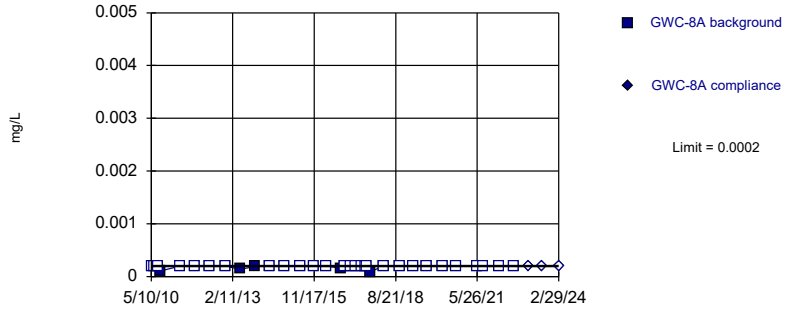

Non-parametric test used in lieu of parametric prediction limit because censored data exceeded 50%. Limit is highest of 33 background values. 84.85% NDs. Well-constituent pair annual alpha = 0.003399. Individual comparison alpha = 0.001701 (1 of 2).

Constituent: Mercury Analysis Run 3/29/2024 11:33 AM View: Appendix I - Intrawell
Plant Scherer Data: Scherer Cell 1-CCR

Sanitas™ v.10.0.16b Software licensed to . UG
Hollow symbols indicate censored values.
Within Limit

Prediction Limit

Intrawell Non-parametric

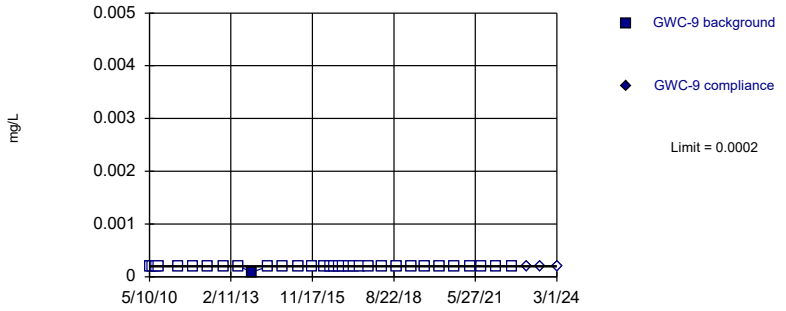

Non-parametric test used in lieu of parametric prediction limit because censored data exceeded 50%. Limit is highest of 33 background values. 96.97% NDs. Well-constituent pair annual alpha = 0.003399. Individual comparison alpha = 0.001701 (1 of 2).

Constituent: Mercury Analysis Run 3/29/2024 11:33 AM View: Appendix I - Intrawell
Plant Scherer Data: Scherer Cell 1-CCR

Sanitas™ v.10.0.16b Software licensed to . UG
Hollow symbols indicate censored values.
Within Limit

Prediction Limit

Intrawell Non-parametric

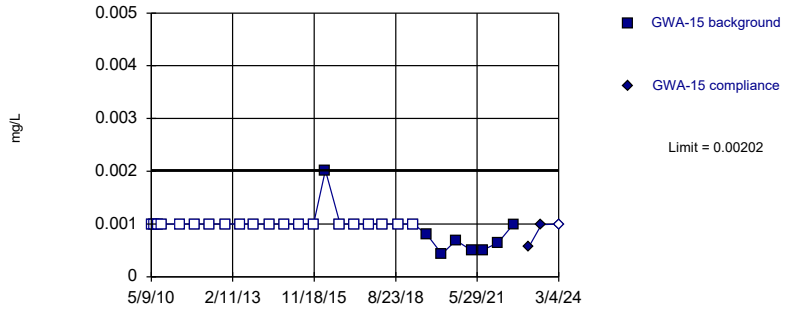

Non-parametric test used in lieu of parametric prediction limit because censored data exceeded 50%. Limit is highest of 28 background values. 71.43% NDs. Well-constituent pair annual alpha = 0.004669. Individual comparison alpha = 0.002337 (1 of 2).

Constituent: Nickel Analysis Run 3/29/2024 11:33 AM View: Appendix I - Intrawell
Plant Scherer Data: Scherer Cell 1-CCR

Sanitas™ v.10.0.16b Software licensed to . UG
Hollow symbols indicate censored values.
Within Limit

Prediction Limit

Intrawell Non-parametric

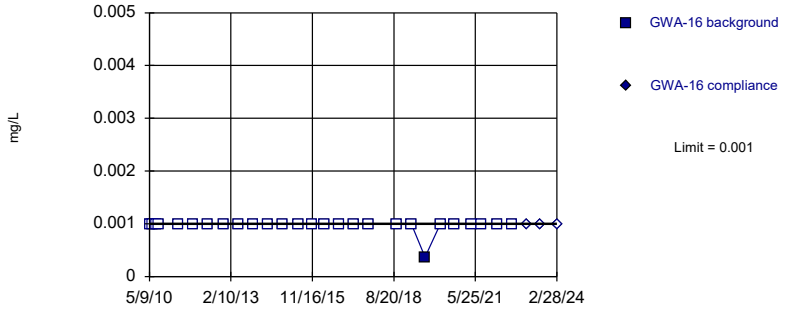

Non-parametric test used in lieu of parametric prediction limit because censored data exceeded 50%. Limit is highest of 27 background values. 96.3% NDs. Well-constituent pair annual alpha = 0.004998. Individual comparison alpha = 0.002502 (1 of 2).

Constituent: Nickel Analysis Run 3/29/2024 11:33 AM View: Appendix I - Intrawell
Plant Scherer Data: Scherer Cell 1-CCR

Sanitas™ v.10.0.16b Software licensed to . UG
Hollow symbols indicate censored values.
Within Limit

Prediction Limit

Intrawell Non-parametric

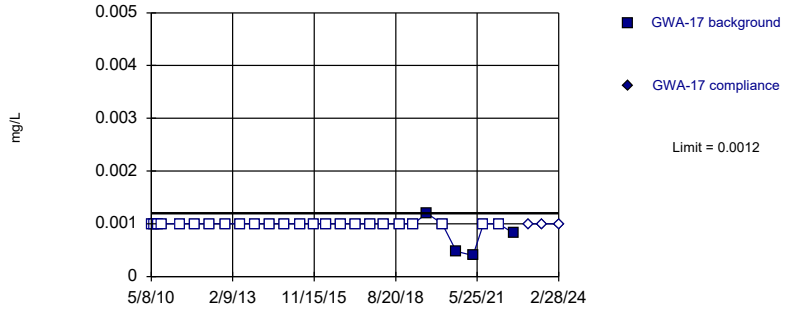

Non-parametric test used in lieu of parametric prediction limit because censored data exceeded 50%. Limit is highest of 28 background values. 85.71% NDs. Well-constituent pair annual alpha = 0.004669. Individual comparison alpha = 0.002337 (1 of 2).

Constituent: Nickel Analysis Run 3/29/2024 11:33 AM View: Appendix I - Intrawell
Plant Scherer Data: Scherer Cell 1-CCR

Sanitas™ v.10.0.16b Software licensed to . UG
Hollow symbols indicate censored values.
Within Limit

Prediction Limit

Intrawell Non-parametric

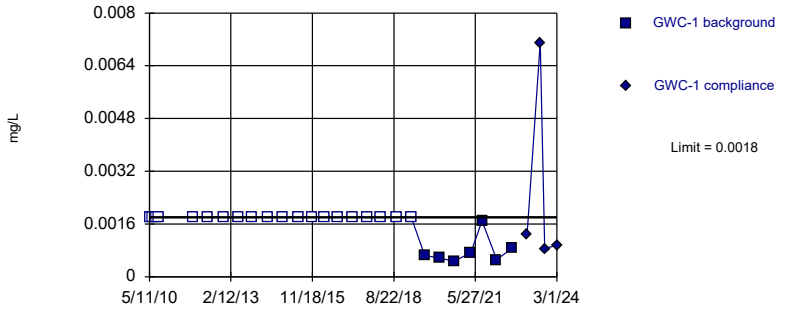

Non-parametric test used in lieu of parametric prediction limit because censored data exceeded 50%. Limit is highest of 27 background values. 74.07% NDs. Well-constituent pair annual alpha = 0.004998. Individual comparison alpha = 0.002502 (1 of 2).

Constituent: Nickel Analysis Run 3/29/2024 11:33 AM View: Appendix I - Intrawell
Plant Scherer Data: Scherer Cell 1-CCR

Sanitas™ v.10.0.16b Software licensed to . UG
Hollow symbols indicate censored values.
Exceeds Limit

Prediction Limit

Intrawell Non-parametric

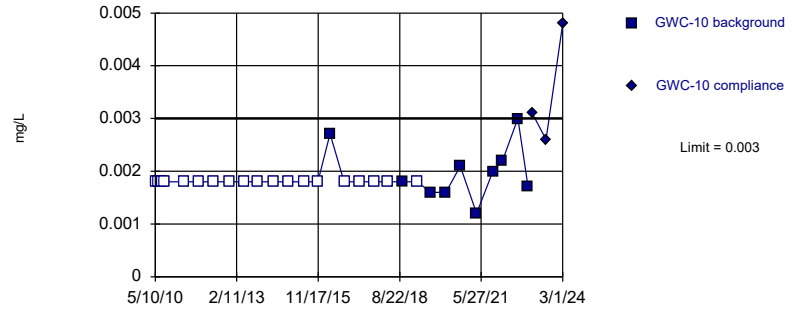

Non-parametric test used in lieu of parametric prediction limit because censored data exceeded 50%. Limit is highest of 29 background values. 65.52% NDs. Well-constituent pair annual alpha = 0.00434. Individual comparison alpha = 0.002172 (1 of 2).

Constituent: Nickel Analysis Run 3/29/2024 11:33 AM View: Appendix I - Intrawell
Plant Scherer Data: Scherer Cell 1-CCR

Sanitas™ v.10.0.16b Software licensed to . UG
Hollow symbols indicate censored values.
Within Limit

Prediction Limit

Intrawell Non-parametric

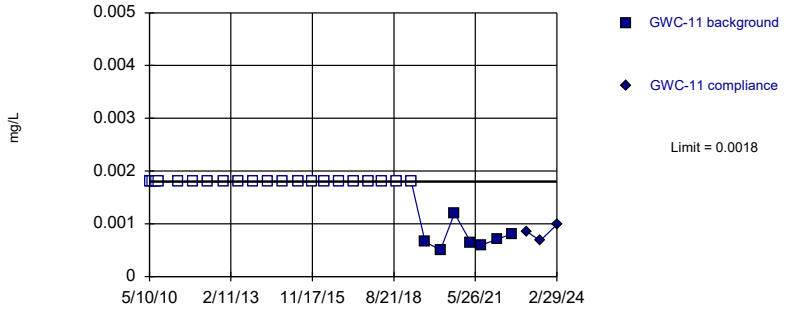

Non-parametric test used in lieu of parametric prediction limit because censored data exceeded 50%. Limit is highest of 28 background values. 75% NDs. Well-constituent pair annual alpha = 0.004669. Individual comparison alpha = 0.002337 (1 of 2).

Constituent: Nickel Analysis Run 3/29/2024 11:33 AM View: Appendix I - Intrawell
Plant Scherer Data: Scherer Cell 1-CCR

Sanitas™ v.10.0.16b Software licensed to . UG
Hollow symbols indicate censored values.
Within Limit

Prediction Limit

Intrawell Non-parametric

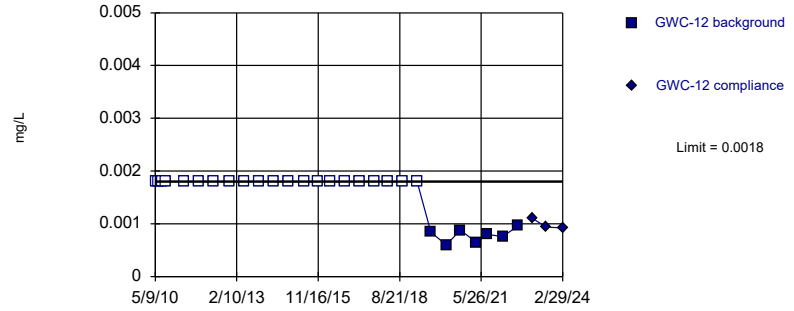

Non-parametric test used in lieu of parametric prediction limit because censored data exceeded 50%. Limit is highest of 28 background values. 75% NDs. Well-constituent pair annual alpha = 0.004669. Individual comparison alpha = 0.002337 (1 of 2).

Constituent: Nickel Analysis Run 3/29/2024 11:33 AM View: Appendix I - Intrawell
Plant Scherer Data: Scherer Cell 1-CCR

Sanitas™ v.10.0.16b Software licensed to . UG
Hollow symbols indicate censored values.
Within Limit

Prediction Limit

Intrawell Non-parametric

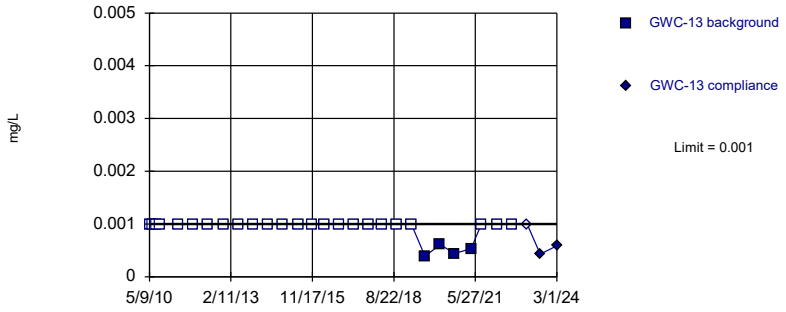

Non-parametric test used in lieu of parametric prediction limit because censored data exceeded 50%. Limit is highest of 28 background values. 85.71% NDs. Well-constituent pair annual alpha = 0.004669. Individual comparison alpha = 0.002337 (1 of 2).

Constituent: Nickel Analysis Run 3/29/2024 11:33 AM View: Appendix I - Intrawell
Plant Scherer Data: Scherer Cell 1-CCR

Sanitas™ v.10.0.16b Software licensed to . UG
Hollow symbols indicate censored values.
Exceeds Limit

Prediction Limit

Intrawell Non-parametric

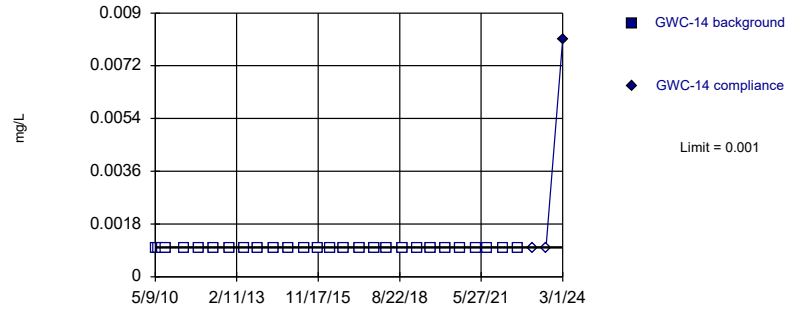

Non-parametric test used in lieu of parametric prediction limit because censored data exceeded 50%. All background values (n = 28) were censored; limit is most recent reporting limit. Well-constituent pair annual alpha = 0.004669. Individual comparison alpha = 0.002337 (1 of 2).

Constituent: Nickel Analysis Run 3/29/2024 11:33 AM View: Appendix I - Intrawell
Plant Scherer Data: Scherer Cell 1-CCR

Sanitas™ v.10.0.16b Software licensed to . UG
Hollow symbols indicate censored values.
Within Limit

Prediction Limit

Intrawell Non-parametric

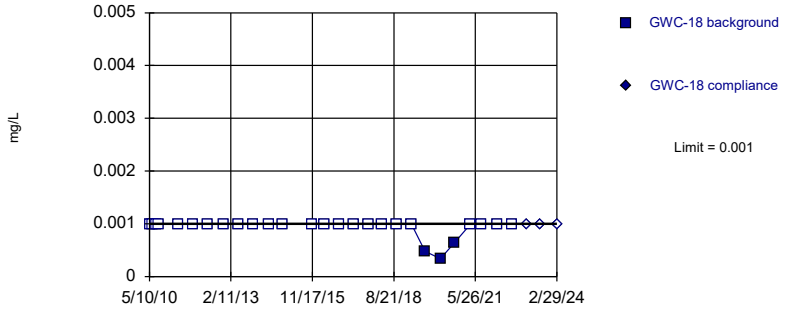

Non-parametric test used in lieu of parametric prediction limit because censored data exceeded 50%. Limit is highest of 27 background values. 88.89% NDs. Well-constituent pair annual alpha = 0.004998. Individual comparison alpha = 0.002502 (1 of 2).

Constituent: Nickel Analysis Run 3/29/2024 11:33 AM View: Appendix I - Intrawell
Plant Scherer Data: Scherer Cell 1-CCR

Sanitas™ v.10.0.16b Software licensed to . UG
Hollow symbols indicate censored values.
Within Limit

Prediction Limit

Intrawell Non-parametric

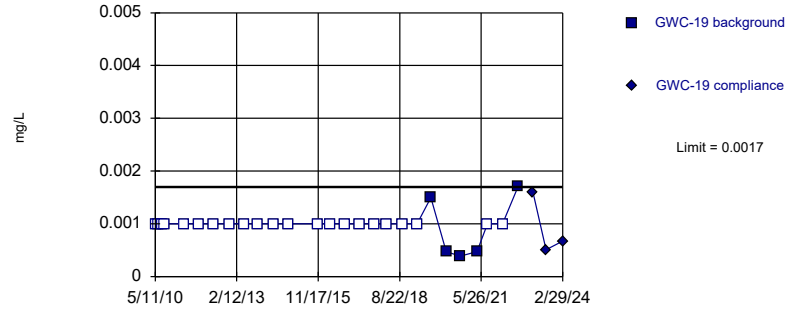

Non-parametric test used in lieu of parametric prediction limit because censored data exceeded 50%. Limit is highest of 27 background values. 81.48% NDs. Well-constituent pair annual alpha = 0.004998. Individual comparison alpha = 0.002502 (1 of 2).

Constituent: Nickel Analysis Run 3/29/2024 11:33 AM View: Appendix I - Intrawell
Plant Scherer Data: Scherer Cell 1-CCR

Sanitas™ v.10.0.16b Software licensed to . UG
Hollow symbols indicate censored values.
Within Limit

Prediction Limit

Intrawell Non-parametric

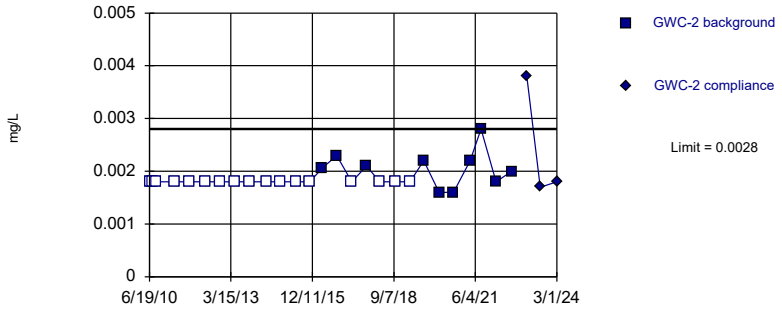

Non-parametric test used in lieu of parametric prediction limit because censored data exceeded 50%. Limit is highest of 27 background values. 62.96% NDs. Well-constituent pair annual alpha = 0.004998. Individual comparison alpha = 0.002502 (1 of 2).

Constituent: Nickel Analysis Run 3/29/2024 11:33 AM View: Appendix I - Intrawell
Plant Scherer Data: Scherer Cell 1-CCR

Sanitas™ v.10.0.16b Software licensed to . UG
Hollow symbols indicate censored values.
Within Limit

Prediction Limit

Intrawell Non-parametric

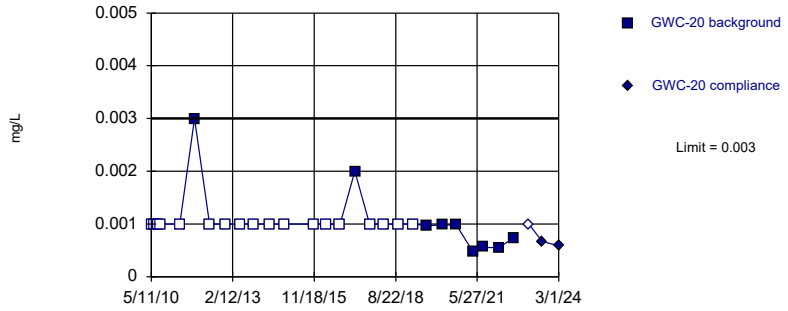

Non-parametric test used in lieu of parametric prediction limit because censored data exceeded 50%. Limit is highest of 27 background values. 66.67% NDs. Well-constituent pair annual alpha = 0.004998. Individual comparison alpha = 0.002502 (1 of 2).

Constituent: Nickel Analysis Run 3/29/2024 11:33 AM View: Appendix I - Intrawell
Plant Scherer Data: Scherer Cell 1-CCR

Sanitas™ v.10.0.16b Software licensed to . UG
Hollow symbols indicate censored values.
Within Limit

Prediction Limit

Intrawell Non-parametric

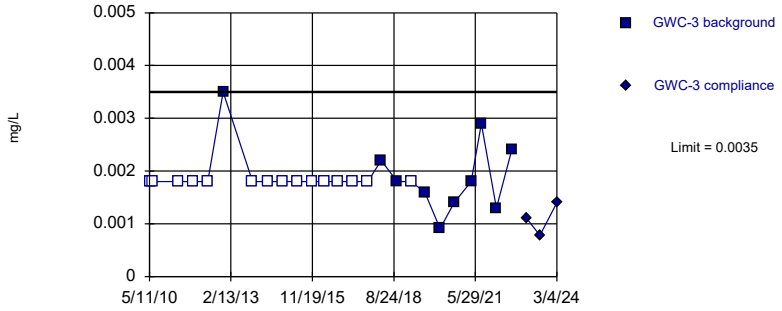

Non-parametric test used in lieu of parametric prediction limit because censored data exceeded 50%. Limit is highest of 25 background values. 60% NDs. Well-constituent pair annual alpha = 0.005656. Individual comparison alpha = 0.002832 (1 of 2).

Constituent: Nickel Analysis Run 3/29/2024 11:34 AM View: Appendix I - Intrawell
Plant Scherer Data: Scherer Cell 1-CCR

Sanitas™ v.10.0.16b Software licensed to . UG
Hollow symbols indicate censored values.
Within Limit

Prediction Limit

Intrawell Non-parametric

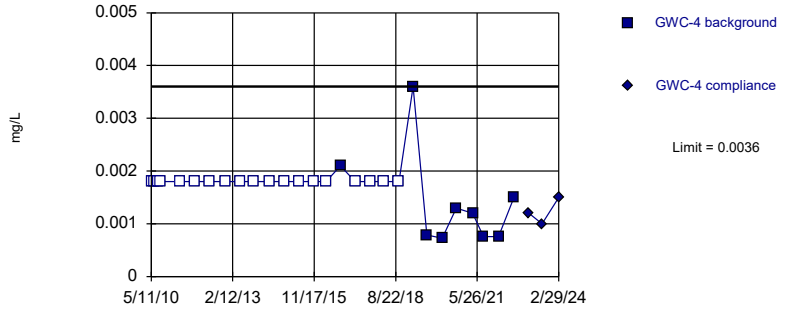

Non-parametric test used in lieu of parametric prediction limit because censored data exceeded 50%. Limit is highest of 28 background values. 67.86% NDs. Well-constituent pair annual alpha = 0.004669. Individual comparison alpha = 0.002337 (1 of 2).

Constituent: Nickel Analysis Run 3/29/2024 11:34 AM View: Appendix I - Intrawell
Plant Scherer Data: Scherer Cell 1-CCR

Sanitas™ v.10.0.16b Software licensed to . UG
Hollow symbols indicate censored values.
Within Limit

Prediction Limit

Intrawell Non-parametric

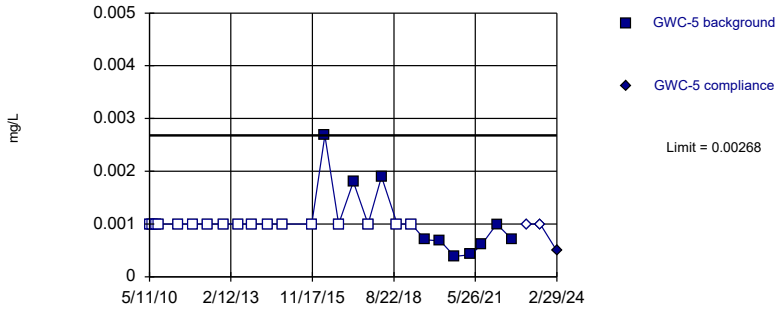

Non-parametric test used in lieu of parametric prediction limit because censored data exceeded 50%. Limit is highest of 27 background values. 62.96% NDs. Well-constituent pair annual alpha = 0.004998. Individual comparison alpha = 0.002502 (1 of 2).

Constituent: Nickel Analysis Run 3/29/2024 11:34 AM View: Appendix I - Intrawell
Plant Scherer Data: Scherer Cell 1-CCR

Sanitas™ v.10.0.16b Software licensed to . UG
Hollow symbols indicate censored values.
Within Limit

Prediction Limit

Intrawell Non-parametric

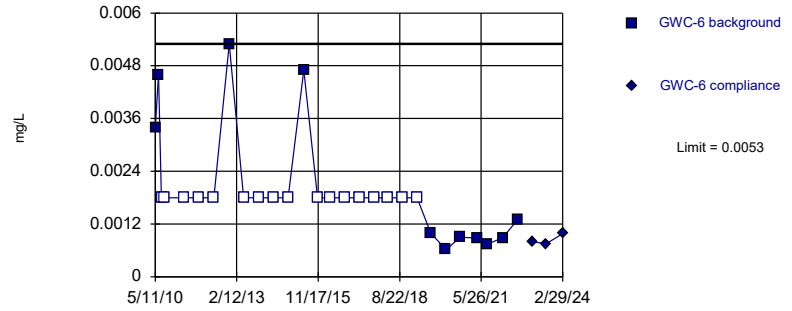

Non-parametric test used in lieu of parametric prediction limit because censored data exceeded 50%. Limit is highest of 28 background values. 60.71% NDs. Well-constituent pair annual alpha = 0.004669. Individual comparison alpha = 0.002337 (1 of 2).

Constituent: Nickel Analysis Run 3/29/2024 11:34 AM View: Appendix I - Intrawell
Plant Scherer Data: Scherer Cell 1-CCR

Sanitas™ v.10.0.16b Software licensed to . UG
Hollow symbols indicate censored values.
Within Limit

Prediction Limit

Intrawell Non-parametric

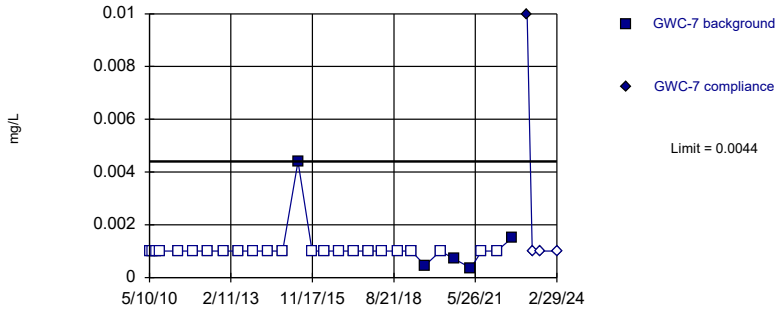

Non-parametric test used in lieu of parametric prediction limit because censored data exceeded 50%. Limit is highest of 28 background values. 82.14% NDs. Well-constituent pair annual alpha = 0.004669. Individual comparison alpha = 0.002337 (1 of 2).

Constituent: Nickel Analysis Run 3/29/2024 11:34 AM View: Appendix I - Intrawell
Plant Scherer Data: Scherer Cell 1-CCR

Sanitas™ v.10.0.16b Software licensed to . UG
Hollow symbols indicate censored values.
Within Limit

Prediction Limit

Intrawell Non-parametric

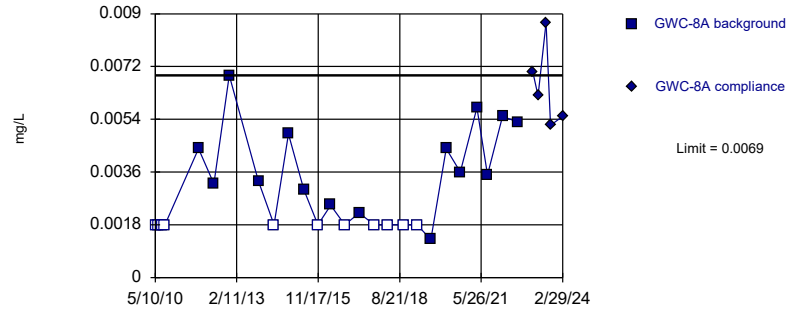

Non-parametric test used in lieu of parametric prediction limit because the Shapiro Wilk normality test showed the data to be non-normal at the 0.01 alpha level. Limit is highest of 26 background values. 42.31% NDs. Well-constituent pair annual alpha = 0.005327. Individual comparison alpha = 0.002667 (1 of 2).

Constituent: Nickel Analysis Run 3/29/2024 11:34 AM View: Appendix I - Intrawell
Plant Scherer Data: Scherer Cell 1-CCR

Sanitas™ v.10.0.16b Software licensed to . UG
Hollow symbols indicate censored values.
Within Limit

Prediction Limit

Intrawell Non-parametric

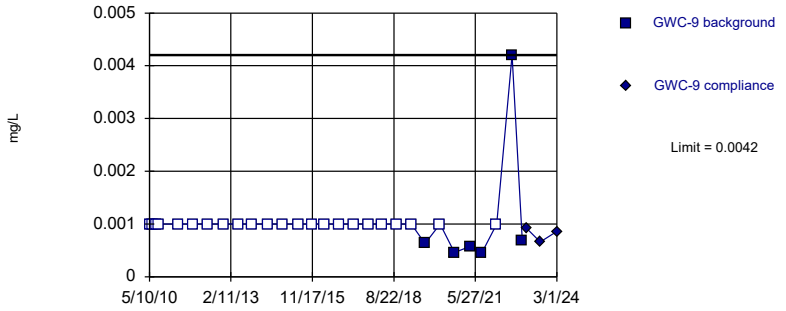

Non-parametric test used in lieu of parametric prediction limit because censored data exceeded 50%. Limit is highest of 29 background values. 79.31% NDs. Well-constituent pair annual alpha = 0.00434. Individual comparison alpha = 0.002172 (1 of 2).

Constituent: Nickel Analysis Run 3/29/2024 11:34 AM View: Appendix I - Intrawell
Plant Scherer Data: Scherer Cell 1-CCR

Sanitas™ v.10.0.16b Software licensed to . UG
Hollow symbols indicate censored values.
Within Limit

Prediction Limit

Intrawell Non-parametric

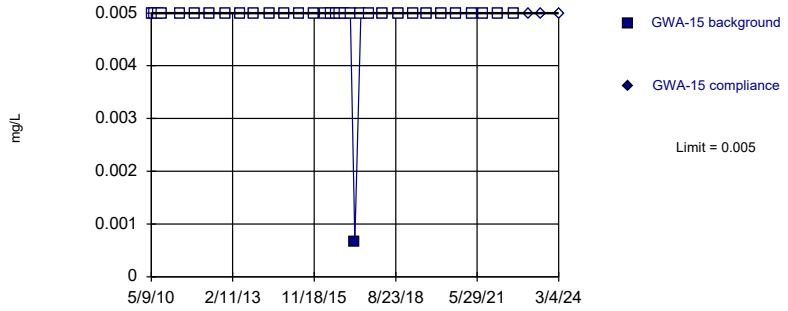

Non-parametric test used in lieu of parametric prediction limit because censored data exceeded 50%. Limit is highest of 33 background values. 96.97% NDs. Well-constituent pair annual alpha = 0.003399. Individual comparison alpha = 0.001701 (1 of 2).

Constituent: Selenium, Total Analysis Run 3/29/2024 11:34 AM View: Appendix I - Intrawell
Plant Scherer Data: Scherer Cell 1-CCR

Sanitas™ v.10.0.16b Software licensed to . UG
Hollow symbols indicate censored values.
Within Limit

Prediction Limit

Intrawell Non-parametric

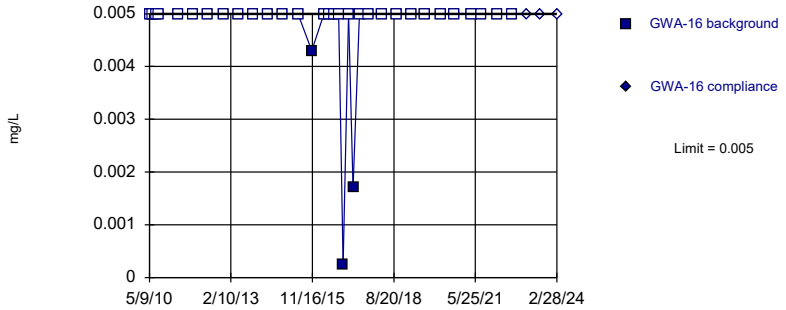

Non-parametric test used in lieu of parametric prediction limit because censored data exceeded 50%. Limit is highest of 33 background values. 90.91% NDs. Well-constituent pair annual alpha = 0.003399. Individual comparison alpha = 0.001701 (1 of 2).

Constituent: Selenium, Total Analysis Run 3/29/2024 11:34 AM View: Appendix I - Intrawell
Plant Scherer Data: Scherer Cell 1-CCR

Sanitas™ v.10.0.16b Software licensed to . UG
Hollow symbols indicate censored values.
Within Limit

Prediction Limit

Intrawell Non-parametric

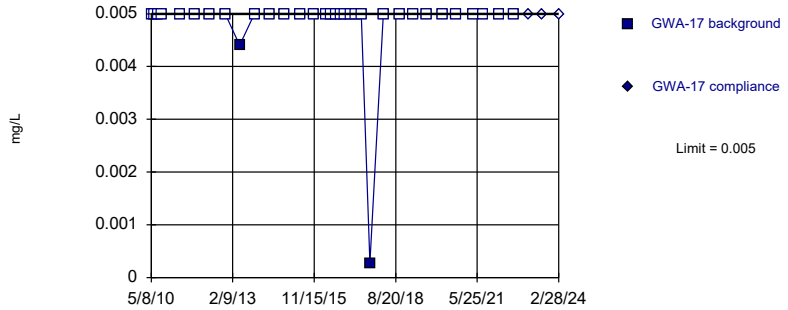

Non-parametric test used in lieu of parametric prediction limit because censored data exceeded 50%. Limit is highest of 33 background values. 93.94% NDs. Well-constituent pair annual alpha = 0.003399. Individual comparison alpha = 0.001701 (1 of 2).

Constituent: Selenium, Total Analysis Run 3/29/2024 11:34 AM View: Appendix I - Intrawell
Plant Scherer Data: Scherer Cell 1-CCR

Sanitas™ v.10.0.16b Software licensed to . UG
Hollow symbols indicate censored values.
Within Limit

Prediction Limit

Intrawell Non-parametric

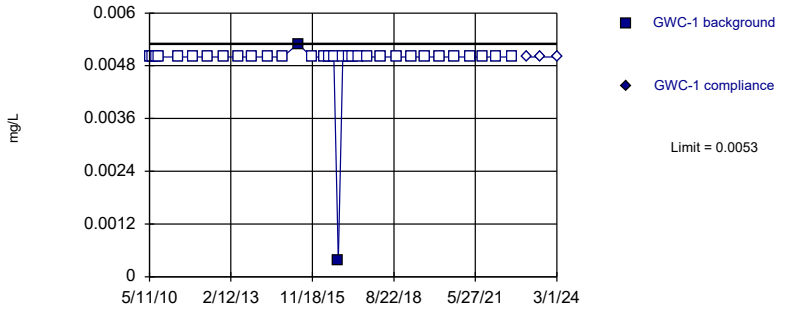

Non-parametric test used in lieu of parametric prediction limit because censored data exceeded 50%. Limit is highest of 33 background values. 93.94% NDs. Well-constituent pair annual alpha = 0.003399. Individual comparison alpha = 0.001701 (1 of 2).

Constituent: Selenium, Total Analysis Run 3/29/2024 11:34 AM View: Appendix I - Intrawell
Plant Scherer Data: Scherer Cell 1-CCR

Sanitas™ v.10.0.16b Software licensed to . UG
Hollow symbols indicate censored values.
Within Limit

Prediction Limit

Intrawell Non-parametric

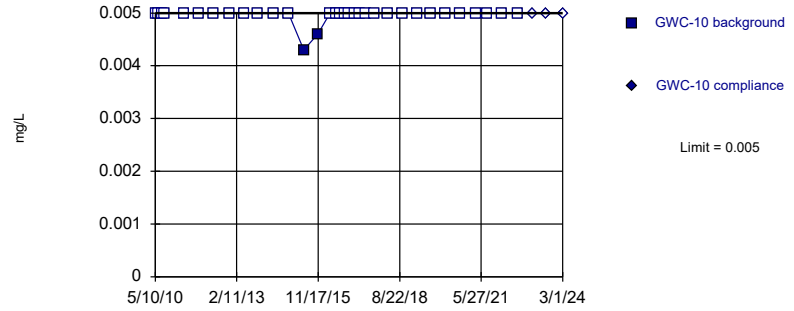

Non-parametric test used in lieu of parametric prediction limit because censored data exceeded 50%. Limit is highest of 33 background values. 93.94% NDs. Well-constituent pair annual alpha = 0.003399. Individual comparison alpha = 0.001701 (1 of 2).

Constituent: Selenium, Total Analysis Run 3/29/2024 11:34 AM View: Appendix I - Intrawell
Plant Scherer Data: Scherer Cell 1-CCR

Sanitas™ v.10.0.16b Software licensed to . UG
Hollow symbols indicate censored values.
Within Limit

Prediction Limit

Intrawell Non-parametric

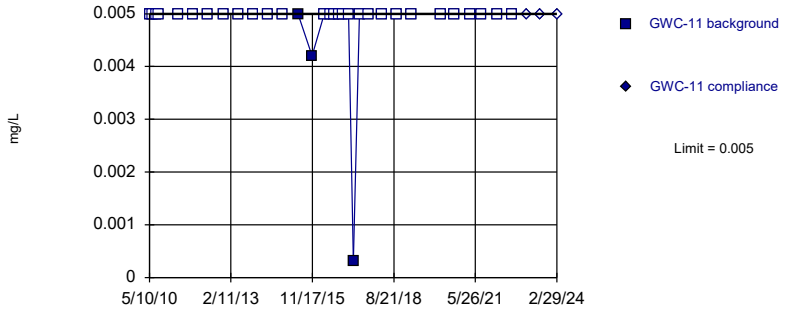

Non-parametric test used in lieu of parametric prediction limit because censored data exceeded 50%. Limit is highest of 32 background values. 90.63% NDs. Well-constituent pair annual alpha = 0.003603. Individual comparison alpha = 0.001803 (1 of 2).

Constituent: Selenium, Total Analysis Run 3/29/2024 11:34 AM View: Appendix I - Intrawell
Plant Scherer Data: Scherer Cell 1-CCR

Sanitas™ v.10.0.16b Software licensed to . UG
Hollow symbols indicate censored values.
Within Limit

Prediction Limit

Intrawell Non-parametric

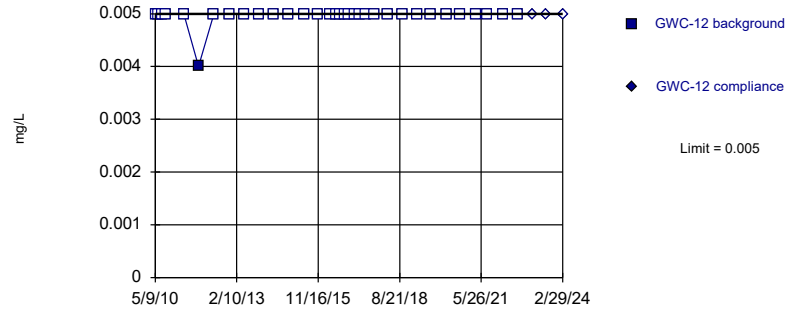

Non-parametric test used in lieu of parametric prediction limit because censored data exceeded 50%. Limit is highest of 33 background values. 96.97% NDs. Well-constituent pair annual alpha = 0.003399. Individual comparison alpha = 0.001701 (1 of 2).

Constituent: Selenium, Total Analysis Run 3/29/2024 11:34 AM View: Appendix I - Intrawell
Plant Scherer Data: Scherer Cell 1-CCR

Sanitas™ v.10.0.16b Software licensed to . UG
Hollow symbols indicate censored values.
Within Limit

Prediction Limit

Intrawell Non-parametric

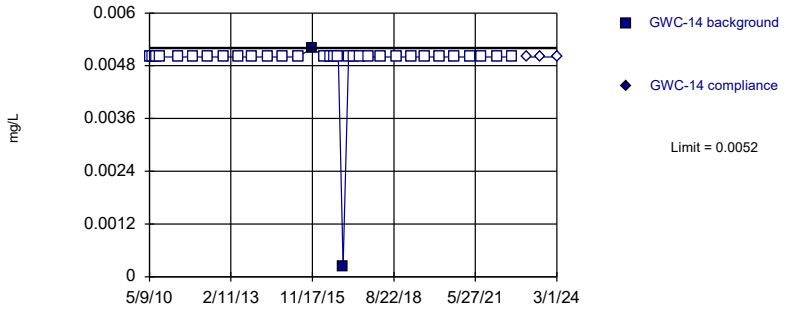

Non-parametric test used in lieu of parametric prediction limit because censored data exceeded 50%. Limit is highest of 33 background values. 93.94% NDs. Well-constituent pair annual alpha = 0.003399. Individual comparison alpha = 0.001701 (1 of 2).

Constituent: Selenium, Total Analysis Run 3/29/2024 11:34 AM View: Appendix I - Intrawell
Plant Scherer Data: Scherer Cell 1-CCR

Sanitas™ v.10.0.16b Software licensed to . UG
Hollow symbols indicate censored values.
Within Limit

Prediction Limit

Intrawell Non-parametric

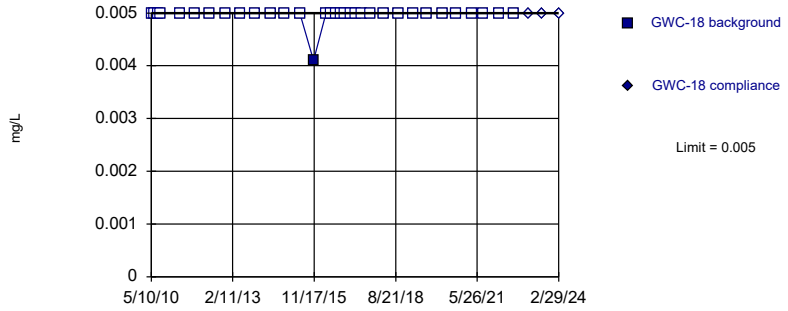

Non-parametric test used in lieu of parametric prediction limit because censored data exceeded 50%. Limit is highest of 33 background values. 96.97% NDs. Well-constituent pair annual alpha = 0.003399. Individual comparison alpha = 0.001701 (1 of 2).

Constituent: Selenium, Total Analysis Run 3/29/2024 11:34 AM View: Appendix I - Intrawell
Plant Scherer Data: Scherer Cell 1-CCR

Sanitas™ v.10.0.16b Software licensed to . UG
Hollow symbols indicate censored values.
Within Limit

Prediction Limit

Intrawell Non-parametric

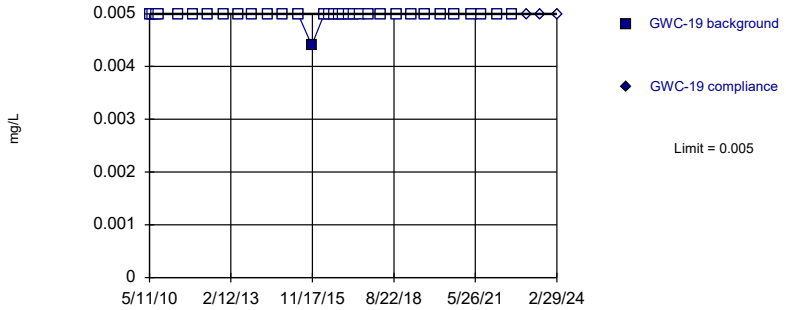

Non-parametric test used in lieu of parametric prediction limit because censored data exceeded 50%. Limit is highest of 33 background values. 96.97% NDs. Well-constituent pair annual alpha = 0.003399. Individual comparison alpha = 0.001701 (1 of 2).

Constituent: Selenium, Total Analysis Run 3/29/2024 11:34 AM View: Appendix I - Intrawell
Plant Scherer Data: Scherer Cell 1-CCR

Sanitas™ v.10.0.16b Software licensed to . UG
Hollow symbols indicate censored values.
Within Limit

Prediction Limit

Intrawell Non-parametric

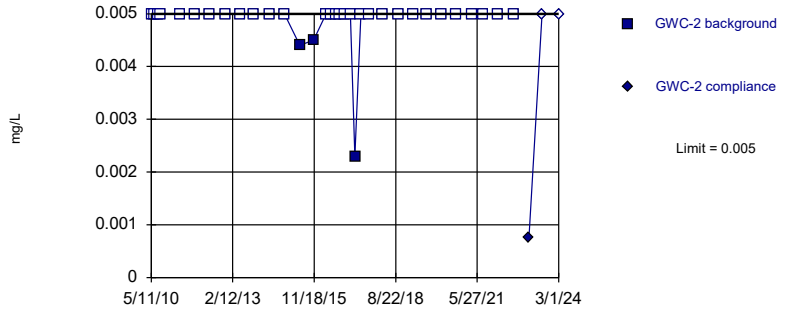

Non-parametric test used in lieu of parametric prediction limit because censored data exceeded 50%. Limit is highest of 33 background values. 90.91% NDs. Well-constituent pair annual alpha = 0.003399. Individual comparison alpha = 0.001701 (1 of 2).

Constituent: Selenium, Total Analysis Run 3/29/2024 11:34 AM View: Appendix I - Intrawell
Plant Scherer Data: Scherer Cell 1-CCR

Sanitas™ v.10.0.16b Software licensed to . UG
Hollow symbols indicate censored values.
Within Limit

Prediction Limit

Intrawell Non-parametric

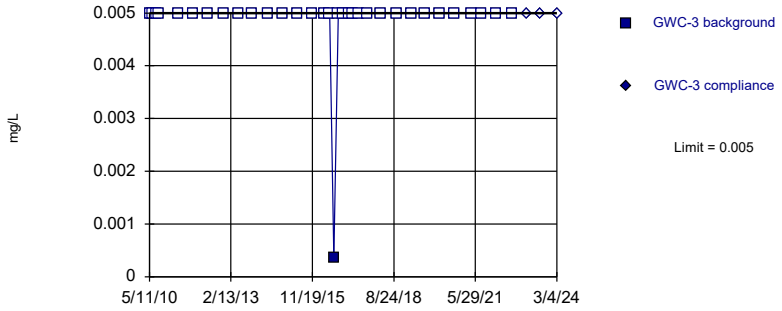

Non-parametric test used in lieu of parametric prediction limit because censored data exceeded 50%. Limit is highest of 33 background values. 96.97% NDs. Well-constituent pair annual alpha = 0.003399. Individual comparison alpha = 0.001701 (1 of 2).

Constituent: Selenium, Total Analysis Run 3/29/2024 11:34 AM View: Appendix I - Intrawell
Plant Scherer Data: Scherer Cell 1-CCR

Sanitas™ v.10.0.16b Software licensed to . UG
Hollow symbols indicate censored values.
Within Limit

Prediction Limit

Intrawell Non-parametric

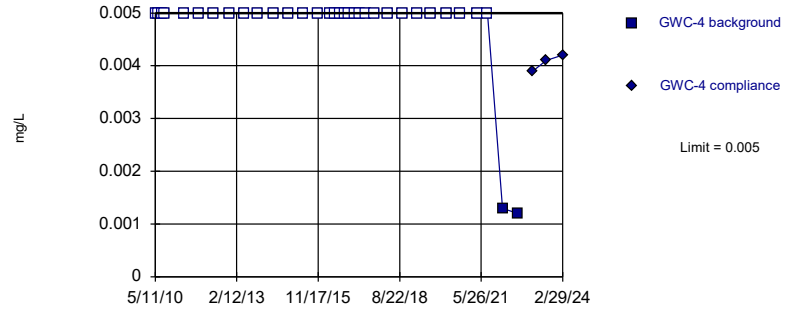

Non-parametric test used in lieu of parametric prediction limit because censored data exceeded 50%. Limit is highest of 33 background values. 93.94% NDs. Well-constituent pair annual alpha = 0.003399. Individual comparison alpha = 0.001701 (1 of 2).

Constituent: Selenium, Total Analysis Run 3/29/2024 11:34 AM View: Appendix I - Intrawell
Plant Scherer Data: Scherer Cell 1-CCR

Sanitas™ v.10.0.16b Software licensed to . UG
Within Limit

Prediction Limit

Intrawell Parametric

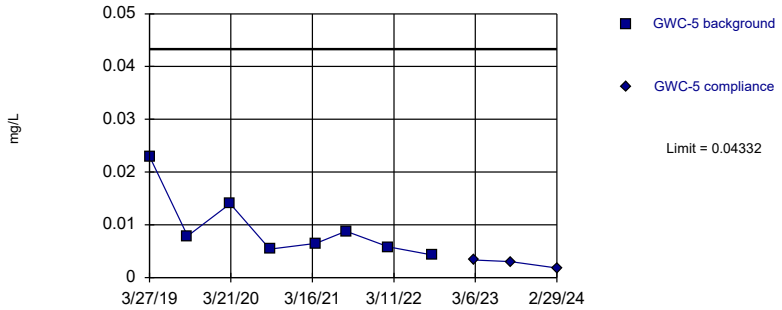

Background Data Summary (based on square root transformation): Mean=0.09356, Std. Dev.=0.02845, n=8. Normality test: Shapiro Wilk @alpha = 0.1, calculated = 0.8603, critical = 0.851. Kappa = 4.027 (c=16, w=17, 1 of 2, event alpha = 0.05132). Report alpha = 0.0001937.

Constituent: Selenium, Total Analysis Run 3/29/2024 11:34 AM View: Appendix I - Intrawell
Plant Scherer Data: Scherer Cell 1-CCR

Sanitas™ v.10.0.16b Software licensed to . UG
Hollow symbols indicate censored values.
Within Limit

Prediction Limit

Intrawell Non-parametric

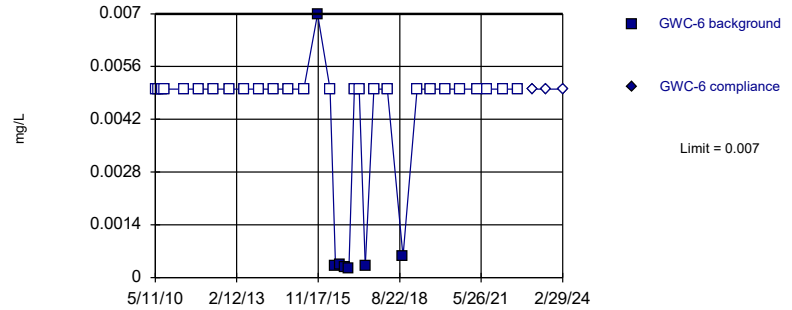

Non-parametric test used in lieu of parametric prediction limit because censored data exceeded 50%. Limit is highest of 33 background values. 78.79% NDs. Well-constituent pair annual alpha = 0.003399. Individual comparison alpha = 0.001701 (1 of 2).

Constituent: Selenium, Total Analysis Run 3/29/2024 11:34 AM View: Appendix I - Intrawell
Plant Scherer Data: Scherer Cell 1-CCR

Sanitas™ v.10.0.16b Software licensed to . UG
Hollow symbols indicate censored values.
Within Limit

Prediction Limit

Intrawell Non-parametric

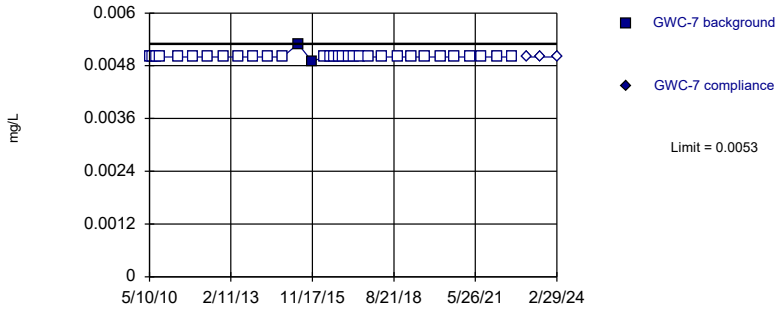

Non-parametric test used in lieu of parametric prediction limit because censored data exceeded 50%. Limit is highest of 33 background values. 93.94% NDs. Well-constituent pair annual alpha = 0.003399. Individual comparison alpha = 0.001701 (1 of 2).

Constituent: Selenium, Total Analysis Run 3/29/2024 11:34 AM View: Appendix I - Intrawell
Plant Scherer Data: Scherer Cell 1-CCR

Sanitas™ v.10.0.16b Software licensed to . UG
Hollow symbols indicate censored values.
Within Limit

Prediction Limit

Intrawell Non-parametric

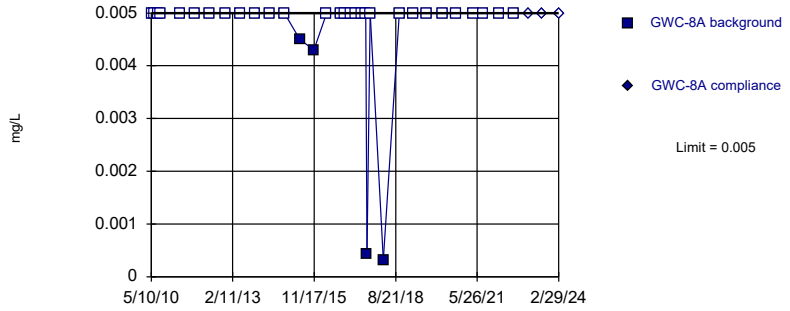

Non-parametric test used in lieu of parametric prediction limit because censored data exceeded 50%. Limit is highest of 33 background values. 87.88% NDs. Well-constituent pair annual alpha = 0.003399. Individual comparison alpha = 0.001701 (1 of 2).

Constituent: Selenium, Total Analysis Run 3/29/2024 11:34 AM View: Appendix I - Intrawell
Plant Scherer Data: Scherer Cell 1-CCR

Sanitas™ v.10.0.16b Software licensed to . UG
Hollow symbols indicate censored values.
Within Limit

Prediction Limit

Intrawell Non-parametric

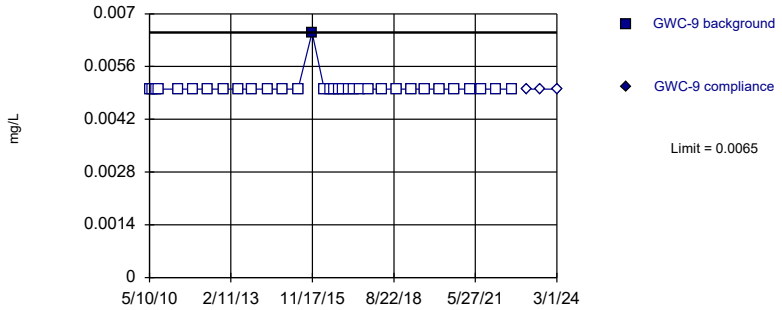

Non-parametric test used in lieu of parametric prediction limit because censored data exceeded 50%. Limit is highest of 33 background values. 96.97% NDs. Well-constituent pair annual alpha = 0.003399. Individual comparison alpha = 0.001701 (1 of 2).

Constituent: Selenium, Total Analysis Run 3/29/2024 11:34 AM View: Appendix I - Intrawell
Plant Scherer Data: Scherer Cell 1-CCR

Sanitas™ v.10.0.16b Software licensed to . UG
Hollow symbols indicate censored values.
Within Limit

Prediction Limit

Intrawell Non-parametric

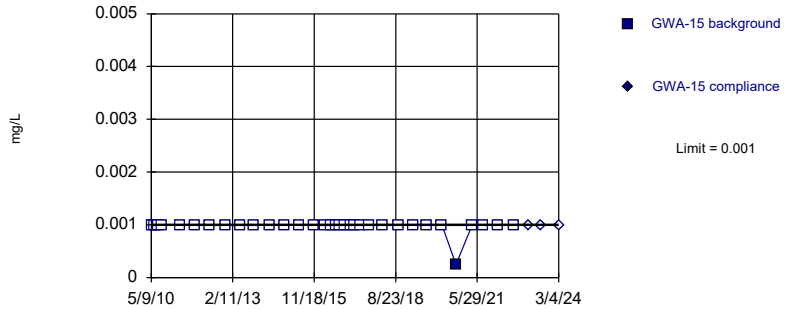

Non-parametric test used in lieu of parametric prediction limit because censored data exceeded 50%. Limit is highest of 33 background values. 96.97% NDs. Well-constituent pair annual alpha = 0.003399. Individual comparison alpha = 0.001701 (1 of 2).

Constituent: Thallium, Total Analysis Run 3/29/2024 11:34 AM View: Appendix I - Intrawell
Plant Scherer Data: Scherer Cell 1-CCR

Sanitas™ v.10.0.16b Software licensed to . UG
Hollow symbols indicate censored values.
Within Limit

Prediction Limit

Intrawell Non-parametric

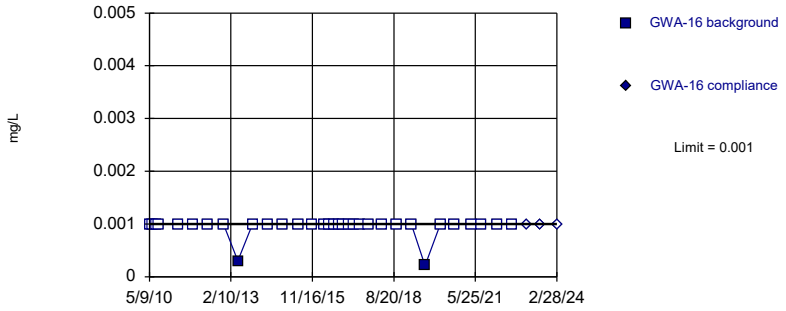

Non-parametric test used in lieu of parametric prediction limit because censored data exceeded 50%. Limit is highest of 33 background values. 93.94% NDs. Well-constituent pair annual alpha = 0.003399. Individual comparison alpha = 0.001701 (1 of 2).

Constituent: Thallium, Total Analysis Run 3/29/2024 11:34 AM View: Appendix I - Intrawell
Plant Scherer Data: Scherer Cell 1-CCR

Sanitas™ v.10.0.16b Software licensed to . UG
Hollow symbols indicate censored values.
Within Limit

Prediction Limit

Intrawell Non-parametric

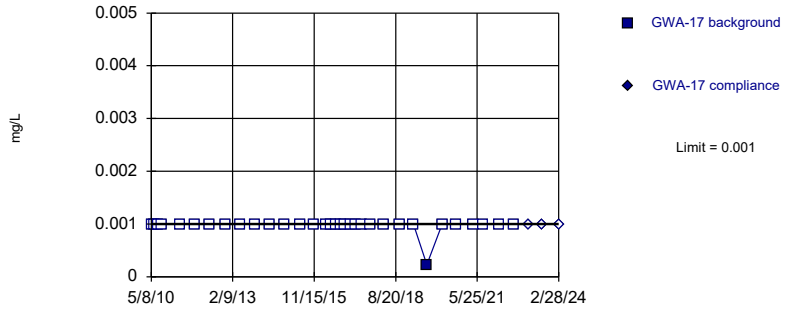

Non-parametric test used in lieu of parametric prediction limit because censored data exceeded 50%. Limit is highest of 33 background values. 96.97% NDs. Well-constituent pair annual alpha = 0.003399. Individual comparison alpha = 0.001701 (1 of 2).

Constituent: Thallium, Total Analysis Run 3/29/2024 11:34 AM View: Appendix I - Intrawell
Plant Scherer Data: Scherer Cell 1-CCR

Sanitas™ v.10.0.16b Software licensed to . UG
Hollow symbols indicate censored values.
Within Limit

Prediction Limit

Intrawell Non-parametric

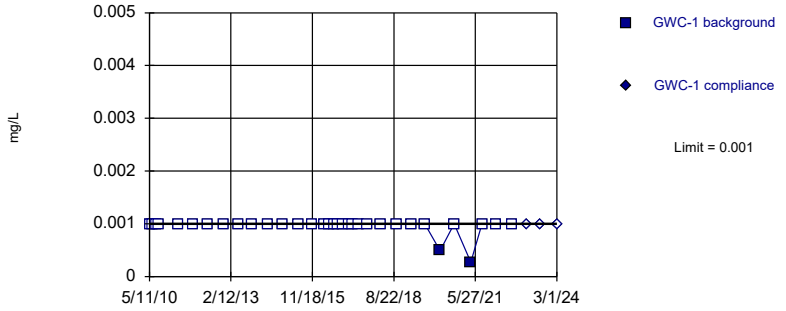

Non-parametric test used in lieu of parametric prediction limit because censored data exceeded 50%. Limit is highest of 33 background values. 93.94% NDs. Well-constituent pair annual alpha = 0.003399. Individual comparison alpha = 0.001701 (1 of 2).

Constituent: Thallium, Total Analysis Run 3/29/2024 11:34 AM View: Appendix I - Intrawell
Plant Scherer Data: Scherer Cell 1-CCR

Sanitas™ v.10.0.16b Software licensed to . UG
Hollow symbols indicate censored values.
Within Limit

Prediction Limit

Intrawell Non-parametric

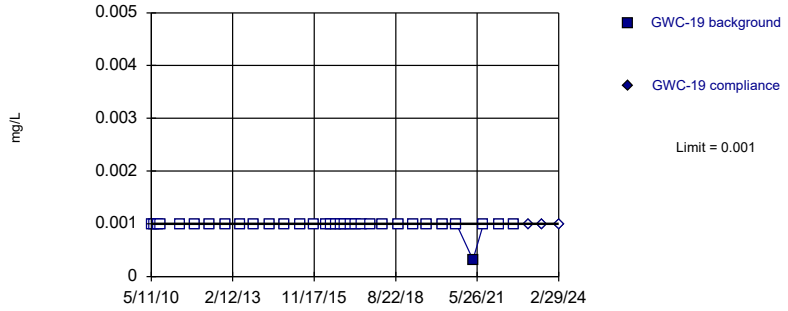

Non-parametric test used in lieu of parametric prediction limit because censored data exceeded 50%. Limit is highest of 33 background values. 96.97% NDs. Well-constituent pair annual alpha = 0.003399. Individual comparison alpha = 0.001701 (1 of 2).

Constituent: Thallium, Total Analysis Run 3/29/2024 11:34 AM View: Appendix I - Intrawell
Plant Scherer Data: Scherer Cell 1-CCR

Sanitas™ v.10.0.16b Software licensed to . UG
Hollow symbols indicate censored values.
Within Limit

Prediction Limit

Intrawell Non-parametric

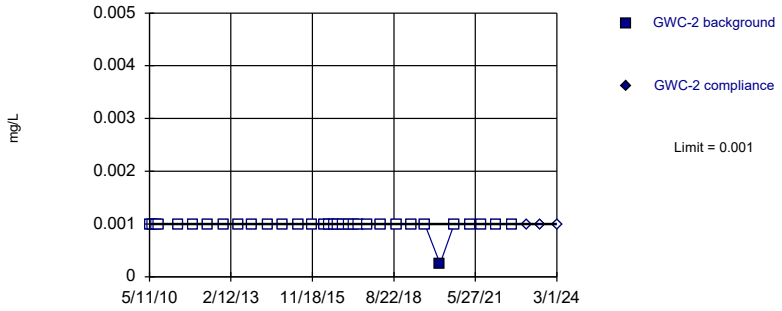

Non-parametric test used in lieu of parametric prediction limit because censored data exceeded 50%. Limit is highest of 33 background values. 96.97% NDs. Well-constituent pair annual alpha = 0.003399. Individual comparison alpha = 0.001701 (1 of 2).

Constituent: Thallium, Total Analysis Run 3/29/2024 11:34 AM View: Appendix I - Intrawell
Plant Scherer Data: Scherer Cell 1-CCR

Sanitas™ v.10.0.16b Software licensed to . UG
Hollow symbols indicate censored values.
Within Limit

Prediction Limit

Intrawell Non-parametric

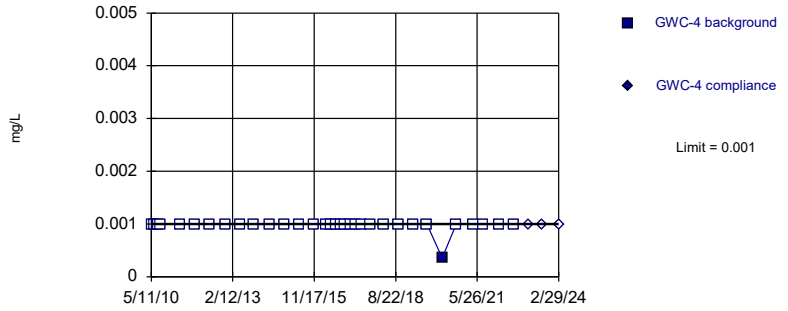

Non-parametric test used in lieu of parametric prediction limit because censored data exceeded 50%. Limit is highest of 33 background values. 96.97% NDs. Well-constituent pair annual alpha = 0.003399. Individual comparison alpha = 0.001701 (1 of 2).

Constituent: Thallium, Total Analysis Run 3/29/2024 11:34 AM View: Appendix I - Intrawell
Plant Scherer Data: Scherer Cell 1-CCR

Sanitas™ v.10.0.16b Software licensed to . UG
Hollow symbols indicate censored values.
Within Limit

Prediction Limit

Intrawell Non-parametric

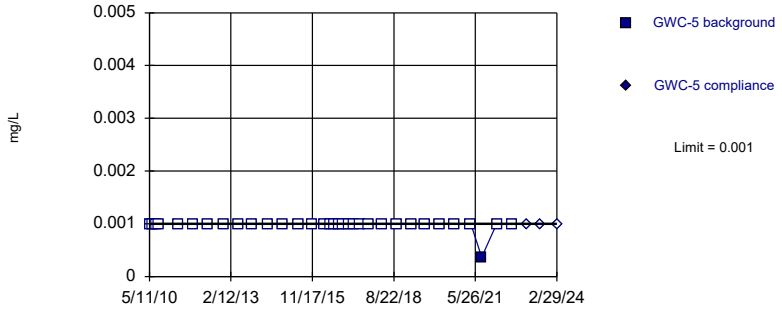

Non-parametric test used in lieu of parametric prediction limit because censored data exceeded 50%. Limit is highest of 33 background values. 96.97% NDs. Well-constituent pair annual alpha = 0.003399. Individual comparison alpha = 0.001701 (1 of 2).

Constituent: Thallium, Total Analysis Run 3/29/2024 11:34 AM View: Appendix I - Intrawell
Plant Scherer Data: Scherer Cell 1-CCR

Sanitas™ v.10.0.16b Software licensed to . UG
Hollow symbols indicate censored values.
Within Limit

Prediction Limit

Intrawell Non-parametric

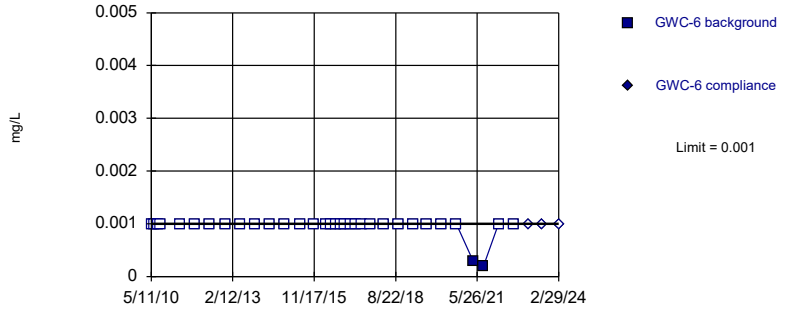

Non-parametric test used in lieu of parametric prediction limit because censored data exceeded 50%. Limit is highest of 33 background values. 93.94% NDs. Well-constituent pair annual alpha = 0.003399. Individual comparison alpha = 0.001701 (1 of 2).

Constituent: Thallium, Total Analysis Run 3/29/2024 11:34 AM View: Appendix I - Intrawell
Plant Scherer Data: Scherer Cell 1-CCR

Sanitas™ v.10.0.16b Software licensed to . UG
Hollow symbols indicate censored values.
Within Limit

Prediction Limit

Intrawell Non-parametric

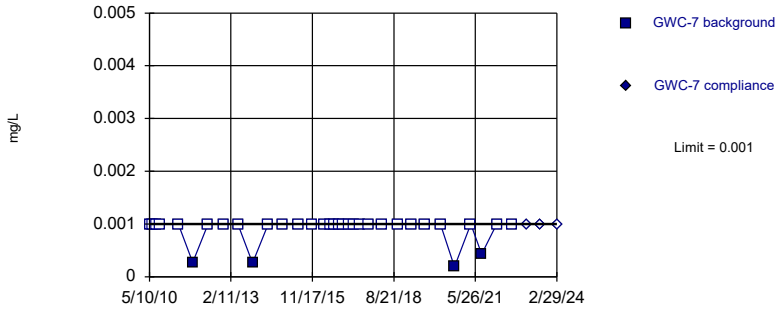

Non-parametric test used in lieu of parametric prediction limit because censored data exceeded 50%. Limit is highest of 33 background values. 87.88% NDs. Well-constituent pair annual alpha = 0.003399. Individual comparison alpha = 0.001701 (1 of 2).

Constituent: Thallium, Total Analysis Run 3/29/2024 11:34 AM View: Appendix I - Intrawell
Plant Scherer Data: Scherer Cell 1-CCR

Sanitas™ v.10.0.16b Software licensed to . UG
Hollow symbols indicate censored values.
Within Limit

Prediction Limit

Intrawell Non-parametric

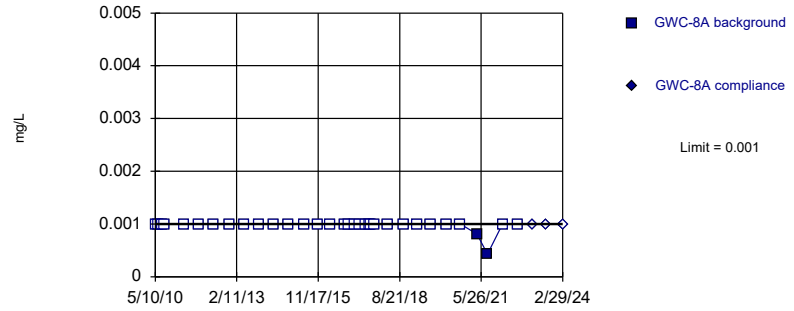

Non-parametric test used in lieu of parametric prediction limit because censored data exceeded 50%. Limit is highest of 33 background values. 93.94% NDs. Well-constituent pair annual alpha = 0.003399. Individual comparison alpha = 0.001701 (1 of 2).

Constituent: Thallium, Total Analysis Run 3/29/2024 11:34 AM View: Appendix I - Intrawell
Plant Scherer Data: Scherer Cell 1-CCR

Sanitas™ v.10.0.16b Software licensed to . UG
Hollow symbols indicate censored values.
Within Limit

Prediction Limit

Intrawell Non-parametric

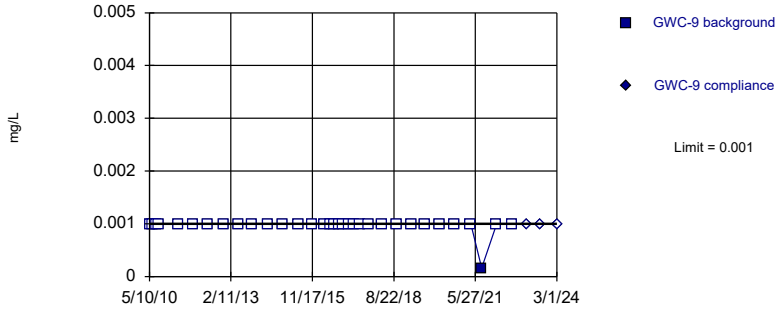

Non-parametric test used in lieu of parametric prediction limit because censored data exceeded 50%. Limit is highest of 33 background values. 96.97% NDs. Well-constituent pair annual alpha = 0.003399. Individual comparison alpha = 0.001701 (1 of 2).

Constituent: Thallium, Total Analysis Run 3/29/2024 11:34 AM View: Appendix I - Intrawell
Plant Scherer Data: Scherer Cell 1-CCR

Sanitas™ v.10.0.16b Software licensed to . UG
Hollow symbols indicate censored values.
Within Limit

Prediction Limit

Intrawell Non-parametric

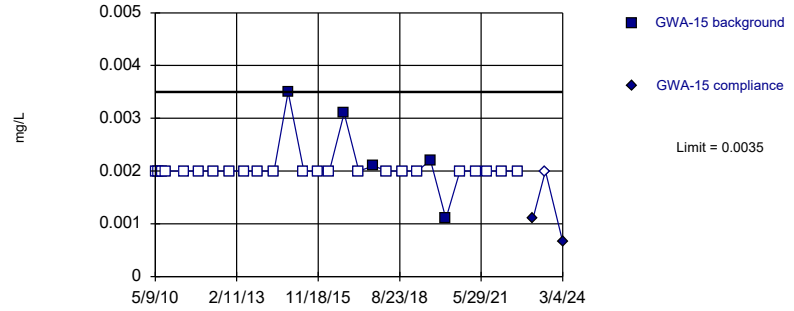

Non-parametric test used in lieu of parametric prediction limit because censored data exceeded 50%. Limit is highest of 28 background values. 82.14% NDs. Well-constituent pair annual alpha = 0.004669. Individual comparison alpha = 0.002337 (1 of 2).

Constituent: Vanadium Analysis Run 3/29/2024 11:34 AM View: Appendix I - Intrawell
Plant Scherer Data: Scherer Cell 1-CCR

Sanitas™ v.10.0.16b Software licensed to . UG
Hollow symbols indicate censored values.
Within Limit

Prediction Limit

Intrawell Parametric

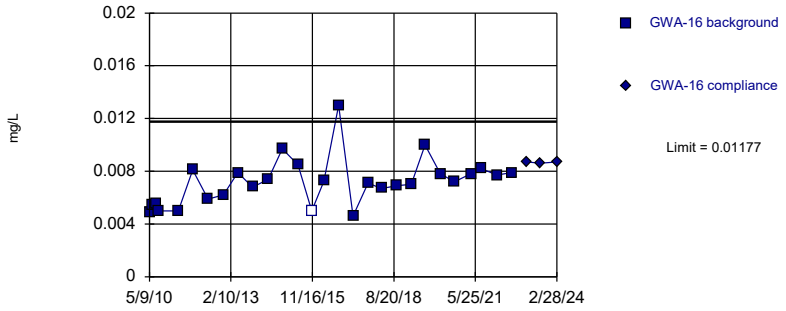

Background Data Summary: Mean=0.007159, Std. Dev.=0.001817, n=28, 3.571% NDs. Normality test: Shapiro Wilk @alpha = 0.01, calculated = 0.9098, critical = 0.896. Kappa = 2.539 (c=16, w=17, 1 of 2, event alpha = 0.05132). Report alpha = 0.0001937.

Constituent: Vanadium Analysis Run 3/29/2024 11:34 AM View: Appendix I - Intrawell
Plant Scherer Data: Scherer Cell 1-CCR

Sanitas™ v.10.0.16b Software licensed to . UG
Hollow symbols indicate censored values.
Within Limit

Prediction Limit

Intrawell Parametric

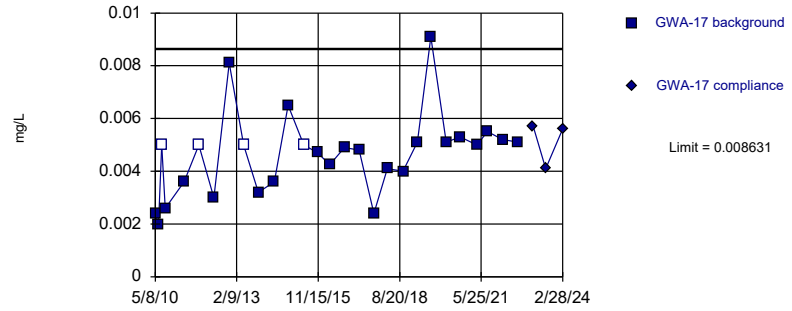

Background Data Summary: Mean=0.004626, Std. Dev.=0.001577, n=28, 14.29% NDs. Normality test: Shapiro Wilk @alpha = 0.01, calculated = 0.9059, critical = 0.896. Kappa = 2.539 (c=16, w=17, 1 of 2, event alpha = 0.05132). Report alpha = 0.0001937.

Constituent: Vanadium Analysis Run 3/29/2024 11:34 AM View: Appendix I - Intrawell
Plant Scherer Data: Scherer Cell 1-CCR

Sanitas™ v.10.0.16b Software licensed to . UG
Within Limit

Prediction Limit

Intrawell Parametric

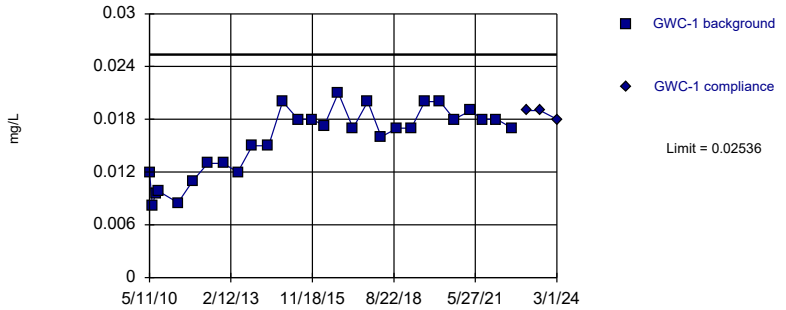

Background Data Summary: Mean=0.01566, Std. Dev.=0.003819, n=28. Normality test: Shapiro Wilk @alpha = 0.01, calculated = 0.9099, critical = 0.896. Kappa = 2.539 (c=16, w=17, 1 of 2, event alpha = 0.05132). Report alpha = 0.0001937.

Constituent: Vanadium Analysis Run 3/29/2024 11:34 AM View: Appendix I - Intrawell
Plant Scherer Data: Scherer Cell 1-CCR

Sanitas™ v.10.0.16b Software licensed to . UG
Within Limit

Prediction Limit

Intrawell Parametric

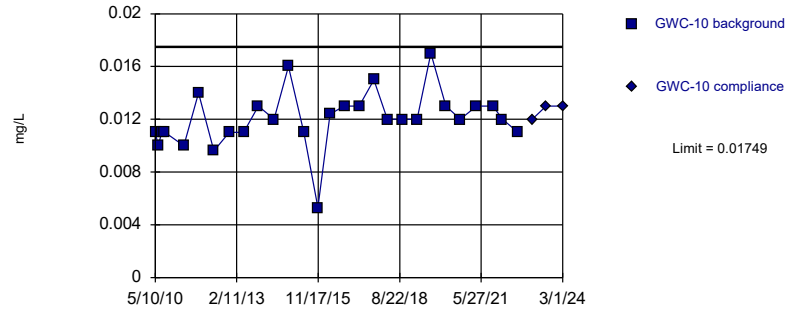

Background Data Summary: Mean=0.01201, Std. Dev.=0.002159, n=28. Normality test: Shapiro Wilk @alpha = 0.01, calculated = 0.9143, critical = 0.896. Kappa = 2.539 (c=16, w=17, 1 of 2, event alpha = 0.05132). Report alpha = 0.0001937.

Constituent: Vanadium Analysis Run 3/29/2024 11:34 AM View: Appendix I - Intrawell
Plant Scherer Data: Scherer Cell 1-CCR

Sanitas™ v.10.0.16b Software licensed to . UG
Hollow symbols indicate censored values.
Within Limit

Prediction Limit

Intrawell Parametric

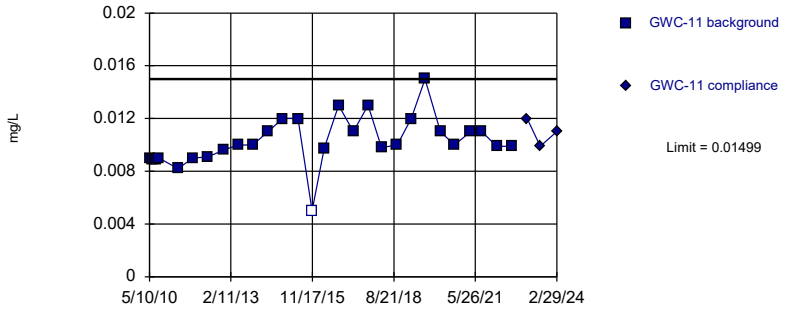

Background Data Summary: Mean=0.01029, Std. Dev.=0.00185, n=28, 3.571% NDs. Normality test: Shapiro Wilk @alpha = 0.01, calculated = 0.9363, critical = 0.896. Kappa = 2.539 (c=16, w=17, 1 of 2, event alpha = 0.05132). Report alpha = 0.0001937.

Constituent: Vanadium Analysis Run 3/29/2024 11:34 AM View: Appendix I - Intrawell
Plant Scherer Data: Scherer Cell 1-CCR

Sanitas™ v.10.0.16b Software licensed to . UG
Hollow symbols indicate censored values.
Within Limit

Prediction Limit

Intrawell Non-parametric

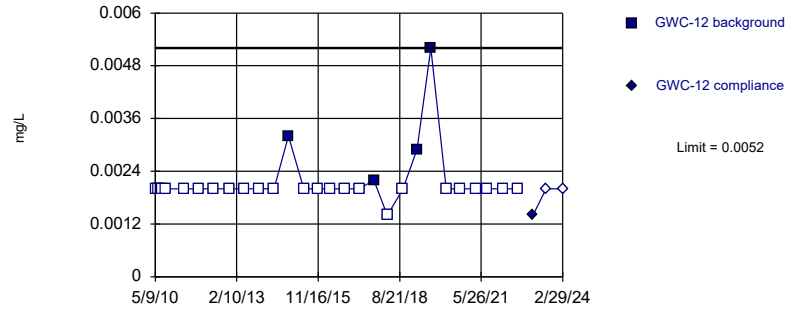

Non-parametric test used in lieu of parametric prediction limit because censored data exceeded 50%. Limit is highest of 28 background values. 85.71% NDs. Well-constituent pair annual alpha = 0.004669. Individual comparison alpha = 0.002337 (1 of 2).

Constituent: Vanadium Analysis Run 3/29/2024 11:34 AM View: Appendix I - Intrawell
Plant Scherer Data: Scherer Cell 1-CCR

Sanitas™ v.10.0.16b Software licensed to . UG
Hollow symbols indicate censored values.
Within Limit

Prediction Limit

Intrawell Non-parametric

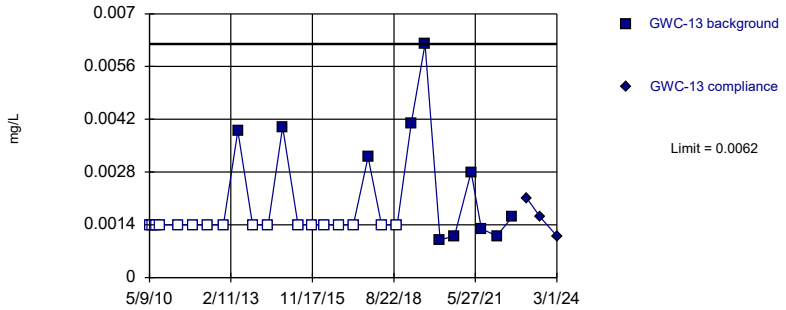

Non-parametric test used in lieu of parametric prediction limit because censored data exceeded 50%. Limit is highest of 28 background values. 60.71% NDs. Well-constituent pair annual alpha = 0.004669. Individual comparison alpha = 0.002337 (1 of 2).

Constituent: Vanadium Analysis Run 3/29/2024 11:34 AM View: Appendix I - Intrawell
Plant Scherer Data: Scherer Cell 1-CCR

Sanitas™ v.10.0.16b Software licensed to . UG
Hollow symbols indicate censored values.
Within Limit

Prediction Limit

Intrawell Non-parametric

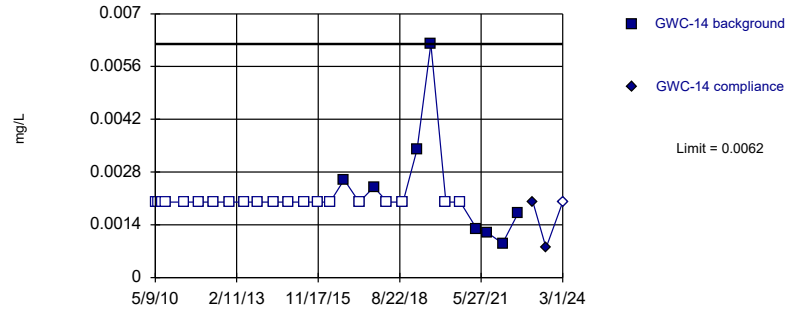

Non-parametric test used in lieu of parametric prediction limit because censored data exceeded 50%. Limit is highest of 28 background values. 71.43% NDs. Well-constituent pair annual alpha = 0.004669. Individual comparison alpha = 0.002337 (1 of 2).

Constituent: Vanadium Analysis Run 3/29/2024 11:34 AM View: Appendix I - Intrawell
Plant Scherer Data: Scherer Cell 1-CCR

Sanitas™ v.10.0.16b Software licensed to . UG
Hollow symbols indicate censored values.
Within Limit

Prediction Limit

Intrawell Parametric

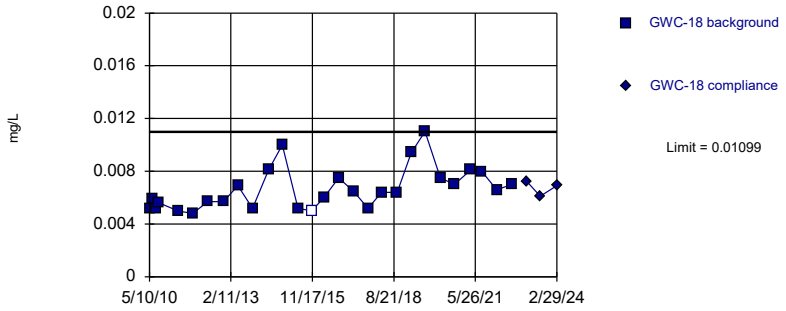

Background Data Summary (based on square root transformation): Mean=0.08101, Std. Dev.=0.009376, n=28, 3.571% NDs. Normality test: Shapiro Wilk @alpha = 0.01, calculated = 0.914, critical = 0.896. Kappa = 2.539 (c=16, w=17, 1 of 2, event alpha = 0.05132). Report alpha = 0.0001937.

Constituent: Vanadium Analysis Run 3/29/2024 11:34 AM View: Appendix I - Intrawell
Plant Scherer Data: Scherer Cell 1-CCR

Sanitas™ v.10.0.16b Software licensed to . UG
Within Limit

Prediction Limit

Intrawell Parametric

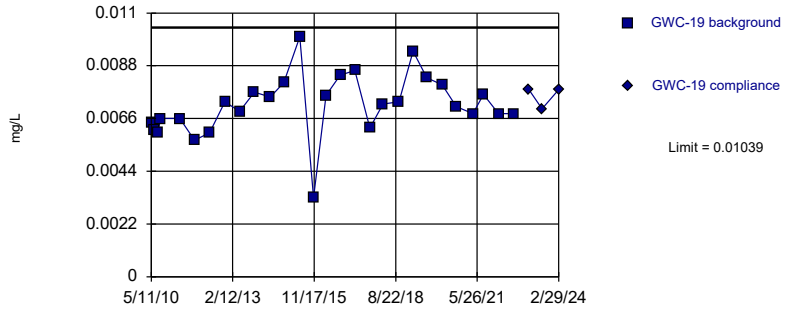

Background Data Summary: Mean=0.007152, Std. Dev.=0.001274, n=28. Normality test: Shapiro Wilk @alpha = 0.01, calculated = 0.954, critical = 0.896. Kappa = 2.539 (c=16, w=17, 1 of 2, event alpha = 0.05132). Report alpha = 0.0001937.

Constituent: Vanadium Analysis Run 3/29/2024 11:34 AM View: Appendix I - Intrawell
Plant Scherer Data: Scherer Cell 1-CCR

Sanitas™ v.10.0.16b Software licensed to . UG
Hollow symbols indicate censored values.
Within Limit

Prediction Limit

Intrawell Parametric

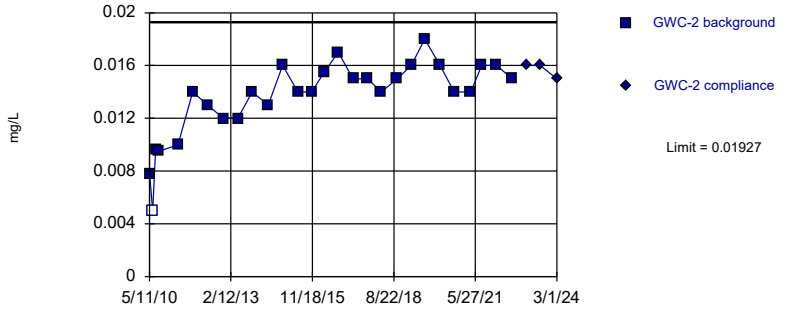

Background Data Summary (based on square transformation): Mean=0.0001928, Std. Dev.=0.00007035, n=28, 3.571% NDs. Normality test: Shapiro Wilk @alpha = 0.01, calculated = 0.9467, critical = 0.896. Kappa = 2.539 (c=16, w=17, 1 of 2, event alpha = 0.05132). Report alpha = 0.0001937.

Constituent: Vanadium Analysis Run 3/29/2024 11:34 AM View: Appendix I - Intrawell
Plant Scherer Data: Scherer Cell 1-CCR

Sanitas™ v.10.0.16b Software licensed to . UG
Hollow symbols indicate censored values.
Within Limit

Prediction Limit

Intrawell Parametric

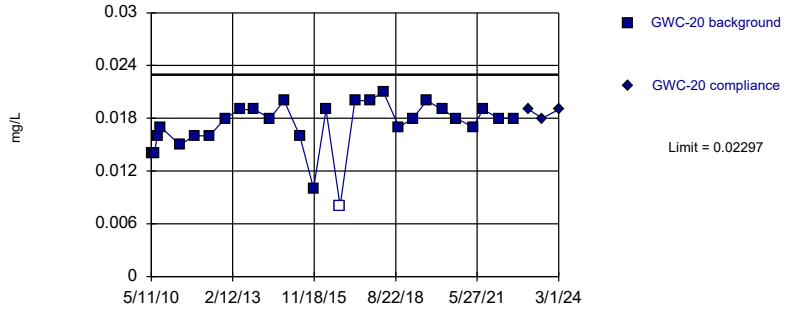

Background Data Summary (based on square transformation): Mean=0.0003022, Std. Dev.=0.00008879, n=28, 3.571% NDs. Normality test: Shapiro Wilk @alpha = 0.01, calculated = 0.9229, critical = 0.896. Kappa = 2.539 (c=16, w=17, 1 of 2, event alpha = 0.05132). Report alpha = 0.0001937.

Constituent: Vanadium Analysis Run 3/29/2024 11:34 AM View: Appendix I - Intrawell
Plant Scherer Data: Scherer Cell 1-CCR

Sanitas™ v.10.0.16b Software licensed to . UG
Hollow symbols indicate censored values.
Within Limit

Prediction Limit

Intrawell Parametric

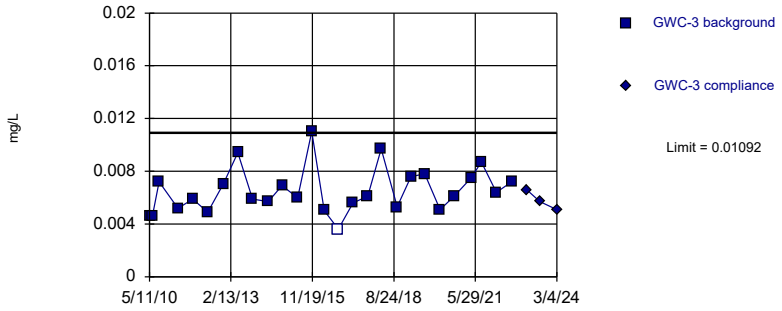

Background Data Summary: Mean=0.00652, Std. Dev.=0.001723, n=27, 3.704% NDs. Normality test: Shapiro Wilk @alpha = 0.01, calculated = 0.9459, critical = 0.894. Kappa = 2.555 (c=16, w=17, 1 of 2, event alpha = 0.05132). Report alpha = 0.0001937.

Constituent: Vanadium Analysis Run 3/29/2024 11:34 AM View: Appendix I - Intrawell
Plant Scherer Data: Scherer Cell 1-CCR

Sanitas™ v.10.0.16b Software licensed to . UG
Hollow symbols indicate censored values.
Within Limit

Prediction Limit

Intrawell Parametric

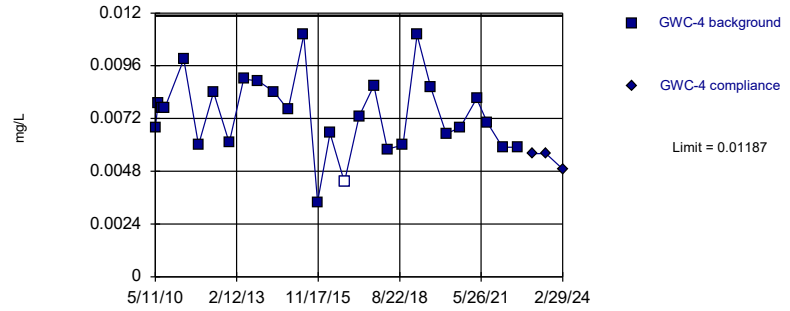

Background Data Summary: Mean=0.007401, Std. Dev.=0.001762, n=28, 3.571% NDs. Normality test: Shapiro Wilk @alpha = 0.01, calculated = 0.9736, critical = 0.896. Kappa = 2.539 (c=16, w=17, 1 of 2, event alpha = 0.05132). Report alpha = 0.0001937.

Constituent: Vanadium Analysis Run 3/29/2024 11:34 AM View: Appendix I - Intrawell
Plant Scherer Data: Scherer Cell 1-CCR

Sanitas™ v.10.0.16b Software licensed to . UG
Hollow symbols indicate censored values.
Within Limit

Prediction Limit

Intrawell Parametric

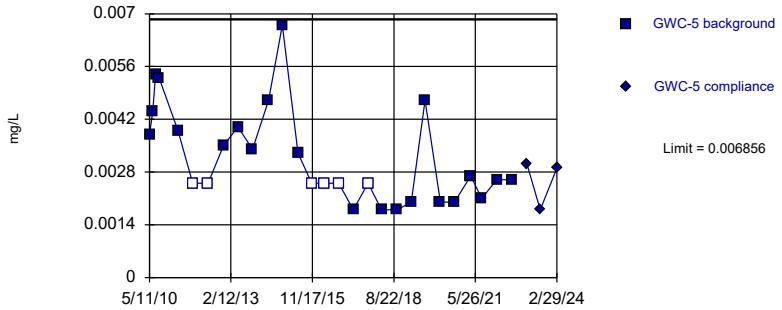

Background Data Summary (based on square root transformation) (after Kaplan-Meier Adjustment): Mean=0.05297, Std. Dev.=0.01175, n=28, 21.43% NDs. Normality test: Shapiro Wilk @alpha = 0.01, calculated = 0.9136, critical = 0.896. Kappa = 2.539 (c=16, w=17, 1 of 2, event alpha = 0.05132). Report alpha = 0.0001937.

Constituent: Vanadium Analysis Run 3/29/2024 11:34 AM View: Appendix I - Intrawell
Plant Scherer Data: Scherer Cell 1-CCR

Sanitas™ v.10.0.16b Software licensed to . UG
Hollow symbols indicate censored values.
Within Limit

Prediction Limit

Intrawell Parametric

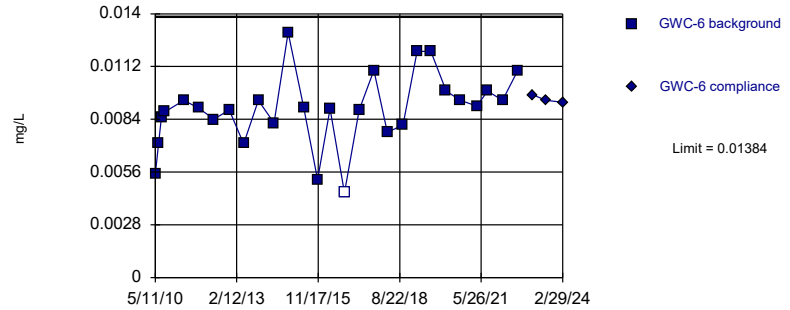

Background Data Summary: Mean=0.008906, Std. Dev.=0.001944, n=28, 3.571% NDs. Normality test: Shapiro Wilk @alpha = 0.01, calculated = 0.9533, critical = 0.896. Kappa = 2.539 (c=16, w=17, 1 of 2, event alpha = 0.05132). Report alpha = 0.0001937.

Constituent: Vanadium Analysis Run 3/29/2024 11:34 AM View: Appendix I - Intrawell
Plant Scherer Data: Scherer Cell 1-CCR

Sanitas™ v.10.0.16b Software licensed to . UG
Hollow symbols indicate censored values.
Within Limit

Prediction Limit

Intrawell Parametric

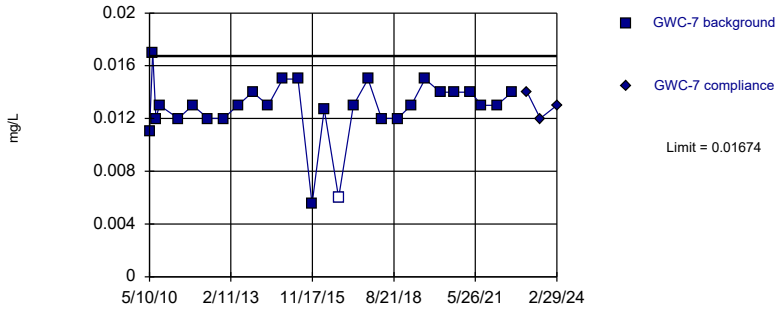

Background Data Summary (based on cube transformation): Mean=0.00000228, Std. Dev.=9.5e-7, n=28, 3.571% NDs. Normality test: Shapiro Wilk @alpha = 0.01, calculated = 0.9239, critical = 0.896. Kappa = 2.539 (c=16, w=17, 1 of 2, event alpha = 0.05132). Report alpha = 0.0001937.

Constituent: Vanadium Analysis Run 3/29/2024 11:34 AM View: Appendix I - Intrawell
Plant Scherer Data: Scherer Cell 1-CCR

Sanitas™ v.10.0.16b Software licensed to . UG
Hollow symbols indicate censored values.
Within Limit

Prediction Limit

Intrawell Parametric

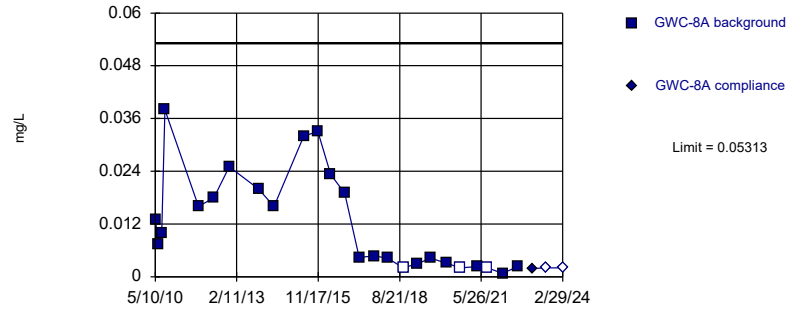

Background Data Summary (based on square root transformation): Mean=0.09869, Std. Dev.=0.051, n=25, 12% NDs. Normality test: Shapiro Wilk @alpha = 0.01, calculated = 0.9107, critical = 0.888. Kappa = 2.585 (c=16, w=17, 1 of 2, event alpha = 0.05132). Report alpha = 0.0001937.

Constituent: Vanadium Analysis Run 3/29/2024 11:34 AM View: Appendix I - Intrawell
Plant Scherer Data: Scherer Cell 1-CCR

Sanitas™ v.10.0.16b Software licensed to . UG
Hollow symbols indicate censored values.
Within Limit

Prediction Limit

Intrawell Parametric

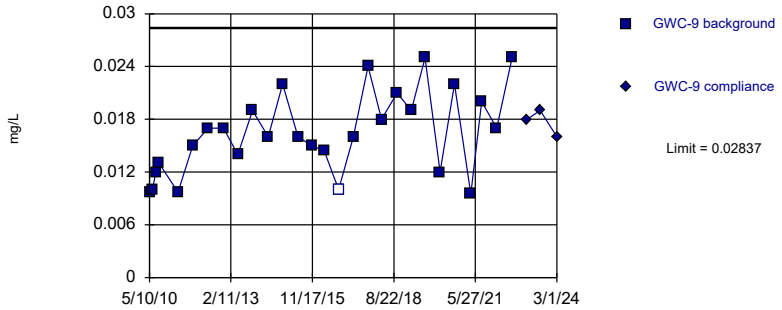

Background Data Summary: Mean=0.01637, Std. Dev.=0.004727, n=28, 3.571% NDs. Normality test: Shapiro Wilk @alpha = 0.01, calculated = 0.9477, critical = 0.896. Kappa = 2.539 (c=16, w=17, 1 of 2, event alpha = 0.05132). Report alpha = 0.0001937.

Constituent: Vanadium Analysis Run 3/29/2024 11:34 AM View: Appendix I - Intrawell
Plant Scherer Data: Scherer Cell 1-CCR

Sanitas™ v.10.0.16b Software licensed to . UG
Hollow symbols indicate censored values.
Within Limit

Prediction Limit

Intrawell Non-parametric

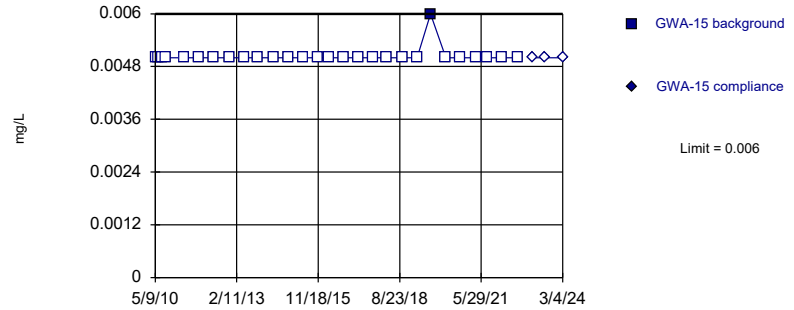

Non-parametric test used in lieu of parametric prediction limit because censored data exceeded 50%. Limit is highest of 28 background values. 96.43% NDs. Well-constituent pair annual alpha = 0.004669. Individual comparison alpha = 0.002337 (1 of 2).

Constituent: Zinc Analysis Run 3/29/2024 11:34 AM View: Appendix I - Intrawell
Plant Scherer Data: Scherer Cell 1-CCR

Sanitas™ v.10.0.16b Software licensed to . UG
Hollow symbols indicate censored values.
Within Limit

Prediction Limit

Intrawell Non-parametric

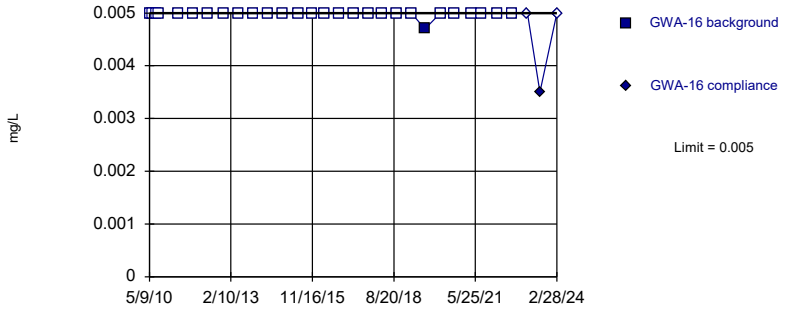

Non-parametric test used in lieu of parametric prediction limit because censored data exceeded 50%. Limit is highest of 28 background values. 96.43% NDs. Well-constituent pair annual alpha = 0.004669. Individual comparison alpha = 0.002337 (1 of 2).

Constituent: Zinc Analysis Run 3/29/2024 11:34 AM View: Appendix I - Intrawell
Plant Scherer Data: Scherer Cell 1-CCR

Sanitas™ v.10.0.16b Software licensed to . UG
Hollow symbols indicate censored values.
Within Limit

Prediction Limit

Intrawell Non-parametric

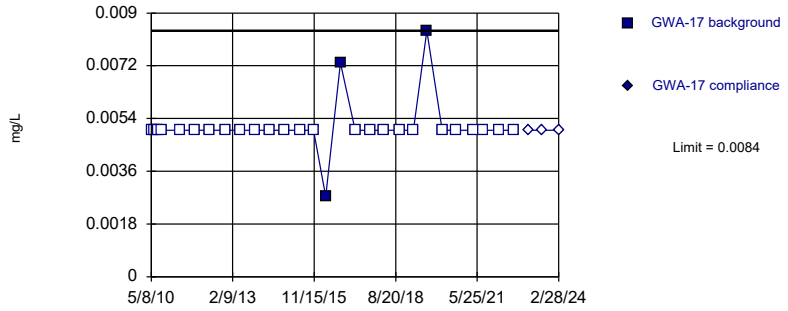

Non-parametric test used in lieu of parametric prediction limit because censored data exceeded 50%. Limit is highest of 28 background values. 89.29% NDs. Well-constituent pair annual alpha = 0.004669. Individual comparison alpha = 0.002337 (1 of 2).

Constituent: Zinc Analysis Run 3/29/2024 11:34 AM View: Appendix I - Intrawell
Plant Scherer Data: Scherer Cell 1-CCR

Sanitas™ v.10.0.16b Software licensed to . UG
Hollow symbols indicate censored values.
Within Limit

Prediction Limit

Intrawell Non-parametric

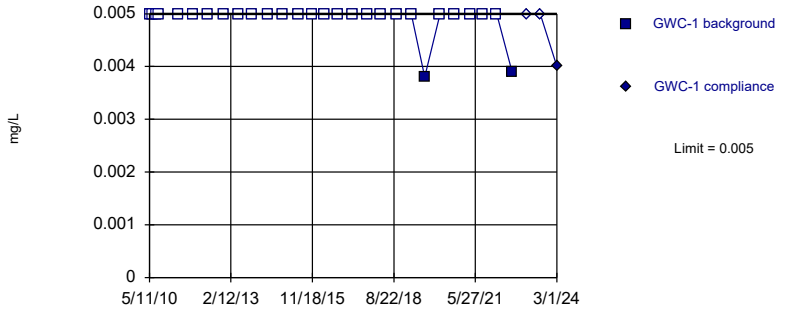

Non-parametric test used in lieu of parametric prediction limit because censored data exceeded 50%. Limit is highest of 28 background values. 92.86% NDs. Well-constituent pair annual alpha = 0.004669. Individual comparison alpha = 0.002337 (1 of 2).

Constituent: Zinc Analysis Run 3/29/2024 11:35 AM View: Appendix I - Intrawell
Plant Scherer Data: Scherer Cell 1-CCR

Sanitas™ v.10.0.16b Software licensed to . UG
Hollow symbols indicate censored values.
Within Limit

Prediction Limit

Intrawell Non-parametric

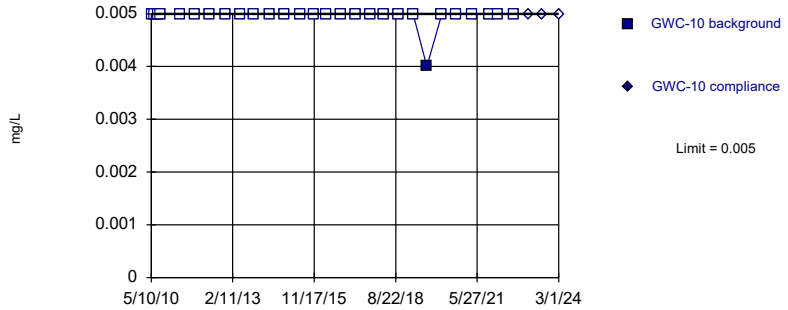

Non-parametric test used in lieu of parametric prediction limit because censored data exceeded 50%. Limit is highest of 28 background values. 96.43% NDs. Well-constituent pair annual alpha = 0.004669. Individual comparison alpha = 0.002337 (1 of 2).

Constituent: Zinc Analysis Run 3/29/2024 11:35 AM View: Appendix I - Intrawell
Plant Scherer Data: Scherer Cell 1-CCR

Sanitas™ v.10.0.16b Software licensed to . UG
Hollow symbols indicate censored values.
Within Limit

Prediction Limit

Intrawell Non-parametric

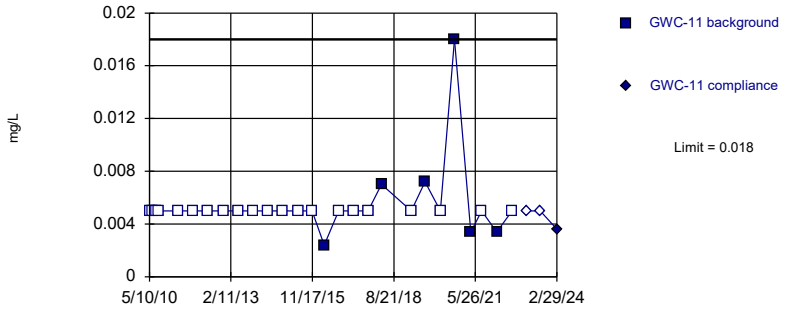

Non-parametric test used in lieu of parametric prediction limit because censored data exceeded 50%. Limit is highest of 27 background values. 77.78% NDs. Well-constituent pair annual alpha = 0.004998. Individual comparison alpha = 0.002502 (1 of 2).

Constituent: Zinc Analysis Run 3/29/2024 11:35 AM View: Appendix I - Intrawell
Plant Scherer Data: Scherer Cell 1-CCR

Sanitas™ v.10.0.16b Software licensed to . UG
Hollow symbols indicate censored values.
Within Limit

Prediction Limit

Intrawell Non-parametric

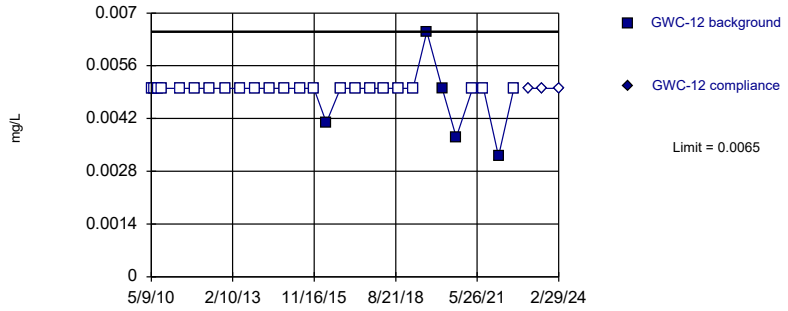

Non-parametric test used in lieu of parametric prediction limit because censored data exceeded 50%. Limit is highest of 28 background values. 82.14% NDs. Well-constituent pair annual alpha = 0.004669. Individual comparison alpha = 0.002337 (1 of 2).

Constituent: Zinc Analysis Run 3/29/2024 11:35 AM View: Appendix I - Intrawell
Plant Scherer Data: Scherer Cell 1-CCR

Sanitas™ v.10.0.16b Software licensed to . UG
Hollow symbols indicate censored values.
Within Limit

Prediction Limit

Intrawell Non-parametric

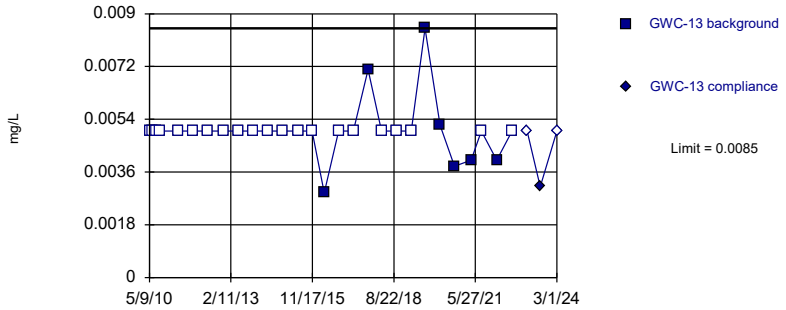

Non-parametric test used in lieu of parametric prediction limit because censored data exceeded 50%. Limit is highest of 28 background values. 75% NDs. Well-constituent pair annual alpha = 0.004669. Individual comparison alpha = 0.002337 (1 of 2).

Constituent: Zinc Analysis Run 3/29/2024 11:35 AM View: Appendix I - Intrawell
Plant Scherer Data: Scherer Cell 1-CCR

Sanitas™ v.10.0.16b Software licensed to . UG
Hollow symbols indicate censored values.
Exceeds Limit

Prediction Limit

Intrawell Non-parametric

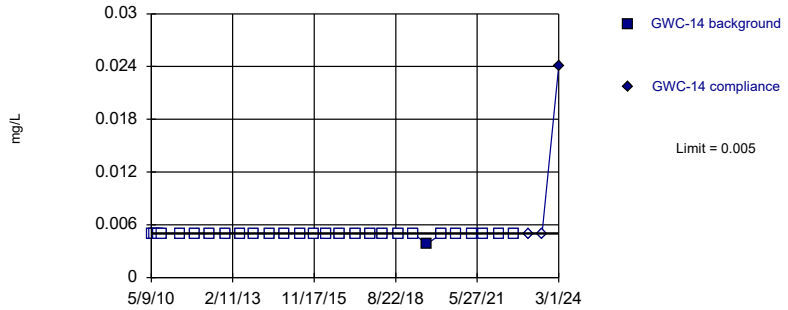

Non-parametric test used in lieu of parametric prediction limit because censored data exceeded 50%. Limit is highest of 28 background values. 96.43% NDs. Well-constituent pair annual alpha = 0.004669. Individual comparison alpha = 0.002337 (1 of 2).

Constituent: Zinc Analysis Run 3/29/2024 11:35 AM View: Appendix I - Intrawell
Plant Scherer Data: Scherer Cell 1-CCR

Sanitas™ v.10.0.16b Software licensed to . UG
Hollow symbols indicate censored values.
Within Limit

Prediction Limit

Intrawell Non-parametric

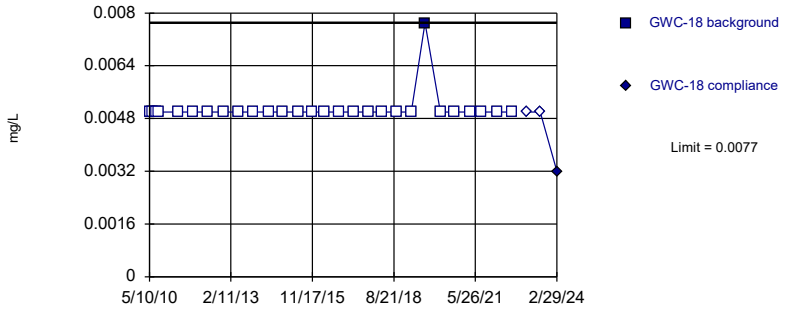

Non-parametric test used in lieu of parametric prediction limit because censored data exceeded 50%. Limit is highest of 28 background values. 96.43% NDs. Well-constituent pair annual alpha = 0.004669. Individual comparison alpha = 0.002337 (1 of 2).

Constituent: Zinc Analysis Run 3/29/2024 11:35 AM View: Appendix I - Intrawell
Plant Scherer Data: Scherer Cell 1-CCR

Sanitas™ v.10.0.16b Software licensed to . UG
Hollow symbols indicate censored values.
Within Limit

Prediction Limit

Intrawell Non-parametric

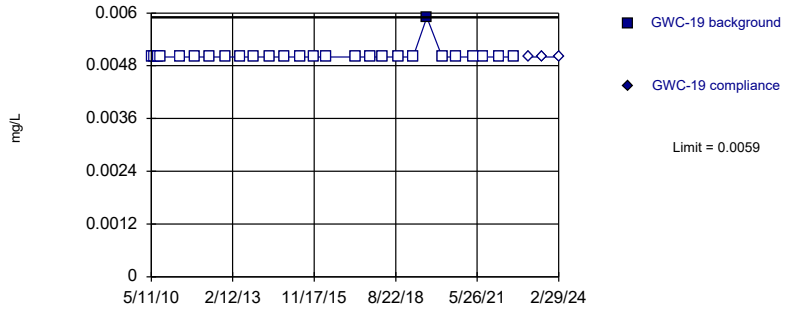

Non-parametric test used in lieu of parametric prediction limit because censored data exceeded 50%. Limit is highest of 27 background values. 96.3% NDs. Well-constituent pair annual alpha = 0.004998. Individual comparison alpha = 0.002502 (1 of 2).

Constituent: Zinc Analysis Run 3/29/2024 11:35 AM View: Appendix I - Intrawell
Plant Scherer Data: Scherer Cell 1-CCR

Sanitas™ v.10.0.16b Software licensed to . UG
Hollow symbols indicate censored values.
Within Limit

Prediction Limit

Intrawell Non-parametric

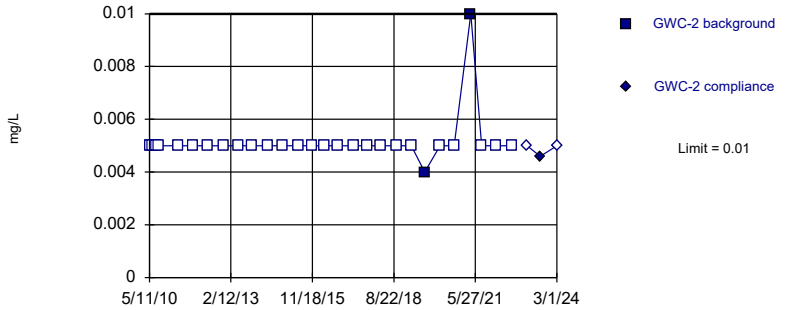

Non-parametric test used in lieu of parametric prediction limit because censored data exceeded 50%. Limit is highest of 28 background values. 92.86% NDs. Well-constituent pair annual alpha = 0.004669. Individual comparison alpha = 0.002337 (1 of 2).

Constituent: Zinc Analysis Run 3/29/2024 11:35 AM View: Appendix I - Intrawell
Plant Scherer Data: Scherer Cell 1-CCR

Sanitas™ v.10.0.16b Software licensed to . UG
Hollow symbols indicate censored values.
Within Limit

Prediction Limit

Intrawell Non-parametric

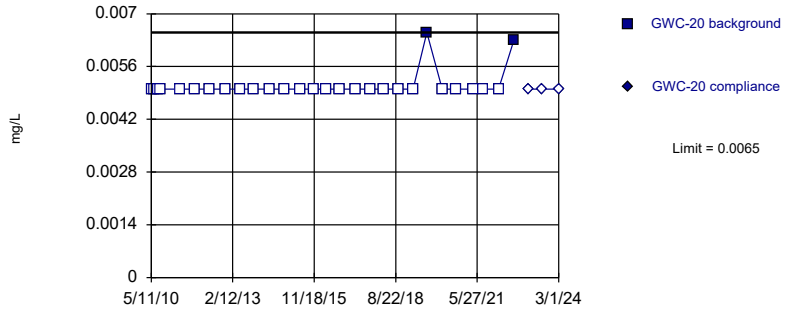

Non-parametric test used in lieu of parametric prediction limit because censored data exceeded 50%. Limit is highest of 28 background values. 92.86% NDs. Well-constituent pair annual alpha = 0.004669. Individual comparison alpha = 0.002337 (1 of 2).

Constituent: Zinc Analysis Run 3/29/2024 11:35 AM View: Appendix I - Intrawell
Plant Scherer Data: Scherer Cell 1-CCR

Sanitas™ v.10.0.16b Software licensed to . UG
Hollow symbols indicate censored values.
Within Limit

Prediction Limit

Intrawell Non-parametric

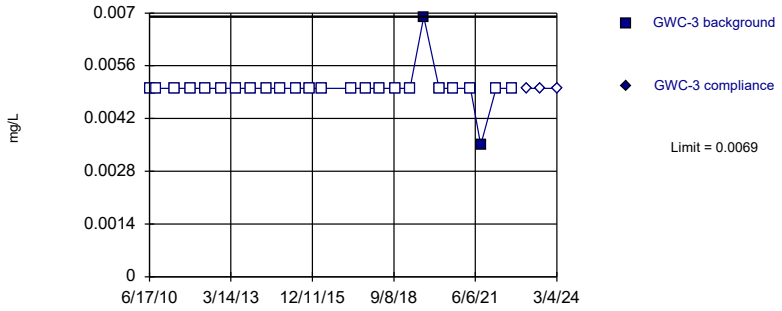

Non-parametric test used in lieu of parametric prediction limit because censored data exceeded 50%. Limit is highest of 25 background values. 92% NDs. Well-constituent pair annual alpha = 0.005656. Individual comparison alpha = 0.002832 (1 of 2).

Constituent: Zinc Analysis Run 3/29/2024 11:35 AM View: Appendix I - Intrawell
Plant Scherer Data: Scherer Cell 1-CCR

Sanitas™ v.10.0.16b Software licensed to . UG
Hollow symbols indicate censored values.
Within Limit

Prediction Limit

Intrawell Non-parametric

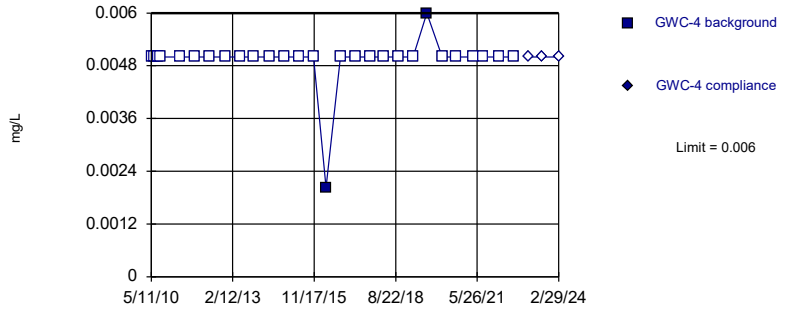

Non-parametric test used in lieu of parametric prediction limit because censored data exceeded 50%. Limit is highest of 28 background values. 92.86% NDs. Well-constituent pair annual alpha = 0.004669. Individual comparison alpha = 0.002337 (1 of 2).

Constituent: Zinc Analysis Run 3/29/2024 11:35 AM View: Appendix I - Intrawell
Plant Scherer Data: Scherer Cell 1-CCR

Sanitas™ v.10.0.16b Software licensed to . UG
Hollow symbols indicate censored values.
Within Limit

Prediction Limit

Intrawell Non-parametric

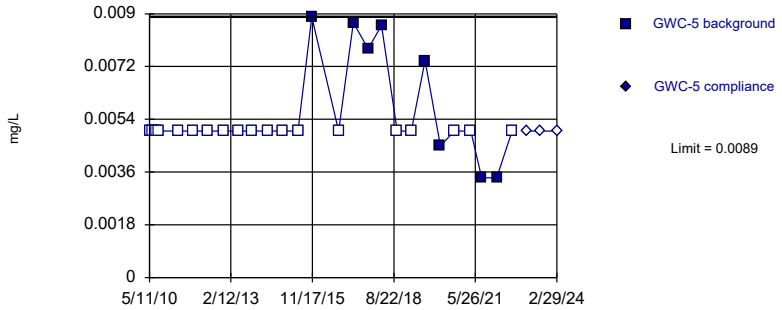

Non-parametric test used in lieu of parametric prediction limit because censored data exceeded 50%. Limit is highest of 27 background values. 70.37% NDs. Well-constituent pair annual alpha = 0.004998. Individual comparison alpha = 0.002502 (1 of 2).

Constituent: Zinc Analysis Run 3/29/2024 11:35 AM View: Appendix I - Intrawell
Plant Scherer Data: Scherer Cell 1-CCR

Sanitas™ v.10.0.16b Software licensed to . UG
Hollow symbols indicate censored values.
Within Limit

Prediction Limit

Intrawell Non-parametric

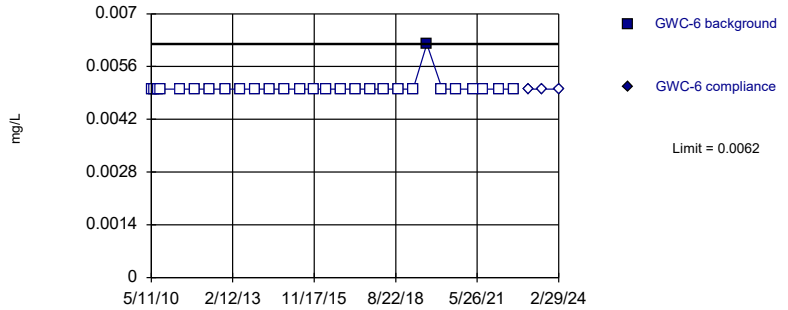

Non-parametric test used in lieu of parametric prediction limit because censored data exceeded 50%. Limit is highest of 28 background values. 96.43% NDs. Well-constituent pair annual alpha = 0.004669. Individual comparison alpha = 0.002337 (1 of 2).

Constituent: Zinc Analysis Run 3/29/2024 11:35 AM View: Appendix I - Intrawell
Plant Scherer Data: Scherer Cell 1-CCR

Sanitas™ v.10.0.16b Software licensed to . UG
Hollow symbols indicate censored values.
Within Limit

Prediction Limit

Intrawell Non-parametric

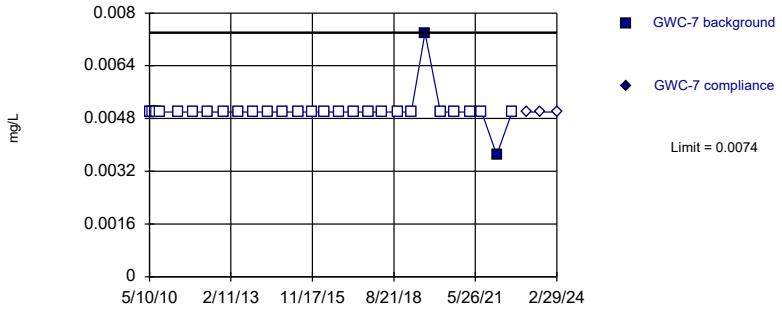

Non-parametric test used in lieu of parametric prediction limit because censored data exceeded 50%. Limit is highest of 28 background values. 92.86% NDs. Well-constituent pair annual alpha = 0.004669. Individual comparison alpha = 0.002337 (1 of 2).

Constituent: Zinc Analysis Run 3/29/2024 11:35 AM View: Appendix I - Intrawell
Plant Scherer Data: Scherer Cell 1-CCR

Sanitas™ v.10.0.16b Software licensed to . UG
Hollow symbols indicate censored values.
Within Limit

Prediction Limit

Intrawell Non-parametric

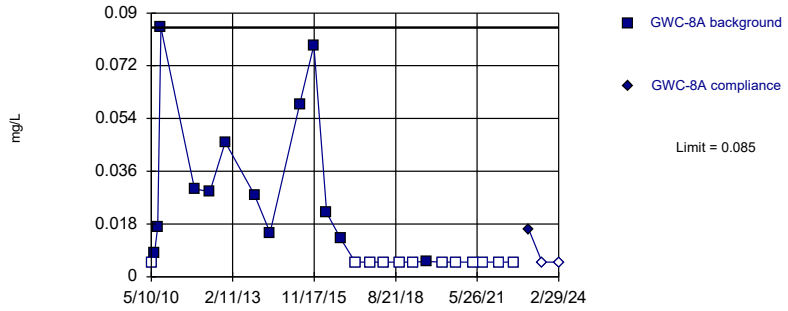

Non-parametric test used in lieu of parametric prediction limit because the Shapiro Wilk normality test showed the data to be non-normal at the 0.01 alpha level. Limit is highest of 25 background values. 48% NDs. Well-constituent pair annual alpha = 0.005656. Individual comparison alpha = 0.002832 (1 of 2).

Constituent: Zinc Analysis Run 3/29/2024 11:35 AM View: Appendix I - Intrawell
Plant Scherer Data: Scherer Cell 1-CCR

Sanitas™ v.10.0.16b Software licensed to . UG
Hollow symbols indicate censored values.
Within Limit

Prediction Limit

Intrawell Non-parametric

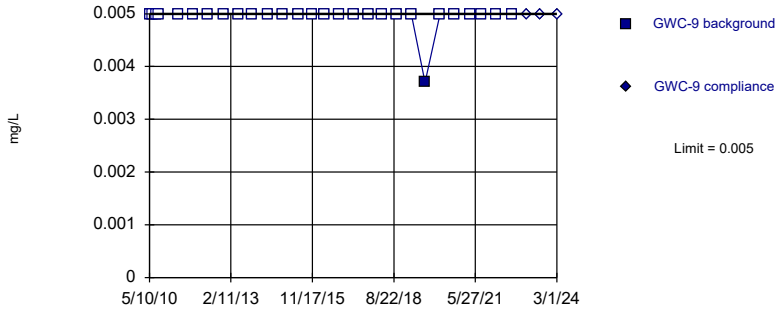

Non-parametric test used in lieu of parametric prediction limit because censored data exceeded 50%. Limit is highest of 28 background values. 96.43% NDs. Well-constituent pair annual alpha = 0.004669. Individual comparison alpha = 0.002337 (1 of 2).

Constituent: Zinc Analysis Run 3/29/2024 11:35 AM View: Appendix I - Intrawell
Plant Scherer Data: Scherer Cell 1-CCR

Prediction Limit

Constituent: Antimony, Total (mg/L) Analysis Run 3/29/2024 11:44 AM View: Appendix I - Intrawell

Plant Scherer Data: Scherer Cell 1-CCR

	GWA-16	GWA-16
5/9/2010	<0.002	
6/16/2010	<0.002	
7/27/2010	<0.002	
9/7/2010	<0.002	
4/29/2011	<0.002	
10/28/2011	<0.002	
5/2/2012	<0.002	
11/9/2012	<0.002	
5/8/2013	<0.002	
11/6/2013	<0.002	
5/20/2014	<0.002	
11/8/2014	<0.002	
5/22/2015	<0.002	
11/9/2015	<0.002	
4/6/2016	<0.002	
6/15/2016	<0.002	
8/10/2016	<0.002	
10/4/2016	<0.002	
11/29/2016	<0.002	
2/7/2017	0.001 (J)	
4/4/2017	<0.002	
6/20/2017	<0.002	
10/5/2017	<0.002	
3/20/2018	<0.002	
10/2/2018	<0.002	
3/26/2019	<0.002	
9/10/2019	<0.002	
3/18/2020	<0.002	
9/9/2020	<0.002	
4/1/2021	<0.002	
8/11/2021	<0.002	
2/15/2022	<0.002	
8/25/2022	<0.002	
2/28/2023		<0.002
8/3/2023		<0.002
2/28/2024		<0.002

ND substitution: RL or RL/2 if <15% NDs.

Prediction Limit

Constituent: Antimony, Total (mg/L) Analysis Run 3/29/2024 11:44 AM View: Appendix I - Intrawell

Plant Scherer Data: Scherer Cell 1-CCR

	GWC-12	GWC-12
5/9/2010	<0.002	
6/18/2010	<0.002	
7/27/2010	<0.002	
9/8/2010	<0.002	
4/29/2011	<0.002	
10/28/2011	<0.002	
5/3/2012	<0.002	
11/10/2012	<0.002	
5/9/2013	<0.002	
11/6/2013	<0.002	
5/20/2014	<0.002	
11/12/2014	<0.002	
5/23/2015	<0.002	
11/12/2015	<0.002	
4/13/2016	0.000646 (JD)	
6/21/2016	<0.002	
8/15/2016	<0.002	
10/5/2016	<0.002	
12/1/2016	<0.002	
2/8/2017	<0.002	
4/5/2017	<0.002	
6/20/2017	<0.002	
10/5/2017	<0.002	
3/21/2018	<0.002 (D)	
10/2/2018	<0.002	
3/26/2019	<0.002	
9/11/2019	<0.002	
3/18/2020	<0.002	
9/10/2020	<0.002	
4/1/2021	<0.002	
8/11/2021	<0.002	
2/16/2022	<0.002	
8/26/2022	<0.002	
2/27/2023		<0.002
8/9/2023		<0.002
2/29/2024		<0.002

ND substitution: RL or RL/2 if <15% NDs.

Prediction Limit

Constituent: Antimony, Total (mg/L) Analysis Run 3/29/2024 11:44 AM View: Appendix I - Intrawell

Plant Scherer Data: Scherer Cell 1-CCR

	GWC-18	GWC-18
5/10/2010	<0.002	
6/16/2010	<0.002	
7/26/2010	<0.002	
9/7/2010	<0.002	
4/29/2011	<0.002	
10/28/2011	<0.002	
5/2/2012	<0.002	
11/9/2012	<0.002	
5/8/2013	<0.002	
11/6/2013	<0.002	
5/23/2014	<0.002	
11/8/2014	<0.002	
5/22/2015	<0.002	
11/10/2015	<0.002	
4/11/2016	<0.002	
6/16/2016	0.00018 (J)	
8/11/2016	<0.002	
10/5/2016	<0.002	
11/29/2016	<0.002	
2/8/2017	<0.002	
4/6/2017	<0.002	
6/21/2017	<0.002	
10/5/2017	<0.002	
3/20/2018	<0.002	
10/2/2018	<0.002	
3/26/2019	<0.002	
9/11/2019	0.00039 (J)	
3/18/2020	<0.002	
9/9/2020	<0.002	
4/1/2021	<0.002	
8/11/2021	<0.002	
2/16/2022	<0.002	
8/25/2022	<0.002	
2/28/2023		<0.002
8/9/2023		<0.002
2/29/2024		<0.002

ND substitution: RL or RL/2 if <15% NDs.

Prediction Limit

Constituent: Antimony, Total (mg/L) Analysis Run 3/29/2024 11:44 AM View: Appendix I - Intrawell

Plant Scherer Data: Scherer Cell 1-CCR

	GWC-19	GWC-19
5/11/2010	<0.002	
6/16/2010	<0.002	
7/27/2010	<0.002	
9/7/2010	<0.002	
4/29/2011	<0.002	
10/28/2011	<0.002	
5/2/2012	<0.002	
11/9/2012	<0.002	
5/9/2013	<0.002	
11/6/2013	<0.002	
5/22/2014	<0.002	
11/8/2014	<0.002	
5/23/2015	<0.002	
11/10/2015	<0.002	
4/11/2016	<0.002	
6/16/2016	0.00014 (J)	
8/11/2016	<0.002	
10/5/2016	<0.002	
11/29/2016	<0.002	
2/8/2017	<0.002	
4/5/2017	<0.002	
6/21/2017	<0.002	
10/5/2017	<0.002	
3/20/2018	<0.002	
10/2/2018	<0.002	
3/26/2019	<0.002	
9/12/2019	<0.002	
3/19/2020	<0.002	
9/9/2020	<0.002	
4/5/2021	<0.002	
8/11/2021	<0.002	
2/16/2022	<0.002	
8/25/2022	<0.002	
2/28/2023		<0.002
8/8/2023		<0.002
2/29/2024		<0.002

ND substitution: RL or RL/2 if <15% NDs.

Prediction Limit

Constituent: Antimony, Total (mg/L) Analysis Run 3/29/2024 11:44 AM View: Appendix I - Intrawell

Plant Scherer Data: Scherer Cell 1-CCR

	GWC-2	GWC-2
5/11/2010	<0.002	
6/19/2010	<0.002	
7/27/2010	<0.002	
9/9/2010	<0.002	
4/28/2011	<0.002	
10/28/2011	<0.002	
5/3/2012	<0.002	
11/9/2012	<0.002	
5/9/2013	<0.002	
11/5/2013	<0.002	
5/22/2014	<0.002	
11/13/2014	<0.002	
5/24/2015	<0.002	
11/11/2015	<0.002	
4/12/2016	<0.002	
6/16/2016	<0.002	
8/11/2016	<0.002	
10/4/2016	<0.002	
11/30/2016	<0.002	
2/7/2017	<0.002	
4/6/2017	<0.002	
6/20/2017	<0.002	
10/4/2017	<0.002	
3/20/2018	<0.002	
10/2/2018	<0.002	
3/26/2019	<0.002	
9/10/2019	0.00042 (J)	
3/18/2020	<0.002	
9/9/2020	<0.002	
4/1/2021	0.0013 (J)	
8/12/2021	<0.002	
2/15/2022	<0.002	
8/26/2022	<0.002	
2/27/2023		<0.002
8/9/2023		<0.002
3/1/2024		<0.002

ND substitution: RL or RL/2 if <15% NDs.

Prediction Limit

Constituent: Antimony, Total (mg/L) Analysis Run 3/29/2024 11:44 AM View: Appendix I - Intrawell

Plant Scherer Data: Scherer Cell 1-CCR

	GWC-3	GWC-3
5/11/2010	<0.002	
6/17/2010	<0.002	
7/28/2010	<0.002	
9/7/2010	<0.002	
4/29/2011	<0.002	
10/28/2011	<0.002	
5/3/2012	<0.002	
11/9/2012	<0.002	
5/10/2013	<0.002	
11/6/2013	<0.002	
5/22/2014	<0.002	
11/9/2014	<0.002	
5/22/2015	<0.002	
11/10/2015	<0.002	
4/12/2016	<0.002 (D)	
6/20/2016	0.0002 (J)	
8/12/2016	<0.002	
10/5/2016	<0.002	
11/30/2016	<0.002	
2/8/2017	<0.002	
4/6/2017	<0.002	
6/21/2017	<0.002	
10/5/2017	<0.002	
3/21/2018	<0.002	
10/3/2018	<0.002	
3/26/2019	<0.002	
9/10/2019	<0.002	
3/18/2020	<0.002	
9/10/2020	<0.002	
4/6/2021	<0.002	
8/12/2021	<0.002	
2/15/2022	<0.002	
8/25/2022	<0.002	
2/28/2023		<0.002
8/9/2023		<0.002
3/4/2024		0.0013 (J)

ND substitution: RL or RL/2 if <15% NDs.

Prediction Limit

Constituent: Antimony, Total (mg/L) Analysis Run 3/29/2024 11:44 AM View: Appendix I - Intrawell

Plant Scherer Data: Scherer Cell 1-CCR

	GWC-4	GWC-4
5/11/2010	<0.002	
6/17/2010	<0.002	
7/28/2010	<0.002	
9/8/2010	<0.002	
4/28/2011	<0.002	
10/29/2011	<0.002	
5/3/2012	<0.002	
11/10/2012	<0.002	
5/10/2013	<0.002	
11/6/2013	<0.002	
5/22/2014	<0.002	
11/9/2014	<0.002	
5/22/2015	<0.002	
11/11/2015	<0.002	
4/12/2016	<0.002	
6/20/2016	<0.002	
8/12/2016	<0.002	
10/6/2016	<0.002	
11/30/2016	<0.002	
2/8/2017	<0.002	
4/6/2017	<0.002	
6/22/2017	<0.002	
10/6/2017	<0.002	
3/21/2018	<0.002	
10/3/2018	<0.002	
3/26/2019	<0.002	
9/10/2019	<0.002	
3/19/2020	<0.002	
9/10/2020	<0.002	
4/2/2021	<0.002	
8/12/2021	<0.002	
2/15/2022	<0.002	
8/25/2022	0.00058 (J)	
2/27/2023		<0.002
8/8/2023		<0.002
2/29/2024		<0.002

ND substitution: RL or RL/2 if <15% NDs.

Prediction Limit

Constituent: Antimony, Total (mg/L) Analysis Run 3/29/2024 11:44 AM View: Appendix I - Intrawell

Plant Scherer Data: Scherer Cell 1-CCR

	GWC-7	GWC-7
5/10/2010	<0.002	
6/18/2010	<0.002	
7/28/2010	<0.002	
9/9/2010	<0.002	
4/30/2011	<0.002	
10/29/2011	<0.002	
5/4/2012	<0.002	
11/10/2012	<0.002	
5/9/2013	<0.002	
11/7/2013	<0.002	
5/21/2014	<0.002	
11/12/2014	<0.002	
5/24/2015	<0.002	
11/11/2015	<0.002	
4/13/2016	<0.002 (D)	
6/20/2016	0.0002 (J)	
8/15/2016	<0.002	
10/6/2016	<0.002	
12/1/2016	<0.002	
2/9/2017	<0.002	
4/7/2017	<0.002	
6/22/2017	<0.002	
10/6/2017	<0.002	
3/22/2018	<0.002	
10/4/2018	<0.002	
3/27/2019	<0.002	
9/11/2019	<0.002	
3/19/2020	<0.002	
9/10/2020	<0.002	
4/1/2021	<0.002	
8/11/2021	<0.002	
2/15/2022	<0.002	
8/25/2022	<0.002	
2/27/2023		<0.002
8/8/2023		<0.002
2/29/2024		<0.002

ND substitution: RL or RL/2 if <15% NDs.

Prediction Limit

Constituent: Barium, Total (mg/L) Analysis Run 3/29/2024 11:44 AM View: Appendix I - Intrawell

Plant Scherer Data: Scherer Cell 1-CCR

	GWA-15	GWA-15
5/9/2010	0.01 (J)	
6/18/2010	0.01 (J)	
7/28/2010	0.011 (J)	
9/9/2010	0.011 (J)	
4/30/2011	0.0091 (J)	
10/28/2011	0.0096 (J)	
5/2/2012	0.012	
11/9/2012	0.012 (V)	
5/8/2013	0.01	
11/5/2013	0.0098 (J)	
5/20/2014	0.0081 (J)	
11/12/2014	0.0098 (J)	
5/22/2015	0.0088 (J)	
11/11/2015	0.011	
4/6/2016	0.00959 (J)	
6/15/2016	0.0091 (J)	
8/10/2016	0.009	
10/4/2016	<0.0092	
11/30/2016	0.011	
2/7/2017	0.0099	
4/4/2017	0.0092	
6/20/2017	0.0099	
10/4/2017	0.0098	
3/20/2018	0.01	
10/2/2018	0.0099	
3/26/2019	0.0099	
9/10/2019	0.011	
3/18/2020	0.01	
9/9/2020	0.01	
4/1/2021	0.0092 (J)	
8/11/2021	0.01	
2/15/2022	0.012	
8/25/2022	0.012	
2/28/2023		0.01
8/3/2023		0.01
3/4/2024		0.01

ND substitution: RL or RL/2 if <15% NDs.

Prediction Limit

Constituent: Barium, Total (mg/L) Analysis Run 3/29/2024 11:44 AM View: Appendix I - Intrawell

Plant Scherer Data: Scherer Cell 1-CCR

	GWA-16	GWA-16
5/9/2010	0.031 (J)	
6/16/2010	0.029 (J)	
7/27/2010	0.029 (J)	
9/7/2010	0.028 (J)	
4/29/2011	0.026 (J)	
10/28/2011	0.025	
5/2/2012	0.025	
11/9/2012	0.028 (V)	
5/8/2013	0.029	
11/6/2013	0.026	
5/20/2014	0.025	
11/8/2014	0.026	
5/22/2015	0.026	
11/9/2015	0.024	
4/6/2016	0.026	
6/15/2016	0.023	
8/10/2016	0.022	
10/4/2016	0.024	
11/29/2016	0.023	
2/7/2017	0.024	
4/4/2017	0.022	
6/20/2017	0.025	
10/5/2017	0.023	
3/20/2018	0.023	
10/2/2018	0.023	
3/26/2019	0.024	
9/10/2019	0.039	
3/18/2020	0.027	
9/9/2020	0.024	
4/1/2021	0.024	
8/11/2021	0.023	
2/15/2022	0.024	
8/25/2022	0.025	
2/28/2023		0.025
8/3/2023		0.026
2/28/2024		0.03

Prediction Limit

Constituent: Barium, Total (mg/L) Analysis Run 3/29/2024 11:44 AM View: Appendix I - Intrawell

Plant Scherer Data: Scherer Cell 1-CCR

	GWA-17	GWA-17
5/8/2010	0.048 (J)	
6/16/2010	0.044 (J)	
7/26/2010	0.042 (J)	
9/7/2010	0.04 (J)	
4/29/2011	0.038 (J)	
10/28/2011	0.034	
5/2/2012	0.03	
11/9/2012	0.039 (V)	
5/8/2013	0.034	
11/6/2013	0.032	
5/20/2014	0.03	
11/8/2014	0.031	
5/22/2015	0.033	
11/9/2015	0.034	
4/6/2016	0.0347	
6/15/2016	0.029	
8/10/2016	0.027	
10/5/2016	<0.029	
11/29/2016	0.024	
2/7/2017	0.029	
4/4/2017	0.03	
6/20/2017	0.036	
10/5/2017	0.027	
3/20/2018	0.027	
10/2/2018	0.027	
3/26/2019	0.031	
9/10/2019	0.051	
3/18/2020	0.031	
9/9/2020	0.033	
4/1/2021	0.029	
8/11/2021	0.029	
2/15/2022	0.031	
8/24/2022	0.031	
2/28/2023		0.03
8/3/2023		0.027
2/28/2024		0.032

ND substitution: RL or RL/2 if <15% NDs.

Prediction Limit

Constituent: Barium, Total (mg/L) Analysis Run 3/29/2024 11:44 AM View: Appendix I - Intrawell

Plant Scherer Data: Scherer Cell 1-CCR

	GWC-1	GWC-1
5/11/2010	0.054 (J)	
6/17/2010	0.054 (J)	
7/27/2010	0.054 (J)	
9/9/2010	0.046 (J)	
4/28/2011	0.057 (J)	
10/29/2011	0.046	
5/3/2012	0.049	
11/9/2012	0.045 (V)	
5/9/2013	0.053	
11/5/2013	0.045	
5/23/2014	0.043	
11/13/2014	0.046	
5/23/2015	0.046	
11/11/2015	0.047	
4/12/2016	0.0474	
6/16/2016	0.044	
8/11/2016	0.04	
10/4/2016	0.048	
11/30/2016	0.043	
2/7/2017	0.042	
4/5/2017	0.041	
6/20/2017	0.046	
10/4/2017	0.044	
3/20/2018	0.042	
10/2/2018	0.043	
3/26/2019	0.044	
9/10/2019	0.046	
3/18/2020	0.049	
9/9/2020	0.046	
4/1/2021	0.047	
8/18/2021	0.049	
2/15/2022	0.052	
8/24/2022	0.043	
2/27/2023		0.049
8/9/2023		0.048
3/1/2024		0.048

Prediction Limit

Constituent: Barium, Total (mg/L) Analysis Run 3/29/2024 11:44 AM View: Appendix I - Intrawell

Plant Scherer Data: Scherer Cell 1-CCR

	GWC-10	GWC-10
5/10/2010	0.024 (J)	
6/16/2010	0.022 (J)	
7/28/2010	0.023 (J)	
9/8/2010	0.023 (J)	
4/29/2011	0.022 (J)	
10/27/2011	0.022	
5/4/2012	0.019	
11/11/2012	0.025 (V)	
5/9/2013	0.024	
11/5/2013	0.025	
5/21/2014	0.024	
11/12/2014	0.026	
5/23/2015	0.026	
11/12/2015	0.026	
4/13/2016	0.0258 (D)	
6/21/2016	0.0286	
8/15/2016	0.024	
10/5/2016	<0.028	
12/1/2016	0.028	
2/8/2017	0.027	
4/6/2017	0.027	
6/21/2017	0.031	
10/5/2017	0.029	
3/21/2018	<0.028 (X)	
10/2/2018	0.029	
3/27/2019		0.027
9/11/2019		0.033
3/18/2020		0.036
9/9/2020		0.036
4/1/2021		0.034
10/18/2021		0.031
2/15/2022		0.036
8/25/2022		0.035
2/21/2023		0.033
8/9/2023		0.032
3/1/2024		0.036

ND substitution: RL or RL/2 if <15% NDs.

Prediction Limit

Constituent: Barium, Total (mg/L) Analysis Run 3/29/2024 11:44 AM View: Appendix I - Intrawell

Plant Scherer Data: Scherer Cell 1-CCR

	GWC-11	GWC-11
5/10/2010	0.018 (J)	
6/16/2010	0.018 (J)	
7/27/2010	0.018 (J)	
9/8/2010	0.017 (J)	
4/29/2011	0.016 (J)	
10/27/2011	0.015	
5/4/2012	0.014	
11/10/2012	0.016 (V)	
5/9/2013	0.016	
11/6/2013	0.016	
5/20/2014	0.016	
11/12/2014	0.017	
5/24/2015	0.017	
11/12/2015	0.016	
4/13/2016	0.0159 (D)	
6/21/2016	0.018	
8/15/2016	0.015	
10/5/2016	<0.016	
12/1/2016	0.016	
2/8/2017	0.015	
4/6/2017	0.016	
6/20/2017	0.016	
10/5/2017	0.016	
3/21/2018	<0.016 (X)	
10/2/2018	0.016	
3/27/2019	0.015	
9/11/2019	0.017	
3/18/2020	0.019	
9/10/2020	0.02	
4/1/2021	0.018	
8/11/2021	0.017	
2/16/2022	0.018	
8/25/2022	0.018	
2/27/2023		0.019
8/9/2023		0.019
2/29/2024		0.02

ND substitution: RL or RL/2 if <15% NDs.

Prediction Limit

Constituent: Barium, Total (mg/L) Analysis Run 3/29/2024 11:44 AM View: Appendix I - Intrawell

Plant Scherer Data: Scherer Cell 1-CCR

	GWC-12	GWC-12
5/9/2010	0.017 (J)	
6/18/2010	0.014 (J)	
7/27/2010	0.015 (J)	
9/8/2010	0.013 (J)	
4/29/2011	0.016 (J)	
10/28/2011	0.013	
5/3/2012	0.012	
11/10/2012	0.015 (V)	
5/9/2013	0.015	
11/6/2013	0.015	
5/20/2014	0.015	
11/12/2014	0.018	
5/23/2015	0.016	
11/12/2015	0.015	
4/13/2016	0.0166 (D)	
6/21/2016	0.0173	
8/15/2016	0.015	
10/5/2016	<0.017	
12/1/2016	0.016	
2/8/2017	0.016	
4/5/2017	0.016	
6/20/2017	0.017	
10/5/2017	0.017	
3/21/2018	<0.017 (X)	
10/2/2018	0.016	
3/26/2019	0.017	
9/11/2019	0.017	
3/18/2020	0.018	
9/10/2020	0.019	
4/1/2021	0.018	
8/11/2021	0.018	
2/16/2022	0.018	
8/26/2022	0.018	
2/27/2023		0.019
8/9/2023		0.02
2/29/2024		0.019

ND substitution: RL or RL/2 if <15% NDs.

Prediction Limit

Constituent: Barium, Total (mg/L) Analysis Run 3/29/2024 11:44 AM View: Appendix I - Intrawell

Plant Scherer Data: Scherer Cell 1-CCR

	GWC-13	GWC-13
5/9/2010	0.029 (J)	
6/18/2010	0.028 (J)	
7/29/2010	0.029 (J)	
9/9/2010	0.028 (J)	
4/26/2011	0.038 (J)	
10/28/2011	0.026	
5/4/2012	0.024	
11/11/2012	0.027 (V)	
5/8/2013	0.045	
11/7/2013	0.026	
5/20/2014	0.024	
11/12/2014	0.029	
5/24/2015	0.027	
11/12/2015	0.029	
4/13/2016	0.029 (D)	
6/21/2016	0.0306	
8/15/2016	0.026	
10/7/2016	0.031	
12/1/2016	0.031	
2/9/2017	0.032	
4/6/2017	0.029	
6/22/2017	0.034	
10/6/2017	0.031	
3/22/2018	0.034	
10/3/2018	0.03	
3/26/2019		0.035
9/11/2019		0.035
3/18/2020		0.058
9/10/2020		0.037
4/6/2021		0.038
8/11/2021		0.037
2/16/2022		0.035
8/26/2022		0.035
2/27/2023		0.04
8/9/2023		0.04
3/1/2024		0.039

Prediction Limit

Constituent: Barium, Total (mg/L) Analysis Run 3/29/2024 11:44 AM View: Appendix I - Intrawell

Plant Scherer Data: Scherer Cell 1-CCR

	GWC-14	GWC-14
5/9/2010	0.01 (J)	
6/18/2010	0.0097 (J)	
7/28/2010	0.0096 (J)	
9/9/2010	0.01 (J)	
4/30/2011	0.0096 (J)	
10/28/2011	0.0064 (O)	
5/3/2012	0.0054 (O)	
11/10/2012	0.0094 (J)	
5/8/2013	0.0093 (J)	
11/5/2013	0.009 (J)	
5/20/2014	0.009 (J)	
11/12/2014	0.0098 (J)	
5/24/2015	0.0096 (J)	
11/11/2015	0.0092 (J)	
4/13/2016	0.00929 (JD)	
6/21/2016	0.0106	
8/15/2016	0.0077	
10/4/2016	<0.0091	
12/1/2016	0.0089	
2/7/2017	0.0089	
4/6/2017	0.0085	
6/20/2017	0.0097	
10/5/2017	0.0096	
3/20/2018	0.0091	
10/2/2018	0.0096	
3/26/2019	0.0092	
9/11/2019	0.011	
3/18/2020	0.0099 (J)	
9/9/2020	0.01	
4/1/2021	0.0095 (J)	
8/11/2021	0.012	
2/16/2022	0.011	
8/26/2022	0.011	
2/27/2023		0.011
8/9/2023		0.012
3/1/2024		0.012

ND substitution: RL or RL/2 if <15% NDs.

Prediction Limit

Constituent: Barium, Total (mg/L) Analysis Run 3/29/2024 11:44 AM View: Appendix I - Intrawell

Plant Scherer Data: Scherer Cell 1-CCR

	GWC-18	GWC-18
5/10/2010	0.039 (J)	
6/16/2010	0.041 (J)	
7/26/2010	0.04 (J)	
9/7/2010	0.038 (J)	
4/29/2011	0.034 (J)	
10/28/2011	0.035	
5/2/2012	0.038	
11/9/2012	0.035 (V)	
5/8/2013	0.037	
11/6/2013	0.036 (V)	
5/23/2014	0.036	
11/8/2014	0.038	
5/22/2015	0.035	
11/10/2015	0.032	
4/11/2016	0.0352	
6/16/2016	0.033	
8/11/2016	0.035	
10/5/2016	<0.032	
11/29/2016	0.034	
2/8/2017	0.032	
4/6/2017	0.031	
6/21/2017	0.035	
10/5/2017	0.034	
3/20/2018	0.033	
10/2/2018	0.032	
3/26/2019	0.033	
9/11/2019	0.035	
3/18/2020	0.036	
9/9/2020	0.036	
4/1/2021	0.035	
8/11/2021	0.037	
2/16/2022	0.034	
8/25/2022	0.035	
2/28/2023		0.035
8/9/2023		0.037
2/29/2024		0.037

ND substitution: RL or RL/2 if <15% NDs.

Prediction Limit

Constituent: Barium, Total (mg/L) Analysis Run 3/29/2024 11:44 AM View: Appendix I - Intrawell

Plant Scherer Data: Scherer Cell 1-CCR

	GWC-19	GWC-19
5/11/2010	0.018 (J)	
6/16/2010	0.017 (J)	
7/27/2010	0.016 (J)	
9/7/2010	0.017 (J)	
4/29/2011	0.018 (J)	
10/28/2011	0.016	
5/2/2012	0.018	
11/9/2012	0.017 (V)	
5/9/2013	0.017	
11/6/2013	0.018 (V)	
5/22/2014	0.016	
11/8/2014	0.018	
5/23/2015	0.018	
11/10/2015	0.017	
4/11/2016	0.0191	
6/16/2016	0.017	
8/11/2016	0.015	
10/5/2016	<0.018	
11/29/2016	0.017	
2/8/2017	0.017	
4/5/2017	0.017	
6/21/2017	0.019	
10/5/2017	0.018	
3/20/2018	0.019	
10/2/2018	0.018	
3/26/2019		0.018
9/12/2019		0.026
3/19/2020		0.025
9/9/2020		0.026
4/5/2021		0.028
8/11/2021		0.031
2/16/2022		0.027
8/25/2022		0.03
2/28/2023		0.031
8/8/2023		0.032
2/29/2024		0.033

ND substitution: RL or RL/2 if <15% NDs.

Prediction Limit

Constituent: Barium, Total (mg/L) Analysis Run 3/29/2024 11:44 AM View: Appendix I - Intrawell

Plant Scherer Data: Scherer Cell 1-CCR

	GWC-2	GWC-2
5/11/2010	0.048 (J)	
6/19/2010	0.033 (J)	
7/27/2010	0.047 (J)	
9/9/2010	0.045 (J)	
4/28/2011	0.048 (J)	
10/28/2011	0.044	
5/3/2012	0.047	
11/9/2012	0.055 (V)	
5/9/2013	0.049	
11/5/2013	0.045	
5/22/2014	0.04	
11/13/2014	0.045	
5/24/2015	0.045	
11/11/2015	0.045	
4/12/2016	0.0519	
6/16/2016	0.045	
8/11/2016	0.04	
10/4/2016	0.044	
11/30/2016	0.044	
2/7/2017	0.044	
4/6/2017	0.041	
6/20/2017	0.045	
10/4/2017	0.047	
3/20/2018	0.045	
10/2/2018	0.044	
3/26/2019	0.045	
9/10/2019	0.047	
3/18/2020	0.048	
9/9/2020	0.047	
4/1/2021	0.044	
8/12/2021	0.048	
2/15/2022	0.048	
8/26/2022	0.045	
2/27/2023		0.048
8/9/2023		0.045
3/1/2024		0.046

Prediction Limit

Constituent: Barium, Total (mg/L) Analysis Run 3/29/2024 11:44 AM View: Appendix I - Intrawell

Plant Scherer Data: Scherer Cell 1-CCR

	GWC-20	GWC-20
5/11/2010	0.032 (J)	
6/17/2010	0.031 (J)	
7/27/2010	0.035 (J)	
9/7/2010	0.032 (J)	
4/29/2011	0.031 (J)	
10/28/2011	0.03	
5/3/2012	0.032	
11/10/2012	0.028 (V)	
5/9/2013	0.029	
11/6/2013	0.03 (V)	
5/22/2014	0.029	
11/9/2014	0.032	
5/24/2015	0.029	
11/10/2015	0.026	
4/12/2016	0.033	
6/16/2016	0.028	
8/11/2016	0.026	
10/5/2016	0.03	
11/30/2016	0.03	
2/8/2017	0.033	
4/6/2017	0.033	
6/21/2017	0.03	
10/5/2017	0.028	
3/21/2018	<0.03 (X)	
10/3/2018	0.028	
3/26/2019	0.03	
9/12/2019	0.035	
3/19/2020	0.032	
9/10/2020	0.031	
4/5/2021	0.029	
8/11/2021	0.031	
2/16/2022	0.03	
8/25/2022	0.031	
2/28/2023		0.032
8/8/2023		0.035
3/1/2024		0.036

ND substitution: RL or RL/2 if <15% NDs.

Prediction Limit

Constituent: Barium, Total (mg/L) Analysis Run 3/29/2024 11:44 AM View: Appendix I - Intrawell

Plant Scherer Data: Scherer Cell 1-CCR

	GWC-3	GWC-3
5/11/2010	0.039	
6/17/2010	0.017	
7/28/2010	0.071 (O)	
9/7/2010	0.026	
4/29/2011	0.016	
10/28/2011	0.014	
5/3/2012	0.017	
11/9/2012	0.022 (V)	
5/10/2013	0.025	
11/6/2013	0.015	
5/22/2014	0.016	
11/9/2014	0.017	
5/22/2015	0.017	
11/10/2015	0.018	
4/12/2016	0.0169 (D)	
6/20/2016	0.014	
8/12/2016	0.018	
10/5/2016	0.015	
11/30/2016	0.018	
2/8/2017	0.018	
4/6/2017	0.017	
6/21/2017	0.02	
10/5/2017	0.017	
3/21/2018	<0.018 (X)	
10/3/2018	0.016	
3/26/2019	0.015	
9/10/2019	0.014	
3/18/2020	0.013	
9/10/2020	0.015	
4/6/2021	0.014	
8/12/2021	0.019	
2/15/2022	0.013	
8/25/2022	0.013	
2/28/2023		0.011
8/9/2023		0.013
3/4/2024		0.019

ND substitution: RL or RL/2 if <15% NDs.

Prediction Limit

Constituent: Barium, Total (mg/L) Analysis Run 3/29/2024 11:44 AM View: Appendix I - Intrawell

Plant Scherer Data: Scherer Cell 1-CCR

	GWC-4	GWC-4
5/11/2010	0.031 (J)	
6/17/2010	0.033 (J)	
7/28/2010	0.033 (J)	
9/8/2010	0.033 (J)	
4/28/2011	0.039 (J)	
10/29/2011	0.029	
5/3/2012	0.036	
11/10/2012	0.032 (V)	
5/10/2013	0.035	
11/6/2013	0.037	
5/22/2014	0.031	
11/9/2014	0.034	
5/22/2015	0.039	
11/11/2015	0.042	
4/12/2016	0.0386	
6/20/2016	0.031	
8/12/2016	0.033	
10/6/2016	0.042	
11/30/2016	0.04	
2/8/2017	0.042	
4/6/2017	0.041	
6/22/2017	0.047	
10/6/2017	0.045	
3/21/2018	0.045	
10/3/2018	0.042	
3/26/2019	0.053	
9/10/2019	0.037	
3/19/2020	0.045	
9/10/2020	0.045	
4/2/2021		0.047
8/12/2021		0.049
2/15/2022		0.055
5/12/2022		0.06 (R)
8/25/2022		0.054
12/28/2022		0.065 (R)
2/27/2023		0.081
8/8/2023		0.085
2/29/2024		0.1

Prediction Limit

Constituent: Barium, Total (mg/L) Analysis Run 3/29/2024 11:44 AM View: Appendix I - Intrawell

Plant Scherer Data: Scherer Cell 1-CCR

	GWC-5	GWC-5
5/11/2010	0.034 (J)	
6/18/2010	0.028 (J)	
7/27/2010	0.026 (J)	
9/9/2010	0.022 (J)	
4/29/2011	0.016 (J)	
10/28/2011	0.014	
5/4/2012	0.017	
11/10/2012	0.014 (V)	
5/9/2013	0.016	
11/6/2013	0.016	
5/22/2014	0.016	
11/9/2014	0.018	
5/24/2015	0.11	
11/11/2015	0.12	
4/19/2016	0.099	
6/22/2016	0.074	
8/16/2016	0.045	
10/6/2016	0.046	
12/1/2016	0.046	
2/9/2017	0.055	
4/6/2017	0.057	
6/21/2017	0.062	
10/5/2017	0.052	
3/22/2018	0.048	
10/3/2018	0.036	
3/27/2019	0.038	
9/11/2019	0.039	
3/18/2020	0.04	
9/9/2020	0.033	
4/1/2021	0.04	
8/12/2021	0.036	
2/15/2022	0.038	
8/25/2022	0.031	
2/28/2023		0.038
8/8/2023		0.031
2/29/2024		0.042

Prediction Limit

Constituent: Barium, Total (mg/L) Analysis Run 3/29/2024 11:44 AM View: Appendix I - Intrawell

Plant Scherer Data: Scherer Cell 1-CCR

	GWC-6	GWC-6
5/11/2010	0.053 (J)	
6/18/2010	0.055 (J)	
7/27/2010	0.053 (J)	
9/9/2010	0.05 (J)	
4/30/2011	0.05 (J)	
10/29/2011	0.045	
5/4/2012	0.051	
11/10/2012	0.048 (V)	
5/9/2013	0.048	
11/7/2013	0.049	
5/21/2014	0.048	
11/9/2014	0.053	
5/24/2015	0.061	
11/11/2015	0.063	
4/12/2016	0.0626	
6/20/2016	0.057	
8/12/2016	0.053	
10/6/2016	0.053	
11/30/2016	0.06	
2/9/2017	0.054	
4/6/2017	0.055	
6/21/2017	0.063	
10/6/2017	0.054	
3/21/2018	0.056	
10/3/2018	0.051	
3/26/2019	0.052	
9/11/2019	0.059	
3/18/2020	0.05	
9/10/2020	0.056	
4/5/2021	0.054	
8/11/2021	0.054	
2/15/2022	0.057	
8/25/2022	0.055	
2/27/2023		0.052
8/8/2023		0.046
2/29/2024		0.06

Prediction Limit

Constituent: Barium, Total (mg/L) Analysis Run 3/29/2024 11:44 AM View: Appendix I - Intrawell

Plant Scherer Data: Scherer Cell 1-CCR

	GWC-7	GWC-7
5/10/2010	0.029 (J)	
6/18/2010	0.044 (J)	
7/28/2010	0.028 (J)	
9/9/2010	0.029 (J)	
4/30/2011	0.025 (J)	
10/29/2011	0.026	
5/4/2012	0.032	
11/10/2012	0.028 (V)	
5/9/2013	0.03	
11/7/2013	0.031	
5/21/2014	0.029	
11/12/2014	0.031	
5/24/2015	0.039	
11/11/2015	0.032	
4/13/2016	0.0328 (D)	
6/20/2016	0.03	
8/15/2016	0.033	
10/6/2016	0.032	
12/1/2016	0.034	
2/9/2017	0.032	
4/7/2017	0.031	
6/22/2017	0.035	
10/6/2017	0.034	
3/22/2018	0.035	
10/4/2018	0.031	
3/27/2019	0.033	
9/11/2019	0.035	
3/19/2020	0.036	
9/10/2020	0.039	
4/1/2021	0.036	
8/11/2021	0.036	
2/15/2022	0.035	
8/25/2022	0.035	
2/27/2023		0.036
8/8/2023		0.034
2/29/2024		0.041

Prediction Limit

Constituent: Barium, Total (mg/L) Analysis Run 3/29/2024 11:44 AM View: Appendix I - Intrawell

Plant Scherer Data: Scherer Cell 1-CCR

	GWC-8A	GWC-8A
5/10/2010	0.05 (J)	
6/19/2010	0.045 (J)	
7/28/2010	0.046 (J)	
9/8/2010	0.071 (J)	
4/30/2011	0.098 (J)	
10/27/2011	0.048	
5/4/2012	0.055	
11/11/2012	0.05 (V)	
5/10/2013	0.12	
11/7/2013	0.044	
5/21/2014	0.037	
11/13/2014	0.085	
5/23/2015	0.054	
11/11/2015	0.059	
4/19/2016	0.0415	
10/10/2016	0.034	
12/1/2016	0.037	
2/9/2017	0.043	
4/7/2017	0.019	
6/21/2017	0.017	
8/15/2017	0.021	
9/1/2017	0.02	
10/9/2017	0.019	
3/22/2018	0.019	
10/4/2018	0.012	
3/27/2019	0.025	
9/11/2019	0.022	
3/18/2020	0.043	
9/9/2020	0.053	
4/5/2021	0.045	
8/12/2021	0.026	
2/15/2022	0.048	
8/25/2022	0.03	
2/27/2023		0.055
8/8/2023		0.051
2/29/2024		0.042

Prediction Limit

Constituent: Barium, Total (mg/L) Analysis Run 3/29/2024 11:44 AM View: Appendix I - Intrawell

Plant Scherer Data: Scherer Cell 1-CCR

	GWC-9	GWC-9
5/10/2010	0.026 (J)	
6/16/2010	0.026 (J)	
7/27/2010	0.029 (J)	
9/8/2010	0.027 (J)	
4/29/2011	0.02 (J)	
10/27/2011	0.02	
5/3/2012	0.021	
11/11/2012	0.028 (V)	
5/9/2013	0.026	
11/6/2013	0.026	
5/21/2014	0.023	
11/12/2014	0.038	
5/23/2015	0.021	
11/12/2015	0.02	
4/13/2016	0.0164 (D)	
6/22/2016	0.0238	
8/15/2016	0.02	
10/6/2016	0.021	
12/1/2016	0.025	
2/8/2017	0.017	
4/6/2017	0.019	
6/21/2017	0.026	
10/5/2017	0.022	
3/21/2018	<0.021 (X)	
10/2/2018	0.023	
3/27/2019	0.018	
9/11/2019	0.028	
3/18/2020	0.013	
9/9/2020	0.025	
4/1/2021	0.018	
8/12/2021	0.023	
2/15/2022	0.023	
8/25/2022	0.04	
2/27/2023		0.025
8/8/2023		0.027
3/1/2024		0.026

ND substitution: RL or RL/2 if <15% NDs.

Prediction Limit

Constituent: Beryllium, Total (mg/L) Analysis Run 3/29/2024 11:44 AM View: Appendix I - Intrawell

Plant Scherer Data: Scherer Cell 1-CCR

	GWA-17	GWA-17
5/8/2010	<0.0025	
6/16/2010	<0.0025	
7/26/2010	<0.0025	
9/7/2010	<0.0025	
4/29/2011	<0.0025	
10/28/2011	<0.0025	
5/2/2012	<0.0025	
11/9/2012	0.0021	
5/8/2013	<0.0025	
11/6/2013	<0.0025	
5/20/2014	<0.0025	
11/8/2014	<0.0025	
5/22/2015	<0.0025	
11/9/2015	<0.0025	
4/6/2016	<0.0025	
6/15/2016	<0.0025	
8/10/2016	<0.0025	
10/5/2016	<0.0025	
11/29/2016	<0.0025	
2/7/2017	<0.0025	
4/4/2017	<0.0025	
6/20/2017	<0.0025	
10/5/2017	<0.0025	
3/20/2018	<0.0025	
10/2/2018	<0.0025	
3/26/2019	<0.0025	
9/10/2019	<0.0025	
3/18/2020	<0.0025	
9/9/2020	<0.0025	
4/1/2021	<0.0025	
8/11/2021	<0.0025	
2/15/2022	<0.0025	
8/24/2022	<0.0025	
2/28/2023		<0.0025
8/3/2023		<0.0025
2/28/2024		<0.0025

ND substitution: RL or RL/2 if <15% NDs.

Prediction Limit

Constituent: Beryllium, Total (mg/L) Analysis Run 3/29/2024 11:44 AM View: Appendix I - Intrawell

Plant Scherer Data: Scherer Cell 1-CCR

	GWC-5	GWC-5
5/11/2010	<0.0025	
6/18/2010	<0.0025	
7/27/2010	<0.0025	
9/9/2010	<0.0025	
4/29/2011	<0.0025	
10/28/2011	<0.0025	
5/4/2012	<0.0025	
11/10/2012	<0.0025	
5/9/2013	<0.0025	
11/6/2013	<0.0025	
5/22/2014	<0.0025	
11/9/2014	<0.0025	
5/24/2015	<0.0025	
11/11/2015	<0.0025	
4/19/2016	<0.0025	
6/22/2016	<0.0025	
8/16/2016	<0.0025	
10/6/2016	<0.0025	
12/1/2016	<0.0025	
2/9/2017	<0.0025	
4/6/2017	<0.0025	
6/21/2017	<0.0025	
10/5/2017	<0.0025	
3/22/2018	<0.0025	
10/3/2018	<0.0025	
3/27/2019	<0.0025	
9/11/2019	<0.0025	
3/18/2020	<0.0025	
9/9/2020	<0.0025	
4/1/2021	<0.0025	
8/12/2021	0.00022 (J)	
2/15/2022	<0.0025	
8/25/2022	<0.0025	
2/28/2023		<0.0025
8/8/2023		<0.0025
2/29/2024		<0.0025

ND substitution: RL or RL/2 if <15% NDs.

Prediction Limit

Constituent: Beryllium, Total (mg/L) Analysis Run 3/29/2024 11:44 AM View: Appendix I - Intrawell

Plant Scherer Data: Scherer Cell 1-CCR

	GWC-7	GWC-7
5/10/2010	<0.0025	
6/18/2010	<0.0025	
7/28/2010	<0.0025	
9/9/2010	<0.0025	
4/30/2011	<0.0025	
10/29/2011	<0.0025	
5/4/2012	<0.0025	
11/10/2012	<0.0025	
5/9/2013	<0.0025	
11/7/2013	<0.0025	
5/21/2014	<0.0025	
11/12/2014	<0.0025	
5/24/2015	<0.0025	
11/11/2015	<0.0025	
4/13/2016	<0.0025 (D)	
6/20/2016	<0.0025	
8/15/2016	<0.0025	
10/6/2016	<0.0025	
12/1/2016	<0.0025	
2/9/2017	<0.0025	
4/7/2017	<0.0025	
6/22/2017	<0.0025	
10/6/2017	<0.0025	
3/22/2018	<0.0025	
10/4/2018	<0.0025	
3/27/2019	<0.0025	
9/11/2019	<0.0025	
3/19/2020	<0.0025	
9/10/2020	0.00018 (J)	
4/1/2021	<0.0025	
8/11/2021	<0.0025	
2/15/2022	<0.0025	
8/25/2022	<0.0025	
2/27/2023		<0.0025
8/8/2023		<0.0025
2/29/2024		<0.0025

ND substitution: RL or RL/2 if <15% NDs.

Prediction Limit

Constituent: Beryllium, Total (mg/L) Analysis Run 3/29/2024 11:44 AM View: Appendix I - Intrawell

Plant Scherer Data: Scherer Cell 1-CCR

	GWC-8A	GWC-8A
5/10/2010	<0.0025	
6/19/2010	<0.0025	
7/28/2010	<0.0025	
9/8/2010	<0.0025	
4/30/2011	<0.0025	
10/27/2011	<0.0025	
5/4/2012	<0.0025	
11/11/2012	<0.0025	
5/10/2013	<0.0025	
11/7/2013	<0.0025	
5/21/2014	<0.0025	
11/13/2014	<0.0025	
5/23/2015	<0.0025	
11/11/2015	<0.0025	
4/19/2016	<0.0025	
10/10/2016	<0.0025	
12/1/2016	<0.0025	
2/9/2017	<0.0025	
4/7/2017	<0.0025	
6/21/2017	<0.0025	
8/15/2017	<0.0025	
9/1/2017	<0.0025	
10/9/2017	<0.0025	
3/22/2018	<0.0025	
10/4/2018	<0.0025	
3/27/2019	<0.0025	
9/11/2019	<0.0025	
3/18/2020	<0.0025	
9/9/2020	<0.0025	
4/5/2021	0.00038 (J)	
8/12/2021	<0.0025	
2/15/2022	<0.0025	
8/25/2022	<0.0025	
2/27/2023		<0.0025
8/8/2023		<0.0025
2/29/2024		<0.0025

ND substitution: RL or RL/2 if <15% NDs.

Prediction Limit

Constituent: Cadmium, Total (mg/L) Analysis Run 3/29/2024 11:44 AM View: Appendix I - Intrawell

Plant Scherer Data: Scherer Cell 1-CCR

	GWA-17	GWA-17
5/8/2010	<0.0025	
6/16/2010	<0.0025	
7/26/2010	<0.0025	
9/7/2010	<0.0025	
4/29/2011	<0.0025	
10/28/2011	<0.0025	
5/2/2012	<0.0025	
11/9/2012	<0.0025	
5/8/2013	<0.0025	
11/6/2013	<0.0025	
5/20/2014	<0.0025	
11/8/2014	<0.0025	
5/22/2015	<0.0025	
11/9/2015	<0.0025	
4/6/2016	<0.0025	
6/15/2016	<0.0025	
8/10/2016	<0.0025	
10/5/2016	<0.0025	
11/29/2016	<0.0025	
2/7/2017	<0.0025	
4/4/2017	<0.0025	
6/20/2017	<0.0025	
10/5/2017	<0.0025	
3/20/2018	<0.0025	
10/2/2018	<0.0025	
3/26/2019	<0.0025	
9/10/2019	0.00013 (J)	
3/18/2020	<0.0025	
9/9/2020	<0.0025	
4/1/2021	<0.0025	
8/11/2021	<0.0025	
2/15/2022	<0.0025	
8/24/2022	<0.0025	
2/28/2023		<0.0025
8/3/2023		<0.0025
2/28/2024		<0.0025

ND substitution: RL or RL/2 if <15% NDs.

Prediction Limit

Constituent: Cadmium, Total (mg/L) Analysis Run 3/29/2024 11:44 AM View: Appendix I - Intrawell

Plant Scherer Data: Scherer Cell 1-CCR

	GWC-11	GWC-11
5/10/2010	<0.0025	
6/16/2010	<0.0025	
7/27/2010	<0.0025	
9/8/2010	<0.0025	
4/29/2011	<0.0025	
10/27/2011	<0.0025	
5/4/2012	<0.0025	
11/10/2012	<0.0025	
5/9/2013	<0.0025	
11/6/2013	<0.0025	
5/20/2014	<0.0025	
11/12/2014	<0.0025	
5/24/2015	<0.0025	
11/12/2015	<0.0025	
4/13/2016	<0.0025 (D)	
6/21/2016	<0.0025	
8/15/2016	<0.0025	
10/5/2016	<0.0025	
12/1/2016	<0.0025	
2/8/2017	<0.0025	
4/6/2017	<0.0025	
6/20/2017	<0.0025	
10/5/2017	<0.0025	
3/21/2018	<0.0025	
10/2/2018	<0.0025	
3/27/2019	<0.0025	
9/11/2019	<0.0025	
3/18/2020	<0.0025	
9/10/2020	0.001 (J)	
4/1/2021	<0.0025	
8/11/2021	<0.0025	
2/16/2022	<0.0025	
8/25/2022	<0.0025	
2/27/2023		<0.0025
8/9/2023		<0.0025
2/29/2024		<0.0025

ND substitution: RL or RL/2 if <15% NDs.

Prediction Limit

Constituent: Cadmium, Total (mg/L) Analysis Run 3/29/2024 11:44 AM View: Appendix I - Intrawell

Plant Scherer Data: Scherer Cell 1-CCR

	GWC-2	GWC-2
5/11/2010	<0.0025	
6/19/2010	<0.0025	
7/27/2010	<0.0025	
9/9/2010	<0.0025	
4/28/2011	<0.0025	
10/28/2011	<0.0025	
5/3/2012	<0.0025	
11/9/2012	<0.0025	
5/9/2013	<0.0025	
11/5/2013	<0.0025	
5/22/2014	<0.0025	
11/13/2014	<0.0025	
5/24/2015	<0.0025	
11/11/2015	<0.0025	
4/12/2016	<0.0025	
6/16/2016	<0.0025	
8/11/2016	<0.0025	
10/4/2016	<0.0025	
11/30/2016	<0.0025	
2/7/2017	<0.0025	
4/6/2017	<0.0025	
6/20/2017	<0.0025	
10/4/2017	<0.0025	
3/20/2018	<0.0025	
10/2/2018	<0.0025	
3/26/2019	<0.0025	
9/10/2019	<0.0025	
3/18/2020	<0.0025	
9/9/2020	<0.0025	
4/1/2021	0.00038 (J)	
8/12/2021	<0.0025	
2/15/2022	<0.0025	
8/26/2022	<0.0025	
2/27/2023		<0.0025
8/9/2023		<0.0025
3/1/2024		<0.0025

ND substitution: RL or RL/2 if <15% NDs.

Prediction Limit

Constituent: Cadmium, Total (mg/L) Analysis Run 3/29/2024 11:44 AM View: Appendix I - Intrawell

Plant Scherer Data: Scherer Cell 1-CCR

	GWC-8A	GWC-8A
5/10/2010	<0.0025	
6/19/2010	<0.0025	
7/28/2010	<0.0025	
9/8/2010	0.001	
4/30/2011	0.0014	
10/27/2011	0.0011	
5/4/2012	<0.0025	
11/11/2012	<0.0025	
5/10/2013	0.0016	
11/7/2013	0.001	
5/21/2014	<0.0025	
11/13/2014	<0.0025	
5/23/2015	<0.0025	
11/11/2015	<0.0025	
4/19/2016	0.000379 (J)	
10/10/2016	<0.0025	
12/1/2016	<0.0025	
2/9/2017	0.00037 (J)	
4/7/2017	<0.0025	
6/21/2017	<0.0025	
8/15/2017	<0.0025	
9/1/2017	<0.0025	
10/9/2017	<0.0025	
3/22/2018	<0.0025	
10/4/2018	<0.0025	
3/27/2019	<0.0025	
9/11/2019	<0.0025	
3/18/2020	<0.0025	
9/9/2020	<0.0025	
4/5/2021	0.0003 (J)	
8/12/2021	<0.0025	
2/15/2022	<0.0025	
8/25/2022	<0.0025	
2/27/2023		<0.0025
8/8/2023		<0.0025
2/29/2024		<0.0025

ND substitution: RL or RL/2 if <15% NDs.

Prediction Limit

Constituent: Chromium, Total (mg/L) Analysis Run 3/29/2024 11:44 AM View: Appendix I - Intrawell

Plant Scherer Data: Scherer Cell 1-CCR

	GWA-15	GWA-15
5/9/2010	<0.002	
6/18/2010	<0.002	
7/28/2010	<0.002	
9/9/2010	<0.002	
4/30/2011	<0.002	
10/28/2011	<0.002	
5/2/2012	<0.002	
11/9/2012	<0.002	
5/8/2013	<0.002	
11/5/2013	0.0036	
5/20/2014	<0.002	
11/12/2014	<0.002	
5/22/2015	<0.002	
11/11/2015	<0.002	
4/6/2016	<0.002	
6/15/2016	<0.002	
8/10/2016	<0.002	
10/4/2016	<0.002	
11/30/2016	<0.002	
2/7/2017	<0.002	
4/4/2017	<0.002	
6/20/2017	<0.002	
10/4/2017	<0.002	
3/20/2018	<0.002 (D)	
10/2/2018	<0.002	
3/26/2019	<0.002	
9/10/2019	0.0023 (J)	
3/18/2020	<0.002	
9/9/2020	<0.002	
4/1/2021	<0.002	
8/11/2021	<0.002	
2/15/2022	<0.002	
8/25/2022	<0.002	
2/28/2023		<0.002
8/3/2023		<0.002
3/4/2024		<0.002

ND substitution: RL or RL/2 if <15% NDs.

Prediction Limit

Constituent: Chromium, Total (mg/L) Analysis Run 3/29/2024 11:44 AM View: Appendix I - Intrawell

Plant Scherer Data: Scherer Cell 1-CCR

	GWA-16	GWA-16
5/9/2010	0.003 (J)	
6/16/2010	0.0042 (J)	
7/27/2010	0.0048 (J)	
9/7/2010	0.0037 (J)	
4/29/2011	0.0046 (J)	
10/28/2011	0.005	
5/2/2012	0.0052	
11/9/2012	0.0054	
5/8/2013	0.0058	
11/6/2013	0.0062 (J)	
5/20/2014	0.0047 (J)	
11/8/2014	0.0064 (J)	
5/22/2015	0.0059 (J)	
11/9/2015	0.0043 (J)	
4/6/2016	0.00457 (J)	
6/15/2016	<0.01	
8/10/2016	0.0042	
10/4/2016	0.0052	
11/29/2016	0.004	
2/7/2017	0.004	
4/4/2017	0.0021 (J)	
6/20/2017	0.0046	
10/5/2017	0.005	
3/20/2018	0.0044	
10/2/2018	0.0043	
3/26/2019	0.0046	
9/10/2019	0.0076	
3/18/2020	0.0044	
9/9/2020	0.005	
4/1/2021	0.0053	
8/11/2021	0.0059	
2/15/2022	0.0056	
8/25/2022	0.0056	
2/28/2023		0.0061
8/3/2023		0.0073
2/28/2024		0.0071

ND substitution: RL or RL/2 if <15% NDs.

Prediction Limit

Constituent: Chromium, Total (mg/L) Analysis Run 3/29/2024 11:44 AM View: Appendix I - Intrawell

Plant Scherer Data: Scherer Cell 1-CCR

	GWA-17	GWA-17
5/8/2010	0.0032 (J)	
6/16/2010	0.0037 (J)	
7/26/2010	0.0058	
9/7/2010	0.0078	
4/29/2011	0.005	
10/28/2011	0.0068	
5/2/2012	0.0065	
11/9/2012	0.006	
5/8/2013	0.0074	
11/6/2013	0.0082 (J)	
5/20/2014	0.0051 (J)	
11/8/2014	0.0074 (J)	
5/22/2015	0.0084 (J)	
11/9/2015	0.009 (J)	
4/6/2016	0.00779 (J)	
6/15/2016	<0.01	
8/10/2016	0.0068	
10/5/2016	0.0076	
11/29/2016	0.0045	
2/7/2017	0.0067	
4/4/2017	0.0079	
6/20/2017	0.0084	
10/5/2017	0.0061	
3/20/2018	0.006	
10/2/2018	0.0061	
3/26/2019	0.0065	
9/10/2019	0.012	
3/18/2020	0.0083	
9/9/2020	0.0088	
4/1/2021	0.0082	
8/11/2021	0.0089	
2/15/2022	0.0084	
8/24/2022	0.0076	
2/28/2023		0.0083
8/3/2023		0.0089
2/28/2024		0.0096

ND substitution: RL or RL/2 if <15% NDs.

Prediction Limit

Constituent: Chromium, Total (mg/L) Analysis Run 3/29/2024 11:44 AM View: Appendix I - Intrawell

Plant Scherer Data: Scherer Cell 1-CCR

	GWC-1	GWC-1
5/11/2010	0.0077	
6/17/2010	0.0053	
7/27/2010	0.0085	
9/9/2010	0.0076	
4/28/2011	0.0048 (J)	
10/29/2011	0.0093	
5/3/2012	0.01	
11/9/2012	0.009	
5/9/2013	0.0085	
11/5/2013	0.015	
5/23/2014	0.012	
11/13/2014	0.011	
5/23/2015	0.012	
11/11/2015	0.014	
4/12/2016	0.0135	
6/16/2016	0.014	
8/11/2016	0.013	
10/4/2016	0.014	
11/30/2016	0.013	
2/7/2017	0.013	
4/5/2017	0.014	
6/20/2017	0.013	
10/4/2017	0.015	
3/20/2018	0.013	
10/2/2018	0.014	
3/26/2019	0.013	
9/10/2019	0.018	
3/18/2020	0.014	
9/9/2020	0.014	
4/1/2021	0.014	
8/18/2021	0.014	
2/15/2022	0.011	
8/24/2022	0.014	
2/27/2023		0.014
8/9/2023		0.017
3/1/2024		0.014

Prediction Limit

Constituent: Chromium, Total (mg/L) Analysis Run 3/29/2024 11:44 AM View: Appendix I - Intrawell

Plant Scherer Data: Scherer Cell 1-CCR

	GWC-10	GWC-10
5/10/2010	0.011	
6/16/2010	0.0095	
7/28/2010	0.01	
9/8/2010	0.011	
4/29/2011	0.0096	
10/27/2011	0.011	
5/4/2012	0.01	
11/11/2012	0.01	
5/9/2013	0.011	
11/5/2013	0.015	
5/21/2014	0.013	
11/12/2014	0.012	
5/23/2015	0.014	
11/12/2015	0.016	
4/13/2016	0.0152 (D)	
6/21/2016	0.016	
8/15/2016	0.015	
10/5/2016	0.016	
12/1/2016	0.015	
2/8/2017	0.017	
4/6/2017	0.018	
6/21/2017	0.017	
10/5/2017	0.018	
3/21/2018	0.017 (J+X)	
10/2/2018	0.018	
3/27/2019	0.017	
9/11/2019	0.023	
3/18/2020	0.02	
9/9/2020	0.018	
4/1/2021	0.02	
10/18/2021	0.019	
2/15/2022	0.021	
8/25/2022	0.018	
2/21/2023		0.02
8/9/2023		0.022
3/1/2024		0.019

Prediction Limit

Constituent: Chromium, Total (mg/L) Analysis Run 3/29/2024 11:44 AM View: Appendix I - Intrawell

Plant Scherer Data: Scherer Cell 1-CCR

	GWC-11	GWC-11
5/10/2010	0.011	
6/16/2010	0.012	
7/27/2010	0.012	
9/8/2010	0.011	
4/29/2011	0.01	
10/27/2011	0.0077	
5/4/2012	0.0082	
11/10/2012	0.007	
5/9/2013	0.0079	
11/6/2013	0.011	
5/20/2014	0.0076 (J)	
11/12/2014	0.0071 (J)	
5/24/2015	0.0083 (J)	
11/12/2015	0.0069 (J)	
4/13/2016	0.00804 (JD)	
6/21/2016	0.0086 (J)	
8/15/2016	0.0073	
10/5/2016	0.0077	
12/1/2016	0.0075	
2/8/2017	0.0078	
4/6/2017	0.0079	
6/20/2017	0.0078	
10/5/2017	0.0081	
3/21/2018	<0.0081 (X)	
10/2/2018	0.0075	
3/27/2019	0.007	
9/11/2019	0.011	
3/18/2020	0.0086	
9/10/2020	0.009	
4/1/2021	0.0078	
8/11/2021	0.0078	
2/16/2022	0.0074	
8/25/2022	0.0069	
2/27/2023		0.0082
8/9/2023		0.0087
2/29/2024		0.0086

ND substitution: RL or RL/2 if <15% NDs.

Prediction Limit

Constituent: Chromium, Total (mg/L) Analysis Run 3/29/2024 11:44 AM View: Appendix I - Intrawell

Plant Scherer Data: Scherer Cell 1-CCR

	GWC-12	GWC-12
5/9/2010	<0.002	
6/18/2010	<0.002	
7/27/2010	0.002 (J)	
9/8/2010	<0.002	
4/29/2011	<0.002	
10/28/2011	<0.002	
5/3/2012	<0.002	
11/10/2012	<0.002	
5/9/2013	<0.002	
11/6/2013	0.0031 (J)	
5/20/2014	0.002 (J)	
11/12/2014	<0.002	
5/23/2015	0.0027 (J)	
11/12/2015	0.0022 (J)	
4/13/2016	<0.002 (D)	
6/21/2016	0.0012 (J)	
8/15/2016	0.0021 (J)	
10/5/2016	0.0013 (J)	
12/1/2016	0.0015 (J)	
2/8/2017	0.0016 (J)	
4/5/2017	0.0014 (J)	
6/20/2017	0.0015 (J)	
10/5/2017	0.0015 (J)	
3/21/2018	<0.002 (XD)	
10/2/2018	0.0012 (J)	
3/26/2019	0.0013 (J)	
9/11/2019	0.0036	
3/18/2020	0.0016 (J)	
9/10/2020	<0.002	
4/1/2021	0.0015 (J)	
8/11/2021	<0.002	
2/16/2022	<0.002	
8/26/2022	<0.002	
2/27/2023		0.002
8/9/2023		0.0026
2/29/2024		0.0021

ND substitution: RL or RL/2 if <15% NDs.

Prediction Limit

Constituent: Chromium, Total (mg/L) Analysis Run 3/29/2024 11:44 AM View: Appendix I - Intrawell

Plant Scherer Data: Scherer Cell 1-CCR

	GWC-13	GWC-13
5/9/2010	0.0051	
6/18/2010	0.0043 (J)	
7/29/2010	0.0058	
9/9/2010	0.0052	
4/26/2011	0.0025 (J)	
10/28/2011	0.0035 (J)	
5/4/2012	0.0073	
11/11/2012	0.004 (J)	
5/8/2013	0.006	
11/7/2013	0.0068 (J)	
5/20/2014	0.0039 (J)	
11/12/2014	0.0039 (J)	
5/24/2015	0.004 (J)	
11/12/2015	0.0077 (J)	
4/13/2016	0.0038 (JD)	
6/21/2016	0.0035 (J)	
8/15/2016	0.0034	
10/7/2016	0.0037	
12/1/2016	0.0037	
2/9/2017	0.0038	
4/6/2017	0.0039	
6/22/2017	0.0042	
10/6/2017	0.0039	
3/22/2018	0.028 (O)	
10/3/2018	0.0056	
3/26/2019	0.0048	
9/11/2019	0.0075	
3/18/2020	0.008	
9/10/2020	0.0054	
4/6/2021	0.0061	
8/11/2021	0.0051	
2/16/2022	0.005	
8/26/2022	0.0043	
2/27/2023		0.006
8/9/2023		0.0066
3/1/2024		0.0059

Prediction Limit

Constituent: Chromium, Total (mg/L) Analysis Run 3/29/2024 11:44 AM View: Appendix I - Intrawell

Plant Scherer Data: Scherer Cell 1-CCR

	GWC-14	GWC-14
5/9/2010	<0.002	
6/18/2010	<0.002	
7/28/2010	<0.002	
9/9/2010	<0.002	
4/30/2011	<0.002	
10/28/2011	<0.002	
5/3/2012	<0.002	
11/10/2012	<0.002	
5/8/2013	<0.002	
11/5/2013	0.0036	
5/20/2014	<0.002	
11/12/2014	<0.002	
5/24/2015	<0.002	
11/11/2015	<0.002	
4/13/2016	<0.002 (D)	
6/21/2016	0.0006 (J)	
8/15/2016	<0.002	
10/4/2016	<0.002	
12/1/2016	<0.002	
2/7/2017	<0.002	
4/6/2017	<0.002	
6/20/2017	<0.002	
10/5/2017	<0.002	
3/20/2018	<0.002	
10/2/2018	<0.002	
3/26/2019	<0.002	
9/11/2019	0.0038	
3/18/2020	<0.002	
9/9/2020	<0.002	
4/1/2021	<0.002	
8/11/2021	<0.002	
2/16/2022	<0.002	
8/26/2022	<0.002	
2/27/2023		<0.002
8/9/2023		0.0018 (J)
3/1/2024		0.0022

ND substitution: RL or RL/2 if <15% NDs.

Prediction Limit

Constituent: Chromium, Total (mg/L) Analysis Run 3/29/2024 11:44 AM View: Appendix I - Intrawell

Plant Scherer Data: Scherer Cell 1-CCR

	GWC-18	GWC-18
5/10/2010	0.012	
6/16/2010	0.014	
7/26/2010	0.013	
9/7/2010	0.015	
4/29/2011	0.014	
10/28/2011	0.014	
5/2/2012	0.017	
11/9/2012	0.014	
5/8/2013	0.017	
11/6/2013	0.017	
5/23/2014	0.013	
11/8/2014	0.018	
5/22/2015	0.02	
11/10/2015	0.013	
4/11/2016	0.0139	
6/16/2016	0.014	
8/11/2016	0.016	
10/5/2016	0.014	
11/29/2016	0.013	
2/8/2017	0.013	
4/6/2017	0.014	
6/21/2017	0.013	
10/5/2017	0.014	
3/20/2018	0.014	
10/2/2018	0.014	
3/26/2019	0.014	
9/11/2019	0.017	
3/18/2020	0.014	
9/9/2020	0.013	
4/1/2021	0.014	
8/11/2021	0.014	
2/16/2022	0.012	
8/25/2022	0.012	
2/28/2023		0.012
8/9/2023		0.014
2/29/2024		0.013

Prediction Limit

Constituent: Chromium, Total (mg/L) Analysis Run 3/29/2024 11:44 AM View: Appendix I - Intrawell

Plant Scherer Data: Scherer Cell 1-CCR

	GWC-19	GWC-19
5/11/2010	0.0039 (J)	
6/16/2010	0.0049 (J)	
7/27/2010	0.0047 (J)	
9/7/2010	0.0057	
4/29/2011	0.0087	
10/28/2011	0.0075	
5/2/2012	0.011	
11/9/2012	0.0076	
5/9/2013	0.0088	
11/6/2013	0.011	
5/22/2014	0.0057 (J)	
11/8/2014	0.013	
5/23/2015	0.014	
11/10/2015	0.0091 (J)	
4/11/2016	0.00767 (J)	
6/16/2016	<0.01	
8/11/2016	0.0085	
10/5/2016	0.01	
11/29/2016	0.0087	
2/8/2017	0.0093	
4/5/2017	0.0098	
6/21/2017	0.0094	
10/5/2017	0.0096	
3/20/2018	0.0097	
10/2/2018	0.0097	
3/26/2019	0.0091	
9/12/2019	0.012	
3/19/2020	0.012	
9/9/2020	0.011	
4/5/2021	0.012	
8/11/2021	0.013	
2/16/2022	0.011	
8/25/2022	0.015	
2/28/2023		0.014
8/8/2023		0.014
2/29/2024		0.015

ND substitution: RL or RL/2 if <15% NDs.

Prediction Limit

Constituent: Chromium, Total (mg/L) Analysis Run 3/29/2024 11:44 AM View: Appendix I - Intrawell

Plant Scherer Data: Scherer Cell 1-CCR

	GWC-2	GWC-2
5/11/2010	0.0051	
6/19/2010	<0.011	
7/27/2010	0.01	
9/9/2010	0.0072	
4/28/2011	0.0077	
10/28/2011	0.011	
5/3/2012	0.011	
11/9/2012	0.0089	
5/9/2013	0.0089	
11/5/2013	0.011	
5/22/2014	0.01	
11/13/2014	0.0084 (J)	
5/24/2015	0.0095 (J)	
11/11/2015	0.011	
4/12/2016	0.0122	
6/16/2016	<0.011	
8/11/2016	0.01	
10/4/2016	0.011	
11/30/2016	0.0098	
2/7/2017	0.0096	
4/6/2017	0.01	
6/20/2017	0.01	
10/4/2017	0.011	
3/20/2018	0.0099	
10/2/2018	0.01	
3/26/2019	0.0096	
9/10/2019	0.014	
3/18/2020	0.011	
9/9/2020	0.01	
4/1/2021	0.0057	
8/12/2021	0.012	
2/15/2022	0.011	
8/26/2022	0.0095	
2/27/2023		0.012
8/9/2023		0.012
3/1/2024		0.011

ND substitution: RL or RL/2 if <15% NDs.

Prediction Limit

Constituent: Chromium, Total (mg/L) Analysis Run 3/29/2024 11:44 AM View: Appendix I - Intrawell

Plant Scherer Data: Scherer Cell 1-CCR

	GWC-20	GWC-20
5/11/2010	0.0063	
6/17/2010	0.0053	
7/27/2010	0.0064	
9/7/2010	0.0078	
4/29/2011	0.0065	
10/28/2011	0.0092	
5/3/2012	0.011	
11/10/2012	0.0073	
5/9/2013	0.0098	
11/6/2013	0.011	
5/22/2014	0.0097 (J)	
11/9/2014	0.012	
5/24/2015	0.016	
11/10/2015	0.0088 (J)	
4/12/2016	0.00965 (J)	
6/16/2016	<0.0085	
8/11/2016	0.0083	
10/5/2016	0.0094	
11/30/2016	0.0084	
2/8/2017	0.0091	
4/6/2017	0.011	
6/21/2017	0.0081	
10/5/2017	0.0083	
3/21/2018	<0.0085 (X)	
10/3/2018	0.0091	
3/26/2019	0.0092	
9/12/2019	0.011	
3/19/2020	0.0094	
9/10/2020	0.009	
4/5/2021	0.008	
8/11/2021	0.0087	
2/16/2022	0.0081	
8/25/2022	0.0079	
2/28/2023		0.009
8/8/2023		0.01
3/1/2024		0.0088

ND substitution: RL or RL/2 if <15% NDs.

Prediction Limit

Constituent: Chromium, Total (mg/L) Analysis Run 3/29/2024 11:44 AM View: Appendix I - Intrawell

Plant Scherer Data: Scherer Cell 1-CCR

	GWC-3	GWC-3
5/11/2010	0.01	
6/17/2010	0.0087	
7/28/2010	0.028 (O)	
9/7/2010	0.022	
4/29/2011	0.0099	
10/28/2011	0.0089	
5/3/2012	0.0091	
11/9/2012	0.008	
5/10/2013	0.019	
11/6/2013	0.013	
5/22/2014	0.0093 (J)	
11/9/2014	0.0098 (J)	
5/22/2015	0.01	
11/10/2015	0.011	
4/12/2016	0.00925 (JD)	
6/20/2016	0.0076 (J)	
8/12/2016	0.0079	
10/5/2016	0.0085	
11/30/2016	0.0086	
2/8/2017	0.011	
4/6/2017	0.0098	
6/21/2017	0.011	
10/5/2017	0.01	
3/21/2018	<0.0093 (X)	
10/3/2018	0.0081	
3/26/2019	0.0075	
9/10/2019	0.0092	
3/18/2020	0.0049	
9/10/2020	0.0061	
4/6/2021	0.0074	
8/12/2021	0.0085	
2/15/2022	0.0076	
8/25/2022	0.0072	
2/28/2023		0.01
8/9/2023		0.013
3/4/2024		0.014

ND substitution: RL or RL/2 if <15% NDs.

Prediction Limit

Constituent: Chromium, Total (mg/L) Analysis Run 3/29/2024 11:44 AM View: Appendix I - Intrawell

Plant Scherer Data: Scherer Cell 1-CCR

	GWC-4	GWC-4
5/11/2010	0.0046 (J)	
6/17/2010	0.007	
7/28/2010	0.0084	
9/8/2010	0.0071	
4/28/2011	0.008	
10/29/2011	0.0054	
5/3/2012	0.0065	
11/10/2012	0.0059	
5/10/2013	0.0083	
11/6/2013	0.0099 (J)	
5/22/2014	0.0049 (J)	
11/9/2014	0.0068 (J)	
5/22/2015	0.0087 (J)	
11/11/2015	0.0084 (J)	
4/12/2016	0.00419 (J)	
6/20/2016	0.0043 (J)	
8/12/2016	0.0037	
10/6/2016	0.0062	
11/30/2016	0.0043	
2/8/2017	0.0052	
4/6/2017	0.005	
6/22/2017	0.0052	
10/6/2017	0.0049	
3/21/2018	<0.0062 (X)	
10/3/2018	0.0039	
3/26/2019	0.0084	
9/10/2019	0.0067	
3/19/2020	0.0045	
9/10/2020	0.0055	
4/2/2021	0.0052	
8/12/2021	0.0045	
2/15/2022	0.0041	
8/25/2022	0.0038	
2/27/2023		0.0039
8/8/2023		0.0049
2/29/2024		0.0038

ND substitution: RL or RL/2 if <15% NDs.

Prediction Limit

Constituent: Chromium, Total (mg/L) Analysis Run 3/29/2024 11:44 AM View: Appendix I - Intrawell

Plant Scherer Data: Scherer Cell 1-CCR

	GWC-5	GWC-5
5/11/2010	0.004 (J)	
6/18/2010	0.0056	
7/27/2010	0.0051	
9/9/2010	0.0037 (J)	
4/29/2011	0.0036 (J)	
10/28/2011	0.0026 (J)	
5/4/2012	0.0031 (J)	
11/10/2012	<0.005	
5/9/2013	0.0033 (J)	
11/6/2013	0.0045 (J)	
5/22/2014	0.0035 (J)	
11/9/2014	0.0062 (J)	
5/24/2015	0.012	
11/11/2015	0.0068 (J)	
4/19/2016	0.00368 (J)	
6/22/2016	0.0031 (J)	
8/16/2016	0.0028	
10/6/2016	0.003	
12/1/2016	0.0022 (J)	
2/9/2017	0.0035	
4/6/2017	0.0032	
6/21/2017	0.0031	
10/5/2017	0.0029	
3/22/2018	0.0086 (J+X)	
10/3/2018	0.003	
3/27/2019	0.0039	
9/11/2019	0.0079	
3/18/2020	0.0052	
9/9/2020	0.0048	
4/1/2021	0.0058	
8/12/2021	0.0053	
2/15/2022	0.0061	
8/25/2022	0.0058	
2/28/2023		0.0068
8/8/2023		0.0066
2/29/2024		0.0074

ND substitution: RL or RL/2 if <15% NDs.

Prediction Limit

Constituent: Chromium, Total (mg/L) Analysis Run 3/29/2024 11:44 AM View: Appendix I - Intrawell

Plant Scherer Data: Scherer Cell 1-CCR

	GWC-6	GWC-6
5/11/2010	<0.012	
6/18/2010	0.0063	
7/27/2010	0.004 (J)	
9/9/2010	0.0053	
4/30/2011	0.0035 (J)	
10/29/2011	0.0048 (J)	
5/4/2012	0.0064	
11/10/2012	0.0084	
5/9/2013	0.0041 (J)	
11/7/2013	0.0077 (J)	
5/21/2014	0.0044 (J)	
11/9/2014	0.0071 (J)	
5/24/2015	0.01	
11/11/2015	0.0053 (J)	
4/12/2016	0.00493 (J)	
6/20/2016	0.0043 (J)	
8/12/2016	0.0037	
10/6/2016	0.004	
11/30/2016	0.0035	
2/9/2017	0.0041	
4/6/2017	0.0038	
6/21/2017	0.004	
10/6/2017	0.0038	
3/21/2018	<0.012 (X)	
10/3/2018	0.0042	
3/26/2019	0.0044	
9/11/2019	0.0078	
3/18/2020	0.0046	
9/10/2020	0.0049	
4/5/2021	0.005	
8/11/2021	0.005	
2/15/2022	0.0046	
8/25/2022	0.0046	
2/27/2023		0.0047
8/8/2023		0.0048
2/29/2024		0.0051

ND substitution: RL or RL/2 if <15% NDs.

Prediction Limit

Constituent: Chromium, Total (mg/L) Analysis Run 3/29/2024 11:44 AM View: Appendix I - Intrawell

Plant Scherer Data: Scherer Cell 1-CCR

	GWC-7	GWC-7
5/10/2010	0.007	
6/18/2010	0.011	
7/28/2010	0.0092	
9/9/2010	0.01	
4/30/2011	0.012	
10/29/2011	0.012	
5/4/2012	0.013	
11/10/2012	0.0097	
5/9/2013	0.013	
11/7/2013	0.013	
5/21/2014	0.0091 (J)	
11/12/2014	0.0097 (J)	
5/24/2015	0.018	
11/11/2015	0.0086 (J)	
4/13/2016	0.00924 (JD)	
6/20/2016	0.0084 (J)	
8/15/2016	0.0083	
10/6/2016	0.0081	
12/1/2016	0.0083	
2/9/2017	0.0087	
4/7/2017	0.009	
6/22/2017	0.0092	
10/6/2017	0.0095	
3/22/2018	0.0086 (J+X)	
10/4/2018	0.0083	
3/27/2019	0.0088	
9/11/2019	0.013	
3/19/2020	0.011	
9/10/2020	0.0098	
4/1/2021	0.0091	
8/11/2021	0.0092	
2/15/2022	0.0088	
8/25/2022	0.0085	
2/27/2023		0.0092
8/8/2023		0.0094
2/29/2024		0.012

Prediction Limit

Constituent: Chromium, Total (mg/L) Analysis Run 3/29/2024 11:44 AM View: Appendix I - Intrawell

Plant Scherer Data: Scherer Cell 1-CCR

	GWC-8A	GWC-8A
5/10/2010	<0.002	
6/19/2010	<0.002	
7/28/2010	0.0034 (J)	
9/8/2010	0.014	
4/30/2011	0.022	
10/27/2011	0.0064	
5/4/2012	0.0059	
11/11/2012	0.011	
5/10/2013	0.038 (O)	
11/7/2013	0.012	
5/21/2014	0.0048 (J)	
11/13/2014	0.023	
5/23/2015	0.015	
11/11/2015	0.016	
4/19/2016	0.0086 (J)	
10/10/2016	0.0052	
12/1/2016	0.0062	
2/9/2017	0.0091	
4/7/2017	<0.002	
6/21/2017	<0.002	
8/15/2017	<0.002	
9/1/2017	<0.002	
10/9/2017	<0.002	
3/22/2018	0.0079 (J+X)	
10/4/2018	<0.002	
3/27/2019	<0.002	
9/11/2019	0.0052	
3/18/2020	<0.002	
9/9/2020	<0.002	
4/5/2021	<0.002	
8/12/2021	<0.002	
2/15/2022	<0.002	
8/25/2022	<0.002	
2/27/2023		<0.002
8/8/2023		0.0013 (J)
2/29/2024		<0.002

ND substitution: RL or RL/2 if <15% NDs.

Prediction Limit

Constituent: Chromium, Total (mg/L) Analysis Run 3/29/2024 11:44 AM View: Appendix I - Intrawell

Plant Scherer Data: Scherer Cell 1-CCR

	GWC-9	GWC-9
5/10/2010	0.0097	
6/16/2010	0.0074	
7/27/2010	0.0068	
9/8/2010	0.007	
4/29/2011	0.0062	
10/27/2011	0.0084	
5/3/2012	0.0099	
11/11/2012	0.0073	
5/9/2013	0.0085	
11/6/2013	0.013	
5/21/2014	0.0097 (J)	
11/12/2014	0.0072 (J)	
5/23/2015	0.0095 (J)	
11/12/2015	0.0046 (J)	
4/13/2016	0.00627 (JD)	
6/22/2016	0.0079 (J)	
8/15/2016	0.0075	
10/6/2016	0.0071	
12/1/2016	0.007	
2/8/2017	0.0047	
4/6/2017	0.006	
6/21/2017	0.0071	
10/5/2017	0.008	
3/21/2018	<0.0046 (X)	
10/2/2018	0.0081	
3/27/2019	0.0064	
9/11/2019	0.012	
3/18/2020	0.0066	
9/9/2020	0.0081	
4/1/2021	0.0018 (J)	
8/12/2021	0.0077	
2/15/2022	0.0079	
8/25/2022	0.0092	
2/27/2023		0.0094
8/8/2023		0.0085
3/1/2024		0.0092

ND substitution: RL or RL/2 if <15% NDs.

Prediction Limit

Constituent: Cobalt, Total (mg/L) Analysis Run 3/29/2024 11:44 AM View: Appendix I - Intrawell

Plant Scherer Data: Scherer Cell 1-CCR

	GWA-15	GWA-15
5/9/2010	<0.0025	
6/18/2010	<0.0025	
7/28/2010	<0.0025	
9/9/2010	<0.0025	
4/30/2011	<0.0025	
10/28/2011	<0.0025	
5/2/2012	<0.0025	
11/9/2012	<0.0025	
5/8/2013	<0.0025	
11/5/2013	<0.0025	
5/20/2014	<0.0025	
11/12/2014	<0.0025	
5/22/2015	<0.0025	
11/11/2015	<0.0025	
4/6/2016	0.00261 (O)	
6/15/2016	0.00092 (J)	
8/10/2016	0.00076 (J)	
10/4/2016	0.00081 (J)	
11/30/2016	0.00061 (J)	
2/7/2017	<0.0025	
4/4/2017	0.00084 (J)	
6/20/2017	0.0012 (J)	
10/4/2017	0.00087 (J)	
3/20/2018	0.0018 (JD)	
10/2/2018	0.0011 (J)	
3/26/2019	0.0019 (J)	
9/10/2019	0.0012 (J)	
3/18/2020	0.0017 (J)	
9/9/2020	0.0016 (J)	
4/1/2021	0.0024 (J)	
8/11/2021	0.0011 (J)	
2/15/2022	0.0029	
8/25/2022	0.0014 (J)	
2/28/2023		0.0026
8/3/2023		0.0017 (J)
3/4/2024		0.0026

ND substitution: RL or RL/2 if <15% NDs.

Prediction Limit

Constituent: Cobalt, Total (mg/L) Analysis Run 3/29/2024 11:44 AM View: Appendix I - Intrawell

Plant Scherer Data: Scherer Cell 1-CCR

	GWA-16	GWA-16
5/9/2010	<0.0025	
6/16/2010	<0.0025	
7/27/2010	<0.0025	
9/7/2010	<0.0025	
4/29/2011	0.003 (O)	
10/28/2011	<0.0025	
5/2/2012	<0.0025	
11/9/2012	<0.0025	
5/8/2013	<0.0025	
11/6/2013	<0.0025	
5/20/2014	<0.0025	
11/8/2014	<0.0025	
5/22/2015	<0.0025	
11/9/2015	<0.0025	
4/6/2016	<0.0025	
6/15/2016	2.2E-05 (J)	
8/10/2016	<0.0025	
10/4/2016	<0.0025	
11/29/2016	<0.0025	
2/7/2017	<0.0025	
4/4/2017	<0.0025	
6/20/2017	<0.0025	
10/5/2017	<0.0025	
3/20/2018	<0.0025	
10/2/2018	<0.0025	
3/26/2019	<0.0025	
9/10/2019	0.00031 (J)	
3/18/2020	0.00034 (J)	
9/9/2020	<0.0025	
4/1/2021	0.00014 (J)	
8/11/2021	<0.0025	
2/15/2022	<0.0025	
8/25/2022	<0.0025	
2/28/2023		<0.0025
8/3/2023		<0.0025
2/28/2024		<0.0025

ND substitution: RL or RL/2 if <15% NDs.

Prediction Limit

Constituent: Cobalt, Total (mg/L) Analysis Run 3/29/2024 11:44 AM View: Appendix I - Intrawell

Plant Scherer Data: Scherer Cell 1-CCR

	GWA-17	GWA-17
5/8/2010	<0.0025	
6/16/2010	<0.0025	
7/26/2010	<0.0025	
9/7/2010	<0.0025	
4/29/2011	<0.0025	
10/28/2011	<0.0025	
5/2/2012	<0.0025	
11/9/2012	<0.0025	
5/8/2013	<0.0025	
11/6/2013	<0.0025	
5/20/2014	<0.0025	
11/8/2014	<0.0025	
5/22/2015	<0.0025	
11/9/2015	<0.0025	
4/6/2016	<0.0025	
6/15/2016	8.4E-05 (J)	
8/10/2016	<0.0025	
10/5/2016	<0.0025	
11/29/2016	<0.0025	
2/7/2017	<0.0025	
4/4/2017	<0.0025	
6/20/2017	<0.0025	
10/5/2017	<0.0025	
3/20/2018	<0.0025	
10/2/2018	<0.0025	
3/26/2019	<0.0025	
9/10/2019	0.00052 (J)	
3/18/2020	<0.0025	
9/9/2020	0.00019 (J)	
4/1/2021	<0.0025	
8/11/2021	<0.0025	
2/15/2022	<0.0025	
8/24/2022	<0.0025	
2/28/2023		<0.0025
8/3/2023		<0.0025
2/28/2024		<0.0025

ND substitution: RL or RL/2 if <15% NDs.

Prediction Limit

Constituent: Cobalt, Total (mg/L) Analysis Run 3/29/2024 11:44 AM View: Appendix I - Intrawell

Plant Scherer Data: Scherer Cell 1-CCR

	GWC-1	GWC-1
5/11/2010	<0.0025	
6/17/2010	<0.0025	
7/27/2010	<0.0025	
9/9/2010	<0.0025	
4/28/2011	<0.0025	
10/29/2011	<0.0025	
5/3/2012	<0.0025	
11/9/2012	<0.0025	
5/9/2013	<0.0025	
11/5/2013	<0.0025	
5/23/2014	<0.0025	
11/13/2014	<0.0025	
5/23/2015	<0.0025	
11/11/2015	<0.0025	
4/12/2016	<0.0025	
6/16/2016	<0.0025	
8/11/2016	<0.0025	
10/4/2016	<0.0025	
11/30/2016	<0.0025	
2/7/2017	<0.0025	
4/5/2017	<0.0025	
6/20/2017	<0.0025	
10/4/2017	<0.0025	
3/20/2018	<0.0025	
10/2/2018	<0.0025	
3/26/2019	<0.0025	
9/10/2019	<0.0025	
3/18/2020	0.00017 (J)	
9/9/2020	<0.0025	
4/1/2021	<0.0025	
8/18/2021	0.00025 (J)	
2/15/2022	<0.0025	
8/24/2022	<0.0025	
2/27/2023		<0.0025
8/9/2023		<0.0025
3/1/2024		<0.0025

ND substitution: RL or RL/2 if <15% NDs.

Prediction Limit

Constituent: Cobalt, Total (mg/L) Analysis Run 3/29/2024 11:44 AM View: Appendix I - Intrawell

Plant Scherer Data: Scherer Cell 1-CCR

	GWC-11	GWC-11
5/10/2010	<0.0025	
6/16/2010	<0.0025	
7/27/2010	<0.0025	
9/8/2010	<0.0025	
4/29/2011	<0.0025	
10/27/2011	<0.0025	
5/4/2012	<0.0025	
11/10/2012	<0.0025	
5/9/2013	<0.0025	
11/6/2013	<0.0025	
5/20/2014	<0.0025	
11/12/2014	<0.0025	
5/24/2015	<0.0025	
11/12/2015	<0.0025	
4/13/2016	<0.0025 (D)	
6/21/2016	<0.0025	
8/15/2016	<0.0025	
10/5/2016	<0.0025	
12/1/2016	<0.0025	
2/8/2017	<0.0025	
4/6/2017	<0.0025	
6/20/2017	<0.0025	
10/5/2017	<0.0025	
3/21/2018	<0.0025	
10/2/2018	<0.0025	
3/27/2019	<0.0025	
9/11/2019	<0.0025	
3/18/2020	<0.0025	
9/10/2020	0.00033 (J)	
4/1/2021	<0.0025	
8/11/2021	<0.0025	
2/16/2022	<0.0025	
8/25/2022	<0.0025	
2/27/2023		<0.0025
8/9/2023		<0.0025
2/29/2024		<0.0025

ND substitution: RL or RL/2 if <15% NDs.

Prediction Limit

Constituent: Cobalt, Total (mg/L) Analysis Run 3/29/2024 11:44 AM View: Appendix I - Intrawell

Plant Scherer Data: Scherer Cell 1-CCR

	GWC-12	GWC-12
5/9/2010	<0.0025	
6/18/2010	<0.0025	
7/27/2010	<0.0025	
9/8/2010	<0.0025	
4/29/2011	<0.0025	
10/28/2011	<0.0025	
5/3/2012	<0.0025	
11/10/2012	<0.0025	
5/9/2013	<0.0025	
11/6/2013	<0.0025	
5/20/2014	<0.0025	
11/12/2014	<0.0025	
5/23/2015	<0.0025	
11/12/2015	<0.0025	
4/13/2016	<0.0025 (D)	
6/21/2016	0.0004 (J)	
8/15/2016	0.00042 (J)	
10/5/2016	0.00049 (J)	
12/1/2016	<0.0025	
2/8/2017	<0.0025	
4/5/2017	<0.0025	
6/20/2017	0.0004 (J)	
10/5/2017	0.00041 (J)	
3/21/2018	<0.0025	
10/2/2018	<0.0025	
3/26/2019	<0.0025	
9/11/2019	0.00042 (J)	
3/18/2020	0.00013 (J)	
9/10/2020	0.00057 (J)	
4/1/2021	0.00028 (J)	
8/11/2021	0.00033 (J)	
2/16/2022	0.00033 (J)	
8/26/2022	0.00033 (J)	
2/27/2023		<0.0025
8/9/2023		0.00035 (J)
2/29/2024		0.00027 (J)

ND substitution: RL or RL/2 if <15% NDs.

Prediction Limit

Constituent: Cobalt, Total (mg/L) Analysis Run 3/29/2024 11:44 AM View: Appendix I - Intrawell

Plant Scherer Data: Scherer Cell 1-CCR

	GWC-18	GWC-18
5/10/2010	<0.0025	
6/16/2010	<0.0025	
7/26/2010	<0.0025	
9/7/2010	<0.0025	
4/29/2011	<0.0025	
10/28/2011	<0.0025	
5/2/2012	<0.0025	
11/9/2012	<0.0025	
5/8/2013	<0.0025	
11/6/2013	<0.0025	
5/23/2014	<0.0025	
11/8/2014	<0.0025	
5/22/2015	0.0032 (O)	
11/10/2015	<0.0025	
4/11/2016	<0.0025	
6/16/2016	<0.0025	
8/11/2016	<0.0025	
10/5/2016	<0.0025	
11/29/2016	<0.0025	
2/8/2017	<0.0025	
4/6/2017	<0.0025	
6/21/2017	<0.0025	
10/5/2017	<0.0025	
3/20/2018	<0.0025	
10/2/2018	<0.0025	
3/26/2019	<0.0025	
9/11/2019	0.00023 (J)	
3/18/2020	0.00018 (J)	
9/9/2020	0.00014 (J)	
4/1/2021	<0.0025	
8/11/2021	0.00021 (J)	
2/16/2022	<0.0025	
8/25/2022	<0.0025	
2/28/2023		<0.0025
8/9/2023		<0.0025
2/29/2024		<0.0025

ND substitution: RL or RL/2 if <15% NDs.

Prediction Limit

Constituent: Cobalt, Total (mg/L) Analysis Run 3/29/2024 11:44 AM View: Appendix I - Intrawell

Plant Scherer Data: Scherer Cell 1-CCR

	GWC-19	GWC-19
5/11/2010	<0.0025	
6/16/2010	<0.0025	
7/27/2010	<0.0025	
9/7/2010	<0.0025	
4/29/2011	<0.0025	
10/28/2011	<0.0025	
5/2/2012	<0.0025	
11/9/2012	<0.0025	
5/9/2013	<0.0025	
11/6/2013	<0.0025	
5/22/2014	<0.0025	
11/8/2014	<0.0025	
5/23/2015	<0.0025	
11/10/2015	<0.0025	
4/11/2016	<0.0025	
6/16/2016	<0.0025	
8/11/2016	<0.0025	
10/5/2016	<0.0025	
11/29/2016	<0.0025	
2/8/2017	<0.0025	
4/5/2017	<0.0025	
6/21/2017	<0.0025	
10/5/2017	<0.0025	
3/20/2018	<0.0025	
10/2/2018	<0.0025	
3/26/2019	<0.0025	
9/12/2019	0.00021 (J)	
3/19/2020	0.00014 (J)	
9/9/2020	<0.0025	
4/5/2021	<0.0025	
8/11/2021	<0.0025	
2/16/2022	<0.0025	
8/25/2022	<0.0025	
2/28/2023		<0.0025
8/8/2023		<0.0025
2/29/2024		<0.0025

ND substitution: RL or RL/2 if <15% NDs.

Prediction Limit

Constituent: Cobalt, Total (mg/L) Analysis Run 3/29/2024 11:44 AM View: Appendix I - Intrawell

Plant Scherer Data: Scherer Cell 1-CCR

	GWC-2	GWC-2
5/11/2010	<0.0025	
6/19/2010	<0.0025	
7/27/2010	<0.0025	
9/9/2010	<0.0025	
4/28/2011	<0.0025	
10/28/2011	<0.0025	
5/3/2012	<0.0025	
11/9/2012	<0.0025	
5/9/2013	<0.0025	
11/5/2013	<0.0025	
5/22/2014	<0.0025	
11/13/2014	<0.0025	
5/24/2015	<0.0025	
11/11/2015	<0.0025	
4/12/2016	<0.0025	
6/16/2016	<0.0025	
8/11/2016	<0.0025	
10/4/2016	<0.0025	
11/30/2016	<0.0025	
2/7/2017	<0.0025	
4/6/2017	<0.0025	
6/20/2017	<0.0025	
10/4/2017	<0.0025	
3/20/2018	<0.0025	
10/2/2018	<0.0025	
3/26/2019	<0.0025	
9/10/2019	0.00015 (J)	
3/18/2020	<0.0025	
9/9/2020	<0.0025	
4/1/2021	<0.0025	
8/12/2021	0.0002 (J)	
2/15/2022	<0.0025	
8/26/2022	<0.0025	
2/27/2023		<0.0025
8/9/2023		<0.0025
3/1/2024		<0.0025

ND substitution: RL or RL/2 if <15% NDs.

Prediction Limit

Constituent: Cobalt, Total (mg/L) Analysis Run 3/29/2024 11:44 AM View: Appendix I - Intrawell

Plant Scherer Data: Scherer Cell 1-CCR

	GWC-20	GWC-20
5/11/2010	<0.0025	
6/17/2010	<0.0025	
7/27/2010	<0.0025	
9/7/2010	<0.0025	
4/29/2011	<0.0025	
10/28/2011	<0.0025	
5/3/2012	<0.0025	
11/10/2012	<0.0025	
5/9/2013	<0.0025	
11/6/2013	<0.0025	
5/22/2014	<0.0025	
11/9/2014	<0.0025	
5/24/2015	<0.0025	
11/10/2015	<0.0025	
4/12/2016	<0.0025	
6/16/2016	0.00012 (J)	
8/11/2016	<0.0025	
10/5/2016	<0.0025	
11/30/2016	<0.0025	
2/8/2017	<0.0025	
4/6/2017	0.0005 (J)	
6/21/2017	<0.0025	
10/5/2017	<0.0025	
3/21/2018	<0.0025	
10/3/2018	<0.0025	
3/26/2019	<0.0025	
9/12/2019	0.00021 (J)	
3/19/2020	0.00026 (J)	
9/10/2020	0.00018 (J)	
4/5/2021	<0.0025	
8/11/2021	<0.0025	
2/16/2022	<0.0025	
8/25/2022	<0.0025	
2/28/2023		<0.0025
8/8/2023		<0.0025
3/1/2024		<0.0025

ND substitution: RL or RL/2 if <15% NDs.

Prediction Limit

Constituent: Cobalt, Total (mg/L) Analysis Run 3/29/2024 11:44 AM View: Appendix I - Intrawell

Plant Scherer Data: Scherer Cell 1-CCR

	GWC-3	GWC-3
5/11/2010	<0.0025	
6/17/2010	<0.0025	
7/28/2010	0.0034 (O)	
9/7/2010	<0.0025	
4/29/2011	0.0037 (O)	
10/28/2011	<0.0025	
5/3/2012	<0.0025	
11/9/2012	<0.0025	
5/10/2013	<0.0025	
11/6/2013	<0.0025	
5/22/2014	<0.0025	
11/9/2014	<0.0025	
5/22/2015	<0.0025	
11/10/2015	<0.0025	
4/12/2016	<0.0025 (D)	
6/20/2016	0.0001 (J)	
8/12/2016	0.00042 (J)	
10/5/2016	<0.0025	
11/30/2016	<0.0025	
2/8/2017	<0.0025	
4/6/2017	<0.0025	
6/21/2017	0.00042 (J)	
10/5/2017	<0.0025	
3/21/2018	<0.0025	
10/3/2018	<0.0025	
3/26/2019	<0.0025	
9/10/2019	0.00028 (J)	
3/18/2020	0.00014 (J)	
9/10/2020	0.00023 (J)	
4/6/2021	0.00031 (J)	
8/12/2021	0.00067 (J)	
2/15/2022	<0.0025	
8/25/2022	0.00046 (J)	
2/28/2023		<0.0025
8/9/2023		<0.0025
3/4/2024		<0.0025

ND substitution: RL or RL/2 if <15% NDs.

Prediction Limit

Constituent: Cobalt, Total (mg/L) Analysis Run 3/29/2024 11:44 AM View: Appendix I - Intrawell

Plant Scherer Data: Scherer Cell 1-CCR

	GWC-4	GWC-4
5/11/2010	<0.0025	
6/17/2010	<0.0025	
7/28/2010	<0.0025	
9/8/2010	<0.0025	
4/28/2011	<0.0025	
10/29/2011	<0.0025	
5/3/2012	<0.0025	
11/10/2012	<0.0025	
5/10/2013	<0.0025	
11/6/2013	<0.0025	
5/22/2014	<0.0025	
11/9/2014	<0.0025	
5/22/2015	<0.0025	
11/11/2015	<0.0025	
4/12/2016	<0.0025	
6/20/2016	0.00016 (J)	
8/12/2016	<0.0025	
10/6/2016	0.00068 (J)	
11/30/2016	<0.0025	
2/8/2017	<0.0025	
4/6/2017	<0.0025	
6/22/2017	<0.0025	
10/6/2017	<0.0025	
3/21/2018	<0.0025	
10/3/2018	<0.0025	
3/26/2019	0.00096 (J)	
9/10/2019	<0.0025	
3/19/2020	0.00021 (J)	
9/10/2020	0.00032 (J)	
4/2/2021	0.00026 (J)	
8/12/2021	<0.0025	
2/15/2022	<0.0025	
8/25/2022	<0.0025	
2/27/2023		<0.0025
8/8/2023		<0.0025
2/29/2024		<0.0025

ND substitution: RL or RL/2 if <15% NDs.

Prediction Limit

Constituent: Cobalt, Total (mg/L) Analysis Run 3/29/2024 11:44 AM View: Appendix I - Intrawell

Plant Scherer Data: Scherer Cell 1-CCR

	GWC-5	GWC-5
5/11/2010	<0.0025	
6/18/2010	<0.0025	
7/27/2010	<0.0025	
9/9/2010	<0.0025	
4/29/2011	<0.0025	
10/28/2011	<0.0025	
5/4/2012	<0.0025	
11/10/2012	<0.0025	
5/9/2013	<0.0025	
11/6/2013	<0.0025	
5/22/2014	<0.0025	
11/9/2014	<0.0025	
5/24/2015	<0.0025	
11/11/2015	<0.0025	
4/19/2016	<0.0025	
6/22/2016	<0.0025	
8/16/2016	<0.0025	
10/6/2016	<0.0025	
12/1/2016	<0.0025	
2/9/2017	<0.0025	
4/6/2017	<0.0025	
6/21/2017	<0.0025	
10/5/2017	<0.0025	
3/22/2018	<0.0025	
10/3/2018	<0.0025	
3/27/2019	<0.0025	
9/11/2019	9.9E-05 (J)	
3/18/2020	<0.0025	
9/9/2020	<0.0025	
4/1/2021	<0.0025	
8/12/2021	<0.0025	
2/15/2022	<0.0025	
8/25/2022	<0.0025	
2/28/2023		<0.0025
8/8/2023		<0.0025
2/29/2024		<0.0025

ND substitution: RL or RL/2 if <15% NDs.

Prediction Limit

Constituent: Cobalt, Total (mg/L) Analysis Run 3/29/2024 11:44 AM View: Appendix I - Intrawell

Plant Scherer Data: Scherer Cell 1-CCR

	GWC-6	GWC-6
5/11/2010	<0.0025	
6/18/2010	<0.0025	
7/27/2010	<0.0025	
9/9/2010	<0.0025	
4/30/2011	<0.0025	
10/29/2011	<0.0025	
5/4/2012	<0.0025	
11/10/2012	<0.0025	
5/9/2013	<0.0025	
11/7/2013	<0.0025	
5/21/2014	<0.0025	
11/9/2014	<0.0025	
5/24/2015	<0.0025	
11/11/2015	<0.0025	
4/12/2016	<0.0025	
6/20/2016	3E-05 (J)	
8/12/2016	<0.0025	
10/6/2016	<0.0025	
11/30/2016	<0.0025	
2/9/2017	<0.0025	
4/6/2017	<0.0025	
6/21/2017	<0.0025	
10/6/2017	<0.0025	
3/21/2018	<0.0025	
10/3/2018	<0.0025	
3/26/2019	<0.0025	
9/11/2019	8.7E-05 (J)	
3/18/2020	<0.0025	
9/10/2020	<0.0025	
4/5/2021	0.00015 (J)	
8/11/2021	<0.0025	
2/15/2022	<0.0025	
8/25/2022	<0.0025	
2/27/2023		<0.0025
8/8/2023		<0.0025
2/29/2024		<0.0025

ND substitution: RL or RL/2 if <15% NDs.

Prediction Limit

Constituent: Cobalt, Total (mg/L) Analysis Run 3/29/2024 11:44 AM View: Appendix I - Intrawell

Plant Scherer Data: Scherer Cell 1-CCR

	GWC-7	GWC-7
5/10/2010	<0.0025	
6/18/2010	<0.0025	
7/28/2010	<0.0025	
9/9/2010	<0.0025	
4/30/2011	<0.0025	
10/29/2011	<0.0025	
5/4/2012	<0.0025	
11/10/2012	<0.0025	
5/9/2013	<0.0025	
11/7/2013	<0.0025	
5/21/2014	<0.0025	
11/12/2014	<0.0025	
5/24/2015	<0.0025	
11/11/2015	<0.0025	
4/13/2016	<0.0025 (D)	
6/20/2016	8.6E-05 (J)	
8/15/2016	<0.0025	
10/6/2016	<0.0025	
12/1/2016	<0.0025	
2/9/2017	<0.0025	
4/7/2017	<0.0025	
6/22/2017	<0.0025	
10/6/2017	<0.0025	
3/22/2018	<0.0025	
10/4/2018	<0.0025	
3/27/2019	<0.0025	
9/11/2019	0.00016 (J)	
3/19/2020	0.00013 (J)	
9/10/2020	0.00038 (J)	
4/1/2021	0.00015 (J)	
8/11/2021	<0.0025	
2/15/2022	<0.0025	
8/25/2022	<0.0025	
2/27/2023		<0.0025
8/8/2023		<0.0025
2/29/2024		<0.0025

ND substitution: RL or RL/2 if <15% NDs.

Prediction Limit

Constituent: Cobalt, Total (mg/L) Analysis Run 3/29/2024 11:44 AM View: Appendix I - Intrawell

Plant Scherer Data: Scherer Cell 1-CCR

	GWC-8A	GWC-8A
5/10/2010	<0.0025	
6/19/2010	<0.0025	
7/28/2010	<0.0025	
9/8/2010	<0.0025	
4/30/2011	0.0063 (O)	
10/27/2011	<0.0025	
5/4/2012	<0.0025	
11/11/2012	<0.0025	
5/10/2013	0.0068 (O)	
11/7/2013	<0.0025	
5/21/2014	<0.0025	
11/13/2014	0.0046	
5/23/2015	<0.0025	
11/11/2015	<0.0025	
4/19/2016	<0.0025	
10/10/2016	<0.0025	
12/1/2016	0.00068 (J)	
2/9/2017	0.0009 (J)	
4/7/2017	0.0011 (J)	
6/21/2017	0.00064 (J)	
8/15/2017	0.001 (J)	
9/1/2017	0.00089 (J)	
10/9/2017	0.00085 (J)	
3/22/2018	<0.0004 (o)	
10/4/2018	0.00048 (J)	
3/27/2019	0.0012 (J)	
9/11/2019	0.00085 (J)	
3/18/2020	0.0027	
9/9/2020	0.0043	
4/5/2021	0.0026	
8/12/2021	0.0019 (J)	
2/15/2022	0.0037	
8/25/2022	0.0021 (J)	
2/27/2023		0.004
8/8/2023		0.0044
2/29/2024		0.0031

ND substitution: RL or RL/2 if <15% NDs.

Prediction Limit

Constituent: Cobalt, Total (mg/L) Analysis Run 3/29/2024 11:44 AM View: Appendix I - Intrawell

Plant Scherer Data: Scherer Cell 1-CCR

	GWC-9	GWC-9
5/10/2010	<0.0025	
6/16/2010	<0.0025	
7/27/2010	<0.0025	
9/8/2010	<0.0025	
4/29/2011	<0.0025	
10/27/2011	<0.0025	
5/3/2012	<0.0025	
11/11/2012	<0.0025	
5/9/2013	<0.0025	
11/6/2013	<0.0025	
5/21/2014	<0.0025	
11/12/2014	<0.0025	
5/23/2015	<0.0025	
11/12/2015	<0.0025	
4/13/2016	<0.0025 (D)	
6/22/2016	<0.0025	
8/15/2016	<0.0025	
10/6/2016	<0.0025	
12/1/2016	<0.0025	
2/8/2017	<0.0025	
4/6/2017	<0.0025	
6/21/2017	<0.0025	
10/5/2017	<0.0025	
3/21/2018	<0.0025	
10/2/2018	<0.0025	
3/27/2019	<0.0025	
9/11/2019	0.00016 (J)	
3/18/2020	<0.0025	
9/9/2020	0.00023 (J)	
4/1/2021	0.00015 (J)	
8/12/2021	0.00013 (J)	
2/15/2022	<0.0025	
8/25/2022	0.00053 (J)	
2/27/2023		<0.0025
8/8/2023		<0.0025
3/1/2024		<0.0025

ND substitution: RL or RL/2 if <15% NDs.

Prediction Limit

Constituent: Copper (mg/L) Analysis Run 3/29/2024 11:44 AM View: Appendix I - Intrawell

Plant Scherer Data: Scherer Cell 1-CCR

	GWA-16	GWA-16
5/9/2010	<0.002	
6/16/2010	<0.002	
7/27/2010	<0.002	
9/7/2010	<0.002	
4/29/2011	<0.002	
10/28/2011	<0.002	
5/2/2012	<0.002	
11/9/2012	<0.002	
5/8/2013	<0.002	
11/6/2013	<0.002	
5/20/2014	<0.002	
11/8/2014	<0.002	
5/22/2015	<0.002	
11/9/2015	<0.002	
4/6/2016	<0.002	
10/4/2016	<0.002	
4/4/2017	<0.002	
10/5/2017	<0.002	
3/20/2018	<0.002	
10/2/2018	<0.002	
3/26/2019	<0.002	
9/10/2019	0.00095 (J)	
3/18/2020	<0.002	
9/9/2020	<0.002	
4/1/2021	0.00074 (J)	
8/11/2021	<0.002	
2/15/2022	<0.002	
8/25/2022	<0.002	
2/28/2023		<0.002
8/3/2023		<0.002
2/28/2024		<0.002

ND substitution: RL or RL/2 if <15% NDs.

Prediction Limit

Constituent: Copper (mg/L) Analysis Run 3/29/2024 11:44 AM View: Appendix I - Intrawell

Plant Scherer Data: Scherer Cell 1-CCR

	GWA-17	GWA-17
5/8/2010	<0.002	
6/16/2010	<0.002	
7/26/2010	<0.002	
9/7/2010	<0.002	
4/29/2011	<0.002	
10/28/2011	<0.002	
5/2/2012	<0.002	
11/9/2012	<0.002	
5/8/2013	<0.002	
11/6/2013	<0.002	
5/20/2014	<0.002	
11/8/2014	<0.002	
5/22/2015	<0.002	
11/9/2015	<0.002	
4/6/2016	<0.002	
10/5/2016	<0.002	
4/4/2017	<0.002	
10/5/2017	<0.002	
3/20/2018	<0.002	
10/2/2018	<0.002	
3/26/2019	<0.002	
9/10/2019	0.0012 (J)	
3/18/2020	<0.002	
9/9/2020	<0.002	
4/1/2021	<0.002	
8/11/2021	<0.002	
2/15/2022	<0.002	
8/24/2022	<0.002	
2/28/2023		<0.002
8/3/2023		<0.002
2/28/2024		<0.002

ND substitution: RL or RL/2 if <15% NDs.

Prediction Limit

Constituent: Copper (mg/L) Analysis Run 3/29/2024 11:44 AM View: Appendix I - Intrawell

Plant Scherer Data: Scherer Cell 1-CCR

	GWC-1	GWC-1
5/11/2010	<0.002	
6/17/2010	<0.002	
7/27/2010	<0.002	
9/9/2010	<0.002	
4/28/2011	<0.002	
10/29/2011	<0.002	
5/3/2012	<0.002	
11/9/2012	<0.002	
5/9/2013	<0.002	
11/5/2013	<0.002	
5/23/2014	<0.002	
11/13/2014	<0.002	
5/23/2015	<0.002	
11/11/2015	<0.002	
4/12/2016	<0.002	
10/4/2016	<0.002	
4/5/2017	<0.002	
10/4/2017	<0.002	
3/20/2018	<0.002	
10/2/2018	<0.002	
3/26/2019	<0.002	
9/10/2019	<0.002	
3/18/2020	<0.002	
9/9/2020	<0.002	
4/1/2021	<0.002	
8/18/2021	0.0011 (J)	
2/15/2022	0.0013 (J)	
8/24/2022	<0.002	
2/27/2023		<0.002
8/9/2023		<0.002
3/1/2024		<0.002

ND substitution: RL or RL/2 if <15% NDs.

Prediction Limit

Constituent: Copper (mg/L) Analysis Run 3/29/2024 11:44 AM View: Appendix I - Intrawell

Plant Scherer Data: Scherer Cell 1-CCR

	GWC-11	GWC-11
5/10/2010	<0.002	
6/16/2010	<0.002	
7/27/2010	<0.002	
9/8/2010	<0.002	
4/29/2011	<0.002	
10/27/2011	<0.002	
5/4/2012	<0.002	
11/10/2012	<0.002	
5/9/2013	<0.002	
11/6/2013	<0.002	
5/20/2014	<0.002	
11/12/2014	<0.002	
5/24/2015	<0.002	
11/12/2015	<0.002	
4/13/2016	<0.002 (D)	
10/5/2016	<0.002	
4/6/2017	<0.002	
10/5/2017	0.0021 (J)	
3/21/2018	<0.002	
10/2/2018	<0.002	
3/27/2019	<0.002	
9/11/2019	<0.002	
3/18/2020	<0.002	
9/10/2020	0.0007 (J)	
4/1/2021	<0.002	
8/11/2021	<0.002	
2/16/2022	<0.002	
8/25/2022	<0.002	
2/27/2023		<0.002
8/9/2023		<0.002
2/29/2024		<0.002

ND substitution: RL or RL/2 if <15% NDs.

Prediction Limit

Constituent: Copper (mg/L) Analysis Run 3/29/2024 11:44 AM View: Appendix I - Intrawell

Plant Scherer Data: Scherer Cell 1-CCR

	GWC-13	GWC-13
5/9/2010	<0.002	
6/18/2010	<0.002	
7/29/2010	<0.002	
9/9/2010	<0.002	
4/26/2011	<0.002	
10/28/2011	<0.002	
5/4/2012	0.0024 (J)	
11/11/2012	<0.002	
5/8/2013	<0.002	
11/7/2013	<0.002	
5/20/2014	<0.002	
11/12/2014	<0.002	
5/24/2015	<0.002	
11/12/2015	<0.002	
4/13/2016	<0.002 (D)	
10/7/2016	<0.002	
4/6/2017	<0.002	
10/6/2017	<0.002	
3/22/2018	<0.002	
10/3/2018	<0.002	
3/26/2019	<0.002	
9/11/2019	<0.002	
3/18/2020	<0.002	
9/10/2020	<0.002	
4/6/2021	<0.002	
8/11/2021	<0.002	
2/16/2022	<0.002	
8/26/2022	<0.002	
2/27/2023		<0.002
8/9/2023		<0.002
3/1/2024		<0.002

ND substitution: RL or RL/2 if <15% NDs.

Prediction Limit

Constituent: Copper (mg/L) Analysis Run 3/29/2024 11:44 AM View: Appendix I - Intrawell

Plant Scherer Data: Scherer Cell 1-CCR

	GWC-14	GWC-14
5/9/2010	<0.002	
6/18/2010	<0.002	
7/28/2010	<0.002	
9/9/2010	<0.002	
4/30/2011	<0.002	
10/28/2011	<0.002	
5/3/2012	0.0021 (J)	
11/10/2012	<0.002	
5/8/2013	<0.002	
11/5/2013	<0.002	
5/20/2014	<0.002	
11/12/2014	<0.002	
5/24/2015	<0.002	
11/11/2015	<0.002	
4/13/2016	<0.002 (D)	
10/4/2016	<0.002	
4/6/2017	<0.002	
10/5/2017	<0.002	
3/20/2018	<0.002	
10/2/2018	<0.002	
3/26/2019	<0.002	
9/11/2019	<0.002	
3/18/2020	<0.002	
9/9/2020	<0.002	
4/1/2021	<0.002	
8/11/2021	<0.002	
2/16/2022	<0.002	
8/26/2022	<0.002	
2/27/2023		<0.002
8/9/2023		<0.002
3/1/2024		<0.002

ND substitution: RL or RL/2 if <15% NDs.

Prediction Limit

Constituent: Copper (mg/L) Analysis Run 3/29/2024 11:44 AM View: Appendix I - Intrawell

Plant Scherer Data: Scherer Cell 1-CCR

	GWC-18	GWC-18
5/10/2010	<0.002	
6/16/2010	0.0025 (J)	
7/26/2010	0.0023 (J)	
9/7/2010	<0.002	
4/29/2011	<0.002	
10/28/2011	<0.002	
5/2/2012	<0.002	
11/9/2012	<0.002	
5/8/2013	<0.002	
11/6/2013	<0.002	
5/23/2014	<0.002	
11/8/2014	<0.002	
5/22/2015	<0.002	
11/10/2015	<0.002	
4/11/2016	<0.002	
10/5/2016	<0.002	
4/6/2017	<0.002	
10/5/2017	<0.002	
3/20/2018	<0.002	
10/2/2018	<0.002	
3/26/2019	<0.002	
9/11/2019	0.00084 (J)	
3/18/2020	<0.002	
9/9/2020	0.00084 (J)	
4/1/2021	<0.002	
8/11/2021	<0.002	
2/16/2022	<0.002	
8/25/2022	<0.002	
2/28/2023		0.0011 (J)
8/9/2023		<0.002
2/29/2024		<0.002

ND substitution: RL or RL/2 if <15% NDs.

Prediction Limit

Constituent: Copper (mg/L) Analysis Run 3/29/2024 11:44 AM View: Appendix I - Intrawell

Plant Scherer Data: Scherer Cell 1-CCR

	GWC-2	GWC-2
5/11/2010	<0.002	
6/19/2010	<0.002	
7/27/2010	<0.002	
9/9/2010	<0.002	
4/28/2011	<0.002	
10/28/2011	<0.002	
5/3/2012	<0.002	
11/9/2012	<0.002	
5/9/2013	<0.002	
11/5/2013	<0.002	
5/22/2014	<0.002	
11/13/2014	<0.002	
5/24/2015	<0.002	
11/11/2015	<0.002	
4/12/2016	<0.002	
10/4/2016	<0.002	
4/6/2017	<0.002	
10/4/2017	<0.002	
3/20/2018	<0.002	
10/2/2018	<0.002	
3/26/2019	<0.002	
9/10/2019	<0.002	
3/18/2020	<0.002	
9/9/2020	<0.002	
4/1/2021	0.00069 (J)	
8/12/2021	0.00078 (J)	
2/15/2022	0.0013 (J)	
8/26/2022	<0.002	
2/27/2023		<0.002
8/9/2023		<0.002
3/1/2024		<0.002

ND substitution: RL or RL/2 if <15% NDs.

Prediction Limit

Constituent: Copper (mg/L) Analysis Run 3/29/2024 11:44 AM View: Appendix I - Intrawell

Plant Scherer Data: Scherer Cell 1-CCR

	GWC-20	GWC-20
5/11/2010	<0.002	
6/17/2010	<0.002	
7/27/2010	0.0021 (J)	
9/7/2010	<0.002	
4/29/2011	<0.002	
10/28/2011	<0.002	
5/3/2012	<0.002	
11/10/2012	<0.002	
5/9/2013	<0.002	
11/6/2013	<0.002	
5/22/2014	<0.002	
11/9/2014	<0.002	
5/24/2015	<0.002	
11/10/2015	<0.002	
4/12/2016	<0.002	
10/5/2016	<0.002	
4/6/2017	<0.002	
10/5/2017	<0.002	
3/21/2018	<0.002	
10/3/2018	<0.002	
3/26/2019	<0.002	
3/19/2020	<0.002	
9/10/2020	<0.002	
4/5/2021	<0.002	
8/11/2021	<0.002	
2/16/2022	<0.002	
8/25/2022	<0.002	
2/28/2023		<0.002
8/8/2023		<0.002
3/1/2024		<0.002

ND substitution: RL or RL/2 if <15% NDs.

Prediction Limit

Constituent: Copper (mg/L) Analysis Run 3/29/2024 11:44 AM View: Appendix I - Intrawell

Plant Scherer Data: Scherer Cell 1-CCR

	GWC-3	GWC-3
5/11/2010	0.003 (J)	
6/17/2010	<0.002	
7/28/2010	0.012 (O)	
9/7/2010	0.0026 (J)	
4/29/2011	<0.002	
10/28/2011	<0.002	
5/3/2012	<0.002	
11/9/2012	<0.002	
5/10/2013	0.0042 (J)	
11/6/2013	<0.002	
5/22/2014	<0.002	
11/9/2014	<0.002	
5/22/2015	<0.002	
11/10/2015	<0.002	
4/12/2016	<0.002 (D)	
10/5/2016	<0.002	
4/6/2017	<0.002	
10/5/2017	<0.002	
3/21/2018	<0.002	
10/3/2018	<0.002	
3/26/2019	<0.002	
9/10/2019	0.0011 (J)	
3/18/2020	<0.002	
9/10/2020	0.00072 (J)	
4/6/2021	0.00088 (J)	
8/12/2021	0.0019 (J)	
2/15/2022	0.0013 (J)	
8/25/2022	0.0013 (J)	
2/28/2023		<0.002
8/9/2023		<0.002
3/4/2024		<0.002

ND substitution: RL or RL/2 if <15% NDs.

Prediction Limit

Constituent: Copper (mg/L) Analysis Run 3/29/2024 11:44 AM View: Appendix I - Intrawell

Plant Scherer Data: Scherer Cell 1-CCR

	GWC-4	GWC-4
5/11/2010	<0.002	
6/17/2010	0.0022 (J)	
7/28/2010	0.0033 (J)	
9/8/2010	<0.002	
4/28/2011	0.0037 (J)	
10/29/2011	<0.002	
5/3/2012	0.0031 (J)	
11/10/2012	0.0021 (J)	
5/10/2013	0.0025 (J)	
11/6/2013	0.0032 (J)	
5/22/2014	<0.002	
11/9/2014	<0.002	
5/22/2015	<0.002	
11/11/2015	0.002 (J)	
4/12/2016	<0.002	
10/6/2016	0.0022 (J)	
4/6/2017	<0.002	
10/6/2017	<0.002	
3/21/2018	<0.002	
10/3/2018	<0.002	
3/26/2019	0.0039	
9/10/2019	0.0017 (J)	
3/19/2020	<0.002	
9/10/2020	0.0011 (J)	
4/2/2021	0.0012 (J)	
8/12/2021	<0.002	
2/15/2022	0.0011 (J)	
8/25/2022	<0.002	
2/27/2023		<0.002
8/8/2023		<0.002
2/29/2024		<0.002

ND substitution: RL or RL/2 if <15% NDs.

Prediction Limit

Constituent: Copper (mg/L) Analysis Run 3/29/2024 11:44 AM View: Appendix I - Intrawell

Plant Scherer Data: Scherer Cell 1-CCR

	GWC-6	GWC-6
5/11/2010	<0.002	
6/18/2010	0.0026 (J)	
7/27/2010	0.0029 (J)	
9/9/2010	<0.002	
4/30/2011	<0.002	
10/29/2011	<0.002	
5/4/2012	0.0037 (J)	
11/10/2012	<0.002	
5/9/2013	<0.002	
11/7/2013	<0.002	
5/21/2014	<0.002	
11/9/2014	<0.002	
5/24/2015	<0.002	
11/11/2015	<0.002	
4/12/2016	<0.002	
10/6/2016	<0.002	
4/6/2017	<0.002	
10/6/2017	<0.002	
3/21/2018	<0.002	
10/3/2018	<0.002	
3/26/2019	<0.002	
9/11/2019	0.00066 (J)	
3/18/2020	<0.002	
9/10/2020	<0.002	
4/5/2021	<0.002	
8/11/2021	<0.002	
2/15/2022	<0.002	
8/25/2022	<0.002	
2/27/2023		<0.002
8/8/2023		<0.002
2/29/2024		<0.002

ND substitution: RL or RL/2 if <15% NDs.

Prediction Limit

Constituent: Copper (mg/L) Analysis Run 3/29/2024 11:44 AM View: Appendix I - Intrawell

Plant Scherer Data: Scherer Cell 1-CCR

	GWC-7	GWC-7
5/10/2010	<0.002	
6/18/2010	0.008 (O)	
7/28/2010	0.0021 (J)	
9/9/2010	<0.002	
4/30/2011	<0.002	
10/29/2011	<0.002	
5/4/2012	<0.002	
11/10/2012	<0.002	
5/9/2013	<0.002	
11/7/2013	0.0022 (J)	
5/21/2014	<0.002	
11/12/2014	<0.002	
5/24/2015	0.0022 (J)	
11/11/2015	<0.002	
4/13/2016	<0.002 (D)	
10/6/2016	<0.002	
4/7/2017	<0.002	
10/6/2017	0.0026	
3/22/2018	<0.002	
10/4/2018	<0.002	
3/27/2019	<0.002	
9/11/2019	0.00086 (J)	
3/19/2020	<0.002	
9/10/2020	0.0024	
4/1/2021	0.00094 (J)	
8/11/2021	<0.002	
2/15/2022	<0.002	
8/25/2022	<0.002	
2/27/2023		<0.002
8/8/2023		<0.002
2/29/2024		<0.002

ND substitution: RL or RL/2 if <15% NDs.

Prediction Limit

Constituent: Copper (mg/L) Analysis Run 3/29/2024 11:44 AM View: Appendix I - Intrawell

Plant Scherer Data: Scherer Cell 1-CCR

	GWC-8A	GWC-8A
5/10/2010	0.0036 (J)	
6/19/2010	0.004 (J)	
7/28/2010	0.013	
9/8/2010	0.068	
4/30/2011	0.098	
10/27/2011	0.02	
5/4/2012	0.024	
11/11/2012	0.032	
5/10/2013	0.18 (o)	
11/7/2013	0.021	
5/21/2014	0.0089 (J)	
11/13/2014	0.1	
5/23/2015	0.048	
11/11/2015	0.059	
4/19/2016	0.0131 (J)	
10/10/2016	0.0046	
4/7/2017	<0.002	
10/9/2017	<0.002	
3/22/2018	<0.002	
10/4/2018	<0.002	
3/27/2019	<0.002	
9/11/2019	<0.002	
3/18/2020	<0.002	
9/9/2020	<0.002	
4/5/2021	<0.002	
8/12/2021	<0.002	
2/15/2022	<0.002	
8/25/2022	<0.002	
2/27/2023		<0.002
8/8/2023		<0.002
2/29/2024		<0.002

ND substitution: RL or RL/2 if <15% NDs.

Prediction Limit

Constituent: Copper (mg/L) Analysis Run 3/29/2024 11:44 AM View: Appendix I - Intrawell

Plant Scherer Data: Scherer Cell 1-CCR

	GWC-9	GWC-9
5/10/2010	<0.002	
6/16/2010	<0.002	
7/27/2010	<0.002	
9/8/2010	<0.002	
4/29/2011	<0.002	
10/27/2011	<0.002	
5/3/2012	0.0023	
11/11/2012	<0.002	
5/9/2013	<0.002	
11/6/2013	<0.002	
5/21/2014	<0.002	
11/12/2014	<0.002	
5/23/2015	<0.002	
11/12/2015	<0.002	
4/13/2016	<0.002 (D)	
10/6/2016	<0.002	
4/6/2017	<0.002	
10/5/2017	<0.002	
3/21/2018	0.0038	
10/2/2018	<0.002	
3/27/2019	<0.002	
9/11/2019	<0.002	
3/18/2020	<0.002	
9/9/2020	<0.002	
4/1/2021	<0.002	
8/12/2021	<0.002	
2/15/2022	<0.002	
8/25/2022	0.0017 (J)	
2/27/2023		0.0013 (J)
8/8/2023		<0.002
3/1/2024		<0.002

ND substitution: RL or RL/2 if <15% NDs.

Prediction Limit

Constituent: Lead, Total (mg/L) Analysis Run 3/29/2024 11:44 AM View: Appendix I - Intrawell

Plant Scherer Data: Scherer Cell 1-CCR

	GWA-16	GWA-16
5/9/2010	0.0021 (J)	
6/16/2010	0.0028 (J)	
7/27/2010	<0.001	
9/7/2010	<0.001	
4/29/2011	0.0032 (J)	
10/28/2011	0.0025 (J)	
5/2/2012	<0.001	
11/9/2012	0.0024 (J)	
5/8/2013	0.0051	
11/6/2013	0.0033 (J)	
5/20/2014	<0.001	
11/8/2014	<0.001	
5/22/2015	0.0036 (J)	
11/9/2015	0.0039 (J)	
4/6/2016	<0.001	
6/15/2016	<0.001	
8/10/2016	<0.001	
10/4/2016	<0.001	
11/29/2016	<0.001	
2/7/2017	<0.001	
4/4/2017	<0.001	
6/20/2017	<0.001	
10/5/2017	<0.001	
3/20/2018	<0.001	
10/2/2018	<0.001	
3/26/2019	<0.001	
9/10/2019	0.00016 (J)	
3/18/2020	<0.001	
9/9/2020	<0.001	
4/1/2021	<0.001	
8/11/2021	<0.001	
2/15/2022	<0.001	
8/25/2022	<0.001	
2/28/2023		<0.001
8/3/2023		<0.001
2/28/2024		<0.001

ND substitution: RL or RL/2 if <15% NDs.

Prediction Limit

Constituent: Lead, Total (mg/L) Analysis Run 3/29/2024 11:44 AM View: Appendix I - Intrawell

Plant Scherer Data: Scherer Cell 1-CCR

	GWA-17	GWA-17
5/8/2010	<0.001	
6/16/2010	0.0021 (J)	
7/26/2010	<0.001	
9/7/2010	<0.001	
4/29/2011	0.0024 (J)	
10/28/2011	0.002 (J)	
5/2/2012	<0.001	
11/9/2012	<0.001	
5/8/2013	0.0034 (J)	
11/6/2013	0.0028 (J)	
5/20/2014	<0.001	
11/8/2014	<0.001	
5/22/2015	0.0032 (J)	
11/9/2015	<0.001	
4/6/2016	<0.001	
6/15/2016	<0.001	
8/10/2016	<0.001	
10/5/2016	<0.001	
11/29/2016	<0.001	
2/7/2017	<0.001	
4/4/2017	<0.001	
6/20/2017	<0.001	
10/5/2017	<0.001	
3/20/2018	<0.001	
10/2/2018	<0.001	
3/26/2019	<0.001	
9/10/2019	0.00022 (J)	
3/18/2020	<0.001	
9/9/2020	<0.001	
4/1/2021	<0.001	
8/11/2021	<0.001	
2/15/2022	<0.001	
8/24/2022	<0.001	
2/28/2023		<0.001
8/3/2023		<0.001
2/28/2024		<0.001

ND substitution: RL or RL/2 if <15% NDs.

Prediction Limit

Constituent: Lead, Total (mg/L) Analysis Run 3/29/2024 11:44 AM View: Appendix I - Intrawell

Plant Scherer Data: Scherer Cell 1-CCR

	GWC-1	GWC-1
5/11/2010	<0.001	
6/17/2010	0.0026 (J)	
7/27/2010	<0.001	
9/9/2010	<0.001	
4/28/2011	0.0036 (J)	
10/29/2011	0.0038 (J)	
5/3/2012	<0.001	
11/9/2012	0.0024 (J)	
5/9/2013	0.0085	
11/5/2013	0.0042 (J)	
5/23/2014	<0.001	
11/13/2014	<0.001	
5/23/2015	0.0044 (J)	
11/11/2015	0.0042 (J)	
4/12/2016	<0.001	
6/16/2016	<0.001	
8/11/2016	<0.001	
10/4/2016	<0.001	
11/30/2016	<0.001	
2/7/2017	<0.001	
4/5/2017	<0.001	
6/20/2017	<0.001	
10/4/2017	0.00067 (J)	
3/20/2018	<0.001	
10/2/2018	<0.001	
3/26/2019	<0.001	
9/10/2019	<0.001	
3/18/2020	0.00023 (J)	
9/9/2020	<0.001	
4/1/2021	<0.001	
8/18/2021	<0.001	
2/15/2022	<0.001	
8/24/2022	<0.001	
2/27/2023		<0.001
8/9/2023		<0.001
3/1/2024		0.00028 (J)

ND substitution: RL or RL/2 if <15% NDs.

Prediction Limit

Constituent: Lead, Total (mg/L) Analysis Run 3/29/2024 11:44 AM View: Appendix I - Intrawell

Plant Scherer Data: Scherer Cell 1-CCR

	GWC-10	GWC-10
5/10/2010	<0.001	
6/16/2010	0.002 (J)	
7/28/2010	<0.001	
9/8/2010	<0.001	
4/29/2011	0.003 (J)	
10/27/2011	0.0027 (J)	
5/4/2012	<0.001	
11/11/2012	0.0022 (J)	
5/9/2013	0.007	
11/5/2013	0.0048 (J)	
5/21/2014	<0.001	
11/12/2014	0.002 (J)	
5/23/2015	0.0035 (J)	
11/12/2015	0.0032 (J)	
4/13/2016	<0.001 (D)	
6/21/2016	<0.001	
8/15/2016	<0.001	
10/5/2016	<0.001	
12/1/2016	<0.001	
2/8/2017	<0.001	
4/6/2017	<0.001	
6/21/2017	<0.001	
10/5/2017	<0.001	
3/21/2018	<0.001	
10/2/2018	<0.001	
3/27/2019	<0.001	
9/11/2019	<0.001	
3/18/2020	<0.001	
9/9/2020	<0.001	
4/1/2021	<0.001	
10/18/2021	<0.001	
2/15/2022	<0.001	
8/25/2022	<0.001	
2/21/2023		<0.001
8/9/2023		<0.001
3/1/2024		<0.001

ND substitution: RL or RL/2 if <15% NDs.

Prediction Limit

Constituent: Lead, Total (mg/L) Analysis Run 3/29/2024 11:44 AM View: Appendix I - Intrawell

Plant Scherer Data: Scherer Cell 1-CCR

	GWC-11	GWC-11
5/10/2010	<0.001	
6/16/2010	<0.001	
7/27/2010	<0.001	
9/8/2010	<0.001	
4/29/2011	0.0032 (J)	
10/27/2011	0.0027 (J)	
5/4/2012	<0.001	
11/10/2012	0.0025 (J)	
5/9/2013	0.0051	
11/6/2013	0.0037 (J)	
5/20/2014	<0.001	
11/12/2014	<0.001	
5/24/2015	0.0037 (J)	
11/12/2015	0.0038 (J)	
4/13/2016	<0.001 (D)	
6/21/2016	<0.001	
8/15/2016	<0.001	
10/5/2016	<0.001	
12/1/2016	<0.001	
2/8/2017	<0.001	
4/6/2017	<0.001	
6/20/2017	<0.001	
10/5/2017	<0.001	
3/21/2018	<0.001	
10/2/2018	<0.001	
3/27/2019	<0.001	
9/11/2019	<0.001	
3/18/2020	0.0017	
9/10/2020	0.00014 (J)	
4/1/2021	<0.001	
8/11/2021	<0.001	
2/16/2022	<0.001	
8/25/2022	<0.001	
2/27/2023		<0.001
8/9/2023		<0.001
2/29/2024		0.0012

ND substitution: RL or RL/2 if <15% NDs.

Prediction Limit

Constituent: Lead, Total (mg/L) Analysis Run 3/29/2024 11:44 AM View: Appendix I - Intrawell

Plant Scherer Data: Scherer Cell 1-CCR

	GWC-13	GWC-13
5/9/2010	<0.001	
6/18/2010	0.0021	
7/29/2010	<0.001	
9/9/2010	<0.001	
4/26/2011	<0.001	
10/28/2011	<0.001	
5/4/2012	<0.001	
11/11/2012	<0.001	
5/8/2013	0.0036	
11/7/2013	<0.001	
5/20/2014	<0.001	
11/12/2014	<0.001	
5/24/2015	<0.001	
11/12/2015	<0.001	
4/13/2016	<0.001 (D)	
6/21/2016	<0.001	
8/15/2016	<0.001	
10/7/2016	<0.001	
12/1/2016	<0.001	
2/9/2017	<0.001	
4/6/2017	<0.001	
6/22/2017	<0.001	
10/6/2017	0.00061 (J)	
3/22/2018	<0.001	
10/3/2018	<0.001	
3/26/2019	<0.001	
9/11/2019	<0.001	
3/18/2020	<0.001	
9/10/2020	<0.001	
4/6/2021	<0.001	
8/11/2021	<0.001	
2/16/2022	<0.001	
8/26/2022	<0.001	
2/27/2023		<0.001
8/9/2023		<0.001
3/1/2024		<0.001

ND substitution: RL or RL/2 if <15% NDs.

Prediction Limit

Constituent: Lead, Total (mg/L) Analysis Run 3/29/2024 11:44 AM View: Appendix I - Intrawell

Plant Scherer Data: Scherer Cell 1-CCR

	GWC-14	GWC-14
5/9/2010	<0.001	
6/18/2010	<0.001	
7/28/2010	<0.001	
9/9/2010	<0.001	
4/30/2011	<0.001	
10/28/2011	<0.001	
5/3/2012	<0.001	
11/10/2012	<0.001	
5/8/2013	0.0024	
11/5/2013	0.0028	
5/20/2014	<0.001	
11/12/2014	<0.001	
5/24/2015	<0.001	
11/11/2015	<0.001	
4/13/2016	<0.001 (D)	
6/21/2016	<0.001	
8/15/2016	<0.001	
10/4/2016	<0.001	
12/1/2016	<0.001	
2/7/2017	<0.001	
4/6/2017	<0.001	
6/20/2017	<0.001	
10/5/2017	<0.001	
3/20/2018	<0.001	
10/2/2018	<0.001	
3/26/2019	<0.001	
9/11/2019	<0.001	
3/18/2020	<0.001	
9/9/2020	<0.001	
4/1/2021	<0.001	
8/11/2021	<0.001	
2/16/2022	<0.001	
8/26/2022	<0.001	
2/27/2023		<0.001
8/9/2023		<0.001
3/1/2024		<0.001

ND substitution: RL or RL/2 if <15% NDs.

Prediction Limit

Constituent: Lead, Total (mg/L) Analysis Run 3/29/2024 11:44 AM View: Appendix I - Intrawell

Plant Scherer Data: Scherer Cell 1-CCR

	GWC-18	GWC-18
5/10/2010	<0.001	
6/16/2010	0.0023 (J)	
7/26/2010	<0.001	
9/7/2010	<0.001	
4/29/2011	0.0033 (J)	
10/28/2011	0.0023 (J)	
5/2/2012	<0.001	
11/9/2012	<0.001	
5/8/2013	0.0052	
11/6/2013	0.003 (J)	
5/23/2014	<0.001	
11/8/2014	<0.001	
5/22/2015	0.0023 (J)	
11/10/2015	0.0025 (J)	
4/11/2016	<0.001	
6/16/2016	<0.001	
8/11/2016	<0.001	
10/5/2016	<0.001	
11/29/2016	<0.001	
2/8/2017	<0.001	
4/6/2017	<0.001	
6/21/2017	<0.001	
10/5/2017	<0.001	
3/20/2018	<0.001	
10/2/2018	<0.001	
3/26/2019	<0.001	
9/11/2019	<0.001	
3/18/2020	<0.001	
9/9/2020	<0.001	
4/1/2021	<0.001	
8/11/2021	<0.001	
2/16/2022	<0.001	
8/25/2022	<0.001	
2/28/2023		<0.001
8/9/2023		<0.001
2/29/2024		<0.001

ND substitution: RL or RL/2 if <15% NDs.

Prediction Limit

Constituent: Lead, Total (mg/L) Analysis Run 3/29/2024 11:44 AM View: Appendix I - Intrawell

Plant Scherer Data: Scherer Cell 1-CCR

	GWC-19	GWC-19
5/11/2010	<0.001	
6/16/2010	0.0022 (J)	
7/27/2010	<0.001	
9/7/2010	<0.001	
4/29/2011	0.0029 (J)	
10/28/2011	0.0021 (J)	
5/2/2012	<0.001	
11/9/2012	0.002 (J)	
5/9/2013	0.0056	
11/6/2013	0.0035 (J)	
5/22/2014	<0.001	
11/8/2014	<0.001	
5/23/2015	0.0047 (J)	
11/10/2015	0.0044 (J)	
4/11/2016	<0.001	
6/16/2016	<0.001	
8/11/2016	<0.001	
10/5/2016	<0.001	
11/29/2016	<0.001	
2/8/2017	<0.001	
4/5/2017	0.0009 (J)	
6/21/2017	<0.001	
10/5/2017	0.0015	
3/20/2018	<0.001	
10/2/2018	<0.001	
3/26/2019	<0.001	
9/12/2019	<0.001	
3/19/2020	<0.001	
9/9/2020	<0.001	
4/5/2021	0.00014 (J)	
8/11/2021	<0.001	
2/16/2022	<0.001	
8/25/2022	<0.001	
2/28/2023		<0.001
8/8/2023		<0.001
2/29/2024		<0.001

ND substitution: RL or RL/2 if <15% NDs.

Prediction Limit

Constituent: Lead, Total (mg/L) Analysis Run 3/29/2024 11:44 AM View: Appendix I - Intrawell

Plant Scherer Data: Scherer Cell 1-CCR

	GWC-2	GWC-2
5/11/2010	<0.001	
6/19/2010	0.003 (J)	
7/27/2010	<0.001	
9/9/2010	<0.001	
4/28/2011	0.0037 (J)	
10/28/2011	0.003 (J)	
5/3/2012	<0.001	
11/9/2012	0.003 (J)	
5/9/2013	0.0063	
11/5/2013	0.0043 (J)	
5/22/2014	<0.001	
11/13/2014	0.0021 (J)	
5/24/2015	0.0043 (J)	
11/11/2015	0.0032 (J)	
4/12/2016	<0.001	
6/16/2016	<0.001	
8/11/2016	<0.001	
10/4/2016	<0.001	
11/30/2016	<0.001	
2/7/2017	<0.001	
4/6/2017	<0.001	
6/20/2017	<0.001	
10/4/2017	<0.001	
3/20/2018	<0.001	
10/2/2018	<0.001	
3/26/2019	<0.001	
9/10/2019	<0.001	
3/18/2020	0.00014 (J)	
9/9/2020	<0.001	
4/1/2021	<0.001	
8/12/2021	<0.001	
2/15/2022	<0.001	
8/26/2022	<0.001	
2/27/2023		<0.001
8/9/2023		<0.001
3/1/2024		<0.001

ND substitution: RL or RL/2 if <15% NDs.

Prediction Limit

Constituent: Lead, Total (mg/L) Analysis Run 3/29/2024 11:44 AM View: Appendix I - Intrawell

Plant Scherer Data: Scherer Cell 1-CCR

	GWC-20	GWC-20
5/11/2010	0.0026 (J)	
6/17/2010	0.0021 (J)	
7/27/2010	<0.001	
9/7/2010	<0.001	
4/29/2011	0.0032 (J)	
10/28/2011	0.0025 (J)	
5/3/2012	<0.001	
11/10/2012	<0.001	
5/9/2013	0.0056	
11/6/2013	0.0032 (J)	
5/22/2014	<0.001	
11/9/2014	<0.001	
5/24/2015	0.0044 (J)	
11/10/2015	0.0038 (J)	
4/12/2016	<0.001	
6/16/2016	<0.001	
8/11/2016	<0.001	
10/5/2016	<0.001	
11/30/2016	<0.001	
2/8/2017	<0.001	
4/6/2017	<0.001	
6/21/2017	<0.001	
10/5/2017	<0.001	
3/21/2018	<0.001	
10/3/2018	<0.001	
3/26/2019	<0.001	
9/12/2019	<0.001	
3/19/2020	<0.001	
9/10/2020	<0.001	
4/5/2021	<0.001	
8/11/2021	<0.001	
2/16/2022	<0.001	
8/25/2022	<0.001	
2/28/2023		<0.001
8/8/2023		<0.001
3/1/2024		<0.001

ND substitution: RL or RL/2 if <15% NDs.

Prediction Limit

Constituent: Lead, Total (mg/L) Analysis Run 3/29/2024 11:44 AM View: Appendix I - Intrawell

Plant Scherer Data: Scherer Cell 1-CCR

	GWC-3	GWC-3
5/11/2010	0.011 (o)	
6/17/2010	0.0027 (J)	
7/28/2010	<0.001	
9/7/2010	<0.001	
4/29/2011	0.0038 (J)	
10/28/2011	<0.001	
5/3/2012	<0.001	
11/9/2012	0.0029 (J)	
5/10/2013	0.0061	
11/6/2013	0.0025 (J)	
5/22/2014	<0.001	
11/9/2014	<0.001	
5/22/2015	0.0034 (J)	
11/10/2015	0.0021 (J)	
4/12/2016	<0.001 (D)	
6/20/2016	<0.001	
8/12/2016	<0.001	
10/5/2016	<0.001	
11/30/2016	<0.001	
2/8/2017	<0.001	
4/6/2017	<0.001	
6/21/2017	<0.001	
10/5/2017	<0.001	
3/21/2018	<0.001	
10/3/2018	0.00037 (J)	
3/26/2019	<0.001	
9/10/2019	<0.001	
3/18/2020	<0.001	
9/10/2020	<0.001	
4/6/2021	<0.001	
8/12/2021	0.00014 (J)	
2/15/2022	<0.001	
8/25/2022	<0.001	
2/28/2023		<0.001
8/9/2023		<0.001
3/4/2024		<0.001

ND substitution: RL or RL/2 if <15% NDs.

Prediction Limit

Constituent: Lead, Total (mg/L) Analysis Run 3/29/2024 11:44 AM View: Appendix I - Intrawell

Plant Scherer Data: Scherer Cell 1-CCR

	GWC-4	GWC-4
5/11/2010	<0.001	
6/17/2010	<0.001	
7/28/2010	<0.001	
9/8/2010	0.002 (J)	
4/28/2011	0.0042 (J)	
10/29/2011	0.0036 (J)	
5/3/2012	<0.001	
11/10/2012	0.0023 (J)	
5/10/2013	0.0062	
11/6/2013	0.0043 (J)	
5/22/2014	<0.001	
11/9/2014	<0.001	
5/22/2015	0.0046 (J)	
11/11/2015	0.0028 (J)	
4/12/2016	<0.001	
6/20/2016	<0.001	
8/12/2016	<0.001	
10/6/2016	<0.001	
11/30/2016	<0.001	
2/8/2017	<0.001	
4/6/2017	<0.001	
6/22/2017	<0.001	
10/6/2017	<0.001	
3/21/2018	<0.001	
10/3/2018	<0.001	
3/26/2019	<0.001	
9/10/2019	<0.001	
3/19/2020	0.00019 (J)	
9/10/2020	<0.001	
4/2/2021	<0.001	
8/12/2021	<0.001	
2/15/2022	<0.001	
8/25/2022	<0.001	
2/27/2023		<0.001
8/8/2023		<0.001
2/29/2024		<0.001

ND substitution: RL or RL/2 if <15% NDs.

Prediction Limit

Constituent: Lead, Total (mg/L) Analysis Run 3/29/2024 11:44 AM View: Appendix I - Intrawell

Plant Scherer Data: Scherer Cell 1-CCR

	GWC-5	GWC-5
5/11/2010	<0.001	
6/18/2010	0.0024	
7/27/2010	<0.001	
9/9/2010	<0.001	
4/29/2011	0.0028	
10/28/2011	<0.001	
5/4/2012	<0.001	
11/10/2012	<0.001	
5/9/2013	0.0061	
11/6/2013	0.0034	
5/22/2014	<0.001	
11/9/2014	<0.001	
5/24/2015	0.0093 (O)	
11/11/2015	0.0071	
4/19/2016	<0.001	
6/22/2016	<0.001	
8/16/2016	<0.001	
10/6/2016	<0.001	
12/1/2016	<0.001	
2/9/2017	<0.001	
4/6/2017	<0.001	
6/21/2017	<0.001	
10/5/2017	<0.001	
3/22/2018	<0.001	
10/3/2018	<0.001	
3/27/2019	<0.001	
9/11/2019	<0.001	
3/18/2020	<0.001	
9/9/2020	<0.001	
4/1/2021	<0.001	
8/12/2021	<0.001	
2/15/2022	<0.001	
8/25/2022	<0.001	
2/28/2023		<0.001
8/8/2023		<0.001
2/29/2024		<0.001

ND substitution: RL or RL/2 if <15% NDs.

Prediction Limit

Constituent: Lead, Total (mg/L) Analysis Run 3/29/2024 11:44 AM View: Appendix I - Intrawell

Plant Scherer Data: Scherer Cell 1-CCR

	GWC-6	GWC-6
5/11/2010	<0.001	
6/18/2010	<0.001	
7/27/2010	<0.001	
9/9/2010	<0.001	
4/30/2011	0.0034 (J)	
10/29/2011	0.0041 (J)	
5/4/2012	<0.001	
11/10/2012	0.0023 (J)	
5/9/2013	0.0067	
11/7/2013	0.0048 (J)	
5/21/2014	<0.001	
11/9/2014	<0.001	
5/24/2015	0.0045 (J)	
11/11/2015	0.0048 (J)	
4/12/2016	<0.001	
6/20/2016	<0.001	
8/12/2016	<0.001	
10/6/2016	<0.001	
11/30/2016	<0.001	
2/9/2017	<0.001	
4/6/2017	<0.001	
6/21/2017	<0.001	
10/6/2017	<0.001	
3/21/2018	<0.001	
10/3/2018	<0.001	
3/26/2019	<0.001	
9/11/2019	<0.001	
3/18/2020	<0.001	
9/10/2020	<0.001	
4/5/2021	<0.001	
8/11/2021	<0.001	
2/15/2022	<0.001	
8/25/2022	<0.001	
2/27/2023		<0.001
8/8/2023		<0.001
2/29/2024		<0.001

ND substitution: RL or RL/2 if <15% NDs.

Prediction Limit

Constituent: Lead, Total (mg/L) Analysis Run 3/29/2024 11:44 AM View: Appendix I - Intrawell

Plant Scherer Data: Scherer Cell 1-CCR

	GWC-7	GWC-7
5/10/2010	<0.001	
6/18/2010	0.0027 (J)	
7/28/2010	<0.001	
9/9/2010	0.002 (J)	
4/30/2011	0.0037 (J)	
10/29/2011	0.0025 (J)	
5/4/2012	<0.001	
11/10/2012	0.003 (J)	
5/9/2013	0.0064	
11/7/2013	0.0037 (J)	
5/21/2014	<0.001	
11/12/2014	<0.001	
5/24/2015	0.0053 (J)	
11/11/2015	0.0022 (J)	
4/13/2016	<0.001 (D)	
6/20/2016	<0.001	
8/15/2016	<0.001	
10/6/2016	<0.001	
12/1/2016	<0.001	
2/9/2017	<0.001	
4/7/2017	<0.001	
6/22/2017	<0.001	
10/6/2017	<0.001	
3/22/2018	<0.001	
10/4/2018	<0.001	
3/27/2019	<0.001	
9/11/2019	<0.001	
3/19/2020	<0.001	
9/10/2020	0.00017 (J)	
4/1/2021	<0.001	
8/11/2021	0.00014 (J)	
2/15/2022	<0.001	
8/25/2022	<0.001	
2/27/2023		<0.001
8/8/2023		<0.001
2/29/2024		<0.001

ND substitution: RL or RL/2 if <15% NDs.

Prediction Limit

Constituent: Lead, Total (mg/L) Analysis Run 3/29/2024 11:44 AM View: Appendix I - Intrawell

Plant Scherer Data: Scherer Cell 1-CCR

	GWC-8A	GWC-8A
5/10/2010	<0.001	
6/19/2010	<0.001	
7/28/2010	<0.001	
9/8/2010	0.0023 (J)	
4/30/2011	0.011 (O)	
10/27/2011	0.0055	
5/4/2012	0.0029 (J)	
11/11/2012	0.0052	
5/10/2013	0.023 (O)	
11/7/2013	0.0083	
5/21/2014	<0.001	
11/13/2014	0.0085	
5/23/2015	0.0077	
11/11/2015	0.008	
4/19/2016	<0.001	
10/10/2016	<0.001	
12/1/2016	0.00047 (J)	
2/9/2017	0.0012 (J)	
4/7/2017	<0.001	
6/21/2017	<0.001	
8/15/2017	<0.001	
9/1/2017	<0.001	
10/9/2017	<0.001	
3/22/2018	<0.001	
10/4/2018	<0.001	
3/27/2019	<0.001	
9/11/2019	<0.001	
3/18/2020	<0.001	
9/9/2020	<0.001	
4/5/2021	0.00034 (J)	
8/12/2021	<0.001	
2/15/2022	<0.001	
8/25/2022	<0.001	
2/27/2023		<0.001
8/8/2023		<0.001
2/29/2024		0.00021 (J)

ND substitution: RL or RL/2 if <15% NDs.

Prediction Limit

Constituent: Lead, Total (mg/L) Analysis Run 3/29/2024 11:44 AM View: Appendix I - Intrawell

Plant Scherer Data: Scherer Cell 1-CCR

	GWC-9	GWC-9
5/10/2010	<0.001	
6/16/2010	0.003 (J)	
7/27/2010	<0.001	
9/8/2010	<0.001	
4/29/2011	0.0039 (J)	
10/27/2011	0.0043 (J)	
5/3/2012	<0.001	
11/11/2012	0.0025 (J)	
5/9/2013	0.0067	
11/6/2013	0.0069	
5/21/2014	<0.001	
11/12/2014	0.002 (J)	
5/23/2015	0.003 (J)	
11/12/2015	0.0044 (J)	
4/13/2016	<0.001 (D)	
6/22/2016	<0.001	
8/15/2016	<0.001	
10/6/2016	<0.001	
12/1/2016	<0.001	
2/8/2017	<0.001	
4/6/2017	<0.001	
6/21/2017	<0.001	
10/5/2017	<0.001	
3/21/2018	<0.001	
10/2/2018	<0.001	
3/27/2019	<0.001	
9/11/2019	<0.001	
3/18/2020	<0.001	
9/9/2020	<0.001	
4/1/2021	<0.001	
8/12/2021	<0.001	
2/15/2022	<0.001	
8/25/2022	<0.001	
2/27/2023		<0.001
8/8/2023		<0.001
3/1/2024		<0.001

ND substitution: RL or RL/2 if <15% NDs.

Prediction Limit

Constituent: Mercury (mg/L) Analysis Run 3/29/2024 11:44 AM View: Appendix I - Intrawell

Plant Scherer Data: Scherer Cell 1-CCR

	GWA-15	GWA-15
5/9/2010	<0.0002	
6/18/2010	<0.0002	
7/28/2010	<0.0002	
9/9/2010	<0.0002	
4/30/2011	<0.0002	
10/28/2011	<0.0002	
5/2/2012	<0.0002	
11/9/2012	<0.0002	
5/8/2013	7E-05 (J)	
11/5/2013	<0.0002	
5/20/2014	<0.0002	
11/12/2014	<0.0002	
5/22/2015	7.2E-05 (J)	
11/11/2015	<0.0002	
4/6/2016	<0.0002	
6/15/2016	<0.0002	
8/10/2016	<0.0002	
10/4/2016	<0.0002	
11/30/2016	<0.0002	
2/7/2017	<0.0002	
4/4/2017	<0.0002	
6/20/2017	<0.0002	
10/4/2017	<0.0002	
3/20/2018	<0.0002 (XD)	
10/2/2018	<0.0002 (X)	
3/26/2019	<0.0002	
9/10/2019	<0.0002	
3/18/2020	<0.0002	
9/9/2020	<0.0002	
4/1/2021	<0.0002	
8/11/2021	<0.0002	
2/15/2022	<0.0002	
8/25/2022	<0.0002	
2/28/2023		<0.0002
8/3/2023		<0.0002
3/4/2024		<0.0002

ND substitution: RL or RL/2 if <15% NDs.

Prediction Limit

Constituent: Mercury (mg/L) Analysis Run 3/29/2024 11:44 AM View: Appendix I - Intrawell

Plant Scherer Data: Scherer Cell 1-CCR

	GWA-16	GWA-16
5/9/2010	<0.0002	
6/16/2010	<0.0002	
7/27/2010	<0.0002	
9/7/2010	7.4E-05 (J)	
4/29/2011	<0.0002	
10/28/2011	<0.0002	
5/2/2012	<0.0002	
11/9/2012	<0.0002	
5/8/2013	8E-05 (J)	
11/6/2013	0.00014	
5/20/2014	<0.0002	
11/8/2014	<0.0002	
5/22/2015	<0.0002	
11/9/2015	<0.0002	
4/6/2016	<0.0002	
6/15/2016	<0.0002	
8/10/2016	<0.0002	
10/4/2016	<0.0002	
11/29/2016	<0.0002	
2/7/2017	<0.0002	
4/4/2017	<0.0002	
6/20/2017	<0.0002	
10/5/2017	<0.0002	
3/20/2018	<0.0002	
10/2/2018	<0.0002 (X)	
3/26/2019	<0.0002	
9/10/2019	<0.0002	
3/18/2020	<0.0002	
9/9/2020	<0.0002	
4/1/2021	<0.0002	
8/11/2021	<0.0002	
2/15/2022	<0.0002	
8/25/2022	<0.0002	
2/28/2023		<0.0002
8/3/2023		<0.0002
2/28/2024		<0.0002

ND substitution: RL or RL/2 if <15% NDs.

Prediction Limit

Constituent: Mercury (mg/L) Analysis Run 3/29/2024 11:44 AM View: Appendix I - Intrawell

Plant Scherer Data: Scherer Cell 1-CCR

	GWA-17	GWA-17
5/8/2010	<0.0002	
6/16/2010	<0.0002	
7/26/2010	<0.0002	
9/7/2010	7.8E-05 (J)	
4/29/2011	<0.0002	
10/28/2011	<0.0002	
5/2/2012	<0.0002	
11/9/2012	<0.0002	
5/8/2013	<0.0002	
11/6/2013	0.00011	
5/20/2014	<0.0002	
11/8/2014	<0.0002	
5/22/2015	7.1E-05 (J)	
11/9/2015	<0.0002	
4/6/2016	<0.0002	
6/15/2016	<0.0002	
8/10/2016	<0.0002	
10/5/2016	<0.0002	
11/29/2016	<0.0002	
2/7/2017	<0.0002	
4/4/2017	<0.0002	
6/20/2017	<0.0002	
10/5/2017	<0.0002	
3/20/2018	<0.0002 (X)	
10/2/2018	<0.0002 (X)	
3/26/2019	<0.0002	
9/10/2019	<0.0002	
3/18/2020	<0.0002	
9/9/2020	<0.0002	
4/1/2021	<0.0002	
8/11/2021	<0.0002	
2/15/2022	<0.0002	
8/24/2022	<0.0002	
2/28/2023		<0.0002
8/3/2023		<0.0002
2/28/2024		<0.0002

ND substitution: RL or RL/2 if <15% NDs.

Prediction Limit

Constituent: Mercury (mg/L) Analysis Run 3/29/2024 11:44 AM View: Appendix I - Intrawell

Plant Scherer Data: Scherer Cell 1-CCR

	GWC-1	GWC-1
5/11/2010	<0.0002	
6/17/2010	<0.0002	
7/27/2010	<0.0002	
9/9/2010	<0.0002	
4/28/2011	<0.0002	
10/29/2011	<0.0002	
5/3/2012	<0.0002	
11/9/2012	<0.0002	
5/9/2013	<0.0002	
11/5/2013	7.3E-05 (J)	
5/23/2014	<0.0002	
11/13/2014	<0.0002	
5/23/2015	<0.0002	
11/11/2015	<0.0002	
4/12/2016	<0.0002	
6/16/2016	<0.0002	
8/11/2016	<0.0002	
10/4/2016	<0.0002	
11/30/2016	<0.0002	
2/7/2017	7E-05 (J)	
4/5/2017	<0.0002	
6/20/2017	<0.0002	
10/4/2017	<0.0002	
3/20/2018	<0.0002 (X)	
10/2/2018	<0.0002 (X)	
3/26/2019	<0.0002	
9/10/2019	<0.0002	
3/18/2020	<0.0002	
9/9/2020	<0.0002	
4/1/2021	<0.0002	
8/18/2021	<0.0002	
2/15/2022	<0.0002	
8/24/2022	<0.0002	
2/27/2023		<0.0002
8/9/2023		<0.0002
3/1/2024		<0.0002

ND substitution: RL or RL/2 if <15% NDs.

Prediction Limit

Constituent: Mercury (mg/L) Analysis Run 3/29/2024 11:44 AM View: Appendix I - Intrawell

Plant Scherer Data: Scherer Cell 1-CCR

	GWC-10	GWC-10
5/10/2010	<0.0002	
6/16/2010	<0.0002	
7/28/2010	<0.0002	
9/8/2010	8.8E-05 (J)	
4/29/2011	<0.0002	
10/27/2011	<0.0002	
5/4/2012	<0.0002	
11/11/2012	<0.0002	
5/9/2013	<0.0002	
11/5/2013	0.00011 (J)	
5/21/2014	<0.0002	
11/12/2014	<0.0002	
5/23/2015	<0.0002	
11/12/2015	<0.0002	
4/13/2016	<0.0002 (D)	
6/21/2016	<0.0002	
8/15/2016	<0.0002	
10/5/2016	<0.0002	
12/1/2016	<0.0002	
2/8/2017	7.6E-05 (J)	
4/6/2017	<0.0002	
6/21/2017	<0.0002	
10/5/2017	<0.0002	
3/21/2018	<0.0002	
10/2/2018	<0.0002 (X)	
3/27/2019	<0.0002	
9/11/2019	<0.0002	
3/18/2020	<0.0002	
9/9/2020	<0.0002	
4/1/2021	<0.0002	
8/17/2021	<0.0002	
2/15/2022	<0.0002	
8/25/2022	<0.0002	
2/21/2023		<0.0002
8/9/2023		<0.0002
3/1/2024		<0.0002

ND substitution: RL or RL/2 if <15% NDs.

Prediction Limit

Constituent: Mercury (mg/L) Analysis Run 3/29/2024 11:44 AM View: Appendix I - Intrawell

Plant Scherer Data: Scherer Cell 1-CCR

	GWC-11	GWC-11
5/10/2010	<0.0002	
6/16/2010	<0.0002	
7/27/2010	<0.0002	
9/8/2010	<0.0002	
4/29/2011	<0.0002	
10/27/2011	<0.0002	
5/4/2012	<0.0002	
11/10/2012	<0.0002	
5/9/2013	0.00019	
11/6/2013	0.00014	
5/20/2014	<0.0002	
11/12/2014	<0.0002	
5/24/2015	<0.0002	
11/12/2015	<0.0002	
4/13/2016	<0.0002 (D)	
6/21/2016	<0.0002	
8/15/2016	<0.0002	
10/5/2016	<0.0002	
12/1/2016	<0.0002	
2/8/2017	<0.0002	
4/6/2017	<0.0002	
6/20/2017	<0.0002	
10/5/2017	<0.0002	
3/21/2018	<0.0002	
10/2/2018	<0.0002 (X)	
3/27/2019	<0.0002	
9/11/2019	<0.0002	
3/18/2020	<0.0002	
9/10/2020	<0.0002	
4/1/2021	<0.0002	
8/11/2021	<0.0002	
2/16/2022	<0.0002	
8/25/2022	<0.0002	
2/27/2023		<0.0002
8/9/2023		<0.0002
2/29/2024		<0.0002

ND substitution: RL or RL/2 if <15% NDs.

Prediction Limit

Constituent: Mercury (mg/L) Analysis Run 3/29/2024 11:44 AM View: Appendix I - Intrawell

Plant Scherer Data: Scherer Cell 1-CCR

	GWC-13	GWC-13
5/9/2010	8.2E-05 (J)	
6/18/2010	<0.0002	
7/29/2010	<0.0002	
9/9/2010	<0.0002	
4/26/2011	<0.0002	
10/28/2011	<0.0002	
5/4/2012	<0.0002	
11/11/2012	<0.0002	
5/8/2013	<0.0002	
11/7/2013	0.0001	
5/20/2014	<0.0002	
11/12/2014	<0.0002	
5/24/2015	<0.0002	
11/12/2015	<0.0002	
4/13/2016	<0.0002 (D)	
6/21/2016	<0.0002	
8/15/2016	<0.0002	
10/7/2016	<0.0002	
12/1/2016	<0.0002	
2/9/2017	<0.0002	
4/6/2017	<0.0002	
6/22/2017	<0.0002	
10/6/2017	<0.0002	
3/22/2018	<0.0002 (X)	
10/3/2018	<0.0002 (X)	
3/26/2019	<0.0002	
9/11/2019	<0.0002	
3/18/2020	<0.0002	
9/10/2020	<0.0002	
4/6/2021	<0.0002	
8/11/2021	<0.0002	
2/16/2022	<0.0002	
8/26/2022	<0.0002	
2/27/2023		<0.0002
8/9/2023		<0.0002
3/1/2024		<0.0002

ND substitution: RL or RL/2 if <15% NDs.

Prediction Limit

Constituent: Mercury (mg/L) Analysis Run 3/29/2024 11:44 AM View: Appendix I - Intrawell

Plant Scherer Data: Scherer Cell 1-CCR

	GWC-14	GWC-14
5/9/2010	9.1E-05 (J)	
6/18/2010	<0.0002	
7/28/2010	<0.0002	
9/9/2010	<0.0002	
4/30/2011	<0.0002	
10/28/2011	<0.0002	
5/3/2012	<0.0002	
11/10/2012	<0.0002	
5/8/2013	<0.0002	
11/5/2013	0.00016	
5/20/2014	<0.0002	
11/12/2014	<0.0002	
5/24/2015	<0.0002	
11/11/2015	<0.0002	
4/13/2016	<0.0002 (D)	
6/21/2016	<0.0002	
8/15/2016	<0.0002	
10/4/2016	<0.0002	
12/1/2016	<0.0002	
2/7/2017	<0.0002	
4/6/2017	<0.0002	
6/20/2017	<0.0002	
10/5/2017	<0.0002	
3/20/2018	<0.0002	
10/2/2018	<0.0002 (X)	
3/26/2019	<0.0002	
9/11/2019	<0.0002	
3/18/2020	<0.0002	
9/9/2020	<0.0002	
4/1/2021	<0.0002	
8/11/2021	<0.0002	
2/16/2022	<0.0002	
8/26/2022	<0.0002	
2/27/2023		<0.0002
8/9/2023		<0.0002
3/1/2024		<0.0002

ND substitution: RL or RL/2 if <15% NDs.

Prediction Limit

Constituent: Mercury (mg/L) Analysis Run 3/29/2024 11:44 AM View: Appendix I - Intrawell

Plant Scherer Data: Scherer Cell 1-CCR

	GWC-18	GWC-18
5/10/2010	<0.0002	
6/16/2010	<0.0002	
7/26/2010	<0.0002	
9/7/2010	<0.0002	
4/29/2011	<0.0002	
10/28/2011	<0.0002	
5/2/2012	<0.0002	
11/9/2012	<0.0002	
5/8/2013	<0.0002	
11/6/2013	<0.0002	
5/23/2014	<0.0002	
11/8/2014	<0.0002	
5/22/2015	<0.0002	
11/10/2015	<0.0002	
4/11/2016	<0.0002	
6/16/2016	<0.0002	
8/11/2016	<0.0002	
10/5/2016	<0.0002	
11/29/2016	<0.0002	
2/8/2017	8.9E-05	
4/6/2017	<0.0002	
6/21/2017	<0.0002	
10/5/2017	<0.0002	
3/20/2018	<0.0002	
10/2/2018	<0.0002 (X)	
3/26/2019	<0.0002	
9/11/2019	<0.0002	
3/18/2020	<0.0002	
9/9/2020	<0.0002	
4/1/2021	<0.0002	
8/11/2021	<0.0002	
2/16/2022	<0.0002	
8/25/2022	<0.0002	
2/28/2023		<0.0002
8/9/2023		<0.0002
2/29/2024		<0.0002

ND substitution: RL or RL/2 if <15% NDs.

Prediction Limit

Constituent: Mercury (mg/L) Analysis Run 3/29/2024 11:44 AM View: Appendix I - Intrawell

Plant Scherer Data: Scherer Cell 1-CCR

	GWC-19	GWC-19
5/11/2010	<0.0002	
6/16/2010	<0.0002	
7/27/2010	<0.0002	
9/7/2010	0.00011	
4/29/2011	<0.0002	
10/28/2011	<0.0002	
5/2/2012	<0.0002	
11/9/2012	<0.0002	
5/9/2013	<0.0002	
11/6/2013	<0.0002	
5/22/2014	<0.0002	
11/8/2014	<0.0002	
5/23/2015	<0.0002	
11/10/2015	<0.0002	
4/11/2016	<0.0002	
6/16/2016	<0.0002	
8/11/2016	<0.0002	
10/5/2016	<0.0002	
11/29/2016	<0.0002	
2/8/2017	7.6E-05 (J)	
4/5/2017	<0.0002	
6/21/2017	<0.0002	
10/5/2017	<0.0002	
3/20/2018	<0.0002 (X)	
10/2/2018	<0.0002 (X)	
3/26/2019	<0.0002	
9/12/2019	<0.0002	
3/19/2020	<0.0002	
9/9/2020	<0.0002	
6/1/2021	<0.0002	
8/11/2021	<0.0002	
2/16/2022	<0.0002	
8/25/2022	<0.0002	
2/28/2023		<0.0002
8/8/2023		<0.0002
2/29/2024		<0.0002

ND substitution: RL or RL/2 if <15% NDs.

Prediction Limit

Constituent: Mercury (mg/L) Analysis Run 3/29/2024 11:44 AM View: Appendix I - Intrawell

Plant Scherer Data: Scherer Cell 1-CCR

	GWC-2	GWC-2
5/11/2010	<0.0002	
6/19/2010	<0.0002	
7/27/2010	<0.0002	
9/9/2010	9.3E-05	
4/28/2011	<0.0002	
10/28/2011	<0.0002	
5/3/2012	<0.0002	
11/9/2012	<0.0002	
5/9/2013	<0.0002	
11/5/2013	0.00011	
5/22/2014	<0.0002	
11/13/2014	<0.0002	
5/24/2015	<0.0002	
11/11/2015	<0.0002	
4/12/2016	<0.0002	
6/16/2016	<0.0002	
8/11/2016	<0.0002	
10/4/2016	<0.0002	
11/30/2016	<0.0002	
2/7/2017	<0.0002	
4/6/2017	<0.0002	
6/20/2017	<0.0002	
10/4/2017	<0.0002	
3/20/2018	<0.0002 (X)	
10/2/2018	<0.0002	
3/26/2019	<0.0002	
9/10/2019	<0.0002	
3/18/2020	<0.0002	
9/9/2020	<0.0002	
4/1/2021	<0.0002	
8/12/2021	<0.0002	
2/15/2022	<0.0002	
8/26/2022	<0.0002	
2/27/2023		<0.0002
8/9/2023		<0.0002
3/1/2024		<0.0002

ND substitution: RL or RL/2 if <15% NDs.

Prediction Limit

Constituent: Mercury (mg/L) Analysis Run 3/29/2024 11:44 AM View: Appendix I - Intrawell

Plant Scherer Data: Scherer Cell 1-CCR

	GWC-20	GWC-20
5/11/2010	8.5E-05	
6/17/2010	<0.0002	
7/27/2010	<0.0002	
9/7/2010	0.0001	
4/29/2011	<0.0002	
10/28/2011	<0.0002	
5/3/2012	<0.0002	
11/10/2012	<0.0002	
5/9/2013	<0.0002	
11/6/2013	<0.0002	
5/22/2014	<0.0002	
11/9/2014	<0.0002	
5/24/2015	<0.0002	
11/10/2015	<0.0002	
4/12/2016	<0.0002	
6/16/2016	<0.0002	
8/11/2016	<0.0002	
10/5/2016	<0.0002	
11/30/2016	<0.0002	
2/8/2017	7.5E-05 (J)	
4/6/2017	<0.0002	
6/21/2017	<0.0002	
10/5/2017	<0.0002	
3/21/2018	<0.0002	
10/3/2018	<0.0002 (X)	
3/26/2019	<0.0002	
9/12/2019	<0.0002	
3/19/2020	<0.0002	
9/10/2020	<0.0002	
6/1/2021	<0.0002	
8/11/2021	<0.0002	
2/16/2022	0.00015 (J)	
8/25/2022	<0.0002	
2/28/2023		<0.0002
8/8/2023		<0.0002
3/1/2024		<0.0002

ND substitution: RL or RL/2 if <15% NDs.

Prediction Limit

Constituent: Mercury (mg/L) Analysis Run 3/29/2024 11:44 AM View: Appendix I - Intrawell

Plant Scherer Data: Scherer Cell 1-CCR

	GWC-3	GWC-3
5/11/2010	<0.0002	
6/17/2010	<0.0002	
7/28/2010	<0.0002	
9/7/2010	0.00012	
4/29/2011	<0.0002	
10/28/2011	<0.0002	
5/3/2012	<0.0002	
11/9/2012	<0.0002	
5/10/2013	0.00014	
11/6/2013	0.00014	
5/22/2014	<0.0002	
11/9/2014	<0.0002	
5/22/2015	<0.0002	
11/10/2015	<0.0002	
4/12/2016	<0.0002 (D)	
6/20/2016	<0.0002	
8/12/2016	<0.0002	
10/5/2016	<0.0002	
11/30/2016	<0.0002	
2/8/2017	<0.0002	
4/6/2017	<0.0002	
6/21/2017	<0.0002	
10/5/2017	<0.0002	
3/21/2018	<0.0002	
10/3/2018	<0.0002 (X)	
3/26/2019	<0.0002	
9/10/2019	<0.0002	
3/18/2020	<0.0002	
9/10/2020	<0.0002	
4/6/2021	<0.0002	
8/12/2021	<0.0002	
2/15/2022	<0.0002	
8/25/2022	<0.0002	
2/28/2023		<0.0002
8/9/2023		<0.0002
3/4/2024		<0.0002

ND substitution: RL or RL/2 if <15% NDs.

Prediction Limit

Constituent: Mercury (mg/L) Analysis Run 3/29/2024 11:44 AM View: Appendix I - Intrawell

Plant Scherer Data: Scherer Cell 1-CCR

	GWC-4	GWC-4
5/11/2010	<0.0002	
6/17/2010	<0.0002	
7/28/2010	<0.0002	
9/8/2010	<0.0002	
4/28/2011	<0.0002	
10/29/2011	<0.0002	
5/3/2012	<0.0002	
11/10/2012	<0.0002	
5/10/2013	0.00012	
11/6/2013	<0.0002	
5/22/2014	<0.0002	
11/9/2014	<0.0002	
5/22/2015	<0.0002	
11/11/2015	<0.0002	
4/12/2016	<0.0002	
6/20/2016	<0.0002	
8/12/2016	<0.0002	
10/6/2016	<0.0002	
11/30/2016	<0.0002	
2/8/2017	<0.0002	
4/6/2017	<0.0002	
6/22/2017	<0.0002	
10/6/2017	<0.0002	
3/21/2018	<0.0002 (X)	
10/3/2018	<0.0002 (X)	
3/26/2019	<0.0002	
9/10/2019	<0.0002	
3/19/2020	<0.0002	
9/10/2020	<0.0002	
4/2/2021	<0.0002	
8/12/2021	<0.0002	
2/15/2022	<0.0002	
8/25/2022	<0.0002	
2/27/2023		<0.0002
8/8/2023		<0.0002
2/29/2024		<0.0002

ND substitution: RL or RL/2 if <15% NDs.

Prediction Limit

Constituent: Mercury (mg/L) Analysis Run 3/29/2024 11:44 AM View: Appendix I - Intrawell

Plant Scherer Data: Scherer Cell 1-CCR

	GWC-5	GWC-5
5/11/2010	<0.0002	
6/18/2010	<0.0002	
7/27/2010	<0.0002	
9/9/2010	<0.0002	
4/29/2011	<0.0002	
10/28/2011	<0.0002	
5/4/2012	<0.0002	
11/10/2012	<0.0002	
5/9/2013	0.00016	
11/6/2013	<0.0002	
5/22/2014	<0.0002	
11/9/2014	<0.0002	
5/24/2015	<0.0002	
11/11/2015	<0.0002	
4/19/2016	<0.0002	
6/22/2016	<0.0002	
8/16/2016	<0.0002	
10/6/2016	<0.0002	
12/1/2016	<0.0002	
2/9/2017	<0.0002	
4/6/2017	<0.0002	
6/21/2017	<0.0002	
10/5/2017	<0.0002	
3/22/2018	<0.0002 (X)	
10/3/2018	<0.0002 (X)	
3/27/2019	<0.0002	
9/11/2019	<0.0002	
3/18/2020	<0.0002	
9/9/2020	<0.0002	
4/1/2021	<0.0002	
8/12/2021	<0.0002	
2/15/2022	<0.0002	
8/25/2022	<0.0002	
2/28/2023		<0.0002
8/8/2023		<0.0002
2/29/2024		<0.0002

ND substitution: RL or RL/2 if <15% NDs.

Prediction Limit

Constituent: Mercury (mg/L) Analysis Run 3/29/2024 11:44 AM View: Appendix I - Intrawell

Plant Scherer Data: Scherer Cell 1-CCR

	GWC-6	GWC-6
5/11/2010	<0.0002	
6/18/2010	<0.0002	
7/27/2010	<0.0002	
9/9/2010	0.00017	
4/30/2011	<0.0002	
10/29/2011	<0.0002	
5/4/2012	<0.0002	
11/10/2012	<0.0002	
5/9/2013	0.00014	
11/7/2013	0.00011	
5/21/2014	<0.0002	
11/9/2014	<0.0002	
5/24/2015	<0.0002	
11/11/2015	<0.0002	
4/12/2016	<0.0002	
6/20/2016	<0.0002	
8/12/2016	<0.0002	
10/6/2016	<0.0002	
11/30/2016	<0.0002	
2/9/2017	<0.0002	
4/6/2017	<0.0002	
6/21/2017	<0.0002	
10/6/2017	<0.0002	
3/21/2018	<0.0002 (X)	
10/3/2018	<0.0002 (X)	
3/26/2019	<0.0002	
9/11/2019	<0.0002	
3/18/2020	<0.0002	
9/10/2020	<0.0002	
6/2/2021	<0.0002	
8/11/2021	<0.0002	
2/15/2022	<0.0002	
8/25/2022	<0.0002	
2/27/2023		<0.0002
8/8/2023		<0.0002
2/29/2024		<0.0002

ND substitution: RL or RL/2 if <15% NDs.

Prediction Limit

Constituent: Mercury (mg/L) Analysis Run 3/29/2024 11:44 AM View: Appendix I - Intrawell

Plant Scherer Data: Scherer Cell 1-CCR

	GWC-7	GWC-7
5/10/2010	<0.0002	
6/18/2010	<0.0002	
7/28/2010	<0.0002	
9/9/2010	<0.0002	
4/30/2011	<0.0002	
10/29/2011	7E-05 (J)	
5/4/2012	<0.0002	
11/10/2012	<0.0002	
5/9/2013	<0.0002	
11/7/2013	0.00016	
5/21/2014	<0.0002	
11/12/2014	<0.0002	
5/24/2015	<0.0002	
11/11/2015	<0.0002	
4/13/2016	<0.0002 (D)	
6/20/2016	<0.0002	
8/15/2016	<0.0002	
10/6/2016	<0.0002	
12/1/2016	<0.0002	
2/9/2017	<0.0002	
4/7/2017	<0.0002	
6/22/2017	<0.0002	
10/6/2017	<0.0002	
3/22/2018	<0.0002 (X)	
10/4/2018	<0.0002 (X)	
3/27/2019	<0.0002	
9/11/2019	<0.0002	
3/19/2020	0.00011 (J)	
9/10/2020	<0.0002	
4/1/2021	<0.0002	
8/11/2021	<0.0002	
2/15/2022	<0.0002	
8/25/2022	<0.0002	
2/27/2023		<0.0002
8/8/2023		<0.0002
2/29/2024		<0.0002

ND substitution: RL or RL/2 if <15% NDs.

Prediction Limit

Constituent: Mercury (mg/L) Analysis Run 3/29/2024 11:44 AM View: Appendix I - Intrawell

Plant Scherer Data: Scherer Cell 1-CCR

	GWC-8A	GWC-8A
5/10/2010	<0.0002	
6/19/2010	<0.0002	
7/28/2010	<0.0002	
9/8/2010	0.00011 (J)	
4/30/2011	<0.0002	
10/27/2011	<0.0002	
5/4/2012	<0.0002	
11/11/2012	<0.0002	
5/10/2013	0.00014	
11/7/2013	0.00019	
5/21/2014	<0.0002	
11/13/2014	<0.0002	
5/23/2015	<0.0002	
11/11/2015	<0.0002	
4/19/2016	<0.0002	
10/10/2016	0.000155 (D)	
12/1/2016	<0.0002	
2/9/2017	<0.0002	
4/7/2017	<0.0002	
6/21/2017	<0.0002	
8/15/2017	<0.0002	
9/1/2017	<0.0002	
10/9/2017	8.9E-05 (J)	
3/22/2018	<0.0002 (X)	
10/4/2018	<0.0002	
3/27/2019	<0.0002	
9/11/2019	<0.0002	
3/18/2020	<0.0002	
9/9/2020	<0.0002	
6/1/2021	<0.0002	
8/12/2021	<0.0002	
2/15/2022	<0.0002	
8/25/2022	<0.0002	
2/27/2023		<0.0002
8/8/2023		<0.0002
2/29/2024		<0.0002

ND substitution: RL or RL/2 if <15% NDs.

Prediction Limit

Constituent: Mercury (mg/L) Analysis Run 3/29/2024 11:44 AM View: Appendix I - Intrawell

Plant Scherer Data: Scherer Cell 1-CCR

	GWC-9	GWC-9
5/10/2010	<0.0002	
6/16/2010	<0.0002	
7/27/2010	<0.0002	
9/8/2010	<0.0002	
4/29/2011	<0.0002	
10/27/2011	<0.0002	
5/3/2012	<0.0002	
11/11/2012	<0.0002	
5/9/2013	<0.0002	
11/6/2013	8.8E-05	
5/21/2014	<0.0002	
11/12/2014	<0.0002	
5/23/2015	<0.0002	
11/12/2015	<0.0002	
4/13/2016	<0.0002 (D)	
6/22/2016	<0.0002	
8/15/2016	<0.0002	
10/6/2016	<0.0002	
12/1/2016	<0.0002	
2/8/2017	<0.0002	
4/6/2017	<0.0002	
6/21/2017	<0.0002	
10/5/2017	<0.0002	
3/21/2018	<0.0002	
10/2/2018	<0.0002 (X)	
3/27/2019	<0.0002	
9/11/2019	<0.0002	
3/18/2020	<0.0002	
9/9/2020	<0.0002	
4/1/2021	<0.0002	
8/12/2021	<0.0002	
2/15/2022	<0.0002	
8/25/2022	<0.0002	
2/27/2023		<0.0002
8/8/2023		<0.0002
3/1/2024		<0.0002

ND substitution: RL or RL/2 if <15% NDs.

Prediction Limit

Constituent: Nickel (mg/L) Analysis Run 3/29/2024 11:44 AM View: Appendix I - Intrawell

Plant Scherer Data: Scherer Cell 1-CCR

	GWA-15	GWA-15
5/9/2010	<0.001	
6/18/2010	<0.001	
7/28/2010	<0.001	
9/9/2010	<0.001	
4/30/2011	<0.001	
10/28/2011	<0.001	
5/2/2012	<0.001	
11/9/2012	<0.001	
5/8/2013	<0.001	
11/5/2013	<0.001	
5/20/2014	<0.001	
11/12/2014	<0.001	
5/22/2015	<0.001	
11/11/2015	<0.001	
4/6/2016	0.00202 (J)	
10/4/2016	<0.001	
4/4/2017	<0.001	
10/4/2017	<0.001	
3/20/2018	<0.001 (D)	
10/2/2018	<0.001	
3/26/2019	<0.001	
9/10/2019	0.00081 (J)	
3/18/2020	0.00043 (J)	
9/9/2020	0.00069 (J)	
4/1/2021	0.00049 (J)	
8/11/2021	0.00051 (J)	
2/15/2022	0.00065 (J)	
8/25/2022	0.001	
2/28/2023		0.00057 (J)
8/3/2023		0.00099 (J)
3/4/2024		<0.001

ND substitution: RL or RL/2 if <15% NDs.

Prediction Limit

Constituent: Nickel (mg/L) Analysis Run 3/29/2024 11:44 AM View: Appendix I - Intrawell

Plant Scherer Data: Scherer Cell 1-CCR

	GWA-16	GWA-16
5/9/2010	<0.001	
6/16/2010	<0.001	
7/27/2010	<0.001	
9/7/2010	<0.001	
4/29/2011	<0.001	
10/28/2011	<0.001	
5/2/2012	<0.001	
11/9/2012	<0.001	
5/8/2013	<0.001	
11/6/2013	<0.001	
5/20/2014	<0.001	
11/8/2014	<0.001	
5/22/2015	<0.001	
11/9/2015	<0.001	
4/6/2016	<0.001	
10/4/2016	<0.001	
4/4/2017	<0.001	
10/5/2017	<0.001	
3/20/2018	0.04 (O)	
10/2/2018	<0.001	
3/26/2019	<0.001	
9/10/2019	0.00037 (J)	
3/18/2020	<0.001	
9/9/2020	<0.001	
4/1/2021	<0.001	
8/11/2021	<0.001	
2/15/2022	<0.001	
8/25/2022	<0.001	
2/28/2023		<0.001
8/3/2023		<0.001
2/28/2024		<0.001

ND substitution: RL or RL/2 if <15% NDs.

Prediction Limit

Constituent: Nickel (mg/L) Analysis Run 3/29/2024 11:44 AM View: Appendix I - Intrawell

Plant Scherer Data: Scherer Cell 1-CCR

	GWA-17	GWA-17
5/8/2010	<0.001	
6/16/2010	<0.001	
7/26/2010	<0.001	
9/7/2010	<0.001	
4/29/2011	<0.001	
10/28/2011	<0.001	
5/2/2012	<0.001	
11/9/2012	<0.001	
5/8/2013	<0.001	
11/6/2013	<0.001	
5/20/2014	<0.001	
11/8/2014	<0.001	
5/22/2015	<0.001	
11/9/2015	<0.001	
4/6/2016	<0.001	
10/5/2016	<0.001	
4/4/2017	<0.001	
10/5/2017	<0.001	
3/20/2018	<0.001	
10/2/2018	<0.001	
3/26/2019	<0.001	
9/10/2019	0.0012	
3/18/2020	<0.001	
9/9/2020	0.00048 (J)	
4/1/2021	0.0004 (J)	
8/11/2021	<0.001	
2/15/2022	<0.001	
8/24/2022	0.00082 (J)	
2/28/2023		<0.001
8/3/2023		<0.001
2/28/2024		<0.001

ND substitution: RL or RL/2 if <15% NDs.

Prediction Limit

Constituent: Nickel (mg/L) Analysis Run 3/29/2024 11:44 AM View: Appendix I - Intrawell

Plant Scherer Data: Scherer Cell 1-CCR

	GWC-1	GWC-1
5/11/2010	<0.0018	
6/17/2010	<0.0018	
7/27/2010	<0.0018	
9/9/2010	<0.0018	
4/28/2011	0.0086 (O)	
10/29/2011	<0.0018	
5/3/2012	<0.0018	
11/9/2012	<0.0018	
5/9/2013	<0.0018	
11/5/2013	<0.0018	
5/23/2014	<0.0018	
11/13/2014	<0.0018	
5/23/2015	<0.0018	
11/11/2015	<0.0018	
4/12/2016	<0.0018	
10/4/2016	<0.0018	
4/5/2017	<0.0018	
10/4/2017	<0.0018	
3/20/2018	<0.0018	
10/2/2018	<0.0018	
3/26/2019	<0.0018	
9/10/2019	0.00065 (J)	
3/18/2020	0.00056 (J)	
9/9/2020	0.00047 (J)	
4/1/2021	0.00073 (J)	
8/18/2021	0.0017	
2/15/2022	0.00052 (J)	
8/24/2022	0.00086 (J)	
2/27/2023		0.0013
8/9/2023		0.0071
10/4/2023		0.00085 (JR)
3/1/2024		0.00096 (J)

ND substitution: RL or RL/2 if <15% NDs.

Prediction Limit

Constituent: Nickel (mg/L) Analysis Run 3/29/2024 11:44 AM View: Appendix I - Intrawell

Plant Scherer Data: Scherer Cell 1-CCR

	GWC-10	GWC-10
5/10/2010	<0.0018	
6/16/2010	<0.0018	
7/28/2010	<0.0018	
9/8/2010	<0.0018	
4/29/2011	<0.0018	
10/27/2011	<0.0018	
5/4/2012	<0.0018	
11/11/2012	<0.0018	
5/9/2013	<0.0018	
11/5/2013	<0.0018	
5/21/2014	<0.0018	
11/12/2014	<0.0018	
5/23/2015	<0.0018	
11/12/2015	<0.0018	
4/13/2016	0.00271	
10/5/2016	<0.0018	
4/6/2017	<0.0018	
10/5/2017	<0.0018	
3/21/2018	<0.0018	
10/2/2018	0.0018 (J)	
3/27/2019	<0.0018	
9/11/2019	0.0016	
3/18/2020	0.0016	
9/9/2020	0.0021	
4/1/2021	0.0012	
10/18/2021	0.002	
2/15/2022	0.0022	
8/25/2022	0.003	
12/28/2022	0.0017 (R)	
2/21/2023		0.0031
8/9/2023		0.0026
3/1/2024		0.0048

ND substitution: RL or RL/2 if <15% NDs.

Prediction Limit

Constituent: Nickel (mg/L) Analysis Run 3/29/2024 11:44 AM View: Appendix I - Intrawell

Plant Scherer Data: Scherer Cell 1-CCR

	GWC-11	GWC-11
5/10/2010	<0.0018	
6/16/2010	<0.0018	
7/27/2010	<0.0018	
9/8/2010	<0.0018	
4/29/2011	<0.0018	
10/27/2011	<0.0018	
5/4/2012	<0.0018	
11/10/2012	<0.0018	
5/9/2013	<0.0018	
11/6/2013	<0.0018	
5/20/2014	<0.0018	
11/12/2014	<0.0018	
5/24/2015	<0.0018	
11/12/2015	<0.0018	
4/13/2016	<0.0018 (D)	
10/5/2016	<0.0018	
4/6/2017	<0.0018	
10/5/2017	<0.0018	
3/21/2018	<0.0018	
10/2/2018	<0.0018	
3/27/2019	<0.0018	
9/11/2019	0.00066 (J)	
3/18/2020	0.0005 (J)	
9/10/2020	0.0012	
4/1/2021	0.00065 (J)	
8/11/2021	0.0006 (J)	
2/16/2022	0.0007 (J)	
8/25/2022	0.00081 (J)	
2/27/2023		0.00085 (J)
8/9/2023		0.00068 (J)
2/29/2024		0.00099 (J)

ND substitution: RL or RL/2 if <15% NDs.

Prediction Limit

Constituent: Nickel (mg/L) Analysis Run 3/29/2024 11:44 AM View: Appendix I - Intrawell

Plant Scherer Data: Scherer Cell 1-CCR

	GWC-12	GWC-12
5/9/2010	<0.0018	
6/18/2010	<0.0018	
7/27/2010	<0.0018	
9/8/2010	<0.0018	
4/29/2011	<0.0018	
10/28/2011	<0.0018	
5/3/2012	<0.0018	
11/10/2012	<0.0018	
5/9/2013	<0.0018	
11/6/2013	<0.0018	
5/20/2014	<0.0018	
11/12/2014	<0.0018	
5/23/2015	<0.0018	
11/12/2015	<0.0018	
4/13/2016	<0.0018 (D)	
10/5/2016	<0.0018	
4/5/2017	<0.0018	
10/5/2017	<0.0018	
3/21/2018	<0.0018 (D)	
10/2/2018	<0.0018	
3/26/2019	<0.0018	
9/11/2019	0.00084 (J)	
3/18/2020	0.0006 (J)	
9/10/2020	0.00088 (J)	
4/1/2021	0.00065 (J)	
8/11/2021	0.0008 (J)	
2/16/2022	0.00076 (J)	
8/26/2022	0.00096 (J)	
2/27/2023		0.0011
8/9/2023		0.00094 (J)
2/29/2024		0.00092 (J)

ND substitution: RL or RL/2 if <15% NDs.

Prediction Limit

Constituent: Nickel (mg/L) Analysis Run 3/29/2024 11:44 AM View: Appendix I - Intrawell

Plant Scherer Data: Scherer Cell 1-CCR

	GWC-13	GWC-13
5/9/2010	<0.001	
6/18/2010	<0.001	
7/29/2010	<0.001	
9/9/2010	<0.001	
4/26/2011	<0.001	
10/28/2011	<0.001	
5/4/2012	<0.001	
11/11/2012	<0.001	
5/8/2013	<0.001	
11/7/2013	<0.001	
5/20/2014	<0.001	
11/12/2014	<0.001	
5/24/2015	<0.001	
11/12/2015	<0.001	
4/13/2016	<0.001 (D)	
10/7/2016	<0.001	
4/6/2017	<0.001	
10/6/2017	<0.001	
3/22/2018	<0.001	
10/3/2018	<0.001	
3/26/2019	<0.001	
9/11/2019	0.00039 (J)	
3/18/2020	0.00061 (J)	
9/10/2020	0.00044 (J)	
4/6/2021	0.00053 (J)	
8/11/2021	<0.001	
2/16/2022	<0.001	
8/26/2022	<0.001	
2/27/2023		<0.001
8/9/2023		0.00043 (J)
3/1/2024		0.00059 (J)

ND substitution: RL or RL/2 if <15% NDs.

Prediction Limit

Constituent: Nickel (mg/L) Analysis Run 3/29/2024 11:44 AM View: Appendix I - Intrawell

Plant Scherer Data: Scherer Cell 1-CCR

	GWC-14	GWC-14
5/9/2010	<0.001	
6/18/2010	<0.001	
7/28/2010	<0.001	
9/9/2010	<0.001	
4/30/2011	<0.001	
10/28/2011	<0.001	
5/3/2012	<0.001	
11/10/2012	<0.001	
5/8/2013	<0.001	
11/5/2013	<0.001	
5/20/2014	<0.001	
11/12/2014	<0.001	
5/24/2015	<0.001	
11/11/2015	<0.001	
4/13/2016	<0.001 (D)	
10/4/2016	<0.001	
4/6/2017	<0.001	
10/5/2017	<0.001	
3/20/2018	<0.001	
10/2/2018	<0.001	
3/26/2019	<0.001	
9/11/2019	<0.001	
3/18/2020	<0.001	
9/9/2020	<0.001	
4/1/2021	<0.001	
8/11/2021	<0.001	
2/16/2022	<0.001	
8/26/2022	<0.001	
2/27/2023		<0.001
8/9/2023		<0.001
3/1/2024		0.0081

ND substitution: RL or RL/2 if <15% NDs.

Prediction Limit

Constituent: Nickel (mg/L) Analysis Run 3/29/2024 11:44 AM View: Appendix I - Intrawell

Plant Scherer Data: Scherer Cell 1-CCR

	GWC-18	GWC-18
5/10/2010	<0.001	
6/16/2010	<0.001	
7/26/2010	<0.001	
9/7/2010	<0.001	
4/29/2011	<0.001	
10/28/2011	<0.001	
5/2/2012	<0.001	
11/9/2012	<0.001	
5/8/2013	<0.001	
11/6/2013	<0.001	
5/23/2014	<0.001	
11/8/2014	<0.001	
5/22/2015	0.0045 (O)	
11/10/2015	<0.001	
4/11/2016	<0.001	
10/5/2016	<0.001	
4/6/2017	<0.001	
10/5/2017	<0.001	
3/20/2018	<0.001	
10/2/2018	<0.001	
3/26/2019	<0.001	
9/11/2019	0.00048 (J)	
3/18/2020	0.00034 (J)	
9/9/2020	0.00064 (J)	
4/1/2021	<0.001	
8/11/2021	<0.001	
2/16/2022	<0.001	
8/25/2022	<0.001	
2/28/2023		<0.001
8/9/2023		<0.001
2/29/2024		<0.001

ND substitution: RL or RL/2 if <15% NDs.

Prediction Limit

Constituent: Nickel (mg/L) Analysis Run 3/29/2024 11:44 AM View: Appendix I - Intrawell

Plant Scherer Data: Scherer Cell 1-CCR

	GWC-19	GWC-19
5/11/2010	<0.001	
6/16/2010	<0.001	
7/27/2010	<0.001	
9/7/2010	<0.001	
4/29/2011	<0.001	
10/28/2011	<0.001	
5/2/2012	<0.001	
11/9/2012	<0.001	
5/9/2013	<0.001	
11/6/2013	<0.001	
5/22/2014	<0.001	
11/8/2014	<0.001	
5/23/2015	0.01 (O)	
11/10/2015	<0.001	
4/11/2016	<0.001	
10/5/2016	<0.001	
4/5/2017	<0.001	
10/5/2017	<0.001	
3/20/2018	<0.001	
10/2/2018	<0.001	
3/26/2019	<0.001	
9/12/2019	0.0015	
3/19/2020	0.00047 (J)	
9/9/2020	0.00039 (J)	
4/5/2021	0.00047 (J)	
8/11/2021	<0.001	
2/16/2022	<0.001	
8/25/2022	0.0017	
2/28/2023		0.0016
8/8/2023		0.00051 (J)
2/29/2024		0.00067 (J)

ND substitution: RL or RL/2 if <15% NDs.

Prediction Limit

Constituent: Nickel (mg/L) Analysis Run 3/29/2024 11:44 AM View: Appendix I - Intrawell

Plant Scherer Data: Scherer Cell 1-CCR

	GWC-2	GWC-2
5/11/2010	0.0033 (O)	
6/19/2010	<0.0018	
7/27/2010	<0.0018	
9/9/2010	<0.0018	
4/28/2011	<0.0018	
10/28/2011	<0.0018	
5/3/2012	<0.0018	
11/9/2012	<0.0018	
5/9/2013	<0.0018	
11/5/2013	<0.0018	
5/22/2014	<0.0018	
11/13/2014	<0.0018	
5/24/2015	<0.0018	
11/11/2015	<0.0018	
4/12/2016	0.00206 (J)	
10/4/2016	0.0023 (J)	
4/6/2017	<0.0018	
10/4/2017	0.0021 (J)	
3/20/2018	<0.0018	
10/2/2018	<0.0018	
3/26/2019	<0.0018	
9/10/2019	0.0022	
3/18/2020	0.0016	
9/9/2020	0.0016	
4/1/2021	0.0022	
8/12/2021	0.0028	
2/15/2022	0.0018	
8/26/2022	0.002	
2/27/2023		0.0038
8/9/2023		0.0017
3/1/2024		0.0018

ND substitution: RL or RL/2 if <15% NDs.

Prediction Limit

Constituent: Nickel (mg/L) Analysis Run 3/29/2024 11:44 AM View: Appendix I - Intrawell

Plant Scherer Data: Scherer Cell 1-CCR

	GWC-20	GWC-20
5/11/2010	<0.001	
6/17/2010	<0.001	
7/27/2010	<0.001	
9/7/2010	<0.001	
4/29/2011	<0.001	
10/28/2011	0.003 (J)	
5/3/2012	<0.001	
11/10/2012	<0.001	
5/9/2013	<0.001	
11/6/2013	<0.001	
5/22/2014	<0.001	
11/9/2014	<0.001	
5/24/2015	0.0063 (O)	
11/10/2015	<0.001	
4/12/2016	<0.001	
10/5/2016	<0.001	
4/6/2017	0.002 (J)	
10/5/2017	<0.001	
3/21/2018	<0.001	
10/3/2018	<0.001	
3/26/2019	<0.001	
9/12/2019	0.00097 (J)	
3/19/2020	0.00098 (J)	
9/10/2020	0.00098 (J)	
4/5/2021	0.00048 (J)	
8/11/2021	0.00056 (J)	
2/16/2022	0.00055 (J)	
8/25/2022	0.00074 (J)	
2/28/2023		<0.001
8/8/2023		0.00067 (J)
3/1/2024		0.00059 (J)

ND substitution: RL or RL/2 if <15% NDs.

Prediction Limit

Constituent: Nickel (mg/L) Analysis Run 3/29/2024 11:44 AM View: Appendix I - Intrawell

Plant Scherer Data: Scherer Cell 1-CCR

	GWC-3	GWC-3
5/11/2010	<0.0018	
6/17/2010	<0.0018	
7/28/2010	0.019 (O)	
9/7/2010	0.0093 (O)	
4/29/2011	<0.0018	
10/28/2011	<0.0018	
5/3/2012	<0.0018	
11/9/2012	0.0035 (J)	
5/10/2013	0.0081 (O)	
11/6/2013	<0.0018	
5/22/2014	<0.0018	
11/9/2014	<0.0018	
5/22/2015	<0.0018	
11/10/2015	<0.0018	
4/12/2016	<0.0018 (D)	
10/5/2016	<0.0018	
4/6/2017	<0.0018	
10/5/2017	<0.0018	
3/21/2018	0.0022 (J)	
10/3/2018	0.0018 (J)	
3/26/2019	<0.0018	
9/10/2019	0.0016	
3/18/2020	0.00091 (J)	
9/10/2020	0.0014	
4/6/2021	0.0018	
8/12/2021	0.0029	
2/15/2022	0.0013	
8/25/2022	0.0024	
2/28/2023		0.0011
8/9/2023		0.00078 (J)
3/4/2024		0.0014

ND substitution: RL or RL/2 if <15% NDs.

Prediction Limit

Constituent: Nickel (mg/L) Analysis Run 3/29/2024 11:44 AM View: Appendix I - Intrawell

Plant Scherer Data: Scherer Cell 1-CCR

	GWC-4	GWC-4
5/11/2010	<0.0018	
6/17/2010	<0.0018	
7/28/2010	<0.0018	
9/8/2010	<0.0018	
4/28/2011	<0.0018	
10/29/2011	<0.0018	
5/3/2012	<0.0018	
11/10/2012	<0.0018	
5/10/2013	<0.0018	
11/6/2013	<0.0018	
5/22/2014	<0.0018	
11/9/2014	<0.0018	
5/22/2015	<0.0018	
11/11/2015	<0.0018	
4/12/2016	<0.0018	
10/6/2016	0.0021 (J)	
4/6/2017	<0.0018	
10/6/2017	<0.0018	
3/21/2018	<0.0018	
10/3/2018	<0.0018	
3/26/2019	0.0036	
9/10/2019	0.00079 (J)	
3/19/2020	0.00073 (J)	
9/10/2020	0.0013	
4/2/2021	0.0012	
8/12/2021	0.00076 (J)	
2/15/2022	0.00076 (J)	
8/25/2022	0.0015	
2/27/2023		0.0012
8/8/2023		0.001
2/29/2024		0.0015

ND substitution: RL or RL/2 if <15% NDs.

Prediction Limit

Constituent: Nickel (mg/L) Analysis Run 3/29/2024 11:44 AM View: Appendix I - Intrawell

Plant Scherer Data: Scherer Cell 1-CCR

	GWC-5	GWC-5
5/11/2010	<0.001	
6/18/2010	<0.001	
7/27/2010	<0.001	
9/9/2010	<0.001	
4/29/2011	<0.001	
10/28/2011	<0.001	
5/4/2012	<0.001	
11/10/2012	<0.001	
5/9/2013	<0.001	
11/6/2013	<0.001	
5/22/2014	<0.001	
11/9/2014	<0.001	
5/24/2015	0.006 (O)	
11/11/2015	<0.001	
4/19/2016	0.00268 (J)	
10/6/2016	<0.001	
4/6/2017	0.0018 (J)	
10/5/2017	<0.001	
3/22/2018	0.0019 (J)	
10/3/2018	<0.001	
3/27/2019	<0.001	
9/11/2019	0.0007 (J)	
3/18/2020	0.00068 (J)	
9/9/2020	0.00039 (J)	
4/1/2021	0.00042 (J)	
8/12/2021	0.00061 (J)	
2/15/2022	0.001	
8/25/2022	0.00071 (J)	
2/28/2023		<0.001
8/8/2023		<0.001
2/29/2024		0.00049 (J)

ND substitution: RL or RL/2 if <15% NDs.

Prediction Limit

Constituent: Nickel (mg/L) Analysis Run 3/29/2024 11:44 AM View: Appendix I - Intrawell

Plant Scherer Data: Scherer Cell 1-CCR

	GWC-6	GWC-6
5/11/2010	0.0034	
6/18/2010	0.0046	
7/27/2010	<0.0018	
9/9/2010	<0.0018	
4/30/2011	<0.0018	
10/29/2011	<0.0018	
5/4/2012	<0.0018	
11/10/2012	0.0053	
5/9/2013	<0.0018	
11/7/2013	<0.0018	
5/21/2014	<0.0018	
11/9/2014	<0.0018	
5/24/2015	0.0047	
11/11/2015	<0.0018	
4/12/2016	<0.0018	
10/6/2016	<0.0018	
4/6/2017	<0.0018	
10/6/2017	<0.0018	
3/21/2018	<0.0018	
10/3/2018	<0.0018	
3/26/2019	<0.0018	
9/11/2019	0.00099 (J)	
3/18/2020	0.00062 (J)	
9/10/2020	0.0009 (J)	
4/5/2021	0.00088 (J)	
8/11/2021	0.00074 (J)	
2/15/2022	0.00089 (J)	
8/25/2022	0.0013	
2/27/2023		0.0008 (J)
8/8/2023		0.00075 (J)
2/29/2024		0.00098 (J)

ND substitution: RL or RL/2 if <15% NDs.

Prediction Limit

Constituent: Nickel (mg/L) Analysis Run 3/29/2024 11:44 AM View: Appendix I - Intrawell

Plant Scherer Data: Scherer Cell 1-CCR

	GWC-7	GWC-7
5/10/2010	<0.001	
6/18/2010	<0.001	
7/28/2010	<0.001	
9/9/2010	<0.001	
4/30/2011	<0.001	
10/29/2011	<0.001	
5/4/2012	<0.001	
11/10/2012	<0.001	
5/9/2013	<0.001	
11/7/2013	<0.001	
5/21/2014	<0.001	
11/12/2014	<0.001	
5/24/2015	0.0044	
11/11/2015	<0.001	
4/13/2016	<0.001 (D)	
10/6/2016	<0.001	
4/7/2017	<0.001	
10/6/2017	<0.001	
3/22/2018	<0.001	
10/4/2018	<0.001	
3/27/2019	<0.001	
9/11/2019	0.00046 (J)	
3/19/2020	<0.001	
9/10/2020	0.0007 (J)	
4/1/2021	0.00036 (J)	
8/11/2021	<0.001	
2/15/2022	<0.001	
8/25/2022	0.0015	
2/27/2023		0.01
5/2/2023		<0.001
8/8/2023		<0.001
2/29/2024		<0.001

ND substitution: RL or RL/2 if <15% NDs.

Prediction Limit

Constituent: Nickel (mg/L) Analysis Run 3/29/2024 11:44 AM View: Appendix I - Intrawell

Plant Scherer Data: Scherer Cell 1-CCR

	GWC-8A	GWC-8A
5/10/2010	<0.0018	
6/19/2010	<0.0018	
7/28/2010	<0.0018	
9/8/2010	<0.0018	
4/30/2011	0.008 (O)	
10/27/2011	0.0044 (J)	
5/4/2012	0.0032 (J)	
11/11/2012	0.0069	
5/10/2013	0.0093 (O)	
11/7/2013	0.0033 (J)	
5/21/2014	<0.0018	
11/13/2014	0.0049 (J)	
5/23/2015	0.003 (J)	
11/11/2015	<0.0018	
4/19/2016	0.00247 (J)	
10/10/2016	<0.0018	
4/7/2017	0.0022 (J)	
10/9/2017	<0.0018	
3/22/2018	<0.0018	
10/4/2018	<0.0018	
3/27/2019	<0.0018	
9/11/2019	0.0013	
3/18/2020	0.0044	
9/9/2020	0.0036	
4/5/2021	0.0058	
8/12/2021	0.0035	
2/15/2022	0.0055	
8/25/2022	0.0053	
2/27/2023		0.007
5/2/2023		0.0062
8/8/2023		0.0087
10/4/2023		0.0052 (R)
2/29/2024		0.0055

ND substitution: RL or RL/2 if <15% NDs.

Prediction Limit

Constituent: Nickel (mg/L) Analysis Run 3/29/2024 11:44 AM View: Appendix I - Intrawell

Plant Scherer Data: Scherer Cell 1-CCR

	GWC-9	GWC-9
5/10/2010	<0.001	
6/16/2010	<0.001	
7/27/2010	<0.001	
9/8/2010	<0.001	
4/29/2011	<0.001	
10/27/2011	<0.001	
5/3/2012	<0.001	
11/11/2012	<0.001	
5/9/2013	<0.001	
11/6/2013	<0.001	
5/21/2014	<0.001	
11/12/2014	<0.001	
5/23/2015	<0.001	
11/12/2015	<0.001	
4/13/2016	<0.001 (D)	
10/6/2016	<0.001	
4/6/2017	<0.001	
10/5/2017	<0.001	
3/21/2018	<0.001	
10/2/2018	<0.001	
3/27/2019	<0.001	
9/11/2019	0.00063 (J)	
3/18/2020	<0.001	
9/9/2020	0.00046 (J)	
4/1/2021	0.00058 (J)	
8/12/2021	0.00045 (J)	
2/15/2022	<0.001	
8/25/2022	0.0042	
12/28/2022	0.00068 (J,R)	
2/27/2023		0.00091 (J)
8/8/2023		0.00066 (J)
3/1/2024		0.00086 (J)

ND substitution: RL or RL/2 if <15% NDs.

Prediction Limit

Constituent: Selenium, Total (mg/L) Analysis Run 3/29/2024 11:44 AM View: Appendix I - Intrawell

Plant Scherer Data: Scherer Cell 1-CCR

	GWA-15	GWA-15
5/9/2010	<0.005	
6/18/2010	<0.005	
7/28/2010	<0.005	
9/9/2010	<0.005	
4/30/2011	<0.005	
10/28/2011	<0.005	
5/2/2012	<0.005	
11/9/2012	<0.005	
5/8/2013	<0.005	
11/5/2013	<0.005	
5/20/2014	<0.005	
11/12/2014	<0.005	
5/22/2015	<0.005	
11/11/2015	<0.005	
4/6/2016	<0.005	
6/15/2016	<0.005	
8/10/2016	<0.005	
10/4/2016	<0.005	
11/30/2016	<0.005	
2/7/2017	<0.005	
4/4/2017	0.00067 (J)	
6/20/2017	<0.005	
10/4/2017	<0.005	
3/20/2018	<0.005 (XD)	
10/2/2018	<0.005	
3/26/2019	<0.005	
9/10/2019	<0.005	
3/18/2020	<0.005	
9/9/2020	<0.005	
4/1/2021	<0.005	
8/11/2021	<0.005	
2/15/2022	<0.005	
8/25/2022	<0.005	
2/28/2023		<0.005
8/3/2023		<0.005
3/4/2024		<0.005

ND substitution: RL or RL/2 if <15% NDs.

Prediction Limit

Constituent: Selenium, Total (mg/L) Analysis Run 3/29/2024 11:44 AM View: Appendix I - Intrawell

Plant Scherer Data: Scherer Cell 1-CCR

	GWA-16	GWA-16
5/9/2010	<0.005	
6/16/2010	<0.005	
7/27/2010	<0.005	
9/7/2010	<0.005	
4/29/2011	<0.005	
10/28/2011	<0.005	
5/2/2012	<0.005	
11/9/2012	<0.005	
5/8/2013	<0.005	
11/6/2013	<0.005	
5/20/2014	<0.005	
11/8/2014	<0.005	
5/22/2015	<0.005	
11/9/2015	0.0043	
4/6/2016	<0.005	
6/15/2016	<0.005	
8/10/2016	<0.005	
10/4/2016	<0.005	
11/29/2016	0.00024 (J)	
2/7/2017	<0.005	
4/4/2017	0.0017	
6/20/2017	<0.005	
10/5/2017	<0.005	
3/20/2018	<0.005	
10/2/2018	<0.005	
3/26/2019	<0.005	
9/10/2019	<0.005	
3/18/2020	<0.005	
9/9/2020	<0.005	
4/1/2021	<0.005	
8/11/2021	<0.005	
2/15/2022	<0.005	
8/25/2022	<0.005	
2/28/2023		<0.005
8/3/2023		<0.005
2/28/2024		<0.005

ND substitution: RL or RL/2 if <15% NDs.

Prediction Limit

Constituent: Selenium, Total (mg/L) Analysis Run 3/29/2024 11:44 AM View: Appendix I - Intrawell

Plant Scherer Data: Scherer Cell 1-CCR

	GWA-17	GWA-17
5/8/2010	<0.005	
6/16/2010	<0.005	
7/26/2010	<0.005	
9/7/2010	<0.005	
4/29/2011	<0.005	
10/28/2011	<0.005	
5/2/2012	<0.005	
11/9/2012	<0.005	
5/8/2013	0.0044	
11/6/2013	<0.005	
5/20/2014	<0.005	
11/8/2014	<0.005	
5/22/2015	<0.005	
11/9/2015	<0.005	
4/6/2016	<0.005	
6/15/2016	<0.005	
8/10/2016	<0.005	
10/5/2016	<0.005	
11/29/2016	<0.005	
2/7/2017	<0.005	
4/4/2017	<0.005	
6/20/2017	<0.005	
10/5/2017	0.00027 (J)	
3/20/2018	<0.005	
10/2/2018	<0.005	
3/26/2019	<0.005	
9/10/2019	<0.005	
3/18/2020	<0.005	
9/9/2020	<0.005	
4/1/2021	<0.005	
8/11/2021	<0.005	
2/15/2022	<0.005	
8/24/2022	<0.005	
2/28/2023		<0.005
8/3/2023		<0.005
2/28/2024		<0.005

ND substitution: RL or RL/2 if <15% NDs.

Prediction Limit

Constituent: Selenium, Total (mg/L) Analysis Run 3/29/2024 11:44 AM View: Appendix I - Intrawell

Plant Scherer Data: Scherer Cell 1-CCR

	GWC-1	GWC-1
5/11/2010	<0.005	
6/17/2010	<0.005	
7/27/2010	<0.005	
9/9/2010	<0.005	
4/28/2011	<0.005	
10/29/2011	<0.005	
5/3/2012	<0.005	
11/9/2012	<0.005	
5/9/2013	<0.005	
11/5/2013	<0.005	
5/23/2014	<0.005	
11/13/2014	<0.005	
5/23/2015	0.0053	
11/11/2015	<0.005	
4/12/2016	<0.005	
6/16/2016	<0.005	
8/11/2016	<0.005	
10/4/2016	0.00037 (J)	
11/30/2016	<0.005	
2/7/2017	<0.005	
4/5/2017	<0.005	
6/20/2017	<0.005	
10/4/2017	<0.005	
3/20/2018	<0.005 (X)	
10/2/2018	<0.005	
3/26/2019	<0.005	
9/10/2019	<0.005	
3/18/2020	<0.005	
9/9/2020	<0.005	
4/1/2021	<0.005	
8/18/2021	<0.005	
2/15/2022	<0.005	
8/24/2022	<0.005	
2/27/2023		<0.005
8/9/2023		<0.005
3/1/2024		<0.005

ND substitution: RL or RL/2 if <15% NDs.

Prediction Limit

Constituent: Selenium, Total (mg/L) Analysis Run 3/29/2024 11:44 AM View: Appendix I - Intrawell

Plant Scherer Data: Scherer Cell 1-CCR

	GWC-10	GWC-10
5/10/2010	<0.005	
6/16/2010	<0.005	
7/28/2010	<0.005	
9/8/2010	<0.005	
4/29/2011	<0.005	
10/27/2011	<0.005	
5/4/2012	<0.005	
11/11/2012	<0.005	
5/9/2013	<0.005	
11/5/2013	<0.005	
5/21/2014	<0.005	
11/12/2014	<0.005	
5/23/2015	0.0043	
11/12/2015	0.0046	
4/13/2016	<0.005 (D)	
6/21/2016	<0.005	
8/15/2016	<0.005	
10/5/2016	<0.005	
12/1/2016	<0.005	
2/8/2017	<0.005	
4/6/2017	<0.005	
6/21/2017	<0.005	
10/5/2017	<0.005	
3/21/2018	<0.005	
10/2/2018	<0.005	
3/27/2019	<0.005	
9/11/2019	<0.005	
3/18/2020	<0.005	
9/9/2020	<0.005	
4/1/2021	<0.005	
8/17/2021	<0.005	
2/15/2022	<0.005	
8/25/2022	<0.005	
2/21/2023		<0.005
8/9/2023		<0.005
3/1/2024		<0.005

ND substitution: RL or RL/2 if <15% NDs.

Prediction Limit

Constituent: Selenium, Total (mg/L) Analysis Run 3/29/2024 11:44 AM View: Appendix I - Intrawell

Plant Scherer Data: Scherer Cell 1-CCR

	GWC-11	GWC-11
5/10/2010	<0.005	
6/16/2010	<0.005	
7/27/2010	<0.005	
9/8/2010	<0.005	
4/29/2011	<0.005	
10/27/2011	<0.005	
5/4/2012	<0.005	
11/10/2012	<0.005	
5/9/2013	<0.005	
11/6/2013	<0.005	
5/20/2014	<0.005	
11/12/2014	<0.005	
5/24/2015	0.005	
11/12/2015	0.0042	
4/13/2016	<0.005 (D)	
6/21/2016	<0.005	
8/15/2016	<0.005	
10/5/2016	<0.005	
12/1/2016	<0.005	
2/8/2017	<0.005	
4/6/2017	0.00031 (J)	
6/20/2017	<0.005	
10/5/2017	<0.005	
3/21/2018	<0.005	
10/2/2018	<0.005	
3/27/2019	<0.005	
3/18/2020	<0.005	
9/10/2020	<0.005	
4/1/2021	<0.005	
8/11/2021	<0.005	
2/16/2022	<0.005	
8/25/2022	<0.005	
2/27/2023		<0.005
8/9/2023		<0.005
2/29/2024		<0.005

ND substitution: RL or RL/2 if <15% NDs.

Prediction Limit

Constituent: Selenium, Total (mg/L) Analysis Run 3/29/2024 11:44 AM View: Appendix I - Intrawell

Plant Scherer Data: Scherer Cell 1-CCR

	GWC-12	GWC-12
5/9/2010	<0.005	
6/18/2010	<0.005	
7/27/2010	<0.005	
9/8/2010	<0.005	
4/29/2011	<0.005	
10/28/2011	0.004	
5/3/2012	<0.005	
11/10/2012	<0.005	
5/9/2013	<0.005	
11/6/2013	<0.005	
5/20/2014	<0.005	
11/12/2014	<0.005	
5/23/2015	<0.005	
11/12/2015	<0.005	
4/13/2016	<0.005 (D)	
6/21/2016	<0.005	
8/15/2016	<0.005	
10/5/2016	<0.005	
12/1/2016	<0.005	
2/8/2017	<0.005	
4/5/2017	<0.005	
6/20/2017	<0.005	
10/5/2017	<0.005	
3/21/2018	<0.005 (D)	
10/2/2018	<0.005	
3/26/2019	<0.005	
9/11/2019	<0.005	
3/18/2020	<0.005	
9/10/2020	<0.005	
4/1/2021	<0.005	
8/11/2021	<0.005	
2/16/2022	<0.005	
8/26/2022	<0.005	
2/27/2023		<0.005
8/9/2023		<0.005
2/29/2024		<0.005

ND substitution: RL or RL/2 if <15% NDs.

Prediction Limit

Constituent: Selenium, Total (mg/L) Analysis Run 3/29/2024 11:44 AM View: Appendix I - Intrawell

Plant Scherer Data: Scherer Cell 1-CCR

	GWC-14	GWC-14
5/9/2010	<0.005	
6/18/2010	<0.005	
7/28/2010	<0.005	
9/9/2010	<0.005	
4/30/2011	<0.005	
10/28/2011	<0.005	
5/3/2012	<0.005	
11/10/2012	<0.005	
5/8/2013	<0.005	
11/5/2013	<0.005	
5/20/2014	<0.005	
11/12/2014	<0.005	
5/24/2015	<0.005	
11/11/2015	0.0052	
4/13/2016	<0.005 (D)	
6/21/2016	<0.005	
8/15/2016	<0.005	
10/4/2016	<0.005	
12/1/2016	0.00025 (J)	
2/7/2017	<0.005	
4/6/2017	<0.005	
6/20/2017	<0.005	
10/5/2017	<0.005	
3/20/2018	<0.005	
10/2/2018	<0.005	
3/26/2019	<0.005	
9/11/2019	<0.005	
3/18/2020	<0.005	
9/9/2020	<0.005	
4/1/2021	<0.005	
8/11/2021	<0.005	
2/16/2022	<0.005	
8/26/2022	<0.005	
2/27/2023		<0.005
8/9/2023		<0.005
3/1/2024		<0.005

ND substitution: RL or RL/2 if <15% NDs.

Prediction Limit

Constituent: Selenium, Total (mg/L) Analysis Run 3/29/2024 11:44 AM View: Appendix I - Intrawell

Plant Scherer Data: Scherer Cell 1-CCR

	GWC-18	GWC-18
5/10/2010	<0.005	
6/16/2010	<0.005	
7/26/2010	<0.005	
9/7/2010	<0.005	
4/29/2011	<0.005	
10/28/2011	<0.005	
5/2/2012	<0.005	
11/9/2012	<0.005	
5/8/2013	<0.005	
11/6/2013	<0.005	
5/23/2014	<0.005	
11/8/2014	<0.005	
5/22/2015	<0.005	
11/10/2015	0.0041	
4/11/2016	<0.005	
6/16/2016	<0.005	
8/11/2016	<0.005	
10/5/2016	<0.005	
11/29/2016	<0.005	
2/8/2017	<0.005	
4/6/2017	<0.005	
6/21/2017	<0.005	
10/5/2017	<0.005	
3/20/2018	<0.005	
10/2/2018	<0.005	
3/26/2019	<0.005	
9/11/2019	<0.005	
3/18/2020	<0.005	
9/9/2020	<0.005	
4/1/2021	<0.005	
8/11/2021	<0.005	
2/16/2022	<0.005	
8/25/2022	<0.005	
2/28/2023		<0.005
8/9/2023		<0.005
2/29/2024		<0.005

ND substitution: RL or RL/2 if <15% NDs.

Prediction Limit

Constituent: Selenium, Total (mg/L) Analysis Run 3/29/2024 11:44 AM View: Appendix I - Intrawell

Plant Scherer Data: Scherer Cell 1-CCR

	GWC-19	GWC-19
5/11/2010	<0.005	
6/16/2010	<0.005	
7/27/2010	<0.005	
9/7/2010	<0.005	
4/29/2011	<0.005	
10/28/2011	<0.005	
5/2/2012	<0.005	
11/9/2012	<0.005	
5/9/2013	<0.005	
11/6/2013	<0.005	
5/22/2014	<0.005	
11/8/2014	<0.005	
5/23/2015	<0.005	
11/10/2015	0.0044	
4/11/2016	<0.005	
6/16/2016	<0.005	
8/11/2016	<0.005	
10/5/2016	<0.005	
11/29/2016	<0.005	
2/8/2017	<0.005	
4/5/2017	<0.005	
6/21/2017	<0.005	
10/5/2017	<0.005	
3/20/2018	<0.005	
10/2/2018	<0.005	
3/26/2019	<0.005	
9/12/2019	<0.005	
3/19/2020	<0.005	
9/9/2020	<0.005	
4/5/2021	<0.005	
8/11/2021	<0.005	
2/16/2022	<0.005	
8/25/2022	<0.005	
2/28/2023		<0.005
8/8/2023		<0.005
2/29/2024		<0.005

ND substitution: RL or RL/2 if <15% NDs.

Prediction Limit

Constituent: Selenium, Total (mg/L) Analysis Run 3/29/2024 11:44 AM View: Appendix I - Intrawell

Plant Scherer Data: Scherer Cell 1-CCR

	GWC-2	GWC-2
5/11/2010	<0.005	
6/19/2010	<0.005	
7/27/2010	<0.005	
9/9/2010	<0.005	
4/28/2011	<0.005	
10/28/2011	<0.005	
5/3/2012	<0.005	
11/9/2012	<0.005	
5/9/2013	<0.005	
11/5/2013	<0.005	
5/22/2014	<0.005	
11/13/2014	<0.005	
5/24/2015	0.0044	
11/11/2015	0.0045	
4/12/2016	<0.005	
6/16/2016	<0.005	
8/11/2016	<0.005	
10/4/2016	<0.005	
11/30/2016	<0.005	
2/7/2017	<0.005	
4/6/2017	0.0023	
6/20/2017	<0.005	
10/4/2017	<0.005	
3/20/2018	<0.005 (X)	
10/2/2018	<0.005	
3/26/2019	<0.005	
9/10/2019	<0.005	
3/18/2020	<0.005	
9/9/2020	<0.005	
4/1/2021	<0.005	
8/12/2021	<0.005	
2/15/2022	<0.005	
8/26/2022	<0.005	
2/27/2023		0.00075 (J)
8/9/2023		<0.005
3/1/2024		<0.005

ND substitution: RL or RL/2 if <15% NDs.

Prediction Limit

Constituent: Selenium, Total (mg/L) Analysis Run 3/29/2024 11:44 AM View: Appendix I - Intrawell

Plant Scherer Data: Scherer Cell 1-CCR

	GWC-3	GWC-3
5/11/2010	<0.005	
6/17/2010	<0.005	
7/28/2010	<0.005	
9/7/2010	<0.005	
4/29/2011	<0.005	
10/28/2011	<0.005	
5/3/2012	<0.005	
11/9/2012	<0.005	
5/10/2013	<0.005	
11/6/2013	<0.005	
5/22/2014	<0.005	
11/9/2014	<0.005	
5/22/2015	<0.005	
11/10/2015	<0.005	
4/12/2016	<0.005 (D)	
6/20/2016	<0.005	
8/12/2016	0.00036 (J)	
10/5/2016	<0.005	
11/30/2016	<0.005	
2/8/2017	<0.005	
4/6/2017	<0.005	
6/21/2017	<0.005	
10/5/2017	<0.005	
3/21/2018	<0.005	
10/3/2018	<0.005	
3/26/2019	<0.005	
9/10/2019	<0.005	
3/18/2020	<0.005	
9/10/2020	<0.005	
4/6/2021	<0.005	
8/12/2021	<0.005	
2/15/2022	<0.005	
8/25/2022	<0.005	
2/28/2023		<0.005
8/9/2023		<0.005
3/4/2024		<0.005

ND substitution: RL or RL/2 if <15% NDs.

Prediction Limit

Constituent: Selenium, Total (mg/L) Analysis Run 3/29/2024 11:44 AM View: Appendix I - Intrawell

Plant Scherer Data: Scherer Cell 1-CCR

	GWC-4	GWC-4
5/11/2010	<0.005	
6/17/2010	<0.005	
7/28/2010	<0.005	
9/8/2010	<0.005	
4/28/2011	<0.005	
10/29/2011	<0.005	
5/3/2012	<0.005	
11/10/2012	<0.005	
5/10/2013	<0.005	
11/6/2013	<0.005	
5/22/2014	<0.005	
11/9/2014	<0.005	
5/22/2015	<0.005	
11/11/2015	<0.005	
4/12/2016	<0.005	
6/20/2016	<0.005	
8/12/2016	<0.005	
10/6/2016	<0.005	
11/30/2016	<0.005	
2/8/2017	<0.005	
4/6/2017	<0.005	
6/22/2017	<0.005	
10/6/2017	<0.005	
3/21/2018	<0.005 (X)	
10/3/2018	<0.005	
3/26/2019	<0.005	
9/10/2019	<0.005	
3/19/2020	<0.005	
9/10/2020	<0.005	
4/2/2021	<0.005	
8/12/2021	<0.005	
2/15/2022	0.0013 (J)	
8/25/2022	0.0012 (J)	
2/27/2023		0.0039 (J)
8/8/2023		0.0041 (J)
2/29/2024		0.0042 (J)

ND substitution: RL or RL/2 if <15% NDs.

Prediction Limit

Constituent: Selenium, Total (mg/L) Analysis Run 3/29/2024 11:44 AM View: Appendix I - Intrawell

Plant Scherer Data: Scherer Cell 1-CCR

	GWC-5	GWC-5
5/11/2010	<0.01	
6/18/2010	<0.01	
7/27/2010	<0.01	
9/9/2010	<0.01	
4/29/2011	<0.01	
10/28/2011	<0.01	
5/4/2012	<0.01	
11/10/2012	<0.01	
5/9/2013	<0.01	
11/6/2013	<0.01	
5/22/2014	<0.01	
11/9/2014	<0.01	
5/24/2015	0.013 (J)	
11/11/2015	0.037	
4/19/2016	0.0587	
6/22/2016	0.0435	
8/16/2016	0.029	
10/6/2016	0.027	
12/1/2016	0.029	
2/9/2017	0.031	
4/6/2017	0.043	
6/21/2017	0.052	
10/5/2017	0.038	
3/22/2018	0.038	
10/3/2018	0.021	
3/27/2019	0.023	
9/11/2019	0.0079	
3/18/2020	0.014	
9/9/2020	0.0054	
4/1/2021	0.0065	
8/12/2021	0.0088	
2/15/2022	0.0058	
8/25/2022	0.0043 (J)	
2/28/2023		0.0033 (J)
8/8/2023		0.003 (J)
2/29/2024		0.0018 (J)

Prediction Limit

Constituent: Selenium, Total (mg/L) Analysis Run 3/29/2024 11:44 AM View: Appendix I - Intrawell

Plant Scherer Data: Scherer Cell 1-CCR

	GWC-6	GWC-6
5/11/2010	<0.005	
6/18/2010	<0.005	
7/27/2010	<0.005	
9/9/2010	<0.005	
4/30/2011	<0.005	
10/29/2011	<0.005	
5/4/2012	<0.005	
11/10/2012	<0.005	
5/9/2013	<0.005	
11/7/2013	<0.005	
5/21/2014	<0.005	
11/9/2014	<0.005	
5/24/2015	<0.005	
11/11/2015	0.007	
4/12/2016	<0.005	
6/20/2016	0.00032 (J)	
8/12/2016	0.00035 (J)	
10/6/2016	0.00029 (J)	
11/30/2016	0.00026 (J)	
2/9/2017	<0.005	
4/6/2017	<0.005	
6/21/2017	0.00031 (J)	
10/6/2017	<0.005	
3/21/2018	<0.005 (X)	
10/3/2018	0.00056 (J)	
3/26/2019	<0.005	
9/11/2019	<0.005	
3/18/2020	<0.005	
9/10/2020	<0.005	
4/5/2021	<0.005	
8/11/2021	<0.005	
2/15/2022	<0.005	
8/25/2022	<0.005	
2/27/2023		<0.005
8/8/2023		<0.005
2/29/2024		<0.005

ND substitution: RL or RL/2 if <15% NDs.

Prediction Limit

Constituent: Selenium, Total (mg/L) Analysis Run 3/29/2024 11:44 AM View: Appendix I - Intrawell

Plant Scherer Data: Scherer Cell 1-CCR

	GWC-7	GWC-7
5/10/2010	<0.005	
6/18/2010	<0.005	
7/28/2010	<0.005	
9/9/2010	<0.005	
4/30/2011	<0.005	
10/29/2011	<0.005	
5/4/2012	<0.005	
11/10/2012	<0.005	
5/9/2013	<0.005	
11/7/2013	<0.005	
5/21/2014	<0.005	
11/12/2014	<0.005	
5/24/2015	0.0053	
11/11/2015	0.0049	
4/13/2016	<0.005 (D)	
6/20/2016	<0.005	
8/15/2016	<0.005	
10/6/2016	<0.005	
12/1/2016	<0.005	
2/9/2017	<0.005	
4/7/2017	<0.005	
6/22/2017	<0.005	
10/6/2017	<0.005	
3/22/2018	<0.005	
10/4/2018	<0.005	
3/27/2019	<0.005	
9/11/2019	<0.005	
3/19/2020	<0.005	
9/10/2020	<0.005	
4/1/2021	<0.005	
8/11/2021	<0.005	
2/15/2022	<0.005	
8/25/2022	<0.005	
2/27/2023		<0.005
8/8/2023		<0.005
2/29/2024		<0.005

ND substitution: RL or RL/2 if <15% NDs.

Prediction Limit

Constituent: Selenium, Total (mg/L) Analysis Run 3/29/2024 11:44 AM View: Appendix I - Intrawell

Plant Scherer Data: Scherer Cell 1-CCR

	GWC-8A	GWC-8A
5/10/2010	<0.005	
6/19/2010	<0.005	
7/28/2010	<0.005	
9/8/2010	<0.005	
4/30/2011	<0.005	
10/27/2011	<0.005	
5/4/2012	<0.005	
11/11/2012	<0.005	
5/10/2013	<0.005	
11/7/2013	<0.005	
5/21/2014	<0.005	
11/13/2014	<0.005	
5/23/2015	0.0045	
11/11/2015	0.0043	
4/19/2016	<0.005	
10/10/2016	<0.005	
12/1/2016	<0.005	
2/9/2017	<0.005	
4/7/2017	<0.005	
6/21/2017	<0.005	
8/15/2017	<0.005	
9/1/2017	0.00044 (J)	
10/9/2017	<0.005	
3/22/2018	0.00032 (J)	
10/4/2018	<0.005	
3/27/2019	<0.005	
9/11/2019	<0.005	
3/18/2020	<0.005	
9/9/2020	<0.005	
4/5/2021	<0.005	
8/12/2021	<0.005	
2/15/2022	<0.005	
8/25/2022	<0.005	
2/27/2023		<0.005
8/8/2023		<0.005
2/29/2024		<0.005

ND substitution: RL or RL/2 if <15% NDs.

Prediction Limit

Constituent: Selenium, Total (mg/L) Analysis Run 3/29/2024 11:44 AM View: Appendix I - Intrawell

Plant Scherer Data: Scherer Cell 1-CCR

	GWC-9	GWC-9
5/10/2010	<0.005	
6/16/2010	<0.005	
7/27/2010	<0.005	
9/8/2010	<0.005	
4/29/2011	<0.005	
10/27/2011	<0.005	
5/3/2012	<0.005	
11/11/2012	<0.005	
5/9/2013	<0.005	
11/6/2013	<0.005	
5/21/2014	<0.005	
11/12/2014	<0.005	
5/23/2015	<0.005	
11/12/2015	0.0065	
4/13/2016	<0.005 (D)	
6/22/2016	<0.005	
8/15/2016	<0.005	
10/6/2016	<0.005	
12/1/2016	<0.005	
2/8/2017	<0.005	
4/6/2017	<0.005	
6/21/2017	<0.005	
10/5/2017	<0.005	
3/21/2018	<0.005 (X)	
10/2/2018	<0.005	
3/27/2019	<0.005	
9/11/2019	<0.005	
3/18/2020	<0.005	
9/9/2020	<0.005	
4/1/2021	<0.005	
8/12/2021	<0.005	
2/15/2022	<0.005	
8/25/2022	<0.005	
2/27/2023		<0.005
8/8/2023		<0.005
3/1/2024		<0.005

ND substitution: RL or RL/2 if <15% NDs.

Prediction Limit

Constituent: Thallium, Total (mg/L) Analysis Run 3/29/2024 11:44 AM View: Appendix I - Intrawell

Plant Scherer Data: Scherer Cell 1-CCR

	GWA-15	GWA-15
5/9/2010	<0.001	
6/18/2010	<0.001	
7/28/2010	<0.001	
9/9/2010	<0.001	
4/30/2011	<0.001	
10/28/2011	<0.001	
5/2/2012	<0.001	
11/9/2012	<0.001	
5/8/2013	<0.001	
11/5/2013	<0.001	
5/20/2014	<0.001	
11/12/2014	<0.001	
5/22/2015	<0.001	
11/11/2015	<0.001	
4/6/2016	<0.001	
6/15/2016	<0.001	
8/10/2016	<0.001	
10/4/2016	<0.001	
11/30/2016	<0.001	
2/7/2017	<0.001	
4/4/2017	<0.001	
6/20/2017	<0.001	
10/4/2017	<0.001	
3/20/2018	<0.001 (D)	
10/2/2018	<0.001	
3/26/2019	<0.001	
9/10/2019	<0.001	
3/18/2020	<0.001	
9/9/2020	0.00025 (J)	
4/1/2021	<0.001	
8/11/2021	<0.001	
2/15/2022	<0.001	
8/25/2022	<0.001	
2/28/2023		<0.001
8/3/2023		<0.001
3/4/2024		<0.001

ND substitution: RL or RL/2 if <15% NDs.

Prediction Limit

Constituent: Thallium, Total (mg/L) Analysis Run 3/29/2024 11:44 AM View: Appendix I - Intrawell

Plant Scherer Data: Scherer Cell 1-CCR

	GWA-16	GWA-16
5/9/2010	<0.001	
6/16/2010	<0.001	
7/27/2010	<0.001	
9/7/2010	<0.001	
4/29/2011	<0.001	
10/28/2011	<0.001	
5/2/2012	<0.001	
11/9/2012	<0.001	
5/8/2013	0.0003	
11/6/2013	<0.001	
5/20/2014	<0.001	
11/8/2014	<0.001	
5/22/2015	<0.001	
11/9/2015	<0.001	
4/6/2016	<0.001	
6/15/2016	<0.001	
8/10/2016	<0.001	
10/4/2016	<0.001	
11/29/2016	<0.001	
2/7/2017	<0.001	
4/4/2017	<0.001	
6/20/2017	<0.001	
10/5/2017	<0.001	
3/20/2018	<0.001	
10/2/2018	<0.001	
3/26/2019	<0.001	
9/10/2019	0.00021 (J)	
3/18/2020	<0.001	
9/9/2020	<0.001	
4/1/2021	<0.001	
8/11/2021	<0.001	
2/15/2022	<0.001	
8/25/2022	<0.001	
2/28/2023		<0.001
8/3/2023		<0.001
2/28/2024		<0.001

ND substitution: RL or RL/2 if <15% NDs.

Prediction Limit

Constituent: Thallium, Total (mg/L) Analysis Run 3/29/2024 11:44 AM View: Appendix I - Intrawell

Plant Scherer Data: Scherer Cell 1-CCR

	GWA-17	GWA-17
5/8/2010	<0.001	
6/16/2010	<0.001	
7/26/2010	<0.001	
9/7/2010	<0.001	
4/29/2011	<0.001	
10/28/2011	<0.001	
5/2/2012	<0.001	
11/9/2012	<0.001	
5/8/2013	<0.001	
11/6/2013	<0.001	
5/20/2014	<0.001	
11/8/2014	<0.001	
5/22/2015	<0.001	
11/9/2015	<0.001	
4/6/2016	<0.001	
6/15/2016	<0.001	
8/10/2016	<0.001	
10/5/2016	<0.001	
11/29/2016	<0.001	
2/7/2017	<0.001	
4/4/2017	<0.001	
6/20/2017	<0.001	
10/5/2017	<0.001	
3/20/2018	<0.001	
10/2/2018	<0.001	
3/26/2019	<0.001	
9/10/2019	0.00023 (J)	
3/18/2020	<0.001	
9/9/2020	<0.001	
4/1/2021	<0.001	
8/11/2021	<0.001	
2/15/2022	<0.001	
8/24/2022	<0.001	
2/28/2023		<0.001
8/3/2023		<0.001
2/28/2024		<0.001

ND substitution: RL or RL/2 if <15% NDs.

Prediction Limit

Constituent: Thallium, Total (mg/L) Analysis Run 3/29/2024 11:44 AM View: Appendix I - Intrawell

Plant Scherer Data: Scherer Cell 1-CCR

	GWC-1	GWC-1
5/11/2010	<0.001	
6/17/2010	<0.001	
7/27/2010	<0.001	
9/9/2010	<0.001	
4/28/2011	<0.001	
10/29/2011	<0.001	
5/3/2012	<0.001	
11/9/2012	<0.001	
5/9/2013	<0.001	
11/5/2013	<0.001	
5/23/2014	<0.001	
11/13/2014	<0.001	
5/23/2015	<0.001	
11/11/2015	<0.001	
4/12/2016	<0.001	
6/16/2016	<0.001	
8/11/2016	<0.001	
10/4/2016	<0.001	
11/30/2016	<0.001	
2/7/2017	<0.001	
4/5/2017	<0.001	
6/20/2017	<0.001	
10/4/2017	<0.001	
3/20/2018	<0.001	
10/2/2018	<0.001	
3/26/2019	<0.001	
9/10/2019	<0.001	
3/18/2020	0.00049 (J)	
9/9/2020	<0.001	
4/1/2021	0.00027 (J)	
8/18/2021	<0.001	
2/15/2022	<0.001	
8/24/2022	<0.001	
2/27/2023		<0.001
8/9/2023		<0.001
3/1/2024		<0.001

ND substitution: RL or RL/2 if <15% NDs.

Prediction Limit

Constituent: Thallium, Total (mg/L) Analysis Run 3/29/2024 11:44 AM View: Appendix I - Intrawell

Plant Scherer Data: Scherer Cell 1-CCR

	GWC-19	GWC-19
5/11/2010	<0.001	
6/16/2010	<0.001	
7/27/2010	<0.001	
9/7/2010	<0.001	
4/29/2011	<0.001	
10/28/2011	<0.001	
5/2/2012	<0.001	
11/9/2012	<0.001	
5/9/2013	<0.001	
11/6/2013	<0.001	
5/22/2014	<0.001	
11/8/2014	<0.001	
5/23/2015	<0.001	
11/10/2015	<0.001	
4/11/2016	<0.001	
6/16/2016	<0.001	
8/11/2016	<0.001	
10/5/2016	<0.001	
11/29/2016	<0.001	
2/8/2017	<0.001	
4/5/2017	<0.001	
6/21/2017	<0.001	
10/5/2017	<0.001	
3/20/2018	<0.001	
10/2/2018	<0.001	
3/26/2019	<0.001	
9/12/2019	<0.001	
3/19/2020	<0.001	
9/9/2020	<0.001	
4/5/2021	0.00032 (J)	
8/11/2021	<0.001	
2/16/2022	<0.001	
8/25/2022	<0.001	
2/28/2023		<0.001
8/8/2023		<0.001
2/29/2024		<0.001

ND substitution: RL or RL/2 if <15% NDs.

Prediction Limit

Constituent: Thallium, Total (mg/L) Analysis Run 3/29/2024 11:44 AM View: Appendix I - Intrawell

Plant Scherer Data: Scherer Cell 1-CCR

	GWC-2	GWC-2
5/11/2010	<0.001	
6/19/2010	<0.001	
7/27/2010	<0.001	
9/9/2010	<0.001	
4/28/2011	<0.001	
10/28/2011	<0.001	
5/3/2012	<0.001	
11/9/2012	<0.001	
5/9/2013	<0.001	
11/5/2013	<0.001	
5/22/2014	<0.001	
11/13/2014	<0.001	
5/24/2015	<0.001	
11/11/2015	<0.001	
4/12/2016	<0.001	
6/16/2016	<0.001	
8/11/2016	<0.001	
10/4/2016	<0.001	
11/30/2016	<0.001	
2/7/2017	<0.001	
4/6/2017	<0.001	
6/20/2017	<0.001	
10/4/2017	<0.001	
3/20/2018	<0.001	
10/2/2018	<0.001	
3/26/2019	<0.001	
9/10/2019	<0.001	
3/18/2020	0.00025 (J)	
9/9/2020	<0.001	
4/1/2021	<0.001	
8/12/2021	<0.001	
2/15/2022	<0.001	
8/26/2022	<0.001	
2/27/2023		<0.001
8/9/2023		<0.001
3/1/2024		<0.001

ND substitution: RL or RL/2 if <15% NDs.

Prediction Limit

Constituent: Thallium, Total (mg/L) Analysis Run 3/29/2024 11:44 AM View: Appendix I - Intrawell

Plant Scherer Data: Scherer Cell 1-CCR

	GWC-4	GWC-4
5/11/2010	<0.001	
6/17/2010	<0.001	
7/28/2010	<0.001	
9/8/2010	<0.001	
4/28/2011	<0.001	
10/29/2011	<0.001	
5/3/2012	<0.001	
11/10/2012	<0.001	
5/10/2013	<0.001	
11/6/2013	<0.001	
5/22/2014	<0.001	
11/9/2014	<0.001	
5/22/2015	<0.001	
11/11/2015	<0.001	
4/12/2016	<0.001	
6/20/2016	<0.001	
8/12/2016	<0.001	
10/6/2016	<0.001	
11/30/2016	<0.001	
2/8/2017	<0.001	
4/6/2017	<0.001	
6/22/2017	<0.001	
10/6/2017	<0.001	
3/21/2018	<0.001	
10/3/2018	<0.001	
3/26/2019	<0.001	
9/10/2019	<0.001	
3/19/2020	0.00036 (J)	
9/10/2020	<0.001	
4/2/2021	<0.001	
8/12/2021	<0.001	
2/15/2022	<0.001	
8/25/2022	<0.001	
2/27/2023		<0.001
8/8/2023		<0.001
2/29/2024		<0.001

ND substitution: RL or RL/2 if <15% NDs.

Prediction Limit

Constituent: Thallium, Total (mg/L) Analysis Run 3/29/2024 11:44 AM View: Appendix I - Intrawell

Plant Scherer Data: Scherer Cell 1-CCR

	GWC-5	GWC-5
5/11/2010	<0.001	
6/18/2010	<0.001	
7/27/2010	<0.001	
9/9/2010	<0.001	
4/29/2011	<0.001	
10/28/2011	<0.001	
5/4/2012	<0.001	
11/10/2012	<0.001	
5/9/2013	<0.001	
11/6/2013	<0.001	
5/22/2014	<0.001	
11/9/2014	<0.001	
5/24/2015	<0.001	
11/11/2015	<0.001	
4/19/2016	<0.001	
6/22/2016	<0.001	
8/16/2016	<0.001	
10/6/2016	<0.001	
12/1/2016	<0.001	
2/9/2017	<0.001	
4/6/2017	<0.001	
6/21/2017	<0.001	
10/5/2017	<0.001	
3/22/2018	<0.001	
10/3/2018	<0.001	
3/27/2019	<0.001	
9/11/2019	<0.001	
3/18/2020	<0.001	
9/9/2020	<0.001	
4/1/2021	<0.001	
8/12/2021	0.00037 (J)	
2/15/2022	<0.001	
8/25/2022	<0.001	
2/28/2023		<0.001
8/8/2023		<0.001
2/29/2024		<0.001

ND substitution: RL or RL/2 if <15% NDs.

Prediction Limit

Constituent: Thallium, Total (mg/L) Analysis Run 3/29/2024 11:44 AM View: Appendix I - Intrawell

Plant Scherer Data: Scherer Cell 1-CCR

	GWC-6	GWC-6
5/11/2010	<0.001	
6/18/2010	<0.001	
7/27/2010	<0.001	
9/9/2010	<0.001	
4/30/2011	<0.001	
10/29/2011	<0.001	
5/4/2012	<0.001	
11/10/2012	<0.001	
5/9/2013	<0.001	
11/7/2013	<0.001	
5/21/2014	<0.001	
11/9/2014	<0.001	
5/24/2015	<0.001	
11/11/2015	<0.001	
4/12/2016	<0.001	
6/20/2016	<0.001	
8/12/2016	<0.001	
10/6/2016	<0.001	
11/30/2016	<0.001	
2/9/2017	<0.001	
4/6/2017	<0.001	
6/21/2017	<0.001	
10/6/2017	<0.001	
3/21/2018	<0.001	
10/3/2018	<0.001	
3/26/2019	<0.001	
9/11/2019	<0.001	
3/18/2020	<0.001	
9/10/2020	<0.001	
4/5/2021	0.0003 (J)	
8/11/2021	0.0002 (J)	
2/15/2022	<0.001	
8/25/2022	<0.001	
2/27/2023		<0.001
8/8/2023		<0.001
2/29/2024		<0.001

ND substitution: RL or RL/2 if <15% NDs.

Prediction Limit

Constituent: Thallium, Total (mg/L) Analysis Run 3/29/2024 11:44 AM View: Appendix I - Intrawell

Plant Scherer Data: Scherer Cell 1-CCR

	GWC-7	GWC-7
5/10/2010	<0.001	
6/18/2010	<0.001	
7/28/2010	<0.001	
9/9/2010	<0.001	
4/30/2011	<0.001	
10/29/2011	0.00027	
5/4/2012	<0.001	
11/10/2012	<0.001	
5/9/2013	<0.001	
11/7/2013	0.00026	
5/21/2014	<0.001	
11/12/2014	<0.001	
5/24/2015	<0.001	
11/11/2015	<0.001	
4/13/2016	<0.001 (D)	
6/20/2016	<0.001	
8/15/2016	<0.001	
10/6/2016	<0.001	
12/1/2016	<0.001	
2/9/2017	<0.001	
4/7/2017	<0.001	
6/22/2017	<0.001	
10/6/2017	<0.001	
3/22/2018	<0.001	
10/4/2018	<0.001	
3/27/2019	<0.001	
9/11/2019	<0.001	
3/19/2020	<0.001	
9/10/2020	0.00019 (J)	
4/1/2021	<0.001	
8/11/2021	0.00043 (J)	
2/15/2022	<0.001	
8/25/2022	<0.001	
2/27/2023		<0.001
8/8/2023		<0.001
2/29/2024		<0.001

ND substitution: RL or RL/2 if <15% NDs.

Prediction Limit

Constituent: Thallium, Total (mg/L) Analysis Run 3/29/2024 11:44 AM View: Appendix I - Intrawell

Plant Scherer Data: Scherer Cell 1-CCR

	GWC-8A	GWC-8A
5/10/2010	<0.001	
6/19/2010	<0.001	
7/28/2010	<0.001	
9/8/2010	<0.001	
4/30/2011	<0.001	
10/27/2011	<0.001	
5/4/2012	<0.001	
11/11/2012	<0.001	
5/10/2013	<0.001	
11/7/2013	<0.001	
5/21/2014	<0.001	
11/13/2014	<0.001	
5/23/2015	<0.001	
11/11/2015	<0.001	
4/19/2016	<0.001	
10/10/2016	<0.001	
12/1/2016	<0.001	
2/9/2017	<0.001	
4/7/2017	<0.001	
6/21/2017	<0.001	
8/15/2017	<0.001	
9/1/2017	<0.001	
10/9/2017	<0.001	
3/22/2018	<0.001	
10/4/2018	<0.001	
3/27/2019	<0.001	
9/11/2019	<0.001	
3/18/2020	<0.001	
9/9/2020	<0.001	
4/5/2021	0.00081 (J)	
8/12/2021	0.00043 (J)	
2/15/2022	<0.001	
8/25/2022	<0.001	
2/27/2023		<0.001
8/8/2023		<0.001
2/29/2024		<0.001

ND substitution: RL or RL/2 if <15% NDs.

Prediction Limit

Constituent: Thallium, Total (mg/L) Analysis Run 3/29/2024 11:44 AM View: Appendix I - Intrawell

Plant Scherer Data: Scherer Cell 1-CCR

	GWC-9	GWC-9
5/10/2010	<0.001	
6/16/2010	<0.001	
7/27/2010	<0.001	
9/8/2010	<0.001	
4/29/2011	<0.001	
10/27/2011	<0.001	
5/3/2012	<0.001	
11/11/2012	<0.001	
5/9/2013	<0.001	
11/6/2013	<0.001	
5/21/2014	<0.001	
11/12/2014	<0.001	
5/23/2015	<0.001	
11/12/2015	<0.001	
4/13/2016	<0.001 (D)	
6/22/2016	<0.001	
8/15/2016	<0.001	
10/6/2016	<0.001	
12/1/2016	<0.001	
2/8/2017	<0.001	
4/6/2017	<0.001	
6/21/2017	<0.001	
10/5/2017	<0.001	
3/21/2018	<0.001	
10/2/2018	<0.001	
3/27/2019	<0.001	
9/11/2019	<0.001	
3/18/2020	<0.001	
9/9/2020	<0.001	
4/1/2021	<0.001	
8/12/2021	0.00016 (J)	
2/15/2022	<0.001	
8/25/2022	<0.001	
2/27/2023		<0.001
8/8/2023		<0.001
3/1/2024		<0.001

ND substitution: RL or RL/2 if <15% NDs.

Prediction Limit

Constituent: Vanadium (mg/L) Analysis Run 3/29/2024 11:44 AM View: Appendix I - Intrawell

Plant Scherer Data: Scherer Cell 1-CCR

	GWA-15	GWA-15
5/9/2010	<0.002	
6/18/2010	<0.002	
7/28/2010	<0.002	
9/9/2010	<0.002	
4/30/2011	<0.002	
10/28/2011	<0.002	
5/2/2012	<0.002	
11/9/2012	<0.002	
5/8/2013	<0.002	
11/5/2013	<0.002	
5/20/2014	<0.002	
11/12/2014	0.0035 (J)	
5/22/2015	<0.002	
11/11/2015	<0.002	
4/6/2016	<0.002	
10/4/2016	0.0031	
4/4/2017	<0.002	
10/4/2017	0.0021 (J)	
3/20/2018	<0.002 (D)	
10/2/2018	<0.002	
3/26/2019	<0.002	
9/10/2019	0.0022	
3/18/2020	0.0011	
9/9/2020	<0.002	
4/1/2021	<0.002	
8/11/2021	<0.002	
2/15/2022	<0.002	
8/25/2022	<0.002	
2/28/2023		0.0011
8/3/2023		<0.002
3/4/2024		0.00066 (J)

ND substitution: RL or RL/2 if <15% NDs.

Prediction Limit

Constituent: Vanadium (mg/L) Analysis Run 3/29/2024 11:44 AM View: Appendix I - Intrawell

Plant Scherer Data: Scherer Cell 1-CCR

	GWA-16	GWA-16
5/9/2010	0.0049 (J)	
6/16/2010	0.0054 (J)	
7/27/2010	0.0055 (J)	
9/7/2010	0.005 (J)	
4/29/2011	0.005 (J)	
10/28/2011	0.0081 (J)	
5/2/2012	0.0059 (J)	
11/9/2012	0.0062 (J)	
5/8/2013	0.0079 (J)	
11/6/2013	0.0068 (J)	
5/20/2014	0.0074 (J)	
11/8/2014	0.0097 (J)	
5/22/2015	0.0085 (J)	
11/9/2015	<0.01	
4/6/2016	0.00726 (J)	
10/4/2016	0.013	
4/4/2017	0.0046	
10/5/2017	0.0071	
3/20/2018	0.0067	
10/2/2018	0.0069	
3/26/2019	0.007	
9/10/2019	0.01	
3/18/2020	0.0078	
9/9/2020	0.0072	
4/1/2021	0.0078	
8/11/2021	0.0082	
2/15/2022	0.0077	
8/25/2022	0.0079	
2/28/2023		0.0087
8/3/2023		0.0086
2/28/2024		0.0087

ND substitution: RL or RL/2 if <15% NDs.

Prediction Limit

Constituent: Vanadium (mg/L) Analysis Run 3/29/2024 11:44 AM View: Appendix I - Intrawell

Plant Scherer Data: Scherer Cell 1-CCR

	GWA-17	GWA-17
5/8/2010	0.0024 (J)	
6/16/2010	0.002 (J)	
7/26/2010	<0.01	
9/7/2010	0.0026 (J)	
4/29/2011	0.0036 (J)	
10/28/2011	<0.01	
5/2/2012	0.003 (J)	
11/9/2012	0.0081 (J)	
5/8/2013	<0.01	
11/6/2013	0.0032 (J)	
5/20/2014	0.0036 (J)	
11/8/2014	0.0065 (J)	
5/22/2015	<0.01	
11/9/2015	0.0047 (J)	
4/6/2016	0.00424 (J)	
10/5/2016	0.0049	
4/4/2017	0.0048	
10/5/2017	0.0024 (J)	
3/20/2018	0.0041	
10/2/2018	0.004	
3/26/2019	0.0051	
9/10/2019	0.0091	
3/18/2020	0.0051	
9/9/2020	0.0053	
4/1/2021	0.005	
8/11/2021	0.0055	
2/15/2022	0.0052	
8/24/2022	0.0051	
2/28/2023		0.0057
8/3/2023		0.0041
2/28/2024		0.0056

ND substitution: RL or RL/2 if <15% NDs.

Prediction Limit

Constituent: Vanadium (mg/L) Analysis Run 3/29/2024 11:44 AM View: Appendix I - Intrawell

Plant Scherer Data: Scherer Cell 1-CCR

	GWC-1	GWC-1
5/11/2010	0.012	
6/17/2010	0.0082 (J)	
7/27/2010	0.0096 (J)	
9/9/2010	0.0098 (J)	
4/28/2011	0.0085 (J)	
10/29/2011	0.011	
5/3/2012	0.013	
11/9/2012	0.013	
5/9/2013	0.012	
11/5/2013	0.015	
5/23/2014	0.015	
11/13/2014	0.02	
5/23/2015	0.018	
11/11/2015	0.018	
4/12/2016	0.0173	
10/4/2016	0.021	
4/5/2017	0.017	
10/4/2017	0.02	
3/20/2018	0.016	
10/2/2018	0.017	
3/26/2019	0.017	
9/10/2019	0.02	
3/18/2020	0.02	
9/9/2020	0.018	
4/1/2021	0.019	
8/18/2021	0.018	
2/15/2022	0.018	
8/24/2022	0.017	
2/27/2023		0.019
8/9/2023		0.019
3/1/2024		0.018

Prediction Limit

Constituent: Vanadium (mg/L) Analysis Run 3/29/2024 11:44 AM View: Appendix I - Intrawell

Plant Scherer Data: Scherer Cell 1-CCR

	GWC-10	GWC-10
5/10/2010	0.011	
6/16/2010	0.01	
7/28/2010	0.011	
9/8/2010	0.011	
4/29/2011	0.01	
10/27/2011	0.014	
5/4/2012	0.0096 (J)	
11/11/2012	0.011	
5/9/2013	0.011	
11/5/2013	0.013	
5/21/2014	0.012	
11/12/2014	0.016	
5/23/2015	0.011	
11/12/2015	0.0053 (J)	
4/13/2016	0.0124 (D)	
10/5/2016	0.013	
4/6/2017	0.013	
10/5/2017	0.015	
3/21/2018	0.012	
10/2/2018	0.012	
3/27/2019	0.012	
9/11/2019	0.017	
3/18/2020	0.013	
9/9/2020	0.012	
4/1/2021	0.013	
10/18/2021	0.013	
2/15/2022	0.012	
8/25/2022	0.011	
2/21/2023		0.012
8/9/2023		0.013
3/1/2024		0.013

Prediction Limit

Constituent: Vanadium (mg/L) Analysis Run 3/29/2024 11:44 AM View: Appendix I - Intrawell

Plant Scherer Data: Scherer Cell 1-CCR

	GWC-11	GWC-11
5/10/2010	0.009 (J)	
6/16/2010	0.0089 (J)	
7/27/2010	0.0089 (J)	
9/8/2010	0.009 (J)	
4/29/2011	0.0082 (J)	
10/27/2011	0.009 (J)	
5/4/2012	0.0091 (J)	
11/10/2012	0.0096 (J)	
5/9/2013	0.01	
11/6/2013	0.01	
5/20/2014	0.011	
11/12/2014	0.012	
5/24/2015	0.012	
11/12/2015	<0.01	
4/13/2016	0.00976 (JD)	
10/5/2016	0.013	
4/6/2017	0.011	
10/5/2017	0.013	
3/21/2018	0.0098	
10/2/2018	0.01	
3/27/2019	0.012	
9/11/2019	0.015	
3/18/2020	0.011	
9/10/2020	0.01	
4/1/2021	0.011	
8/11/2021	0.011	
2/16/2022	0.0099	
8/25/2022	0.0099	
2/27/2023		0.012
8/9/2023		0.0099
2/29/2024		0.011

ND substitution: RL or RL/2 if <15% NDs.

Prediction Limit

Constituent: Vanadium (mg/L) Analysis Run 3/29/2024 11:44 AM View: Appendix I - Intrawell

Plant Scherer Data: Scherer Cell 1-CCR

	GWC-12	GWC-12
5/9/2010	<0.002	
6/18/2010	<0.002	
7/27/2010	<0.002	
9/8/2010	<0.002	
4/29/2011	<0.002	
10/28/2011	<0.002	
5/3/2012	<0.002	
11/10/2012	<0.002	
5/9/2013	<0.002	
11/6/2013	<0.002	
5/20/2014	<0.002	
11/12/2014	0.0032 (J)	
5/23/2015	<0.002	
11/12/2015	<0.002	
4/13/2016	<0.002 (D)	
10/5/2016	<0.002	
4/5/2017	<0.002	
10/5/2017	0.0022 (J)	
3/21/2018	<0.0014 (JX)	
10/2/2018	<0.002	
3/26/2019	0.0029	
9/11/2019	0.0052	
3/18/2020	<0.002	
9/10/2020	<0.002	
4/1/2021	<0.002	
8/11/2021	<0.002	
2/16/2022	<0.002	
8/26/2022	<0.002	
2/27/2023		0.0014
8/9/2023		<0.002
2/29/2024		<0.002

ND substitution: RL or RL/2 if <15% NDs. Substitution method for trace values of the form <PQL(J): PQL.

Prediction Limit

Constituent: Vanadium (mg/L) Analysis Run 3/29/2024 11:44 AM View: Appendix I - Intrawell

Plant Scherer Data: Scherer Cell 1-CCR

	GWC-13	GWC-13
5/9/2010	<0.0014	
6/18/2010	<0.0014	
7/29/2010	<0.0014	
9/9/2010	<0.0014	
4/26/2011	<0.0014	
10/28/2011	<0.0014	
5/4/2012	<0.0014	
11/11/2012	<0.0014	
5/8/2013	0.0039 (J)	
11/7/2013	<0.0014	
5/20/2014	<0.0014	
11/12/2014	0.004 (J)	
5/24/2015	<0.0014	
11/12/2015	<0.0014	
4/13/2016	<0.0014 (D)	
10/7/2016	<0.0014	
4/6/2017	<0.0014	
10/6/2017	0.0032	
3/22/2018	<0.0014	
10/3/2018	<0.0014	
3/26/2019	0.0041	
9/11/2019	0.0062	
3/18/2020	0.001	
9/10/2020	0.0011	
4/6/2021	0.0028	
8/11/2021	0.0013	
2/16/2022	0.0011	
8/26/2022	0.0016	
2/27/2023		0.0021
8/9/2023		0.0016 (J)
3/1/2024		0.0011 (J)

ND substitution: RL or RL/2 if <15% NDs.

Prediction Limit

Constituent: Vanadium (mg/L) Analysis Run 3/29/2024 11:44 AM View: Appendix I - Intrawell

Plant Scherer Data: Scherer Cell 1-CCR

	GWC-14	GWC-14
5/9/2010	<0.002	
6/18/2010	<0.002	
7/28/2010	<0.002	
9/9/2010	<0.002	
4/30/2011	<0.002	
10/28/2011	<0.002	
5/3/2012	<0.002	
11/10/2012	<0.002	
5/8/2013	<0.002	
11/5/2013	<0.002	
5/20/2014	<0.002	
11/12/2014	<0.002	
5/24/2015	<0.002	
11/11/2015	<0.002	
4/13/2016	<0.002 (D)	
10/4/2016	0.0026	
4/6/2017	<0.002	
10/5/2017	0.0024 (J)	
3/20/2018	<0.002	
10/2/2018	<0.002	
3/26/2019	0.0034	
9/11/2019	0.0062	
3/18/2020	<0.002	
9/9/2020	<0.002	
4/1/2021	0.0013	
8/11/2021	0.0012	
2/16/2022	0.00091 (J)	
8/26/2022	0.0017	
2/27/2023		0.002
8/9/2023		0.00079 (J)
3/1/2024		<0.002

ND substitution: RL or RL/2 if <15% NDs.

Prediction Limit

Constituent: Vanadium (mg/L) Analysis Run 3/29/2024 11:44 AM View: Appendix I - Intrawell

Plant Scherer Data: Scherer Cell 1-CCR

	GWC-18	GWC-18
5/10/2010	0.0052 (J)	
6/16/2010	0.0059 (J)	
7/26/2010	0.0052 (J)	
9/7/2010	0.0056 (J)	
4/29/2011	0.005 (J)	
10/28/2011	0.0048 (J)	
5/2/2012	0.0057 (J)	
11/9/2012	0.0057 (J)	
5/8/2013	0.0069 (J)	
11/6/2013	0.0052 (J)	
5/23/2014	0.0081 (J)	
11/8/2014	0.01	
5/22/2015	0.0052 (J)	
11/10/2015	<0.01	
4/11/2016	0.00604 (J)	
10/5/2016	0.0075	
4/6/2017	0.0065	
10/5/2017	0.0052	
3/20/2018	0.0064	
10/2/2018	0.0064	
3/26/2019	0.0094	
9/11/2019	0.011	
3/18/2020	0.0075	
9/9/2020	0.007	
4/1/2021	0.0081	
8/11/2021	0.008	
2/16/2022	0.0066	
8/25/2022	0.007	
2/28/2023		0.0072
8/9/2023		0.0061
2/29/2024		0.0069

ND substitution: RL or RL/2 if <15% NDs.

Prediction Limit

Constituent: Vanadium (mg/L) Analysis Run 3/29/2024 11:44 AM View: Appendix I - Intrawell

Plant Scherer Data: Scherer Cell 1-CCR

	GWC-19	GWC-19
5/11/2010	0.0064 (J)	
6/16/2010	0.0061 (J)	
7/27/2010	0.006 (J)	
9/7/2010	0.0066 (J)	
4/29/2011	0.0066 (J)	
10/28/2011	0.0057 (J)	
5/2/2012	0.006 (J)	
11/9/2012	0.0073 (J)	
5/9/2013	0.0069 (J)	
11/6/2013	0.0077 (J)	
5/22/2014	0.0075 (J)	
11/8/2014	0.0081 (J)	
5/23/2015	0.01	
11/10/2015	0.0033 (J)	
4/11/2016	0.00756 (J)	
10/5/2016	0.0084	
4/5/2017	0.0086	
10/5/2017	0.0062	
3/20/2018	0.0072	
10/2/2018	0.0073	
3/26/2019	0.0094	
9/12/2019	0.0083	
3/19/2020	0.008	
9/9/2020	0.0071	
4/5/2021	0.0068	
8/11/2021	0.0076	
2/16/2022	0.0068	
8/25/2022	0.0068	
2/28/2023		0.0078
8/8/2023		0.007
2/29/2024		0.0078

Prediction Limit

Constituent: Vanadium (mg/L) Analysis Run 3/29/2024 11:44 AM View: Appendix I - Intrawell

Plant Scherer Data: Scherer Cell 1-CCR

	GWC-2	GWC-2
5/11/2010	0.0078 (J)	
6/19/2010	<0.01	
7/27/2010	0.0096 (J)	
9/9/2010	0.0095 (J)	
4/28/2011	0.01	
10/28/2011	0.014	
5/3/2012	0.013	
11/9/2012	0.012	
5/9/2013	0.012	
11/5/2013	0.014	
5/22/2014	0.013	
11/13/2014	0.016	
5/24/2015	0.014	
11/11/2015	0.014	
4/12/2016	0.0155	
10/4/2016	0.017	
4/6/2017	0.015	
10/4/2017	0.015	
3/20/2018	0.014	
10/2/2018	0.015	
3/26/2019	0.016	
9/10/2019	0.018	
3/18/2020	0.016	
9/9/2020	0.014	
4/1/2021	0.014	
8/12/2021	0.016	
2/15/2022	0.016	
8/26/2022	0.015	
2/27/2023		0.016
8/9/2023		0.016
3/1/2024		0.015

ND substitution: RL or RL/2 if <15% NDs.

Prediction Limit

Constituent: Vanadium (mg/L) Analysis Run 3/29/2024 11:44 AM View: Appendix I - Intrawell

Plant Scherer Data: Scherer Cell 1-CCR

	GWC-20	GWC-20
5/11/2010	0.014	
6/17/2010	0.014	
7/27/2010	0.016	
9/7/2010	0.017	
4/29/2011	0.015	
10/28/2011	0.016	
5/3/2012	0.016	
11/10/2012	0.018	
5/9/2013	0.019	
11/6/2013	0.019	
5/22/2014	0.018	
11/9/2014	0.02	
5/24/2015	0.016	
11/10/2015	0.01	
4/12/2016	0.019	
10/5/2016	<0.016	
4/6/2017	0.02	
10/5/2017	0.02	
3/21/2018	0.021	
10/3/2018	0.017	
3/26/2019	0.018	
9/12/2019	0.02	
3/19/2020	0.019	
9/10/2020	0.018	
4/5/2021	0.017	
8/11/2021	0.019	
2/16/2022	0.018	
8/25/2022	0.018	
2/28/2023		0.019
8/8/2023		0.018
3/1/2024		0.019

ND substitution: RL or RL/2 if <15% NDs.

Prediction Limit

Constituent: Vanadium (mg/L) Analysis Run 3/29/2024 11:44 AM View: Appendix I - Intrawell

Plant Scherer Data: Scherer Cell 1-CCR

	GWC-3	GWC-3
5/11/2010	0.0046 (J)	
6/17/2010	0.0046 (J)	
7/28/2010	0.019 (O)	
9/7/2010	0.0072 (J)	
4/29/2011	0.0052 (J)	
10/28/2011	0.0059 (J)	
5/3/2012	0.0049 (J)	
11/9/2012	0.007 (J)	
5/10/2013	0.0094 (J)	
11/6/2013	0.0059 (J)	
5/22/2014	0.0057 (J)	
11/9/2014	0.0069 (J)	
5/22/2015	0.006 (J)	
11/10/2015	0.011	
4/12/2016	0.00503 (JD)	
10/5/2016	<0.0072	
4/6/2017	0.0056	
10/5/2017	0.0061	
3/21/2018	0.0097	
10/3/2018	0.0053	
3/26/2019	0.0076	
9/10/2019	0.0078	
3/18/2020	0.0051	
9/10/2020	0.0061	
4/6/2021	0.0075	
8/12/2021	0.0087	
2/15/2022	0.0064	
8/25/2022	0.0072	
2/28/2023		0.0066
8/9/2023		0.0057
3/4/2024		0.0051

ND substitution: RL or RL/2 if <15% NDs.

Prediction Limit

Constituent: Vanadium (mg/L) Analysis Run 3/29/2024 11:44 AM View: Appendix I - Intrawell

Plant Scherer Data: Scherer Cell 1-CCR

	GWC-4	GWC-4
5/11/2010	0.0068 (J)	
6/17/2010	0.0079 (J)	
7/28/2010	0.0077 (J)	
9/8/2010	0.0077 (J)	
4/28/2011	0.0099 (J)	
10/29/2011	0.006 (J)	
5/3/2012	0.0084 (J)	
11/10/2012	0.0061 (J)	
5/10/2013	0.009 (J)	
11/6/2013	0.0089 (J)	
5/22/2014	0.0084 (J)	
11/9/2014	0.0076 (J)	
5/22/2015	0.011	
11/11/2015	0.0034 (J)	
4/12/2016	0.00654 (J)	
10/6/2016	<0.0086	
4/6/2017	0.0073	
10/6/2017	0.0087	
3/21/2018	0.0058	
10/3/2018	0.006	
3/26/2019	0.011	
9/10/2019	0.0086	
3/19/2020	0.0065	
9/10/2020	0.0068	
4/2/2021	0.0081	
8/12/2021	0.007	
2/15/2022	0.0059	
8/25/2022	0.0059	
2/27/2023		0.0056
8/8/2023		0.0056
2/29/2024		0.0049

ND substitution: RL or RL/2 if <15% NDs.

Prediction Limit

Constituent: Vanadium (mg/L) Analysis Run 3/29/2024 11:44 AM View: Appendix I - Intrawell

Plant Scherer Data: Scherer Cell 1-CCR

	GWC-5	GWC-5
5/11/2010	0.0038 (J)	
6/18/2010	0.0044 (J)	
7/27/2010	0.0054 (J)	
9/9/2010	0.0053 (J)	
4/29/2011	0.0039 (J)	
10/28/2011	<0.0025	
5/4/2012	<0.0025	
11/10/2012	0.0035 (J)	
5/9/2013	0.004 (J)	
11/6/2013	0.0034 (J)	
5/22/2014	0.0047 (J)	
11/9/2014	0.0067 (J)	
5/24/2015	0.0033 (J)	
11/11/2015	<0.0025	
4/19/2016	<0.0025	
10/6/2016	<0.0025	
4/6/2017	0.0018 (J)	
10/5/2017	<0.0025	
3/22/2018	0.0018 (J)	
10/3/2018	0.0018 (J)	
3/27/2019	0.002 (J)	
9/11/2019	0.0047	
3/18/2020	0.002	
9/9/2020	0.002	
4/1/2021	0.0027	
8/12/2021	0.0021	
2/15/2022	0.0026	
8/25/2022	0.0026	
2/28/2023		0.003
8/8/2023		0.0018 (J)
2/29/2024		0.0029

ND substitution: RL or RL/2 if <15% NDs.

Prediction Limit

Constituent: Vanadium (mg/L) Analysis Run 3/29/2024 11:44 AM View: Appendix I - Intrawell

Plant Scherer Data: Scherer Cell 1-CCR

	GWC-6	GWC-6
5/11/2010	0.0055	
6/18/2010	0.0071 (J)	
7/27/2010	0.0085 (J)	
9/9/2010	0.0088 (J)	
4/30/2011	0.0094 (J)	
10/29/2011	0.009 (J)	
5/4/2012	0.0084 (J)	
11/10/2012	0.0089 (J)	
5/9/2013	0.0071 (J)	
11/7/2013	0.0094 (J)	
5/21/2014	0.0082 (J)	
11/9/2014	0.013	
5/24/2015	0.009 (J)	
11/11/2015	0.0052	
4/12/2016	0.00896 (J)	
10/6/2016	<0.009	
4/6/2017	0.0089	
10/6/2017	0.011	
3/21/2018	0.0077	
10/3/2018	0.0081	
3/26/2019	0.012	
9/11/2019	0.012	
3/18/2020	0.0099	
9/10/2020	0.0094	
4/5/2021	0.0091	
8/11/2021	0.0099	
2/15/2022	0.0094	
8/25/2022	0.011	
2/27/2023		0.0097
8/8/2023		0.0094
2/29/2024		0.0093

ND substitution: RL or RL/2 if <15% NDs.

Prediction Limit

Constituent: Vanadium (mg/L) Analysis Run 3/29/2024 11:44 AM View: Appendix I - Intrawell

Plant Scherer Data: Scherer Cell 1-CCR

	GWC-7	GWC-7
5/10/2010	0.011	
6/18/2010	0.017	
7/28/2010	0.012	
9/9/2010	0.013	
4/30/2011	0.012	
10/29/2011	0.013	
5/4/2012	0.012	
11/10/2012	0.012	
5/9/2013	0.013	
11/7/2013	0.014	
5/21/2014	0.013	
11/12/2014	0.015	
5/24/2015	0.015	
11/11/2015	0.0055 (J)	
4/13/2016	0.0127 (D)	
10/6/2016	<0.012	
4/7/2017	0.013	
10/6/2017	0.015	
3/22/2018	0.012	
10/4/2018	0.012	
3/27/2019	0.013	
9/11/2019	0.015	
3/19/2020	0.014	
9/10/2020	0.014	
4/1/2021	0.014	
8/11/2021	0.013	
2/15/2022	0.013	
8/25/2022	0.014	
2/27/2023		0.014
8/8/2023		0.012
2/29/2024		0.013

ND substitution: RL or RL/2 if <15% NDs.

Prediction Limit

Constituent: Vanadium (mg/L) Analysis Run 3/29/2024 11:44 AM View: Appendix I - Intrawell

Plant Scherer Data: Scherer Cell 1-CCR

	GWC-8A	GWC-8A
5/10/2010	0.013	
6/19/2010	0.0075 (J)	
7/28/2010	0.01	
9/8/2010	0.038	
4/30/2011	0.053 (O)	
10/27/2011	0.016	
5/4/2012	0.018	
11/11/2012	0.025	
5/10/2013	0.09 (O)	
11/7/2013	0.02	
5/21/2014	0.016	
11/13/2014	0.065 (O)	
5/23/2015	0.032	
11/11/2015	0.033	
4/19/2016	0.0233	
10/10/2016	0.019 (D)	
4/7/2017	0.0044	
10/9/2017	0.0047	
3/22/2018	0.0043	
10/4/2018	<0.002	
3/27/2019	0.003	
9/11/2019	0.0042	
3/18/2020	0.0031	
9/9/2020	<0.002	
4/5/2021	0.0023	
8/12/2021	<0.002	
2/15/2022	0.00079 (J)	
8/25/2022	0.0023	
2/27/2023		0.0019
8/8/2023		<0.002
2/29/2024		<0.002

ND substitution: RL or RL/2 if <15% NDs.

Prediction Limit

Constituent: Vanadium (mg/L) Analysis Run 3/29/2024 11:44 AM View: Appendix I - Intrawell

Plant Scherer Data: Scherer Cell 1-CCR

	GWC-9	GWC-9
5/10/2010	0.0097 (J)	
6/16/2010	0.01	
7/27/2010	0.012	
9/8/2010	0.013	
4/29/2011	0.0097 (J)	
10/27/2011	0.015	
5/3/2012	0.017	
11/11/2012	0.017	
5/9/2013	0.014	
11/6/2013	0.019	
5/21/2014	0.016	
11/12/2014	0.022	
5/23/2015	0.016	
11/12/2015	0.015	
4/13/2016	0.0144 (D)	
10/6/2016	<0.02	
4/6/2017	0.016	
10/5/2017	0.024	
3/21/2018	0.018	
10/2/2018	0.021	
3/27/2019	0.019	
9/11/2019	0.025	
3/18/2020	0.012	
9/9/2020	0.022	
4/1/2021	0.0095	
8/12/2021	0.02	
2/15/2022	0.017	
8/25/2022	0.025	
2/27/2023		0.018
8/8/2023		0.019
3/1/2024		0.016

ND substitution: RL or RL/2 if <15% NDs.

Prediction Limit

Constituent: Zinc (mg/L) Analysis Run 3/29/2024 11:44 AM View: Appendix I - Intrawell

Plant Scherer Data: Scherer Cell 1-CCR

	GWA-15	GWA-15
5/9/2010	<0.005	
6/18/2010	<0.005	
7/28/2010	<0.005	
9/9/2010	<0.005	
4/30/2011	<0.005	
10/28/2011	<0.005	
5/2/2012	<0.005	
11/9/2012	<0.005	
5/8/2013	<0.005	
11/5/2013	<0.005	
5/20/2014	<0.005	
11/12/2014	<0.005	
5/22/2015	<0.005	
11/11/2015	<0.005	
4/6/2016	<0.005	
10/4/2016	<0.005	
4/4/2017	<0.005	
10/4/2017	<0.005	
3/20/2018	<0.005 (D)	
10/2/2018	<0.005	
3/26/2019	<0.005	
9/10/2019	0.006	
3/18/2020	<0.005	
9/9/2020	<0.005	
4/1/2021	<0.005	
8/11/2021	<0.005	
2/15/2022	<0.005	
8/25/2022	<0.005	
2/28/2023		<0.005
8/3/2023		<0.005
3/4/2024		<0.005

ND substitution: RL or RL/2 if <15% NDs.

Prediction Limit

Constituent: Zinc (mg/L) Analysis Run 3/29/2024 11:44 AM View: Appendix I - Intrawell

Plant Scherer Data: Scherer Cell 1-CCR

	GWA-16	GWA-16
5/9/2010	<0.005	
6/16/2010	<0.005	
7/27/2010	<0.005	
9/7/2010	<0.005	
4/29/2011	<0.005	
10/28/2011	<0.005	
5/2/2012	<0.005	
11/9/2012	<0.005	
5/8/2013	<0.005	
11/6/2013	<0.005	
5/20/2014	<0.005	
11/8/2014	<0.005	
5/22/2015	<0.005	
11/9/2015	<0.005	
4/6/2016	<0.005	
10/4/2016	<0.005	
4/4/2017	<0.005	
10/5/2017	<0.005	
3/20/2018	<0.005	
10/2/2018	<0.005	
3/26/2019	<0.005	
9/10/2019	0.0047 (J)	
3/18/2020	<0.005	
9/9/2020	<0.005	
4/1/2021	<0.005	
8/11/2021	<0.005	
2/15/2022	<0.005	
8/25/2022	<0.005	
2/28/2023		<0.005
8/3/2023		0.0035 (J)
2/28/2024		<0.005

ND substitution: RL or RL/2 if <15% NDs.

Prediction Limit

Constituent: Zinc (mg/L) Analysis Run 3/29/2024 11:44 AM View: Appendix I - Intrawell

Plant Scherer Data: Scherer Cell 1-CCR

	GWA-17	GWA-17
5/8/2010	<0.005	
6/16/2010	<0.005	
7/26/2010	<0.005	
9/7/2010	<0.005	
4/29/2011	<0.005	
10/28/2011	<0.005	
5/2/2012	<0.005	
11/9/2012	<0.005	
5/8/2013	<0.005	
11/6/2013	<0.005	
5/20/2014	<0.005	
11/8/2014	<0.005	
5/22/2015	<0.005	
11/9/2015	<0.005	
4/6/2016	0.00274 (J)	
10/5/2016	0.0073 (J)	
4/4/2017	<0.005	
10/5/2017	<0.005	
3/20/2018	<0.005	
10/2/2018	<0.005	
3/26/2019	<0.005	
9/10/2019	0.0084	
3/18/2020	<0.005	
9/9/2020	<0.005	
4/1/2021	<0.005	
8/11/2021	<0.005	
2/15/2022	<0.005	
8/24/2022	<0.005	
2/28/2023		<0.005
8/3/2023		<0.005
2/28/2024		<0.005

ND substitution: RL or RL/2 if <15% NDs.

Prediction Limit

Constituent: Zinc (mg/L) Analysis Run 3/29/2024 11:44 AM View: Appendix I - Intrawell

Plant Scherer Data: Scherer Cell 1-CCR

	GWC-1	GWC-1
5/11/2010	<0.005	
6/17/2010	<0.005	
7/27/2010	<0.005	
9/9/2010	<0.005	
4/28/2011	<0.005	
10/29/2011	<0.005	
5/3/2012	<0.005	
11/9/2012	<0.005	
5/9/2013	<0.005	
11/5/2013	<0.005	
5/23/2014	<0.005	
11/13/2014	<0.005	
5/23/2015	<0.005	
11/11/2015	<0.005	
4/12/2016	<0.005	
10/4/2016	<0.005	
4/5/2017	<0.005	
10/4/2017	<0.005	
3/20/2018	<0.005	
10/2/2018	<0.005	
3/26/2019	<0.005	
9/10/2019	0.0038 (J)	
3/18/2020	<0.005	
9/9/2020	<0.005	
4/1/2021	<0.005	
8/18/2021	<0.005	
2/15/2022	<0.005	
8/24/2022	0.0039 (J)	
2/27/2023		<0.005
8/9/2023		<0.005
3/1/2024		0.004 (J)

ND substitution: RL or RL/2 if <15% NDs.

Prediction Limit

Constituent: Zinc (mg/L) Analysis Run 3/29/2024 11:44 AM View: Appendix I - Intrawell

Plant Scherer Data: Scherer Cell 1-CCR

	GWC-10	GWC-10
5/10/2010	<0.005	
6/16/2010	<0.005	
7/28/2010	<0.005	
9/8/2010	<0.005	
4/29/2011	<0.005	
10/27/2011	<0.005	
5/4/2012	<0.005	
11/11/2012	<0.005	
5/9/2013	<0.005	
11/5/2013	<0.005	
5/21/2014	<0.005	
11/12/2014	<0.005	
5/23/2015	<0.005	
11/12/2015	<0.005	
4/13/2016	<0.005 (D)	
10/5/2016	<0.005	
4/6/2017	<0.005	
10/5/2017	<0.005	
3/21/2018	<0.005	
10/2/2018	<0.005	
3/27/2019	<0.005	
9/11/2019	0.004 (J)	
3/18/2020	<0.005	
9/9/2020	<0.005	
4/1/2021	<0.005	
10/18/2021	<0.005	
2/15/2022	<0.005	
8/25/2022	<0.005	
2/21/2023		<0.005
8/9/2023		<0.005
3/1/2024		<0.005

ND substitution: RL or RL/2 if <15% NDs.

Prediction Limit

Constituent: Zinc (mg/L) Analysis Run 3/29/2024 11:44 AM View: Appendix I - Intrawell

Plant Scherer Data: Scherer Cell 1-CCR

	GWC-11	GWC-11
5/10/2010	<0.005	
6/16/2010	<0.005	
7/27/2010	<0.005	
9/8/2010	<0.005	
4/29/2011	<0.005	
10/27/2011	<0.005	
5/4/2012	<0.005	
11/10/2012	<0.005	
5/9/2013	<0.005	
11/6/2013	<0.005	
5/20/2014	<0.005	
11/12/2014	<0.005	
5/24/2015	<0.005	
11/12/2015	<0.005	
4/13/2016	0.00241 (JD)	
10/5/2016	<0.005	
4/6/2017	<0.005	
10/5/2017	<0.005	
3/21/2018	0.007 (J)	
10/2/2018	0.022 (O)	
3/27/2019	<0.005	
9/11/2019	0.0072	
3/18/2020	<0.005	
9/10/2020	0.018	
4/1/2021	0.0034 (J)	
8/11/2021	<0.005	
2/16/2022	0.0034 (J)	
8/25/2022	<0.005	
2/27/2023		<0.005
8/9/2023		<0.005
2/29/2024		0.0036 (J)

ND substitution: RL or RL/2 if <15% NDs.

Prediction Limit

Constituent: Zinc (mg/L) Analysis Run 3/29/2024 11:44 AM View: Appendix I - Intrawell

Plant Scherer Data: Scherer Cell 1-CCR

	GWC-12	GWC-12
5/9/2010	<0.005	
6/18/2010	<0.005	
7/27/2010	<0.005	
9/8/2010	<0.005	
4/29/2011	<0.005	
10/28/2011	<0.005	
5/3/2012	<0.005	
11/10/2012	<0.005	
5/9/2013	<0.005	
11/6/2013	<0.005	
5/20/2014	<0.005	
11/12/2014	<0.005	
5/23/2015	<0.005	
11/12/2015	<0.005	
4/13/2016	0.00409 (JD)	
10/5/2016	<0.005	
4/5/2017	<0.005	
10/5/2017	<0.005	
3/21/2018	<0.005 (D)	
10/2/2018	<0.005	
3/26/2019	<0.005	
9/11/2019	0.0065	
3/18/2020	0.005	
9/10/2020	0.0037 (J)	
4/1/2021	<0.005	
8/11/2021	<0.005	
2/16/2022	0.0032 (J)	
8/26/2022	<0.005	
2/27/2023		<0.005
8/9/2023		<0.005
2/29/2024		<0.005

ND substitution: RL or RL/2 if <15% NDs.

Prediction Limit

Constituent: Zinc (mg/L) Analysis Run 3/29/2024 11:44 AM View: Appendix I - Intrawell

Plant Scherer Data: Scherer Cell 1-CCR

	GWC-13	GWC-13
5/9/2010	<0.005	
6/18/2010	<0.005	
7/29/2010	<0.005	
9/9/2010	<0.005	
4/26/2011	<0.005	
10/28/2011	<0.005	
5/4/2012	<0.005	
11/11/2012	<0.005	
5/8/2013	<0.005	
11/7/2013	<0.005	
5/20/2014	<0.005	
11/12/2014	<0.005	
5/24/2015	<0.005	
11/12/2015	<0.005	
4/13/2016	0.00289 (JD)	
10/7/2016	<0.005	
4/6/2017	<0.005	
10/6/2017	0.0071 (J)	
3/22/2018	<0.005	
10/3/2018	<0.005	
3/26/2019	<0.005	
9/11/2019	0.0085	
3/18/2020	0.0052	
9/10/2020	0.0038 (J)	
4/6/2021	0.004 (J)	
8/11/2021	<0.005	
2/16/2022	0.004 (J)	
8/26/2022	<0.005	
2/27/2023		<0.005
8/9/2023		0.0031 (J)
3/1/2024		<0.005

ND substitution: RL or RL/2 if <15% NDs.

Prediction Limit

Constituent: Zinc (mg/L) Analysis Run 3/29/2024 11:44 AM View: Appendix I - Intrawell

Plant Scherer Data: Scherer Cell 1-CCR

	GWC-14	GWC-14
5/9/2010	<0.005	
6/18/2010	<0.005	
7/28/2010	<0.005	
9/9/2010	<0.005	
4/30/2011	<0.005	
10/28/2011	<0.005	
5/3/2012	<0.005	
11/10/2012	<0.005	
5/8/2013	<0.005	
11/5/2013	<0.005	
5/20/2014	<0.005	
11/12/2014	<0.005	
5/24/2015	<0.005	
11/11/2015	<0.005	
4/13/2016	<0.005 (D)	
10/4/2016	<0.005	
4/6/2017	<0.005	
10/5/2017	<0.005	
3/20/2018	<0.005	
10/2/2018	<0.005	
3/26/2019	<0.005	
9/11/2019	0.0038 (J)	
3/18/2020	<0.005	
9/9/2020	<0.005	
4/1/2021	<0.005	
8/11/2021	<0.005	
2/16/2022	<0.005	
8/26/2022	<0.005	
2/27/2023		<0.005
8/9/2023		<0.005
3/1/2024		0.024

ND substitution: RL or RL/2 if <15% NDs.

Prediction Limit

Constituent: Zinc (mg/L) Analysis Run 3/29/2024 11:44 AM View: Appendix I - Intrawell

Plant Scherer Data: Scherer Cell 1-CCR

	GWC-18	GWC-18
5/10/2010	<0.005	
6/16/2010	<0.005	
7/26/2010	<0.005	
9/7/2010	<0.005	
4/29/2011	<0.005	
10/28/2011	<0.005	
5/2/2012	<0.005	
11/9/2012	<0.005	
5/8/2013	<0.005	
11/6/2013	<0.005	
5/23/2014	<0.005	
11/8/2014	<0.005	
5/22/2015	<0.005	
11/10/2015	<0.005	
4/11/2016	<0.005	
10/5/2016	<0.005	
4/6/2017	<0.005	
10/5/2017	<0.005	
3/20/2018	<0.005	
10/2/2018	<0.005	
3/26/2019	<0.005	
9/11/2019	0.0077	
3/18/2020	<0.005	
9/9/2020	<0.005	
4/1/2021	<0.005	
8/11/2021	<0.005	
2/16/2022	<0.005	
8/25/2022	<0.005	
2/28/2023		<0.005
8/9/2023		<0.005
2/29/2024		0.0032 (J)

ND substitution: RL or RL/2 if <15% NDs.

Prediction Limit

Constituent: Zinc (mg/L) Analysis Run 3/29/2024 11:44 AM View: Appendix I - Intrawell

Plant Scherer Data: Scherer Cell 1-CCR

	GWC-19	GWC-19
5/11/2010	<0.005	
6/16/2010	<0.005	
7/27/2010	<0.005	
9/7/2010	<0.005	
4/29/2011	<0.005	
10/28/2011	<0.005	
5/2/2012	<0.005	
11/9/2012	<0.005	
5/9/2013	<0.005	
11/6/2013	<0.005	
5/22/2014	<0.005	
11/8/2014	<0.005	
5/23/2015	<0.005	
11/10/2015	<0.005	
4/11/2016	<0.005	
10/5/2016	0.0085 (O)	
4/5/2017	<0.005	
10/5/2017	<0.005	
3/20/2018	<0.005	
10/2/2018	<0.005	
3/26/2019	<0.005	
9/12/2019	0.0059	
3/19/2020	<0.005	
9/9/2020	<0.005	
4/5/2021	<0.005	
8/11/2021	<0.005	
2/16/2022	<0.005	
8/25/2022	<0.005	
2/28/2023		<0.005
8/8/2023		<0.005
2/29/2024		<0.005

ND substitution: RL or RL/2 if <15% NDs.

Prediction Limit

Constituent: Zinc (mg/L) Analysis Run 3/29/2024 11:44 AM View: Appendix I - Intrawell

Plant Scherer Data: Scherer Cell 1-CCR

	GWC-2	GWC-2
5/11/2010	<0.005	
6/19/2010	<0.005	
7/27/2010	<0.005	
9/9/2010	<0.005	
4/28/2011	<0.005	
10/28/2011	<0.005	
5/3/2012	<0.005	
11/9/2012	<0.005	
5/9/2013	<0.005	
11/5/2013	<0.005	
5/22/2014	<0.005	
11/13/2014	<0.005	
5/24/2015	<0.005	
11/11/2015	<0.005	
4/12/2016	<0.005	
10/4/2016	<0.005	
4/6/2017	<0.005	
10/4/2017	<0.005	
3/20/2018	<0.005	
10/2/2018	<0.005	
3/26/2019	<0.005	
9/10/2019	0.004 (J)	
3/18/2020	<0.005	
9/9/2020	<0.005	
4/1/2021	0.01	
8/12/2021	<0.005	
2/15/2022	<0.005	
8/26/2022	<0.005	
2/27/2023		<0.005
8/9/2023		0.0046 (J)
3/1/2024		<0.005

ND substitution: RL or RL/2 if <15% NDs.

Prediction Limit

Constituent: Zinc (mg/L) Analysis Run 3/29/2024 11:44 AM View: Appendix I - Intrawell

Plant Scherer Data: Scherer Cell 1-CCR

	GWC-20	GWC-20
5/11/2010	<0.005	
6/17/2010	<0.005	
7/27/2010	<0.005	
9/7/2010	<0.005	
4/29/2011	<0.005	
10/28/2011	<0.005	
5/3/2012	<0.005	
11/10/2012	<0.005	
5/9/2013	<0.005	
11/6/2013	<0.005	
5/22/2014	<0.005	
11/9/2014	<0.005	
5/24/2015	<0.005	
11/10/2015	<0.005	
4/12/2016	<0.005	
10/5/2016	<0.005	
4/6/2017	<0.005	
10/5/2017	<0.005	
3/21/2018	<0.005	
10/3/2018	<0.005	
3/26/2019	<0.005	
9/12/2019	0.0065	
3/19/2020	<0.005	
9/10/2020	<0.005	
4/5/2021	<0.005	
8/11/2021	<0.005	
2/16/2022	<0.005	
8/25/2022	0.0063	
2/28/2023		<0.005
8/8/2023		<0.005
3/1/2024		<0.005

ND substitution: RL or RL/2 if <15% NDs.

Prediction Limit

Constituent: Zinc (mg/L) Analysis Run 3/29/2024 11:44 AM View: Appendix I - Intrawell

Plant Scherer Data: Scherer Cell 1-CCR

	GWC-3	GWC-3
5/11/2010	0.018 (O)	
6/17/2010	<0.005	
7/28/2010	0.016 (O)	
9/7/2010	<0.005	
4/29/2011	<0.005	
10/28/2011	<0.005	
5/3/2012	<0.005	
11/9/2012	<0.005	
5/10/2013	<0.005	
11/6/2013	<0.005	
5/22/2014	<0.005	
11/9/2014	<0.005	
5/22/2015	<0.005	
11/10/2015	<0.005	
4/12/2016	<0.005 (D)	
10/5/2016	0.01 (O)	
4/6/2017	<0.005	
10/5/2017	<0.005	
3/21/2018	<0.005	
10/3/2018	<0.005	
3/26/2019	<0.005	
9/10/2019	0.0069	
3/18/2020	<0.005	
9/10/2020	<0.005	
4/6/2021	<0.005	
8/12/2021	0.0035 (J)	
2/15/2022	<0.005	
8/25/2022	<0.005	
2/28/2023		<0.005
8/9/2023		<0.005
3/4/2024		<0.005

ND substitution: RL or RL/2 if <15% NDs.

Prediction Limit

Constituent: Zinc (mg/L) Analysis Run 3/29/2024 11:44 AM View: Appendix I - Intrawell

Plant Scherer Data: Scherer Cell 1-CCR

	GWC-4	GWC-4
5/11/2010	<0.005	
6/17/2010	<0.005	
7/28/2010	<0.005	
9/8/2010	<0.005	
4/28/2011	<0.005	
10/29/2011	<0.005	
5/3/2012	<0.005	
11/10/2012	<0.005	
5/10/2013	<0.005	
11/6/2013	<0.005	
5/22/2014	<0.005	
11/9/2014	<0.005	
5/22/2015	<0.005	
11/11/2015	<0.005	
4/12/2016	0.00203 (J)	
10/6/2016	<0.005	
4/6/2017	<0.005	
10/6/2017	<0.005	
3/21/2018	<0.005	
10/3/2018	<0.005	
3/26/2019	<0.005	
9/10/2019	0.006	
3/19/2020	<0.005	
9/10/2020	<0.005	
4/2/2021	<0.005	
8/12/2021	<0.005	
2/15/2022	<0.005	
8/25/2022	<0.005	
2/27/2023		<0.005
8/8/2023		<0.005
2/29/2024		<0.005

ND substitution: RL or RL/2 if <15% NDs.

Prediction Limit

Constituent: Zinc (mg/L) Analysis Run 3/29/2024 11:44 AM View: Appendix I - Intrawell

Plant Scherer Data: Scherer Cell 1-CCR

	GWC-5	GWC-5
5/11/2010	<0.005	
6/18/2010	<0.005	
7/27/2010	<0.005	
9/9/2010	<0.005	
4/29/2011	<0.005	
10/28/2011	<0.005	
5/4/2012	<0.005	
11/10/2012	<0.005	
5/9/2013	<0.005	
11/6/2013	<0.005	
5/22/2014	<0.005	
11/9/2014	<0.005	
5/24/2015	<0.005	
11/11/2015	0.0089 (J)	
4/19/2016	0.0133 (O)	
10/6/2016	<0.005	
4/6/2017	0.0087 (J)	
10/5/2017	0.0078 (J)	
3/22/2018	0.0086 (J)	
10/3/2018	<0.005	
3/27/2019	<0.005	
9/11/2019	0.0074	
3/18/2020	0.0045 (J)	
9/9/2020	<0.005	
4/1/2021	<0.005	
8/12/2021	0.0034 (J)	
2/15/2022	0.0034 (J)	
8/25/2022	<0.005	
2/28/2023		<0.005
8/8/2023		<0.005
2/29/2024		<0.005

ND substitution: RL or RL/2 if <15% NDs.

Prediction Limit

Constituent: Zinc (mg/L) Analysis Run 3/29/2024 11:44 AM View: Appendix I - Intrawell

Plant Scherer Data: Scherer Cell 1-CCR

	GWC-6	GWC-6
5/11/2010	<0.005	
6/18/2010	<0.005	
7/27/2010	<0.005	
9/9/2010	<0.005	
4/30/2011	<0.005	
10/29/2011	<0.005	
5/4/2012	<0.005	
11/10/2012	<0.005	
5/9/2013	<0.005	
11/7/2013	<0.005	
5/21/2014	<0.005	
11/9/2014	<0.005	
5/24/2015	<0.005	
11/11/2015	<0.005	
4/12/2016	<0.005	
10/6/2016	<0.005	
4/6/2017	<0.005	
10/6/2017	<0.005	
3/21/2018	<0.005	
10/3/2018	<0.005	
3/26/2019	<0.005	
9/11/2019	0.0062	
3/18/2020	<0.005	
9/10/2020	<0.005	
4/5/2021	<0.005	
8/11/2021	<0.005	
2/15/2022	<0.005	
8/25/2022	<0.005	
2/27/2023		<0.005
8/8/2023		<0.005
2/29/2024		<0.005

ND substitution: RL or RL/2 if <15% NDs.

Prediction Limit

Constituent: Zinc (mg/L) Analysis Run 3/29/2024 11:44 AM View: Appendix I - Intrawell

Plant Scherer Data: Scherer Cell 1-CCR

	GWC-7	GWC-7
5/10/2010	<0.005	
6/18/2010	<0.005	
7/28/2010	<0.005	
9/9/2010	<0.005	
4/30/2011	<0.005	
10/29/2011	<0.005	
5/4/2012	<0.005	
11/10/2012	<0.005	
5/9/2013	<0.005	
11/7/2013	<0.005	
5/21/2014	<0.005	
11/12/2014	<0.005	
5/24/2015	<0.005	
11/11/2015	<0.005	
4/13/2016	<0.005 (D)	
10/6/2016	<0.005	
4/7/2017	<0.005	
10/6/2017	<0.005	
3/22/2018	<0.005	
10/4/2018	<0.005	
3/27/2019	<0.005	
9/11/2019	0.0074	
3/19/2020	<0.005	
9/10/2020	<0.005	
4/1/2021	<0.005	
8/11/2021	<0.005	
2/15/2022	0.0037 (J)	
8/25/2022	<0.005	
2/27/2023		<0.005
8/8/2023		<0.005
2/29/2024		<0.005

ND substitution: RL or RL/2 if <15% NDs.

Prediction Limit

Constituent: Zinc (mg/L) Analysis Run 3/29/2024 11:44 AM View: Appendix I - Intrawell

Plant Scherer Data: Scherer Cell 1-CCR

	GWC-8A	GWC-8A
5/10/2010	<0.005	
6/19/2010	0.0081 (J)	
7/28/2010	0.017 (J)	
9/8/2010	0.085	
4/30/2011	0.13 (O)	
10/27/2011	0.03	
5/4/2012	0.029	
11/11/2012	0.046	
5/10/2013	0.23 (O)	
11/7/2013	0.028	
5/21/2014	0.015 (J)	
11/13/2014	0.13 (O)	
5/23/2015	0.059	
11/11/2015	0.079	
4/19/2016	0.0218	
10/10/2016	0.013 (J)	
4/7/2017	<0.005	
10/9/2017	<0.005	
3/22/2018	<0.005	
10/4/2018	<0.005	
3/27/2019	<0.005	
9/11/2019	0.0052	
3/18/2020	<0.005	
9/9/2020	<0.005	
4/5/2021	<0.005	
8/12/2021	<0.005	
2/15/2022	<0.005	
8/25/2022	<0.005	
2/27/2023		0.016
8/8/2023		<0.005
2/29/2024		<0.005

ND substitution: RL or RL/2 if <15% NDs.

Prediction Limit

Constituent: Zinc (mg/L) Analysis Run 3/29/2024 11:44 AM View: Appendix I - Intrawell

Plant Scherer Data: Scherer Cell 1-CCR

	GWC-9	GWC-9
5/10/2010	<0.005	
6/16/2010	<0.005	
7/27/2010	<0.005	
9/8/2010	<0.005	
4/29/2011	<0.005	
10/27/2011	<0.005	
5/3/2012	<0.005	
11/11/2012	<0.005	
5/9/2013	<0.005	
11/6/2013	<0.005	
5/21/2014	<0.005	
11/12/2014	<0.005	
5/23/2015	<0.005	
11/12/2015	<0.005	
4/13/2016	<0.005 (D)	
10/6/2016	<0.005	
4/6/2017	<0.005	
10/5/2017	<0.005	
3/21/2018	<0.005	
10/2/2018	<0.005	
3/27/2019	<0.005	
9/11/2019	0.0037 (J)	
3/18/2020	<0.005	
9/9/2020	<0.005	
4/1/2021	<0.005	
8/12/2021	<0.005	
2/15/2022	<0.005	
8/25/2022	<0.005	
2/27/2023		<0.005
8/8/2023		<0.005
3/1/2024		<0.005

ND substitution: RL or RL/2 if <15% NDs.

FIGURE E.

Appendix III Intrawell Prediction Limits - Significant Results

Plant Scherer Data: Scherer Cell 1-CCR Printed 3/29/2024, 12:02 PM

Constituent	Well	Upper Lim.	Lower Lim.	Date	Observ.	Sig.	Bg N	Bg Mean	Std. Dev.	%NDs	ND Adj.	Transform	Alpha	Method
Calcium (mg/L)	GWA-16	14.22	n/a	2/28/2024	15	Yes	19	11.57	1.07	0	None	No	0.0004426	Param Intra 1 of 2
Calcium (mg/L)	GWC-19	15.99	n/a	2/29/2024	19	Yes	15	11.46	1.718	0	None	No	0.0004426	Param Intra 1 of 2
Calcium (mg/L)	GWC-20	15.76	n/a	3/1/2024	17	Yes	19	184.5	25.79	0	None	x^2	0.0004426	Param Intra 1 of 2
Calcium (mg/L)	GWC-4	17.6	n/a	2/29/2024	31	Yes	19	13	1.856	0	None	No	0.0004426	Param Intra 1 of 2
Calcium (mg/L)	GWC-6	19.5	n/a	2/29/2024	20	Yes	19	n/a	n/a	0	n/a	n/a	0.004832	NP Intra (normality) 1 of 2
Calcium (mg/L)	GWC-7	16	n/a	2/29/2024	17	Yes	19	n/a	n/a	0	n/a	n/a	0.004832	NP Intra (normality) 1 of 2
Calcium (mg/L)	GWC-8A	45.47	n/a	2/29/2024	49	Yes	10	25.9	6.402	0	None	No	0.0004426	Param Intra 1 of 2
Chloride (mg/L)	GWC-11	2.071	n/a	2/29/2024	2.2	Yes	19	1.778	0.1181	0	None	No	0.0004426	Param Intra 1 of 2
Chloride (mg/L)	GWC-12	2.153	n/a	2/29/2024	2.3	Yes	19	1.331	0.0551	0	None	sqrt(x)	0.0004426	Param Intra 1 of 2
Chloride (mg/L)	GWC-14	3.819	n/a	3/1/2024	4.7	Yes	19	3.022	0.3219	0	None	No	0.0004426	Param Intra 1 of 2
Chloride (mg/L)	GWC-18	3.018	n/a	2/29/2024	3.2	Yes	19	2.575	0.1785	0	None	No	0.0004426	Param Intra 1 of 2
Chloride (mg/L)	GWC-19	2.8	n/a	2/29/2024	3.1	Yes	19	n/a	n/a	0	n/a	n/a	0.004832	NP Intra (normality) 1 of 2
Chloride (mg/L)	GWC-20	2.33	n/a	3/1/2024	2.5	Yes	19	15.49	5.649	5.263	None	x^4	0.0004426	Param Intra 1 of 2
Chloride (mg/L)	GWC-4	16.42	n/a	2/29/2024	21	Yes	19	8.083	3.363	0	None	No	0.0004426	Param Intra 1 of 2
Chloride (mg/L)	GWC-7	3	n/a	2/29/2024	4.8	Yes	19	n/a	n/a	0	n/a	n/a	0.004832	NP Intra (normality) 1 of 2
Chloride (mg/L)	GWC-9	4.596	n/a	3/1/2024	5.2	Yes	19	3.639	0.3861	0	None	No	0.0004426	Param Intra 1 of 2
pH (S.U.)	GWA-17	6.376	5.66	2/28/2024	6.41	Yes	22	6.018	0.149	0	None	No	0.0002213	Param Intra 1 of 2
pH (S.U.)	GWC-20	6.713	6.333	3/1/2024	6.73	Yes	25	6.523	0.08092	0	None	No	0.0002213	Param Intra 1 of 2
pH (S.U.)	GWC-5	6.238	5.374	2/29/2024	6.25	Yes	23	5.806	0.1811	0	None	No	0.0002213	Param Intra 1 of 2
pH (S.U.)	GWC-7	6.42	5.96	2/29/2024	6.57	Yes	21	n/a	n/a	0	n/a	n/a	0.007998	NP Intra (normality) 1 of 2
Sulfate (mg/L)	GWC-10	1.2	n/a	3/1/2024	4.7	Yes	11	n/a	n/a	27.27	n/a	n/a	0.01276	NP Intra (normality) 1 of 2
Sulfate (mg/L)	GWC-18	1	n/a	2/29/2024	1.8	Yes	19	n/a	n/a	84.21	n/a	n/a	0.004832	NP Intra (NDs) 1 of 2
Sulfate (mg/L)	GWC-2	1.1	n/a	3/1/2024	1.2	Yes	19	n/a	n/a	57.89	n/a	n/a	0.004832	NP Intra (NDs) 1 of 2
Sulfate (mg/L)	GWC-3	1.1	n/a	3/4/2024	10	Yes	19	n/a	n/a	57.89	n/a	n/a	0.004832	NP Intra (NDs) 1 of 2
Sulfate (mg/L)	GWC-4	6.288	n/a	2/29/2024	84	Yes	15	2.937	1.27	0	None	No	0.0004426	Param Intra 1 of 2
Sulfate (mg/L)	GWC-6	17.05	n/a	2/29/2024	25	Yes	19	10.62	2.592	0	None	No	0.0004426	Param Intra 1 of 2
Sulfate (mg/L)	GWC-7	1	n/a	2/29/2024	1.5	Yes	19	n/a	n/a	78.95	n/a	n/a	0.004832	NP Intra (NDs) 1 of 2
Total Dissolved Solids (mg/L)	GWC-4	178.1	n/a	2/29/2024	260	Yes	19	123.4	22.1	0	None	No	0.0004426	Param Intra 1 of 2

Appendix III Intrawell Prediction Limits - All Results

Plant Scherer Data: Scherer Cell 1-CCR Printed 3/29/2024, 12:02 PM

Constituent	Well	Upper Lim.	Lower Lim.	Date	Observ.	Sig.	Bg N	Bg Mean	Std. Dev.	%NDs	ND Adj.	Transform	Alpha	Method
Boron (mg/L)	GWA-15	0.08	n/a	3/4/2024	0.08ND	No	19	n/a	n/a	100	n/a	n/a	0.004832	NP Intra (NDs) 1 of 2
Boron (mg/L)	GWA-17	0.08	n/a	2/28/2024	0.08ND	No	19	n/a	n/a	94.74	n/a	n/a	0.004832	NP Intra (NDs) 1 of 2
Boron (mg/L)	GWC-1	0.08	n/a	3/1/2024	0.08ND	No	19	n/a	n/a	94.74	n/a	n/a	0.004832	NP Intra (NDs) 1 of 2
Boron (mg/L)	GWC-10	0.11	n/a	3/1/2024	0.08ND	No	20	n/a	n/a	90	n/a	n/a	0.004291	NP Intra (NDs) 1 of 2
Boron (mg/L)	GWC-12	0.08	n/a	2/29/2024	0.024J	No	19	n/a	n/a	100	n/a	n/a	0.004832	NP Intra (NDs) 1 of 2
Boron (mg/L)	GWC-13	0.08	n/a	3/1/2024	0.08ND	No	19	n/a	n/a	94.74	n/a	n/a	0.004832	NP Intra (NDs) 1 of 2
Boron (mg/L)	GWC-2	0.08	n/a	3/1/2024	0.023J	No	19	n/a	n/a	100	n/a	n/a	0.004832	NP Intra (NDs) 1 of 2
Boron (mg/L)	GWC-20	0.12	n/a	3/1/2024	0.025J	No	20	n/a	n/a	95	n/a	n/a	0.004291	NP Intra (NDs) 1 of 2
Boron (mg/L)	GWC-3	0.08	n/a	3/4/2024	0.08ND	No	19	n/a	n/a	94.74	n/a	n/a	0.004832	NP Intra (NDs) 1 of 2
Boron (mg/L)	GWC-5	0.4324	n/a	2/29/2024	0.17	No	8	0.2425	0.05471	0	None	No	0.0004426	Param Intra 1 of 2
Boron (mg/L)	GWC-6	0.08	n/a	2/29/2024	0.08ND	No	19	n/a	n/a	89.47	n/a	n/a	0.004832	NP Intra (NDs) 1 of 2
Boron (mg/L)	GWC-7	0.08	n/a	2/29/2024	0.08ND	No	19	n/a	n/a	94.74	n/a	n/a	0.004832	NP Intra (NDs) 1 of 2
Boron (mg/L)	GWC-8A	0.3066	n/a	2/29/2024	0.15	No	18	0.1836	0.04898	0	None	No	0.0004426	Param Intra 1 of 2
Boron (mg/L)	GWC-9	0.1361	n/a	3/1/2024	0.085	No	19	0.08772	0.01951	0	None	No	0.0004426	Param Intra 1 of 2
Calcium (mg/L)	GWA-15	5.375	n/a	3/4/2024	3.8	No	19	4.201	0.4735	0	None	No	0.0004426	Param Intra 1 of 2
Calcium (mg/L)	**GWA-16**	**14.22**	**n/a**	**2/28/2024**	**15**	**Yes**	**19**	**11.57**	**1.07**	**0**	**None**	**No**	**0.0004426**	**Param Intra 1 of 2**
Calcium (mg/L)	GWA-17	9.115	n/a	2/28/2024	9	No	19	6.878	0.9026	0	None	No	0.0004426	Param Intra 1 of 2
Calcium (mg/L)	GWC-1	20.21	n/a	3/1/2024	18	No	19	17.15	1.234	0	None	No	0.0004426	Param Intra 1 of 2
Calcium (mg/L)	GWC-10	21.73	n/a	3/1/2024	20	No	19	17.16	1.845	0	None	No	0.0004426	Param Intra 1 of 2
Calcium (mg/L)	GWC-11	14.93	n/a	2/29/2024	14	No	19	12.76	0.8783	0	None	No	0.0004426	Param Intra 1 of 2
Calcium (mg/L)	GWC-12	1.519	n/a	2/29/2024	1.4	No	19	1.042	0.07706	0	None	sqrt(x)	0.0004426	Param Intra 1 of 2
Calcium (mg/L)	GWC-13	8.877	n/a	3/1/2024	7.6	No	19	1.874	0.0794	0	None	x^(1/3)	0.0004426	Param Intra 1 of 2
Calcium (mg/L)	GWC-14	7.642	n/a	3/1/2024	7.6	No	19	6.478	0.4694	0	None	No	0.0004426	Param Intra 1 of 2
Calcium (mg/L)	GWC-18	11.6	n/a	2/29/2024	11	No	19	n/a	n/a	0	n/a	n/a	0.004832	NP Intra (normality) 1 of 2
Calcium (mg/L)	**GWC-19**	**15.99**	**n/a**	**2/29/2024**	**19**	**Yes**	**15**	**11.46**	**1.718**	**0**	**None**	**No**	**0.0004426**	**Param Intra 1 of 2**
Calcium (mg/L)	GWC-2	20.12	n/a	3/1/2024	18	No	19	17.25	1.158	0	None	No	0.0004426	Param Intra 1 of 2
Calcium (mg/L)	**GWC-20**	**15.76**	**n/a**	**3/1/2024**	**17**	**Yes**	**19**	**184.5**	**25.79**	**0**	**None**	**x^2**	**0.0004426**	**Param Intra 1 of 2**
Calcium (mg/L)	GWC-3	10.81	n/a	3/4/2024	8.9	No	19	7.627	1.286	0	None	No	0.0004426	Param Intra 1 of 2
Calcium (mg/L)	**GWC-4**	**17.6**	**n/a**	**2/29/2024**	**31**	**Yes**	**19**	**13**	**1.856**	**0**	**None**	**No**	**0.0004426**	**Param Intra 1 of 2**
Calcium (mg/L)	GWC-5	170	n/a	2/29/2024	30	No	10	7.514	1.807	0	None	sqrt(x)	0.0004426	Param Intra 1 of 2
Calcium (mg/L)	**GWC-6**	**19.5**	**n/a**	**2/29/2024**	**20**	**Yes**	**19**	**n/a**	**n/a**	**0**	**n/a**	**n/a**	**0.004832**	**NP Intra (normality) 1 of 2**
Calcium (mg/L)	**GWC-7**	**16**	**n/a**	**2/29/2024**	**17**	**Yes**	**19**	**n/a**	**n/a**	**0**	**n/a**	**n/a**	**0.004832**	**NP Intra (normality) 1 of 2**
Calcium (mg/L)	**GWC-8A**	**45.47**	**n/a**	**2/29/2024**	**49**	**Yes**	**10**	**25.9**	**6.402**	**0**	**None**	**No**	**0.0004426**	**Param Intra 1 of 2**
Calcium (mg/L)	GWC-9	21	n/a	3/1/2024	20	No	20	n/a	n/a	0	n/a	n/a	0.004291	NP Intra (normality) 1 of 2
Chloride (mg/L)	GWA-15	7.2	n/a	3/4/2024	5.6	No	19	n/a	n/a	0	n/a	n/a	0.004832	NP Intra (normality) 1 of 2
Chloride (mg/L)	GWA-16	2.057	n/a	2/28/2024	1.6	No	19	1.286	0.05984	0	None	sqrt(x)	0.0004426	Param Intra 1 of 2
Chloride (mg/L)	GWA-17	2.018	n/a	2/28/2024	1.4	No	19	1.536	0.1945	0	None	No	0.0004426	Param Intra 1 of 2
Chloride (mg/L)	GWC-1	4.687	n/a	3/1/2024	4.2	No	19	3.864	0.3318	0	None	No	0.0004426	Param Intra 1 of 2
Chloride (mg/L)	GWC-10	5	n/a	3/1/2024	5	No	19	n/a	n/a	0	n/a	n/a	0.004832	NP Intra (normality) 1 of 2
Chloride (mg/L)	**GWC-11**	**2.071**	**n/a**	**2/29/2024**	**2.2**	**Yes**	**19**	**1.778**	**0.1181**	**0**	**None**	**No**	**0.0004426**	**Param Intra 1 of 2**
Chloride (mg/L)	**GWC-12**	**2.153**	**n/a**	**2/29/2024**	**2.3**	**Yes**	**19**	**1.331**	**0.0551**	**0**	**None**	**sqrt(x)**	**0.0004426**	**Param Intra 1 of 2**
Chloride (mg/L)	GWC-13	1.945	n/a	3/1/2024	1.8	No	19	1.559	0.1557	0	None	No	0.0004426	Param Intra 1 of 2
Chloride (mg/L)	**GWC-14**	**3.819**	**n/a**	**3/1/2024**	**4.7**	**Yes**	**19**	**3.022**	**0.3219**	**0**	**None**	**No**	**0.0004426**	**Param Intra 1 of 2**
Chloride (mg/L)	**GWC-18**	**3.018**	**n/a**	**2/29/2024**	**3.2**	**Yes**	**19**	**2.575**	**0.1785**	**0**	**None**	**No**	**0.0004426**	**Param Intra 1 of 2**
Chloride (mg/L)	**GWC-19**	**2.8**	**n/a**	**2/29/2024**	**3.1**	**Yes**	**19**	**n/a**	**n/a**	**0**	**n/a**	**n/a**	**0.004832**	**NP Intra (normality) 1 of 2**
Chloride (mg/L)	GWC-2	2.7	n/a	3/1/2024	2.5	No	19	2.165	0.2156	0	None	No	0.0004426	Param Intra 1 of 2
Chloride (mg/L)	**GWC-20**	**2.33**	**n/a**	**3/1/2024**	**2.5**	**Yes**	**19**	**15.49**	**5.649**	**5.263**	**None**	**x^4**	**0.0004426**	**Param Intra 1 of 2**
Chloride (mg/L)	GWC-3	3.909	n/a	3/4/2024	3	No	19	3.144	0.3088	0	None	No	0.0004426	Param Intra 1 of 2
Chloride (mg/L)	**GWC-4**	**16.42**	**n/a**	**2/29/2024**	**21**	**Yes**	**19**	**8.083**	**3.363**	**0**	**None**	**No**	**0.0004426**	**Param Intra 1 of 2**
Chloride (mg/L)	GWC-5	66.16	n/a	2/29/2024	8.2	No	9	23.74	12.99	0	None	No	0.0004426	Param Intra 1 of 2
Chloride (mg/L)	GWC-6	8.555	n/a	2/29/2024	7	No	18	6.078	0.9867	0	None	No	0.0004426	Param Intra 1 of 2
Chloride (mg/L)	**GWC-7**	**3**	**n/a**	**2/29/2024**	**4.8**	**Yes**	**19**	**n/a**	**n/a**	**0**	**n/a**	**n/a**	**0.004832**	**NP Intra (normality) 1 of 2**
Chloride (mg/L)	GWC-8A	10.75	n/a	2/29/2024	8.1	No	18	1.972	0.09371	0	None	x^(1/3)	0.0004426	Param Intra 1 of 2
Chloride (mg/L)	**GWC-9**	**4.596**	**n/a**	**3/1/2024**	**5.2**	**Yes**	**19**	**3.639**	**0.3861**	**0**	**None**	**No**	**0.0004426**	**Param Intra 1 of 2**
Fluoride (mg/L)	GWA-15	0.1	n/a	3/4/2024	0.1ND	No	19	n/a	n/a	78.95	n/a	n/a	0.004832	NP Intra (NDs) 1 of 2

Appendix III Intrawell Prediction Limits - All Results

Plant Scherer Data: Scherer Cell 1-CCR Printed 3/29/2024, 12:02 PM

Constituent	Well	Upper Lim.	Lower Lim.	Date	Observ.	Sig.	Bg N	Bg Mean	Std. Dev.	%NDs	ND Adj.	Transform	Alpha	Method
Fluoride (mg/L)	GWA-16	0.1	n/a	2/28/2024	0.1ND	No	19	n/a	n/a	52.63	n/a	n/a	0.004832	NP Intra (NDs) 1 of 2
Fluoride (mg/L)	GWA-17	0.1	n/a	2/28/2024	0.1ND	No	19	n/a	n/a	52.63	n/a	n/a	0.004832	NP Intra (NDs) 1 of 2
Fluoride (mg/L)	GWC-1	0.1241	n/a	3/1/2024	0.1ND	No	20	0.07823	0.01874	25	Kaplan-Meier	No	0.0004426	Param Intra 1 of 2
Fluoride (mg/L)	GWC-10	0.1	n/a	3/1/2024	0.1ND	No	19	n/a	n/a	47.37	n/a	n/a	0.004832	NP Intra (normality) 1 of 2
Fluoride (mg/L)	GWC-11	0.1	n/a	2/29/2024	0.1ND	No	19	n/a	n/a	52.63	n/a	n/a	0.004832	NP Intra (NDs) 1 of 2
Fluoride (mg/L)	GWC-12	0.1	n/a	2/29/2024	0.1ND	No	19	n/a	n/a	68.42	n/a	n/a	0.004832	NP Intra (NDs) 1 of 2
Fluoride (mg/L)	GWC-13	0.1	n/a	3/1/2024	0.1ND	No	19	n/a	n/a	57.89	n/a	n/a	0.004832	NP Intra (NDs) 1 of 2
Fluoride (mg/L)	GWC-14	0.1	n/a	3/1/2024	0.1ND	No	19	n/a	n/a	68.42	n/a	n/a	0.004832	NP Intra (NDs) 1 of 2
Fluoride (mg/L)	GWC-18	0.1	n/a	2/29/2024	0.1ND	No	19	n/a	n/a	57.89	n/a	n/a	0.004832	NP Intra (NDs) 1 of 2
Fluoride (mg/L)	GWC-19	0.1	n/a	2/29/2024	0.1ND	No	19	n/a	n/a	57.89	n/a	n/a	0.004832	NP Intra (NDs) 1 of 2
Fluoride (mg/L)	GWC-2	0.1	n/a	3/1/2024	0.1ND	No	19	n/a	n/a	52.63	n/a	n/a	0.004832	NP Intra (NDs) 1 of 2
Fluoride (mg/L)	GWC-20	0.1	n/a	3/1/2024	0.1ND	No	19	n/a	n/a	63.16	n/a	n/a	0.004832	NP Intra (NDs) 1 of 2
Fluoride (mg/L)	GWC-3	0.1	n/a	3/4/2024	0.1ND	No	19	n/a	n/a	47.37	n/a	n/a	0.004832	NP Intra (normality) 1 of 2
Fluoride (mg/L)	GWC-4	0.1446	n/a	2/29/2024	0.05ND	No	19	0.01008	0.00437	0	None	x^2	0.0004426	Param Intra 1 of 2
Fluoride (mg/L)	GWC-5	0.16	n/a	2/29/2024	0.1ND	No	20	n/a	n/a	50	n/a	n/a	0.004291	NP Intra (normality) 1 of 2
Fluoride (mg/L)	GWC-6	0.1	n/a	2/29/2024	0.1ND	No	19	n/a	n/a	52.63	n/a	n/a	0.004832	NP Intra (NDs) 1 of 2
Fluoride (mg/L)	GWC-7	0.12	n/a	2/29/2024	0.1ND	No	19	n/a	n/a	52.63	n/a	n/a	0.004832	NP Intra (NDs) 1 of 2
Fluoride (mg/L)	GWC-8A	0.2068	n/a	2/29/2024	0.05ND	No	18	0.09939	0.04279	0	None	No	0.0004426	Param Intra 1 of 2
Fluoride (mg/L)	GWC-9	0.1	n/a	3/1/2024	0.1ND	No	19	n/a	n/a	42.11	n/a	n/a	0.004832	NP Intra (normality) 1 of 2
pH (S.U.)	GWA-15	5.739	5.209	3/4/2024	5.24	No	23	5.474	0.1111	0	None	No	0.0002213	Param Intra 1 of 2
pH (S.U.)	GWA-16	6.555	6.214	2/28/2024	6.49	No	22	6.384	0.07089	0	None	No	0.0002213	Param Intra 1 of 2
pH (S.U.)	**GWA-17**	**6.376**	**5.66**	**2/28/2024**	**6.41**	**Yes**	**22**	**6.018**	**0.149**	**0**	**None**	**No**	**0.0002213**	**Param Intra 1 of 2**
pH (S.U.)	GWC-1	6.787	6.263	3/1/2024	6.71	No	23	6.525	0.1099	0	None	No	0.0002213	Param Intra 1 of 2
pH (S.U.)	GWC-10	6.617	6.06	3/1/2024	6.47	No	24	6.338	0.1176	0	None	No	0.0002213	Param Intra 1 of 2
pH (S.U.)	GWC-11	6.371	5.929	2/29/2024	6.26	No	22	6.15	0.09196	0	None	No	0.0002213	Param Intra 1 of 2
pH (S.U.)	GWC-12	5.44	4.817	2/29/2024	5.24	No	23	5.128	0.1305	0	None	No	0.0002213	Param Intra 1 of 2
pH (S.U.)	GWC-13	6.051	5.681	3/1/2024	5.9	No	23	202.5	8.027	0	None	x^3	0.0002213	Param Intra 1 of 2
pH (S.U.)	GWC-14	5.862	5.335	3/1/2024	5.55	No	22	5.598	0.1095	0	None	No	0.0002213	Param Intra 1 of 2
pH (S.U.)	GWC-18	6.527	6.151	2/29/2024	6.51	No	23	6.339	0.07879	0	None	No	0.0002213	Param Intra 1 of 2
pH (S.U.)	GWC-19	6.528	6.2	2/29/2024	6.33	No	23	6.364	0.0688	0	None	No	0.0002213	Param Intra 1 of 2
pH (S.U.)	GWC-2	7	6.23	3/1/2024	6.5	No	21	n/a	n/a	0	n/a	n/a	0.007998	NP Intra (normality) 1 of 2
pH (S.U.)	**GWC-20**	**6.713**	**6.333**	**3/1/2024**	**6.73**	**Yes**	**25**	**6.523**	**0.08092**	**0**	**None**	**No**	**0.0002213**	**Param Intra 1 of 2**
pH (S.U.)	GWC-3	6.199	5.711	3/4/2024	6.11	No	22	5.955	0.1016	0	None	No	0.0002213	Param Intra 1 of 2
pH (S.U.)	GWC-4	6.554	6.011	2/29/2024	6.31	No	24	6.282	0.1147	0	None	No	0.0002213	Param Intra 1 of 2
pH (S.U.)	**GWC-5**	**6.238**	**5.374**	**2/29/2024**	**6.25**	**Yes**	**23**	**5.806**	**0.1811**	**0**	**None**	**No**	**0.0002213**	**Param Intra 1 of 2**
pH (S.U.)	GWC-6	6.43	6.09	2/29/2024	6.37	No	23	n/a	n/a	0	n/a	n/a	0.006831	NP Intra (normality) 1 of 2
pH (S.U.)	**GWC-7**	**6.42**	**5.96**	**2/29/2024**	**6.57**	**Yes**	**21**	**n/a**	**n/a**	**0**	**n/a**	**n/a**	**0.007998**	**NP Intra (normality) 1 of 2**
pH (S.U.)	GWC-8A	7.26	6.24	2/29/2024	6.52	No	26	n/a	n/a	0	n/a	n/a	0.005334	NP Intra (normality) 1 of 2
pH (S.U.)	GWC-9	6.907	6.275	3/1/2024	6.82	No	23	6.591	0.1325	0	None	No	0.0002213	Param Intra 1 of 2
Sulfate (mg/L)	GWA-15	3.1	n/a	3/4/2024	2.8	No	19	n/a	n/a	42.11	n/a	n/a	0.004832	NP Intra (normality) 1 of 2
Sulfate (mg/L)	GWA-16	1	n/a	2/28/2024	1ND	No	19	n/a	n/a	94.74	n/a	n/a	0.004832	NP Intra (NDs) 1 of 2
Sulfate (mg/L)	GWA-17	1	n/a	2/28/2024	1ND	No	19	n/a	n/a	84.21	n/a	n/a	0.004832	NP Intra (NDs) 1 of 2
Sulfate (mg/L)	GWC-1	1.5	n/a	3/1/2024	0.79J	No	19	n/a	n/a	42.11	n/a	n/a	0.004832	NP Intra (normality) 1 of 2
Sulfate (mg/L)	**GWC-10**	**1.2**	**n/a**	**3/1/2024**	**4.7**	**Yes**	**11**	**n/a**	**n/a**	**27.27**	**n/a**	**n/a**	**0.01276**	**NP Intra (normality) 1 of 2**
Sulfate (mg/L)	GWC-11	1	n/a	2/29/2024	1ND	No	19	n/a	n/a	89.47	n/a	n/a	0.004832	NP Intra (NDs) 1 of 2
Sulfate (mg/L)	GWC-12	1.3	n/a	2/29/2024	1ND	No	19	n/a	n/a	73.68	n/a	n/a	0.004832	NP Intra (NDs) 1 of 2
Sulfate (mg/L)	GWC-13	1.3	n/a	3/1/2024	1.2	No	18	n/a	n/a	55.56	n/a	n/a	0.005373	NP Intra (NDs) 1 of 2
Sulfate (mg/L)	GWC-14	1	n/a	3/1/2024	1ND	No	19	n/a	n/a	78.95	n/a	n/a	0.004832	NP Intra (NDs) 1 of 2
Sulfate (mg/L)	**GWC-18**	**1**	**n/a**	**2/29/2024**	**1.8**	**Yes**	**19**	**n/a**	**n/a**	**84.21**	**n/a**	**n/a**	**0.004832**	**NP Intra (NDs) 1 of 2**
Sulfate (mg/L)	GWC-19	1.9	n/a	2/29/2024	1ND	No	19	n/a	n/a	84.21	n/a	n/a	0.004832	NP Intra (NDs) 1 of 2
Sulfate (mg/L)	**GWC-2**	**1.1**	**n/a**	**3/1/2024**	**1.2**	**Yes**	**19**	**n/a**	**n/a**	**57.89**	**n/a**	**n/a**	**0.004832**	**NP Intra (NDs) 1 of 2**
Sulfate (mg/L)	GWC-20	1.4	n/a	3/1/2024	0.68J	No	19	n/a	n/a	84.21	n/a	n/a	0.004832	NP Intra (NDs) 1 of 2
Sulfate (mg/L)	**GWC-3**	**1.1**	**n/a**	**3/4/2024**	**10**	**Yes**	**19**	**n/a**	**n/a**	**57.89**	**n/a**	**n/a**	**0.004832**	**NP Intra (NDs) 1 of 2**
Sulfate (mg/L)	**GWC-4**	**6.288**	**n/a**	**2/29/2024**	**84**	**Yes**	**15**	**2.937**	**1.27**	**0**	**None**	**No**	**0.0004426**	**Param Intra 1 of 2**
Sulfate (mg/L)	GWC-5	270	n/a	2/29/2024	75	No	9	n/a	n/a	0	n/a	n/a	0.01809	NP Intra (normality) 1 of 2

Appendix III Intrawell Prediction Limits - All Results

Plant Scherer Data: Scherer Cell 1-CCR Printed 3/29/2024, 12:02 PM

Constituent	Well	Upper Lim.	Lower Lim.	Date	Observ.	Sig.	Bg N	Bg Mean	Std. Dev.	%NDs	ND Adj.	Transform	Alpha	Method
Sulfate (mg/L)	**GWC-6**	**17.05**	**n/a**	**2/29/2024**	**25**	**Yes**	**19**	**10.62**	**2.592**	**0**	**None**	**No**	**0.0004426**	**Param Intra 1 of 2**
Sulfate (mg/L)	**GWC-7**	**1**	**n/a**	**2/29/2024**	**1.5**	**Yes**	**19**	**n/a**	**n/a**	**78.95**	**n/a**	**n/a**	**0.004832**	**NP Intra (NDs) 1 of 2**
Sulfate (mg/L)	GWC-8A	53.18	n/a	2/29/2024	18	No	18	28.21	9.948	0	None	No	0.0004426	Param Intra 1 of 2
Sulfate (mg/L)	GWC-9	18.9	n/a	3/1/2024	17	No	19	3.156	0.4807	0	None	sqrt(x)	0.0004426	Param Intra 1 of 2
Total Dissolved Solids (mg/L)	GWA-15	87.07	n/a	3/4/2024	41	No	19	40.21	18.91	10.53	None	No	0.0004426	Param Intra 1 of 2
Total Dissolved Solids (mg/L)	GWA-16	150.1	n/a	2/28/2024	100	No	19	96.53	21.6	0	None	No	0.0004426	Param Intra 1 of 2
Total Dissolved Solids (mg/L)	GWA-17	132.9	n/a	2/28/2024	85	No	19	71	24.98	0	None	No	0.0004426	Param Intra 1 of 2
Total Dissolved Solids (mg/L)	GWC-1	167.9	n/a	3/1/2024	150	No	19	132.5	14.28	0	None	No	0.0004426	Param Intra 1 of 2
Total Dissolved Solids (mg/L)	GWC-10	187.5	n/a	3/1/2024	150	No	18	133.7	21.41	0	None	No	0.0004426	Param Intra 1 of 2
Total Dissolved Solids (mg/L)	GWC-11	143.4	n/a	2/29/2024	110	No	18	100.2	17.2	0	None	No	0.0004426	Param Intra 1 of 2
Total Dissolved Solids (mg/L)	GWC-12	107.1	n/a	2/29/2024	32	No	19	2.621	0.8282	21.05	Kaplan-Meier	ln(x)	0.0004426	Param Intra 1 of 2
Total Dissolved Solids (mg/L)	GWC-13	113.1	n/a	3/1/2024	74	No	18	60.17	21.09	0	None	No	0.0004426	Param Intra 1 of 2
Total Dissolved Solids (mg/L)	GWC-14	103.2	n/a	3/1/2024	63	No	19	56.63	18.81	0	None	No	0.0004426	Param Intra 1 of 2
Total Dissolved Solids (mg/L)	GWC-18	129.2	n/a	2/29/2024	96	No	19	85.53	17.63	0	None	No	0.0004426	Param Intra 1 of 2
Total Dissolved Solids (mg/L)	GWC-19	172.7	n/a	2/29/2024	130	No	19	98.16	30.06	0	None	No	0.0004426	Param Intra 1 of 2
Total Dissolved Solids (mg/L)	GWC-2	177.4	n/a	3/1/2024	140	No	19	15383	6489	0	None	x^2	0.0004426	Param Intra 1 of 2
Total Dissolved Solids (mg/L)	GWC-20	149	n/a	3/1/2024	130	No	19	106.5	17.15	0	None	No	0.0004426	Param Intra 1 of 2
Total Dissolved Solids (mg/L)	GWC-3	116.5	n/a	3/4/2024	99	No	19	80	14.73	0	None	No	0.0004426	Param Intra 1 of 2
Total Dissolved Solids (mg/L)	**GWC-4**	**178.1**	**n/a**	**2/29/2024**	**260**	**Yes**	**19**	**123.4**	**22.1**	**0**	**None**	**No**	**0.0004426**	**Param Intra 1 of 2**
Total Dissolved Solids (mg/L)	GWC-5	1348	n/a	2/29/2024	190	No	10	7.445	1.178	0	None	x^(1/3)	0.0004426	Param Intra 1 of 2
Total Dissolved Solids (mg/L)	GWC-6	183	n/a	2/29/2024	160	No	19	146.4	14.75	0	None	No	0.0004426	Param Intra 1 of 2
Total Dissolved Solids (mg/L)	GWC-7	160.2	n/a	2/29/2024	130	No	19	119.8	16.3	0	None	No	0.0004426	Param Intra 1 of 2
Total Dissolved Solids (mg/L)	GWC-8A	425.3	n/a	2/29/2024	270	No	17	15.22	2.125	0	None	sqrt(x)	0.0004426	Param Intra 1 of 2
Total Dissolved Solids (mg/L)	GWC-9	201.4	n/a	3/1/2024	160	No	19	20889	7938	0	None	x^2	0.0004426	Param Intra 1 of 2

Sanitas™ v.10.0.16b Software licensed to . UG
Hollow symbols indicate censored values.
Within Limit

Prediction Limit

Intrawell Non-parametric

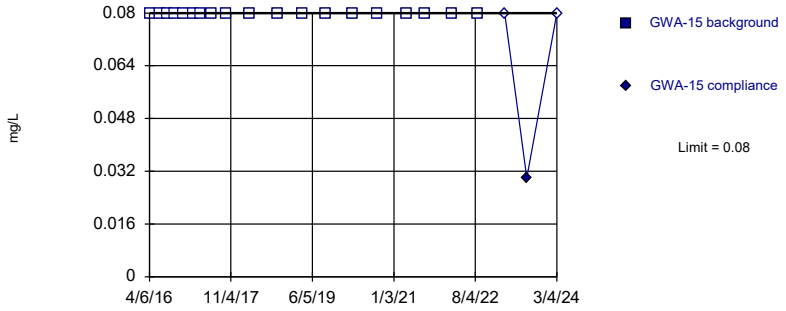

Non-parametric test used in lieu of parametric prediction limit because censored data exceeded 50%. All background values (n = 19) were censored; limit is most recent reporting limit. Well-constituent pair annual alpha = 0.009641. Individual comparison alpha = 0.004832 (1 of 2).

Constituent: Boron Analysis Run 3/29/2024 11:57 AM View: Appendix III - Intrawell
Plant Scherer Data: Scherer Cell 1-CCR

Sanitas™ v.10.0.16b Software licensed to . UG
Hollow symbols indicate censored values.
Within Limit

Prediction Limit

Intrawell Non-parametric

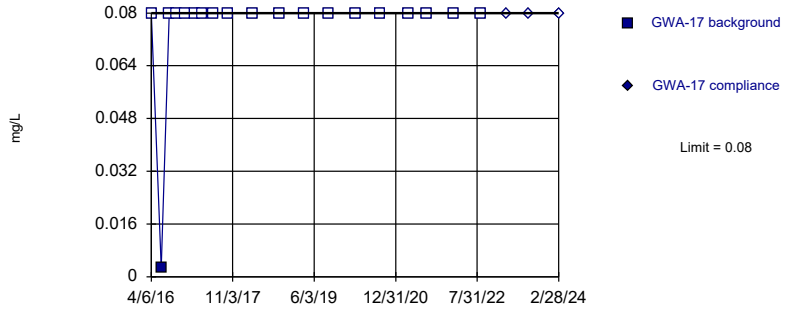

Non-parametric test used in lieu of parametric prediction limit because censored data exceeded 50%. Limit is highest of 19 background values. 94.74% NDs. Well-constituent pair annual alpha = 0.009641. Individual comparison alpha = 0.004832 (1 of 2).

Constituent: Boron Analysis Run 3/29/2024 11:57 AM View: Appendix III - Intrawell
Plant Scherer Data: Scherer Cell 1-CCR

Sanitas™ v.10.0.16b Software licensed to . UG
Hollow symbols indicate censored values.
Within Limit

Prediction Limit

Intrawell Non-parametric

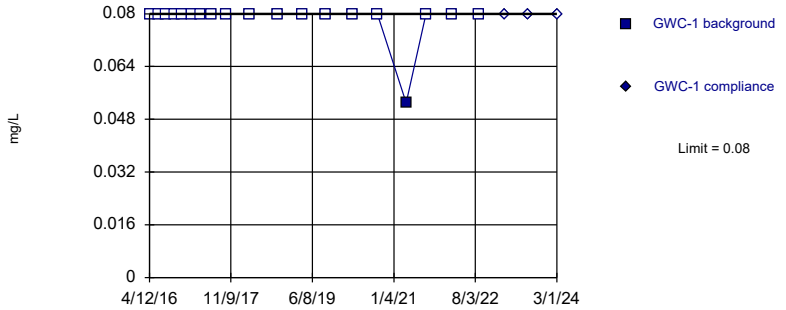

Non-parametric test used in lieu of parametric prediction limit because censored data exceeded 50%. Limit is highest of 19 background values. 94.74% NDs. Well-constituent pair annual alpha = 0.009641. Individual comparison alpha = 0.004832 (1 of 2).

Constituent: Boron Analysis Run 3/29/2024 11:57 AM View: Appendix III - Intrawell
Plant Scherer Data: Scherer Cell 1-CCR

Sanitas™ v.10.0.16b Software licensed to . UG
Hollow symbols indicate censored values.
Within Limit

Prediction Limit

Intrawell Non-parametric

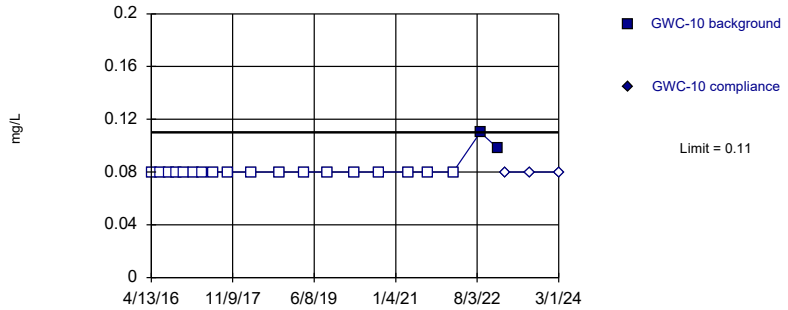

Non-parametric test used in lieu of parametric prediction limit because censored data exceeded 50%. Limit is highest of 20 background values. 90% NDs. Well-constituent pair annual alpha = 0.008564. Individual comparison alpha = 0.004291 (1 of 2).

Constituent: Boron Analysis Run 3/29/2024 11:57 AM View: Appendix III - Intrawell
Plant Scherer Data: Scherer Cell 1-CCR

Sanitas™ v.10.0.16b Software licensed to . UG
Hollow symbols indicate censored values.
Within Limit

Prediction Limit

Intrawell Non-parametric

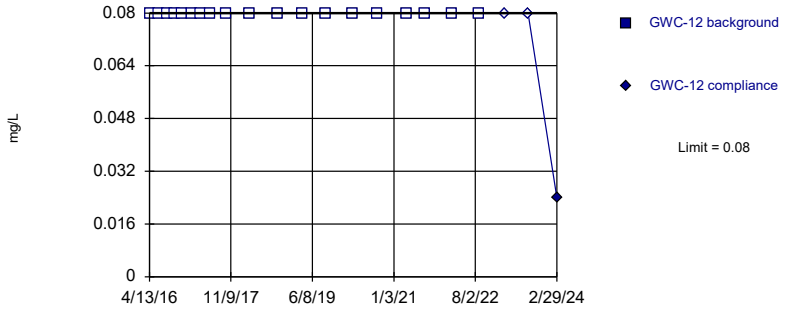

Non-parametric test used in lieu of parametric prediction limit because censored data exceeded 50%. All background values (n = 19) were censored; limit is most recent reporting limit. Well-constituent pair annual alpha = 0.009641. Individual comparison alpha = 0.004832 (1 of 2).

Constituent: Boron Analysis Run 3/29/2024 11:58 AM View: Appendix III - Intrawell
Plant Scherer Data: Scherer Cell 1-CCR

Sanitas™ v.10.0.16b Software licensed to . UG
Hollow symbols indicate censored values.
Within Limit

Prediction Limit

Intrawell Non-parametric

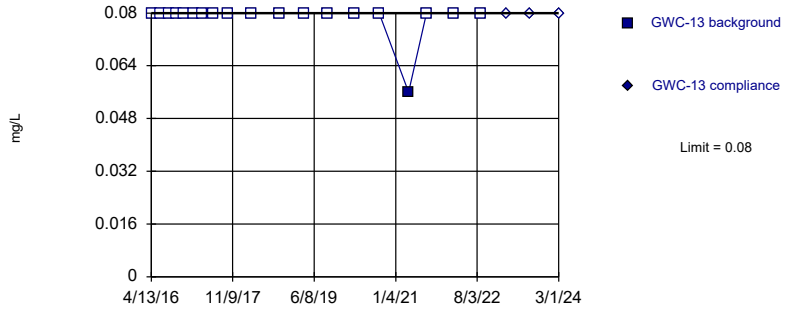

Non-parametric test used in lieu of parametric prediction limit because censored data exceeded 50%. Limit is highest of 19 background values. 94.74% NDs. Well-constituent pair annual alpha = 0.009641. Individual comparison alpha = 0.004832 (1 of 2).

Constituent: Boron Analysis Run 3/29/2024 11:58 AM View: Appendix III - Intrawell
Plant Scherer Data: Scherer Cell 1-CCR

Sanitas™ v.10.0.16b Software licensed to . UG
Hollow symbols indicate censored values.
Within Limit

Prediction Limit

Intrawell Non-parametric

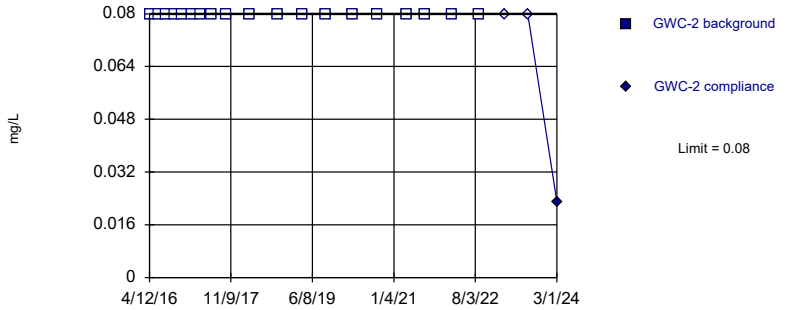

Non-parametric test used in lieu of parametric prediction limit because censored data exceeded 50%. All background values (n = 19) were censored; limit is most recent reporting limit. Well-constituent pair annual alpha = 0.009641. Individual comparison alpha = 0.004832 (1 of 2).

Constituent: Boron Analysis Run 3/29/2024 11:58 AM View: Appendix III - Intrawell
Plant Scherer Data: Scherer Cell 1-CCR

Sanitas™ v.10.0.16b Software licensed to . UG
Hollow symbols indicate censored values.
Within Limit

Prediction Limit

Intrawell Non-parametric

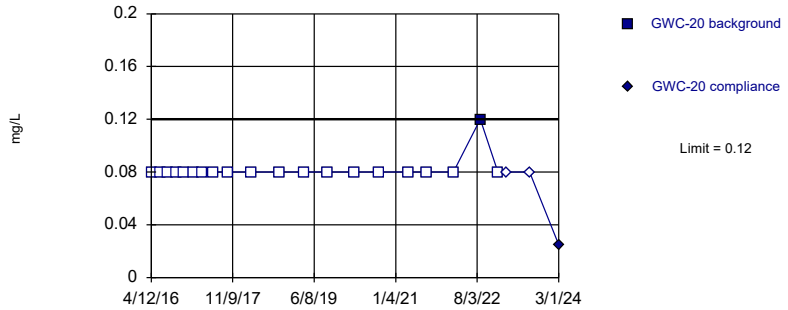

Non-parametric test used in lieu of parametric prediction limit because censored data exceeded 50%. Limit is highest of 20 background values. 95% NDs. Well-constituent pair annual alpha = 0.008564. Individual comparison alpha = 0.004291 (1 of 2).

Constituent: Boron Analysis Run 3/29/2024 11:58 AM View: Appendix III - Intrawell
Plant Scherer Data: Scherer Cell 1-CCR

Sanitas™ v.10.0.16b Software licensed to . UG
Hollow symbols indicate censored values.
Within Limit

Prediction Limit

Intrawell Non-parametric

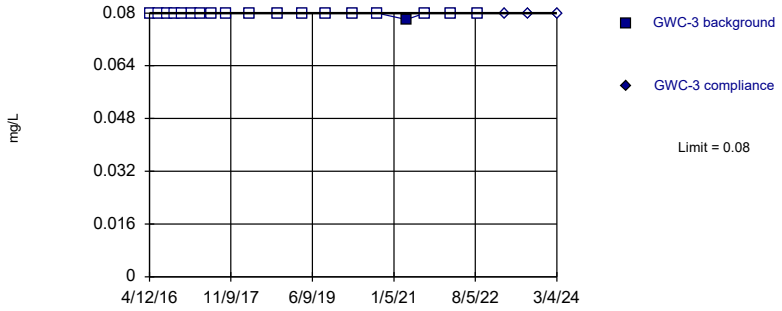

Non-parametric test used in lieu of parametric prediction limit because censored data exceeded 50%. Limit is highest of 19 background values. 94.74% NDs. Well-constituent pair annual alpha = 0.009641. Individual comparison alpha = 0.004832 (1 of 2).

Constituent: Boron Analysis Run 3/29/2024 11:58 AM View: Appendix III - Intrawell
Plant Scherer Data: Scherer Cell 1-CCR

Sanitas™ v.10.0.16b Software licensed to . UG
Within Limit

Prediction Limit

Intrawell Parametric

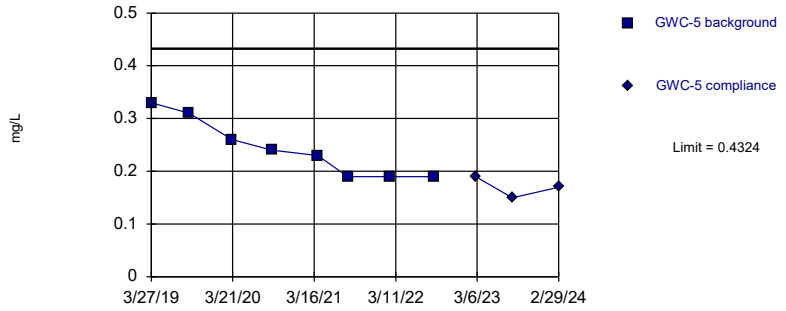

Background Data Summary: Mean=0.2425, Std. Dev.=0.05471, n=8. Normality test: Shapiro Wilk @alpha = 0.1, calculated = 0.8758, critical = 0.851. Kappa = 3.472 (c=7, w=17, 1 of 2, event alpha = 0.05132). Report alpha = 0.0004426.

Constituent: Boron Analysis Run 3/29/2024 11:58 AM View: Appendix III - Intrawell
Plant Scherer Data: Scherer Cell 1-CCR

Sanitas™ v.10.0.16b Software licensed to . UG
Hollow symbols indicate censored values.
Within Limit

Prediction Limit

Intrawell Non-parametric

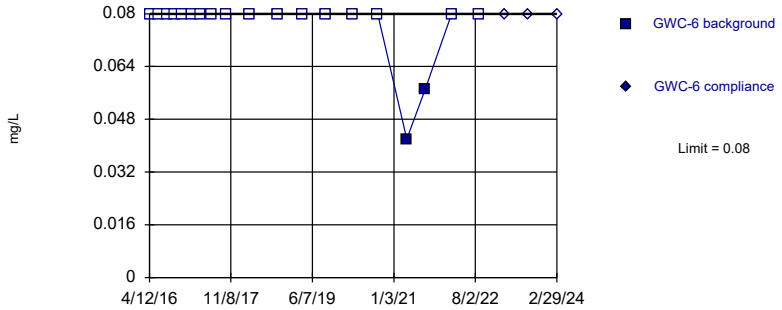

Non-parametric test used in lieu of parametric prediction limit because censored data exceeded 50%. Limit is highest of 19 background values. 89.47% NDs. Well-constituent pair annual alpha = 0.009641. Individual comparison alpha = 0.004832 (1 of 2).

Constituent: Boron Analysis Run 3/29/2024 11:58 AM View: Appendix III - Intrawell
Plant Scherer Data: Scherer Cell 1-CCR

Sanitas™ v.10.0.16b Software licensed to . UG
Hollow symbols indicate censored values.
Within Limit

Prediction Limit

Intrawell Non-parametric

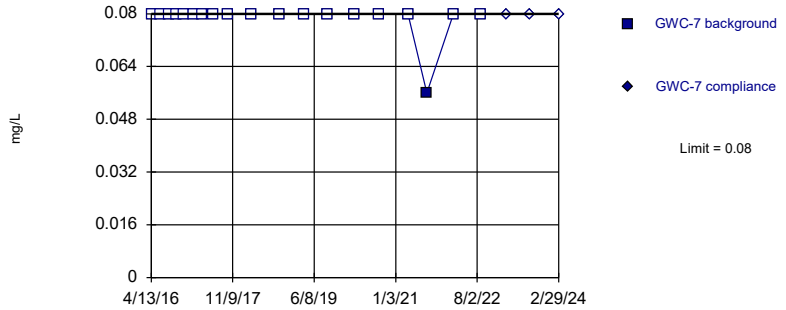

Non-parametric test used in lieu of parametric prediction limit because censored data exceeded 50%. Limit is highest of 19 background values. 94.74% NDs. Well-constituent pair annual alpha = 0.009641. Individual comparison alpha = 0.004832 (1 of 2).

Constituent: Boron Analysis Run 3/29/2024 11:58 AM View: Appendix III - Intrawell
Plant Scherer Data: Scherer Cell 1-CCR

Sanitas™ v.10.0.16b Software licensed to . UG

Within Limit

Prediction Limit

Intrawell Parametric

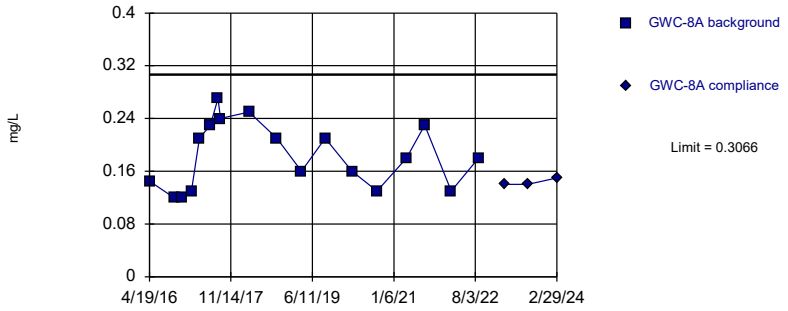

Background Data Summary: Mean=0.1836, Std. Dev.=0.04898, n=18. Normality test: Shapiro Wilk @alpha = 0.05, calculated = 0.925, critical = 0.897. Kappa = 2.511 (c=7, w=17, 1 of 2, event alpha = 0.05132). Report alpha = 0.0004426.

Constituent: Boron Analysis Run 3/29/2024 11:58 AM View: Appendix III - Intrawell

Plant Scherer Data: Scherer Cell 1-CCR

Sanitas™ v.10.0.16b Software licensed to . UG

Within Limit

Prediction Limit

Intrawell Parametric

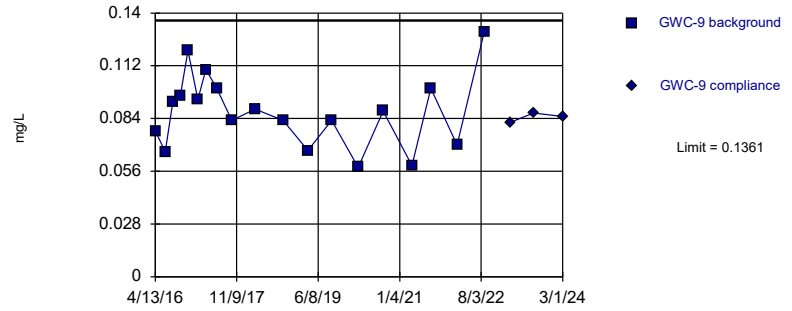

Background Data Summary: Mean=0.08772, Std. Dev.=0.01951, n=19. Normality test: Shapiro Wilk @alpha = 0.05, calculated = 0.9681, critical = 0.901. Kappa = 2.478 (c=7, w=17, 1 of 2, event alpha = 0.05132). Report alpha = 0.0004426.

Constituent: Boron Analysis Run 3/29/2024 11:58 AM View: Appendix III - Intrawell

Plant Scherer Data: Scherer Cell 1-CCR

Sanitas™ v.10.0.16b Software licensed to . UG

Within Limit

Prediction Limit

Intrawell Parametric

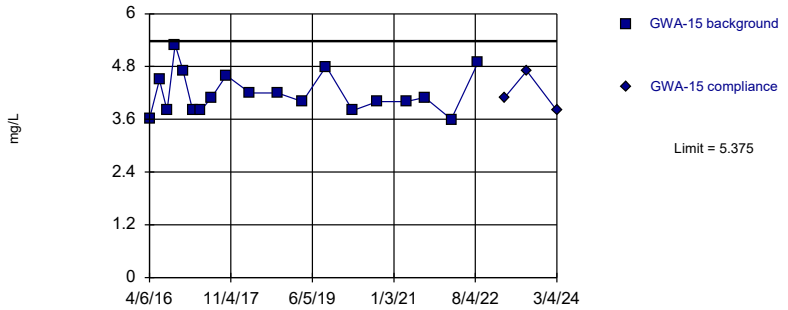

Background Data Summary: Mean=4.201, Std. Dev.=0.4735, n=19. Normality test: Shapiro Wilk @alpha = 0.05, calculated = 0.9196, critical = 0.901. Kappa = 2.478 (c=7, w=17, 1 of 2, event alpha = 0.05132). Report alpha = 0.0004426.

Constituent: Calcium Analysis Run 3/29/2024 11:58 AM View: Appendix III - Intrawell

Plant Scherer Data: Scherer Cell 1-CCR

Sanitas™ v.10.0.16b Software licensed to . UG

Exceeds Limit

Prediction Limit

Intrawell Parametric

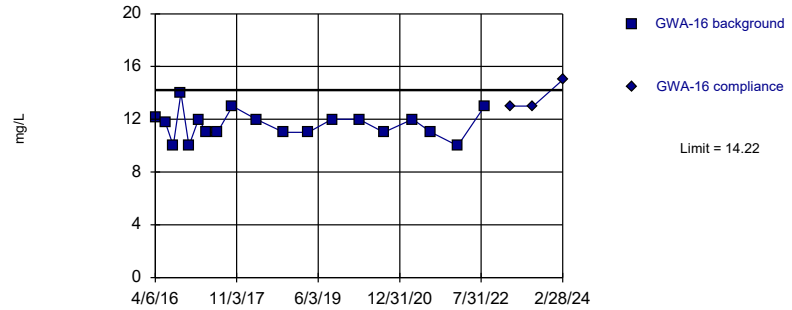

Background Data Summary: Mean=11.57, Std. Dev.=1.07, n=19. Normality test: Shapiro Wilk @alpha = 0.05, calculated = 0.9244, critical = 0.901. Kappa = 2.478 (c=7, w=17, 1 of 2, event alpha = 0.05132). Report alpha = 0.0004426.

Constituent: Calcium Analysis Run 3/29/2024 11:58 AM View: Appendix III - Intrawell

Plant Scherer Data: Scherer Cell 1-CCR

Sanitas™ v.10.0.16b Software licensed to . UG

Within Limit

Prediction Limit

Intrawell Parametric

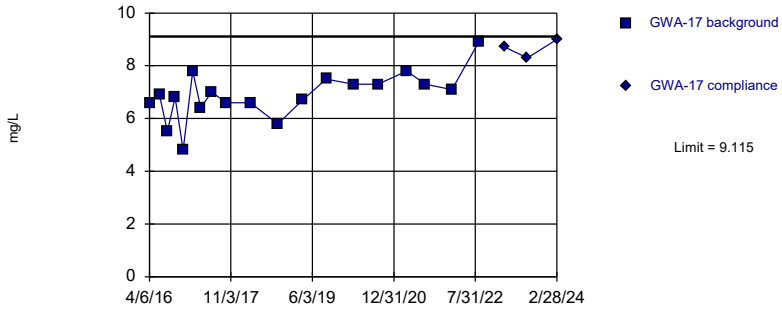

Background Data Summary: Mean=6.878, Std. Dev.=0.9026, n=19. Normality test: Shapiro Wilk @alpha = 0.05, calculated = 0.9622, critical = 0.901. Kappa = 2.478 (c=7, w=17, 1 of 2, event alpha = 0.05132). Report alpha = 0.0004426.

Constituent: Calcium Analysis Run 3/29/2024 11:58 AM View: Appendix III - Intrawell

Plant Scherer Data: Scherer Cell 1-CCR

Sanitas™ v.10.0.16b Software licensed to . UG

Within Limit

Prediction Limit

Intrawell Parametric

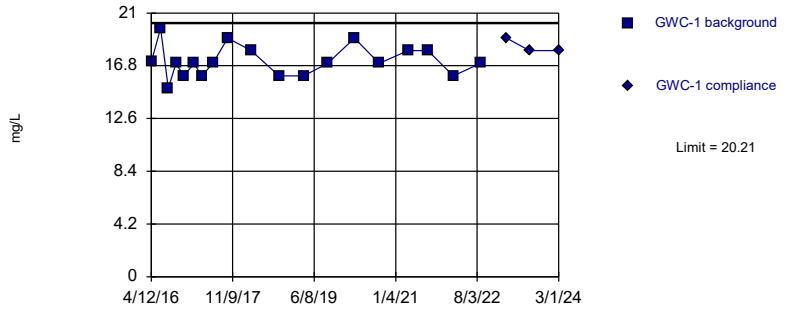

Background Data Summary: Mean=17.15, Std. Dev.=1.234, n=19. Normality test: Shapiro Wilk @alpha = 0.05, calculated = 0.9302, critical = 0.901. Kappa = 2.478 (c=7, w=17, 1 of 2, event alpha = 0.05132). Report alpha = 0.0004426.

Constituent: Calcium Analysis Run 3/29/2024 11:58 AM View: Appendix III - Intrawell

Plant Scherer Data: Scherer Cell 1-CCR

Sanitas™ v.10.0.16b Software licensed to . UG

Within Limit

Prediction Limit

Intrawell Parametric

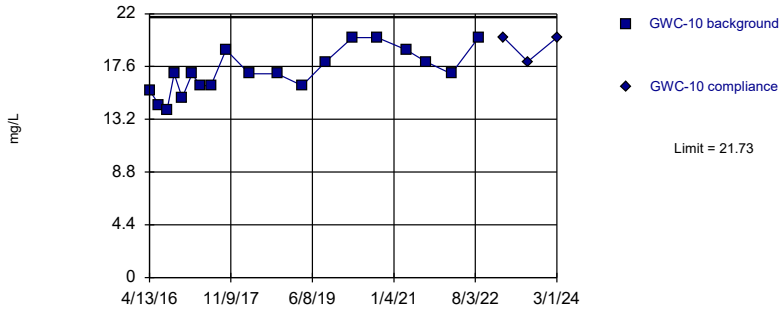

Background Data Summary: Mean=17.16, Std. Dev.=1.845, n=19. Normality test: Shapiro Wilk @alpha = 0.05, calculated = 0.9451, critical = 0.901. Kappa = 2.478 (c=7, w=17, 1 of 2, event alpha = 0.05132). Report alpha = 0.0004426.

Constituent: Calcium Analysis Run 3/29/2024 11:58 AM View: Appendix III - Intrawell

Plant Scherer Data: Scherer Cell 1-CCR

Sanitas™ v.10.0.16b Software licensed to . UG

Within Limit

Prediction Limit

Intrawell Parametric

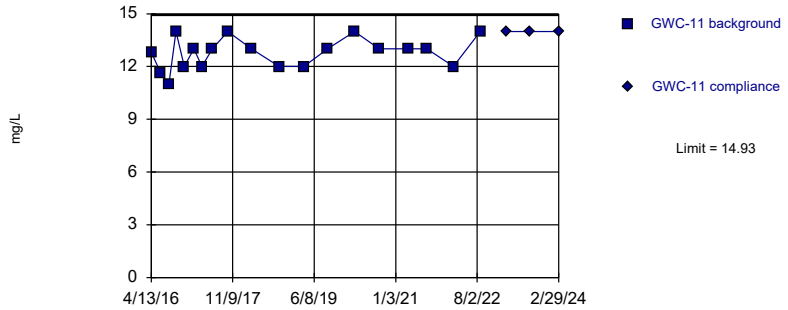

Background Data Summary: Mean=12.76, Std. Dev.=0.8783, n=19. Normality test: Shapiro Wilk @alpha = 0.05, calculated = 0.9018, critical = 0.901. Kappa = 2.478 (c=7, w=17, 1 of 2, event alpha = 0.05132). Report alpha = 0.0004426.

Constituent: Calcium Analysis Run 3/29/2024 11:58 AM View: Appendix III - Intrawell

Plant Scherer Data: Scherer Cell 1-CCR

Sanitas™ v.10.0.16b Software licensed to . UG

Within Limit

Prediction Limit

Intrawell Parametric

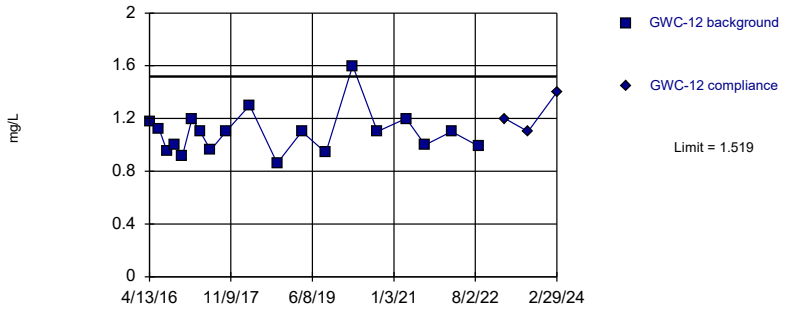

Background Data Summary (based on square root transformation): Mean=1.042, Std. Dev.=0.07706, n=19. Normality test: Shapiro Wilk @alpha = 0.05, calculated = 0.9047, critical = 0.901. Kappa = 2.478 (c=7, w=17, 1 of 2, event alpha = 0.05132). Report alpha = 0.0004426.

Constituent: Calcium Analysis Run 3/29/2024 11:58 AM View: Appendix III - Intrawell

Plant Scherer Data: Scherer Cell 1-CCR

Sanitas™ v.10.0.16b Software licensed to . UG

Within Limit

Prediction Limit

Intrawell Parametric

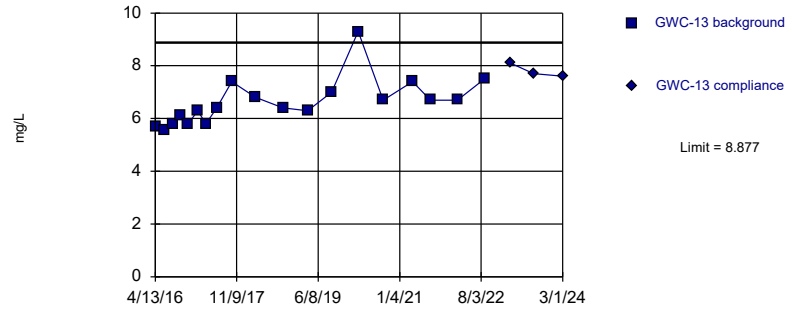

Background Data Summary (based on cube root transformation): Mean=1.874, Std. Dev.=0.0794, n=19. Normality test: Shapiro Wilk @alpha = 0.05, calculated = 0.9021, critical = 0.901. Kappa = 2.478 (c=7, w=17, 1 of 2, event alpha = 0.05132). Report alpha = 0.0004426.

Constituent: Calcium Analysis Run 3/29/2024 11:58 AM View: Appendix III - Intrawell

Plant Scherer Data: Scherer Cell 1-CCR

Sanitas™ v.10.0.16b Software licensed to . UG

Within Limit

Prediction Limit

Intrawell Parametric

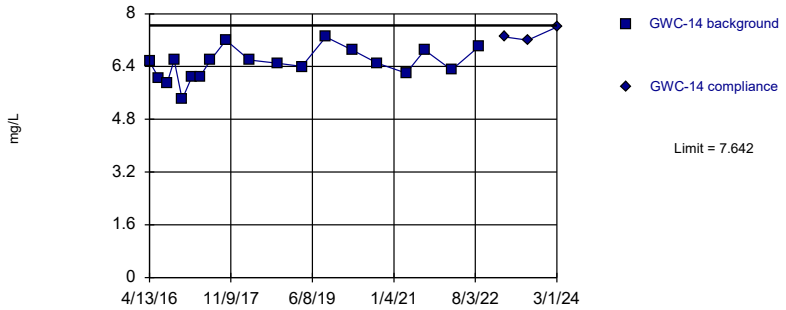

Background Data Summary: Mean=6.478, Std. Dev.=0.4694, n=19. Normality test: Shapiro Wilk @alpha = 0.05, calculated = 0.9768, critical = 0.901. Kappa = 2.478 (c=7, w=17, 1 of 2, event alpha = 0.05132). Report alpha = 0.0004426.

Constituent: Calcium Analysis Run 3/29/2024 11:58 AM View: Appendix III - Intrawell

Plant Scherer Data: Scherer Cell 1-CCR

Sanitas™ v.10.0.16b Software licensed to . UG

Within Limit

Prediction Limit

Intrawell Non-parametric

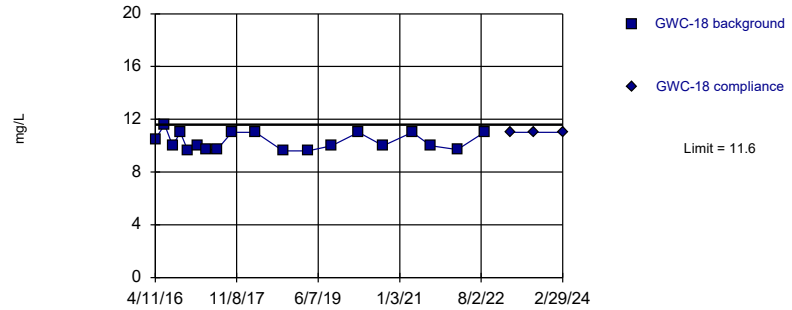

Non-parametric test used in lieu of parametric prediction limit because the Shapiro Wilk normality test showed the data to be non-normal at the 0.05 alpha level. Limit is highest of 19 background values. Well-constituent pair annual alpha = 0.009641. Individual comparison alpha = 0.004832 (1 of 2).

Constituent: Calcium Analysis Run 3/29/2024 11:58 AM View: Appendix III - Intrawell

Plant Scherer Data: Scherer Cell 1-CCR

Sanitas™ v.10.0.16b Software licensed to . UG

Exceeds Limit

Prediction Limit

Intrawell Parametric

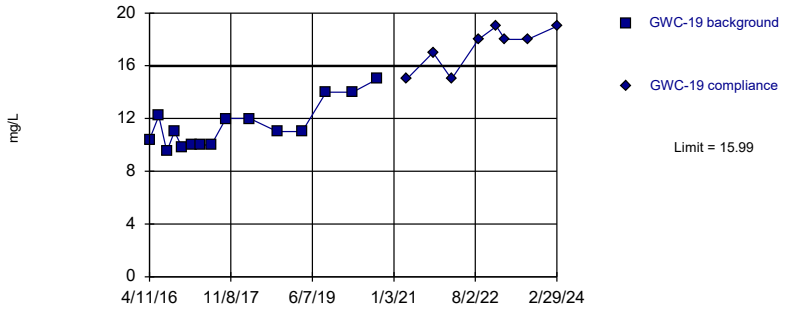

Background Data Summary: Mean=11.46, Std. Dev.=1.718, n=15. Normality test: Shapiro Wilk @alpha = 0.05, calculated = 0.884, critical = 0.881. Kappa = 2.638 (c=7, w=17, 1 of 2, event alpha = 0.05132). Report alpha = 0.0004426.

Constituent: Calcium Analysis Run 3/29/2024 11:58 AM View: Appendix III - Intrawell

Plant Scherer Data: Scherer Cell 1-CCR

Sanitas™ v.10.0.16b Software licensed to . UG

Within Limit

Prediction Limit

Intrawell Parametric

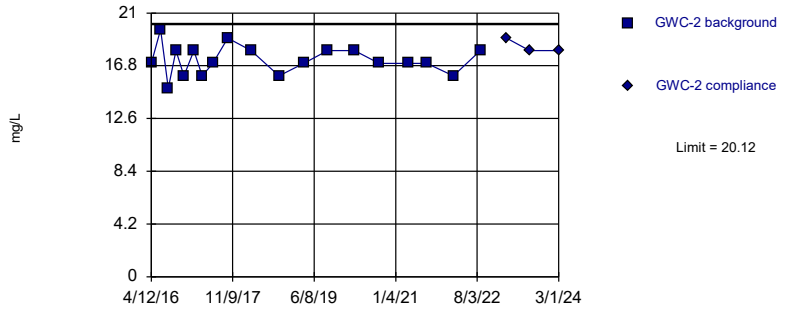

Background Data Summary: Mean=17.25, Std. Dev.=1.158, n=19. Normality test: Shapiro Wilk @alpha = 0.05, calculated = 0.9403, critical = 0.901. Kappa = 2.478 (c=7, w=17, 1 of 2, event alpha = 0.05132). Report alpha = 0.0004426.

Constituent: Calcium Analysis Run 3/29/2024 11:58 AM View: Appendix III - Intrawell

Plant Scherer Data: Scherer Cell 1-CCR

Sanitas™ v.10.0.16b Software licensed to . UG

Exceeds Limit

Prediction Limit

Intrawell Parametric

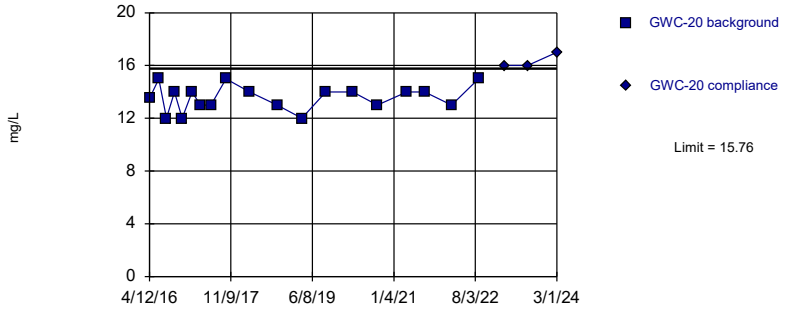

Background Data Summary (based on square transformation): Mean=184.5, Std. Dev.=25.79, n=19. Normality test: Shapiro Wilk @alpha = 0.05, calculated = 0.9012, critical = 0.901. Kappa = 2.478 (c=7, w=17, 1 of 2, event alpha = 0.05132). Report alpha = 0.0004426.

Constituent: Calcium Analysis Run 3/29/2024 11:58 AM View: Appendix III - Intrawell

Plant Scherer Data: Scherer Cell 1-CCR

Sanitas™ v.10.0.16b Software licensed to . UG

Within Limit

Prediction Limit

Intrawell Parametric

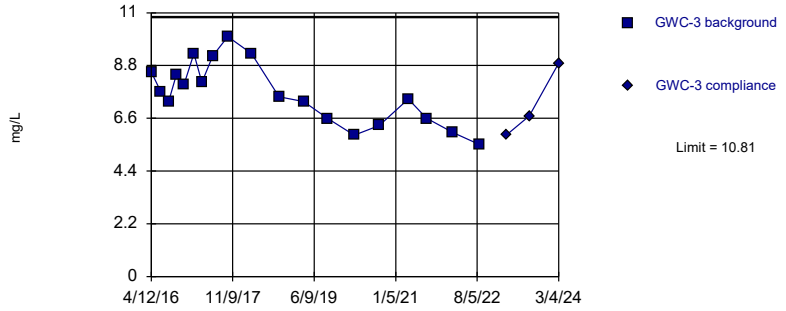

Background Data Summary: Mean=7.627, Std. Dev.=1.286, n=19. Normality test: Shapiro Wilk @alpha = 0.05, calculated = 0.9704, critical = 0.901. Kappa = 2.478 (c=7, w=17, 1 of 2, event alpha = 0.05132). Report alpha = 0.0004426.

Constituent: Calcium Analysis Run 3/29/2024 11:58 AM View: Appendix III - Intrawell

Plant Scherer Data: Scherer Cell 1-CCR

Sanitas™ v.10.0.16b Software licensed to . UG

Exceeds Limit

Prediction Limit

Intrawell Parametric

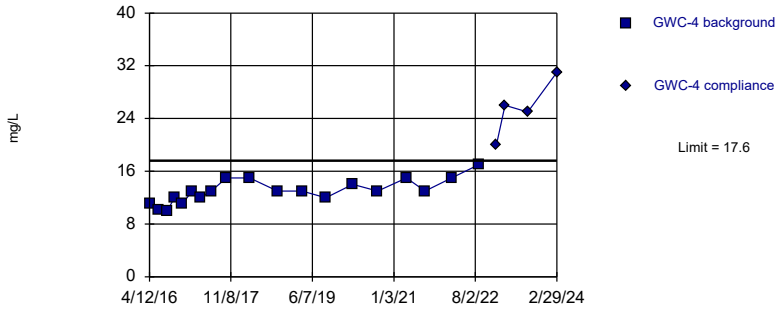

Background Data Summary: Mean=13, Std. Dev.=1.856, n=19. Normality test: Shapiro Wilk @alpha = 0.05, calculated = 0.9523, critical = 0.901. Kappa = 2.478 (c=7, w=17, 1 of 2, event alpha = 0.05132). Report alpha = 0.0004426.

Constituent: Calcium Analysis Run 3/29/2024 11:58 AM View: Appendix III - Intrawell
Plant Scherer Data: Scherer Cell 1-CCR

Sanitas™ v.10.0.16b Software licensed to . UG

Within Limit

Prediction Limit

Intrawell Parametric

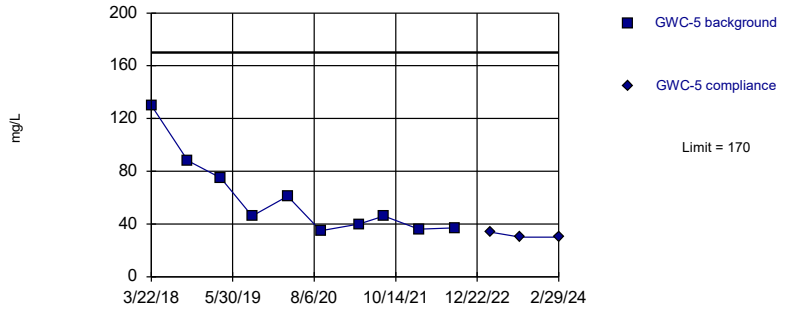

Background Data Summary (based on square root transformation): Mean=7.514, Std. Dev.=1.807, n=10. Normality test: Shapiro Wilk @alpha = 0.05, calculated = 0.849, critical = 0.842. Kappa = 3.058 (c=7, w=17, 1 of 2, event alpha = 0.05132). Report alpha = 0.0004426.

Constituent: Calcium Analysis Run 3/29/2024 11:58 AM View: Appendix III - Intrawell
Plant Scherer Data: Scherer Cell 1-CCR

Sanitas™ v.10.0.16b Software licensed to . UG

Exceeds Limit

Prediction Limit

Intrawell Non-parametric

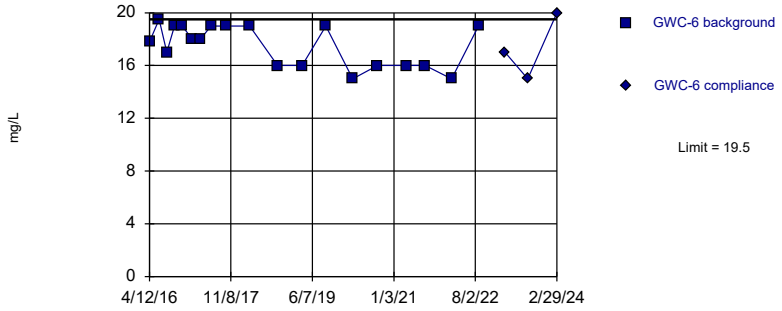

Non-parametric test used in lieu of parametric prediction limit because the Shapiro Wilk normality test showed the data to be non-normal at the 0.05 alpha level. Limit is highest of 19 background values. Well-constituent pair annual alpha = 0.009641. Individual comparison alpha = 0.004832 (1 of 2).

Constituent: Calcium Analysis Run 3/29/2024 11:58 AM View: Appendix III - Intrawell
Plant Scherer Data: Scherer Cell 1-CCR

Sanitas™ v.10.0.16b Software licensed to . UG

Exceeds Limit

Prediction Limit

Intrawell Non-parametric

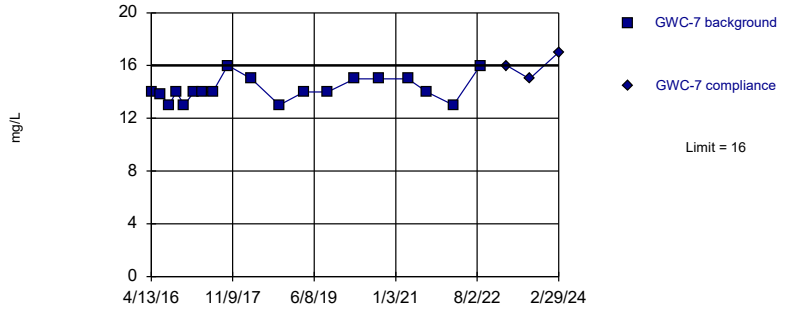

Non-parametric test used in lieu of parametric prediction limit because the Shapiro Wilk normality test showed the data to be non-normal at the 0.05 alpha level. Limit is highest of 19 background values. Well-constituent pair annual alpha = 0.009641. Individual comparison alpha = 0.004832 (1 of 2).

Constituent: Calcium Analysis Run 3/29/2024 11:58 AM View: Appendix III - Intrawell
Plant Scherer Data: Scherer Cell 1-CCR

Sanitas™ v.10.0.16b Software licensed to . UG

Exceeds Limit

Prediction Limit

Intrawell Parametric

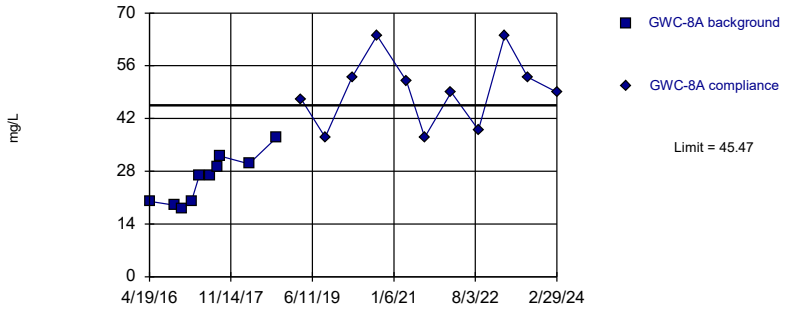

Background Data Summary: Mean=25.9, Std. Dev.=6.402, n=10. Normality test: Shapiro Wilk @alpha = 0.05, calculated = 0.9203, critical = 0.842. Kappa = 3.058 (c=7, w=17, 1 of 2, event alpha = 0.05132). Report alpha = 0.0004426.

Constituent: Calcium Analysis Run 3/29/2024 11:58 AM View: Appendix III - Intrawell
Plant Scherer Data: Scherer Cell 1-CCR

Sanitas™ v.10.0.16b Software licensed to . UG

Within Limit

Prediction Limit

Intrawell Non-parametric

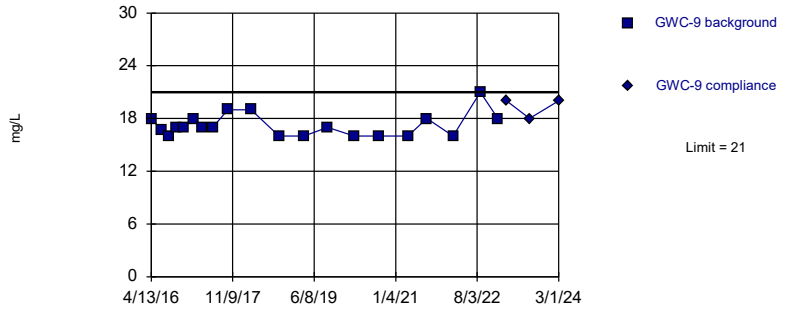

Non-parametric test used in lieu of parametric prediction limit because the Shapiro Wilk normality test showed the data to be non-normal at the 0.01 alpha level. Limit is highest of 20 background values. Well-constituent pair annual alpha = 0.008564. Individual comparison alpha = 0.004291 (1 of 2).

Constituent: Calcium Analysis Run 3/29/2024 11:58 AM View: Appendix III - Intrawell
Plant Scherer Data: Scherer Cell 1-CCR

Sanitas™ v.10.0.16b Software licensed to . UG

Within Limit

Prediction Limit

Intrawell Non-parametric

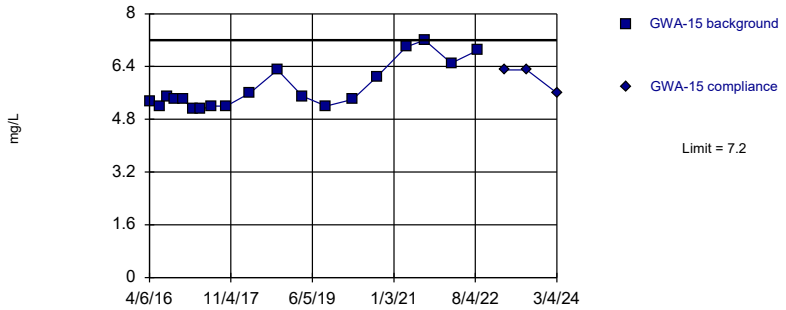

Non-parametric test used in lieu of parametric prediction limit because the Shapiro Wilk normality test showed the data to be non-normal at the 0.05 alpha level. Limit is highest of 19 background values. Well-constituent pair annual alpha = 0.009641. Individual comparison alpha = 0.004832 (1 of 2).

Constituent: Chloride Analysis Run 3/29/2024 11:58 AM View: Appendix III - Intrawell
Plant Scherer Data: Scherer Cell 1-CCR

Sanitas™ v.10.0.16b Software licensed to . UG

Within Limit

Prediction Limit

Intrawell Parametric

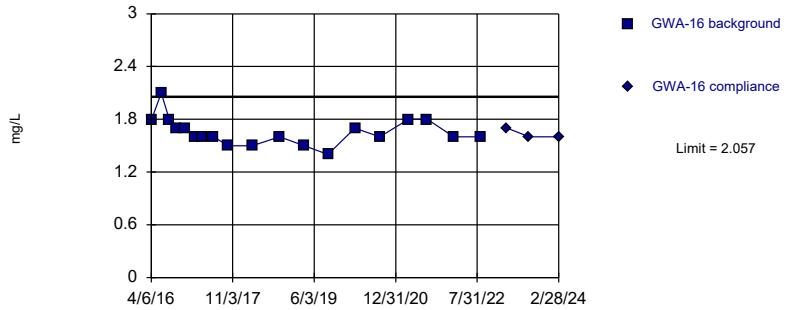

Background Data Summary (based on square root transformation): Mean=1.286, Std. Dev.=0.05984, n=19. Normality test: Shapiro Wilk @alpha = 0.05, calculated = 0.9126, critical = 0.901. Kappa = 2.478 (c=7, w=17, 1 of 2, event alpha = 0.05132). Report alpha = 0.0004426.

Constituent: Chloride Analysis Run 3/29/2024 11:58 AM View: Appendix III - Intrawell
Plant Scherer Data: Scherer Cell 1-CCR

Sanitas™ v.10.0.16b Software licensed to . UG

Within Limit

Prediction Limit

Intrawell Parametric

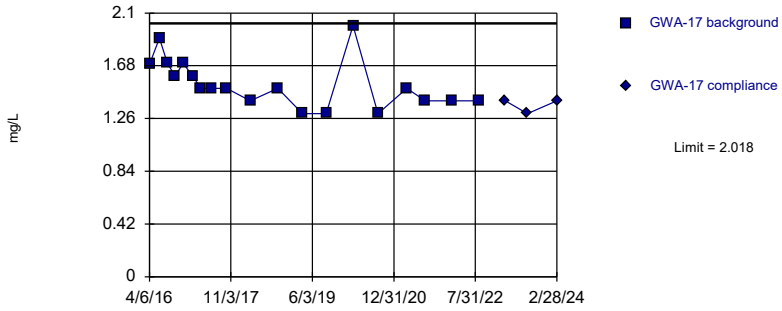

Background Data Summary: Mean=1.536, Std. Dev.=0.1945, n=19. Normality test: Shapiro Wilk @alpha = 0.05, calculated = 0.9079, critical = 0.901. Kappa = 2.478 (c=7, w=17, 1 of 2, event alpha = 0.05132). Report alpha = 0.0004426.

Constituent: Chloride Analysis Run 3/29/2024 11:58 AM View: Appendix III - Intrawell

Plant Scherer Data: Scherer Cell 1-CCR

Sanitas™ v.10.0.16b Software licensed to . UG

Within Limit

Prediction Limit

Intrawell Parametric

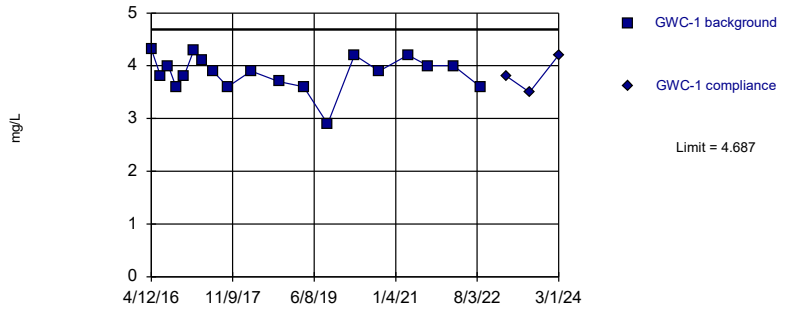

Background Data Summary: Mean=3.864, Std. Dev.=0.3318, n=19. Normality test: Shapiro Wilk @alpha = 0.05, calculated = 0.9022, critical = 0.901. Kappa = 2.478 (c=7, w=17, 1 of 2, event alpha = 0.05132). Report alpha = 0.0004426.

Constituent: Chloride Analysis Run 3/29/2024 11:58 AM View: Appendix III - Intrawell

Plant Scherer Data: Scherer Cell 1-CCR

Sanitas™ v.10.0.16b Software licensed to . UG

Within Limit

Prediction Limit

Intrawell Non-parametric

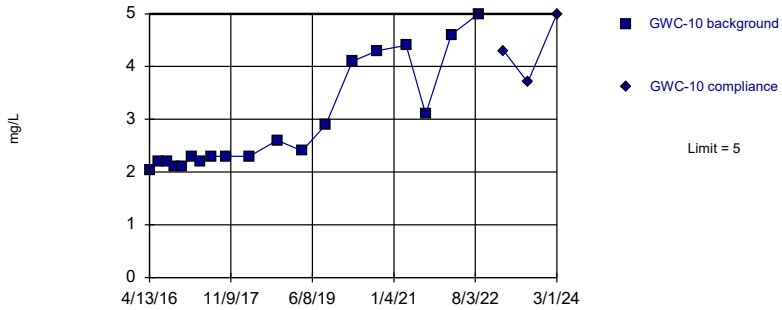

Non-parametric test used in lieu of parametric prediction limit because the Shapiro Wilk normality test showed the data to be non-normal at the 0.05 alpha level. Limit is highest of 19 background values. Well-constituent pair annual alpha = 0.009641. Individual comparison alpha = 0.004832 (1 of 2).

Constituent: Chloride Analysis Run 3/29/2024 11:58 AM View: Appendix III - Intrawell

Plant Scherer Data: Scherer Cell 1-CCR

Sanitas™ v.10.0.16b Software licensed to . UG

Exceeds Limit

Prediction Limit

Intrawell Parametric

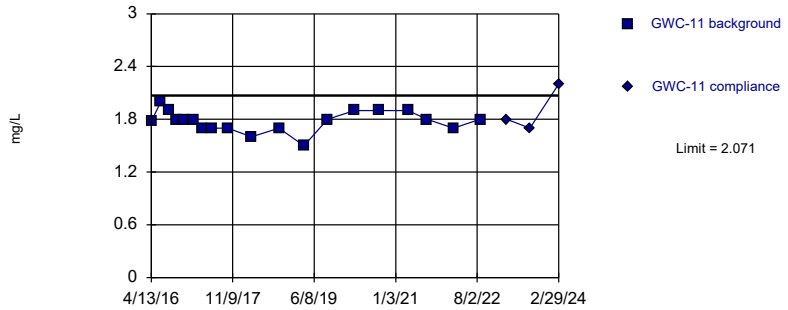

Background Data Summary: Mean=1.778, Std. Dev.=0.1181, n=19. Normality test: Shapiro Wilk @alpha = 0.05, calculated = 0.9399, critical = 0.901. Kappa = 2.478 (c=7, w=17, 1 of 2, event alpha = 0.05132). Report alpha = 0.0004426.

Constituent: Chloride Analysis Run 3/29/2024 11:58 AM View: Appendix III - Intrawell

Plant Scherer Data: Scherer Cell 1-CCR

Sanitas™ v.10.0.16b Software licensed to . UG

Exceeds Limit

Prediction Limit

Intrawell Parametric

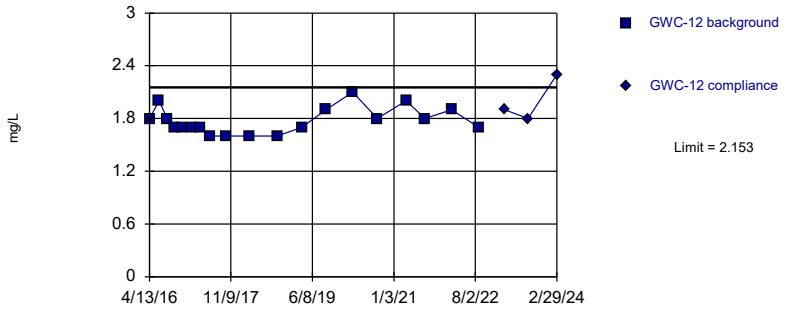

Background Data Summary (based on square root transformation): Mean=1.331, Std. Dev.=0.0551, n=19. Normality test: Shapiro Wilk @alpha = 0.05, calculated = 0.9056, critical = 0.901. Kappa = 2.478 (c=7, w=17, 1 of 2, event alpha = 0.05132). Report alpha = 0.0004426.

Constituent: Chloride Analysis Run 3/29/2024 11:58 AM View: Appendix III - Intrawell

Plant Scherer Data: Scherer Cell 1-CCR

Sanitas™ v.10.0.16b Software licensed to . UG

Within Limit

Prediction Limit

Intrawell Parametric

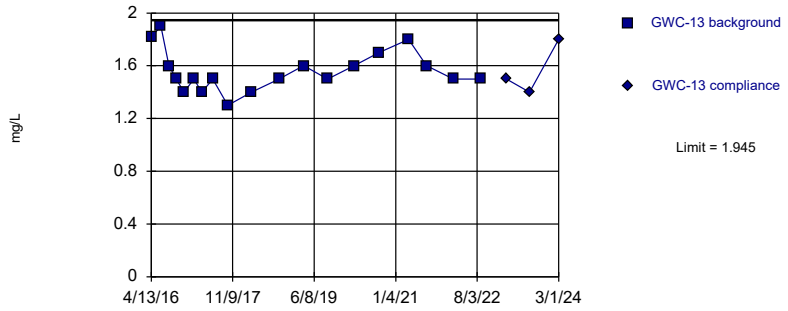

Background Data Summary: Mean=1.559, Std. Dev.=0.1557, n=19. Normality test: Shapiro Wilk @alpha = 0.05, calculated = 0.9182, critical = 0.901. Kappa = 2.478 (c=7, w=17, 1 of 2, event alpha = 0.05132). Report alpha = 0.0004426.

Constituent: Chloride Analysis Run 3/29/2024 11:58 AM View: Appendix III - Intrawell

Plant Scherer Data: Scherer Cell 1-CCR

Sanitas™ v.10.0.16b Software licensed to . UG

Exceeds Limit

Prediction Limit

Intrawell Parametric

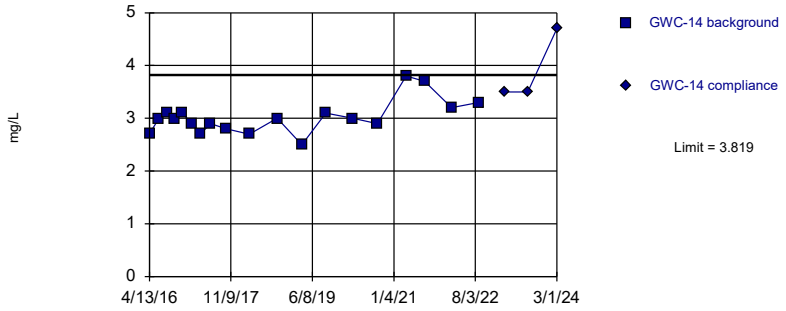

Background Data Summary: Mean=3.022, Std. Dev.=0.3219, n=19. Normality test: Shapiro Wilk @alpha = 0.05, calculated = 0.9091, critical = 0.901. Kappa = 2.478 (c=7, w=17, 1 of 2, event alpha = 0.05132). Report alpha = 0.0004426.

Constituent: Chloride Analysis Run 3/29/2024 11:58 AM View: Appendix III - Intrawell

Plant Scherer Data: Scherer Cell 1-CCR

Sanitas™ v.10.0.16b Software licensed to . UG

Exceeds Limit

Prediction Limit

Intrawell Parametric

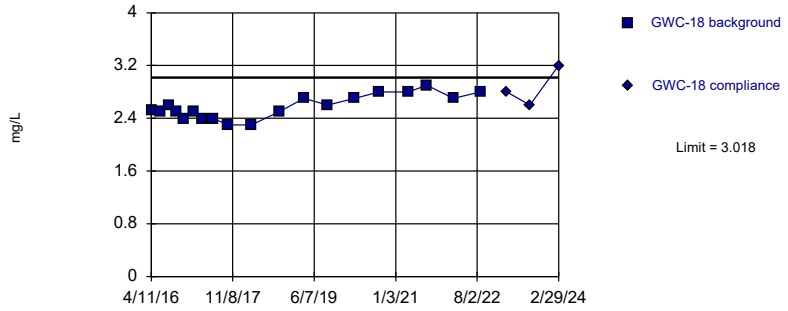

Background Data Summary: Mean=2.575, Std. Dev.=0.1785, n=19. Normality test: Shapiro Wilk @alpha = 0.05, calculated = 0.9483, critical = 0.901. Kappa = 2.478 (c=7, w=17, 1 of 2, event alpha = 0.05132). Report alpha = 0.0004426.

Constituent: Chloride Analysis Run 3/29/2024 11:58 AM View: Appendix III - Intrawell

Plant Scherer Data: Scherer Cell 1-CCR

Sanitas™ v.10.0.16b Software licensed to . UG

Exceeds Limit

Prediction Limit

Intrawell Non-parametric

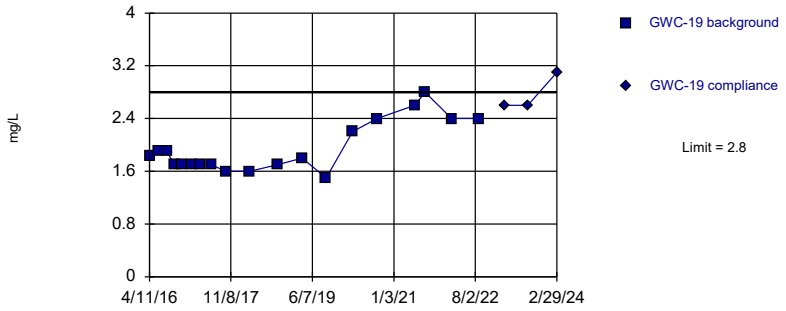

Non-parametric test used in lieu of parametric prediction limit because the Shapiro Wilk normality test showed the data to be non-normal at the 0.05 alpha level. Limit is highest of 19 background values. Well-constituent pair annual alpha = 0.009641. Individual comparison alpha = 0.004832 (1 of 2).

Constituent: Chloride Analysis Run 3/29/2024 11:58 AM View: Appendix III - Intrawell

Plant Scherer Data: Scherer Cell 1-CCR

Sanitas™ v.10.0.16b Software licensed to . UG

Within Limit

Prediction Limit

Intrawell Parametric

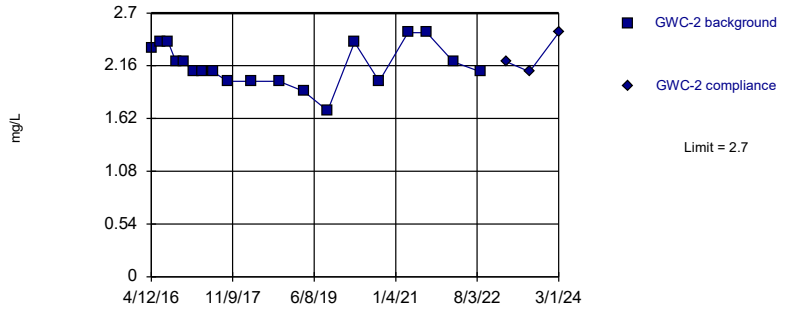

Background Data Summary: Mean=2.165, Std. Dev.=0.2156, n=19. Normality test: Shapiro Wilk @alpha = 0.05, calculated = 0.9482, critical = 0.901. Kappa = 2.478 (c=7, w=17, 1 of 2, event alpha = 0.05132). Report alpha = 0.0004426.

Constituent: Chloride Analysis Run 3/29/2024 11:58 AM View: Appendix III - Intrawell

Plant Scherer Data: Scherer Cell 1-CCR

Sanitas™ v.10.0.16b Software licensed to . UG

Hollow symbols indicate censored values.

Exceeds Limit

Prediction Limit

Intrawell Parametric

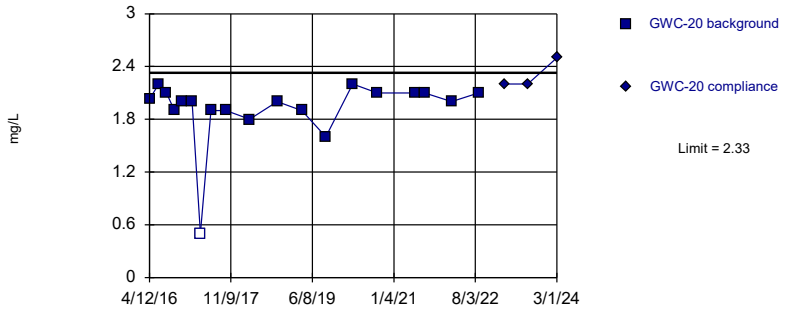

Background Data Summary (based on x^4 transformation): Mean=15.49, Std. Dev.=5.649, n=19, 5.263% NDs. Normality test: Shapiro Wilk @alpha = 0.05, calculated = 0.9069, critical = 0.901. Kappa = 2.478 (c=7, w=17, 1 of 2, event alpha = 0.05132). Report alpha = 0.0004426.

Constituent: Chloride Analysis Run 3/29/2024 11:58 AM View: Appendix III - Intrawell

Plant Scherer Data: Scherer Cell 1-CCR

Sanitas™ v.10.0.16b Software licensed to . UG

Within Limit

Prediction Limit

Intrawell Parametric

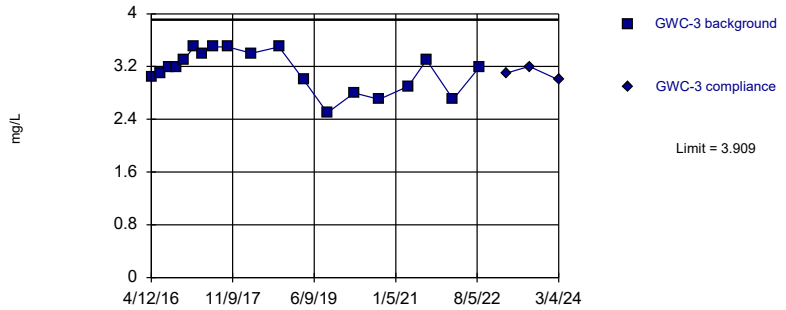

Background Data Summary: Mean=3.144, Std. Dev.=0.3088, n=19. Normality test: Shapiro Wilk @alpha = 0.05, calculated = 0.9216, critical = 0.901. Kappa = 2.478 (c=7, w=17, 1 of 2, event alpha = 0.05132). Report alpha = 0.0004426.

Constituent: Chloride Analysis Run 3/29/2024 11:58 AM View: Appendix III - Intrawell

Plant Scherer Data: Scherer Cell 1-CCR

Sanitas™ v.10.0.16b Software licensed to . UG

Exceeds Limit

Prediction Limit

Intrawell Parametric

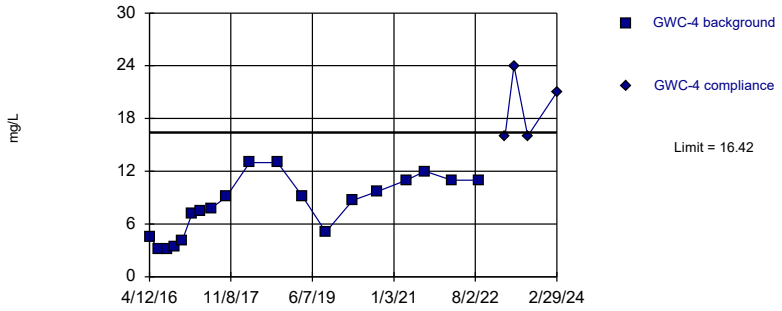

Background Data Summary: Mean=8.083, Std. Dev.=3.363, n=19. Normality test: Shapiro Wilk @alpha = 0.05, calculated = 0.9273, critical = 0.901. Kappa = 2.478 (c=7, w=17, 1 of 2, event alpha = 0.05132). Report alpha = 0.0004426.

Constituent: Chloride Analysis Run 3/29/2024 11:58 AM View: Appendix III - Intrawell
Plant Scherer Data: Scherer Cell 1-CCR

Sanitas™ v.10.0.16b Software licensed to . UG

Within Limit

Prediction Limit

Intrawell Parametric

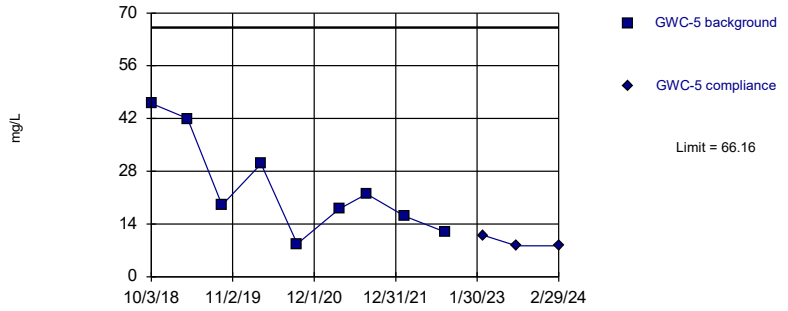

Background Data Summary: Mean=23.74, Std. Dev.=12.99, n=9. Normality test: Shapiro Wilk @alpha = 0.1, calculated = 0.8988, critical = 0.859. Kappa = 3.265 (c=7, w=17, 1 of 2, event alpha = 0.05132). Report alpha = 0.0004426.

Constituent: Chloride Analysis Run 3/29/2024 11:58 AM View: Appendix III - Intrawell
Plant Scherer Data: Scherer Cell 1-CCR

Sanitas™ v.10.0.16b Software licensed to . UG

Within Limit

Prediction Limit

Intrawell Parametric

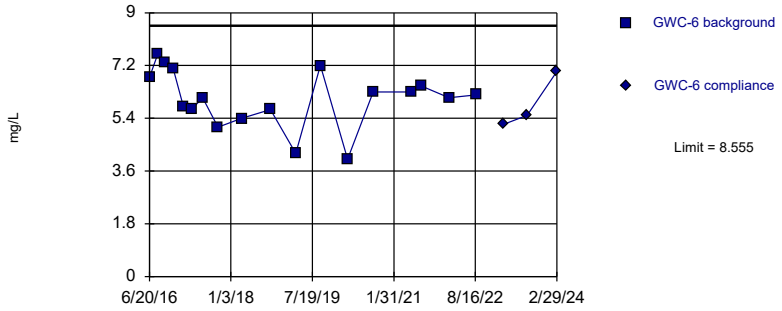

Background Data Summary: Mean=6.078, Std. Dev.=0.9867, n=18. Normality test: Shapiro Wilk @alpha = 0.05, calculated = 0.9531, critical = 0.897. Kappa = 2.511 (c=7, w=17, 1 of 2, event alpha = 0.05132). Report alpha = 0.0004426.

Constituent: Chloride Analysis Run 3/29/2024 11:58 AM View: Appendix III - Intrawell
Plant Scherer Data: Scherer Cell 1-CCR

Sanitas™ v.10.0.16b Software licensed to . UG

Exceeds Limit

Prediction Limit

Intrawell Non-parametric

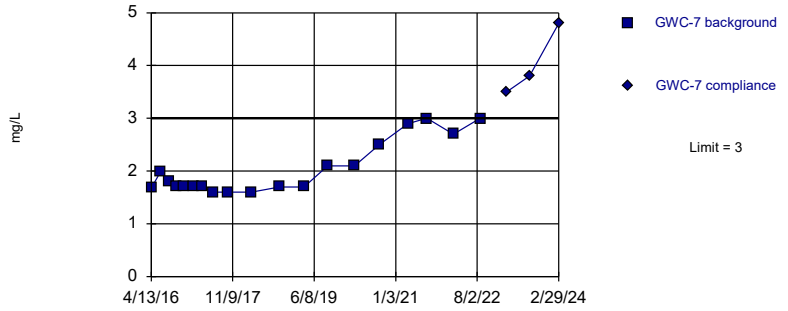

Non-parametric test used in lieu of parametric prediction limit because the Shapiro Wilk normality test showed the data to be non-normal at the 0.05 alpha level. Limit is highest of 19 background values. Well-constituent pair annual alpha = 0.009641. Individual comparison alpha = 0.004832 (1 of 2).

Constituent: Chloride Analysis Run 3/29/2024 11:58 AM View: Appendix III - Intrawell
Plant Scherer Data: Scherer Cell 1-CCR

Sanitas™ v.10.0.16b Software licensed to . UG

Within Limit

Prediction Limit

Intrawell Parametric

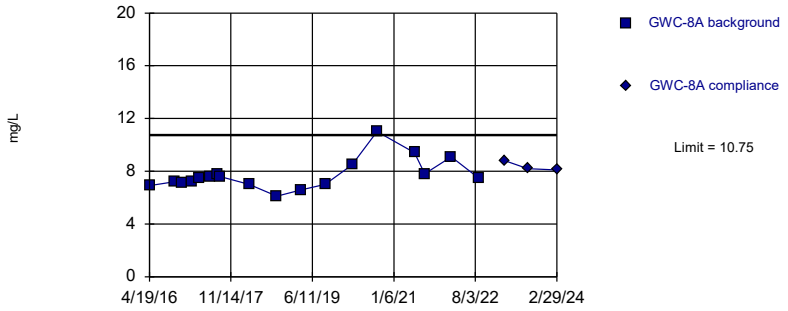

Background Data Summary (based on cube root transformation): Mean=1.972, Std. Dev.=0.09371, n=18. Normality test: Shapiro Wilk @alpha = 0.05, calculated = 0.8987, critical = 0.897. Kappa = 2.511 (c=7, w=17, 1 of 2, event alpha = 0.05132). Report alpha = 0.0004426.

Constituent: Chloride Analysis Run 3/29/2024 11:58 AM View: Appendix III - Intrawell

Plant Scherer Data: Scherer Cell 1-CCR

Sanitas™ v.10.0.16b Software licensed to . UG

Exceeds Limit

Prediction Limit

Intrawell Parametric

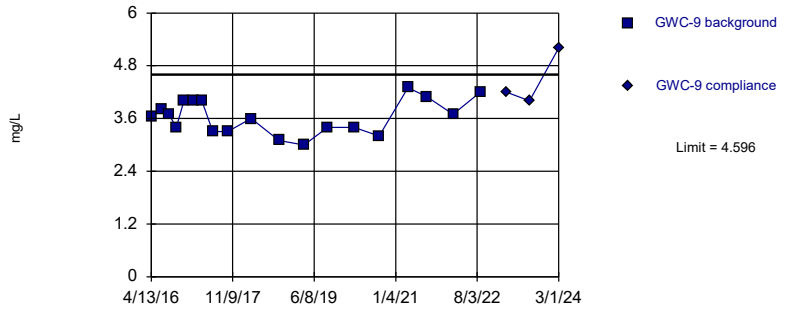

Background Data Summary: Mean=3.639, Std. Dev.=0.3861, n=19. Normality test: Shapiro Wilk @alpha = 0.05, calculated = 0.9602, critical = 0.901. Kappa = 2.478 (c=7, w=17, 1 of 2, event alpha = 0.05132). Report alpha = 0.0004426.

Constituent: Chloride Analysis Run 3/29/2024 11:58 AM View: Appendix III - Intrawell

Plant Scherer Data: Scherer Cell 1-CCR

Sanitas™ v.10.0.16b Software licensed to . UG
Hollow symbols indicate censored values.

Within Limit

Prediction Limit

Intrawell Non-parametric

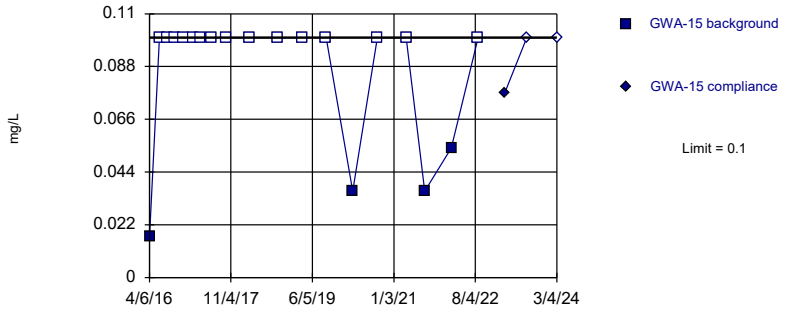

Non-parametric test used in lieu of parametric prediction limit because censored data exceeded 50%. Limit is highest of 19 background values. 78.95% NDs. Well-constituent pair annual alpha = 0.009641. Individual comparison alpha = 0.004832 (1 of 2).

Constituent: Fluoride Analysis Run 3/29/2024 11:58 AM View: Appendix III - Intrawell

Plant Scherer Data: Scherer Cell 1-CCR

Sanitas™ v.10.0.16b Software licensed to . UG
Hollow symbols indicate censored values.

Within Limit

Prediction Limit

Intrawell Non-parametric

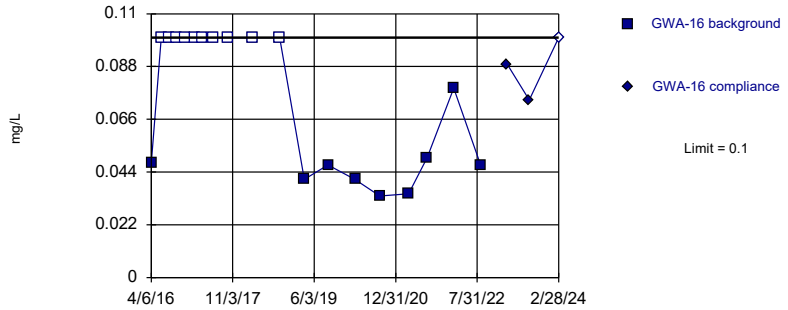

Non-parametric test used in lieu of parametric prediction limit because censored data exceeded 50%. Limit is highest of 19 background values. 52.63% NDs. Well-constituent pair annual alpha = 0.009641. Individual comparison alpha = 0.004832 (1 of 2).

Constituent: Fluoride Analysis Run 3/29/2024 11:58 AM View: Appendix III - Intrawell

Plant Scherer Data: Scherer Cell 1-CCR

Sanitas™ v.10.0.16b Software licensed to . UG
Hollow symbols indicate censored values.
Within Limit

Prediction Limit

Intrawell Non-parametric

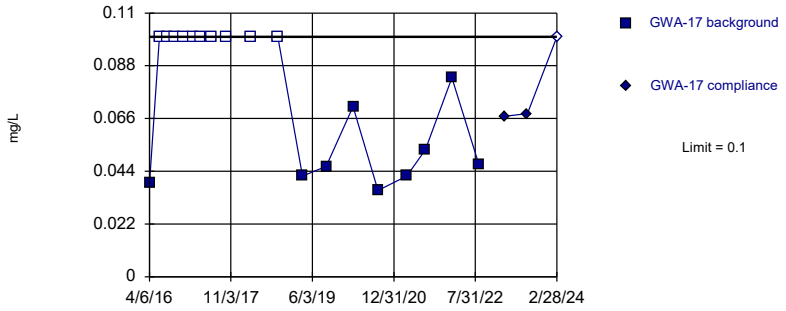

Non-parametric test used in lieu of parametric prediction limit because censored data exceeded 50%. Limit is highest of 19 background values. 52.63% NDs. Well-constituent pair annual alpha = 0.009641. Individual comparison alpha = 0.004832 (1 of 2).

Constituent: Fluoride Analysis Run 3/29/2024 11:58 AM View: Appendix III - Intrawell
Plant Scherer Data: Scherer Cell 1-CCR

Sanitas™ v.10.0.16b Software licensed to . UG
Hollow symbols indicate censored values.
Within Limit

Prediction Limit

Intrawell Parametric

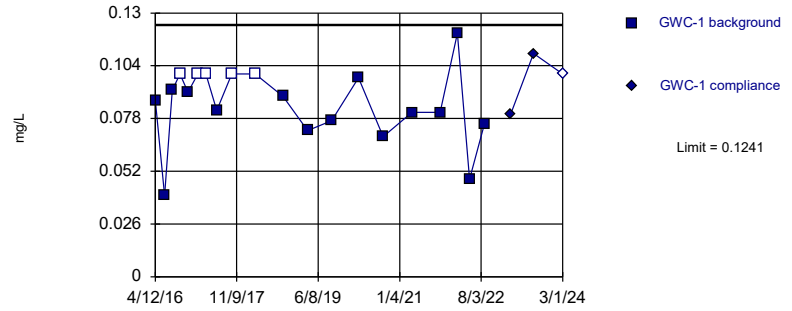

Background Data Summary (after Kaplan-Meier Adjustment): Mean=0.07823, Std. Dev.=0.01874, n=20, 25% NDs. Normality test: Shapiro Wilk @alpha = 0.01, calculated = 0.9282, critical = 0.868. Kappa = 2.446 (c=7, w=17, 1 of 2, event alpha = 0.05132). Report alpha = 0.0004426.

Constituent: Fluoride Analysis Run 3/29/2024 11:58 AM View: Appendix III - Intrawell
Plant Scherer Data: Scherer Cell 1-CCR

Sanitas™ v.10.0.16b Software licensed to . UG
Hollow symbols indicate censored values.
Within Limit

Prediction Limit

Intrawell Non-parametric

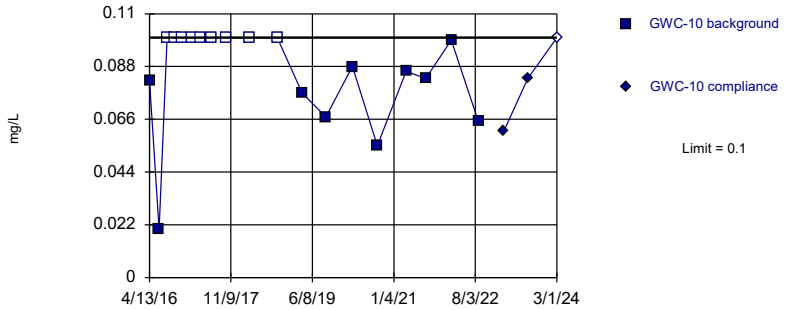

Non-parametric test used in lieu of parametric prediction limit because the Shapiro Wilk normality test showed the data to be non-normal at the 0.05 alpha level. Limit is highest of 19 background values. 47.37% NDs. Well-constituent pair annual alpha = 0.009641. Individual comparison alpha = 0.004832 (1 of 2).

Constituent: Fluoride Analysis Run 3/29/2024 11:58 AM View: Appendix III - Intrawell
Plant Scherer Data: Scherer Cell 1-CCR

Sanitas™ v.10.0.16b Software licensed to . UG
Hollow symbols indicate censored values.
Within Limit

Prediction Limit

Intrawell Non-parametric

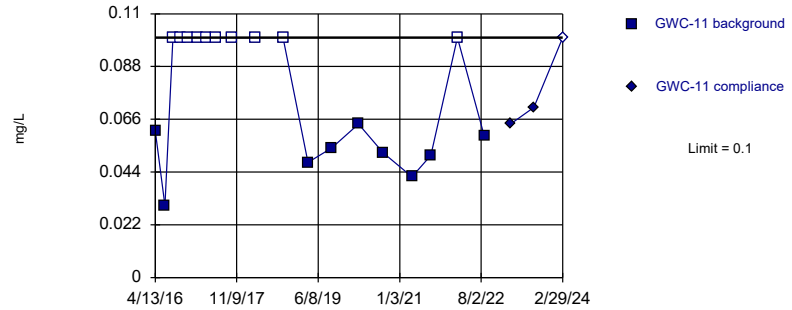

Non-parametric test used in lieu of parametric prediction limit because censored data exceeded 50%. Limit is highest of 19 background values. 52.63% NDs. Well-constituent pair annual alpha = 0.009641. Individual comparison alpha = 0.004832 (1 of 2).

Constituent: Fluoride Analysis Run 3/29/2024 11:58 AM View: Appendix III - Intrawell
Plant Scherer Data: Scherer Cell 1-CCR

Sanitas™ v.10.0.16b Software licensed to . UG
Hollow symbols indicate censored values.
Within Limit

Prediction Limit

Intrawell Non-parametric

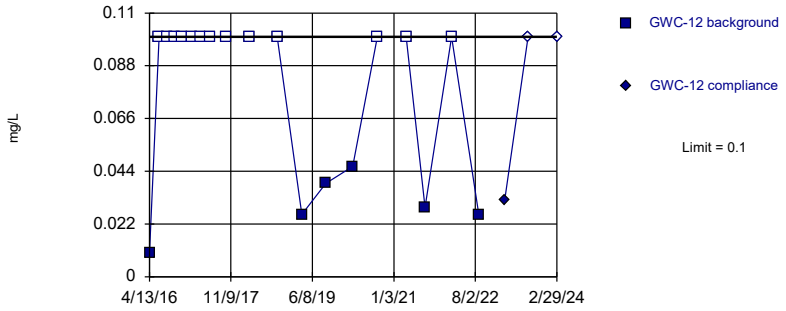

Non-parametric test used in lieu of parametric prediction limit because censored data exceeded 50%. Limit is highest of 19 background values. 68.42% NDs. Well-constituent pair annual alpha = 0.009641. Individual comparison alpha = 0.004832 (1 of 2).

Constituent: Fluoride Analysis Run 3/29/2024 11:58 AM View: Appendix III - Intrawell
Plant Scherer Data: Scherer Cell 1-CCR

Sanitas™ v.10.0.16b Software licensed to . UG
Hollow symbols indicate censored values.
Within Limit

Prediction Limit

Intrawell Non-parametric

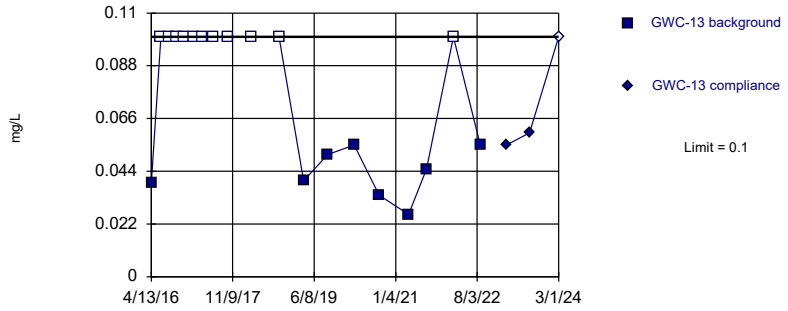

Non-parametric test used in lieu of parametric prediction limit because censored data exceeded 50%. Limit is highest of 19 background values. 57.89% NDs. Well-constituent pair annual alpha = 0.009641. Individual comparison alpha = 0.004832 (1 of 2).

Constituent: Fluoride Analysis Run 3/29/2024 11:58 AM View: Appendix III - Intrawell
Plant Scherer Data: Scherer Cell 1-CCR

Sanitas™ v.10.0.16b Software licensed to . UG
Hollow symbols indicate censored values.
Within Limit

Prediction Limit

Intrawell Non-parametric

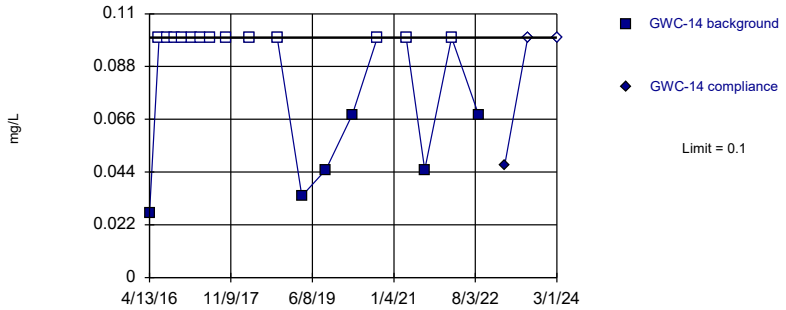

Non-parametric test used in lieu of parametric prediction limit because censored data exceeded 50%. Limit is highest of 19 background values. 68.42% NDs. Well-constituent pair annual alpha = 0.009641. Individual comparison alpha = 0.004832 (1 of 2).

Constituent: Fluoride Analysis Run 3/29/2024 11:58 AM View: Appendix III - Intrawell
Plant Scherer Data: Scherer Cell 1-CCR

Sanitas™ v.10.0.16b Software licensed to . UG
Hollow symbols indicate censored values.
Within Limit

Prediction Limit

Intrawell Non-parametric

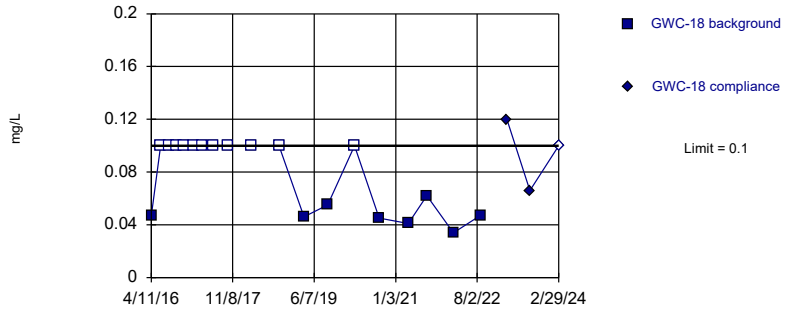

Non-parametric test used in lieu of parametric prediction limit because censored data exceeded 50%. Limit is highest of 19 background values. 57.89% NDs. Well-constituent pair annual alpha = 0.009641. Individual comparison alpha = 0.004832 (1 of 2).

Constituent: Fluoride Analysis Run 3/29/2024 11:58 AM View: Appendix III - Intrawell
Plant Scherer Data: Scherer Cell 1-CCR

Sanitas™ v.10.0.16b Software licensed to . UG
Hollow symbols indicate censored values.
Within Limit

Prediction Limit

Intrawell Non-parametric

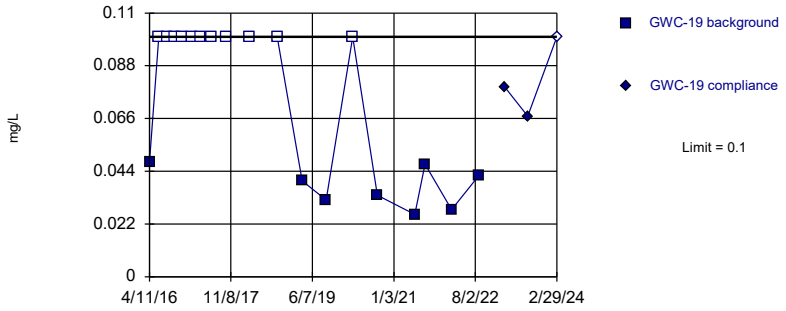

Non-parametric test used in lieu of parametric prediction limit because censored data exceeded 50%. Limit is highest of 19 background values. 57.89% NDs. Well-constituent pair annual alpha = 0.009641. Individual comparison alpha = 0.004832 (1 of 2).

Constituent: Fluoride Analysis Run 3/29/2024 11:59 AM View: Appendix III - Intrawell
Plant Scherer Data: Scherer Cell 1-CCR

Sanitas™ v.10.0.16b Software licensed to . UG
Hollow symbols indicate censored values.
Within Limit

Prediction Limit

Intrawell Non-parametric

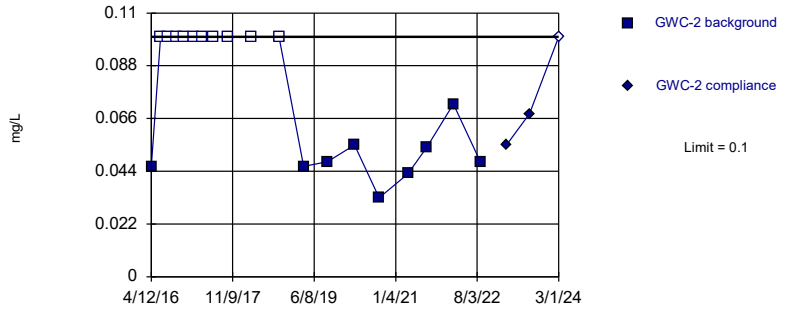

Non-parametric test used in lieu of parametric prediction limit because censored data exceeded 50%. Limit is highest of 19 background values. 52.63% NDs. Well-constituent pair annual alpha = 0.009641. Individual comparison alpha = 0.004832 (1 of 2).

Constituent: Fluoride Analysis Run 3/29/2024 11:59 AM View: Appendix III - Intrawell
Plant Scherer Data: Scherer Cell 1-CCR

Sanitas™ v.10.0.16b Software licensed to . UG
Hollow symbols indicate censored values.
Within Limit

Prediction Limit

Intrawell Non-parametric

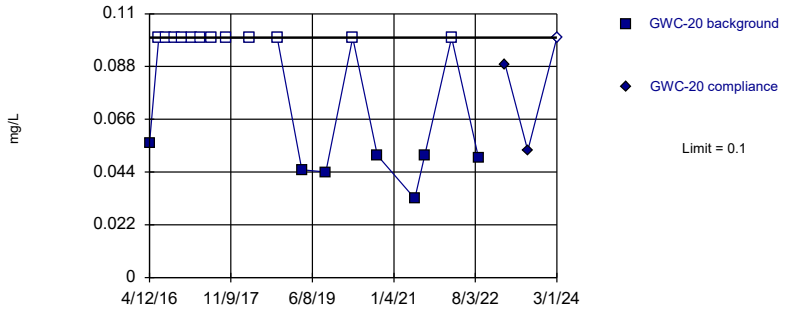

Non-parametric test used in lieu of parametric prediction limit because censored data exceeded 50%. Limit is highest of 19 background values. 63.16% NDs. Well-constituent pair annual alpha = 0.009641. Individual comparison alpha = 0.004832 (1 of 2).

Constituent: Fluoride Analysis Run 3/29/2024 11:59 AM View: Appendix III - Intrawell
Plant Scherer Data: Scherer Cell 1-CCR

Sanitas™ v.10.0.16b Software licensed to . UG
Hollow symbols indicate censored values.
Within Limit

Prediction Limit

Intrawell Non-parametric

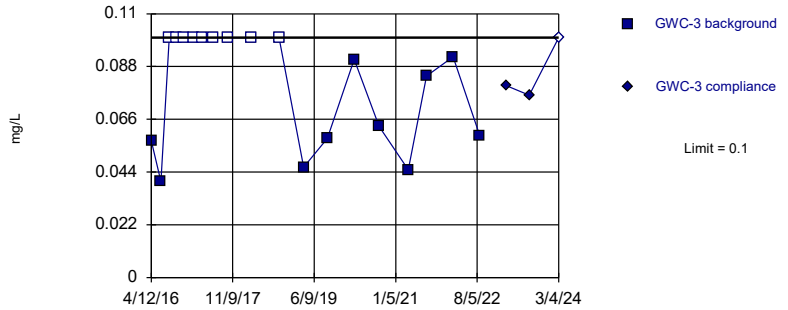

Non-parametric test used in lieu of parametric prediction limit because the Shapiro Wilk normality test showed the data to be non-normal at the 0.05 alpha level. Limit is highest of 19 background values. 47.37% NDs. Well-constituent pair annual alpha = 0.009641. Individual comparison alpha = 0.004832 (1 of 2).

Constituent: Fluoride Analysis Run 3/29/2024 11:59 AM View: Appendix III - Intrawell
Plant Scherer Data: Scherer Cell 1-CCR

Sanitas™ v.10.0.16b Software licensed to . UG
Hollow symbols indicate censored values.
Within Limit

Prediction Limit

Intrawell Parametric

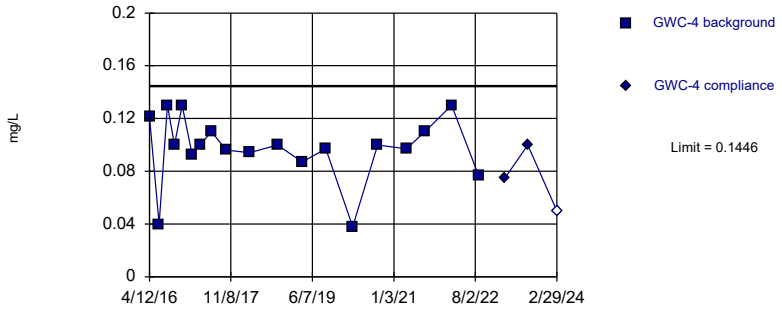

Background Data Summary (based on square transformation): Mean=0.01008, Std. Dev.=0.00437, n=19. Normality test: Shapiro Wilk @alpha = 0.05, calculated = 0.9165, critical = 0.901. Kappa = 2.478 (c=7, w=17, 1 of 2, event alpha = 0.05132). Report alpha = 0.0004426.

Constituent: Fluoride Analysis Run 3/29/2024 11:59 AM View: Appendix III - Intrawell
Plant Scherer Data: Scherer Cell 1-CCR

Sanitas™ v.10.0.16b Software licensed to . UG
Hollow symbols indicate censored values.
Within Limit

Prediction Limit

Intrawell Non-parametric

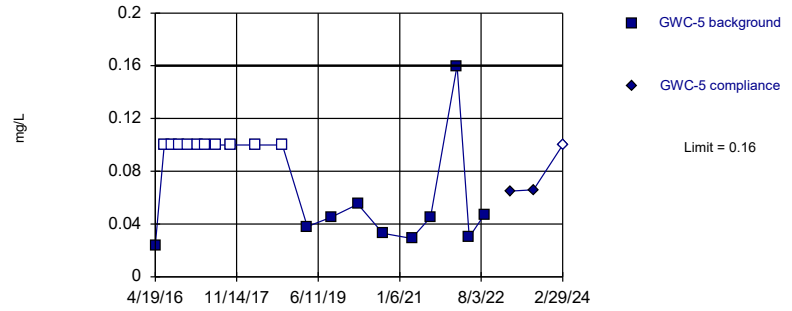

Non-parametric test used in lieu of parametric prediction limit because the Shapiro Wilk normality test showed the data to be non-normal at the 0.01 alpha level. Limit is highest of 20 background values. 50% NDs. Well-constituent pair annual alpha = 0.008564. Individual comparison alpha = 0.004291 (1 of 2).

Constituent: Fluoride Analysis Run 3/29/2024 11:59 AM View: Appendix III - Intrawell
Plant Scherer Data: Scherer Cell 1-CCR

Sanitas™ v.10.0.16b Software licensed to . UG
Hollow symbols indicate censored values.
Within Limit

Prediction Limit

Intrawell Non-parametric

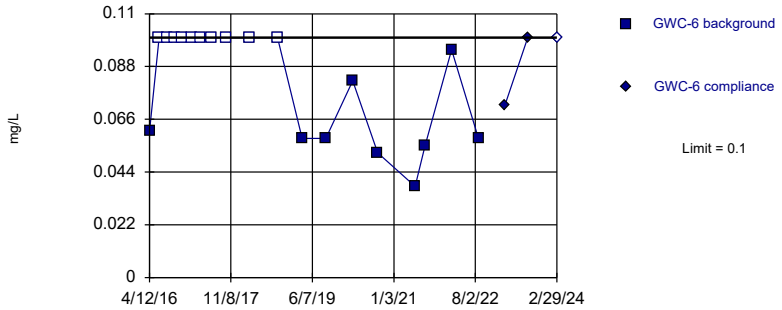

Non-parametric test used in lieu of parametric prediction limit because censored data exceeded 50%. Limit is highest of 19 background values. 52.63% NDs. Well-constituent pair annual alpha = 0.009641. Individual comparison alpha = 0.004832 (1 of 2).

Constituent: Fluoride Analysis Run 3/29/2024 11:59 AM View: Appendix III - Intrawell
Plant Scherer Data: Scherer Cell 1-CCR

Sanitas™ v.10.0.16b Software licensed to . UG
Hollow symbols indicate censored values.
Within Limit

Prediction Limit

Intrawell Non-parametric

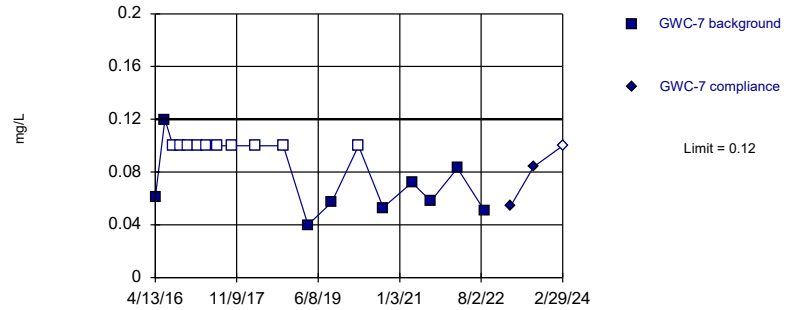

Non-parametric test used in lieu of parametric prediction limit because censored data exceeded 50%. Limit is highest of 19 background values. 52.63% NDs. Well-constituent pair annual alpha = 0.009641. Individual comparison alpha = 0.004832 (1 of 2).

Constituent: Fluoride Analysis Run 3/29/2024 11:59 AM View: Appendix III - Intrawell
Plant Scherer Data: Scherer Cell 1-CCR

Sanitas™ v.10.0.16b Software licensed to . UG
Hollow symbols indicate censored values.
Within Limit

Prediction Limit

Intrawell Parametric

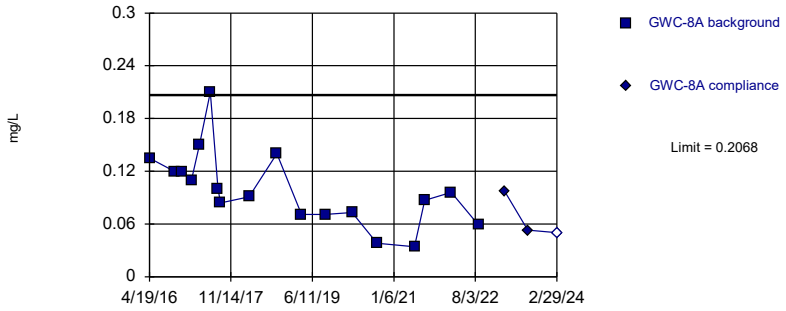

Background Data Summary: Mean=0.09939, Std. Dev.=0.04279, n=18. Normality test: Shapiro Wilk @alpha = 0.05, calculated = 0.9545, critical = 0.897. Kappa = 2.511 (c=7, w=17, 1 of 2, event alpha = 0.05132). Report alpha = 0.0004426.

Constituent: Fluoride Analysis Run 3/29/2024 11:59 AM View: Appendix III - Intrawell
Plant Scherer Data: Scherer Cell 1-CCR

Sanitas™ v.10.0.16b Software licensed to . UG
Hollow symbols indicate censored values.
Within Limit

Prediction Limit

Intrawell Non-parametric

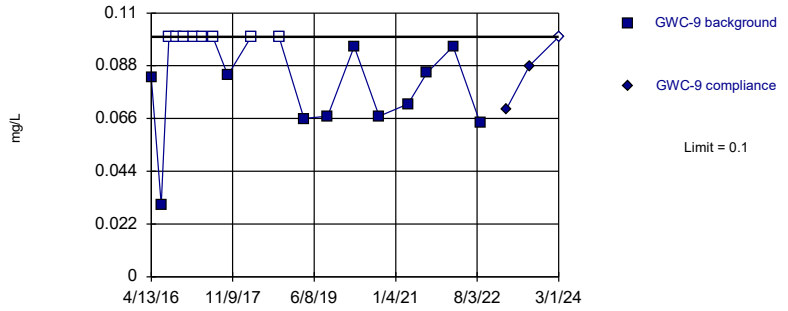

Non-parametric test used in lieu of parametric prediction limit because the Shapiro Wilk normality test showed the data to be non-normal at the 0.05 alpha level. Limit is highest of 19 background values. 42.11% NDs. Well-constituent pair annual alpha = 0.009641. Individual comparison alpha = 0.004832 (1 of 2).

Constituent: Fluoride Analysis Run 3/29/2024 11:59 AM View: Appendix III - Intrawell
Plant Scherer Data: Scherer Cell 1-CCR

Sanitas™ v.10.0.16b Software licensed to . UG
Within Limits

Prediction Limit

Intrawell Parametric

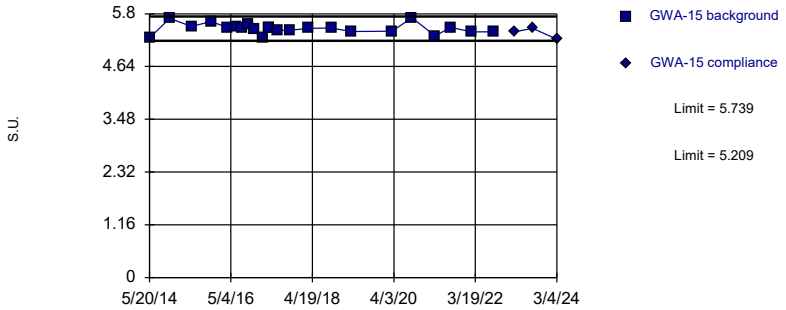

Background Data Summary: Mean=5.474, Std. Dev.=0.1111, n=23. Normality test: Shapiro Wilk @alpha = 0.01, calculated = 0.9419, critical = 0.881. Kappa = 2.386 (c=7, w=17, 1 of 2, event alpha = 0.05132). Report alpha = 0.0004426.

Constituent: pH Analysis Run 3/29/2024 11:59 AM View: Appendix III - Intrawell
Plant Scherer Data: Scherer Cell 1-CCR

Sanitas™ v.10.0.16b Software licensed to . UG
Within Limits

Prediction Limit

Intrawell Parametric

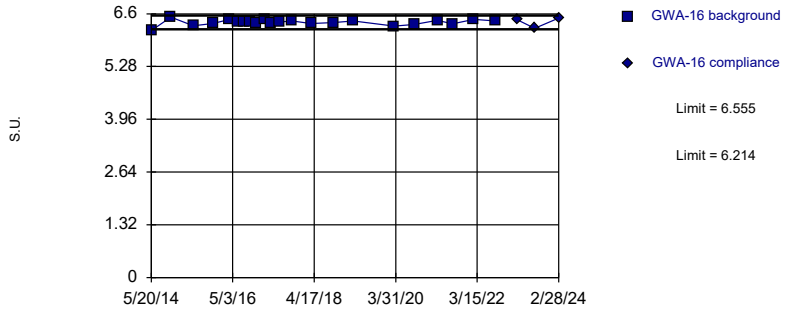

Background Data Summary: Mean=6.384, Std. Dev.=0.07089, n=22. Normality test: Shapiro Wilk @alpha = 0.01, calculated = 0.9445, critical = 0.878. Kappa = 2.406 (c=7, w=17, 1 of 2, event alpha = 0.05132). Report alpha = 0.0004426.

Constituent: pH Analysis Run 3/29/2024 11:59 AM View: Appendix III - Intrawell
Plant Scherer Data: Scherer Cell 1-CCR

Sanitas™ v.10.0.16b Software licensed to . UG

Exceeds Limits

Prediction Limit

Intrawell Parametric

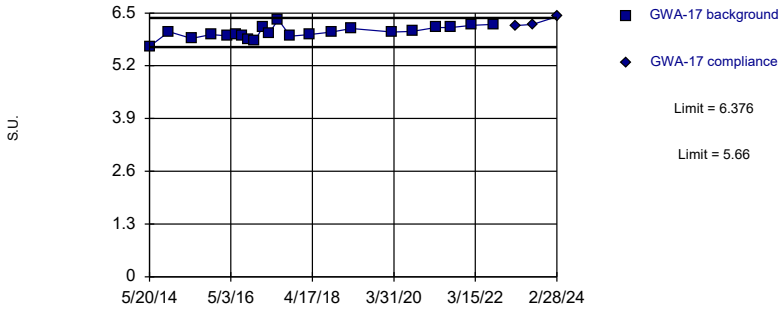

Background Data Summary: Mean=6.018, Std. Dev.=0.149, n=22. Normality test: Shapiro Wilk @alpha = 0.01, calculated = 0.9868, critical = 0.878. Kappa = 2.406 (c=7, w=17, 1 of 2, event alpha = 0.05132). Report alpha = 0.0004426.

Constituent: pH Analysis Run 3/29/2024 11:59 AM View: Appendix III - Intrawell

Plant Scherer Data: Scherer Cell 1-CCR

Sanitas™ v.10.0.16b Software licensed to . UG

Within Limits

Prediction Limit

Intrawell Parametric

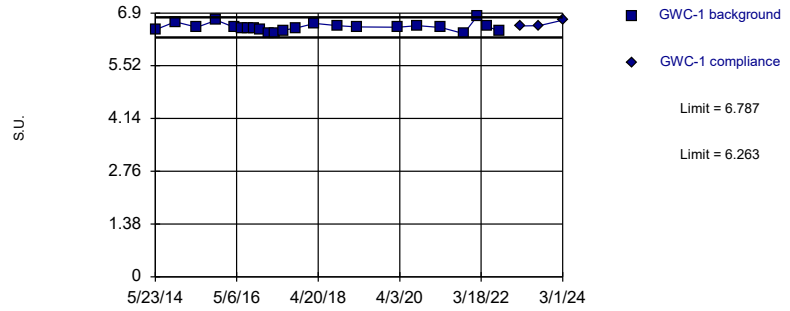

Background Data Summary: Mean=6.525, Std. Dev.=0.1099, n=23. Normality test: Shapiro Wilk @alpha = 0.01, calculated = 0.9298, critical = 0.881. Kappa = 2.386 (c=7, w=17, 1 of 2, event alpha = 0.05132). Report alpha = 0.0004426.

Constituent: pH Analysis Run 3/29/2024 11:59 AM View: Appendix III - Intrawell

Plant Scherer Data: Scherer Cell 1-CCR

Sanitas™ v.10.0.16b Software licensed to . UG

Within Limits

Prediction Limit

Intrawell Parametric

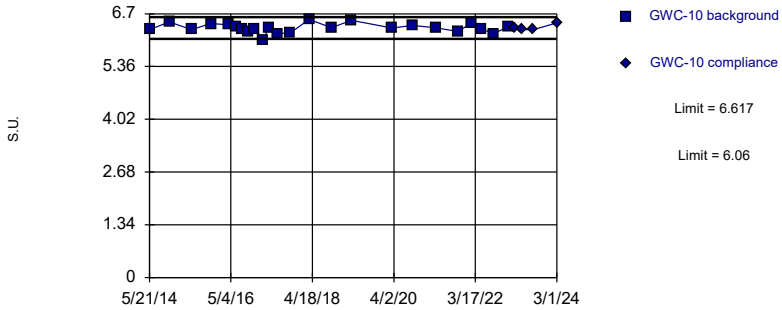

Background Data Summary: Mean=6.338, Std. Dev.=0.1176, n=24. Normality test: Shapiro Wilk @alpha = 0.01, calculated = 0.9715, critical = 0.884. Kappa = 2.366 (c=7, w=17, 1 of 2, event alpha = 0.05132). Report alpha = 0.0004426.

Constituent: pH Analysis Run 3/29/2024 11:59 AM View: Appendix III - Intrawell

Plant Scherer Data: Scherer Cell 1-CCR

Sanitas™ v.10.0.16b Software licensed to . UG

Within Limits

Prediction Limit

Intrawell Parametric

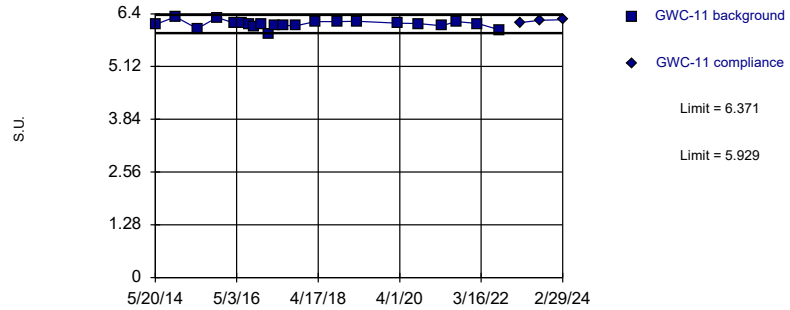

Background Data Summary: Mean=6.15, Std. Dev.=0.09196, n=22. Normality test: Shapiro Wilk @alpha = 0.01, calculated = 0.9361, critical = 0.878. Kappa = 2.406 (c=7, w=17, 1 of 2, event alpha = 0.05132). Report alpha = 0.0004426.

Constituent: pH Analysis Run 3/29/2024 11:59 AM View: Appendix III - Intrawell

Plant Scherer Data: Scherer Cell 1-CCR

Sanitas™ v.10.0.16b Software licensed to . UG

Within Limits

Prediction Limit

Intrawell Parametric

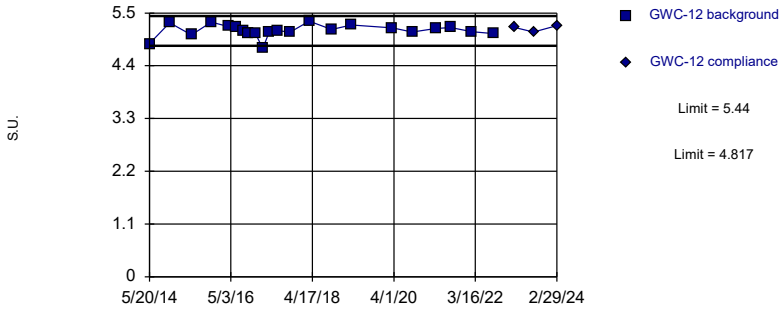

Background Data Summary: Mean=5.128, Std. Dev.=0.1305, n=23. Normality test: Shapiro Wilk @alpha = 0.01, calculated = 0.9047, critical = 0.881. Kappa = 2.386 (c=7, w=17, 1 of 2, event alpha = 0.05132). Report alpha = 0.0004426.

Constituent: pH Analysis Run 3/29/2024 11:59 AM View: Appendix III - Intrawell

Plant Scherer Data: Scherer Cell 1-CCR

Sanitas™ v.10.0.16b Software licensed to . UG

Within Limits

Prediction Limit

Intrawell Parametric

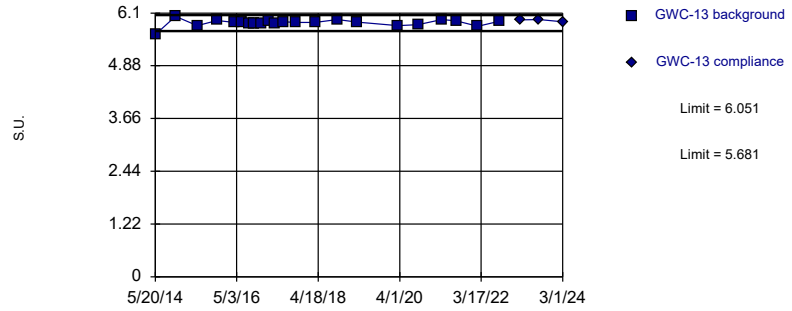

Background Data Summary (based on cube transformation): Mean=202.5, Std. Dev.=8.027, n=23. Normality test: Shapiro Wilk @alpha = 0.01, calculated = 0.8817, critical = 0.881. Kappa = 2.386 (c=7, w=17, 1 of 2, event alpha = 0.05132). Report alpha = 0.0004426.

Constituent: pH Analysis Run 3/29/2024 11:59 AM View: Appendix III - Intrawell

Plant Scherer Data: Scherer Cell 1-CCR

Sanitas™ v.10.0.16b Software licensed to . UG

Within Limits

Prediction Limit

Intrawell Parametric

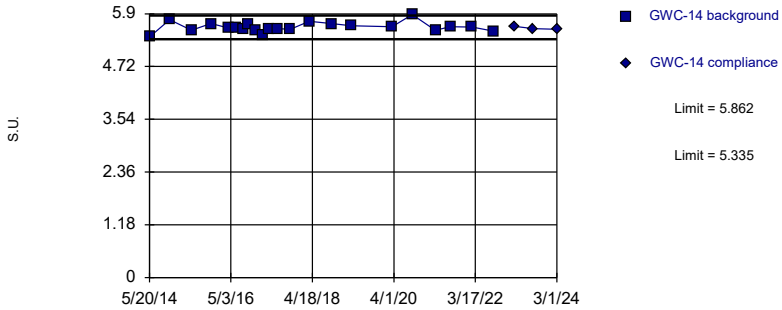

Background Data Summary: Mean=5.598, Std. Dev.=0.1095, n=22. Normality test: Shapiro Wilk @alpha = 0.01, calculated = 0.9571, critical = 0.878. Kappa = 2.406 (c=7, w=17, 1 of 2, event alpha = 0.05132). Report alpha = 0.0004426.

Constituent: pH Analysis Run 3/29/2024 11:59 AM View: Appendix III - Intrawell

Plant Scherer Data: Scherer Cell 1-CCR

Sanitas™ v.10.0.16b Software licensed to . UG

Within Limits

Prediction Limit

Intrawell Parametric

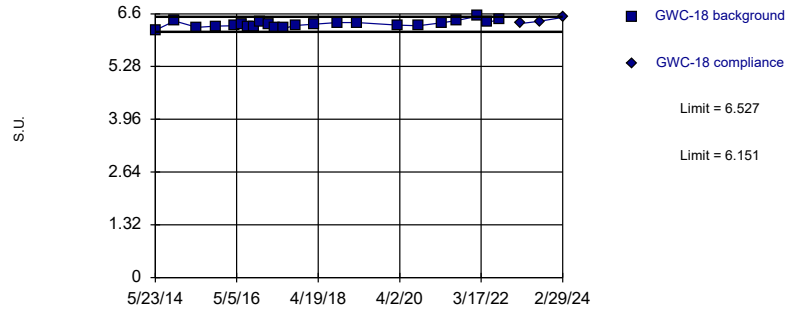

Background Data Summary: Mean=6.339, Std. Dev.=0.07879, n=23. Normality test: Shapiro Wilk @alpha = 0.01, calculated = 0.9788, critical = 0.881. Kappa = 2.386 (c=7, w=17, 1 of 2, event alpha = 0.05132). Report alpha = 0.0004426.

Constituent: pH Analysis Run 3/29/2024 11:59 AM View: Appendix III - Intrawell

Plant Scherer Data: Scherer Cell 1-CCR

Sanitas™ v.10.0.16b Software licensed to . UG

Within Limits

Prediction Limit

Intrawell Parametric

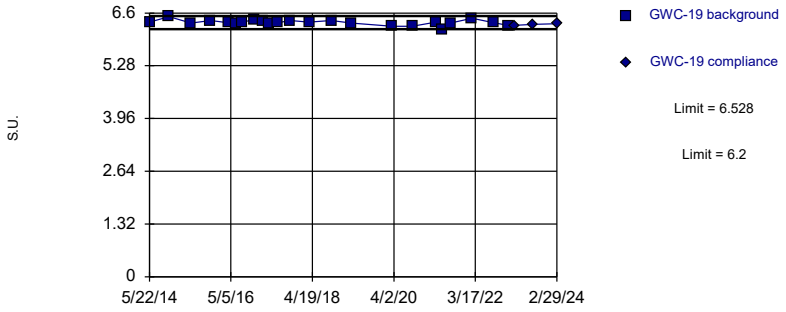

Background Data Summary: Mean=6.364, Std. Dev.=0.0688, n=23. Normality test: Shapiro Wilk @alpha = 0.01, calculated = 0.93, critical = 0.881. Kappa = 2.386 (c=7, w=17, 1 of 2, event alpha = 0.05132). Report alpha = 0.0004426.

Constituent: pH Analysis Run 3/29/2024 11:59 AM View: Appendix III - Intrawell

Plant Scherer Data: Scherer Cell 1-CCR

Sanitas™ v.10.0.16b Software licensed to . UG

Within Limits

Prediction Limit

Intrawell Non-parametric

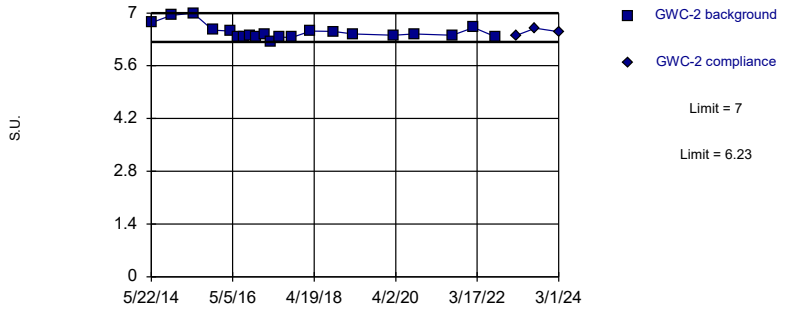

Non-parametric test used in lieu of parametric prediction limit because the Shapiro Wilk normality test showed the data to be non-normal at the 0.01 alpha level. Limits are highest and lowest of 21 background values. Well-constituent pair annual alpha = 0.01596. Individual comparison alpha = 0.007998 (1 of 2).

Constituent: pH Analysis Run 3/29/2024 11:59 AM View: Appendix III - Intrawell

Plant Scherer Data: Scherer Cell 1-CCR

Sanitas™ v.10.0.16b Software licensed to . UG

Exceeds Limits

Prediction Limit

Intrawell Parametric

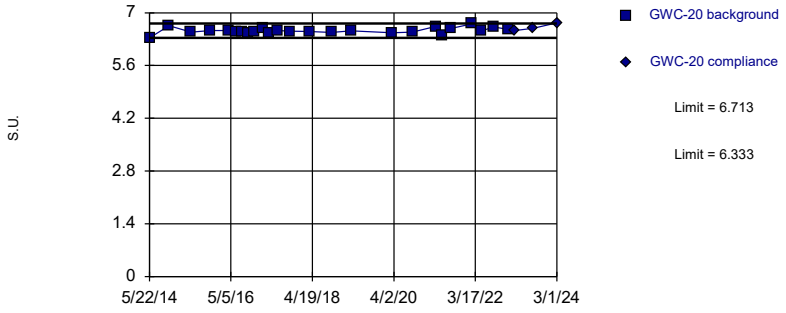

Background Data Summary: Mean=6.523, Std. Dev.=0.08092, n=25. Normality test: Shapiro Wilk @alpha = 0.01, calculated = 0.9506, critical = 0.888. Kappa = 2.347 (c=7, w=17, 1 of 2, event alpha = 0.05132). Report alpha = 0.0004426.

Constituent: pH Analysis Run 3/29/2024 11:59 AM View: Appendix III - Intrawell

Plant Scherer Data: Scherer Cell 1-CCR

Sanitas™ v.10.0.16b Software licensed to . UG

Within Limits

Prediction Limit

Intrawell Parametric

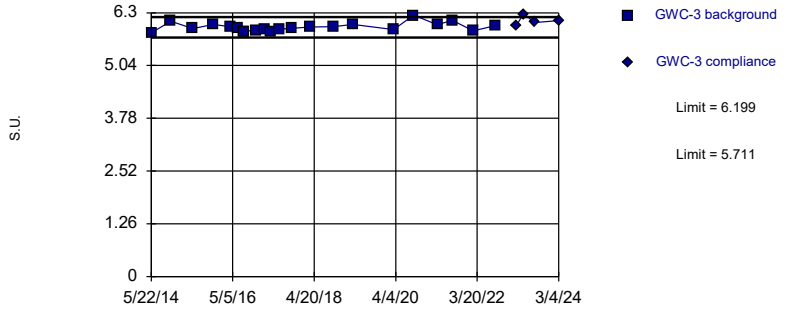

Background Data Summary: Mean=5.955, Std. Dev.=0.1016, n=22. Normality test: Shapiro Wilk @alpha = 0.01, calculated = 0.9136, critical = 0.878. Kappa = 2.406 (c=7, w=17, 1 of 2, event alpha = 0.05132). Report alpha = 0.0004426.

Constituent: pH Analysis Run 3/29/2024 11:59 AM View: Appendix III - Intrawell

Plant Scherer Data: Scherer Cell 1-CCR

Sanitas™ v.10.0.16b Software licensed to . UG

Within Limits

Prediction Limit

Intrawell Parametric

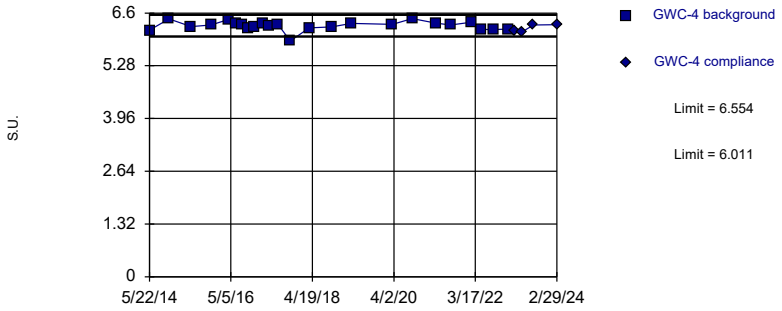

Background Data Summary: Mean=6.282, Std. Dev.=0.1147, n=24. Normality test: Shapiro Wilk @alpha = 0.01, calculated = 0.8874, critical = 0.884. Kappa = 2.366 (c=7, w=17, 1 of 2, event alpha = 0.05132). Report alpha = 0.0004426.

Constituent: pH Analysis Run 3/29/2024 11:59 AM View: Appendix III - Intrawell

Plant Scherer Data: Scherer Cell 1-CCR

Sanitas™ v.10.0.16b Software licensed to . UG

Exceeds Limits

Prediction Limit

Intrawell Parametric

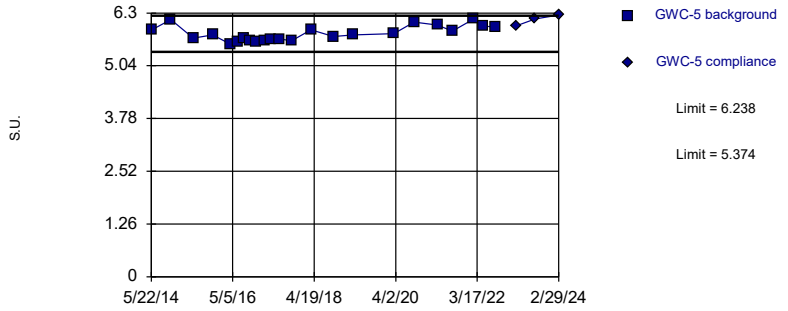

Background Data Summary: Mean=5.806, Std. Dev.=0.1811, n=23. Normality test: Shapiro Wilk @alpha = 0.01, calculated = 0.9298, critical = 0.881. Kappa = 2.386 (c=7, w=17, 1 of 2, event alpha = 0.05132). Report alpha = 0.0004426.

Constituent: pH Analysis Run 3/29/2024 11:59 AM View: Appendix III - Intrawell

Plant Scherer Data: Scherer Cell 1-CCR

Sanitas™ v.10.0.16b Software licensed to . UG

Within Limits

Prediction Limit

Intrawell Non-parametric

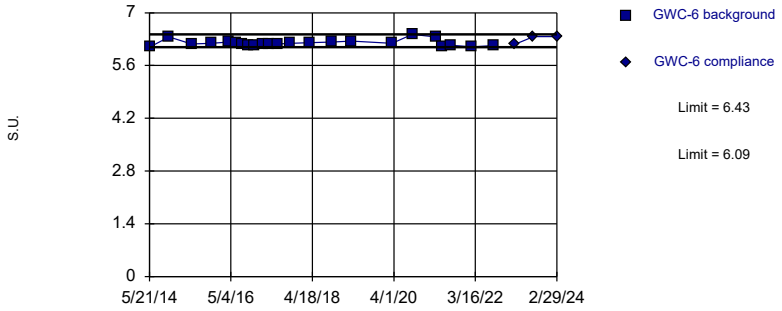

Non-parametric test used in lieu of parametric prediction limit because the Shapiro Wilk normality test showed the data to be non-normal at the 0.01 alpha level. Limits are highest and lowest of 23 background values. Well-constituent pair annual alpha = 0.01364. Individual comparison alpha = 0.006831 (1 of 2).

Constituent: pH Analysis Run 3/29/2024 11:59 AM View: Appendix III - Intrawell

Plant Scherer Data: Scherer Cell 1-CCR

Sanitas™ v.10.0.16b Software licensed to . UG

Exceeds Limits

Prediction Limit

Intrawell Non-parametric

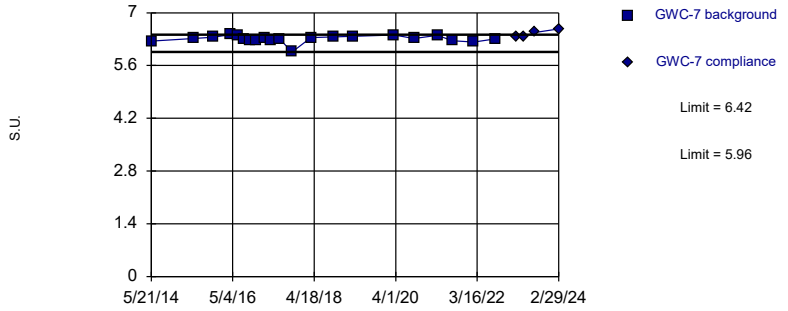

Non-parametric test used in lieu of parametric prediction limit because the Shapiro Wilk normality test showed the data to be non-normal at the 0.01 alpha level. Limits are highest and lowest of 21 background values. Well-constituent pair annual alpha = 0.01596. Individual comparison alpha = 0.007998 (1 of 2).

Constituent: pH Analysis Run 3/29/2024 11:59 AM View: Appendix III - Intrawell

Plant Scherer Data: Scherer Cell 1-CCR

Sanitas™ v.10.0.16b Software licensed to . UG

Within Limits

Prediction Limit

Intrawell Non-parametric

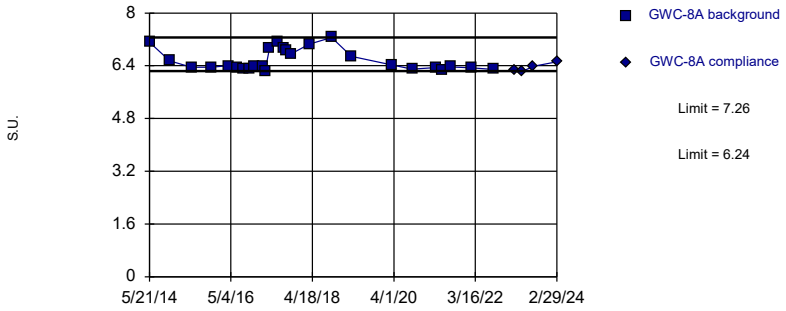

Non-parametric test used in lieu of parametric prediction limit because the Shapiro Wilk normality test showed the data to be non-normal at the 0.01 alpha level. Limits are highest and lowest of 26 background values. Well-constituent pair annual alpha = 0.01065. Individual comparison alpha = 0.005334 (1 of 2).

Constituent: pH Analysis Run 3/29/2024 11:59 AM View: Appendix III - Intrawell

Plant Scherer Data: Scherer Cell 1-CCR

Sanitas™ v.10.0.16b Software licensed to . UG

Within Limits

Prediction Limit

Intrawell Parametric

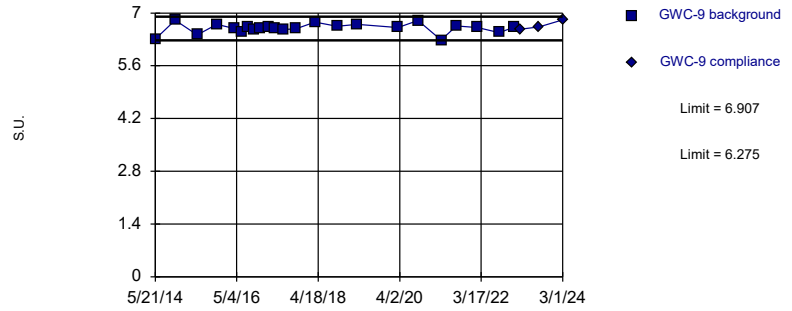

Background Data Summary: Mean=6.591, Std. Dev.=0.1325, n=23. Normality test: Shapiro Wilk @alpha = 0.01, calculated = 0.9376, critical = 0.881. Kappa = 2.386 (c=7, w=17, 1 of 2, event alpha = 0.05132). Report alpha = 0.0004426.

Constituent: pH Analysis Run 3/29/2024 11:59 AM View: Appendix III - Intrawell

Plant Scherer Data: Scherer Cell 1-CCR

Sanitas™ v.10.0.16b Software licensed to . UG
Hollow symbols indicate censored values.

Within Limit

Prediction Limit

Intrawell Non-parametric

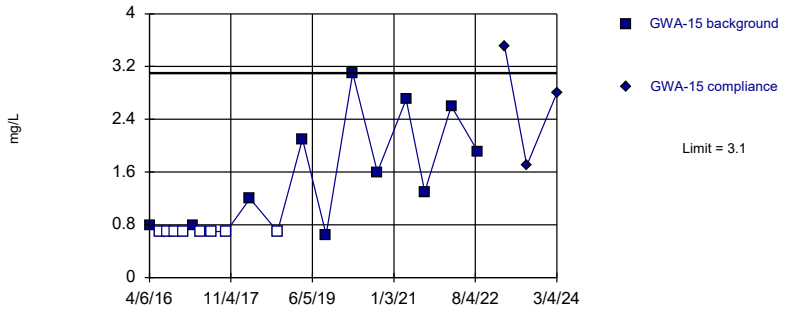

Non-parametric test used in lieu of parametric prediction limit because the Shapiro Wilk normality test showed the data to be non-normal at the 0.05 alpha level. Limit is highest of 19 background values. 42.11% NDs. Well-constituent pair annual alpha = 0.009641. Individual comparison alpha = 0.004832 (1 of 2).

Constituent: Sulfate Analysis Run 3/29/2024 11:59 AM View: Appendix III - Intrawell

Plant Scherer Data: Scherer Cell 1-CCR

Sanitas™ v.10.0.16b Software licensed to . UG
Hollow symbols indicate censored values.

Within Limit

Prediction Limit

Intrawell Non-parametric

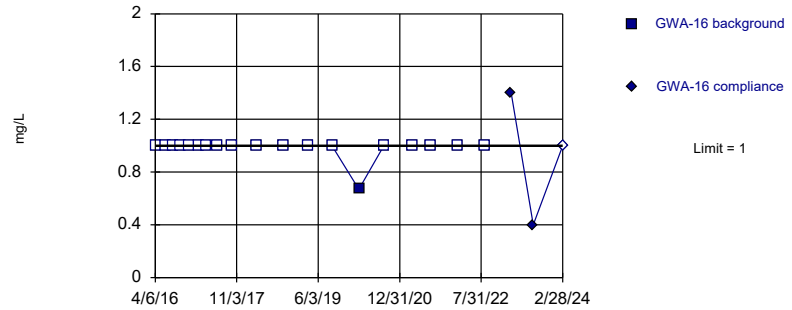

Non-parametric test used in lieu of parametric prediction limit because censored data exceeded 50%. Limit is highest of 19 background values. 94.74% NDs. Well-constituent pair annual alpha = 0.009641. Individual comparison alpha = 0.004832 (1 of 2).

Constituent: Sulfate Analysis Run 3/29/2024 11:59 AM View: Appendix III - Intrawell

Plant Scherer Data: Scherer Cell 1-CCR

Sanitas™ v.10.0.16b Software licensed to . UG
Hollow symbols indicate censored values.
Within Limit

Prediction Limit

Intrawell Non-parametric

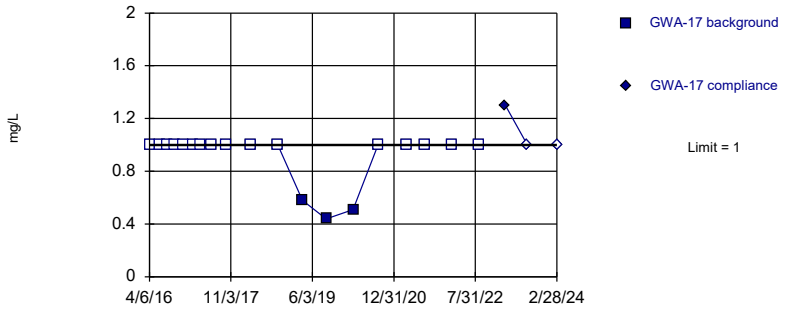

Non-parametric test used in lieu of parametric prediction limit because censored data exceeded 50%. Limit is highest of 19 background values. 84.21% NDs. Well-constituent pair annual alpha = 0.009641. Individual comparison alpha = 0.004832 (1 of 2).

Constituent: Sulfate Analysis Run 3/29/2024 11:59 AM View: Appendix III - Intrawell
Plant Scherer Data: Scherer Cell 1-CCR

Sanitas™ v.10.0.16b Software licensed to . UG
Hollow symbols indicate censored values.
Within Limit

Prediction Limit

Intrawell Non-parametric

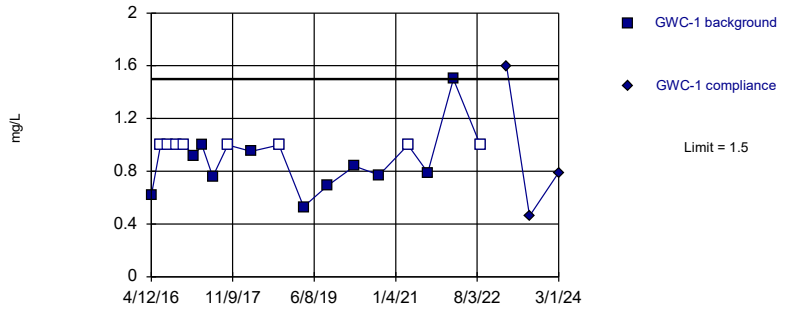

Non-parametric test used in lieu of parametric prediction limit because the Shapiro Wilk normality test showed the data to be non-normal at the 0.05 alpha level. Limit is highest of 19 background values. 42.11% NDs. Well-constituent pair annual alpha = 0.009641. Individual comparison alpha = 0.004832 (1 of 2).

Constituent: Sulfate Analysis Run 3/29/2024 11:59 AM View: Appendix III - Intrawell
Plant Scherer Data: Scherer Cell 1-CCR

Sanitas™ v.10.0.16b Software licensed to . UG
Hollow symbols indicate censored values.
Exceeds Limit

Prediction Limit

Intrawell Non-parametric

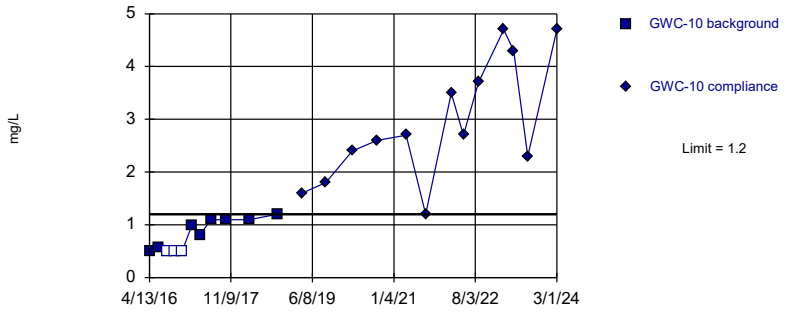

Non-parametric test used in lieu of parametric prediction limit because the Shapiro Wilk normality test showed the data to be non-normal at the 0.05 alpha level. Limit is highest of 11 background values. 27.27% NDs. Well-constituent pair annual alpha = 0.02537. Individual comparison alpha = 0.01276 (1 of 2).

Constituent: Sulfate Analysis Run 3/29/2024 11:59 AM View: Appendix III - Intrawell
Plant Scherer Data: Scherer Cell 1-CCR

Sanitas™ v.10.0.16b Software licensed to . UG
Hollow symbols indicate censored values.
Within Limit

Prediction Limit

Intrawell Non-parametric

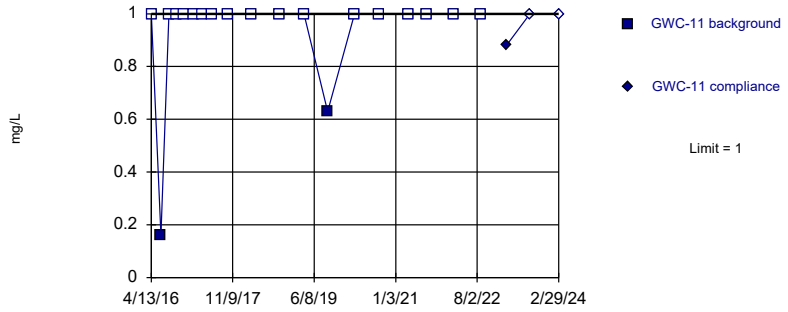

Non-parametric test used in lieu of parametric prediction limit because censored data exceeded 50%. Limit is highest of 19 background values. 89.47% NDs. Well-constituent pair annual alpha = 0.009641. Individual comparison alpha = 0.004832 (1 of 2).

Constituent: Sulfate Analysis Run 3/29/2024 11:59 AM View: Appendix III - Intrawell
Plant Scherer Data: Scherer Cell 1-CCR

Sanitas™ v.10.0.16b Software licensed to . UG
Hollow symbols indicate censored values.
Within Limit

Prediction Limit

Intrawell Non-parametric

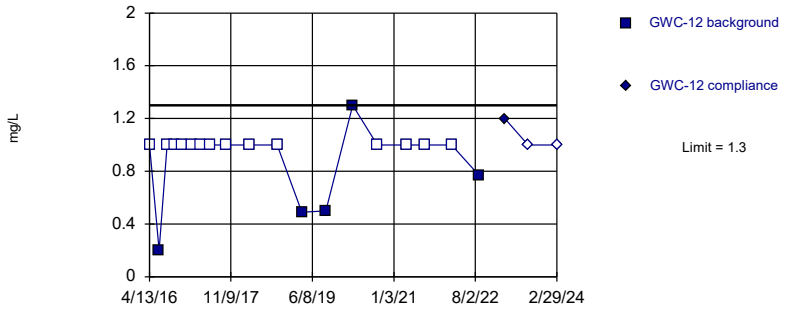

Non-parametric test used in lieu of parametric prediction limit because censored data exceeded 50%. Limit is highest of 19 background values. 73.68% NDs. Well-constituent pair annual alpha = 0.009641. Individual comparison alpha = 0.004832 (1 of 2).

Constituent: Sulfate Analysis Run 3/29/2024 11:59 AM View: Appendix III - Intrawell
Plant Scherer Data: Scherer Cell 1-CCR

Sanitas™ v.10.0.16b Software licensed to . UG
Hollow symbols indicate censored values.
Within Limit

Prediction Limit

Intrawell Non-parametric

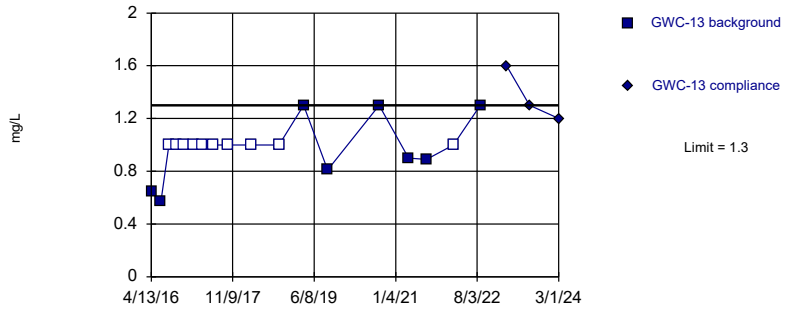

Non-parametric test used in lieu of parametric prediction limit because censored data exceeded 50%. Limit is highest of 18 background values. 55.56% NDs. Well-constituent pair annual alpha = 0.01072. Individual comparison alpha = 0.005373 (1 of 2).

Constituent: Sulfate Analysis Run 3/29/2024 11:59 AM View: Appendix III - Intrawell
Plant Scherer Data: Scherer Cell 1-CCR

Sanitas™ v.10.0.16b Software licensed to . UG
Hollow symbols indicate censored values.
Within Limit

Prediction Limit

Intrawell Non-parametric

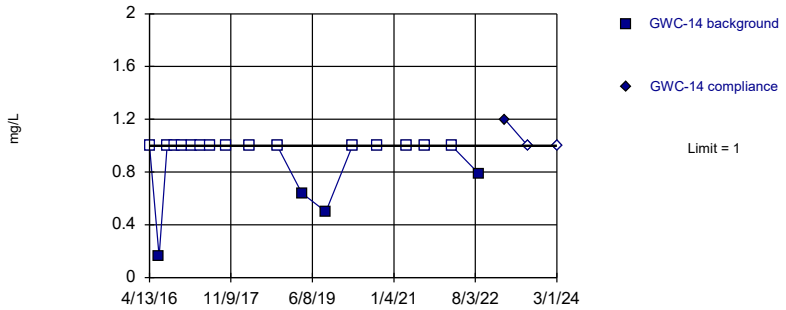

Non-parametric test used in lieu of parametric prediction limit because censored data exceeded 50%. Limit is highest of 19 background values. 78.95% NDs. Well-constituent pair annual alpha = 0.009641. Individual comparison alpha = 0.004832 (1 of 2).

Constituent: Sulfate Analysis Run 3/29/2024 11:59 AM View: Appendix III - Intrawell
Plant Scherer Data: Scherer Cell 1-CCR

Sanitas™ v.10.0.16b Software licensed to . UG
Hollow symbols indicate censored values.
Exceeds Limit

Prediction Limit

Intrawell Non-parametric

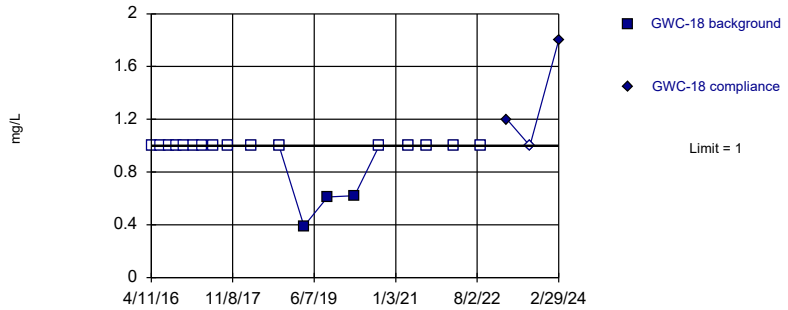

Non-parametric test used in lieu of parametric prediction limit because censored data exceeded 50%. Limit is highest of 19 background values. 84.21% NDs. Well-constituent pair annual alpha = 0.009641. Individual comparison alpha = 0.004832 (1 of 2).

Constituent: Sulfate Analysis Run 3/29/2024 11:59 AM View: Appendix III - Intrawell
Plant Scherer Data: Scherer Cell 1-CCR

Sanitas™ v.10.0.16b Software licensed to . UG
Hollow symbols indicate censored values.
Within Limit

Prediction Limit

Intrawell Non-parametric

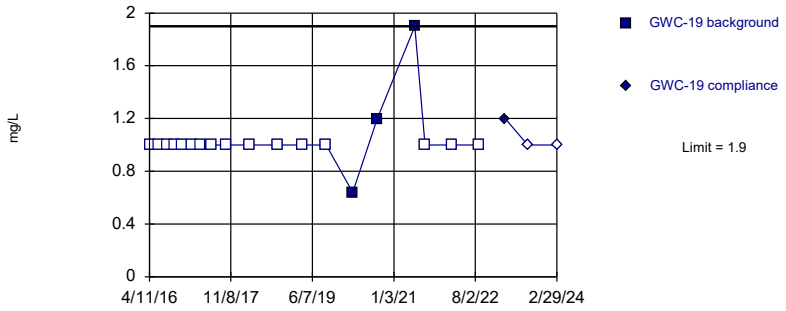

Non-parametric test used in lieu of parametric prediction limit because censored data exceeded 50%. Limit is highest of 19 background values. 84.21% NDs. Well-constituent pair annual alpha = 0.009641. Individual comparison alpha = 0.004832 (1 of 2).

Constituent: Sulfate Analysis Run 3/29/2024 11:59 AM View: Appendix III - Intrawell
Plant Scherer Data: Scherer Cell 1-CCR

Sanitas™ v.10.0.16b Software licensed to . UG
Hollow symbols indicate censored values.
Exceeds Limit

Prediction Limit

Intrawell Non-parametric

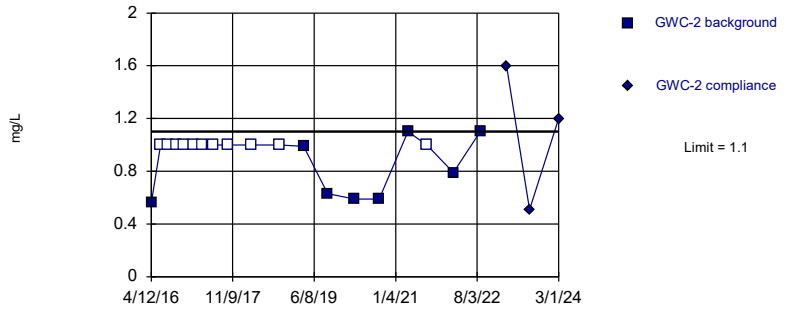

Non-parametric test used in lieu of parametric prediction limit because censored data exceeded 50%. Limit is highest of 19 background values. 57.89% NDs. Well-constituent pair annual alpha = 0.009641. Individual comparison alpha = 0.004832 (1 of 2).

Constituent: Sulfate Analysis Run 3/29/2024 11:59 AM View: Appendix III - Intrawell
Plant Scherer Data: Scherer Cell 1-CCR

Sanitas™ v.10.0.16b Software licensed to . UG
Hollow symbols indicate censored values.
Within Limit

Prediction Limit

Intrawell Non-parametric

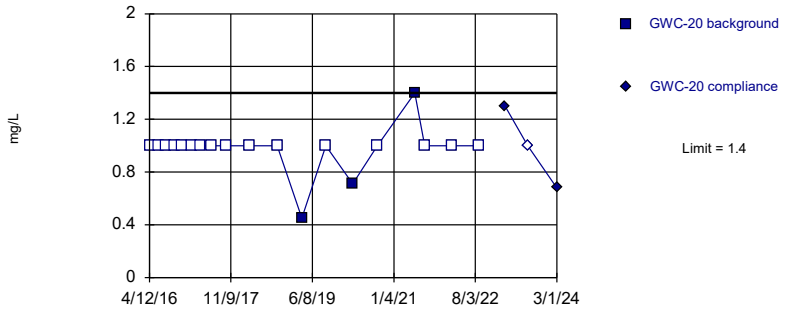

Non-parametric test used in lieu of parametric prediction limit because censored data exceeded 50%. Limit is highest of 19 background values. 84.21% NDs. Well-constituent pair annual alpha = 0.009641. Individual comparison alpha = 0.004832 (1 of 2).

Constituent: Sulfate Analysis Run 3/29/2024 11:59 AM View: Appendix III - Intrawell
Plant Scherer Data: Scherer Cell 1-CCR

Sanitas™ v.10.0.16b Software licensed to . UG
Hollow symbols indicate censored values.
Exceeds Limit

Prediction Limit

Intrawell Non-parametric

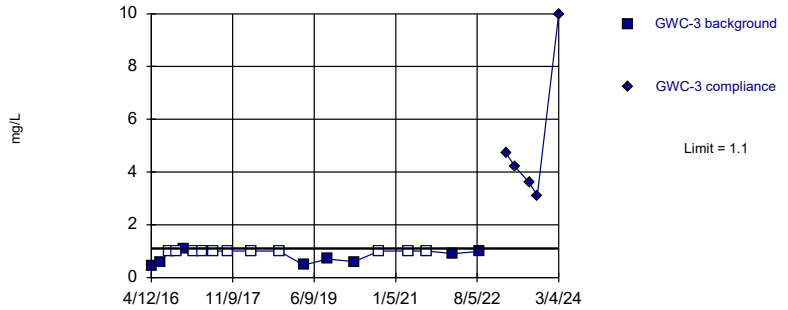

Non-parametric test used in lieu of parametric prediction limit because censored data exceeded 50%. Limit is highest of 19 background values. 57.89% NDs. Well-constituent pair annual alpha = 0.009641. Individual comparison alpha = 0.004832 (1 of 2).

Constituent: Sulfate Analysis Run 3/29/2024 11:59 AM View: Appendix III - Intrawell
Plant Scherer Data: Scherer Cell 1-CCR

Sanitas™ v.10.0.16b Software licensed to . UG

Exceeds Limit

Prediction Limit

Intrawell Parametric

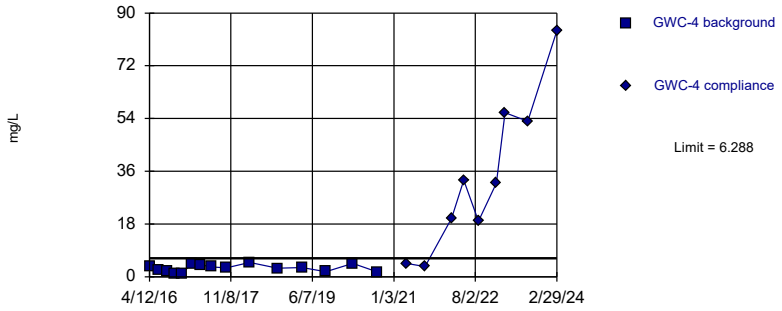

Background Data Summary: Mean=2.937, Std. Dev.=1.27, n=15. Normality test: Shapiro Wilk @alpha = 0.05, calculated = 0.9294, critical = 0.881. Kappa = 2.638 (c=7, w=17, 1 of 2, event alpha = 0.05132). Report alpha = 0.0004426.

Constituent: Sulfate Analysis Run 3/29/2024 11:59 AM View: Appendix III - Intrawell

Plant Scherer Data: Scherer Cell 1-CCR

Sanitas™ v.10.0.16b Software licensed to . UG

Within Limit

Prediction Limit

Intrawell Non-parametric

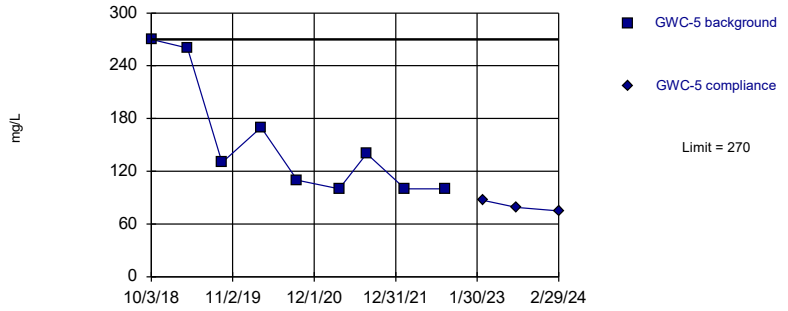

Non-parametric test used in lieu of parametric prediction limit because the Shapiro Wilk normality test showed the data to be non-normal at the 0.1 alpha level. Limit is highest of 9 background values. Well-constituent pair annual alpha = 0.03586. Individual comparison alpha = 0.01809 (1 of 2).

Constituent: Sulfate Analysis Run 3/29/2024 11:59 AM View: Appendix III - Intrawell

Plant Scherer Data: Scherer Cell 1-CCR

Sanitas™ v.10.0.16b Software licensed to . UG

Exceeds Limit

Prediction Limit

Intrawell Parametric

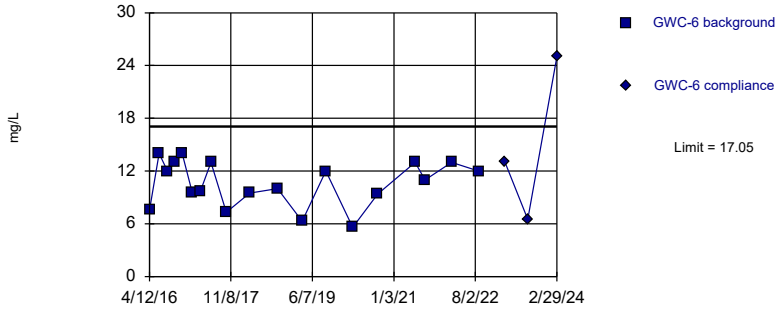

Background Data Summary: Mean=10.62, Std. Dev.=2.592, n=19. Normality test: Shapiro Wilk @alpha = 0.05, calculated = 0.9257, critical = 0.901. Kappa = 2.478 (c=7, w=17, 1 of 2, event alpha = 0.05132). Report alpha = 0.0004426.

Constituent: Sulfate Analysis Run 3/29/2024 11:59 AM View: Appendix III - Intrawell

Plant Scherer Data: Scherer Cell 1-CCR

Sanitas™ v.10.0.16b Software licensed to . UG

Hollow symbols indicate censored values.

Exceeds Limit

Prediction Limit

Intrawell Non-parametric

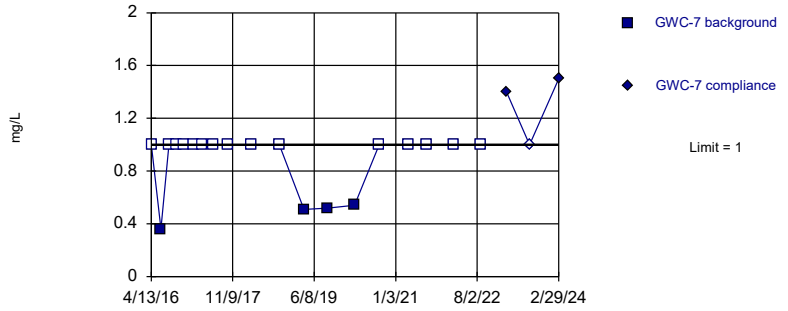

Non-parametric test used in lieu of parametric prediction limit because censored data exceeded 50%. Limit is highest of 19 background values. 78.95% NDs. Well-constituent pair annual alpha = 0.009641. Individual comparison alpha = 0.004832 (1 of 2).

Constituent: Sulfate Analysis Run 3/29/2024 11:59 AM View: Appendix III - Intrawell

Plant Scherer Data: Scherer Cell 1-CCR

Sanitas™ v.10.0.16b Software licensed to . UG

Within Limit

Prediction Limit

Intrawell Parametric

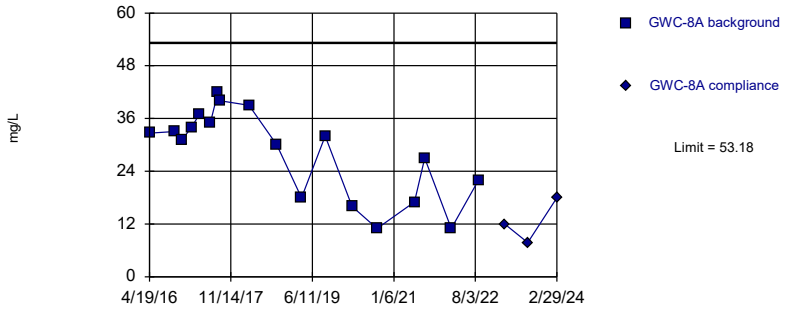

Background Data Summary: Mean=28.21, Std. Dev.=9.948, n=18. Normality test: Shapiro Wilk @alpha = 0.05, calculated = 0.9177, critical = 0.897. Kappa = 2.511 (c=7, w=17, 1 of 2, event alpha = 0.05132). Report alpha = 0.0004426.

Constituent: Sulfate Analysis Run 3/29/2024 11:59 AM View: Appendix III - Intrawell

Plant Scherer Data: Scherer Cell 1-CCR

Sanitas™ v.10.0.16b Software licensed to . UG

Within Limit

Prediction Limit

Intrawell Parametric

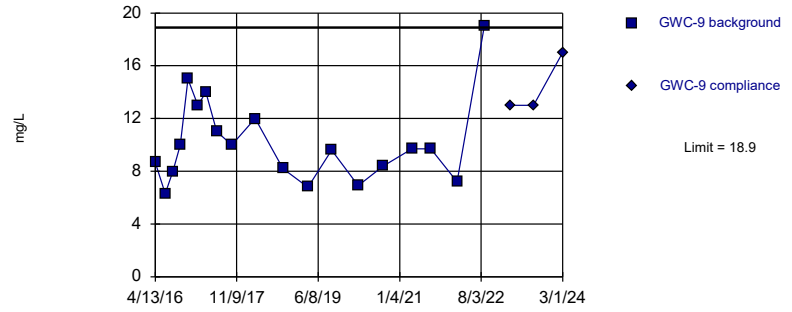

Background Data Summary (based on square root transformation): Mean=3.156, Std. Dev.=0.4807, n=19. Normality test: Shapiro Wilk @alpha = 0.05, calculated = 0.9365, critical = 0.901. Kappa = 2.478 (c=7, w=17, 1 of 2, event alpha = 0.05132). Report alpha = 0.0004426.

Constituent: Sulfate Analysis Run 3/29/2024 11:59 AM View: Appendix III - Intrawell

Plant Scherer Data: Scherer Cell 1-CCR

Sanitas™ v.10.0.16b Software licensed to . UG

Hollow symbols indicate censored values.

Within Limit

Prediction Limit

Intrawell Parametric

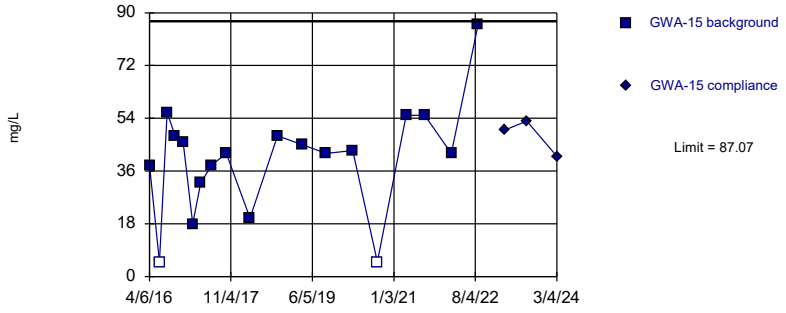

Background Data Summary: Mean=40.21, Std. Dev.=18.91, n=19, 10.53% NDs. Normality test: Shapiro Wilk @alpha = 0.05, calculated = 0.9203, critical = 0.901. Kappa = 2.478 (c=7, w=17, 1 of 2, event alpha = 0.05132). Report alpha = 0.0004426.

Constituent: Total Dissolved Solids Analysis Run 3/29/2024 11:59 AM View: Appendix III - Intrawell

Plant Scherer Data: Scherer Cell 1-CCR

Sanitas™ v.10.0.16b Software licensed to . UG

Within Limit

Prediction Limit

Intrawell Parametric

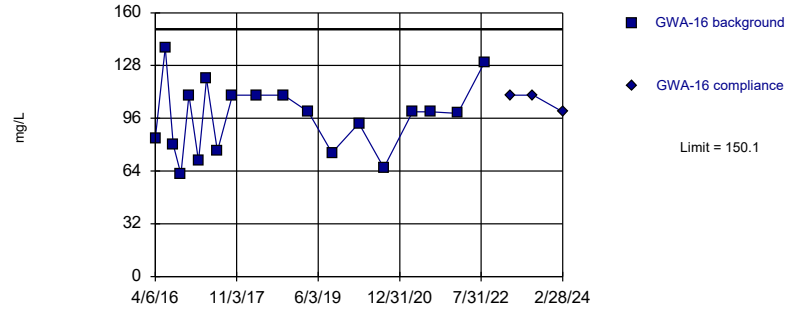

Background Data Summary: Mean=96.53, Std. Dev.=21.6, n=19. Normality test: Shapiro Wilk @alpha = 0.05, calculated = 0.9643, critical = 0.901. Kappa = 2.478 (c=7, w=17, 1 of 2, event alpha = 0.05132). Report alpha = 0.0004426.

Constituent: Total Dissolved Solids Analysis Run 3/29/2024 11:59 AM View: Appendix III - Intrawell

Plant Scherer Data: Scherer Cell 1-CCR

Sanitas™ v.10.0.16b Software licensed to . UG

Within Limit

Prediction Limit

Intrawell Parametric

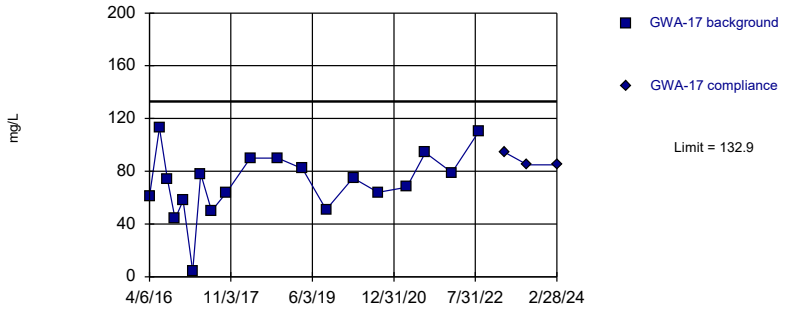

Background Data Summary: Mean=71, Std. Dev.=24.98, n=19. Normality test: Shapiro Wilk @alpha = 0.05, calculated = 0.9525, critical = 0.901. Kappa = 2.478 (c=7, w=17, 1 of 2, event alpha = 0.05132). Report alpha = 0.0004426.

Constituent: Total Dissolved Solids Analysis Run 3/29/2024 11:59 AM View: Appendix III - Intrawell

Plant Scherer Data: Scherer Cell 1-CCR

Sanitas™ v.10.0.16b Software licensed to . UG

Within Limit

Prediction Limit

Intrawell Parametric

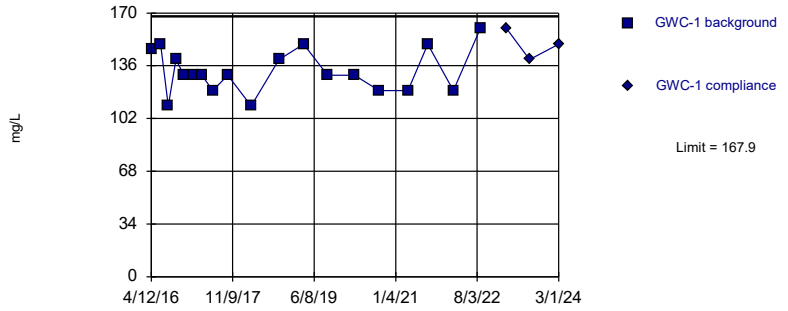

Background Data Summary: Mean=132.5, Std. Dev.=14.28, n=19. Normality test: Shapiro Wilk @alpha = 0.05, calculated = 0.9392, critical = 0.901. Kappa = 2.478 (c=7, w=17, 1 of 2, event alpha = 0.05132). Report alpha = 0.0004426.

Constituent: Total Dissolved Solids Analysis Run 3/29/2024 11:59 AM View: Appendix III - Intrawell

Plant Scherer Data: Scherer Cell 1-CCR

Sanitas™ v.10.0.16b Software licensed to . UG

Within Limit

Prediction Limit

Intrawell Parametric

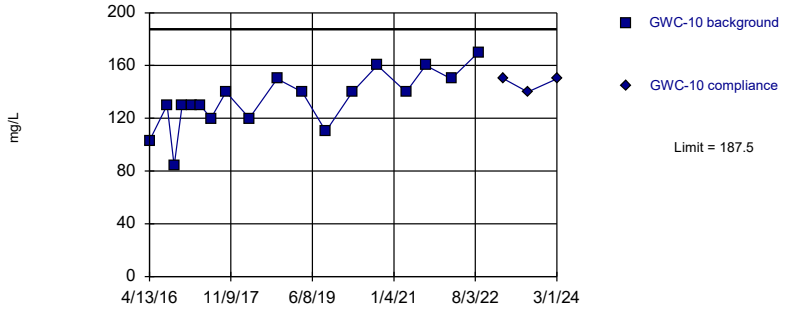

Background Data Summary: Mean=133.7, Std. Dev.=21.41, n=18. Normality test: Shapiro Wilk @alpha = 0.05, calculated = 0.9678, critical = 0.897. Kappa = 2.511 (c=7, w=17, 1 of 2, event alpha = 0.05132). Report alpha = 0.0004426.

Constituent: Total Dissolved Solids Analysis Run 3/29/2024 11:59 AM View: Appendix III - Intrawell

Plant Scherer Data: Scherer Cell 1-CCR

Sanitas™ v.10.0.16b Software licensed to . UG

Within Limit

Prediction Limit

Intrawell Parametric

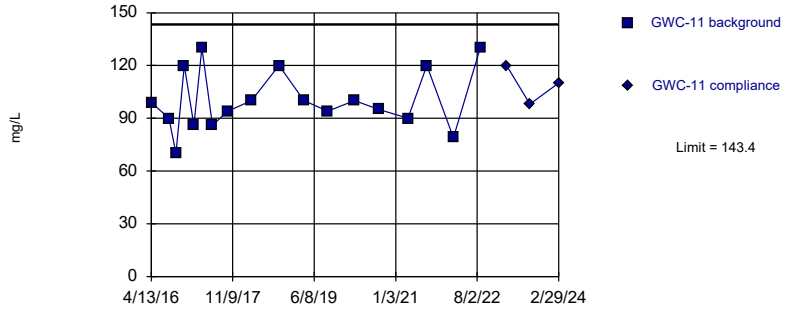

Background Data Summary: Mean=100.2, Std. Dev.=17.2, n=18. Normality test: Shapiro Wilk @alpha = 0.05, calculated = 0.9274, critical = 0.897. Kappa = 2.511 (c=7, w=17, 1 of 2, event alpha = 0.05132). Report alpha = 0.0004426.

Constituent: Total Dissolved Solids Analysis Run 3/29/2024 11:59 AM View: Appendix III - Intrawell

Plant Scherer Data: Scherer Cell 1-CCR

Sanitas™ v.10.0.16b Software licensed to . UG
Hollow symbols indicate censored values.
Within Limit

Prediction Limit

Intrawell Parametric

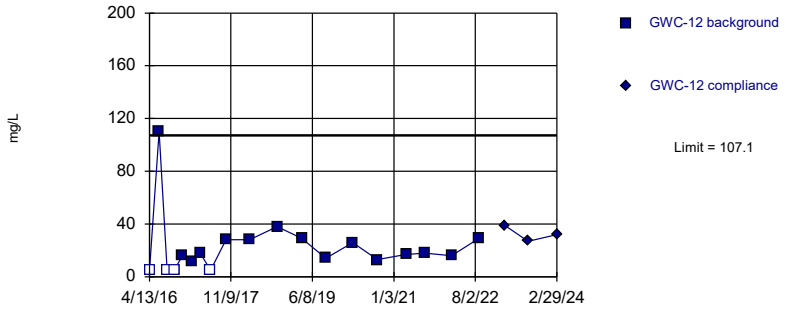

Background Data Summary (based on natural log transformation) (after Kaplan-Meier Adjustment): Mean=2.621, Std. Dev.=0.8282, n=19, 21.05% NDs. Normality test: Shapiro Wilk @alpha = 0.05, calculated = 0.9153, critical = 0.901. Kappa = 2.478 (c=7, w=17, 1 of 2, event alpha = 0.05132). Report alpha = 0.0004426.

Constituent: Total Dissolved Solids Analysis Run 3/29/2024 11:59 AM View: Appendix III - Intrawell
Plant Scherer Data: Scherer Cell 1-CCR

Sanitas™ v.10.0.16b Software licensed to . UG
Within Limit

Prediction Limit

Intrawell Parametric

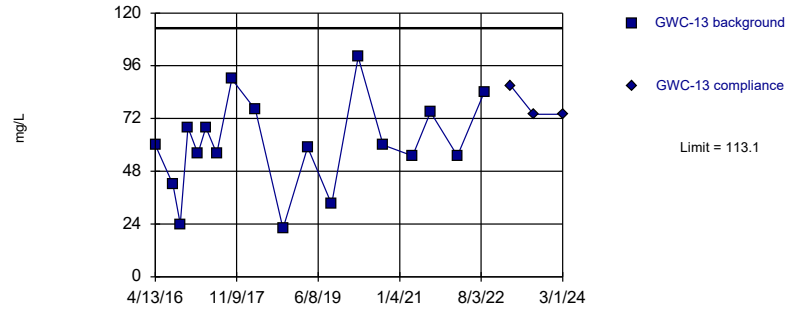

Background Data Summary: Mean=60.17, Std. Dev.=21.09, n=18. Normality test: Shapiro Wilk @alpha = 0.05, calculated = 0.9656, critical = 0.897. Kappa = 2.511 (c=7, w=17, 1 of 2, event alpha = 0.05132). Report alpha = 0.0004426.

Constituent: Total Dissolved Solids Analysis Run 3/29/2024 11:59 AM View: Appendix III - Intrawell
Plant Scherer Data: Scherer Cell 1-CCR

Sanitas™ v.10.0.16b Software licensed to . UG
Within Limit

Prediction Limit

Intrawell Parametric

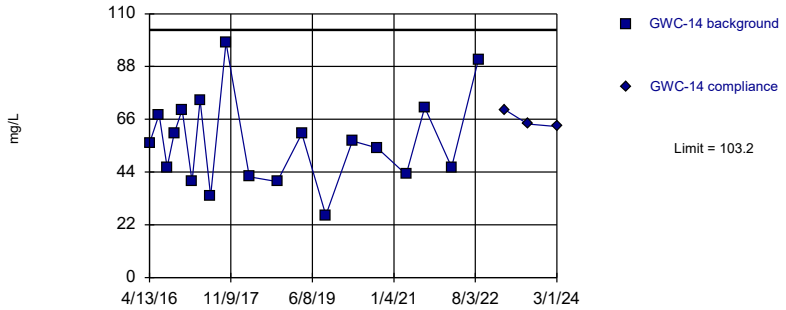

Background Data Summary: Mean=56.63, Std. Dev.=18.81, n=19. Normality test: Shapiro Wilk @alpha = 0.05, calculated = 0.9591, critical = 0.901. Kappa = 2.478 (c=7, w=17, 1 of 2, event alpha = 0.05132). Report alpha = 0.0004426.

Constituent: Total Dissolved Solids Analysis Run 3/29/2024 11:59 AM View: Appendix III - Intrawell
Plant Scherer Data: Scherer Cell 1-CCR

Sanitas™ v.10.0.16b Software licensed to . UG
Within Limit

Prediction Limit

Intrawell Parametric

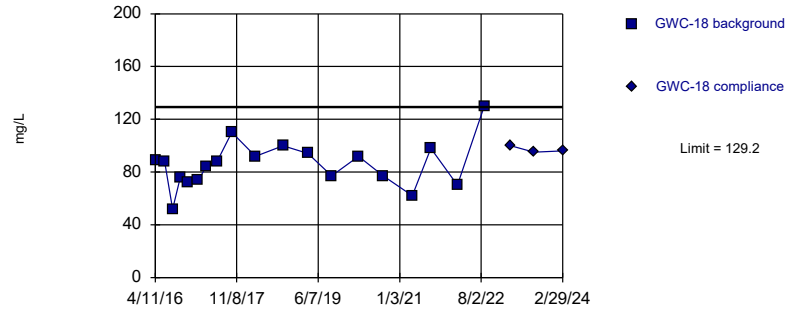

Background Data Summary: Mean=85.53, Std. Dev.=17.63, n=19. Normality test: Shapiro Wilk @alpha = 0.05, calculated = 0.9688, critical = 0.901. Kappa = 2.478 (c=7, w=17, 1 of 2, event alpha = 0.05132). Report alpha = 0.0004426.

Constituent: Total Dissolved Solids Analysis Run 3/29/2024 11:59 AM View: Appendix III - Intrawell
Plant Scherer Data: Scherer Cell 1-CCR

Sanitas™ v.10.0.16b Software licensed to . UG

Within Limit

Prediction Limit

Intrawell Parametric

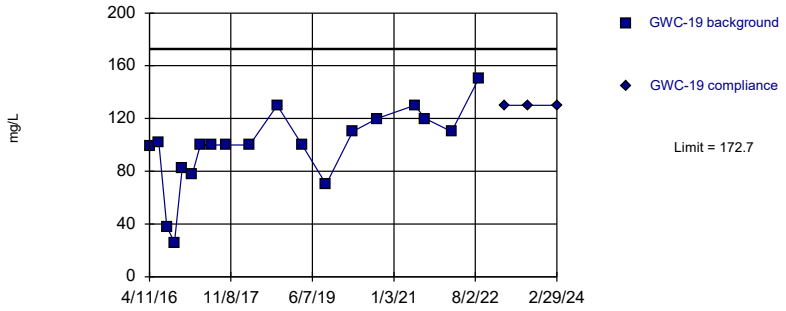

Background Data Summary: Mean=98.16, Std. Dev.=30.06, n=19. Normality test: Shapiro Wilk @alpha = 0.05, calculated = 0.9157, critical = 0.901. Kappa = 2.478 (c=7, w=17, 1 of 2, event alpha = 0.05132). Report alpha = 0.0004426.

Constituent: Total Dissolved Solids Analysis Run 3/29/2024 11:59 AM View: Appendix III - Intrawell

Plant Scherer Data: Scherer Cell 1-CCR

Sanitas™ v.10.0.16b Software licensed to . UG

Within Limit

Prediction Limit

Intrawell Parametric

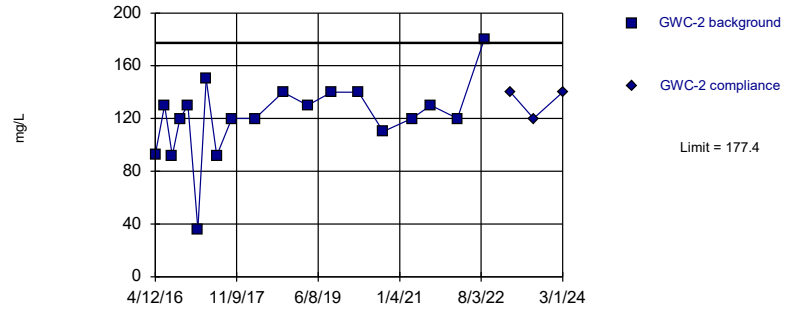

Background Data Summary (based on square transformation): Mean=15383, Std. Dev.=6489, n=19. Normality test: Shapiro Wilk @alpha = 0.05, calculated = 0.9341, critical = 0.901. Kappa = 2.478 (c=7, w=17, 1 of 2, event alpha = 0.05132). Report alpha = 0.0004426.

Constituent: Total Dissolved Solids Analysis Run 3/29/2024 12:00 PM View: Appendix III - Intrawell

Plant Scherer Data: Scherer Cell 1-CCR

Sanitas™ v.10.0.16b Software licensed to . UG

Within Limit

Prediction Limit

Intrawell Parametric

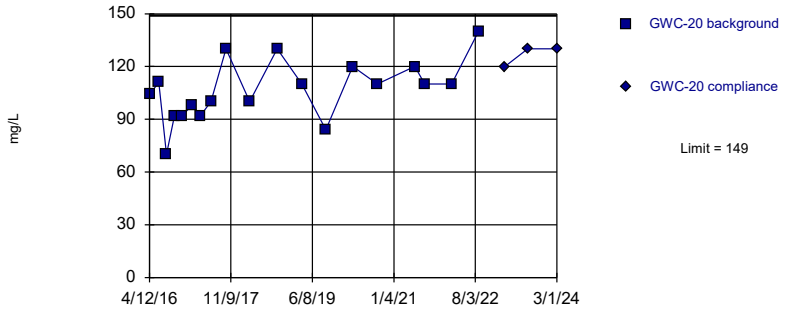

Background Data Summary: Mean=106.5, Std. Dev.=17.15, n=19. Normality test: Shapiro Wilk @alpha = 0.05, calculated = 0.9793, critical = 0.901. Kappa = 2.478 (c=7, w=17, 1 of 2, event alpha = 0.05132). Report alpha = 0.0004426.

Constituent: Total Dissolved Solids Analysis Run 3/29/2024 12:00 PM View: Appendix III - Intrawell

Plant Scherer Data: Scherer Cell 1-CCR

Sanitas™ v.10.0.16b Software licensed to . UG

Within Limit

Prediction Limit

Intrawell Parametric

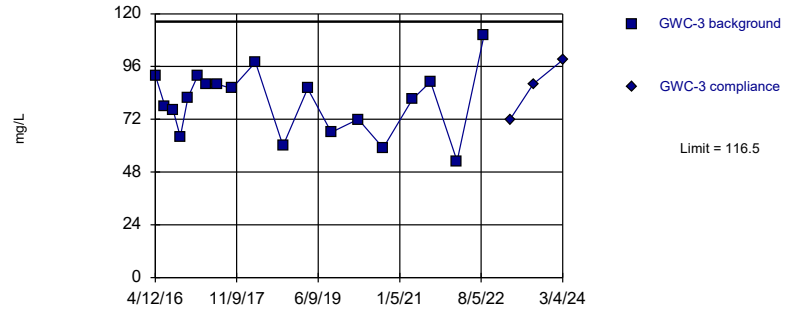

Background Data Summary: Mean=80, Std. Dev.=14.73, n=19. Normality test: Shapiro Wilk @alpha = 0.05, calculated = 0.97, critical = 0.901. Kappa = 2.478 (c=7, w=17, 1 of 2, event alpha = 0.05132). Report alpha = 0.0004426.

Constituent: Total Dissolved Solids Analysis Run 3/29/2024 12:00 PM View: Appendix III - Intrawell

Plant Scherer Data: Scherer Cell 1-CCR

Sanitas™ v.10.0.16b Software licensed to . UG

Exceeds Limit

Prediction Limit

Intrawell Parametric

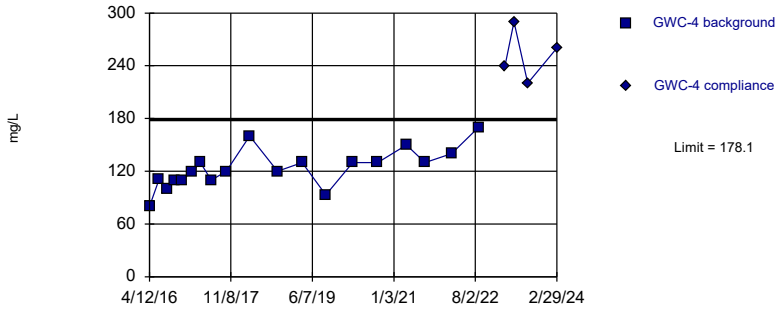

Background Data Summary: Mean=123.4, Std. Dev.=22.1, n=19. Normality test: Shapiro Wilk @alpha = 0.05, calculated = 0.9712, critical = 0.901. Kappa = 2.478 (c=7, w=17, 1 of 2, event alpha = 0.05132). Report alpha = 0.0004426.

Constituent: Total Dissolved Solids Analysis Run 3/29/2024 12:00 PM View: Appendix III - Intrawell

Plant Scherer Data: Scherer Cell 1-CCR

Sanitas™ v.10.0.16b Software licensed to . UG

Within Limit

Prediction Limit

Intrawell Parametric

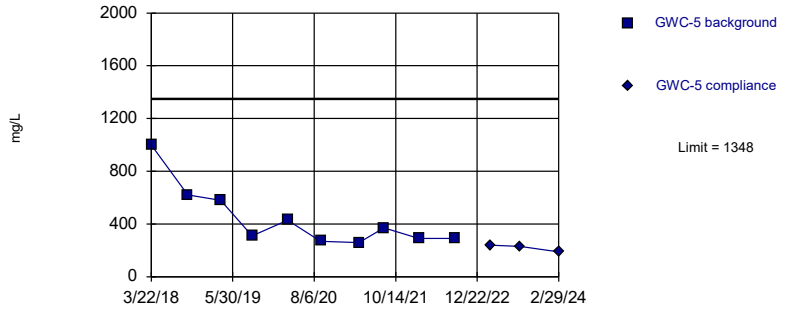

Background Data Summary (based on cube root transformation): Mean=7.445, Std. Dev.=1.178, n=10. Normality test: Shapiro Wilk @alpha = 0.05, calculated = 0.8472, critical = 0.842. Kappa = 3.058 (c=7, w=17, 1 of 2, event alpha = 0.05132). Report alpha = 0.0004426.

Constituent: Total Dissolved Solids Analysis Run 3/29/2024 12:00 PM View: Appendix III - Intrawell

Plant Scherer Data: Scherer Cell 1-CCR

Sanitas™ v.10.0.16b Software licensed to . UG

Within Limit

Prediction Limit

Intrawell Parametric

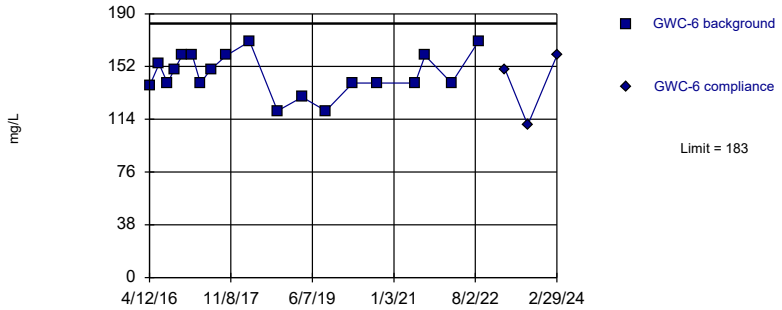

Background Data Summary: Mean=146.4, Std. Dev.=14.75, n=19. Normality test: Shapiro Wilk @alpha = 0.05, calculated = 0.9332, critical = 0.901. Kappa = 2.478 (c=7, w=17, 1 of 2, event alpha = 0.05132). Report alpha = 0.0004426.

Constituent: Total Dissolved Solids Analysis Run 3/29/2024 12:00 PM View: Appendix III - Intrawell

Plant Scherer Data: Scherer Cell 1-CCR

Sanitas™ v.10.0.16b Software licensed to . UG

Within Limit

Prediction Limit

Intrawell Parametric

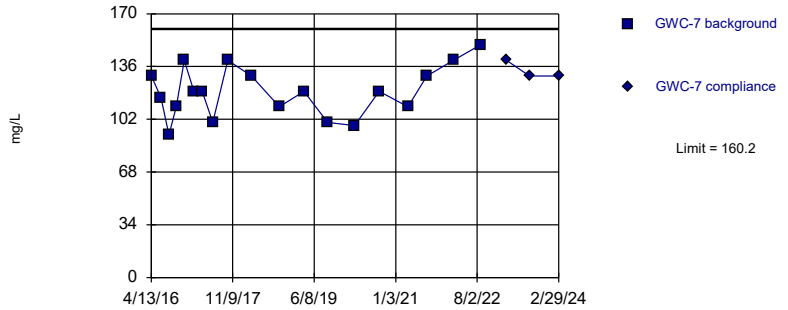

Background Data Summary: Mean=119.8, Std. Dev.=16.3, n=19. Normality test: Shapiro Wilk @alpha = 0.05, calculated = 0.9631, critical = 0.901. Kappa = 2.478 (c=7, w=17, 1 of 2, event alpha = 0.05132). Report alpha = 0.0004426.

Constituent: Total Dissolved Solids Analysis Run 3/29/2024 12:00 PM View: Appendix III - Intrawell

Plant Scherer Data: Scherer Cell 1-CCR

Sanitas™ v.10.0.16b Software licensed to . UG

Within Limit

Prediction Limit

Intrawell Parametric

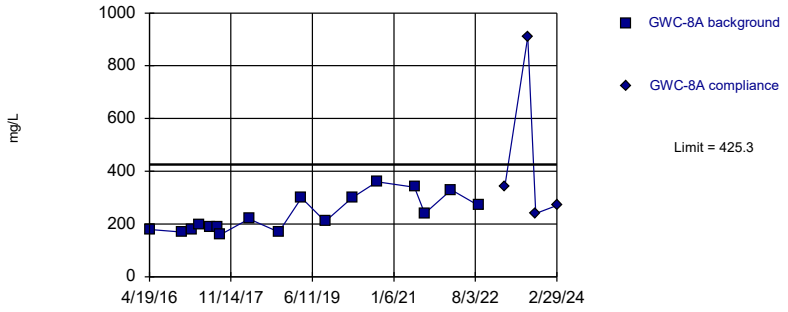

Background Data Summary (based on square root transformation): Mean=15.22, Std. Dev.=2.125, n=17. Normality test: Shapiro Wilk @alpha = 0.05, calculated = 0.8933, critical = 0.892. Kappa = 2.543 (c=7, w=17, 1 of 2, event alpha = 0.05132). Report alpha = 0.0004426.

Constituent: Total Dissolved Solids Analysis Run 3/29/2024 12:00 PM View: Appendix III - Intrawell

Plant Scherer Data: Scherer Cell 1-CCR

Sanitas™ v.10.0.16b Software licensed to . UG

Within Limit

Prediction Limit

Intrawell Parametric

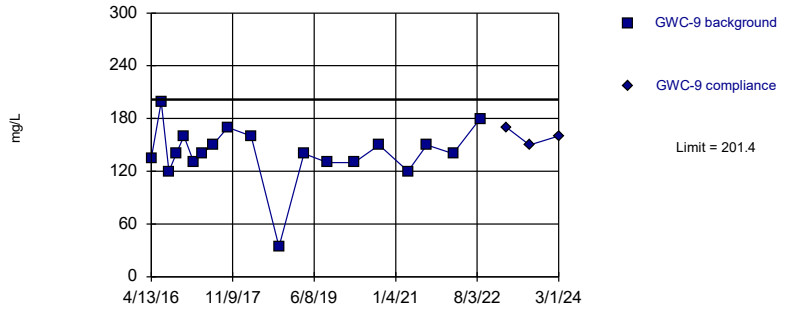

Background Data Summary (based on square transformation): Mean=20889, Std. Dev.=7938, n=19. Normality test: Shapiro Wilk @alpha = 0.05, calculated = 0.9326, critical = 0.901. Kappa = 2.478 (c=7, w=17, 1 of 2, event alpha = 0.05132). Report alpha = 0.0004426.

Constituent: Total Dissolved Solids Analysis Run 3/29/2024 12:00 PM View: Appendix III - Intrawell

Plant Scherer Data: Scherer Cell 1-CCR

Prediction Limit

Constituent: Boron (mg/L) Analysis Run 3/29/2024 12:02 PM View: Appendix III - Intrawell

Plant Scherer Data: Scherer Cell 1-CCR

	GWA-15	GWA-15
4/6/2016	<0.08	
6/15/2016	<0.08	
8/10/2016	<0.08	
10/4/2016	<0.08	
11/30/2016	<0.08	
2/7/2017	<0.08	
4/4/2017	<0.08	
6/20/2017	<0.08	
10/4/2017	<0.08	
3/20/2018	<0.08 (D)	
10/2/2018	<0.08	
3/26/2019	<0.08	
9/10/2019	<0.08	
3/18/2020	<0.08	
9/9/2020	<0.08	
4/1/2021	<0.08	
8/11/2021	<0.08	
2/15/2022	<0.08	
8/25/2022	<0.08	
2/28/2023		<0.08
8/3/2023		0.03 (J)
3/4/2024		<0.08

ND substitution: RL or RL/2 if <15% NDs.

Prediction Limit

Constituent: Boron (mg/L) Analysis Run 3/29/2024 12:02 PM View: Appendix III - Intrawell

Plant Scherer Data: Scherer Cell 1-CCR

	GWA-17	GWA-17
4/6/2016	<0.08	
6/15/2016	0.0028 (J)	
8/10/2016	<0.08	
10/5/2016	<0.08	
11/29/2016	<0.08	
2/7/2017	<0.08	
4/4/2017	<0.08	
6/20/2017	<0.08	
10/5/2017	<0.08	
3/20/2018	<0.08	
10/2/2018	<0.08	
3/26/2019	<0.08	
9/10/2019	<0.08	
3/18/2020	<0.08	
9/9/2020	<0.08	
4/1/2021	<0.08	
8/11/2021	<0.08	
2/15/2022	<0.08	
8/24/2022	<0.08	
2/28/2023		<0.08
8/3/2023		<0.08
2/28/2024		<0.08

ND substitution: RL or RL/2 if <15% NDs.

Prediction Limit

Constituent: Boron (mg/L) Analysis Run 3/29/2024 12:02 PM View: Appendix III - Intrawell

Plant Scherer Data: Scherer Cell 1-CCR

	GWC-1	GWC-1
4/12/2016	<0.08	
6/16/2016	<0.08	
8/11/2016	<0.08	
10/4/2016	<0.08	
11/30/2016	<0.08	
2/7/2017	<0.08	
4/5/2017	<0.08	
6/20/2017	<0.08	
10/4/2017	<0.08	
3/20/2018	<0.08	
10/2/2018	<0.08	
3/26/2019	<0.08	
9/10/2019	<0.08	
3/18/2020	<0.08	
9/9/2020	<0.08	
4/1/2021	0.053 (J)	
8/18/2021	<0.08	
2/15/2022	<0.08	
8/24/2022	<0.08	
2/27/2023		<0.08
8/9/2023		<0.08
3/1/2024		<0.08

ND substitution: RL or RL/2 if <15% NDs.

Prediction Limit

Constituent: Boron (mg/L) Analysis Run 3/29/2024 12:02 PM View: Appendix III - Intrawell

Plant Scherer Data: Scherer Cell 1-CCR

	GWC-10	GWC-10
4/13/2016	<0.08 (D)	
6/21/2016	<0.08	
8/15/2016	<0.08	
10/5/2016	<0.08	
12/1/2016	<0.08	
2/8/2017	<0.08	
4/6/2017	<0.08	
6/21/2017	<0.08	
10/5/2017	<0.08	
3/21/2018	<0.08	
10/2/2018	<0.08	
3/27/2019	<0.08	
9/11/2019	<0.08	
3/18/2020	<0.08	
9/9/2020	<0.08	
4/1/2021	<0.08	
8/17/2021	<0.08	
2/15/2022	<0.08	
8/25/2022	0.11	
12/28/2022	0.098 (R)	
2/21/2023		<0.08
8/9/2023		<0.08
3/1/2024		<0.08

ND substitution: RL or RL/2 if <15% NDs.

Prediction Limit

Constituent: Boron (mg/L) Analysis Run 3/29/2024 12:02 PM View: Appendix III - Intrawell

Plant Scherer Data: Scherer Cell 1-CCR

	GWC-12	GWC-12
4/13/2016	<0.08 (D)	
6/21/2016	<0.08	
8/15/2016	<0.08	
10/5/2016	<0.08	
12/1/2016	<0.08	
2/8/2017	<0.08	
4/5/2017	<0.08	
6/20/2017	<0.08	
10/5/2017	<0.08	
3/21/2018	<0.08 (D)	
10/2/2018	<0.08	
3/26/2019	<0.08	
9/11/2019	<0.08	
3/18/2020	<0.08	
9/10/2020	<0.08	
4/1/2021	<0.08	
8/11/2021	<0.08	
2/16/2022	<0.08	
8/26/2022	<0.08	
2/27/2023		<0.08
8/9/2023		<0.08
2/29/2024		0.024 (J)

ND substitution: RL or RL/2 if <15% NDs.

Prediction Limit

Constituent: Boron (mg/L) Analysis Run 3/29/2024 12:02 PM View: Appendix III - Intrawell

Plant Scherer Data: Scherer Cell 1-CCR

	GWC-13	GWC-13
4/13/2016	<0.08 (D)	
6/21/2016	<0.08	
8/15/2016	<0.08	
10/7/2016	<0.08	
12/1/2016	<0.08	
2/9/2017	<0.08	
4/6/2017	<0.08	
6/22/2017	<0.08	
10/6/2017	<0.08	
3/22/2018	<0.08	
10/3/2018	<0.08	
3/26/2019	<0.08	
9/11/2019	<0.08	
3/18/2020	<0.08	
9/10/2020	<0.08	
4/6/2021	0.056 (J)	
8/11/2021	<0.08	
2/16/2022	<0.08	
8/26/2022	<0.08	
2/27/2023		<0.08
8/9/2023		<0.08
3/1/2024		<0.08

ND substitution: RL or RL/2 if <15% NDs.

Prediction Limit

Constituent: Boron (mg/L) Analysis Run 3/29/2024 12:02 PM View: Appendix III - Intrawell

Plant Scherer Data: Scherer Cell 1-CCR

	GWC-2	GWC-2
4/12/2016	<0.08	
6/16/2016	<0.08	
8/11/2016	<0.08	
10/4/2016	<0.08	
11/30/2016	<0.08	
2/7/2017	<0.08	
4/6/2017	<0.08	
6/20/2017	<0.08	
10/4/2017	<0.08	
3/20/2018	<0.08	
10/2/2018	<0.08	
3/26/2019	<0.08	
9/10/2019	<0.08	
3/18/2020	<0.08	
9/9/2020	<0.08	
4/1/2021	<0.08	
8/12/2021	<0.08	
2/15/2022	<0.08	
8/26/2022	<0.08	
2/27/2023		<0.08
8/9/2023		<0.08
3/1/2024		0.023 (J)

ND substitution: RL or RL/2 if <15% NDs.

Prediction Limit

Constituent: Boron (mg/L) Analysis Run 3/29/2024 12:02 PM View: Appendix III - Intrawell

Plant Scherer Data: Scherer Cell 1-CCR

	GWC-20	GWC-20
4/12/2016	<0.08	
6/16/2016	<0.08	
8/11/2016	<0.08	
10/5/2016	<0.08	
11/30/2016	<0.08	
2/8/2017	<0.08	
4/6/2017	<0.08	
6/21/2017	<0.08	
10/5/2017	<0.08	
3/21/2018	<0.08	
10/3/2018	<0.08	
3/26/2019	<0.08	
9/12/2019	<0.08	
3/19/2020	<0.08	
9/10/2020	<0.08	
4/5/2021	<0.08	
8/11/2021	<0.08	
2/16/2022	<0.08	
8/25/2022	0.12	
12/28/2022	<0.08 (R)	
2/28/2023		<0.08
8/8/2023		<0.08
3/1/2024		0.025 (J)

ND substitution: RL or RL/2 if <15% NDs.

Prediction Limit

Constituent: Boron (mg/L) Analysis Run 3/29/2024 12:02 PM View: Appendix III - Intrawell

Plant Scherer Data: Scherer Cell 1-CCR

	GWC-3	GWC-3
4/12/2016	<0.08 (D)	
6/20/2016	<0.08	
8/12/2016	<0.08	
10/5/2016	<0.08	
11/30/2016	<0.08	
2/8/2017	<0.08	
4/6/2017	<0.08	
6/21/2017	<0.08	
10/5/2017	<0.08	
3/21/2018	<0.08	
10/3/2018	<0.08	
3/26/2019	<0.08	
9/10/2019	<0.08	
3/18/2020	<0.08	
9/10/2020	<0.08	
4/6/2021	0.078 (J)	
8/12/2021	<0.08	
2/15/2022	<0.08	
8/25/2022	<0.08	
2/28/2023		<0.08
8/9/2023		<0.08
3/4/2024		<0.08

ND substitution: RL or RL/2 if <15% NDs.

Prediction Limit

Constituent: Boron (mg/L) Analysis Run 3/29/2024 12:02 PM View: Appendix III - Intrawell

Plant Scherer Data: Scherer Cell 1-CCR

	GWC-5	GWC-5
4/19/2016	<0.1	
6/22/2016	0.238	
8/16/2016	0.39	
10/6/2016	0.34	
12/1/2016	0.37	
2/9/2017	0.38	
4/6/2017	0.4	
6/21/2017	0.39	
10/5/2017	0.47	
3/22/2018	0.48	
10/3/2018	0.47	
3/27/2019	0.33	
9/11/2019	0.31	
3/18/2020	0.26	
9/9/2020	0.24	
4/1/2021	0.23	
8/12/2021	0.19	
2/15/2022	0.19	
8/25/2022	0.19	
2/28/2023		0.19
8/8/2023		0.15
2/29/2024		0.17

Prediction Limit

Constituent: Boron (mg/L) Analysis Run 3/29/2024 12:02 PM View: Appendix III - Intrawell

Plant Scherer Data: Scherer Cell 1-CCR

	GWC-6	GWC-6
4/12/2016	<0.08	
6/20/2016	<0.08	
8/12/2016	<0.08	
10/6/2016	<0.08	
11/30/2016	<0.08	
2/9/2017	<0.08	
4/6/2017	<0.08	
6/21/2017	<0.08	
10/6/2017	<0.08	
3/21/2018	<0.08	
10/3/2018	<0.08	
3/26/2019	<0.08	
9/11/2019	<0.08	
3/18/2020	<0.08	
9/10/2020	<0.08	
4/5/2021	0.042 (J)	
8/11/2021	0.057 (J)	
2/15/2022	<0.08	
8/25/2022	<0.08	
2/27/2023		<0.08
8/8/2023		<0.08
2/29/2024		<0.08

ND substitution: RL or RL/2 if <15% NDs.

Prediction Limit

Constituent: Boron (mg/L) Analysis Run 3/29/2024 12:02 PM View: Appendix III - Intrawell

Plant Scherer Data: Scherer Cell 1-CCR

	GWC-7	GWC-7
4/13/2016	<0.08 (D)	
6/20/2016	<0.08	
8/15/2016	<0.08	
10/6/2016	<0.08	
12/1/2016	<0.08	
2/9/2017	<0.08	
4/7/2017	<0.08	
6/22/2017	<0.08	
10/6/2017	<0.08	
3/22/2018	<0.08	
10/4/2018	<0.08	
3/27/2019	<0.08	
9/11/2019	<0.08	
3/19/2020	<0.08	
9/10/2020	<0.08	
4/1/2021	<0.08	
8/11/2021	0.056 (J)	
2/15/2022	<0.08	
8/25/2022	<0.08	
2/27/2023		<0.08
8/8/2023		<0.08
2/29/2024		<0.08

ND substitution: RL or RL/2 if <15% NDs.

Prediction Limit

Constituent: Boron (mg/L) Analysis Run 3/29/2024 12:02 PM View: Appendix III - Intrawell

Plant Scherer Data: Scherer Cell 1-CCR

	GWC-8A	GWC-8A
4/19/2016	0.145	
10/10/2016	0.12	
12/1/2016	0.12	
2/9/2017	0.13	
4/7/2017	0.21	
6/21/2017	0.23	
8/15/2017	0.27	
9/1/2017	0.24	
3/22/2018	0.25	
10/4/2018	0.21	
3/27/2019	0.16	
9/11/2019	0.21	
3/18/2020	0.16	
9/9/2020	0.13	
4/5/2021	0.18	
8/12/2021	0.23	
2/15/2022	0.13	
8/25/2022	0.18	
2/27/2023		0.14
8/8/2023		0.14
2/29/2024		0.15

Prediction Limit

Constituent: Boron (mg/L) Analysis Run 3/29/2024 12:02 PM View: Appendix III - Intrawell

Plant Scherer Data: Scherer Cell 1-CCR

	GWC-9	GWC-9
4/13/2016	0.0774 (JD)	
6/22/2016	0.0663 (J)	
8/15/2016	0.093	
10/6/2016	0.096	
12/1/2016	0.12	
2/8/2017	0.094	
4/6/2017	0.11	
6/21/2017	0.1	
10/5/2017	0.083	
3/21/2018	0.089	
10/2/2018	0.083	
3/27/2019	0.067	
9/11/2019	0.083	
3/18/2020	0.058 (J)	
9/9/2020	0.088	
4/1/2021	0.059 (J)	
8/12/2021	0.1	
2/15/2022	0.07 (J)	
8/25/2022	0.13	
2/27/2023		0.082
8/8/2023		0.087
3/1/2024		0.085

Prediction Limit

Constituent: Calcium (mg/L) Analysis Run 3/29/2024 12:02 PM View: Appendix III - Intrawell

Plant Scherer Data: Scherer Cell 1-CCR

	GWA-15	GWA-15
4/6/2016	3.62	
6/15/2016	4.5	
8/10/2016	3.8	
10/4/2016	5.3	
11/30/2016	4.7	
2/7/2017	3.8	
4/4/2017	3.8	
6/20/2017	4.1	
10/4/2017	4.6	
3/20/2018	4.2 (D)	
10/2/2018	4.2	
3/26/2019	4	
9/10/2019	4.8	
3/18/2020	3.8	
9/9/2020	4	
4/1/2021	4	
8/11/2021	4.1	
2/15/2022	3.6	
8/25/2022	4.9	
2/28/2023		4.1
8/3/2023		4.7
3/4/2024		3.8

Prediction Limit

Constituent: Calcium (mg/L) Analysis Run 3/29/2024 12:02 PM View: Appendix III - Intrawell

Plant Scherer Data: Scherer Cell 1-CCR

	GWA-16	GWA-16
4/6/2016	12.1	
6/15/2016	11.8	
8/10/2016	10	
10/4/2016	14	
11/29/2016	10	
2/7/2017	12	
4/4/2017	11	
6/20/2017	11	
10/5/2017	13	
3/20/2018	12	
10/2/2018	11	
3/26/2019	11	
9/10/2019	12	
3/18/2020	12	
9/9/2020	11	
4/1/2021	12	
8/11/2021	11	
2/15/2022	10	
8/25/2022	13	
2/28/2023		13
8/3/2023		13
2/28/2024		15

Prediction Limit

Constituent: Calcium (mg/L) Analysis Run 3/29/2024 12:02 PM View: Appendix III - Intrawell

Plant Scherer Data: Scherer Cell 1-CCR

	GWA-17	GWA-17
4/6/2016	6.58	
6/15/2016	6.9	
8/10/2016	5.5	
10/5/2016	6.8	
11/29/2016	4.8	
2/7/2017	7.8	
4/4/2017	6.4	
6/20/2017	7	
10/5/2017	6.6	
3/20/2018	6.6	
10/2/2018	5.8	
3/26/2019	6.7	
9/10/2019	7.5	
3/18/2020	7.3	
9/9/2020	7.3	
4/1/2021	7.8	
8/11/2021	7.3	
2/15/2022	7.1	
8/24/2022	8.9	
2/28/2023		8.7
8/3/2023		8.3
2/28/2024		9

Prediction Limit

Constituent: Calcium (mg/L) Analysis Run 3/29/2024 12:02 PM View: Appendix III - Intrawell

Plant Scherer Data: Scherer Cell 1-CCR

	GWC-1	GWC-1
4/12/2016	17.1	
6/16/2016	19.8	
8/11/2016	15	
10/4/2016	17	
11/30/2016	16	
2/7/2017	17	
4/5/2017	16	
6/20/2017	17	
10/4/2017	19	
3/20/2018	18	
10/2/2018	16	
3/26/2019	16	
9/10/2019	17	
3/18/2020	19	
9/9/2020	17	
4/1/2021	18	
8/18/2021	18	
2/15/2022	16	
8/24/2022	17	
2/27/2023		19
8/9/2023		18
3/1/2024		18

Prediction Limit

Constituent: Calcium (mg/L) Analysis Run 3/29/2024 12:02 PM View: Appendix III - Intrawell

Plant Scherer Data: Scherer Cell 1-CCR

	GWC-10	GWC-10
4/13/2016	15.6 (D)	
6/21/2016	14.4	
8/15/2016	14	
10/5/2016	17	
12/1/2016	15	
2/8/2017	17	
4/6/2017	16	
6/21/2017	16 (D)	
10/5/2017	19	
3/21/2018	17	
10/2/2018	17	
3/27/2019	16	
9/11/2019	18	
3/18/2020	20	
9/9/2020	20	
4/1/2021	19	
8/17/2021	18	
2/15/2022	17	
8/25/2022	20	
2/21/2023		20
8/9/2023		18
3/1/2024		20

Prediction Limit

Constituent: Calcium (mg/L) Analysis Run 3/29/2024 12:02 PM View: Appendix III - Intrawell

Plant Scherer Data: Scherer Cell 1-CCR

	GWC-11	GWC-11
4/13/2016	12.8 (D)	
6/21/2016	11.6	
8/15/2016	11	
10/5/2016	14	
12/1/2016	12	
2/8/2017	13	
4/6/2017	12	
6/20/2017	13	
10/5/2017	14	
3/21/2018	13	
10/2/2018	12	
3/27/2019	12	
9/11/2019	13	
3/18/2020	14	
9/10/2020	13	
4/1/2021	13	
8/11/2021	13	
2/16/2022	12	
8/25/2022	14	
2/27/2023		14
8/9/2023		14
2/29/2024		14

Prediction Limit

Constituent: Calcium (mg/L) Analysis Run 3/29/2024 12:02 PM View: Appendix III - Intrawell

Plant Scherer Data: Scherer Cell 1-CCR

	GWC-12	GWC-12
4/13/2016	1.18 (D)	
6/21/2016	1.12	
8/15/2016	0.95	
10/5/2016	1	
12/1/2016	0.92	
2/8/2017	1.2	
4/5/2017	1.1	
6/20/2017	0.96	
10/5/2017	1.1	
3/21/2018	1.3 (D)	
10/2/2018	0.86	
3/26/2019	1.1	
9/11/2019	0.94	
3/18/2020	1.6	
9/10/2020	1.1	
4/1/2021	1.2	
8/11/2021	1	
2/16/2022	1.1	
8/26/2022	0.99	
2/27/2023		1.2
8/9/2023		1.1
2/29/2024		1.4

Prediction Limit

Constituent: Calcium (mg/L) Analysis Run 3/29/2024 12:02 PM View: Appendix III - Intrawell

Plant Scherer Data: Scherer Cell 1-CCR

	GWC-13	GWC-13
4/13/2016	5.71 (D)	
6/21/2016	5.54	
8/15/2016	5.8	
10/7/2016	6.1	
12/1/2016	5.8	
2/9/2017	6.3	
4/6/2017	5.8	
6/22/2017	6.4 (D)	
10/6/2017	7.4	
3/22/2018	6.8	
10/3/2018	6.4	
3/26/2019	6.3	
9/11/2019	7	
3/18/2020	9.3	
9/10/2020	6.7	
4/6/2021	7.4	
8/11/2021	6.7	
2/16/2022	6.7	
8/26/2022	7.5	
2/27/2023		8.1
8/9/2023		7.7
3/1/2024		7.6

Prediction Limit

Constituent: Calcium (mg/L) Analysis Run 3/29/2024 12:02 PM View: Appendix III - Intrawell

Plant Scherer Data: Scherer Cell 1-CCR

	GWC-14	GWC-14
4/13/2016	6.55 (D)	
6/21/2016	6.04	
8/15/2016	5.9	
10/4/2016	6.6	
12/1/2016	5.4	
2/7/2017	6.1	
4/6/2017	6.1	
6/20/2017	6.6	
10/5/2017	7.2	
3/20/2018	6.6	
10/2/2018	6.5	
3/26/2019	6.4	
9/11/2019	7.3	
3/18/2020	6.9	
9/9/2020	6.5	
4/1/2021	6.2	
8/11/2021	6.9	
2/16/2022	6.3	
8/26/2022	7	
2/27/2023		7.3
8/9/2023		7.2
3/1/2024		7.6

Prediction Limit

Constituent: Calcium (mg/L) Analysis Run 3/29/2024 12:02 PM View: Appendix III - Intrawell

Plant Scherer Data: Scherer Cell 1-CCR

	GWC-18	GWC-18
4/11/2016	10.5	
6/16/2016	11.6	
8/11/2016	10	
10/5/2016	11	
11/29/2016	9.6	
2/8/2017	10	
4/6/2017	9.7	
6/21/2017	9.7 (D)	
10/5/2017	11	
3/20/2018	11	
10/2/2018	9.6	
3/26/2019	9.6	
9/11/2019	10	
3/18/2020	11	
9/9/2020	10	
4/1/2021	11	
8/11/2021	10	
2/16/2022	9.7	
8/25/2022	11	
2/28/2023		11
8/9/2023		11
2/29/2024		11

Prediction Limit

Constituent: Calcium (mg/L) Analysis Run 3/29/2024 12:02 PM View: Appendix III - Intrawell

Plant Scherer Data: Scherer Cell 1-CCR

	GWC-19	GWC-19
4/11/2016	10.4	
6/16/2016	12.2	
8/11/2016	9.5	
10/5/2016	11	
11/29/2016	9.8	
2/8/2017	10	
4/5/2017	10	
6/21/2017	10 (D)	
10/5/2017	12	
3/20/2018	12	
10/2/2018	11	
3/26/2019	11	
9/12/2019	14	
3/19/2020	14	
9/9/2020	15	
4/5/2021		15
10/7/2021		17
2/16/2022		15
8/25/2022		18
12/28/2022		19 (R)
2/28/2023		18
8/8/2023		18
2/29/2024		19

Prediction Limit

Constituent: Calcium (mg/L) Analysis Run 3/29/2024 12:02 PM View: Appendix III - Intrawell

Plant Scherer Data: Scherer Cell 1-CCR

	GWC-2	GWC-2
4/12/2016	17	
6/16/2016	19.7	
8/11/2016	15	
10/4/2016	18	
11/30/2016	16	
2/7/2017	18	
4/6/2017	16	
6/20/2017	17	
10/4/2017	19	
3/20/2018	18	
10/2/2018	16	
3/26/2019	17	
9/10/2019	18	
3/18/2020	18	
9/9/2020	17	
4/1/2021	17	
8/12/2021	17	
2/15/2022	16	
8/26/2022	18	
2/27/2023		19
8/9/2023		18
3/1/2024		18

Prediction Limit

Constituent: Calcium (mg/L) Analysis Run 3/29/2024 12:02 PM View: Appendix III - Intrawell

Plant Scherer Data: Scherer Cell 1-CCR

	GWC-20	GWC-20
4/12/2016	13.5	
6/16/2016	15	
8/11/2016	12	
10/5/2016	14	
11/30/2016	12	
2/8/2017	14	
4/6/2017	13	
6/21/2017	13 (D)	
10/5/2017	15	
3/21/2018	14	
10/3/2018	13	
3/26/2019	12	
9/12/2019	14	
3/19/2020	14	
9/10/2020	13	
4/5/2021	14	
8/11/2021	14	
2/16/2022	13	
8/25/2022	15	
2/28/2023		16
8/8/2023		16
3/1/2024		17

Prediction Limit

Constituent: Calcium (mg/L) Analysis Run 3/29/2024 12:02 PM View: Appendix III - Intrawell

Plant Scherer Data: Scherer Cell 1-CCR

	GWC-3	GWC-3
4/12/2016	8.52 (D)	
6/20/2016	7.7	
8/12/2016	7.3	
10/5/2016	8.4	
11/30/2016	8	
2/8/2017	9.3	
4/6/2017	8.1	
6/21/2017	9.2 (D)	
10/5/2017	10	
3/21/2018	9.3	
10/3/2018	7.5	
3/26/2019	7.3	
9/10/2019	6.6	
3/18/2020	5.9	
9/10/2020	6.3	
4/6/2021	7.4	
8/12/2021	6.6	
2/15/2022	6	
8/25/2022	5.5	
2/28/2023		5.9
8/9/2023		6.7
3/4/2024		8.9

Prediction Limit

Constituent: Calcium (mg/L) Analysis Run 3/29/2024 12:02 PM View: Appendix III - Intrawell

Plant Scherer Data: Scherer Cell 1-CCR

	GWC-4	GWC-4
4/12/2016	11	
6/20/2016	10.1	
8/12/2016	9.9	
10/6/2016	12	
11/30/2016	11	
2/8/2017	13	
4/6/2017	12	
6/22/2017	13 (D)	
10/6/2017	15	
3/21/2018	15	
10/3/2018	13	
3/26/2019	13	
9/10/2019	12	
3/19/2020	14	
9/10/2020	13	
4/2/2021	15	
8/12/2021	13	
2/15/2022	15	
8/25/2022	17	
12/28/2022		20 (R)
2/27/2023		26
8/8/2023		25
2/29/2024		31

Prediction Limit

Constituent: Calcium (mg/L) Analysis Run 3/29/2024 12:02 PM View: Appendix III - Intrawell

Plant Scherer Data: Scherer Cell 1-CCR

	GWC-5	GWC-5
4/19/2016	198	
6/22/2016	132	
8/16/2016	94	
10/6/2016	100	
12/1/2016	100	
2/9/2017	120	
4/6/2017	140	
6/21/2017	160 (D)	
10/5/2017	130	
3/22/2018	130	
10/3/2018	88	
3/27/2019	75	
9/11/2019	46	
3/18/2020	61	
9/9/2020	35	
4/1/2021	40	
8/12/2021	46	
2/15/2022	36	
8/25/2022	37	
2/28/2023		34
8/8/2023		30
2/29/2024		30

Prediction Limit

Constituent: Calcium (mg/L) Analysis Run 3/29/2024 12:02 PM View: Appendix III - Intrawell

Plant Scherer Data: Scherer Cell 1-CCR

	GWC-6	GWC-6
4/12/2016	17.8	
6/20/2016	19.5	
8/12/2016	17	
10/6/2016	19	
11/30/2016	19	
2/9/2017	18	
4/6/2017	18	
6/21/2017	19 (D)	
10/6/2017	19	
3/21/2018	19	
10/3/2018	16	
3/26/2019	16	
9/11/2019	19	
3/18/2020	15	
9/10/2020	16	
4/5/2021	16	
8/11/2021	16	
2/15/2022	15	
8/25/2022	19	
2/27/2023		17
8/8/2023		15
2/29/2024		20

Prediction Limit

Constituent: Calcium (mg/L) Analysis Run 3/29/2024 12:02 PM View: Appendix III - Intrawell

Plant Scherer Data: Scherer Cell 1-CCR

	GWC-7	GWC-7
4/13/2016	14 (D)	
6/20/2016	13.8	
8/15/2016	13	
10/6/2016	14	
12/1/2016	13	
2/9/2017	14	
4/7/2017	14	
6/22/2017	14 (D)	
10/6/2017	16	
3/22/2018	15	
10/4/2018	13	
3/27/2019	14	
9/11/2019	14	
3/19/2020	15	
9/10/2020	15	
4/1/2021	15	
8/11/2021	14	
2/15/2022	13	
8/25/2022	16	
2/27/2023		16
8/8/2023		15
2/29/2024		17

Prediction Limit

Constituent: Calcium (mg/L) Analysis Run 3/29/2024 12:02 PM View: Appendix III - Intrawell

Plant Scherer Data: Scherer Cell 1-CCR

	GWC-8A	GWC-8A
4/19/2016	20	
10/10/2016	19	
12/1/2016	18	
2/9/2017	20	
4/7/2017	27	
6/21/2017	27 (D)	
8/15/2017	29	
9/1/2017	32	
3/22/2018	30	
10/4/2018	37	
3/27/2019		47
9/11/2019		37
3/18/2020		53
9/9/2020		64
4/5/2021		52
8/12/2021		37
2/15/2022		49
8/25/2022		39
2/27/2023		64
8/8/2023		53
2/29/2024		49

Prediction Limit

Constituent: Calcium (mg/L) Analysis Run 3/29/2024 12:02 PM View: Appendix III - Intrawell

Plant Scherer Data: Scherer Cell 1-CCR

	GWC-9	GWC-9
4/13/2016	18 (D)	
6/22/2016	16.7	
8/15/2016	16	
10/6/2016	17	
12/1/2016	17	
2/8/2017	18	
4/6/2017	17	
6/21/2017	17 (D)	
10/5/2017	19	
3/21/2018	19	
10/2/2018	16	
3/27/2019	16	
9/11/2019	17	
3/18/2020	16	
9/9/2020	16	
4/1/2021	16	
8/12/2021	18	
2/15/2022	16	
8/25/2022	21	
12/28/2022	18 (R)	
2/27/2023		20
8/8/2023		18
3/1/2024		20

Prediction Limit

Constituent: Chloride (mg/L) Analysis Run 3/29/2024 12:02 PM View: Appendix III - Intrawell

Plant Scherer Data: Scherer Cell 1-CCR

	GWA-15	GWA-15
4/6/2016	5.342	
6/15/2016	5.2	
8/10/2016	5.5	
10/4/2016	5.4	
11/30/2016	5.4	
2/7/2017	5.1	
4/4/2017	5.1	
6/20/2017	5.2	
10/4/2017	5.2	
3/20/2018	5.6 (D)	
10/2/2018	6.3	
3/26/2019	5.5	
9/10/2019	5.2	
3/18/2020	5.4	
9/9/2020	6.1	
4/1/2021	7	
8/11/2021	7.2	
2/15/2022	6.5	
8/25/2022	6.9	
2/28/2023		6.3
8/3/2023		6.3
3/4/2024		5.6

Prediction Limit

Constituent: Chloride (mg/L) Analysis Run 3/29/2024 12:02 PM View: Appendix III - Intrawell

Plant Scherer Data: Scherer Cell 1-CCR

	GWA-16	GWA-16
4/6/2016	1.789	
6/15/2016	2.1	
8/10/2016	1.8	
10/4/2016	1.7	
11/29/2016	1.7	
2/7/2017	1.6	
4/4/2017	1.6	
6/20/2017	1.6	
10/5/2017	1.5	
3/20/2018	1.5	
10/2/2018	1.6	
3/26/2019	1.5	
9/10/2019	1.4	
3/18/2020	1.7	
9/9/2020	1.6	
4/1/2021	1.8	
8/11/2021	1.8	
2/15/2022	1.6	
8/25/2022	1.6	
2/28/2023		1.7
8/3/2023		1.6
2/28/2024		1.6

Prediction Limit

Constituent: Chloride (mg/L) Analysis Run 3/29/2024 12:02 PM View: Appendix III - Intrawell

Plant Scherer Data: Scherer Cell 1-CCR

	GWA-17	GWA-17
4/6/2016	1.69	
6/15/2016	1.9	
8/10/2016	1.7	
10/5/2016	1.6	
11/29/2016	1.7	
2/7/2017	1.6	
4/4/2017	1.5	
6/20/2017	1.5	
10/5/2017	1.5	
3/20/2018	1.4	
10/2/2018	1.5	
3/26/2019	1.3	
9/10/2019	1.3	
3/18/2020	2	
9/9/2020	1.3	
4/1/2021	1.5	
8/11/2021	1.4	
2/15/2022	1.4	
8/24/2022	1.4	
2/28/2023		1.4
8/3/2023		1.3
2/28/2024		1.4

Prediction Limit

Constituent: Chloride (mg/L) Analysis Run 3/29/2024 12:02 PM View: Appendix III - Intrawell

Plant Scherer Data: Scherer Cell 1-CCR

	GWC-1	GWC-1
4/12/2016	4.32	
6/16/2016	3.8	
8/11/2016	4	
10/4/2016	3.6	
11/30/2016	3.8	
2/7/2017	4.3	
4/5/2017	4.1	
6/20/2017	3.9	
10/4/2017	3.6	
3/20/2018	3.9	
10/2/2018	3.7	
3/26/2019	3.6	
9/10/2019	2.9	
3/18/2020	4.2	
9/9/2020	3.9	
4/1/2021	4.2	
8/18/2021	4	
2/15/2022	4	
8/24/2022	3.6	
2/27/2023		3.8
8/9/2023		3.5
3/1/2024		4.2

Prediction Limit

Constituent: Chloride (mg/L) Analysis Run 3/29/2024 12:02 PM View: Appendix III - Intrawell

Plant Scherer Data: Scherer Cell 1-CCR

	GWC-10	GWC-10
4/13/2016	2.04 (D)	
6/21/2016	2.2	
8/15/2016	2.2	
10/5/2016	2.1	
12/1/2016	2.1	
2/8/2017	2.3	
4/6/2017	2.2	
6/21/2017	2.3	
10/5/2017	2.3	
3/21/2018	2.3	
10/2/2018	2.6	
3/27/2019	2.4	
9/11/2019	2.9	
3/18/2020	4.1	
9/9/2020	4.3	
4/1/2021	4.4	
8/17/2021	3.1	
2/15/2022	4.6	
8/25/2022	5	
2/21/2023		4.3
8/9/2023		3.7
3/1/2024		5

Prediction Limit

Constituent: Chloride (mg/L) Analysis Run 3/29/2024 12:02 PM View: Appendix III - Intrawell

Plant Scherer Data: Scherer Cell 1-CCR

	GWC-11	GWC-11
4/13/2016	1.78 (D)	
6/21/2016	2	
8/15/2016	1.9	
10/5/2016	1.8	
12/1/2016	1.8	
2/8/2017	1.8	
4/6/2017	1.7	
6/20/2017	1.7	
10/5/2017	1.7	
3/21/2018	1.6	
10/2/2018	1.7	
3/27/2019	1.5	
9/11/2019	1.8	
3/18/2020	1.9	
9/10/2020	1.9	
4/1/2021	1.9	
8/11/2021	1.8	
2/16/2022	1.7	
8/25/2022	1.8	
2/27/2023		1.8
8/9/2023		1.7
2/29/2024		2.2

Prediction Limit

Constituent: Chloride (mg/L) Analysis Run 3/29/2024 12:02 PM View: Appendix III - Intrawell

Plant Scherer Data: Scherer Cell 1-CCR

	GWC-12	GWC-12
4/13/2016	1.8 (D)	
6/21/2016	2	
8/15/2016	1.8	
10/5/2016	1.7	
12/1/2016	1.7	
2/8/2017	1.7	
4/5/2017	1.7	
6/20/2017	1.6	
10/5/2017	1.6	
3/21/2018	1.6 (D)	
10/2/2018	1.6	
3/26/2019	1.7	
9/11/2019	1.9	
3/18/2020	2.1	
9/10/2020	1.8	
4/1/2021	2	
8/11/2021	1.8	
2/16/2022	1.9	
8/26/2022	1.7	
2/27/2023		1.9
8/9/2023		1.8
2/29/2024		2.3

Prediction Limit

Constituent: Chloride (mg/L) Analysis Run 3/29/2024 12:02 PM View: Appendix III - Intrawell

Plant Scherer Data: Scherer Cell 1-CCR

	GWC-13	GWC-13
4/13/2016	1.82 (D)	
6/21/2016	1.9	
8/15/2016	1.6	
10/7/2016	1.5	
12/1/2016	1.4	
2/9/2017	1.5	
4/6/2017	1.4	
6/22/2017	1.5	
10/6/2017	1.3	
3/22/2018	1.4	
10/3/2018	1.5	
3/26/2019	1.6	
9/11/2019	1.5	
3/18/2020	1.6	
9/10/2020	1.7	
4/6/2021	1.8	
8/11/2021	1.6	
2/16/2022	1.5	
8/26/2022	1.5	
2/27/2023		1.5
8/9/2023		1.4
3/1/2024		1.8

Prediction Limit

Constituent: Chloride (mg/L) Analysis Run 3/29/2024 12:02 PM View: Appendix III - Intrawell

Plant Scherer Data: Scherer Cell 1-CCR

	GWC-14	GWC-14
4/13/2016	2.71 (D)	
6/21/2016	3	
8/15/2016	3.1	
10/4/2016	3	
12/1/2016	3.1	
2/7/2017	2.9	
4/6/2017	2.7	
6/20/2017	2.9	
10/5/2017	2.8	
3/20/2018	2.7	
10/2/2018	3	
3/26/2019	2.5	
9/11/2019	3.1	
3/18/2020	3	
9/9/2020	2.9	
4/1/2021	3.8	
8/11/2021	3.7	
2/16/2022	3.2	
8/26/2022	3.3	
2/27/2023		3.5
8/9/2023		3.5
3/1/2024		4.7

Prediction Limit

Constituent: Chloride (mg/L) Analysis Run 3/29/2024 12:02 PM View: Appendix III - Intrawell

Plant Scherer Data: Scherer Cell 1-CCR

	GWC-18	GWC-18
4/11/2016	2.53	
6/16/2016	2.5	
8/11/2016	2.6	
10/5/2016	2.5	
11/29/2016	2.4	
2/8/2017	2.5	
4/6/2017	2.4	
6/21/2017	2.4	
10/5/2017	2.3	
3/20/2018	2.3	
10/2/2018	2.5	
3/26/2019	2.7	
9/11/2019	2.6	
3/18/2020	2.7	
9/9/2020	2.8	
4/1/2021	2.8	
8/11/2021	2.9	
2/16/2022	2.7	
8/25/2022	2.8	
2/28/2023		2.8
8/9/2023		2.6
2/29/2024		3.2

Prediction Limit

Constituent: Chloride (mg/L) Analysis Run 3/29/2024 12:02 PM View: Appendix III - Intrawell

Plant Scherer Data: Scherer Cell 1-CCR

	GWC-19	GWC-19
4/11/2016	1.84	
6/16/2016	1.9	
8/11/2016	1.9	
10/5/2016	1.7	
11/29/2016	1.7	
2/8/2017	1.7	
4/5/2017	1.7	
6/21/2017	1.7	
10/5/2017	1.6	
3/20/2018	1.6	
10/2/2018	1.7	
3/26/2019	1.8	
9/12/2019	1.5	
3/19/2020	2.2	
9/9/2020	2.4	
6/1/2021	2.6	
8/11/2021	2.8	
2/16/2022	2.4	
8/25/2022	2.4	
2/28/2023		2.6
8/8/2023		2.6
2/29/2024		3.1

Prediction Limit

Constituent: Chloride (mg/L) Analysis Run 3/29/2024 12:02 PM View: Appendix III - Intrawell

Plant Scherer Data: Scherer Cell 1-CCR

	GWC-2	GWC-2
4/12/2016	2.34	
6/16/2016	2.4	
8/11/2016	2.4	
10/4/2016	2.2	
11/30/2016	2.2	
2/7/2017	2.1	
4/6/2017	2.1	
6/20/2017	2.1	
10/4/2017	2	
3/20/2018	2	
10/2/2018	2	
3/26/2019	1.9	
9/10/2019	1.7	
3/18/2020	2.4	
9/9/2020	2	
4/1/2021	2.5	
8/12/2021	2.5	
2/15/2022	2.2	
8/26/2022	2.1	
2/27/2023		2.2
8/9/2023		2.1
3/1/2024		2.5

Prediction Limit

Constituent: Chloride (mg/L) Analysis Run 3/29/2024 12:02 PM View: Appendix III - Intrawell

Plant Scherer Data: Scherer Cell 1-CCR

	GWC-20	GWC-20
4/12/2016	2.03	
6/16/2016	2.2	
8/11/2016	2.1	
10/5/2016	1.9	
11/30/2016	2	
2/8/2017	2	
4/6/2017	<1	
6/21/2017	1.9	
10/5/2017	1.9	
3/21/2018	1.8	
10/3/2018	2	
3/26/2019	1.9	
9/12/2019	1.6	
3/19/2020	2.2	
9/10/2020	2.1	
6/1/2021	2.1	
8/11/2021	2.1	
2/16/2022	2	
8/25/2022	2.1	
2/28/2023		2.2
8/8/2023		2.2
3/1/2024		2.5

ND substitution: RL or RL/2 if <15% NDs.

Prediction Limit

Constituent: Chloride (mg/L) Analysis Run 3/29/2024 12:02 PM View: Appendix III - Intrawell

Plant Scherer Data: Scherer Cell 1-CCR

	GWC-3	GWC-3
4/12/2016	3.04 (D)	
6/20/2016	3.1	
8/16/2016	3.2	
10/5/2016	3.2	
11/30/2016	3.3	
2/8/2017	3.5	
4/6/2017	3.4	
6/21/2017	3.5	
10/5/2017	3.5	
3/21/2018	3.4	
10/3/2018	3.5	
3/26/2019	3	
9/10/2019	2.5	
3/18/2020	2.8	
9/10/2020	2.7	
4/6/2021	2.9	
8/12/2021	3.3	
2/15/2022	2.7	
8/25/2022	3.2	
2/28/2023		3.1
8/9/2023		3.2
3/4/2024		3

Prediction Limit

Constituent: Chloride (mg/L) Analysis Run 3/29/2024 12:02 PM View: Appendix III - Intrawell

Plant Scherer Data: Scherer Cell 1-CCR

	GWC-4	GWC-4
4/12/2016	4.57	
6/20/2016	3.1	
8/16/2016	3.2	
10/6/2016	3.4	
11/30/2016	4.1	
2/8/2017	7.2	
4/6/2017	7.4	
6/22/2017	7.8	
10/6/2017	9.1	
3/21/2018	13	
10/3/2018	13	
3/26/2019	9.2	
9/10/2019	5.1	
3/19/2020	8.7	
9/10/2020	9.7	
4/2/2021	11	
8/12/2021	12	
2/15/2022	11	
8/25/2022	11	
2/27/2023		16
5/2/2023		24
8/8/2023		16
2/29/2024		21

Prediction Limit

Constituent: Chloride (mg/L) Analysis Run 3/29/2024 12:02 PM View: Appendix III - Intrawell

Plant Scherer Data: Scherer Cell 1-CCR

	GWC-5	GWC-5
4/19/2016	124 (o)	
6/22/2016	81	
8/16/2016	71	
10/6/2016	68	
12/1/2016	74	
2/9/2017	76	
4/6/2017	92	
6/21/2017	100	
10/5/2017	67	
3/22/2018	74	
10/3/2018	46	
3/27/2019	42	
9/11/2019	19	
3/18/2020	30	
9/9/2020	8.7	
4/1/2021	18	
8/12/2021	22	
2/15/2022	16	
8/25/2022	12	
2/28/2023		11
8/8/2023		8.2
2/29/2024		8.2

Prediction Limit

Constituent: Chloride (mg/L) Analysis Run 3/29/2024 12:02 PM View: Appendix III - Intrawell

Plant Scherer Data: Scherer Cell 1-CCR

	GWC-6	GWC-6
6/20/2016	6.8	
8/16/2016	7.6	
10/6/2016	7.3	
11/30/2016	7.1	
2/9/2017	5.8	
4/6/2017	5.7	
6/21/2017	6.1	
10/6/2017	5.1	
3/21/2018	5.4	
10/3/2018	5.7	
3/26/2019	4.2	
9/11/2019	7.2	
3/18/2020	4	
9/10/2020	6.3	
6/2/2021	6.3	
8/11/2021	6.5	
2/15/2022	6.1	
8/25/2022	6.2	
2/27/2023		5.2
8/8/2023		5.5
2/29/2024		7

Prediction Limit

Constituent: Chloride (mg/L) Analysis Run 3/29/2024 12:02 PM View: Appendix III - Intrawell

Plant Scherer Data: Scherer Cell 1-CCR

	GWC-7	GWC-7
4/13/2016	1.68 (D)	
6/20/2016	2	
8/15/2016	1.8	
10/6/2016	1.7	
12/1/2016	1.7	
2/9/2017	1.7	
4/7/2017	1.7	
6/22/2017	1.6	
10/6/2017	1.6	
3/22/2018	1.6	
10/4/2018	1.7	
3/27/2019	1.7	
9/11/2019	2.1	
3/19/2020	2.1	
9/10/2020	2.5	
4/1/2021	2.9	
8/11/2021	3	
2/15/2022	2.7	
8/25/2022	3	
2/27/2023		3.5
8/8/2023		3.8
2/29/2024		4.8

Prediction Limit

Constituent: Chloride (mg/L) Analysis Run 3/29/2024 12:02 PM View: Appendix III - Intrawell

Plant Scherer Data: Scherer Cell 1-CCR

	GWC-8A	GWC-8A
4/19/2016	6.9	
10/10/2016	7.2	
12/1/2016	7.1	
2/9/2017	7.2	
4/7/2017	7.5	
6/21/2017	7.6	
8/15/2017	7.8	
9/1/2017	7.6	
3/22/2018	7	
10/4/2018	6.1	
3/27/2019	6.6	
9/11/2019	7	
3/18/2020	8.5	
9/9/2020	11	
6/1/2021	9.4	
8/12/2021	7.8	
2/15/2022	9.1	
8/25/2022	7.5	
2/27/2023		8.8
8/8/2023		8.2
2/29/2024		8.1

Prediction Limit

Constituent: Chloride (mg/L) Analysis Run 3/29/2024 12:02 PM View: Appendix III - Intrawell

Plant Scherer Data: Scherer Cell 1-CCR

	GWC-9	GWC-9
4/13/2016	3.64 (D)	
6/22/2016	3.8	
8/15/2016	3.7	
10/6/2016	3.4	
12/1/2016	4	
2/8/2017	4	
4/6/2017	4	
6/21/2017	3.3	
10/5/2017	3.3	
3/21/2018	3.6	
10/2/2018	3.1	
3/27/2019	3	
9/11/2019	3.4	
3/18/2020	3.4	
9/9/2020	3.2	
4/1/2021	4.3	
8/12/2021	4.1	
2/15/2022	3.7	
8/25/2022	4.2	
2/27/2023		4.2
8/8/2023		4
3/1/2024		5.2

Prediction Limit

Constituent: Fluoride (mg/L) Analysis Run 3/29/2024 12:02 PM View: Appendix III - Intrawell

Plant Scherer Data: Scherer Cell 1-CCR

	GWA-15	GWA-15
4/6/2016	0.017 (J)	
6/15/2016	<0.1	
8/10/2016	<0.1	
10/4/2016	<0.1	
11/30/2016	<0.1	
2/7/2017	<0.1	
4/4/2017	<0.1	
6/20/2017	<0.1	
10/4/2017	<0.1	
3/20/2018	<0.1 (D)	
10/2/2018	<0.1	
3/26/2019	<0.1	
9/10/2019	<0.1	
3/18/2020	0.036 (J)	
9/9/2020	<0.1	
4/1/2021	<0.1	
8/11/2021	0.036 (J)	
2/15/2022	0.054 (J)	
8/25/2022	<0.1	
2/28/2023		0.077 (J)
8/3/2023		<0.1
3/4/2024		<0.1

ND substitution: RL or RL/2 if <15% NDs.

Prediction Limit

Constituent: Fluoride (mg/L) Analysis Run 3/29/2024 12:02 PM View: Appendix III - Intrawell

Plant Scherer Data: Scherer Cell 1-CCR

	GWA-16	GWA-16
4/6/2016	0.048 (J)	
6/15/2016	<0.1	
8/10/2016	<0.1	
10/4/2016	<0.1	
11/29/2016	<0.1	
2/7/2017	<0.1	
4/4/2017	<0.1	
6/20/2017	<0.1	
10/5/2017	<0.1	
3/20/2018	<0.1	
10/2/2018	<0.1	
3/26/2019	0.041 (J)	
9/10/2019	0.047 (J)	
3/18/2020	0.041 (J)	
9/9/2020	0.034 (J)	
4/1/2021	0.035 (J)	
8/11/2021	0.05 (J)	
2/15/2022	0.079 (J)	
8/25/2022	0.047 (J)	
2/28/2023		0.089 (J)
8/3/2023		0.074 (J)
2/28/2024		<0.1

ND substitution: RL or RL/2 if <15% NDs.

Prediction Limit

Constituent: Fluoride (mg/L) Analysis Run 3/29/2024 12:02 PM View: Appendix III - Intrawell

Plant Scherer Data: Scherer Cell 1-CCR

	GWA-17	GWA-17
4/6/2016	0.039 (J)	
6/15/2016	<0.1	
8/10/2016	<0.1	
10/5/2016	<0.1	
11/29/2016	<0.1	
2/7/2017	<0.1	
4/4/2017	<0.1	
6/20/2017	<0.1	
10/5/2017	<0.1	
3/20/2018	<0.1	
10/2/2018	<0.1	
3/26/2019	0.042 (J)	
9/10/2019	0.046 (J)	
3/18/2020	0.071 (J)	
9/9/2020	0.036 (J)	
4/1/2021	0.042 (J)	
8/11/2021	0.053 (J)	
2/15/2022	0.083 (J)	
8/24/2022	0.047 (J)	
2/28/2023		0.067 (J)
8/3/2023		0.068 (J)
2/28/2024		<0.1

ND substitution: RL or RL/2 if <15% NDs.

Prediction Limit

Constituent: Fluoride (mg/L) Analysis Run 3/29/2024 12:02 PM View: Appendix III - Intrawell

Plant Scherer Data: Scherer Cell 1-CCR

	GWC-1	GWC-1
4/12/2016	0.087 (J)	
6/16/2016	0.04 (J)	
8/11/2016	0.092 (J)	
10/4/2016	<0.1	
11/30/2016	0.091 (J)	
2/7/2017	<0.1	
4/5/2017	<0.1	
6/20/2017	0.082 (J)	
10/4/2017	<0.1	
3/20/2018	<0.1	
10/2/2018	0.089 (J)	
3/26/2019	0.072 (J)	
9/10/2019	0.077 (J)	
3/18/2020	0.098 (J)	
9/9/2020	0.069 (J)	
4/1/2021	0.081 (J)	
10/18/2021	0.081 (J)	
2/15/2022	0.12	
5/12/2022	0.048 (J,R)	
8/24/2022	0.075 (J)	
2/27/2023		0.08 (J)
8/9/2023		0.11
3/1/2024		<0.1

ND substitution: RL or RL/2 if <15% NDs.

Prediction Limit

Constituent: Fluoride (mg/L) Analysis Run 3/29/2024 12:02 PM View: Appendix III - Intrawell

Plant Scherer Data: Scherer Cell 1-CCR

	GWC-10	GWC-10
4/13/2016	0.082 (JD)	
6/21/2016	0.02 (J)	
8/15/2016	<0.1	
10/5/2016	<0.1	
12/1/2016	<0.1	
2/8/2017	<0.1	
4/6/2017	<0.1	
6/21/2017	<0.1	
10/5/2017	<0.1	
3/21/2018	<0.1	
10/2/2018	<0.1	
3/27/2019	0.077 (J)	
9/11/2019	0.067 (J)	
3/18/2020	0.088 (J)	
9/9/2020	0.055 (J)	
4/1/2021	0.086 (J)	
8/17/2021	0.083 (J)	
2/15/2022	0.099 (J)	
8/25/2022	0.065 (J)	
2/21/2023		0.061 (J)
8/9/2023		0.083 (J)
3/1/2024		<0.1

ND substitution: RL or RL/2 if <15% NDs.

Prediction Limit

Constituent: Fluoride (mg/L) Analysis Run 3/29/2024 12:02 PM View: Appendix III - Intrawell

Plant Scherer Data: Scherer Cell 1-CCR

	GWC-11	GWC-11
4/13/2016	0.061 (JD)	
6/21/2016	0.03 (J)	
8/15/2016	<0.1	
10/5/2016	<0.1	
12/1/2016	<0.1	
2/8/2017	<0.1	
4/6/2017	<0.1	
6/20/2017	<0.1	
10/5/2017	<0.1	
3/21/2018	<0.1	
10/2/2018	<0.1	
3/27/2019	0.048 (J)	
9/11/2019	0.054 (J)	
3/18/2020	0.064 (J)	
9/10/2020	0.052 (J)	
4/1/2021	0.042 (J)	
8/11/2021	0.051 (J)	
2/16/2022	<0.1	
8/25/2022	0.059 (J)	
2/27/2023		0.064 (J)
8/9/2023		0.071 (J)
2/29/2024		<0.1

ND substitution: RL or RL/2 if <15% NDs.

Prediction Limit

Constituent: Fluoride (mg/L) Analysis Run 3/29/2024 12:02 PM View: Appendix III - Intrawell

Plant Scherer Data: Scherer Cell 1-CCR

	GWC-12	GWC-12
4/13/2016	0.01 (JD)	
6/21/2016	<0.1	
8/15/2016	<0.1	
10/5/2016	<0.1	
12/1/2016	<0.1	
2/8/2017	<0.1	
4/5/2017	<0.1	
6/20/2017	<0.1	
10/5/2017	<0.1	
3/21/2018	<0.1 (D)	
10/2/2018	<0.1	
3/26/2019	0.026 (J)	
9/11/2019	0.039 (J)	
3/18/2020	0.046 (J)	
9/10/2020	<0.1	
4/1/2021	<0.1	
8/11/2021	0.029 (J)	
2/16/2022	<0.1	
8/26/2022	0.026 (J)	
2/27/2023		0.032 (J)
8/9/2023		<0.1
2/29/2024		<0.1

ND substitution: RL or RL/2 if <15% NDs.

Prediction Limit

Constituent: Fluoride (mg/L) Analysis Run 3/29/2024 12:02 PM View: Appendix III - Intrawell

Plant Scherer Data: Scherer Cell 1-CCR

	GWC-13	GWC-13
4/13/2016	0.039 (JD)	
6/21/2016	<0.1	
8/15/2016	<0.1	
10/7/2016	<0.1	
12/1/2016	<0.1	
2/9/2017	<0.1	
4/6/2017	<0.1	
6/22/2017	<0.1	
10/6/2017	<0.1	
3/22/2018	<0.1	
10/3/2018	<0.1	
3/26/2019	0.04 (J)	
9/11/2019	0.051 (J)	
3/18/2020	0.055 (J)	
9/10/2020	0.034 (J)	
4/6/2021	0.026 (J)	
8/11/2021	0.045 (J)	
2/16/2022	<0.1	
8/26/2022	0.055 (J)	
2/27/2023		0.055 (J)
8/9/2023		0.06 (J)
3/1/2024		<0.1

ND substitution: RL or RL/2 if <15% NDs.

Prediction Limit

Constituent: Fluoride (mg/L) Analysis Run 3/29/2024 12:02 PM View: Appendix III - Intrawell

Plant Scherer Data: Scherer Cell 1-CCR

	GWC-14	GWC-14
4/13/2016	0.027 (JD)	
6/21/2016	<0.1	
8/15/2016	<0.1	
10/4/2016	<0.1	
12/1/2016	<0.1	
2/7/2017	<0.1	
4/6/2017	<0.1	
6/20/2017	<0.1	
10/5/2017	<0.1	
3/20/2018	<0.1	
10/2/2018	<0.1	
3/26/2019	0.034 (J)	
9/11/2019	0.045 (J)	
3/18/2020	0.068 (J)	
9/9/2020	<0.1	
4/1/2021	<0.1	
8/11/2021	0.045 (J)	
2/16/2022	<0.1	
8/26/2022	0.068 (J)	
2/27/2023		0.047 (J)
8/9/2023		<0.1
3/1/2024		<0.1

ND substitution: RL or RL/2 if <15% NDs.

Prediction Limit

Constituent: Fluoride (mg/L) Analysis Run 3/29/2024 12:02 PM View: Appendix III - Intrawell

Plant Scherer Data: Scherer Cell 1-CCR

	GWC-18	GWC-18
4/11/2016	0.047 (J)	
6/16/2016	<0.1	
8/11/2016	<0.1	
10/5/2016	<0.1	
11/29/2016	<0.1	
2/8/2017	<0.1	
4/6/2017	<0.1	
6/21/2017	<0.1	
10/5/2017	<0.1	
3/20/2018	<0.1	
10/2/2018	<0.1	
3/26/2019	0.046 (J)	
9/11/2019	0.055 (J)	
3/18/2020	<0.1	
9/9/2020	0.045 (J)	
4/1/2021	0.041 (J)	
8/11/2021	0.062 (J)	
2/16/2022	0.034 (J)	
8/25/2022	0.047 (J)	
2/28/2023		0.12
8/9/2023		0.066 (J)
2/29/2024		<0.1

ND substitution: RL or RL/2 if <15% NDs.

Prediction Limit

Constituent: Fluoride (mg/L) Analysis Run 3/29/2024 12:02 PM View: Appendix III - Intrawell

Plant Scherer Data: Scherer Cell 1-CCR

	GWC-19	GWC-19
4/11/2016	0.048 (J)	
6/16/2016	<0.1	
8/11/2016	<0.1	
10/5/2016	<0.1	
11/29/2016	<0.1	
2/8/2017	<0.1	
4/5/2017	<0.1	
6/21/2017	<0.1	
10/5/2017	<0.1	
3/20/2018	<0.1	
10/2/2018	<0.1	
3/26/2019	0.04 (J)	
9/12/2019	0.032 (J)	
3/19/2020	<0.1	
9/9/2020	0.034 (J)	
6/1/2021	0.026 (J)	
8/11/2021	0.047 (J)	
2/16/2022	0.028 (J)	
8/25/2022	0.042 (J)	
2/28/2023		0.079 (J)
8/8/2023		0.067 (J)
2/29/2024		<0.1

ND substitution: RL or RL/2 if <15% NDs.

Prediction Limit

Constituent: Fluoride (mg/L) Analysis Run 3/29/2024 12:02 PM View: Appendix III - Intrawell

Plant Scherer Data: Scherer Cell 1-CCR

	GWC-2	GWC-2
4/12/2016	0.046 (J)	
6/16/2016	<0.1	
8/11/2016	<0.1	
10/4/2016	<0.1	
11/30/2016	<0.1	
2/7/2017	<0.1	
4/6/2017	<0.1	
6/20/2017	<0.1	
10/4/2017	<0.1	
3/20/2018	<0.1	
10/2/2018	<0.1	
3/26/2019	0.046 (J)	
9/10/2019	0.048 (J)	
3/18/2020	0.055 (J)	
9/9/2020	0.033 (J)	
4/1/2021	0.043 (J)	
8/12/2021	0.054 (J)	
2/15/2022	0.072 (J)	
8/26/2022	0.048 (J)	
2/27/2023		0.055 (J)
8/9/2023		0.068 (J)
3/1/2024		<0.1

ND substitution: RL or RL/2 if <15% NDs.

Prediction Limit

Constituent: Fluoride (mg/L) Analysis Run 3/29/2024 12:02 PM View: Appendix III - Intrawell

Plant Scherer Data: Scherer Cell 1-CCR

	GWC-20	GWC-20
4/12/2016	0.056 (J)	
6/16/2016	<0.1	
8/11/2016	<0.1	
10/5/2016	<0.1	
11/30/2016	<0.1	
2/8/2017	<0.1	
4/6/2017	<0.1	
6/21/2017	<0.1	
10/5/2017	<0.1	
3/21/2018	<0.1	
10/3/2018	<0.1	
3/26/2019	0.045 (J)	
9/12/2019	0.044 (J)	
3/19/2020	<0.1	
9/10/2020	0.051 (J)	
6/1/2021	0.033 (J)	
8/11/2021	0.051 (J)	
2/16/2022	<0.1	
8/25/2022	0.05 (J)	
2/28/2023		0.089 (J)
8/8/2023		0.053 (J)
3/1/2024		<0.1

ND substitution: RL or RL/2 if <15% NDs.

Prediction Limit

Constituent: Fluoride (mg/L) Analysis Run 3/29/2024 12:02 PM View: Appendix III - Intrawell

Plant Scherer Data: Scherer Cell 1-CCR

	GWC-3	GWC-3
4/12/2016	0.057 (JD)	
6/20/2016	0.04 (J)	
8/16/2016	<0.1	
10/5/2016	<0.1	
11/30/2016	<0.1	
2/8/2017	<0.1	
4/6/2017	<0.1	
6/21/2017	<0.1	
10/5/2017	<0.1	
3/21/2018	<0.1	
10/3/2018	<0.1	
3/26/2019	0.046 (J)	
9/10/2019	0.058 (J)	
3/18/2020	0.091 (J)	
9/10/2020	0.063 (J)	
4/6/2021	0.045 (J)	
8/12/2021	0.084 (J)	
2/15/2022	0.092 (J)	
8/25/2022	0.059 (J)	
2/28/2023		0.08 (J)
8/9/2023		0.076 (J)
3/4/2024		<0.1

ND substitution: RL or RL/2 if <15% NDs.

Prediction Limit

Constituent: Fluoride (mg/L) Analysis Run 3/29/2024 12:02 PM View: Appendix III - Intrawell

Plant Scherer Data: Scherer Cell 1-CCR

	GWC-4	GWC-4
4/12/2016	0.121 (J)	
6/20/2016	0.04 (J)	
8/16/2016	0.13 (J)	
10/6/2016	0.1 (J)	
11/30/2016	0.13 (J)	
2/8/2017	0.093 (J)	
4/6/2017	0.1 (J)	
6/22/2017	0.11 (J)	
10/6/2017	0.096 (J)	
3/21/2018	0.094 (J)	
10/3/2018	0.1 (J+X)	
3/26/2019	0.087 (J)	
9/10/2019	0.097 (J)	
3/19/2020	0.038 (J)	
9/10/2020	0.1	
4/2/2021	0.097 (J)	
8/12/2021	0.11	
2/15/2022	0.13	
8/25/2022	0.077 (J)	
2/27/2023		0.075 (J)
8/8/2023		0.1
2/29/2024		<0.1

ND substitution: RL or RL/2 if <15% NDs.

Prediction Limit

Constituent: Fluoride (mg/L) Analysis Run 3/29/2024 12:02 PM View: Appendix III - Intrawell

Plant Scherer Data: Scherer Cell 1-CCR

	GWC-5	GWC-5
4/19/2016	0.024 (J)	
6/22/2016	<0.1	
8/16/2016	<0.1	
10/6/2016	<0.1	
12/1/2016	<0.1	
2/9/2017	<0.1	
4/6/2017	<0.1	
6/21/2017	<0.1	
10/5/2017	<0.1	
3/22/2018	<0.1	
10/3/2018	<0.1	
3/27/2019	0.038 (J)	
9/11/2019	0.045 (J)	
3/18/2020	0.055 (J)	
9/9/2020	0.033 (J)	
4/1/2021	0.029 (J)	
8/12/2021	0.045 (J)	
2/15/2022	0.16	
5/12/2022	0.03 (J,R)	
8/25/2022	0.047 (J)	
2/28/2023		0.065 (J)
8/8/2023		0.066 (J)
2/29/2024		<0.1

ND substitution: RL or RL/2 if <15% NDs.

Prediction Limit

Constituent: Fluoride (mg/L) Analysis Run 3/29/2024 12:02 PM View: Appendix III - Intrawell

Plant Scherer Data: Scherer Cell 1-CCR

	GWC-6	GWC-6
4/12/2016	0.061 (J)	
6/20/2016	<0.1	
8/16/2016	<0.1	
10/6/2016	<0.1	
11/30/2016	<0.1	
2/9/2017	<0.1	
4/6/2017	<0.1	
6/21/2017	<0.1	
10/6/2017	<0.1	
3/21/2018	<0.1	
10/3/2018	<0.1	
3/26/2019	0.058 (J)	
9/11/2019	0.058 (J)	
3/18/2020	0.082 (J)	
9/10/2020	0.052 (J)	
6/2/2021	0.038 (J)	
8/11/2021	0.055 (J)	
2/15/2022	0.095 (J)	
8/25/2022	0.058 (J)	
2/27/2023		0.072 (J)
8/8/2023		0.1
2/29/2024		<0.1

ND substitution: RL or RL/2 if <15% NDs.

Prediction Limit

Constituent: Fluoride (mg/L) Analysis Run 3/29/2024 12:02 PM View: Appendix III - Intrawell

Plant Scherer Data: Scherer Cell 1-CCR

	GWC-7	GWC-7
4/13/2016	0.061 (JD)	
6/20/2016	0.12 (J)	
8/15/2016	<0.1	
10/6/2016	<0.1	
12/1/2016	<0.1	
2/9/2017	<0.1	
4/7/2017	<0.1	
6/22/2017	<0.1	
10/6/2017	<0.1	
3/22/2018	<0.1	
10/4/2018	<0.1	
3/27/2019	0.04 (J)	
9/11/2019	0.057 (J)	
3/19/2020	<0.1	
9/10/2020	0.053 (J)	
4/1/2021	0.072 (J)	
8/11/2021	0.058 (J)	
2/15/2022	0.083 (J)	
8/25/2022	0.051 (J)	
2/27/2023		0.054 (J)
8/8/2023		0.084 (J)
2/29/2024		<0.1

ND substitution: RL or RL/2 if <15% NDs.

Prediction Limit

Constituent: Fluoride (mg/L) Analysis Run 3/29/2024 12:02 PM View: Appendix III - Intrawell

Plant Scherer Data: Scherer Cell 1-CCR

	GWC-8A	GWC-8A
4/19/2016	0.135 (J)	
10/10/2016	0.12 (J)	
12/1/2016	0.12 (J)	
2/9/2017	0.11 (J)	
4/7/2017	0.15 (J)	
6/21/2017	0.21	
8/15/2017	0.1 (J)	
9/1/2017	0.084 (J)	
3/22/2018	0.091 (J)	
10/4/2018	0.14 (J+X)	
3/27/2019	0.071 (J)	
9/11/2019	0.071 (J)	
3/18/2020	0.073 (J)	
9/9/2020	0.038 (J)	
6/1/2021	0.034 (J)	
8/12/2021	0.087 (J)	
2/15/2022	0.096 (J)	
8/25/2022	0.059 (J)	
2/27/2023		0.097 (J)
8/8/2023		0.053 (J)
2/29/2024		<0.1

ND substitution: RL or RL/2 if <15% NDs.

Prediction Limit

Constituent: Fluoride (mg/L) Analysis Run 3/29/2024 12:02 PM View: Appendix III - Intrawell

Plant Scherer Data: Scherer Cell 1-CCR

	GWC-9	GWC-9
4/13/2016	0.083 (JD)	
6/22/2016	0.03 (J)	
8/15/2016	<0.1	
10/6/2016	<0.1	
12/1/2016	<0.1	
2/8/2017	<0.1	
4/6/2017	<0.1	
6/21/2017	<0.1	
10/5/2017	0.084 (J)	
3/21/2018	<0.1	
10/2/2018	<0.1	
3/27/2019	0.066 (J)	
9/11/2019	0.067 (J)	
3/18/2020	0.096 (J)	
9/9/2020	0.067 (J)	
4/1/2021	0.072 (J)	
8/12/2021	0.085 (J)	
2/15/2022	0.096 (J)	
8/25/2022	0.064 (J)	
2/27/2023		0.07 (J)
8/8/2023		0.088 (J)
3/1/2024		<0.1

ND substitution: RL or RL/2 if <15% NDs.

Prediction Limit

Constituent: pH (S.U.) Analysis Run 3/29/2024 12:02 PM View: Appendix III - Intrawell

Plant Scherer Data: Scherer Cell 1-CCR

	GWA-15	GWA-15
5/20/2014	5.27	
11/12/2014	5.7	
5/22/2015	5.52	
11/11/2015	5.63	
4/6/2016	5.5 (D)	
6/15/2016	5.52	
8/10/2016	5.5	
10/4/2016	5.56	
11/30/2016	5.46	
2/7/2017	5.28	
4/1/2017	5.48	
4/4/2017	5.48	
6/20/2017	5.44	
10/4/2017	5.44	
3/20/2018	5.48	
10/2/2018	5.49	
3/26/2019	5.41	
3/18/2020	5.42	
9/9/2020	5.71	
4/1/2021	5.31	
8/11/2021	5.5	
2/15/2022	5.4	
8/25/2022	5.4	
2/28/2023		5.4
8/3/2023		5.48
3/4/2024		5.24

Prediction Limit

Constituent: pH (S.U.) Analysis Run 3/29/2024 12:02 PM View: Appendix III - Intrawell

Plant Scherer Data: Scherer Cell 1-CCR

	GWA-16	GWA-16
5/20/2014	6.18	
11/8/2014	6.52	
5/22/2015	6.3	
11/11/2015	6.36	
4/6/2016	6.46 (D)	
6/15/2016	6.39	
8/10/2016	6.39	
10/4/2016	6.4	
11/29/2016	6.36	
2/7/2017	6.45	
4/4/2017	6.37	
6/20/2017	6.4	
10/5/2017	6.42	
3/20/2018	6.36	
10/2/2018	6.38	
3/26/2019	6.42	
3/18/2020	6.29	
9/9/2020	6.33	
4/1/2021	6.44	
8/11/2021	6.35	
2/15/2022	6.46	
8/25/2022	6.42	
2/28/2023		6.45
8/3/2023		6.24
2/28/2024		6.49

Prediction Limit

Constituent: pH (S.U.) Analysis Run 3/29/2024 12:02 PM View: Appendix III - Intrawell

Plant Scherer Data: Scherer Cell 1-CCR

	GWA-17	GWA-17
5/20/2014	5.68	
11/8/2014	6.04	
5/22/2015	5.87	
11/9/2015	5.97	
4/6/2016	5.937 (D)	
6/15/2016	5.96	
8/10/2016	5.94	
10/5/2016	5.86	
11/29/2016	5.82	
2/7/2017	6.15	
4/4/2017	6	
6/20/2017	6.34	
10/5/2017	5.93	
3/20/2018	5.97	
10/2/2018	6.03	
3/26/2019	6.12	
3/18/2020	6.03	
9/9/2020	6.05	
4/1/2021	6.14	
8/11/2021	6.14	
2/15/2022	6.2	
8/24/2022	6.22	
2/28/2023		6.19
8/3/2023		6.22
2/28/2024		6.41

Prediction Limit

Constituent: pH (S.U.) Analysis Run 3/29/2024 12:02 PM View: Appendix III - Intrawell

Plant Scherer Data: Scherer Cell 1-CCR

	GWC-1	GWC-1
5/23/2014	6.46	
11/13/2014	6.67	
5/23/2015	6.53	
11/11/2015	6.71	
4/12/2016	6.53 (D)	
6/16/2016	6.49	
8/11/2016	6.5	
10/4/2016	6.5	
11/30/2016	6.48	
2/7/2017	6.38	
4/5/2017	6.36	
6/20/2017	6.45	
10/4/2017	6.5	
3/20/2018	6.63	
10/2/2018	6.57	
3/26/2019	6.54	
3/18/2020	6.53	
9/9/2020	6.57	
4/1/2021	6.52	
10/18/2021	6.36	
2/15/2022	6.83	
5/12/2022	6.55 (R)	
8/24/2022	6.42	
2/27/2023		6.56
8/9/2023		6.57
3/1/2024		6.71

Prediction Limit

Constituent: pH (S.U.) Analysis Run 3/29/2024 12:02 PM View: Appendix III - Intrawell

Plant Scherer Data: Scherer Cell 1-CCR

	GWC-10	GWC-10
5/21/2014	6.3	
11/12/2014	6.49	
5/23/2015	6.3	
11/12/2015	6.45	
4/13/2016	6.42 (D)	
6/21/2016	6.36	
8/15/2016	6.3	
10/5/2016	6.25	
12/1/2016	6.32	
2/8/2017	6.04	
4/6/2017	6.35	
6/21/2017	6.2	
10/5/2017	6.21	
3/21/2018	6.56	
10/2/2018	6.35	
3/27/2019	6.53	
3/18/2020	6.34	
9/9/2020	6.4	
4/1/2021	6.35	
10/18/2021	6.25	
2/15/2022	6.48	
5/12/2022	6.31 (R)	
8/25/2022	6.2	
12/28/2022	6.36 (R)	
2/21/2023		6.33
5/2/2023		6.3
8/9/2023		6.3
3/1/2024		6.47

Prediction Limit

Constituent: pH (S.U.) Analysis Run 3/29/2024 12:02 PM View: Appendix III - Intrawell

Plant Scherer Data: Scherer Cell 1-CCR

	GWC-11	GWC-11
5/20/2014	6.14	
11/12/2014	6.33	
5/24/2015	6.04	
11/12/2015	6.31	
4/13/2016	6.17 (D)	
6/21/2016	6.19	
8/15/2016	6.15	
10/5/2016	6.1	
12/1/2016	6.15	
2/8/2017	5.9	
4/6/2017	6.13	
6/20/2017	6.12	
10/5/2017	6.11	
3/21/2018	6.21	
10/2/2018	6.21	
3/27/2019	6.22	
3/18/2020	6.17	
9/10/2020	6.16	
4/1/2021	6.11	
8/11/2021	6.21	
2/16/2022	6.16	
8/25/2022	6.01	
2/27/2023		6.19
8/9/2023		6.24
2/29/2024		6.26

Prediction Limit

Constituent: pH (S.U.) Analysis Run 3/29/2024 12:02 PM View: Appendix III - Intrawell

Plant Scherer Data: Scherer Cell 1-CCR

	GWC-12	GWC-12
5/20/2014	4.86	
11/12/2014	5.3	
5/23/2015	5.04	
11/12/2015	5.31	
4/13/2016	5.22 (D)	
6/21/2016	5.2	
8/15/2016	5.12	
10/5/2016	5.07	
10/7/2016	5.07	
12/1/2016	5.08	
2/8/2017	4.76	
4/5/2017	5.1	
6/20/2017	5.13	
10/5/2017	5.1	
3/21/2018	5.33	
10/2/2018	5.16	
3/26/2019	5.25	
3/18/2020	5.19	
9/10/2020	5.1	
4/1/2021	5.18	
8/11/2021	5.2	
2/16/2022	5.11	
8/26/2022	5.07	
2/27/2023		5.2
8/9/2023		5.1
2/29/2024		5.24

Prediction Limit

Constituent: pH (S.U.) Analysis Run 3/29/2024 12:02 PM View: Appendix III - Intrawell

Plant Scherer Data: Scherer Cell 1-CCR

	GWC-13	GWC-13
5/20/2014	5.6	
11/12/2014	6.02	
5/24/2015	5.81	
11/12/2015	5.93	
4/13/2016	5.88 (D)	
6/21/2016	5.9	
8/15/2016	5.86	
10/4/2016	5.85	
10/7/2016	5.85	
12/1/2016	5.85	
2/9/2017	5.92	
4/6/2017	5.85	
6/22/2017	5.9	
10/6/2017	5.88	
3/22/2018	5.88	
10/3/2018	5.95	
3/26/2019	5.89	
3/18/2020	5.81	
9/10/2020	5.83	
4/6/2021	5.95	
8/11/2021	5.92	
2/16/2022	5.79	
8/26/2022	5.91	
2/27/2023		5.94
8/9/2023		5.95
3/1/2024		5.9

Prediction Limit

Constituent: pH (S.U.) Analysis Run 3/29/2024 12:02 PM View: Appendix III - Intrawell

Plant Scherer Data: Scherer Cell 1-CCR

	GWC-14	GWC-14
5/20/2014	5.38	
11/12/2014	5.77	
5/24/2015	5.53	
11/11/2015	5.68	
4/13/2016	5.58 (D)	
6/21/2016	5.59	
8/15/2016	5.56	
10/4/2016	5.66	
12/1/2016	5.54	
2/7/2017	5.42	
4/6/2017	5.55	
6/20/2017	5.57	
10/5/2017	5.55	
3/20/2018	5.73	
10/2/2018	5.68	
3/26/2019	5.63	
3/18/2020	5.61	
9/9/2020	5.88	
4/1/2021	5.53	
8/11/2021	5.61	
2/16/2022	5.6	
8/26/2022	5.51	
2/27/2023		5.62
8/9/2023		5.57
3/1/2024		5.55

Prediction Limit

Constituent: pH (S.U.) Analysis Run 3/29/2024 12:02 PM View: Appendix III - Intrawell

Plant Scherer Data: Scherer Cell 1-CCR

	GWC-18	GWC-18
5/23/2014	6.19	
11/8/2014	6.42	
5/22/2015	6.26	
11/10/2015	6.29	
4/11/2016	6.3 (D)	
6/16/2016	6.34	
8/11/2016	6.28	
10/5/2016	6.27	
11/29/2016	6.39	
2/8/2017	6.35	
4/6/2017	6.26	
6/21/2017	6.24	
10/5/2017	6.31	
3/20/2018	6.34	
10/2/2018	6.38	
3/26/2019	6.38	
3/18/2020	6.32	
9/9/2020	6.3	
4/1/2021	6.37	
8/11/2021	6.43	
2/16/2022	6.54	
5/12/2022	6.39 (R)	
8/25/2022	6.45	
2/28/2023		6.36
8/9/2023		6.41
2/29/2024		6.51

Prediction Limit

Constituent: pH (S.U.) Analysis Run 3/29/2024 12:02 PM View: Appendix III - Intrawell

Plant Scherer Data: Scherer Cell 1-CCR

	GWC-19	GWC-19
5/22/2014	6.37	
11/8/2014	6.51	
5/22/2015	6.35	
11/10/2015	6.41	
4/11/2016	6.36 (D)	
6/16/2016	6.35	
8/11/2016	6.37	
10/5/2016	5.78 (O)	
11/29/2016	6.44	
2/8/2017	6.4	
4/5/2017	6.35	
6/21/2017	6.36	
10/5/2017	6.41	
3/20/2018	6.37	
10/2/2018	6.41	
3/26/2019	6.35	
3/19/2020	6.27	
9/9/2020	6.27	
4/5/2021	6.37	
6/1/2021	6.18	
8/11/2021	6.35	
2/16/2022	6.47	
8/25/2022	6.36	
12/28/2022	6.29 (R)	
2/28/2023		6.29
8/8/2023		6.32
2/29/2024		6.33

Prediction Limit

Constituent: pH (S.U.) Analysis Run 3/29/2024 12:02 PM View: Appendix III - Intrawell

Plant Scherer Data: Scherer Cell 1-CCR

	GWC-2	GWC-2
5/22/2014	6.74	
11/13/2014	6.94	
5/24/2015	7	
11/11/2015	6.55	
4/12/2016	6.52	
6/16/2016	6.38	
8/11/2016	6.38	
10/4/2016	6.39	
11/30/2016	6.38	
2/7/2017	6.43	
4/6/2017	6.23	
6/20/2017	6.36	
10/4/2017	6.35	
3/20/2018	6.52	
10/2/2018	6.51	
3/26/2019	6.44	
3/18/2020	6.41	
9/9/2020	6.44	
4/1/2021	7.32 (o)	
8/12/2021	6.41	
2/15/2022	6.61	
8/26/2022	6.37	
2/27/2023		6.41
8/9/2023		6.6
3/1/2024		6.5

Prediction Limit

Constituent: pH (S.U.) Analysis Run 3/29/2024 12:02 PM View: Appendix III - Intrawell

Plant Scherer Data: Scherer Cell 1-CCR

	GWC-20	GWC-20
5/22/2014	6.33	
11/9/2014	6.66	
5/22/2015	6.49	
11/10/2015	6.53	
4/12/2016	6.53 (D)	
6/16/2016	6.51	
8/11/2016	6.49	
10/5/2016	6.46	
11/30/2016	6.5	
2/8/2017	6.59	
4/6/2017	6.47	
6/21/2017	6.53	
10/5/2017	6.51	
3/21/2018	6.5	
10/3/2018	6.48	
3/26/2019	6.52	
3/19/2020	6.47	
9/10/2020	6.49	
4/5/2021	6.64	
6/1/2021	6.39	
8/11/2021	6.58	
2/16/2022	6.71	
5/12/2022	6.52 (R)	
8/25/2022	6.62	
12/28/2022	6.56 (R)	
2/28/2023		6.53
8/8/2023		6.59
3/1/2024		6.73

Prediction Limit

Constituent: pH (S.U.) Analysis Run 3/29/2024 12:02 PM View: Appendix III - Intrawell

Plant Scherer Data: Scherer Cell 1-CCR

	GWC-3	GWC-3
5/22/2014	5.82	
11/9/2014	6.1	
5/22/2015	5.92	
11/16/2015	6.02	
4/12/2016	5.97 (D)	
6/20/2016	5.93	
8/12/2016	5.86	
8/16/2016	5.86	
10/5/2016	5.1 (O)	
11/30/2016	5.88	
2/8/2017	5.89	
4/6/2017	5.84	
6/21/2017	5.91	
10/5/2017	5.93	
3/21/2018	5.96	
10/3/2018	5.97	
3/26/2019	6.02	
3/18/2020	5.9	
9/10/2020	6.24	
4/6/2021	6.01	
8/12/2021	6.12	
2/15/2022	5.87	
8/25/2022	5.99	
2/28/2023		6
5/2/2023		6.27
8/9/2023		6.07
3/4/2024		6.11

Prediction Limit

Constituent: pH (S.U.) Analysis Run 3/29/2024 12:02 PM View: Appendix III - Intrawell

Plant Scherer Data: Scherer Cell 1-CCR

	GWC-4	GWC-4
5/22/2014	6.17	
11/9/2014	6.45	
5/22/2015	6.26	
11/11/2015	6.3	
4/12/2016	6.44 (D)	
6/20/2016	6.33	
8/16/2016	6.3	
10/6/2016	6.21	
11/30/2016	6.26	
2/8/2017	6.35	
4/6/2017	6.29	
6/22/2017	6.31	
10/6/2017	5.9	
3/21/2018	6.23	
10/3/2018	6.25	
3/26/2019	6.34	
3/19/2020	6.32	
9/10/2020	6.46	
4/2/2021	6.35	
8/12/2021	6.3	
2/15/2022	6.37	
5/12/2022	6.19 (R)	
8/25/2022	6.19	
12/28/2022	6.2 (R)	
2/27/2023		6.17
5/2/2023		6.13
8/8/2023		6.3
2/29/2024		6.31

Prediction Limit

Constituent: pH (S.U.) Analysis Run 3/29/2024 12:02 PM View: Appendix III - Intrawell

Plant Scherer Data: Scherer Cell 1-CCR

	GWC-5	GWC-5
5/22/2014	5.89	
11/9/2014	6.14	
5/24/2015	5.7	
11/11/2015	5.78	
4/19/2016	5.55	
6/22/2016	5.6	
8/16/2016	5.7	
10/6/2016	5.64	
12/1/2016	5.62	
2/9/2017	5.64	
4/6/2017	5.66	
6/21/2017	5.68	
10/5/2017	5.64	
3/22/2018	5.9	
10/3/2018	5.74	
3/27/2019	5.78	
3/18/2020	5.81	
9/9/2020	6.08	
4/1/2021	6.01	
8/12/2021	5.87	
2/15/2022	6.16	
5/12/2022	5.99 (R)	
8/25/2022	5.96	
2/28/2023		6
8/8/2023		6.16
2/29/2024		6.25

Prediction Limit

Constituent: pH (S.U.) Analysis Run 3/29/2024 12:02 PM View: Appendix III - Intrawell

Plant Scherer Data: Scherer Cell 1-CCR

	GWC-6	GWC-6
5/21/2014	6.09	
11/9/2014	6.36	
5/24/2015	6.17	
11/11/2015	6.19	
4/12/2016	6.22	
6/20/2016	6.2	
8/12/2016	6.17	
10/6/2016	6.14	
11/30/2016	6.14	
2/9/2017	6.18	
4/6/2017	6.17	
6/21/2017	6.17	
10/6/2017	6.19	
3/21/2018	6.21	
10/3/2018	6.22	
3/26/2019	6.25	
3/18/2020	6.19	
9/10/2020	6.43	
4/5/2021	6.36	
6/2/2021	6.09	
8/11/2021	6.14	
2/15/2022	6.1	
8/25/2022	6.13	
2/27/2023		6.16
8/8/2023		6.37
2/29/2024		6.37

Prediction Limit

Constituent: pH (S.U.) Analysis Run 3/29/2024 12:02 PM View: Appendix III - Intrawell

Plant Scherer Data: Scherer Cell 1-CCR

	GWC-7	GWC-7
5/21/2014	6.25	
5/24/2015	6.32	
11/11/2015	6.35	
4/13/2016	6.42	
6/20/2016	6.4	
8/15/2016	6.31	
10/6/2016	6.27	
12/1/2016	6.28	
2/9/2017	6.32	
4/7/2017	6.28	
6/22/2017	6.29	
10/6/2017	5.96	
3/22/2018	6.34	
10/4/2018	6.36	
3/27/2019	6.38	
3/19/2020	6.41	
9/10/2020	6.32	
4/1/2021	6.4	
8/11/2021	6.26	
2/15/2022	6.22	
8/25/2022	6.31	
2/27/2023		6.35
5/2/2023		6.38
8/8/2023		6.48
2/29/2024		6.57

Prediction Limit

Constituent: pH (S.U.) Analysis Run 3/29/2024 12:02 PM View: Appendix III - Intrawell

Plant Scherer Data: Scherer Cell 1-CCR

	GWC-8A	GWC-8A
5/21/2014	7.11	
11/13/2014	6.55	
5/23/2015	6.36	
11/11/2015	6.36	
4/19/2016	6.4	
6/23/2016	6.35	
8/23/2016	6.29	
10/10/2016	6.3	
12/1/2016	6.37	
2/9/2017	6.39	
2/27/2017	6.24	
4/7/2017	6.93	
6/21/2017	7.11 (D)	
8/15/2017	6.95	
9/1/2017	6.86	
10/9/2017	6.75	
3/22/2018	7.05	
10/4/2018	7.26	
3/27/2019	6.69	
3/18/2020	6.42	
9/9/2020	6.3	
4/5/2021	6.35	
6/1/2021	6.28	
8/12/2021	6.37	
2/15/2022	6.34	
8/25/2022	6.29	
2/27/2023		6.27
5/2/2023		6.23
8/8/2023		6.38
2/29/2024		6.52

Prediction Limit

Constituent: pH (S.U.) Analysis Run 3/29/2024 12:02 PM View: Appendix III - Intrawell

Plant Scherer Data: Scherer Cell 1-CCR

	GWC-9	GWC-9
5/21/2014	6.31	
11/12/2014	6.81	
5/23/2015	6.42	
11/12/2015	6.7	
4/13/2016	6.59	
6/22/2016	6.49	
8/15/2016	6.61	
10/6/2016	6.55	
12/1/2016	6.59	
2/8/2017	6.63	
4/6/2017	6.58	
6/21/2017	6.56	
10/5/2017	6.58	
3/21/2018	6.76	
10/2/2018	6.65	
3/27/2019	6.7	
3/18/2020	6.61	
9/9/2020	6.8	
4/1/2021	6.28	
8/12/2021	6.66	
2/15/2022	6.61	
8/25/2022	6.48	
12/28/2022	6.62 (R)	
2/27/2023		6.57
8/8/2023		6.63
3/1/2024		6.82

Prediction Limit

Constituent: Sulfate (mg/L) Analysis Run 3/29/2024 12:02 PM View: Appendix III - Intrawell

Plant Scherer Data: Scherer Cell 1-CCR

	GWA-15	GWA-15
4/6/2016	0.799 (J)	
6/15/2016	<0.7	
8/10/2016	<0.7	
10/4/2016	<0.7	
11/30/2016	<0.7	
2/7/2017	0.8 (J)	
4/4/2017	<0.7	
6/20/2017	<0.7	
10/4/2017	<0.7	
3/20/2018	1.2	
10/2/2018	<0.7	
3/26/2019	2.1	
9/10/2019	0.65 (J)	
3/18/2020	3.1	
9/9/2020	1.6	
4/1/2021	2.7	
8/11/2021	1.3	
2/15/2022	2.6	
8/25/2022	1.9	
2/28/2023		3.5
8/3/2023		1.7
3/4/2024		2.8

ND substitution: RL or RL/2 if <15% NDs.

Prediction Limit

Constituent: Sulfate (mg/L) Analysis Run 3/29/2024 12:02 PM View: Appendix III - Intrawell

Plant Scherer Data: Scherer Cell 1-CCR

	GWA-16	GWA-16
4/6/2016	<1	
6/15/2016	<1	
8/10/2016	<1	
10/4/2016	<1	
11/29/2016	<1	
2/7/2017	<1	
4/4/2017	<1	
6/20/2017	<1	
10/5/2017	<1	
3/20/2018	<1	
10/2/2018	<1	
3/26/2019	<1	
9/10/2019	<1	
3/18/2020	0.67 (J)	
9/9/2020	<1	
4/1/2021	<1	
8/11/2021	<1	
2/15/2022	<1	
8/25/2022	<1	
2/28/2023		1.4
8/3/2023		0.4 (J)
2/28/2024		<1

ND substitution: RL or RL/2 if <15% NDs.

Prediction Limit

Constituent: Sulfate (mg/L) Analysis Run 3/29/2024 12:02 PM View: Appendix III - Intrawell

Plant Scherer Data: Scherer Cell 1-CCR

	GWA-17	GWA-17
4/6/2016	<1	
6/15/2016	<1	
8/10/2016	<1	
10/5/2016	<1	
11/29/2016	<1	
2/7/2017	<1	
4/4/2017	<1	
6/20/2017	<1	
10/5/2017	<1	
3/20/2018	<1	
10/2/2018	<1	
3/26/2019	0.58 (J)	
9/10/2019	0.44 (J)	
3/18/2020	0.51 (J)	
9/9/2020	<1	
4/1/2021	<1	
8/11/2021	<1	
2/15/2022	<1	
8/24/2022	<1	
2/28/2023		1.3
8/3/2023		<1
2/28/2024		<1

ND substitution: RL or RL/2 if <15% NDs.

Prediction Limit

Constituent: Sulfate (mg/L) Analysis Run 3/29/2024 12:02 PM View: Appendix III - Intrawell

Plant Scherer Data: Scherer Cell 1-CCR

	GWC-1	GWC-1
4/12/2016	0.617 (J)	
6/16/2016	<1	
8/11/2016	<1	
10/4/2016	<1	
11/30/2016	<1	
2/7/2017	0.92 (J)	
4/5/2017	1	
6/20/2017	0.76 (J)	
10/4/2017	<1	
3/20/2018	0.95 (J)	
10/2/2018	<1	
3/26/2019	0.53 (J)	
9/10/2019	0.69 (J)	
3/18/2020	0.84 (J)	
9/9/2020	0.77 (J)	
4/1/2021	<1	
8/18/2021	0.79 (J)	
2/15/2022	1.5	
8/24/2022	<1	
2/27/2023		1.6
8/9/2023		0.46 (J)
3/1/2024		0.79 (J)

ND substitution: RL or RL/2 if <15% NDs.

Prediction Limit

Constituent: Sulfate (mg/L) Analysis Run 3/29/2024 12:02 PM View: Appendix III - Intrawell

Plant Scherer Data: Scherer Cell 1-CCR

	GWC-10	GWC-10
4/13/2016	0.51 (JD)	
6/21/2016	0.58 (J)	
8/15/2016	<1	
10/5/2016	<1	
12/1/2016	<1	
2/8/2017	1	
4/6/2017	0.81 (J)	
6/21/2017	1.1	
10/5/2017	1.1	
3/21/2018	1.1	
10/2/2018	1.2	
3/27/2019		1.6
9/11/2019		1.8
3/18/2020		2.4
9/9/2020		2.6
4/1/2021		2.7
8/17/2021		1.2
2/15/2022		3.5
5/12/2022		2.7 (R)
8/25/2022		3.7
2/21/2023		4.7
5/2/2023		4.3
8/9/2023		2.3
3/1/2024		4.7

ND substitution: RL or RL/2 if <15% NDs.

Prediction Limit

Constituent: Sulfate (mg/L) Analysis Run 3/29/2024 12:02 PM View: Appendix III - Intrawell

Plant Scherer Data: Scherer Cell 1-CCR

	GWC-11	GWC-11
4/13/2016	<1 (D)	
6/21/2016	0.16 (J)	
8/15/2016	<1	
10/5/2016	<1	
12/1/2016	<1	
2/8/2017	<1	
4/6/2017	<1	
6/20/2017	<1	
10/5/2017	<1	
3/21/2018	<1	
10/2/2018	<1	
3/27/2019	<1	
9/11/2019	0.63 (J)	
3/18/2020	<1	
9/10/2020	<1	
4/1/2021	<1	
8/11/2021	<1	
2/16/2022	<1	
8/25/2022	<1	
2/27/2023		0.88 (J)
8/9/2023		<1
2/29/2024		<1

ND substitution: RL or RL/2 if <15% NDs.

Prediction Limit

Constituent: Sulfate (mg/L) Analysis Run 3/29/2024 12:02 PM View: Appendix III - Intrawell

Plant Scherer Data: Scherer Cell 1-CCR

	GWC-12	GWC-12
4/13/2016	<1 (D)	
6/21/2016	0.2 (J)	
8/15/2016	<1	
10/5/2016	<1	
12/1/2016	<1	
2/8/2017	<1	
4/5/2017	<1	
6/20/2017	<1	
10/5/2017	<1	
3/21/2018	<1 (D)	
10/2/2018	<1	
3/26/2019	0.49 (J)	
9/11/2019	0.5 (J)	
3/18/2020	1.3	
9/10/2020	<1	
4/1/2021	<1	
8/11/2021	<1	
2/16/2022	<1	
8/26/2022	0.77 (J)	
2/27/2023		1.2
8/9/2023		<1
2/29/2024		<1

ND substitution: RL or RL/2 if <15% NDs.

Prediction Limit

Constituent: Sulfate (mg/L) Analysis Run 3/29/2024 12:02 PM View: Appendix III - Intrawell

Plant Scherer Data: Scherer Cell 1-CCR

	GWC-13	GWC-13
4/13/2016	0.646 (JD)	
6/21/2016	0.57 (J)	
8/15/2016	<1	
10/7/2016	<1	
12/1/2016	<1	
2/9/2017	<1	
4/6/2017	<1	
6/22/2017	<1	
10/6/2017	<1	
3/22/2018	<1	
10/3/2018	<1	
3/26/2019	1.3	
9/11/2019	0.81 (J)	
3/18/2020	25 (o)	
9/10/2020	1.3	
4/6/2021	0.9 (J)	
8/11/2021	0.89 (J)	
2/16/2022	<1	
8/26/2022	1.3	
2/27/2023		1.6
8/9/2023		1.3
3/1/2024		1.2

ND substitution: RL or RL/2 if <15% NDs.

Prediction Limit

Constituent: Sulfate (mg/L) Analysis Run 3/29/2024 12:02 PM View: Appendix III - Intrawell

Plant Scherer Data: Scherer Cell 1-CCR

	GWC-14	GWC-14
4/13/2016	<1 (D)	
6/21/2016	0.16 (J)	
8/15/2016	<1	
10/4/2016	<1	
12/1/2016	<1	
2/7/2017	<1	
4/6/2017	<1	
6/20/2017	<1	
10/5/2017	<1	
3/20/2018	<1	
10/2/2018	<1	
3/26/2019	0.64 (J)	
9/11/2019	0.5 (J)	
3/18/2020	<1	
9/9/2020	<1	
4/1/2021	<1	
8/11/2021	<1	
2/16/2022	<1	
8/26/2022	0.79 (J)	
2/27/2023		1.2
8/9/2023		<1
3/1/2024		<1

ND substitution: RL or RL/2 if <15% NDs.

Prediction Limit

Constituent: Sulfate (mg/L) Analysis Run 3/29/2024 12:02 PM View: Appendix III - Intrawell

Plant Scherer Data: Scherer Cell 1-CCR

	GWC-18	GWC-18
4/11/2016	<1	
6/16/2016	<1	
8/11/2016	<1	
10/5/2016	<1	
11/29/2016	<1	
2/8/2017	<1	
4/6/2017	<1	
6/21/2017	<1	
10/5/2017	<1	
3/20/2018	<1	
10/2/2018	<1	
3/26/2019	0.39 (J)	
9/11/2019	0.61 (J)	
3/18/2020	0.62 (J)	
9/9/2020	<1	
4/1/2021	<1	
8/11/2021	<1	
2/16/2022	<1	
8/25/2022	<1	
2/28/2023		1.2
8/9/2023		<1
2/29/2024		1.8

ND substitution: RL or RL/2 if <15% NDs.

Prediction Limit

Constituent: Sulfate (mg/L) Analysis Run 3/29/2024 12:02 PM View: Appendix III - Intrawell

Plant Scherer Data: Scherer Cell 1-CCR

	GWC-19	GWC-19
4/11/2016	<1	
6/16/2016	<1	
8/11/2016	<1	
10/5/2016	<1	
11/29/2016	<1	
2/8/2017	<1	
4/5/2017	<1	
6/21/2017	<1	
10/5/2017	<1	
3/20/2018	<1	
10/2/2018	<1	
3/26/2019	<1	
9/12/2019	<1	
3/19/2020	0.64 (J)	
9/9/2020	1.2	
6/1/2021	1.9	
8/11/2021	<1	
2/16/2022	<1	
8/25/2022	<1	
2/28/2023		1.2
8/8/2023		<1
2/29/2024		<1

ND substitution: RL or RL/2 if <15% NDs.

Prediction Limit

Constituent: Sulfate (mg/L) Analysis Run 3/29/2024 12:02 PM View: Appendix III - Intrawell

Plant Scherer Data: Scherer Cell 1-CCR

	GWC-2	GWC-2
4/12/2016	0.56 (J)	
6/16/2016	<1	
8/11/2016	<1	
10/4/2016	<1	
11/30/2016	<1	
2/7/2017	<1	
4/6/2017	<1	
6/20/2017	<1	
10/4/2017	<1	
3/20/2018	<1	
10/2/2018	<1	
3/26/2019	0.99 (J)	
9/10/2019	0.63 (J)	
3/18/2020	0.59 (J)	
9/9/2020	0.59 (J)	
4/1/2021	1.1	
8/12/2021	<1	
2/15/2022	0.79 (J)	
8/26/2022	1.1	
2/27/2023		1.6
8/9/2023		0.51 (J)
3/1/2024		1.2

ND substitution: RL or RL/2 if <15% NDs.

Prediction Limit

Constituent: Sulfate (mg/L) Analysis Run 3/29/2024 12:02 PM View: Appendix III - Intrawell

Plant Scherer Data: Scherer Cell 1-CCR

	GWC-20	GWC-20
4/12/2016	<1	
6/16/2016	<1	
8/11/2016	<1	
10/5/2016	<1	
11/30/2016	<1	
2/8/2017	<1	
4/6/2017	<1	
6/21/2017	<1	
10/5/2017	<1	
3/21/2018	<1	
10/3/2018	<1	
3/26/2019	0.45 (J)	
9/12/2019	<1	
3/19/2020	0.71 (J)	
9/10/2020	<1	
6/1/2021	1.4	
8/11/2021	<1	
2/16/2022	<1	
8/25/2022	<1	
2/28/2023		1.3
8/8/2023		<1
3/1/2024		0.68 (J)

ND substitution: RL or RL/2 if <15% NDs.

Prediction Limit

Constituent: Sulfate (mg/L) Analysis Run 3/29/2024 12:02 PM View: Appendix III - Intrawell

Plant Scherer Data: Scherer Cell 1-CCR

	GWC-3	GWC-3
4/12/2016	0.419 (JD)	
6/20/2016	0.6 (J)	
8/16/2016	<1	
10/5/2016	<1	
11/30/2016	1.1	
2/8/2017	<1	
4/6/2017	<1	
6/21/2017	<1	
10/5/2017	<1	
3/21/2018	<1	
10/3/2018	<1	
3/26/2019	0.47 (J)	
9/10/2019	0.7 (J)	
3/18/2020	0.6 (J)	
9/10/2020	<1	
4/6/2021	<1	
8/12/2021	<1	
2/15/2022	0.91 (J)	
8/25/2022	0.99 (J)	
2/28/2023		4.7
5/2/2023		4.2
8/9/2023		3.6
10/4/2023		3.1 (R)
3/4/2024		10

ND substitution: RL or RL/2 if <15% NDs.

Prediction Limit

Constituent: Sulfate (mg/L) Analysis Run 3/29/2024 12:02 PM View: Appendix III - Intrawell

Plant Scherer Data: Scherer Cell 1-CCR

	GWC-4	GWC-4
4/12/2016	3.56	
6/20/2016	2.4	
8/16/2016	1.7	
10/6/2016	1.2	
11/30/2016	1.2	
2/8/2017	4.6	
4/6/2017	4.1	
6/22/2017	3.4	
10/6/2017	3	
3/21/2018	4.9	
10/3/2018	2.9	
3/26/2019	3.2	
9/10/2019	1.7	
3/19/2020	4.6	
9/10/2020	1.6	
4/2/2021		4.6
8/12/2021		3.5
2/15/2022		20
5/12/2022		33 (R)
8/25/2022		19
12/28/2022		32 (R)
2/27/2023		56
8/8/2023		53
2/29/2024		84

Prediction Limit

Constituent: Sulfate (mg/L) Analysis Run 3/29/2024 12:02 PM View: Appendix III - Intrawell

Plant Scherer Data: Scherer Cell 1-CCR

	GWC-5	GWC-5
4/19/2016	575 (o)	
6/22/2016	470	
8/16/2016	360	
10/6/2016	300	
12/1/2016	340	
2/9/2017	350	
4/6/2017	380	
6/21/2017	490	
10/5/2017	380	
3/22/2018	400	
10/3/2018	270	
3/27/2019	260	
9/11/2019	130	
3/18/2020	170	
9/9/2020	110	
4/1/2021	100	
8/12/2021	140	
2/15/2022	100	
8/25/2022	100	
2/28/2023		87
8/8/2023		79
2/29/2024		75

Prediction Limit

Constituent: Sulfate (mg/L) Analysis Run 3/29/2024 12:02 PM View: Appendix III - Intrawell

Plant Scherer Data: Scherer Cell 1-CCR

	GWC-6	GWC-6
4/12/2016	7.55	
6/20/2016	14	
8/16/2016	12	
10/6/2016	13	
11/30/2016	14	
2/9/2017	9.5	
4/6/2017	9.7	
6/21/2017	13	
10/6/2017	7.3	
3/21/2018	9.5	
10/3/2018	10	
3/26/2019	6.3	
9/11/2019	12	
3/18/2020	5.6	
9/10/2020	9.4	
6/2/2021	13	
8/11/2021	11	
2/15/2022	13	
8/25/2022	12	
2/27/2023		13
8/8/2023		6.5
2/29/2024		25

Prediction Limit

Constituent: Sulfate (mg/L) Analysis Run 3/29/2024 12:02 PM View: Appendix III - Intrawell

Plant Scherer Data: Scherer Cell 1-CCR

	GWC-7	GWC-7
4/13/2016	<1 (D)	
6/20/2016	0.36 (J)	
8/15/2016	<1	
10/6/2016	<1	
12/1/2016	<1	
2/9/2017	<1	
4/7/2017	<1	
6/22/2017	<1	
10/6/2017	<1	
3/22/2018	<1	
10/4/2018	<1	
3/27/2019	0.51 (J)	
9/11/2019	0.52 (J)	
3/19/2020	0.54 (J)	
9/10/2020	<1	
4/1/2021	<1	
8/11/2021	<1	
2/15/2022	<1	
8/25/2022	<1	
2/27/2023		1.4
8/8/2023		<1
2/29/2024		1.5

ND substitution: RL or RL/2 if <15% NDs.

Prediction Limit

Constituent: Sulfate (mg/L) Analysis Run 3/29/2024 12:02 PM View: Appendix III - Intrawell

Plant Scherer Data: Scherer Cell 1-CCR

	GWC-8A	GWC-8A
4/19/2016	32.7	
10/10/2016	33	
12/1/2016	31	
2/9/2017	34	
4/7/2017	37	
6/21/2017	35	
8/15/2017	42	
9/1/2017	40	
3/22/2018	39	
10/4/2018	30	
3/27/2019	18	
9/11/2019	32	
3/18/2020	16	
9/9/2020	11	
6/1/2021	17	
8/12/2021	27	
2/15/2022	11	
8/25/2022	22	
2/27/2023		12
8/8/2023		7.8
2/29/2024		18

Prediction Limit

Constituent: Sulfate (mg/L) Analysis Run 3/29/2024 12:02 PM View: Appendix III - Intrawell

Plant Scherer Data: Scherer Cell 1-CCR

	GWC-9	GWC-9
4/13/2016	8.66 (D)	
6/22/2016	6.3	
8/15/2016	8	
10/6/2016	10	
12/1/2016	15	
2/8/2017	13	
4/6/2017	14	
6/21/2017	11	
10/5/2017	10	
3/21/2018	12	
10/2/2018	8.2	
3/27/2019	6.8	
9/11/2019	9.6	
3/18/2020	6.9	
9/9/2020	8.4	
4/1/2021	9.7	
8/12/2021	9.7	
2/15/2022	7.2	
8/25/2022	19	
2/27/2023		13
8/8/2023		13
3/1/2024		17

Prediction Limit

Constituent: Total Dissolved Solids (mg/L) Analysis Run 3/29/2024 12:02 PM View: Appendix III - Intrawell

Plant Scherer Data: Scherer Cell 1-CCR

	GWA-15	GWA-15
4/6/2016	38	
6/15/2016	<10	
8/10/2016	56	
10/4/2016	48	
11/30/2016	46	
2/7/2017	18	
4/4/2017	32	
6/20/2017	38	
10/4/2017	42	
3/20/2018	20 (JX)	
10/2/2018	48	
3/26/2019	45	
9/10/2019	42	
3/18/2020	43	
9/9/2020	<10	
4/1/2021	55	
8/11/2021	55	
2/15/2022	42	
8/25/2022	86	
2/28/2023		50
8/3/2023		53
3/4/2024		41

ND substitution: RL or RL/2 if <15% NDs.

Prediction Limit

Constituent: Total Dissolved Solids (mg/L) Analysis Run 3/29/2024 12:02 PM View: Appendix III - Intrawell

Plant Scherer Data: Scherer Cell 1-CCR

	GWA-16	GWA-16
4/6/2016	84	
6/15/2016	139	
8/10/2016	80	
10/4/2016	62	
11/29/2016	110	
2/7/2017	70	
4/4/2017	120	
6/20/2017	76	
10/5/2017	110	
3/20/2018	110	
10/2/2018	110	
3/26/2019	100	
9/10/2019	75	
3/18/2020	93	
9/9/2020	66	
4/1/2021	100	
8/11/2021	100	
2/15/2022	99	
8/25/2022	130	
2/28/2023		110
8/3/2023		110
2/28/2024		100

Prediction Limit

Constituent: Total Dissolved Solids (mg/L) Analysis Run 3/29/2024 12:02 PM View: Appendix III - Intrawell

Plant Scherer Data: Scherer Cell 1-CCR

	GWA-17	GWA-17
4/6/2016	61	
6/15/2016	113	
8/10/2016	74	
10/5/2016	44	
11/29/2016	58	
2/7/2017	4 (J)	
4/4/2017	78	
6/20/2017	50	
10/5/2017	64	
3/20/2018	90	
10/2/2018	90	
3/26/2019	82	
9/10/2019	51	
3/18/2020	75	
9/9/2020	64	
4/1/2021	68	
8/11/2021	94	
2/15/2022	79	
8/24/2022	110	
2/28/2023		94
8/3/2023		85
2/28/2024		85

Prediction Limit

Constituent: Total Dissolved Solids (mg/L) Analysis Run 3/29/2024 12:02 PM View: Appendix III - Intrawell

Plant Scherer Data: Scherer Cell 1-CCR

	GWC-1	GWC-1
4/12/2016	147	
6/16/2016	150	
8/11/2016	110	
10/4/2016	140	
11/30/2016	130	
2/7/2017	130	
4/5/2017	130	
6/20/2017	120	
10/4/2017	130	
3/20/2018	110	
10/2/2018	140	
3/26/2019	150	
9/10/2019	130	
3/18/2020	130	
9/9/2020	120	
4/1/2021	120	
8/18/2021	150	
2/15/2022	120	
8/24/2022	160	
2/27/2023		160
8/9/2023		140
3/1/2024		150

Prediction Limit

Constituent: Total Dissolved Solids (mg/L) Analysis Run 3/29/2024 12:02 PM View: Appendix III - Intrawell

Plant Scherer Data: Scherer Cell 1-CCR

	GWC-10	GWC-10
4/13/2016	103 (D)	
6/21/2016	214 (O)	
8/15/2016	130	
10/5/2016	84	
12/1/2016	130	
2/8/2017	130	
4/6/2017	130	
6/21/2017	120	
10/5/2017	140	
3/21/2018	120	
10/2/2018	150	
3/27/2019	140	
9/11/2019	110	
3/18/2020	140	
9/9/2020	160	
4/1/2021	140	
8/17/2021	160	
2/15/2022	150	
8/25/2022	170	
2/21/2023		150
8/9/2023		140
3/1/2024		150

Prediction Limit

Constituent: Total Dissolved Solids (mg/L) Analysis Run 3/29/2024 12:02 PM View: Appendix III - Intrawell

Plant Scherer Data: Scherer Cell 1-CCR

	GWC-11	GWC-11
4/13/2016	99 (D)	
6/21/2016	293 (o)	
8/15/2016	90	
10/5/2016	70	
12/1/2016	120	
2/8/2017	86	
4/6/2017	130	
6/20/2017	86	
10/5/2017	94	
3/21/2018	100	
10/2/2018	120	
3/27/2019	100	
9/11/2019	94	
3/18/2020	100	
9/10/2020	95	
4/1/2021	90	
8/11/2021	120	
2/16/2022	79	
8/25/2022	130	
2/27/2023		120
8/9/2023		98
2/29/2024		110

Prediction Limit

Constituent: Total Dissolved Solids (mg/L) Analysis Run 3/29/2024 12:02 PM View: Appendix III - Intrawell

Plant Scherer Data: Scherer Cell 1-CCR

	GWC-12	GWC-12
4/13/2016	<5 (D)	
6/21/2016	110	
8/15/2016	<5	
10/5/2016	<5	
12/1/2016	16	
2/8/2017	12	
4/5/2017	18	
6/20/2017	<5	
10/5/2017	28	
3/21/2018	28 (JX)	
10/2/2018	38	
3/26/2019	29	
9/11/2019	14	
3/18/2020	26	
9/10/2020	13	
4/1/2021	17	
8/11/2021	18	
2/16/2022	16	
8/26/2022	29	
2/27/2023		39
8/9/2023		27
2/29/2024		32

ND substitution: RL or RL/2 if <15% NDs.

Prediction Limit

Constituent: Total Dissolved Solids (mg/L) Analysis Run 3/29/2024 12:02 PM View: Appendix III - Intrawell

Plant Scherer Data: Scherer Cell 1-CCR

	GWC-13	GWC-13
4/13/2016	60 (D)	
6/21/2016	195 (O)	
8/15/2016	42	
10/7/2016	24	
12/1/2016	68	
2/9/2017	56	
4/6/2017	68	
6/22/2017	56	
10/6/2017	90	
3/22/2018	76	
10/3/2018	22	
3/26/2019	59	
9/11/2019	33	
3/18/2020	100	
9/10/2020	60	
4/6/2021	55	
8/11/2021	75	
2/16/2022	55	
8/26/2022	84	
2/27/2023		87
8/9/2023		74
3/1/2024		74

Prediction Limit

Constituent: Total Dissolved Solids (mg/L) Analysis Run 3/29/2024 12:02 PM View: Appendix III - Intrawell

Plant Scherer Data: Scherer Cell 1-CCR

	GWC-14	GWC-14
4/13/2016	56 (D)	
6/21/2016	68	
8/15/2016	46	
10/4/2016	60	
12/1/2016	70	
2/7/2017	40	
4/6/2017	74	
6/20/2017	34	
10/5/2017	98	
3/20/2018	42	
10/2/2018	40	
3/26/2019	60	
9/11/2019	26	
3/18/2020	57	
9/9/2020	54	
4/1/2021	43	
8/11/2021	71	
2/16/2022	46	
8/26/2022	91	
2/27/2023		70
8/9/2023		64
3/1/2024		63

Prediction Limit

Constituent: Total Dissolved Solids (mg/L) Analysis Run 3/29/2024 12:02 PM View: Appendix III - Intrawell

Plant Scherer Data: Scherer Cell 1-CCR

	GWC-18	GWC-18
4/11/2016	89	
6/16/2016	88	
8/11/2016	52	
10/5/2016	76	
11/29/2016	72	
2/8/2017	74	
4/6/2017	84	
6/21/2017	88	
10/5/2017	110	
3/20/2018	92	
10/2/2018	100	
3/26/2019	94	
9/11/2019	77	
3/18/2020	92	
9/9/2020	77	
4/1/2021	62	
8/11/2021	98	
2/16/2022	70	
8/25/2022	130	
2/28/2023		100
8/9/2023		95
2/29/2024		96

Prediction Limit

Constituent: Total Dissolved Solids (mg/L) Analysis Run 3/29/2024 12:02 PM View: Appendix III - Intrawell

Plant Scherer Data: Scherer Cell 1-CCR

	GWC-19	GWC-19
4/11/2016	99	
6/16/2016	102	
8/11/2016	38	
10/5/2016	26	
11/29/2016	82	
2/8/2017	78	
4/5/2017	100	
6/21/2017	100	
10/5/2017	100	
3/20/2018	100	
10/2/2018	130	
3/26/2019	100	
9/12/2019	70	
3/19/2020	110	
9/9/2020	120	
6/1/2021	130	
8/11/2021	120	
2/16/2022	110	
8/25/2022	150	
2/28/2023		130
8/8/2023		130
2/29/2024		130

Prediction Limit

Constituent: Total Dissolved Solids (mg/L) Analysis Run 3/29/2024 12:02 PM View: Appendix III - Intrawell

Plant Scherer Data: Scherer Cell 1-CCR

	GWC-2	GWC-2
4/12/2016	93	
6/16/2016	130	
8/11/2016	92	
10/4/2016	120	
11/30/2016	130	
2/7/2017	36	
4/6/2017	150	
6/20/2017	92	
10/4/2017	120	
3/20/2018	120	
10/2/2018	140	
3/26/2019	130	
9/10/2019	140	
3/18/2020	140	
9/9/2020	110	
4/1/2021	120	
8/12/2021	130	
2/15/2022	120	
8/26/2022	180	
2/27/2023		140
8/9/2023		120
3/1/2024		140

Prediction Limit

Constituent: Total Dissolved Solids (mg/L) Analysis Run 3/29/2024 12:02 PM View: Appendix III - Intrawell

Plant Scherer Data: Scherer Cell 1-CCR

	GWC-20	GWC-20
4/12/2016	104	
6/16/2016	111	
8/11/2016	70	
10/5/2016	92	
11/30/2016	92	
2/8/2017	98	
4/6/2017	92	
6/21/2017	100	
10/5/2017	130	
3/21/2018	100	
10/3/2018	130	
3/26/2019	110	
9/12/2019	84	
3/19/2020	120	
9/10/2020	110	
6/1/2021	120	
8/11/2021	110	
2/16/2022	110	
8/25/2022	140	
2/28/2023		120
8/8/2023		130
3/1/2024		130

Prediction Limit

Constituent: Total Dissolved Solids (mg/L) Analysis Run 3/29/2024 12:02 PM View: Appendix III - Intrawell

Plant Scherer Data: Scherer Cell 1-CCR

	GWC-3	GWC-3
4/12/2016	92 (D)	
6/20/2016	78	
8/16/2016	76	
10/5/2016	64	
11/30/2016	82	
2/8/2017	92	
4/6/2017	88	
6/21/2017	88	
10/5/2017	86	
3/21/2018	98	
10/3/2018	60	
3/26/2019	86	
9/10/2019	66	
3/18/2020	72	
9/10/2020	59	
4/6/2021	81	
8/12/2021	89	
2/15/2022	53	
8/25/2022	110	
2/28/2023		72
8/9/2023		88
3/4/2024		99

Prediction Limit

Constituent: Total Dissolved Solids (mg/L) Analysis Run 3/29/2024 12:02 PM View: Appendix III - Intrawell

Plant Scherer Data: Scherer Cell 1-CCR

	GWC-4	GWC-4
4/12/2016	80	
6/20/2016	111	
8/16/2016	100	
10/6/2016	110	
11/30/2016	110	
2/8/2017	120	
4/6/2017	130	
6/22/2017	110	
10/6/2017	120	
3/21/2018	160	
10/3/2018	120	
3/26/2019	130	
9/10/2019	93	
3/19/2020	130	
9/10/2020	130	
4/2/2021	150	
8/12/2021	130	
2/15/2022	140	
8/25/2022	170	
2/27/2023		240
5/2/2023		290
8/8/2023		220
2/29/2024		260

Prediction Limit

Constituent: Total Dissolved Solids (mg/L) Analysis Run 3/29/2024 12:02 PM View: Appendix III - Intrawell

Plant Scherer Data: Scherer Cell 1-CCR

	GWC-5	GWC-5
4/19/2016	1290	
6/22/2016	1060	
8/16/2016	880	
10/6/2016	820	
12/1/2016	900	
2/9/2017	940	
4/6/2017	1100	
6/21/2017	1200	
10/5/2017	950	
3/22/2018	1000	
10/3/2018	620	
3/27/2019	580	
9/11/2019	310	
3/18/2020	430	
9/9/2020	270	
4/1/2021	260	
8/12/2021	370	
2/15/2022	290	
8/25/2022	290	
2/28/2023		240
8/8/2023		230
2/29/2024		190

Prediction Limit

Constituent: Total Dissolved Solids (mg/L) Analysis Run 3/29/2024 12:02 PM View: Appendix III - Intrawell

Plant Scherer Data: Scherer Cell 1-CCR

	GWC-6	GWC-6
4/12/2016	138	
6/20/2016	154	
8/16/2016	140	
10/6/2016	150	
11/30/2016	160	
2/9/2017	160	
4/6/2017	140	
6/21/2017	150	
10/6/2017	160	
3/21/2018	170	
10/3/2018	120	
3/26/2019	130	
9/11/2019	120	
3/18/2020	140	
9/10/2020	140	
6/2/2021	140	
8/11/2021	160	
2/15/2022	140	
8/25/2022	170	
2/27/2023		150
8/8/2023		110
2/29/2024		160

Prediction Limit

Constituent: Total Dissolved Solids (mg/L) Analysis Run 3/29/2024 12:02 PM View: Appendix III - Intrawell

Plant Scherer Data: Scherer Cell 1-CCR

	GWC-7	GWC-7
4/13/2016	130 (D)	
6/20/2016	116	
8/15/2016	92	
10/6/2016	110	
12/1/2016	140	
2/9/2017	120	
4/7/2017	120	
6/22/2017	100	
10/6/2017	140	
3/22/2018	130	
10/4/2018	110	
3/27/2019	120	
9/11/2019	100	
3/19/2020	98	
9/10/2020	120	
4/1/2021	110	
8/11/2021	130	
2/15/2022	140	
8/25/2022	150	
2/27/2023		140
8/8/2023		130
2/29/2024		130

Prediction Limit

Constituent: Total Dissolved Solids (mg/L) Analysis Run 3/29/2024 12:02 PM View: Appendix III - Intrawell

Plant Scherer Data: Scherer Cell 1-CCR

	GWC-8A	GWC-8A
4/19/2016	179	
10/10/2016	110 (O)	
12/1/2016	170	
2/9/2017	180	
4/7/2017	200	
6/21/2017	190	
8/15/2017	190	
9/1/2017	160	
3/22/2018	220	
10/17/2018	170	
3/27/2019	300	
9/11/2019	210	
3/18/2020	300	
9/9/2020	360	
6/1/2021	340	
8/12/2021	240	
2/15/2022	330	
8/25/2022	270	
2/27/2023		340
8/8/2023		910
10/4/2023		240 (R)
2/29/2024		270

Prediction Limit

Constituent: Total Dissolved Solids (mg/L) Analysis Run 3/29/2024 12:02 PM View: Appendix III - Intrawell

Plant Scherer Data: Scherer Cell 1-CCR

	GWC-9	GWC-9
4/13/2016	135 (D)	
6/22/2016	199	
8/15/2016	120	
10/6/2016	140	
12/1/2016	160	
2/8/2017	130	
4/6/2017	140	
6/21/2017	150	
10/5/2017	170	
3/21/2018	160	
10/2/2018	34	
3/27/2019	140	
9/11/2019	130	
3/18/2020	130	
9/9/2020	150	
4/1/2021	120	
8/12/2021	150	
2/15/2022	140	
8/25/2022	180	
2/27/2023		170
8/8/2023		150
3/1/2024		160

FIGURE F.

Appendix I Interwell Prediction Limits - Two-Step - Significant Results

Plant Scherer Data: Scherer Cell 1-CCR Printed 3/29/2024, 11:50 AM

Constituent	Well	Upper Lim.	Lower Lim.	Date	Observ.	Sig.	Bg N	Bg Mean	Std. Dev.	%NDs	ND Adj.	Transform	Alpha	Method
Barium, Total (mg/L)	**GWC-4**	**0.051**	**n/a**	**2/29/2024**	**0.1**	**Yes**	**108**	**n/a**	**n/a**	**1.852**	**n/a**	**n/a**	**0.0001684**	**NP Inter (normality) 1 of 2**
Nickel (mg/L)	**GWC-10**	**0.00202**	**n/a**	**3/1/2024**	**0.0048**	**Yes**	**92**	**n/a**	**n/a**	**83.7**	**n/a**	**n/a**	**0.0002259**	**NP Inter (NDs) 1 of 2**
Nickel (mg/L)	**GWC-14**	**0.00202**	**n/a**	**3/1/2024**	**0.0081**	**Yes**	**92**	**n/a**	**n/a**	**83.7**	**n/a**	**n/a**	**0.0002259**	**NP Inter (NDs) 1 of 2**
Zinc (mg/L)	**GWC-14**	**0.0084**	**n/a**	**3/1/2024**	**0.024**	**Yes**	**93**	**n/a**	**n/a**	**93.55**	**n/a**	**n/a**	**0.0002216**	**NP Inter (NDs) 1 of 2**

Appendix I Interwell Prediction Limits - Two-Step - All Results

Plant Scherer Data: Scherer Cell 1-CCR Printed 3/29/2024, 11:50 AM

Constituent	Well	Upper Lim.	Lower Lim.	Date	Observ.	Sig.	Bg N	Bg Mean	Std. Dev.	%NDs	ND Adj.	Transform	Alpha	Method
Barium, Total (mg/L)	GWC-10	0.051	n/a	3/1/2024	0.036	No	108	n/a	n/a	1.852	n/a	n/a	0.0001684	NP Inter (normality) 1 of 2
Barium, Total (mg/L)	GWC-14	0.051	n/a	3/1/2024	0.012	No	108	n/a	n/a	1.852	n/a	n/a	0.0001684	NP Inter (normality) 1 of 2
Barium, Total (mg/L)	GWC-19	0.051	n/a	2/29/2024	0.033	No	108	n/a	n/a	1.852	n/a	n/a	0.0001684	NP Inter (normality) 1 of 2
Barium, Total (mg/L)	GWC-20	0.051	n/a	3/1/2024	0.036	No	108	n/a	n/a	1.852	n/a	n/a	0.0001684	NP Inter (normality) 1 of 2
Barium, Total (mg/L)	**GWC-4**	**0.051**	**n/a**	**2/29/2024**	**0.1**	**Yes**	**108**	**n/a**	**n/a**	**1.852**	**n/a**	**n/a**	**0.0001684**	**NP Inter (normality) 1 of 2**
Nickel (mg/L)	**GWC-10**	**0.00202**	**n/a**	**3/1/2024**	**0.0048**	**Yes**	**92**	**n/a**	**n/a**	**83.7**	**n/a**	**n/a**	**0.0002259**	**NP Inter (NDs) 1 of 2**
Nickel (mg/L)	**GWC-14**	**0.00202**	**n/a**	**3/1/2024**	**0.0081**	**Yes**	**92**	**n/a**	**n/a**	**83.7**	**n/a**	**n/a**	**0.0002259**	**NP Inter (NDs) 1 of 2**
Zinc (mg/L)	**GWC-14**	**0.0084**	**n/a**	**3/1/2024**	**0.024**	**Yes**	**93**	**n/a**	**n/a**	**93.55**	**n/a**	**n/a**	**0.0002216**	**NP Inter (NDs) 1 of 2**

Sanitas™ v.10.0.16b Software licensed to . UG
Hollow symbols indicate censored values.
Exceeds Limit: GWC-4

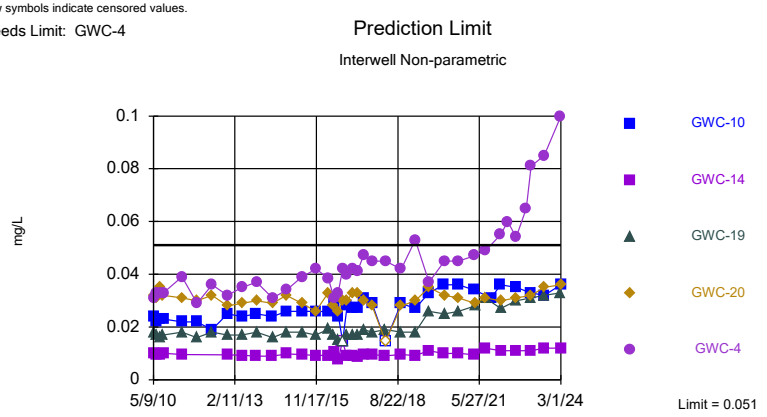

Non-parametric test used in lieu of parametric prediction limit because the Chi Squared normality test showed the data to be non-normal at the 0.01 alpha level. Limit is highest of 108 background values. 1.852% NDs. Annual per-constituent alpha = 0.005708. Individual comparison alpha = 0.0001684 (1 of 2). Comparing 5 points to limit. Assumes 12 future values.

Constituent: Barium, Total Analysis Run 3/29/2024 11:49 AM View: Appendix I - Exceedances
Plant Scherer Data: Scherer Cell 1-CCR

Sanitas™ v.10.0.16b Software licensed to . UG
Hollow symbols indicate censored values.
Exceeds Limit: GWC-10, GWC-14

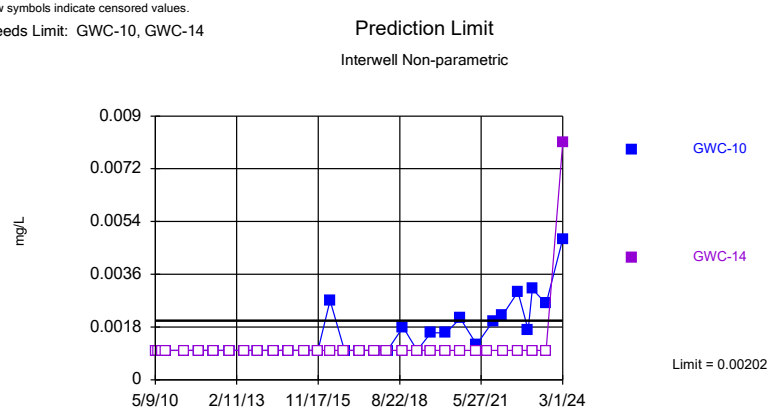

Non-parametric test used in lieu of parametric prediction limit because censored data exceeded 50%. Limit is highest of 92 background values. 83.7% NDs. Annual per-constituent alpha = 0.007652. Individual comparison alpha = 0.0002259 (1 of 2). Comparing 2 points to limit. Assumes 15 future values.

Constituent: Nickel Analysis Run 3/29/2024 11:49 AM View: Appendix I - Exceedances
Plant Scherer Data: Scherer Cell 1-CCR

Sanitas™ v.10.0.16b Software licensed to . UG
Hollow symbols indicate censored values.
Exceeds Limit: GWC-14

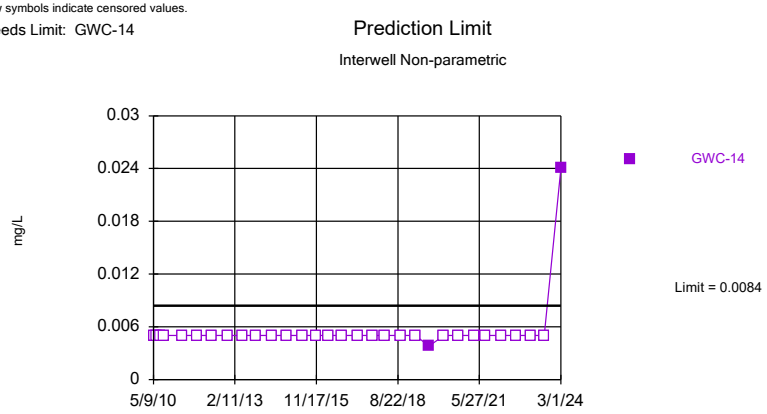

Non-parametric test used in lieu of parametric prediction limit because censored data exceeded 50%. Limit is highest of 93 background values. 93.55% NDs. Annual per-constituent alpha = 0.007505. Individual comparison alpha = 0.0002216 (1 of 2). Assumes 16 future values.

Constituent: Zinc Analysis Run 3/29/2024 11:49 AM View: Appendix I - Exceedances
Plant Scherer Data: Scherer Cell 1-CCR

Prediction Limit

Constituent: Barium, Total (mg/L) Analysis Run 3/29/2024 11:50 AM View: Appendix I - Exceedances

Plant Scherer Data: Scherer Cell 1-CCR

	GWA-17 (bg)	GWA-15 (bg)	GWC-14	GWA-16 (bg)	GWC-10	GWC-20	GWC-19	GWC-4
5/8/2010	0.048 (J)							
5/9/2010		0.01 (J)	0.01 (J)	0.031 (J)				
5/10/2010					0.024 (J)			
5/11/2010						0.032 (J)	0.018 (J)	0.031 (J)
6/16/2010	0.044 (J)			0.029 (J)	0.022 (J)		0.017 (J)	
6/17/2010						0.031 (J)		0.033 (J)
6/18/2010		0.01 (J)	0.0097 (J)					
7/26/2010	0.042 (J)							
7/27/2010				0.029 (J)		0.035 (J)	0.016 (J)	
7/28/2010		0.011 (J)	0.0096 (J)		0.023 (J)			0.033 (J)
9/7/2010	0.04 (J)			0.028 (J)		0.032 (J)	0.017 (J)	
9/8/2010					0.023 (J)			0.033 (J)
9/9/2010		0.011 (J)	0.01 (J)					
4/28/2011								0.039 (J)
4/29/2011	0.038 (J)			0.026 (J)	0.022 (J)	0.031 (J)	0.018 (J)	
4/30/2011		0.0091 (J)	0.0096 (J)					
10/27/2011					0.022			
10/28/2011	0.034	0.0096 (J)	0.0064 (O)	0.025		0.03	0.016	
10/29/2011								0.029
5/2/2012	0.03	0.012		0.025			0.018	
5/3/2012			0.0054 (O)			0.032		0.036
5/4/2012					0.019			
11/9/2012	0.039 (V)	0.012 (V)		0.028 (V)			0.017 (V)	
11/10/2012			0.0094 (J)			0.028 (V)		0.032 (V)
11/11/2012					0.025 (V)			
5/8/2013	0.034	0.01	0.0093 (J)	0.029				
5/9/2013					0.024	0.029	0.017	
5/10/2013								0.035
11/5/2013		0.0098 (J)	0.009 (J)		0.025			
11/6/2013	0.032			0.026		0.03 (V)	0.018 (V)	0.037
5/20/2014	0.03	0.0081 (J)	0.009 (J)	0.025				
5/21/2014					0.024			
5/22/2014						0.029	0.016	0.031
11/8/2014	0.031			0.026			0.018	
11/9/2014						0.032		0.034
11/12/2014		0.0098 (J)	0.0098 (J)		0.026			
5/22/2015	0.033	0.0088 (J)		0.026				0.039
5/23/2015					0.026		0.018	
5/24/2015			0.0096 (J)			0.029		
11/9/2015	0.034			0.024				
11/10/2015						0.026	0.017	
11/11/2015		0.011	0.0092 (J)					0.042
11/12/2015					0.026			
4/6/2016	0.0347	0.00959 (J)		0.026				
4/11/2016							0.0191	
4/12/2016						0.033		0.0386
4/13/2016			0.00929 (JD)		0.0258 (D)			
6/15/2016	0.029	0.0091 (J)		0.023				
6/16/2016						0.028	0.017	
6/20/2016								0.031
6/21/2016			0.0106		0.0286			
8/10/2016	0.027	0.009		0.022				

Prediction Limit

Constituent: Barium, Total (mg/L) Analysis Run 3/29/2024 11:50 AM View: Appendix I - Exceedances

Plant Scherer Data: Scherer Cell 1-CCR

	GWA-17 (bg)	GWA-15 (bg)	GWC-14	GWA-16 (bg)	GWC-10	GWC-20	GWC-19	GWC-4
8/11/2016						0.026	0.015	
8/12/2016								0.033
8/15/2016			0.0077		0.024			
10/4/2016		<0.029	<0.029	0.024				
10/5/2016	<0.029				<0.029	0.03	<0.029	
10/6/2016								0.042
11/29/2016	0.024			0.023			0.017	
11/30/2016		0.011				0.03		0.04
12/1/2016			0.0089		0.028			
2/7/2017	0.029	0.0099	0.0089	0.024				
2/8/2017					0.027	0.033	0.017	0.042
4/4/2017	0.03	0.0092		0.022				
4/5/2017							0.017	
4/6/2017			0.0085		0.027	0.033		0.041
6/20/2017	0.036	0.0099	0.0097	0.025				
6/21/2017					0.031	0.03	0.019	
6/22/2017								0.047
10/4/2017		0.0098						
10/5/2017	0.027		0.0096	0.023	0.029	0.028	0.018	
10/6/2017								0.045
3/20/2018	0.027	0.01	0.0091	0.023			0.019	
3/21/2018					<0.029 (X)	<0.029 (X)		0.045
10/2/2018	0.027	0.0099	0.0096	0.023	0.029		0.018	
10/3/2018						0.028		0.042
3/26/2019	0.031	0.0099	0.0092	0.024		0.03	0.018	0.053
3/27/2019					0.027			
9/10/2019	0.051	0.011		0.039				0.037
9/11/2019			0.011		0.033			
9/12/2019						0.035	0.026	
3/18/2020	0.031	0.01	0.0099 (J)	0.027	0.036			
3/19/2020						0.032	0.025	0.045
9/9/2020	0.033	0.01	0.01	0.024	0.036		0.026	
9/10/2020						0.031		0.045
4/1/2021	0.029	0.0092 (J)	0.0095 (J)	0.024	0.034			
4/2/2021								0.047
4/5/2021						0.029	0.028	
8/11/2021	0.029	0.01	0.012	0.023		0.031	0.031	
8/12/2021								0.049
10/18/2021					0.031			
2/15/2022	0.031	0.012		0.024	0.036			0.055
2/16/2022			0.011			0.03	0.027	
5/12/2022								0.06 (R)
8/24/2022	0.031							
8/25/2022		0.012		0.025	0.035	0.031	0.03	0.054
8/26/2022			0.011					
12/28/2022								0.065 (R)
2/21/2023					0.033			
2/27/2023			0.011					0.081
2/28/2023	0.03	0.01		0.025		0.032	0.031	
8/3/2023	0.027	0.01		0.026				
8/8/2023						0.035	0.032	0.085
8/9/2023			0.012		0.032			

ND substitution: RL or RL/2 if <15% NDs.

Prediction Limit

Constituent: Barium, Total (mg/L) Analysis Run 3/29/2024 11:50 AM View: Appendix I - Exceedances

Plant Scherer Data: Scherer Cell 1-CCR

	GWA-17 (bg)	GWA-15 (bg)	GWC-14	GWA-16 (bg)	GWC-10	GWC-20	GWC-19	GWC-4
2/28/2024	0.032			0.03				
2/29/2024							0.033	0.1
3/1/2024			0.012		0.036	0.036		
3/4/2024		0.01						

Prediction Limit

Constituent: Nickel (mg/L) Analysis Run 3/29/2024 11:50 AM View: Appendix I - Exceedances

Plant Scherer Data: Scherer Cell 1-CCR

	GWA-17 (bg)	GWA-15 (bg)	GWC-14	GWA-16 (bg)	GWC-10
5/8/2010	<0.001				
5/9/2010		<0.001	<0.001	<0.001	
5/10/2010					<0.001
6/16/2010	<0.001			<0.001	<0.001
6/18/2010		<0.001	<0.001		
7/26/2010	<0.001				
7/27/2010				<0.001	
7/28/2010		<0.001	<0.001		<0.001
9/7/2010	<0.001			<0.001	
9/8/2010					<0.001
9/9/2010		<0.001	<0.001		
4/29/2011	<0.001			<0.001	<0.001
4/30/2011		<0.001	<0.001		
10/27/2011					<0.001
10/28/2011	<0.001	<0.001	<0.001	<0.001	
5/2/2012	<0.001	<0.001		<0.001	
5/3/2012			<0.001		
5/4/2012					<0.001
11/9/2012	<0.001	<0.001		<0.001	
11/10/2012			<0.001		
11/11/2012					<0.001
5/8/2013	<0.001	<0.001	<0.001	<0.001	
5/9/2013					<0.001
11/5/2013		<0.001	<0.001		<0.001
11/6/2013	<0.001			<0.001	
5/20/2014	<0.001	<0.001	<0.001	<0.001	
5/21/2014					<0.001
11/8/2014	<0.001			<0.001	
11/12/2014		<0.001	<0.001		<0.001
5/22/2015	<0.001	<0.001		<0.001	
5/23/2015					<0.001
5/24/2015			<0.001		
11/9/2015	<0.001			<0.001	
11/11/2015		<0.001	<0.001		
11/12/2015					<0.001
4/6/2016	<0.001	0.00202 (J)		<0.001	
4/13/2016			<0.001 (D)		0.00271
10/4/2016		<0.001	<0.001	<0.001	
10/5/2016	<0.001				<0.001
4/4/2017	<0.001	<0.001		<0.001	
4/6/2017			<0.001		<0.001
10/4/2017		<0.001			
10/5/2017	<0.001		<0.001	<0.001	<0.001
3/20/2018	<0.001	<0.001 (D)	<0.001	0.04 (O)	
3/21/2018					<0.001
10/2/2018	<0.001	<0.001	<0.001	<0.001	0.0018 (J)
3/26/2019	<0.001	<0.001	<0.001	<0.001	
3/27/2019					<0.001
9/10/2019	0.0012	0.00081 (J)		0.00037 (J)	
9/11/2019			<0.001		0.0016
3/18/2020	<0.001	0.00043 (J)	<0.001	<0.001	0.0016
9/9/2020	0.00048 (J)	0.00069 (J)	<0.001	<0.001	0.0021

ND substitution: RL or RL/2 if <15% NDs.

Prediction Limit

Constituent: Nickel (mg/L) Analysis Run 3/29/2024 11:50 AM View: Appendix I - Exceedances

Plant Scherer Data: Scherer Cell 1-CCR

	GWA-17 (bg)	GWA-15 (bg)	GWC-14	GWA-16 (bg)	GWC-10
4/1/2021	0.0004 (J)	0.00049 (J)	<0.001	<0.001	0.0012
8/11/2021	<0.001	0.00051 (J)	<0.001	<0.001	
10/18/2021					0.002
2/15/2022	<0.001	0.00065 (J)		<0.001	0.0022
2/16/2022			<0.001		
8/24/2022	0.00082 (J)				
8/25/2022		0.001		<0.001	0.003
8/26/2022			<0.001		
12/28/2022					0.0017 (R)
2/21/2023					0.0031
2/27/2023			<0.001		
2/28/2023	<0.001	0.00057 (J)		<0.001	
8/3/2023	<0.001	0.00099 (J)		<0.001	
8/9/2023			<0.001		0.0026
2/28/2024	<0.001			<0.001	
3/1/2024			0.0081		0.0048
3/4/2024		<0.001			

ND substitution: RL or RL/2 if <15% NDs.

Prediction Limit

Constituent: Zinc (mg/L) Analysis Run 3/29/2024 11:50 AM View: Appendix I - Exceedances

Plant Scherer Data: Scherer Cell 1-CCR

	GWA-17 (bg)	GWA-15 (bg)	GWA-16 (bg)	GWC-14
5/8/2010	<0.005			
5/9/2010		<0.005	<0.005	<0.005
6/16/2010	<0.005		<0.005	
6/18/2010		<0.005		<0.005
7/26/2010	<0.005			
7/27/2010			<0.005	
7/28/2010		<0.005		<0.005
9/7/2010	<0.005		<0.005	
9/9/2010		<0.005		<0.005
4/29/2011	<0.005		<0.005	
4/30/2011		<0.005		<0.005
10/28/2011	<0.005	<0.005	<0.005	<0.005
5/2/2012	<0.005	<0.005	<0.005	
5/3/2012				<0.005
11/9/2012	<0.005	<0.005	<0.005	
11/10/2012				<0.005
5/8/2013	<0.005	<0.005	<0.005	<0.005
11/5/2013		<0.005		<0.005
11/6/2013	<0.005		<0.005	
5/20/2014	<0.005	<0.005	<0.005	<0.005
11/8/2014	<0.005		<0.005	
11/12/2014		<0.005		<0.005
5/22/2015	<0.005	<0.005	<0.005	
5/24/2015				<0.005
11/9/2015	<0.005		<0.005	
11/11/2015		<0.005		<0.005
4/6/2016	0.00274 (J)	<0.005	<0.005	
4/13/2016				<0.005 (D)
10/4/2016		<0.005	<0.005	<0.005
10/5/2016	0.0073 (J)			
4/4/2017	<0.005	<0.005	<0.005	
4/6/2017				<0.005
10/4/2017		<0.005		
10/5/2017	<0.005		<0.005	<0.005
3/20/2018	<0.005	<0.005 (D)	<0.005	<0.005
10/2/2018	<0.005	<0.005	<0.005	<0.005
3/26/2019	<0.005	<0.005	<0.005	<0.005
9/10/2019	0.0084	0.006	0.0047 (J)	
9/11/2019				0.0038 (J)
3/18/2020	<0.005	<0.005	<0.005	<0.005
9/9/2020	<0.005	<0.005	<0.005	<0.005
4/1/2021	<0.005	<0.005	<0.005	<0.005
8/11/2021	<0.005	<0.005	<0.005	<0.005
2/15/2022	<0.005	<0.005	<0.005	
2/16/2022				<0.005
8/24/2022	<0.005			
8/25/2022		<0.005	<0.005	
8/26/2022				<0.005
2/27/2023				<0.005
2/28/2023	<0.005	<0.005	<0.005	
8/3/2023	<0.005	<0.005	0.0035 (J)	
8/9/2023				<0.005

ND substitution: RL or RL/2 if <15% NDs.

Prediction Limit

Constituent: Zinc (mg/L) Analysis Run 3/29/2024 11:50 AM View: Appendix I - Exceedances

Plant Scherer Data: Scherer Cell 1-CCR

	GWA-17 (bg)	GWA-15 (bg)	GWA-16 (bg)	GWC-14
2/28/2024	<0.005		<0.005	
3/1/2024				0.024
3/4/2024		<0.005		

ND substitution: RL or RL/2 if <15% NDs.

FIGURE G.

Appendix III Interwell Prediction Limits - Two-Step - Significant Results

Plant Scherer Data: Scherer Cell 1-CCR Printed 3/29/2024, 12:41 PM

Constituent	Well	Upper Lim.	Lower Lim.	Date	Observ.	Sig.	Bg N	Bg Mean	Std. Dev.	%NDs	ND Adj.	Transform	Alpha	Method
Calcium (mg/L)	GWC-19	15	n/a	2/29/2024	19	Yes	66	n/a	n/a	0	n/a	n/a	0.0004314	NP Inter (normality) 1 of 2
Calcium (mg/L)	GWC-20	15	n/a	3/1/2024	17	Yes	66	n/a	n/a	0	n/a	n/a	0.0004314	NP Inter (normality) 1 of 2
Calcium (mg/L)	GWC-4	15	n/a	2/29/2024	31	Yes	66	n/a	n/a	0	n/a	n/a	0.0004314	NP Inter (normality) 1 of 2
Calcium (mg/L)	GWC-6	15	n/a	2/29/2024	20	Yes	66	n/a	n/a	0	n/a	n/a	0.0004314	NP Inter (normality) 1 of 2
Calcium (mg/L)	GWC-7	15	n/a	2/29/2024	17	Yes	66	n/a	n/a	0	n/a	n/a	0.0004314	NP Inter (normality) 1 of 2
Calcium (mg/L)	GWC-8A	15	n/a	2/29/2024	49	Yes	66	n/a	n/a	0	n/a	n/a	0.0004314	NP Inter (normality) 1 of 2
Chloride (mg/L)	GWC-4	7.2	n/a	2/29/2024	21	Yes	66	n/a	n/a	0	n/a	n/a	0.0004314	NP Inter (normality) 1 of 2
pH (S.U.)	GWC-20	6.52	5.24	3/1/2024	6.73	Yes	76	n/a	n/a	0	n/a	n/a	0.0006569	NP Inter (normality) 1 of 2
pH (S.U.)	GWC-7	6.52	5.24	2/29/2024	6.57	Yes	76	n/a	n/a	0	n/a	n/a	0.0006569	NP Inter (normality) 1 of 2
Sulfate (mg/L)	GWC-10	3.5	n/a	3/1/2024	4.7	Yes	66	n/a	n/a	68.18	n/a	n/a	0.0004314	NP Inter (NDs) 1 of 2
Sulfate (mg/L)	GWC-3	3.5	n/a	3/4/2024	10	Yes	66	n/a	n/a	68.18	n/a	n/a	0.0004314	NP Inter (NDs) 1 of 2
Sulfate (mg/L)	GWC-4	3.5	n/a	2/29/2024	84	Yes	66	n/a	n/a	68.18	n/a	n/a	0.0004314	NP Inter (NDs) 1 of 2
Sulfate (mg/L)	GWC-6	3.5	n/a	2/29/2024	25	Yes	66	n/a	n/a	68.18	n/a	n/a	0.0004314	NP Inter (NDs) 1 of 2
Total Dissolved Solids (mg/L)	GWC-4	137.2	n/a	2/29/2024	260	Yes	66	70.83	31.11	3.03	None	No	0.0004426	Param Inter 1 of 2

Appendix III Interwell Prediction Limits - Two-Step - All Results

Plant Scherer Data: Scherer Cell 1-CCR Printed 3/29/2024, 12:41 PM

Constituent	Well	Upper Lim.	Lower Lim.	Date	Observ.	Sig.	Bg N	Bg Mean	Std. Dev.	%NDs	ND Adj.	Transform	Alpha	Method
Calcium (mg/L)	**GWC-19**	**15**	**n/a**	**2/29/2024**	**19**	**Yes**	**66**	**n/a**	**n/a**	**0**	**n/a**	**n/a**	**0.0004314**	**NP Inter (normality) 1 of 2**
Calcium (mg/L)	**GWC-20**	**15**	**n/a**	**3/1/2024**	**17**	**Yes**	**66**	**n/a**	**n/a**	**0**	**n/a**	**n/a**	**0.0004314**	**NP Inter (normality) 1 of 2**
Calcium (mg/L)	**GWC-4**	**15**	**n/a**	**2/29/2024**	**31**	**Yes**	**66**	**n/a**	**n/a**	**0**	**n/a**	**n/a**	**0.0004314**	**NP Inter (normality) 1 of 2**
Calcium (mg/L)	**GWC-6**	**15**	**n/a**	**2/29/2024**	**20**	**Yes**	**66**	**n/a**	**n/a**	**0**	**n/a**	**n/a**	**0.0004314**	**NP Inter (normality) 1 of 2**
Calcium (mg/L)	**GWC-7**	**15**	**n/a**	**2/29/2024**	**17**	**Yes**	**66**	**n/a**	**n/a**	**0**	**n/a**	**n/a**	**0.0004314**	**NP Inter (normality) 1 of 2**
Calcium (mg/L)	**GWC-8A**	**15**	**n/a**	**2/29/2024**	**49**	**Yes**	**66**	**n/a**	**n/a**	**0**	**n/a**	**n/a**	**0.0004314**	**NP Inter (normality) 1 of 2**
Chloride (mg/L)	GWC-11	7.2	n/a	2/29/2024	2.2	No	66	n/a	n/a	0	n/a	n/a	0.0004314	NP Inter (normality) 1 of 2
Chloride (mg/L)	GWC-12	7.2	n/a	2/29/2024	2.3	No	66	n/a	n/a	0	n/a	n/a	0.0004314	NP Inter (normality) 1 of 2
Chloride (mg/L)	GWC-14	7.2	n/a	3/1/2024	4.7	No	66	n/a	n/a	0	n/a	n/a	0.0004314	NP Inter (normality) 1 of 2
Chloride (mg/L)	GWC-18	7.2	n/a	2/29/2024	3.2	No	66	n/a	n/a	0	n/a	n/a	0.0004314	NP Inter (normality) 1 of 2
Chloride (mg/L)	GWC-19	7.2	n/a	2/29/2024	3.1	No	66	n/a	n/a	0	n/a	n/a	0.0004314	NP Inter (normality) 1 of 2
Chloride (mg/L)	GWC-20	7.2	n/a	3/1/2024	2.5	No	66	n/a	n/a	0	n/a	n/a	0.0004314	NP Inter (normality) 1 of 2
Chloride (mg/L)	**GWC-4**	**7.2**	**n/a**	**2/29/2024**	**21**	**Yes**	**66**	**n/a**	**n/a**	**0**	**n/a**	**n/a**	**0.0004314**	**NP Inter (normality) 1 of 2**
Chloride (mg/L)	GWC-7	7.2	n/a	2/29/2024	4.8	No	66	n/a	n/a	0	n/a	n/a	0.0004314	NP Inter (normality) 1 of 2
Chloride (mg/L)	GWC-9	7.2	n/a	3/1/2024	5.2	No	66	n/a	n/a	0	n/a	n/a	0.0004314	NP Inter (normality) 1 of 2
pH (S.U.)	**GWC-20**	**6.52**	**5.24**	**3/1/2024**	**6.73**	**Yes**	**76**	**n/a**	**n/a**	**0**	**n/a**	**n/a**	**0.0006569**	**NP Inter (normality) 1 of 2**
pH (S.U.)	GWC-5	6.52	5.24	2/29/2024	6.25	No	76	n/a	n/a	0	n/a	n/a	0.0006569	NP Inter (normality) 1 of 2
pH (S.U.)	**GWC-7**	**6.52**	**5.24**	**2/29/2024**	**6.57**	**Yes**	**76**	**n/a**	**n/a**	**0**	**n/a**	**n/a**	**0.0006569**	**NP Inter (normality) 1 of 2**
Sulfate (mg/L)	**GWC-10**	**3.5**	**n/a**	**3/1/2024**	**4.7**	**Yes**	**66**	**n/a**	**n/a**	**68.18**	**n/a**	**n/a**	**0.0004314**	**NP Inter (NDs) 1 of 2**
Sulfate (mg/L)	GWC-18	3.5	n/a	2/29/2024	1.8	No	66	n/a	n/a	68.18	n/a	n/a	0.0004314	NP Inter (NDs) 1 of 2
Sulfate (mg/L)	GWC-2	3.5	n/a	3/1/2024	1.2	No	66	n/a	n/a	68.18	n/a	n/a	0.0004314	NP Inter (NDs) 1 of 2
Sulfate (mg/L)	**GWC-3**	**3.5**	**n/a**	**3/4/2024**	**10**	**Yes**	**66**	**n/a**	**n/a**	**68.18**	**n/a**	**n/a**	**0.0004314**	**NP Inter (NDs) 1 of 2**
Sulfate (mg/L)	**GWC-4**	**3.5**	**n/a**	**2/29/2024**	**84**	**Yes**	**66**	**n/a**	**n/a**	**68.18**	**n/a**	**n/a**	**0.0004314**	**NP Inter (NDs) 1 of 2**
Sulfate (mg/L)	**GWC-6**	**3.5**	**n/a**	**2/29/2024**	**25**	**Yes**	**66**	**n/a**	**n/a**	**68.18**	**n/a**	**n/a**	**0.0004314**	**NP Inter (NDs) 1 of 2**
Sulfate (mg/L)	GWC-7	3.5	n/a	2/29/2024	1.5	No	66	n/a	n/a	68.18	n/a	n/a	0.0004314	NP Inter (NDs) 1 of 2
Total Dissolved Solids (mg/L)	**GWC-4**	**137.2**	**n/a**	**2/29/2024**	**260**	**Yes**	**66**	**70.83**	**31.11**	**3.03**	**None**	**No**	**0.0004426**	**Param Inter 1 of 2**

Sanitas™ v.10.0.16b Software licensed to . UG

Exceeds Limit: GWC-19, GWC-20, GWC-4, GWC-6, GWC-7, GWC-8A

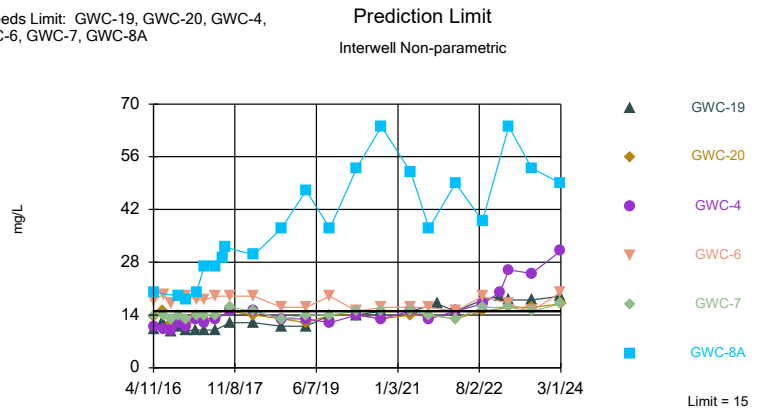

Non-parametric test used in lieu of parametric prediction limit because the Shapiro Francia normality test showed the data to be non-normal at the 0.01 alpha level. Limit is highest of 66 background values. Annual per-constituent alpha = 0.01456. Individual comparison alpha = 0.0004314 (1 of 2). Comparing 6 points to limit. Assumes 11 future values.

Constituent: Calcium Analysis Run 3/29/2024 12:40 PM View: Appendix III - Exceedances

Plant Scherer Data: Scherer Cell 1-CCR

Sanitas™ v.10.0.16b Software licensed to . UG
Hollow symbols indicate censored values.

Exceeds Limit: GWC-4

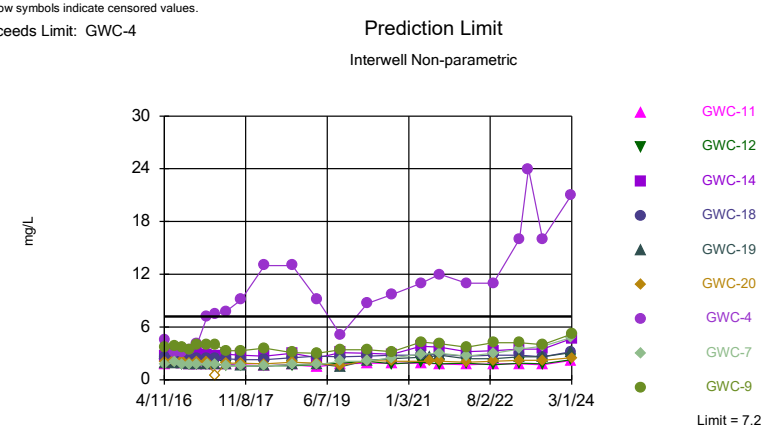

Non-parametric test used in lieu of parametric prediction limit because the Shapiro Francia normality test showed the data to be non-normal at the 0.01 alpha level. Limit is highest of 66 background values. Annual per-constituent alpha = 0.01456. Individual comparison alpha = 0.0004314 (1 of 2). Comparing 9 points to limit. Assumes 8 future values.

Constituent: Chloride Analysis Run 3/29/2024 12:40 PM View: Appendix III - Exceedances

Plant Scherer Data: Scherer Cell 1-CCR

Sanitas™ v.10.0.16b Software licensed to . UG

Exceeds Limits: GWC-20, GWC-7

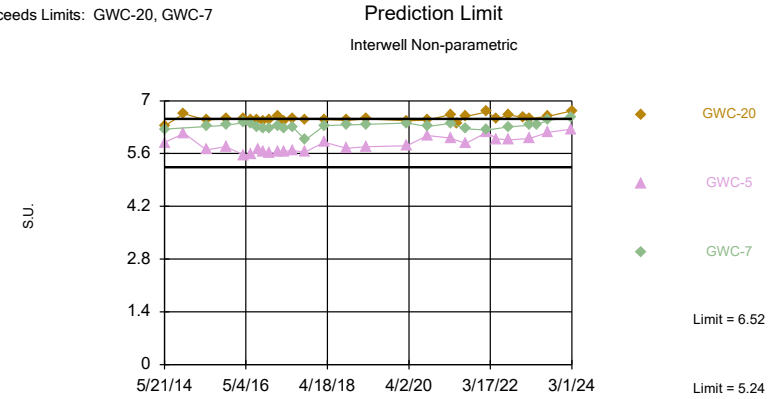

Non-parametric test used in lieu of parametric prediction limit because the Shapiro Francia normality test showed the data to be non-normal at the 0.01 alpha level. Limits are highest and lowest of 76 background values. Annual per-constituent alpha = 0.02222. Individual comparison alpha = 0.0006569 (1 of 2). Comparing 3 points to limit. Assumes 14 future values.

Constituent: pH Analysis Run 3/29/2024 12:40 PM View: Appendix III - Exceedances

Plant Scherer Data: Scherer Cell 1-CCR

Sanitas™ v.10.0.16b Software licensed to . UG
Hollow symbols indicate censored values.

Exceeds Limit: GWC-10, GWC-3, GWC-4, GWC-6

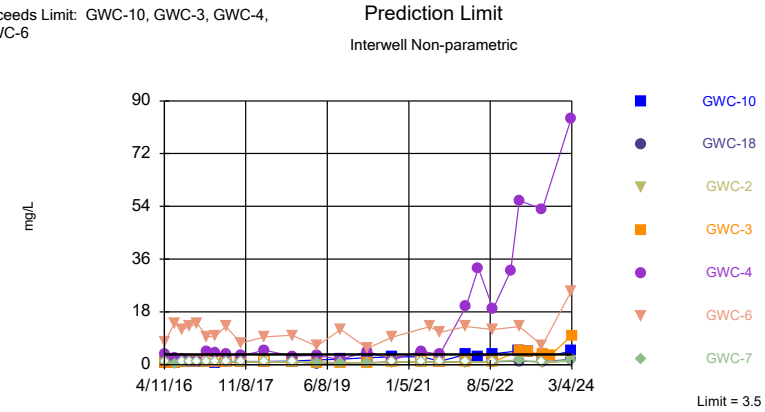

Non-parametric test used in lieu of parametric prediction limit because censored data exceeded 50%. Limit is highest of 66 background values. 68.18% NDs. Annual per-constituent alpha = 0.01456. Individual comparison alpha = 0.0004314 (1 of 2). Comparing 7 points to limit. Assumes 10 future values.

Constituent: Sulfate Analysis Run 3/29/2024 12:40 PM View: Appendix III - Exceedances

Plant Scherer Data: Scherer Cell 1-CCR

Sanitas™ v.10.0.16b Software licensed to . UG

Exceeds Limit: GWC-4

Prediction Limit

Interwell Parametric

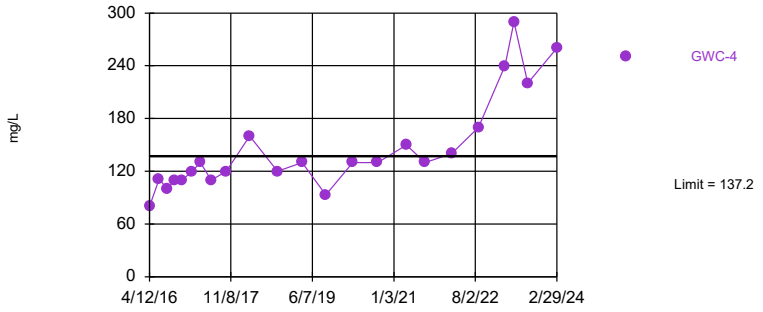

Background Data Summary: Mean=70.83, Std. Dev.=31.11, n=66, 3.03% NDs. Normality test: Shapiro Francia @alpha = 0.01, calculated = 0.9852, critical = 0.948. Kappa = 2.133 (c=7, w=17, 1 of 2, event alpha = 0.05132). Report alpha = 0.007498. Individual comparison alpha = 0.0004426. Assumes 16 future values.

Constituent: Total Dissolved Solids Analysis Run 3/29/2024 12:40 PM View: Appendix III - Exceedances

Plant Scherer Data: Scherer Cell 1-CCR

Prediction Limit

Constituent: Calcium (mg/L) Analysis Run 3/29/2024 12:41 PM View: Appendix III - Exceedances

Plant Scherer Data: Scherer Cell 1-CCR

	GWA-15 (bg)	GWA-16 (bg)	GWA-17 (bg)	GWC-19	GWC-20	GWC-4	GWC-6	GWC-7	GWC-8A
4/6/2016	3.62	12.1	6.58						
4/11/2016				10.4					
4/12/2016					13.5	11	17.8		
4/13/2016								14 (D)	
4/19/2016									20
6/15/2016	4.5	11.8	6.9						
6/16/2016				12.2	15				
6/20/2016						10.1	19.5	13.8	
8/10/2016	3.8	10	5.5						
8/11/2016				9.5	12				
8/12/2016						9.9	17		
8/15/2016								13	
10/4/2016	5.3	14							
10/5/2016			6.8	11	14				
10/6/2016						12	19	14	
10/10/2016									19
11/29/2016		10	4.8	9.8					
11/30/2016	4.7				12	11	19		
12/1/2016								13	18
2/7/2017	3.8	12	7.8						
2/8/2017				10	14	13			
2/9/2017							18	14	20
4/4/2017	3.8	11	6.4						
4/5/2017				10					
4/6/2017					13	12	18		
4/7/2017								14	27
6/20/2017	4.1	11	7						
6/21/2017				10 (D)	13 (D)		19 (D)		27 (D)
6/22/2017						13 (D)		14 (D)	
8/15/2017									29
9/1/2017									32
10/4/2017	4.6								
10/5/2017		13	6.6	12	15				
10/6/2017						15	19	16	
3/20/2018	4.2 (D)	12	6.6	12					
3/21/2018					14	15	19		
3/22/2018								15	30
10/2/2018	4.2	11	5.8	11					
10/3/2018					13	13	16		
10/4/2018								13	37
3/26/2019	4	11	6.7	11	12	13	16		
3/27/2019								14	47
9/10/2019	4.8	12	7.5			12			
9/11/2019							19	14	37
9/12/2019				14	14				
3/18/2020	3.8	12	7.3				15		53
3/19/2020				14	14	14		15	
9/9/2020	4	11	7.3	15					64
9/10/2020					13	13	16	15	
4/1/2021	4	12	7.8					15	
4/2/2021						15			
4/5/2021				15	14		16		52

Prediction Limit

Constituent: Calcium (mg/L) Analysis Run 3/29/2024 12:41 PM View: Appendix III - Exceedances

Plant Scherer Data: Scherer Cell 1-CCR

	GWA-15 (bg)	GWA-16 (bg)	GWA-17 (bg)	GWC-19	GWC-20	GWC-4	GWC-6	GWC-7	GWC-8A
8/11/2021	4.1	11	7.3		14		16	14	
8/12/2021						13			37
10/7/2021				17					
2/15/2022	3.6	10	7.1			15	15	13	49
2/16/2022				15	13				
8/24/2022			8.9						
8/25/2022	4.9	13		18	15	17	19	16	39
12/28/2022				19 (R)		20 (R)			
2/27/2023						26	17	16	64
2/28/2023	4.1	13	8.7	18	16				
8/3/2023	4.7	13	8.3						
8/8/2023				18	16	25	15	15	53
2/28/2024		15	9						
2/29/2024				19		31	20	17	49
3/1/2024					17				
3/4/2024	3.8								

Prediction Limit

Constituent: Chloride (mg/L) Analysis Run 3/29/2024 12:41 PM View: Appendix III - Exceedances

Plant Scherer Data: Scherer Cell 1-CCR

	GWA-15 (bg)	GWA-17 (bg)	GWA-16 (bg)	GWC-19	GWC-18	GWC-4	GWC-20	GWC-11	GWC-12
4/6/2016	5.342	1.69	1.789						
4/11/2016				1.84	2.53				
4/12/2016						4.57	2.03		
4/13/2016								1.78 (D)	1.8 (D)
6/15/2016	5.2	1.9	2.1						
6/16/2016				1.9	2.5		2.2		
6/20/2016						3.1			
6/21/2016								2	2
6/22/2016									
8/10/2016	5.5	1.7	1.8						
8/11/2016				1.9	2.6		2.1		
8/15/2016								1.9	1.8
8/16/2016						3.2			
10/4/2016	5.4		1.7						
10/5/2016		1.6		1.7	2.5		1.9	1.8	1.7
10/6/2016						3.4			
11/29/2016		1.7	1.7	1.7	2.4				
11/30/2016	5.4					4.1	2		
12/1/2016								1.8	1.7
2/7/2017	5.1	1.6	1.6						
2/8/2017				1.7	2.5	7.2	2	1.8	1.7
2/9/2017									
4/4/2017	5.1	1.5	1.6						
4/5/2017				1.7					1.7
4/6/2017					2.4	7.4	<1	1.7	
4/7/2017									
6/20/2017	5.2	1.5	1.6					1.7	1.6
6/21/2017				1.7	2.4		1.9		
6/22/2017						7.8			
10/4/2017	5.2								
10/5/2017		1.5	1.5	1.6	2.3		1.9	1.7	1.6
10/6/2017						9.1			
3/20/2018	5.6 (D)	1.4	1.5	1.6	2.3				
3/21/2018						13	1.8	1.6	1.6 (D)
3/22/2018									
10/2/2018	6.3	1.5	1.6	1.7	2.5			1.7	1.6
10/3/2018						13	2		
10/4/2018									
3/26/2019	5.5	1.3	1.5	1.8	2.7	9.2	1.9		1.7
3/27/2019								1.5	
9/10/2019	5.2	1.3	1.4			5.1			
9/11/2019					2.6			1.8	1.9
9/12/2019				1.5			1.6		
3/18/2020	5.4	2	1.7		2.7			1.9	2.1
3/19/2020				2.2		8.7	2.2		
9/9/2020	6.1	1.3	1.6	2.4	2.8				
9/10/2020						9.7	2.1	1.9	1.8
4/1/2021	7	1.5	1.8		2.8			1.9	2
4/2/2021						11			
6/1/2021				2.6			2.1		
8/11/2021	7.2	1.4	1.8	2.8	2.9		2.1	1.8	1.8
8/12/2021						12			

ND substitution: RL or RL/2 if <15% NDs.

Prediction Limit

Constituent: Chloride (mg/L) Analysis Run 3/29/2024 12:41 PM View: Appendix III - Exceedances

Plant Scherer Data: Scherer Cell 1-CCR

	GWA-15 (bg)	GWA-17 (bg)	GWA-16 (bg)	GWC-19	GWC-18	GWC-4	GWC-20	GWC-11	GWC-12
2/15/2022	6.5	1.4	1.6			11			
2/16/2022				2.4	2.7		2	1.7	1.9
8/24/2022		1.4							
8/25/2022	6.9		1.6	2.4	2.8	11	2.1	1.8	
8/26/2022									1.7
2/27/2023						16		1.8	1.9
2/28/2023	6.3	1.4	1.7	2.6	2.8		2.2		
5/2/2023						24			
8/3/2023	6.3	1.3	1.6						
8/8/2023				2.6		16	2.2		
8/9/2023					2.6			1.7	1.8
2/28/2024		1.4	1.6						
2/29/2024				3.1	3.2	21		2.2	2.3
3/1/2024							2.5		
3/4/2024	5.6								

Prediction Limit

Constituent: Chloride (mg/L) Analysis Run 3/29/2024 12:41 PM View: Appendix III - Exceedances

Plant Scherer Data: Scherer Cell 1-CCR

	GWC-14	GWC-9	GWC-7
4/6/2016			
4/11/2016			
4/12/2016			
4/13/2016	2.71 (D)	3.64 (D)	1.68 (D)
6/15/2016			
6/16/2016			
6/20/2016			2
6/21/2016	3		
6/22/2016		3.8	
8/10/2016			
8/11/2016			
8/15/2016	3.1	3.7	1.8
8/16/2016			
10/4/2016	3		
10/5/2016			
10/6/2016		3.4	1.7
11/29/2016			
11/30/2016			
12/1/2016	3.1	4	1.7
2/7/2017	2.9		
2/8/2017		4	
2/9/2017			1.7
4/4/2017			
4/5/2017			
4/6/2017	2.7	4	
4/7/2017			1.7
6/20/2017	2.9		
6/21/2017		3.3	
6/22/2017			1.6
10/4/2017			
10/5/2017	2.8	3.3	
10/6/2017			1.6
3/20/2018	2.7		
3/21/2018		3.6	
3/22/2018			1.6
10/2/2018	3	3.1	
10/3/2018			
10/4/2018			1.7
3/26/2019	2.5		
3/27/2019		3	1.7
9/10/2019			
9/11/2019	3.1	3.4	2.1
9/12/2019			
3/18/2020	3	3.4	
3/19/2020			2.1
9/9/2020	2.9	3.2	
9/10/2020			2.5
4/1/2021	3.8	4.3	2.9
4/2/2021			
6/1/2021			
8/11/2021	3.7		3
8/12/2021		4.1	

Prediction Limit

Constituent: Chloride (mg/L) Analysis Run 3/29/2024 12:41 PM View: Appendix III - Exceedances

Plant Scherer Data: Scherer Cell 1-CCR

	GWC-14	GWC-9	GWC-7
2/15/2022		3.7	2.7
2/16/2022	3.2		
8/24/2022			
8/25/2022		4.2	3
8/26/2022	3.3		
2/27/2023	3.5	4.2	3.5
2/28/2023			
5/2/2023			
8/3/2023			
8/8/2023		4	3.8
8/9/2023	3.5		
2/28/2024			
2/29/2024			4.8
3/1/2024	4.7	5.2	
3/4/2024			

Prediction Limit

Constituent: pH (S.U.) Analysis Run 3/29/2024 12:41 PM View: Appendix III - Exceedances

Plant Scherer Data: Scherer Cell 1-CCR

	GWA-15 (bg)	GWA-17 (bg)	GWA-16 (bg)	GWC-7	GWC-5	GWC-20
5/20/2014	5.27	5.68	6.18			
5/21/2014				6.25		
5/22/2014					5.89	6.33
11/8/2014		6.04	6.52			
11/9/2014					6.14	6.66
11/12/2014	5.7					
5/22/2015	5.52	5.87	6.3			6.49
5/24/2015				6.32	5.7	
11/9/2015		5.97				
11/10/2015						6.53
11/11/2015	5.63		6.36	6.35	5.78	
4/6/2016	5.5 (D)	5.937 (D)	6.46 (D)			
4/12/2016						6.53 (D)
4/13/2016				6.42		
4/19/2016					5.55	
6/15/2016	5.52	5.96	6.39			
6/16/2016						6.51
6/20/2016				6.4		
6/22/2016					5.6	
8/10/2016	5.5	5.94	6.39			
8/11/2016						6.49
8/15/2016				6.31		
8/16/2016					5.7	
10/4/2016	5.56		6.4			
10/5/2016		5.86				6.46
10/6/2016				6.27	5.64	
11/29/2016		5.82	6.36			
11/30/2016	5.46					6.5
12/1/2016				6.28	5.62	
2/7/2017	5.28	6.15	6.45			
2/8/2017						6.59
2/9/2017				6.32	5.64	
4/1/2017	5.48					
4/4/2017	5.48	6	6.37			
4/6/2017					5.66	6.47
4/7/2017				6.28		
6/20/2017	5.44	6.34	6.4			
6/21/2017					5.68	6.53
6/22/2017				6.29		
10/4/2017	5.44					
10/5/2017		5.93	6.42		5.64	6.51
10/6/2017				5.96		
3/20/2018	5.48	5.97	6.36			
3/21/2018						6.5
3/22/2018				6.34	5.9	
10/2/2018	5.49	6.03	6.38			
10/3/2018					5.74	6.48
10/4/2018				6.36		
3/26/2019	5.41	6.12	6.42			6.52
3/27/2019				6.38	5.78	
3/18/2020	5.42	6.03	6.29		5.81	
3/19/2020				6.41		6.47

Prediction Limit

Constituent: pH (S.U.) Analysis Run 3/29/2024 12:41 PM View: Appendix III - Exceedances

Plant Scherer Data: Scherer Cell 1-CCR

	GWA-15 (bg)	GWA-17 (bg)	GWA-16 (bg)	GWC-7	GWC-5	GWC-20
9/9/2020	5.71	6.05	6.33		6.08	
9/10/2020				6.32		6.49
4/1/2021	5.31	6.14	6.44	6.4	6.01	
4/5/2021						6.64
6/1/2021						6.39
8/11/2021	5.5	6.14	6.35	6.26		6.58
8/12/2021					5.87	
2/15/2022	5.4	6.2	6.46	6.22	6.16	
2/16/2022						6.71
5/12/2022					5.99 (R)	6.52 (R)
8/24/2022		6.22				
8/25/2022	5.4		6.42	6.31	5.96	6.62
12/28/2022						6.56 (R)
2/27/2023				6.35		
2/28/2023	5.4	6.19	6.45		6	6.53
5/2/2023				6.38		
8/3/2023	5.48	6.22	6.24			
8/8/2023				6.48	6.16	6.59
2/28/2024		6.41	6.49			
2/29/2024				6.57	6.25	
3/1/2024						6.73
3/4/2024	5.24					

Prediction Limit

Constituent: Sulfate (mg/L) Analysis Run 3/29/2024 12:41 PM View: Appendix III - Exceedances

Plant Scherer Data: Scherer Cell 1-CCR

	GWA-15 (bg)	GWA-17 (bg)	GWA-16 (bg)	GWC-18	GWC-6	GWC-4	GWC-3	GWC-2	GWC-10
4/6/2016	0.799 (J)	<1	<1						
4/11/2016				<1					
4/12/2016					7.55	3.56	0.419 (JD)	0.56 (J)	
4/13/2016									0.51 (JD)
6/15/2016	<1	<1	<1						
6/16/2016				<1				<1	
6/20/2016					14	2.4	0.6 (J)		
6/21/2016									0.58 (J)
8/10/2016	<1	<1	<1						
8/11/2016				<1				<1	
8/15/2016									<1
8/16/2016					12	1.7	<1		
10/4/2016	<1		<1					<1	
10/5/2016		<1		<1			<1		<1
10/6/2016					13	1.2			
11/29/2016		<1	<1	<1					
11/30/2016	<1				14	1.2	1.1	<1	
12/1/2016									<1
2/7/2017	0.8 (J)	<1	<1					<1	
2/8/2017				<1		4.6	<1		1
2/9/2017					9.5				
4/4/2017	<1	<1	<1						
4/6/2017				<1	9.7	4.1	<1	<1	0.81 (J)
4/7/2017									
6/20/2017	<1	<1	<1					<1	
6/21/2017				<1	13		<1		1.1
6/22/2017						3.4			
10/4/2017	<1							<1	
10/5/2017		<1	<1	<1			<1		1.1
10/6/2017					7.3	3			
3/20/2018	1.2	<1	<1	<1				<1	
3/21/2018					9.5	4.9	<1		1.1
3/22/2018									
10/2/2018	<1	<1	<1	<1				<1	1.2
10/3/2018					10	2.9	<1		
10/4/2018									
3/26/2019	2.1	0.58 (J)	<1	0.39 (J)	6.3	3.2	0.47 (J)	0.99 (J)	
3/27/2019									1.6
9/10/2019	0.65 (J)	0.44 (J)	<1			1.7	0.7 (J)	0.63 (J)	
9/11/2019				0.61 (J)	12				1.8
3/18/2020	3.1	0.51 (J)	0.67 (J)	0.62 (J)	5.6		0.6 (J)	0.59 (J)	2.4
3/19/2020						4.6			
9/9/2020	1.6	<1	<1	<1				0.59 (J)	2.6
9/10/2020					9.4	1.6	<1		
4/1/2021	2.7	<1	<1	<1				1.1	2.7
4/2/2021						4.6			
4/6/2021							<1		
6/2/2021					13				
8/11/2021	1.3	<1	<1	<1	11				
8/12/2021						3.5	<1	<1	
8/17/2021									1.2
2/15/2022	2.6	<1	<1		13	20	0.91 (J)	0.79 (J)	3.5

ND substitution: RL or RL/2 if <15% NDs.

Prediction Limit

Constituent: Sulfate (mg/L) Analysis Run 3/29/2024 12:41 PM View: Appendix III - Exceedances

Plant Scherer Data: Scherer Cell 1-CCR

	GWA-15 (bg)	GWA-17 (bg)	GWA-16 (bg)	GWC-18	GWC-6	GWC-4	GWC-3	GWC-2	GWC-10
2/16/2022				<1					
5/12/2022						33 (R)			2.7 (R)
8/24/2022		<1							
8/25/2022	1.9		<1	<1	12	19	0.99 (J)		3.7
8/26/2022								1.1	
12/28/2022						32 (R)			
2/21/2023									4.7
2/27/2023					13	56		1.6	
2/28/2023	3.5	1.3	1.4	1.2			4.7		
5/2/2023							4.2		4.3
8/3/2023	1.7	<1	0.4 (J)						
8/8/2023					6.5	53			
8/9/2023				<1			3.6	0.51 (J)	2.3
10/4/2023							3.1 (R)		
2/28/2024		<1	<1						
2/29/2024				1.8	25	84			
3/1/2024								1.2	4.7
3/4/2024	2.8						10		

ND substitution: RL or RL/2 if <15% NDs.

Prediction Limit

Constituent: Sulfate (mg/L) Analysis Run 3/29/2024 12:41 PM View: Appendix III - Exceedances

Plant Scherer Data: Scherer Cell 1-CCR

	GWC-7
4/6/2016	
4/11/2016	
4/12/2016	
4/13/2016	<1 (D)
6/15/2016	
6/16/2016	
6/20/2016	0.36 (J)
6/21/2016	
8/10/2016	
8/11/2016	
8/15/2016	<1
8/16/2016	
10/4/2016	
10/5/2016	
10/6/2016	<1
11/29/2016	
11/30/2016	
12/1/2016	<1
2/7/2017	
2/8/2017	
2/9/2017	<1
4/4/2017	
4/6/2017	
4/7/2017	<1
6/20/2017	
6/21/2017	
6/22/2017	<1
10/4/2017	
10/5/2017	
10/6/2017	<1
3/20/2018	
3/21/2018	
3/22/2018	<1
10/2/2018	
10/3/2018	
10/4/2018	<1
3/26/2019	
3/27/2019	0.51 (J)
9/10/2019	
9/11/2019	0.52 (J)
3/18/2020	
3/19/2020	0.54 (J)
9/9/2020	
9/10/2020	<1
4/1/2021	<1
4/2/2021	
4/6/2021	
6/2/2021	
8/11/2021	<1
8/12/2021	
8/17/2021	
2/15/2022	<1

ND substitution: RL or RL/2 if <15% NDs.

Prediction Limit

Constituent: Sulfate (mg/L) Analysis Run 3/29/2024 12:41 PM View: Appendix III - Exceedances

Plant Scherer Data: Scherer Cell 1-CCR

	GWC-7
2/16/2022	
5/12/2022	
8/24/2022	
8/25/2022	<1
8/26/2022	
12/28/2022	
2/21/2023	
2/27/2023	1.4
2/28/2023	
5/2/2023	
8/3/2023	
8/8/2023	<1
8/9/2023	
10/4/2023	
2/28/2024	
2/29/2024	1.5
3/1/2024	
3/4/2024	

ND substitution: RL or RL/2 if <15% NDs.

Prediction Limit

Constituent: Total Dissolved Solids (mg/L) Analysis Run 3/29/2024 12:41 PM View: Appendix III - Exceedances

Plant Scherer Data: Scherer Cell 1-CCR

	GWA-15 (bg)	GWA-16 (bg)	GWA-17 (bg)	GWC-4
4/6/2016	38	84	61	
4/12/2016				80
6/15/2016	<10	139	113	
6/20/2016				111
8/10/2016	56	80	74	
8/16/2016				100
10/4/2016	48	62		
10/5/2016			44	
10/6/2016				110
11/29/2016		110	58	
11/30/2016	46			110
2/7/2017	18	70	4 (J)	
2/8/2017				120
4/4/2017	32	120	78	
4/6/2017				130
6/20/2017	38	76	50	
6/22/2017				110
10/4/2017	42			
10/5/2017		110	64	
10/6/2017				120
3/20/2018	20 (JX)	110	90	
3/21/2018				160
10/2/2018	48	110	90	
10/3/2018				120
3/26/2019	45	100	82	130
9/10/2019	42	75	51	93
3/18/2020	43	93	75	
3/19/2020				130
9/9/2020	<10	66	64	
9/10/2020				130
4/1/2021	55	100	68	
4/2/2021				150
8/11/2021	55	100	94	
8/12/2021				130
2/15/2022	42	99	79	140
8/24/2022			110	
8/25/2022	86	130		170
2/27/2023				240
2/28/2023	50	110	94	
5/2/2023				290
8/3/2023	53	110	85	
8/8/2023				220
2/28/2024		100	85	
2/29/2024				260
3/4/2024	41			

ND substitution: RL or RL/2 if <15% NDs.

FIGURE H.

Appendix I Interwell Prediction Limits - All Results (No Significant)

Plant Scherer Data: Scherer Cell 1-CCR Printed 3/29/2024, 11:52 AM

Constituent	Well	Upper Lim.	Lower Lim.	Date	Observ.	Sig.	Bg N	Bg Mean	Std. Dev.	%NDs	ND Adj.	Transform	Alpha	Method
Arsenic, Total (mg/L)	GWC-1	0.001	n/a	3/1/2024	0.001ND	No	108	n/a	n/a	97.22	n/a	n/a	0.0001684	NP Inter (NDs) 1 of 2
Arsenic, Total (mg/L)	GWC-10	0.001	n/a	3/1/2024	0.001ND	No	108	n/a	n/a	97.22	n/a	n/a	0.0001684	NP Inter (NDs) 1 of 2
Arsenic, Total (mg/L)	GWC-11	0.001	n/a	2/29/2024	0.001ND	No	108	n/a	n/a	97.22	n/a	n/a	0.0001684	NP Inter (NDs) 1 of 2
Arsenic, Total (mg/L)	GWC-12	0.001	n/a	2/29/2024	0.001ND	No	108	n/a	n/a	97.22	n/a	n/a	0.0001684	NP Inter (NDs) 1 of 2
Arsenic, Total (mg/L)	GWC-13	0.001	n/a	3/1/2024	0.001ND	No	108	n/a	n/a	97.22	n/a	n/a	0.0001684	NP Inter (NDs) 1 of 2
Arsenic, Total (mg/L)	GWC-14	0.001	n/a	3/1/2024	0.001ND	No	108	n/a	n/a	97.22	n/a	n/a	0.0001684	NP Inter (NDs) 1 of 2
Arsenic, Total (mg/L)	GWC-18	0.001	n/a	2/29/2024	0.001ND	No	108	n/a	n/a	97.22	n/a	n/a	0.0001684	NP Inter (NDs) 1 of 2
Arsenic, Total (mg/L)	GWC-19	0.001	n/a	2/29/2024	0.001ND	No	108	n/a	n/a	97.22	n/a	n/a	0.0001684	NP Inter (NDs) 1 of 2
Arsenic, Total (mg/L)	GWC-2	0.001	n/a	3/1/2024	0.001ND	No	108	n/a	n/a	97.22	n/a	n/a	0.0001684	NP Inter (NDs) 1 of 2
Arsenic, Total (mg/L)	GWC-20	0.001	n/a	3/1/2024	0.001ND	No	108	n/a	n/a	97.22	n/a	n/a	0.0001684	NP Inter (NDs) 1 of 2
Arsenic, Total (mg/L)	GWC-3	0.001	n/a	3/4/2024	0.001ND	No	108	n/a	n/a	97.22	n/a	n/a	0.0001684	NP Inter (NDs) 1 of 2
Arsenic, Total (mg/L)	GWC-4	0.001	n/a	2/29/2024	0.001ND	No	108	n/a	n/a	97.22	n/a	n/a	0.0001684	NP Inter (NDs) 1 of 2
Arsenic, Total (mg/L)	GWC-5	0.001	n/a	2/29/2024	0.001ND	No	108	n/a	n/a	97.22	n/a	n/a	0.0001684	NP Inter (NDs) 1 of 2
Arsenic, Total (mg/L)	GWC-6	0.001	n/a	2/29/2024	0.001ND	No	108	n/a	n/a	97.22	n/a	n/a	0.0001684	NP Inter (NDs) 1 of 2
Arsenic, Total (mg/L)	GWC-7	0.001	n/a	2/29/2024	0.001ND	No	108	n/a	n/a	97.22	n/a	n/a	0.0001684	NP Inter (NDs) 1 of 2
Arsenic, Total (mg/L)	GWC-8A	0.001	n/a	2/29/2024	0.00089J	No	108	n/a	n/a	97.22	n/a	n/a	0.0001684	NP Inter (NDs) 1 of 2
Arsenic, Total (mg/L)	GWC-9	0.001	n/a	3/1/2024	0.001ND	No	108	n/a	n/a	97.22	n/a	n/a	0.0001684	NP Inter (NDs) 1 of 2
Silver (mg/L)	GWC-1	0.001	n/a	3/1/2024	0.001ND	No	93	n/a	n/a	100	n/a	n/a	0.0002216	NP Inter (NDs) 1 of 2
Silver (mg/L)	GWC-10	0.001	n/a	3/1/2024	0.001ND	No	93	n/a	n/a	100	n/a	n/a	0.0002216	NP Inter (NDs) 1 of 2
Silver (mg/L)	GWC-11	0.001	n/a	2/29/2024	0.001ND	No	93	n/a	n/a	100	n/a	n/a	0.0002216	NP Inter (NDs) 1 of 2
Silver (mg/L)	GWC-12	0.001	n/a	2/29/2024	0.001ND	No	93	n/a	n/a	100	n/a	n/a	0.0002216	NP Inter (NDs) 1 of 2
Silver (mg/L)	GWC-13	0.001	n/a	3/1/2024	0.001ND	No	93	n/a	n/a	100	n/a	n/a	0.0002216	NP Inter (NDs) 1 of 2
Silver (mg/L)	GWC-14	0.001	n/a	3/1/2024	0.001ND	No	93	n/a	n/a	100	n/a	n/a	0.0002216	NP Inter (NDs) 1 of 2
Silver (mg/L)	GWC-18	0.001	n/a	2/29/2024	0.001ND	No	93	n/a	n/a	100	n/a	n/a	0.0002216	NP Inter (NDs) 1 of 2
Silver (mg/L)	GWC-19	0.001	n/a	2/29/2024	0.001ND	No	93	n/a	n/a	100	n/a	n/a	0.0002216	NP Inter (NDs) 1 of 2
Silver (mg/L)	GWC-2	0.001	n/a	3/1/2024	0.001ND	No	93	n/a	n/a	100	n/a	n/a	0.0002216	NP Inter (NDs) 1 of 2
Silver (mg/L)	GWC-20	0.001	n/a	3/1/2024	0.001ND	No	93	n/a	n/a	100	n/a	n/a	0.0002216	NP Inter (NDs) 1 of 2
Silver (mg/L)	GWC-3	0.001	n/a	3/4/2024	0.001ND	No	93	n/a	n/a	100	n/a	n/a	0.0002216	NP Inter (NDs) 1 of 2
Silver (mg/L)	GWC-4	0.001	n/a	2/29/2024	0.001ND	No	93	n/a	n/a	100	n/a	n/a	0.0002216	NP Inter (NDs) 1 of 2
Silver (mg/L)	GWC-5	0.001	n/a	2/29/2024	0.001ND	No	93	n/a	n/a	100	n/a	n/a	0.0002216	NP Inter (NDs) 1 of 2
Silver (mg/L)	GWC-6	0.001	n/a	2/29/2024	0.001ND	No	93	n/a	n/a	100	n/a	n/a	0.0002216	NP Inter (NDs) 1 of 2
Silver (mg/L)	GWC-7	0.001	n/a	2/29/2024	0.001ND	No	93	n/a	n/a	100	n/a	n/a	0.0002216	NP Inter (NDs) 1 of 2
Silver (mg/L)	GWC-8A	0.001	n/a	2/29/2024	0.001ND	No	93	n/a	n/a	100	n/a	n/a	0.0002216	NP Inter (NDs) 1 of 2
Silver (mg/L)	GWC-9	0.001	n/a	3/1/2024	0.001ND	No	93	n/a	n/a	100	n/a	n/a	0.0002216	NP Inter (NDs) 1 of 2

Sanitas™ v.10.0.16b Software licensed to . UG
Hollow symbols indicate censored values.
Within Limit

Prediction Limit

Interwell Non-parametric

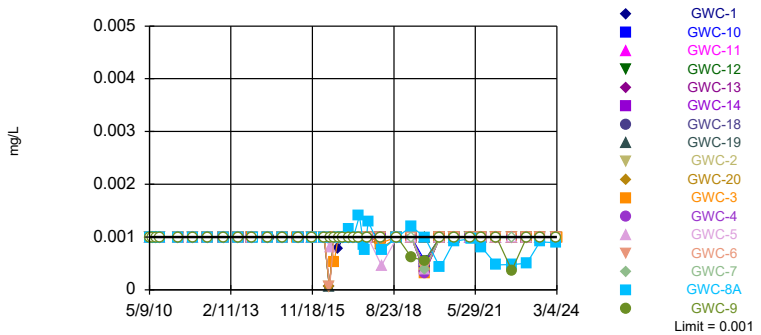

Non-parametric test used in lieu of parametric prediction limit because censored data exceeded 50%. Limit is highest of 108 background values. 97.22% NDs. Annual per-constituent alpha = 0.005708. Individual comparison alpha = 0.0001684 (1 of 2). Comparing 17 points to limit.

Constituent: Arsenic, Total Analysis Run 3/29/2024 11:51 AM View: Appendix I - Interwell
Plant Scherer Data: Scherer Cell 1-CCR

Sanitas™ v.10.0.16b Software licensed to . UG
Hollow symbols indicate censored values.
Within Limit

Prediction Limit

Interwell Non-parametric

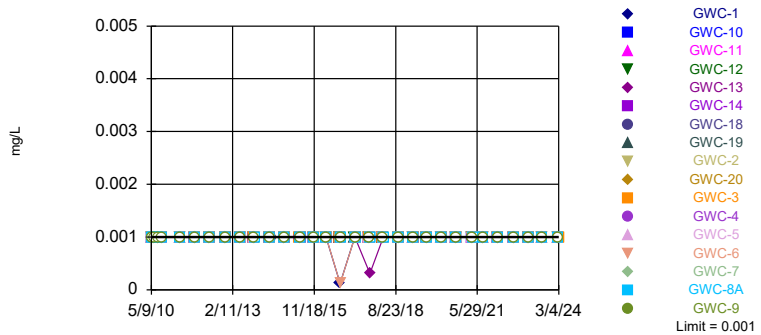

Non-parametric test used in lieu of parametric prediction limit because censored data exceeded 50%. All background values (n = 93) were censored; limit is most recent reporting limit. Annual per-constituent alpha = 0.007505. Individual comparison alpha = 0.0002216 (1 of 2). Comparing 17 points to limit.

Constituent: Silver Analysis Run 3/29/2024 11:51 AM View: Appendix I - Interwell
Plant Scherer Data: Scherer Cell 1-CCR

Prediction Limit

Constituent: Arsenic, Total (mg/L) Analysis Run 3/29/2024 11:52 AM View: Appendix I - Interwell

Plant Scherer Data: Scherer Cell 1-CCR

	GWA-17 (bg)	GWA-15 (bg)	GWC-14	GWC-13	GWC-12	GWA-16 (bg)	GWC-8A	GWC-7	GWC-10
5/8/2010	<0.001								
5/9/2010		<0.001	<0.001	<0.001	<0.001	<0.001			
5/10/2010							<0.001	<0.001	<0.001
5/11/2010									
6/16/2010	<0.001					<0.001			<0.001
6/17/2010									
6/18/2010		<0.001	<0.001	<0.001	<0.001			<0.001	
6/19/2010							<0.001		
7/26/2010	<0.001								
7/27/2010					<0.001	<0.001			
7/28/2010		<0.001	<0.001				<0.001	<0.001	<0.001
7/29/2010				<0.001					
9/7/2010	<0.001					<0.001			
9/8/2010					<0.001		<0.001		<0.001
9/9/2010		<0.001	<0.001	<0.001				<0.001	
4/26/2011				<0.001					
4/28/2011									
4/29/2011	<0.001				<0.001	<0.001			<0.001
4/30/2011		<0.001	<0.001				<0.001	<0.001	
10/27/2011							<0.001		<0.001
10/28/2011	<0.001	<0.001	<0.001	<0.001	<0.001	<0.001			
10/29/2011								<0.001	
5/2/2012	<0.001	<0.001				<0.001			
5/3/2012			<0.001		<0.001				
5/4/2012				<0.001			<0.001	<0.001	<0.001
11/9/2012	<0.001	<0.001				<0.001			
11/10/2012			<0.001		<0.001			<0.001	
11/11/2012				<0.001			<0.001		<0.001
5/8/2013	<0.001	<0.001	<0.001	<0.001		<0.001			
5/9/2013					<0.001			<0.001	<0.001
5/10/2013							<0.001		
11/5/2013		<0.001	<0.001						<0.001
11/6/2013	<0.001				<0.001	<0.001			
11/7/2013				<0.001			<0.001	<0.001	
5/20/2014	<0.001	<0.001	<0.001	<0.001	<0.001	<0.001			
5/21/2014							<0.001	<0.001	<0.001
5/22/2014									
5/23/2014									
11/8/2014	<0.001					<0.001			
11/9/2014									
11/12/2014		<0.001	<0.001	<0.001	<0.001			<0.001	<0.001
11/13/2014							<0.001		
5/22/2015	<0.001	<0.001				<0.001			
5/23/2015					<0.001		<0.001		<0.001
5/24/2015			<0.001	<0.001				<0.001	
11/9/2015	<0.001					<0.001			
11/10/2015									
11/11/2015		<0.001	<0.001				<0.001	<0.001	
11/12/2015				<0.001	<0.001				<0.001
4/6/2016	<0.001	<0.001				<0.001			
4/11/2016									
4/12/2016									

ND substitution: RL or RL/2 if <15% NDs.

Prediction Limit

Constituent: Arsenic, Total (mg/L) Analysis Run 3/29/2024 11:52 AM View: Appendix I - Interwell

Plant Scherer Data: Scherer Cell 1-CCR

	GWA-17 (bg)	GWA-15 (bg)	GWC-14	GWC-13	GWC-12	GWA-16 (bg)	GWC-8A	GWC-7	GWC-10
4/13/2016			<0.001 (D)	<0.001 (D)	<0.001 (D)			<0.001 (D)	<0.001 (D)
4/19/2016							<0.001		
6/15/2016	<0.001	<0.001				<0.001			
6/16/2016									
6/20/2016								<0.001	
6/21/2016			<0.001	<0.001	<0.001				<0.001
6/22/2016									
8/10/2016	<0.001	<0.001				<0.001			
8/11/2016									
8/12/2016									
8/15/2016			<0.001	<0.001	<0.001			<0.001	<0.001
8/16/2016									
10/4/2016		<0.001	<0.001			<0.001			
10/5/2016	<0.001				<0.001				<0.001
10/6/2016								<0.001	
10/7/2016				<0.001					
10/10/2016							<0.001		
11/29/2016	<0.001					<0.001			
11/30/2016		<0.001							
12/1/2016			<0.001	<0.001	<0.001		<0.001	<0.001	<0.001
2/7/2017	<0.001	<0.001	<0.001			<0.001			
2/8/2017					<0.001				<0.001
2/9/2017				<0.001			0.00115 (JD)	<0.001	
4/4/2017	<0.001	<0.001				<0.001			
4/5/2017					<0.001				
4/6/2017			<0.001	<0.001					<0.001
4/7/2017							<0.001	<0.001	
6/20/2017	<0.001	<0.001	<0.001		<0.001	<0.001			
6/21/2017							0.0014		<0.001
6/22/2017				<0.001				<0.001	
8/15/2017							0.00086		
9/1/2017							0.00075		
10/4/2017		<0.001							
10/5/2017	<0.001		<0.001		<0.001	<0.001			<0.001
10/6/2017				<0.001				<0.001	
10/9/2017							0.0013		
3/20/2018	<0.001	<0.001 (D)	<0.001			<0.001			
3/21/2018					<0.001 (D)				<0.001
3/22/2018				<0.001			0.00075	<0.001	
10/2/2018	<0.001	<0.001	<0.001		<0.001	<0.001			<0.001
10/3/2018				<0.001					
10/4/2018							<0.001	<0.001	
3/26/2019	<0.001	<0.001	<0.001	<0.001	<0.001	<0.001			
3/27/2019							0.0012	<0.001	<0.001
9/10/2019	0.00069 (J)	0.00032 (J)				0.00049 (J)			
9/11/2019			0.00045 (J)	0.00042 (J)	0.00038 (J)		0.001 (J)	0.00038 (J)	0.00055 (J)
9/12/2019									
3/18/2020	<0.001	<0.001	<0.001	<0.001	<0.001	<0.001	0.00042 (J)		<0.001
3/19/2020								<0.001	
9/9/2020	<0.001	<0.001	<0.001			<0.001	0.00092 (J)		<0.001
9/10/2020				<0.001	<0.001			<0.001	
4/1/2021	<0.001	<0.001	<0.001		<0.001	<0.001		<0.001	<0.001

ND substitution: RL or RL/2 if <15% NDs.

Prediction Limit

Constituent: Arsenic, Total (mg/L) Analysis Run 3/29/2024 11:52 AM View: Appendix I - Interwell

Plant Scherer Data: Scherer Cell 1-CCR

	GWA-17 (bg)	GWA-15 (bg)	GWC-14	GWC-13	GWC-12	GWA-16 (bg)	GWC-8A	GWC-7	GWC-10
4/2/2021									
4/5/2021							0.00097 (J)		
4/6/2021				<0.001					
8/11/2021	<0.001	<0.001	<0.001	<0.001	<0.001	<0.001		<0.001	
8/12/2021							0.00081 (J)		
8/17/2021									<0.001
8/18/2021									
2/15/2022	<0.001	<0.001				<0.001	0.00047 (J)	<0.001	<0.001
2/16/2022			<0.001	<0.001	<0.001				
8/24/2022	<0.001								
8/25/2022		<0.001				<0.001	0.00048 (J)	<0.001	<0.001
8/26/2022			<0.001	<0.001	<0.001				
2/21/2023									<0.001
2/27/2023			<0.001	<0.001	<0.001		0.0005 (J)	<0.001	
2/28/2023	<0.001	<0.001				<0.001			
8/3/2023	<0.001	<0.001				<0.001			
8/8/2023							0.00091 (J)	<0.001	
8/9/2023			<0.001	<0.001	<0.001				<0.001
2/28/2024	<0.001					<0.001			
2/29/2024					<0.001		0.00089 (J)	<0.001	
3/1/2024			<0.001	<0.001					<0.001
3/4/2024		<0.001							

ND substitution: RL or RL/2 if <15% NDs.

Prediction Limit

Constituent: Arsenic, Total (mg/L) Analysis Run 3/29/2024 11:52 AM View: Appendix I - Interwell

Plant Scherer Data: Scherer Cell 1-CCR

	GWC-11	GWC-18	GWC-9	GWC-5	GWC-3	GWC-6	GWC-1	GWC-20	GWC-2
5/8/2010									
5/9/2010									
5/10/2010	<0.001	<0.001	<0.001						
5/11/2010				<0.001	<0.001	<0.001	<0.001	<0.001	<0.001
6/16/2010	<0.001	<0.001	<0.001						
6/17/2010					<0.001		<0.001	<0.001	
6/18/2010				<0.001		<0.001			
6/19/2010									<0.001
7/26/2010		<0.001							
7/27/2010	<0.001		<0.001	<0.001		<0.001	<0.001	<0.001	<0.001
7/28/2010					<0.001				
7/29/2010									
9/7/2010		<0.001			<0.001			<0.001	
9/8/2010	<0.001		<0.001						
9/9/2010				<0.001		<0.001	<0.001		<0.001
4/26/2011									
4/28/2011							<0.001		<0.001
4/29/2011	<0.001	<0.001	<0.001	<0.001	<0.001			<0.001	
4/30/2011						<0.001			
10/27/2011	<0.001		<0.001						
10/28/2011		<0.001		<0.001	<0.001			<0.001	<0.001
10/29/2011						<0.001	<0.001		
5/2/2012		<0.001							
5/3/2012			<0.001		<0.001		<0.001	<0.001	<0.001
5/4/2012	<0.001			<0.001		<0.001			
11/9/2012		<0.001			<0.001		<0.001		<0.001
11/10/2012	<0.001			<0.001		<0.001		<0.001	
11/11/2012			<0.001						
5/8/2013		<0.001							
5/9/2013	<0.001		<0.001	<0.001		<0.001	<0.001	<0.001	<0.001
5/10/2013					<0.001				
11/5/2013							<0.001		<0.001
11/6/2013	<0.001	<0.001	<0.001	<0.001	<0.001			<0.001	
11/7/2013						<0.001			
5/20/2014	<0.001								
5/21/2014			<0.001			<0.001			
5/22/2014				<0.001	<0.001			<0.001	<0.001
5/23/2014		<0.001					<0.001		
11/8/2014		<0.001							
11/9/2014				<0.001	<0.001	<0.001		<0.001	
11/12/2014	<0.001		<0.001						
11/13/2014							<0.001		<0.001
5/22/2015		<0.001			<0.001				
5/23/2015			<0.001				<0.001		
5/24/2015	<0.001			<0.001		<0.001		<0.001	<0.001
11/9/2015									
11/10/2015		<0.001			<0.001			<0.001	
11/11/2015				<0.001		<0.001	<0.001		<0.001
11/12/2015	<0.001		<0.001						
4/6/2016									
4/11/2016		<0.001							
4/12/2016					<0.001 (D)	<0.001	<0.001	<0.001	<0.001

ND substitution: RL or RL/2 if <15% NDs.

Prediction Limit

Constituent: Arsenic, Total (mg/L) Analysis Run 3/29/2024 11:52 AM View: Appendix I - Interwell

Plant Scherer Data: Scherer Cell 1-CCR

	GWC-11	GWC-18	GWC-9	GWC-5	GWC-3	GWC-6	GWC-1	GWC-20	GWC-2
4/13/2016	<0.001 (D)		<0.001 (D)						
4/19/2016				<0.001					
6/15/2016									
6/16/2016		<0.001					6E-05 (J)	5.4E-05 (J)	5.5E-05 (J)
6/20/2016					<0.001	6.3E-05 (J)			
6/21/2016	<0.001								
6/22/2016			<0.001	0.0008					
8/10/2016									
8/11/2016		<0.001					<0.001	<0.001	<0.001
8/12/2016					0.00053 (J)	<0.001			
8/15/2016	<0.001		<0.001						
8/16/2016				<0.001					
10/4/2016							0.00079		<0.001
10/5/2016	<0.001	<0.001			<0.001			<0.001	
10/6/2016			<0.001	<0.001		<0.001			
10/7/2016									
10/10/2016									
11/29/2016		<0.001							
11/30/2016					<0.001	<0.001	<0.001	<0.001	<0.001
12/1/2016	<0.001		<0.001	<0.001					
2/7/2017							<0.001		<0.001
2/8/2017	<0.001	<0.001	<0.001		<0.001			<0.001	
2/9/2017				<0.001		<0.001			
4/4/2017									
4/5/2017							<0.001		
4/6/2017	<0.001	<0.001	<0.001	<0.001	<0.001	<0.001		<0.001	<0.001
4/7/2017									
6/20/2017	<0.001						<0.001		<0.001
6/21/2017		<0.001	<0.001	<0.001	<0.001	<0.001		<0.001	
6/22/2017									
8/15/2017									
9/1/2017									
10/4/2017							<0.001		<0.001
10/5/2017	<0.001	<0.001	<0.001	<0.001	<0.001			<0.001	
10/6/2017						<0.001			
10/9/2017									
3/20/2018		<0.001					<0.001		<0.001
3/21/2018	<0.001		<0.001		0.00089	<0.001		0.00078	
3/22/2018				0.00046 (J)					
10/2/2018	<0.001	<0.001	<0.001				<0.001		<0.001
10/3/2018				<0.001	<0.001	<0.001		<0.001	
10/4/2018									
3/26/2019		<0.001			<0.001	<0.001	<0.001	<0.001	<0.001
3/27/2019	<0.001		0.00062	<0.001					
9/10/2019					0.00032 (J)		0.00033 (J)		0.00038 (J)
9/11/2019	0.00045 (J)	0.00043 (J)	0.00055 (J)	0.00038 (J)		0.00041 (J)			
9/12/2019								<0.001	
3/18/2020	<0.001	<0.001	<0.001	<0.001	<0.001	<0.001	<0.001		<0.001
3/19/2020								<0.001	
9/9/2020		<0.001	<0.001	<0.001			<0.001		<0.001
9/10/2020	<0.001				<0.001	<0.001		<0.001	
4/1/2021	<0.001	<0.001	<0.001	<0.001			<0.001		<0.001

ND substitution: RL or RL/2 if <15% NDs.

Prediction Limit

Constituent: Arsenic, Total (mg/L) Analysis Run 3/29/2024 11:52 AM View: Appendix I - Interwell

Plant Scherer Data: Scherer Cell 1-CCR

	GWC-11	GWC-18	GWC-9	GWC-5	GWC-3	GWC-6	GWC-1	GWC-20	GWC-2
4/2/2021									
4/5/2021						<0.001		<0.001	
4/6/2021					<0.001				
8/11/2021	<0.001	<0.001				<0.001		<0.001	
8/12/2021			<0.001	<0.001	<0.001				<0.001
8/17/2021									
8/18/2021							<0.001		
2/15/2022			<0.001	<0.001	<0.001	<0.001	<0.001		<0.001
2/16/2022	<0.001	<0.001						<0.001	
8/24/2022							<0.001		
8/25/2022	<0.001	<0.001	0.00037 (J)	<0.001	<0.001	<0.001		<0.001	
8/26/2022									<0.001
2/21/2023									
2/27/2023	<0.001		<0.001			<0.001	<0.001		<0.001
2/28/2023		<0.001		<0.001	<0.001			<0.001	
8/3/2023									
8/8/2023			<0.001	<0.001		<0.001		<0.001	
8/9/2023	<0.001	<0.001			<0.001		<0.001		<0.001
2/28/2024									
2/29/2024	<0.001	<0.001		<0.001		<0.001			
3/1/2024			<0.001				<0.001	<0.001	<0.001
3/4/2024					<0.001				

ND substitution: RL or RL/2 if <15% NDs.

Prediction Limit

Constituent: Arsenic, Total (mg/L) Analysis Run 3/29/2024 11:52 AM View: Appendix I - Interwell

Plant Scherer Data: Scherer Cell 1-CCR

	GWC-4	GWC-19
5/8/2010		
5/9/2010		
5/10/2010		
5/11/2010	<0.001	<0.001
6/16/2010		<0.001
6/17/2010	<0.001	
6/18/2010		
6/19/2010		
7/26/2010		
7/27/2010		<0.001
7/28/2010	<0.001	
7/29/2010		
9/7/2010		<0.001
9/8/2010	<0.001	
9/9/2010		
4/26/2011		
4/28/2011	<0.001	
4/29/2011		<0.001
4/30/2011		
10/27/2011		
10/28/2011		<0.001
10/29/2011	<0.001	
5/2/2012		<0.001
5/3/2012	<0.001	
5/4/2012		
11/9/2012		<0.001
11/10/2012	<0.001	
11/11/2012		
5/8/2013		
5/9/2013		<0.001
5/10/2013	<0.001	
11/5/2013		
11/6/2013	<0.001	<0.001
11/7/2013		
5/20/2014		
5/21/2014		
5/22/2014	<0.001	<0.001
5/23/2014		
11/8/2014		<0.001
11/9/2014	<0.001	
11/12/2014		
11/13/2014		
5/22/2015	<0.001	
5/23/2015		<0.001
5/24/2015		
11/9/2015		
11/10/2015		<0.001
11/11/2015	<0.001	
11/12/2015		
4/6/2016		
4/11/2016		<0.001
4/12/2016	<0.001	

ND substitution: RL or RL/2 if <15% NDs.

Prediction Limit

Constituent: Arsenic, Total (mg/L) Analysis Run 3/29/2024 11:52 AM View: Appendix I - Interwell

Plant Scherer Data: Scherer Cell 1-CCR

	GWC-4	GWC-19
4/13/2016		
4/19/2016		
6/15/2016		
6/16/2016		5.1E-05 (J)
6/20/2016	<0.001	
6/21/2016		
6/22/2016		
8/10/2016		
8/11/2016		<0.001
8/12/2016	<0.001	
8/15/2016		
8/16/2016		
10/4/2016		
10/5/2016		<0.001
10/6/2016	<0.001	
10/7/2016		
10/10/2016		
11/29/2016		<0.001
11/30/2016	<0.001	
12/1/2016		
2/7/2017		
2/8/2017	<0.001	<0.001
2/9/2017		
4/4/2017		
4/5/2017		<0.001
4/6/2017	<0.001	
4/7/2017		
6/20/2017		
6/21/2017		<0.001
6/22/2017	<0.001	
8/15/2017		
9/1/2017		
10/4/2017		
10/5/2017		<0.001
10/6/2017	<0.001	
10/9/2017		
3/20/2018		<0.001
3/21/2018	<0.001	
3/22/2018		
10/2/2018		<0.001
10/3/2018	<0.001	
10/4/2018		
3/26/2019	<0.001	<0.001
3/27/2019		
9/10/2019	0.00032 (J)	
9/11/2019		
9/12/2019		<0.001
3/18/2020		
3/19/2020	<0.001	<0.001
9/9/2020		<0.001
9/10/2020	<0.001	
4/1/2021		

ND substitution: RL or RL/2 if <15% NDs.

Prediction Limit

Constituent: Arsenic, Total (mg/L) Analysis Run 3/29/2024 11:52 AM View: Appendix I - Interwell

Plant Scherer Data: Scherer Cell 1-CCR

	GWC-4	GWC-19
4/2/2021	<0.001	
4/5/2021		<0.001
4/6/2021		
8/11/2021		<0.001
8/12/2021	<0.001	
8/17/2021		
8/18/2021		
2/15/2022	<0.001	
2/16/2022		<0.001
8/24/2022		
8/25/2022	<0.001	<0.001
8/26/2022		
2/21/2023		
2/27/2023	<0.001	
2/28/2023		<0.001
8/3/2023		
8/8/2023	<0.001	<0.001
8/9/2023		
2/28/2024		
2/29/2024	<0.001	<0.001
3/1/2024		
3/4/2024		

ND substitution: RL or RL/2 if <15% NDs.

Prediction Limit

Constituent: Silver (mg/L) Analysis Run 3/29/2024 11:52 AM View: Appendix I - Interwell

Plant Scherer Data: Scherer Cell 1-CCR

	GWA-17 (bg)	GWA-15 (bg)	GWC-13	GWC-12	GWA-16 (bg)	GWC-14	GWC-7	GWC-18	GWC-8A
5/8/2010	<0.001								
5/9/2010		<0.001	<0.001	<0.001	<0.001	<0.001			
5/10/2010							<0.001	<0.001	<0.001
5/11/2010									
6/16/2010	<0.001				<0.001			<0.001	
6/17/2010									
6/18/2010		<0.001	<0.001	<0.001		<0.001	<0.001		
6/19/2010									<0.001
7/26/2010	<0.001							<0.001	
7/27/2010				<0.001	<0.001				
7/28/2010		<0.001				<0.001	<0.001		<0.001
7/29/2010			<0.001						
9/7/2010	<0.001				<0.001			<0.001	
9/8/2010				<0.001					<0.001
9/9/2010		<0.001	<0.001			<0.001	<0.001		
4/26/2011			<0.001						
4/28/2011									
4/29/2011	<0.001			<0.001	<0.001			<0.001	
4/30/2011		<0.001				<0.001	<0.001		<0.001
10/27/2011									<0.001
10/28/2011	<0.001	<0.001	<0.001	<0.001	<0.001	<0.001		<0.001	
10/29/2011							<0.001		
5/2/2012	<0.001	<0.001			<0.001			<0.001	
5/3/2012				<0.001		<0.001			
5/4/2012			<0.001				<0.001		<0.001
11/9/2012	<0.001	<0.001			<0.001			<0.001	
11/10/2012				<0.001		<0.001	<0.001		
11/11/2012			<0.001						<0.001
5/8/2013	<0.001	<0.001	<0.001		<0.001	<0.001		<0.001	
5/9/2013				<0.001			<0.001		
5/10/2013									<0.001
11/5/2013		<0.001				<0.001			
11/6/2013	<0.001			<0.001	<0.001			<0.001	
11/7/2013			<0.001				<0.001		<0.001
5/20/2014	<0.001	<0.001	<0.001	<0.001	<0.001	<0.001			
5/21/2014							<0.001		<0.001
5/22/2014									
5/23/2014								<0.001	
11/8/2014	<0.001				<0.001			<0.001	
11/9/2014									
11/12/2014		<0.001	<0.001	<0.001		<0.001	<0.001		
11/13/2014									<0.001
5/22/2015	<0.001	<0.001			<0.001			<0.001	
5/23/2015				<0.001					<0.001
5/24/2015			<0.001			<0.001	<0.001		
11/9/2015	<0.001				<0.001				
11/10/2015								<0.001	
11/11/2015		<0.001				<0.001	<0.001		<0.001
11/12/2015			<0.001	<0.001					
4/6/2016	<0.001	<0.001			<0.001				
4/11/2016								<0.001	
4/12/2016									

ND substitution: RL or RL/2 if <15% NDs.

Prediction Limit

Constituent: Silver (mg/L) Analysis Run 3/29/2024 11:52 AM View: Appendix I - Interwell

Plant Scherer Data: Scherer Cell 1-CCR

	GWA-17 (bg)	GWA-15 (bg)	GWC-13	GWC-12	GWA-16 (bg)	GWC-14	GWC-7	GWC-18	GWC-8A
4/13/2016			<0.001 (D)	<0.001 (D)		<0.001 (D)	<0.001 (D)		
4/19/2016									<0.001
10/4/2016		<0.001			<0.001	<0.001			
10/5/2016	<0.001			<0.001				<0.001	
10/6/2016							<0.001		
10/7/2016			<0.001						
10/10/2016									<0.001
4/4/2017	<0.001	<0.001			<0.001				
4/5/2017				<0.001					
4/6/2017			<0.001			<0.001		<0.001	
4/7/2017							<0.001		<0.001
10/4/2017		<0.001							
10/5/2017	<0.001			<0.001	<0.001	<0.001		<0.001	
10/6/2017			0.00031				<0.001		
10/9/2017									<0.001
3/20/2018	<0.001	<0.001 (D)			<0.001	<0.001		<0.001	
3/21/2018				<0.001 (D)					
3/22/2018			<0.001				<0.001		<0.001
10/2/2018	<0.001	<0.001		<0.001	<0.001	<0.001		<0.001	
10/3/2018			<0.001						
10/4/2018							<0.001		<0.001
3/26/2019	<0.001	<0.001	<0.001	<0.001	<0.001	<0.001		<0.001	
3/27/2019							<0.001		<0.001
9/10/2019	<0.001	<0.001			<0.001				
9/11/2019			<0.001	<0.001		<0.001	<0.001	<0.001	<0.001
9/12/2019									
3/18/2020	<0.001	<0.001	<0.001	<0.001	<0.001	<0.001		<0.001	<0.001
3/19/2020							<0.001		
9/9/2020	<0.001	<0.001			<0.001	<0.001		<0.001	<0.001
9/10/2020			<0.001	<0.001			<0.001		
4/1/2021	<0.001	<0.001		<0.001	<0.001	<0.001	<0.001	<0.001	
4/2/2021									
4/5/2021									<0.001
4/6/2021			<0.001						
8/11/2021	<0.001	<0.001	<0.001	<0.001	<0.001	<0.001	<0.001	<0.001	
8/12/2021									<0.001
8/17/2021									
8/18/2021									
2/15/2022	<0.001	<0.001			<0.001		<0.001		<0.001
2/16/2022			<0.001	<0.001		<0.001		<0.001	
8/24/2022	<0.001								
8/25/2022		<0.001			<0.001		<0.001	<0.001	<0.001
8/26/2022			<0.001	<0.001		<0.001			
2/21/2023									
2/27/2023			<0.001	<0.001		<0.001	<0.001		<0.001
2/28/2023	<0.001	<0.001			<0.001			<0.001	
8/3/2023	<0.001	<0.001			<0.001				
8/8/2023							<0.001		<0.001
8/9/2023			<0.001	<0.001		<0.001		<0.001	
2/28/2024	<0.001				<0.001				
2/29/2024				<0.001			<0.001	<0.001	<0.001
3/1/2024			<0.001			<0.001			

ND substitution: RL or RL/2 if <15% NDs.

Prediction Limit

Constituent: Silver (mg/L) Analysis Run 3/29/2024 11:52 AM View: Appendix I - Interwell

Plant Scherer Data: Scherer Cell 1-CCR

	GWA-17 (bg)	GWA-15 (bg)	GWC-13	GWC-12	GWA-16 (bg)	GWC-14	GWC-7	GWC-18	GWC-8A
3/4/2024		<0.001							

ND substitution: RL or RL/2 if <15% NDs.

Prediction Limit

Constituent: Silver (mg/L) Analysis Run 3/29/2024 11:52 AM View: Appendix I - Interwell

Plant Scherer Data: Scherer Cell 1-CCR

	GWC-10	GWC-11	GWC-9	GWC-4	GWC-6	GWC-1	GWC-5	GWC-20	GWC-2
5/8/2010									
5/9/2010									
5/10/2010	<0.001	<0.001	<0.001						
5/11/2010				<0.001	<0.001	<0.001	<0.001	<0.001	<0.001
6/16/2010	<0.001	<0.001	<0.001						
6/17/2010				<0.001		<0.001		<0.001	
6/18/2010					<0.001		<0.001		
6/19/2010									<0.001
7/26/2010									
7/27/2010		<0.001	<0.001		<0.001	<0.001	<0.001	<0.001	<0.001
7/28/2010	<0.001			<0.001					
7/29/2010									
9/7/2010								<0.001	
9/8/2010	<0.001	<0.001	<0.001	<0.001					
9/9/2010					<0.001	<0.001	<0.001		<0.001
4/26/2011									
4/28/2011				<0.001		<0.001			<0.001
4/29/2011	<0.001	<0.001	<0.001				<0.001	<0.001	
4/30/2011					<0.001				
10/27/2011	<0.001	<0.001	<0.001						
10/28/2011							<0.001	<0.001	<0.001
10/29/2011				<0.001	<0.001	<0.001			
5/2/2012									
5/3/2012			<0.001	<0.001		<0.001		<0.001	<0.001
5/4/2012	<0.001	<0.001			<0.001		<0.001		
11/9/2012						<0.001			<0.001
11/10/2012		<0.001		<0.001	<0.001		<0.001	<0.001	
11/11/2012	<0.001		<0.001						
5/8/2013									
5/9/2013	<0.001	<0.001	<0.001		<0.001	<0.001	<0.001	<0.001	<0.001
5/10/2013				<0.001					
11/5/2013	<0.001					<0.001			<0.001
11/6/2013		<0.001	<0.001	<0.001			<0.001	<0.001	
11/7/2013					<0.001				
5/20/2014		<0.001							
5/21/2014	<0.001		<0.001		<0.001				
5/22/2014				<0.001			<0.001	<0.001	<0.001
5/23/2014						<0.001			
11/8/2014									
11/9/2014				<0.001	<0.001		<0.001	<0.001	
11/12/2014	<0.001	<0.001	<0.001						
11/13/2014						<0.001			<0.001
5/22/2015				<0.001					
5/23/2015	<0.001		<0.001			<0.001			
5/24/2015		<0.001			<0.001		<0.001	<0.001	<0.001
11/9/2015									
11/10/2015								<0.001	
11/11/2015				<0.001	<0.001	<0.001	<0.001		<0.001
11/12/2015	<0.001	<0.001	<0.001						
4/6/2016									
4/11/2016									
4/12/2016				<0.001	<0.001	<0.001		<0.001	<0.001

ND substitution: RL or RL/2 if <15% NDs.

Prediction Limit

Constituent: Silver (mg/L) Analysis Run 3/29/2024 11:52 AM View: Appendix I - Interwell

Plant Scherer Data: Scherer Cell 1-CCR

	GWC-10	GWC-11	GWC-9	GWC-4	GWC-6	GWC-1	GWC-5	GWC-20	GWC-2
4/13/2016	<0.001 (D)	<0.001 (D)	<0.001 (D)						
4/19/2016							<0.001		
10/4/2016						0.00012 (J)			<0.001
10/5/2016	<0.001	<0.001						<0.001	
10/6/2016			<0.001	<0.001	0.00012 (J)		<0.001		
10/7/2016									
10/10/2016									
4/4/2017									
4/5/2017						<0.001			
4/6/2017	<0.001	<0.001	<0.001	<0.001	<0.001		<0.001	<0.001	<0.001
4/7/2017									
10/4/2017						<0.001			<0.001
10/5/2017	<0.001	<0.001	<0.001				<0.001	<0.001	
10/6/2017				<0.001	<0.001				
10/9/2017									
3/20/2018						<0.001			<0.001
3/21/2018	<0.001	<0.001	<0.001	<0.001	<0.001			<0.001	
3/22/2018							<0.001		
10/2/2018	<0.001	<0.001	<0.001			<0.001			<0.001
10/3/2018				<0.001	<0.001		<0.001	<0.001	
10/4/2018									
3/26/2019				<0.001	<0.001	<0.001		<0.001	<0.001
3/27/2019	<0.001	<0.001	<0.001				<0.001		
9/10/2019				<0.001		<0.001			<0.001
9/11/2019	<0.001	<0.001 (D)	<0.001		<0.001		<0.001		
9/12/2019								<0.001	
3/18/2020	<0.001	<0.001	<0.001		<0.001	<0.001	<0.001		<0.001
3/19/2020				<0.001				<0.001	
9/9/2020	<0.001		<0.001			<0.001	<0.001		<0.001
9/10/2020		<0.001		<0.001	<0.001			<0.001	
4/1/2021	<0.001	<0.001	<0.001			<0.001	<0.001		<0.001
4/2/2021				<0.001					
4/5/2021					<0.001			<0.001	
4/6/2021									
8/11/2021		<0.001			<0.001			<0.001	
8/12/2021			<0.001	<0.001			<0.001		<0.001
8/17/2021	<0.001								
8/18/2021						<0.001			
2/15/2022	<0.001		<0.001	<0.001	<0.001	<0.001	<0.001		<0.001
2/16/2022		<0.001						<0.001	
8/24/2022						<0.001			
8/25/2022	<0.001	<0.001	<0.001	<0.001	<0.001		<0.001	<0.001	
8/26/2022									<0.001
2/21/2023	<0.001								
2/27/2023		<0.001	<0.001	<0.001	<0.001	<0.001			<0.001
2/28/2023							<0.001	<0.001	
8/3/2023									
8/8/2023			<0.001	<0.001	<0.001		<0.001	<0.001	
8/9/2023	<0.001	<0.001				<0.001			<0.001
2/28/2024									
2/29/2024		<0.001		<0.001	<0.001		<0.001		
3/1/2024	<0.001		<0.001			<0.001		<0.001	<0.001

ND substitution: RL or RL/2 if <15% NDs.

Prediction Limit

Constituent: Silver (mg/L) Analysis Run 3/29/2024 11:52 AM View: Appendix I - Interwell

Plant Scherer Data: Scherer Cell 1-CCR

	GWC-10	GWC-11	GWC-9	GWC-4	GWC-6	GWC-1	GWC-5	GWC-20	GWC-2
3/4/2024									

Prediction Limit

Constituent: Silver (mg/L) Analysis Run 3/29/2024 11:52 AM View: Appendix I - Interwell

Plant Scherer Data: Scherer Cell 1-CCR

	GWC-3	GWC-19
5/8/2010		
5/9/2010		
5/10/2010		
5/11/2010	<0.001	<0.001
6/16/2010		<0.001
6/17/2010	<0.001	
6/18/2010		
6/19/2010		
7/26/2010		
7/27/2010		<0.001
7/28/2010	<0.001	
7/29/2010		
9/7/2010	<0.001	<0.001
9/8/2010		
9/9/2010		
4/26/2011		
4/28/2011		
4/29/2011	<0.001	<0.001
4/30/2011		
10/27/2011		
10/28/2011	<0.001	<0.001
10/29/2011		
5/2/2012		<0.001
5/3/2012	<0.001	
5/4/2012		
11/9/2012	<0.001	<0.001
11/10/2012		
11/11/2012		
5/8/2013		
5/9/2013		<0.001
5/10/2013	<0.001	
11/5/2013		
11/6/2013	<0.001	<0.001
11/7/2013		
5/20/2014		
5/21/2014		
5/22/2014	<0.001	<0.001
5/23/2014		
11/8/2014		<0.001
11/9/2014	<0.001	
11/12/2014		
11/13/2014		
5/22/2015	<0.001	
5/23/2015		<0.001
5/24/2015		
11/9/2015		
11/10/2015	<0.001	<0.001
11/11/2015		
11/12/2015		
4/6/2016		
4/11/2016		<0.001
4/12/2016	<0.001 (D)	

ND substitution: RL or RL/2 if <15% NDs.

Prediction Limit

Constituent: Silver (mg/L) Analysis Run 3/29/2024 11:52 AM View: Appendix I - Interwell

Plant Scherer Data: Scherer Cell 1-CCR

	GWC-3	GWC-19
4/13/2016		
4/19/2016		
10/4/2016		
10/5/2016	<0.001	<0.001
10/6/2016		
10/7/2016		
10/10/2016		
4/4/2017		
4/5/2017		<0.001
4/6/2017	<0.001	
4/7/2017		
10/4/2017		
10/5/2017	<0.001	<0.001
10/6/2017		
10/9/2017		
3/20/2018		<0.001
3/21/2018	<0.001	
3/22/2018		
10/2/2018		<0.001
10/3/2018	<0.001	
10/4/2018		
3/26/2019	<0.001	<0.001
3/27/2019		
9/10/2019	<0.001	
9/11/2019		
9/12/2019		<0.001
3/18/2020	<0.001	
3/19/2020		<0.001
9/9/2020		<0.001
9/10/2020	<0.001	
4/1/2021		
4/2/2021		
4/5/2021		<0.001
4/6/2021	<0.001	
8/11/2021		<0.001
8/12/2021	<0.001	
8/17/2021		
8/18/2021		
2/15/2022	<0.001	
2/16/2022		<0.001
8/24/2022		
8/25/2022	<0.001	<0.001
8/26/2022		
2/21/2023		
2/27/2023		
2/28/2023	<0.001	<0.001
8/3/2023		
8/8/2023		<0.001
8/9/2023	<0.001	
2/28/2024		
2/29/2024		<0.001
3/1/2024		

ND substitution: RL or RL/2 if <15% NDs.

Prediction Limit

Constituent: Silver (mg/L) Analysis Run 3/29/2024 11:52 AM View: Appendix I - Interwell

Plant Scherer Data: Scherer Cell 1-CCR

	GWC-3	GWC-19
3/4/2024	<0.001	

ND substitution: RL or RL/2 if <15% NDs.

FIGURE I.

Appendix I & III Trend Tests Summary - Significant Results

Plant Scherer Data: Scherer Cell 1-CCR Printed 3/29/2024, 1:12 PM

Constituent	Well	Slope	Calc.	Critical	Sig.	N	%NDs	Normality	Alpha	Method
Barium, Total (mg/L)	GWA-17 (bg)	-0.0007003	-219	-191	Yes	36	2.778	n/a	0.01	NP
Barium, Total (mg/L)	GWC-10	0.0009692	403	191	Yes	36	5.556	n/a	0.01	NP
Barium, Total (mg/L)	GWC-19	0.0009869	346	191	Yes	36	2.778	n/a	0.01	NP
Barium, Total (mg/L)	GWC-4	0.002218	519	206	Yes	38	0	n/a	0.01	NP
Calcium (mg/L)	GWA-17 (bg)	0.2916	128	92	Yes	22	0	n/a	0.01	NP
Calcium (mg/L)	GWC-19	1.182	186	98	Yes	23	0	n/a	0.01	NP
Calcium (mg/L)	GWC-4	1.232	178	98	Yes	23	0	n/a	0.01	NP
Calcium (mg/L)	GWC-7	0.2544	96	92	Yes	22	0	n/a	0.01	NP
Calcium (mg/L)	GWC-8A	5.216	150	87	Yes	21	0	n/a	0.01	NP
Chloride (mg/L)	GWA-15 (bg)	0.1539	106	92	Yes	22	0	n/a	0.01	NP
Chloride (mg/L)	GWA-17 (bg)	-0.04392	-122	-92	Yes	22	0	n/a	0.01	NP
Chloride (mg/L)	GWC-14	0.09154	95	92	Yes	22	0	n/a	0.01	NP
Chloride (mg/L)	GWC-18	0.05564	107	92	Yes	22	0	n/a	0.01	NP
Chloride (mg/L)	GWC-19	0.1345	98	92	Yes	22	0	n/a	0.01	NP
Chloride (mg/L)	GWC-4	1.692	186	98	Yes	23	0	n/a	0.01	NP
Chloride (mg/L)	GWC-7	0.2466	139	92	Yes	22	0	n/a	0.01	NP
pH (S.U.)	GWA-15 (bg)	-0.0178	-121	-118	Yes	26	0	n/a	0.01	NP
pH (S.U.)	GWA-17 (bg)	0.04321	180	111	Yes	25	0	n/a	0.01	NP
pH (S.U.)	GWC-5	0.05647	159	118	Yes	26	0	n/a	0.01	NP
Sulfate (mg/L)	GWA-15 (bg)	0.2092	111	92	Yes	22	36.36	n/a	0.01	NP
Sulfate (mg/L)	GWC-10	0.497	223	105	Yes	24	12.5	n/a	0.01	NP
Sulfate (mg/L)	GWC-4	3.102	149	105	Yes	24	0	n/a	0.01	NP
Total Dissolved Solids (mg/L)	GWC-4	14.07	175	98	Yes	23	0	n/a	0.01	NP

Appendix I & III Trend Tests Summary - All Results

Plant Scherer Data: Scherer Cell 1-CCR Printed 3/29/2024, 1:12 PM

Constituent	Well	Slope	Calc.	Critical	Sig.	N	%NDs	Normality	Alpha	Method
Barium, Total (mg/L)	GWA-15 (bg)	0	66	191	No	36	2.778	n/a	0.01	NP
Barium, Total (mg/L)	GWA-16 (bg)	-0.0002293	-159	-191	No	36	0	n/a	0.01	NP
Barium, Total (mg/L)	**GWA-17 (bg)**	**-0.0007003**	**-219**	**-191**	**Yes**	**36**	**2.778**	**n/a**	**0.01**	**NP**
Barium, Total (mg/L)	**GWC-10**	**0.0009692**	**403**	**191**	**Yes**	**36**	**5.556**	**n/a**	**0.01**	**NP**
Barium, Total (mg/L)	GWC-14	0.0001183	145	176	No	34	2.941	n/a	0.01	NP
Barium, Total (mg/L)	**GWC-19**	**0.0009869**	**346**	**191**	**Yes**	**36**	**2.778**	**n/a**	**0.01**	**NP**
Barium, Total (mg/L)	GWC-20	0	43	191	No	36	2.778	n/a	0.01	NP
Barium, Total (mg/L)	**GWC-4**	**0.002218**	**519**	**206**	**Yes**	**38**	**0**	**n/a**	**0.01**	**NP**
Calcium (mg/L)	GWA-15 (bg)	0	3	92	No	22	0	n/a	0.01	NP
Calcium (mg/L)	GWA-16 (bg)	0.1304	45	92	No	22	0	n/a	0.01	NP
Calcium (mg/L)	**GWA-17 (bg)**	**0.2916**	**128**	**92**	**Yes**	**22**	**0**	**n/a**	**0.01**	**NP**
Calcium (mg/L)	**GWC-19**	**1.182**	**186**	**98**	**Yes**	**23**	**0**	**n/a**	**0.01**	**NP**
Calcium (mg/L)	GWC-20	0.2593	77	92	No	22	0	n/a	0.01	NP
Calcium (mg/L)	**GWC-4**	**1.232**	**178**	**98**	**Yes**	**23**	**0**	**n/a**	**0.01**	**NP**
Calcium (mg/L)	GWC-6	-0.2856	-57	-92	No	22	0	n/a	0.01	NP
Calcium (mg/L)	**GWC-7**	**0.2544**	**96**	**92**	**Yes**	**22**	**0**	**n/a**	**0.01**	**NP**
Calcium (mg/L)	**GWC-8A**	**5.216**	**150**	**87**	**Yes**	**21**	**0**	**n/a**	**0.01**	**NP**
Chloride (mg/L)	**GWA-15 (bg)**	**0.1539**	**106**	**92**	**Yes**	**22**	**0**	**n/a**	**0.01**	**NP**
Chloride (mg/L)	GWA-16 (bg)	0	-45	-92	No	22	0	n/a	0.01	NP
Chloride (mg/L)	**GWA-17 (bg)**	**-0.04392**	**-122**	**-92**	**Yes**	**22**	**0**	**n/a**	**0.01**	**NP**
Chloride (mg/L)	GWC-11	0	-1	-92	No	22	0	n/a	0.01	NP
Chloride (mg/L)	GWC-12	0.0171	48	92	No	22	0	n/a	0.01	NP
Chloride (mg/L)	**GWC-14**	**0.09154**	**95**	**92**	**Yes**	**22**	**0**	**n/a**	**0.01**	**NP**
Chloride (mg/L)	**GWC-18**	**0.05564**	**107**	**92**	**Yes**	**22**	**0**	**n/a**	**0.01**	**NP**
Chloride (mg/L)	**GWC-19**	**0.1345**	**98**	**92**	**Yes**	**22**	**0**	**n/a**	**0.01**	**NP**
Chloride (mg/L)	GWC-20	0.02645	65	92	No	22	4.545	n/a	0.01	NP
Chloride (mg/L)	**GWC-4**	**1.692**	**186**	**98**	**Yes**	**23**	**0**	**n/a**	**0.01**	**NP**
Chloride (mg/L)	**GWC-7**	**0.2466**	**139**	**92**	**Yes**	**22**	**0**	**n/a**	**0.01**	**NP**
Chloride (mg/L)	GWC-9	0.05592	51	92	No	22	0	n/a	0.01	NP
Nickel (mg/L)	GWA-15 (bg)	0	-144	-152	No	31	67.74	n/a	0.01	NP
Nickel (mg/L)	GWA-16 (bg)	0	-11	-146	No	30	96.67	n/a	0.01	NP
Nickel (mg/L)	GWA-17 (bg)	0	-42	-152	No	31	87.1	n/a	0.01	NP
Nickel (mg/L)	GWC-10	0	97	161	No	32	59.38	n/a	0.01	NP
Nickel (mg/L)	GWC-14	0	30	152	No	31	96.77	n/a	0.01	NP
pH (S.U.)	**GWA-15 (bg)**	**-0.0178**	**-121**	**-118**	**Yes**	**26**	**0**	**n/a**	**0.01**	**NP**
pH (S.U.)	GWA-16 (bg)	0.006799	36	111	No	25	0	n/a	0.01	NP
pH (S.U.)	**GWA-17 (bg)**	**0.04321**	**180**	**111**	**Yes**	**25**	**0**	**n/a**	**0.01**	**NP**
pH (S.U.)	GWC-20	0.009807	100	131	No	28	0	n/a	0.01	NP
pH (S.U.)	**GWC-5**	**0.05647**	**159**	**118**	**Yes**	**26**	**0**	**n/a**	**0.01**	**NP**
pH (S.U.)	GWC-7	0.01084	66	111	No	25	0	n/a	0.01	NP
Sulfate (mg/L)	**GWA-15 (bg)**	**0.2092**	**111**	**92**	**Yes**	**22**	**36.36**	**n/a**	**0.01**	**NP**
Sulfate (mg/L)	GWA-16 (bg)	0	-8	-92	No	22	86.36	n/a	0.01	NP
Sulfate (mg/L)	GWA-17 (bg)	0	4	92	No	22	81.82	n/a	0.01	NP
Sulfate (mg/L)	**GWC-10**	**0.497**	**223**	**105**	**Yes**	**24**	**12.5**	**n/a**	**0.01**	**NP**
Sulfate (mg/L)	GWC-18	0	27	92	No	22	77.27	n/a	0.01	NP
Sulfate (mg/L)	GWC-2	0	14	92	No	22	50	n/a	0.01	NP
Sulfate (mg/L)	GWC-3	0.1127	84	105	No	24	45.83	n/a	0.01	NP
Sulfate (mg/L)	**GWC-4**	**3.102**	**149**	**105**	**Yes**	**24**	**0**	**n/a**	**0.01**	**NP**
Sulfate (mg/L)	GWC-6	0	4	92	No	22	0	n/a	0.01	NP
Sulfate (mg/L)	GWC-7	0	47	92	No	22	72.73	n/a	0.01	NP
Total Dissolved Solids (mg/L)	GWA-15 (bg)	1.835	54	92	No	22	9.091	n/a	0.01	NP
Total Dissolved Solids (mg/L)	GWA-16 (bg)	0	20	92	No	22	0	n/a	0.01	NP
Total Dissolved Solids (mg/L)	GWA-17 (bg)	3.602	77	92	No	22	0	n/a	0.01	NP
Total Dissolved Solids (mg/L)	**GWC-4**	**14.07**	**175**	**98**	**Yes**	**23**	**0**	**n/a**	**0.01**	**NP**
Zinc (mg/L)	GWA-15 (bg)	0	12	152	No	31	96.77	n/a	0.01	NP
Zinc (mg/L)	GWA-16 (bg)	0	-41	-152	No	31	93.55	n/a	0.01	NP
Zinc (mg/L)	GWA-17 (bg)	0	13	152	No	31	90.32	n/a	0.01	NP
Zinc (mg/L)	GWC-14	0	17	152	No	31	93.55	n/a	0.01	NP

Sanitas™ v.10.0.16b Software licensed to . UG
Hollow symbols indicate censored values.

Sen's Slope Estimator

GWA-15 (bg)

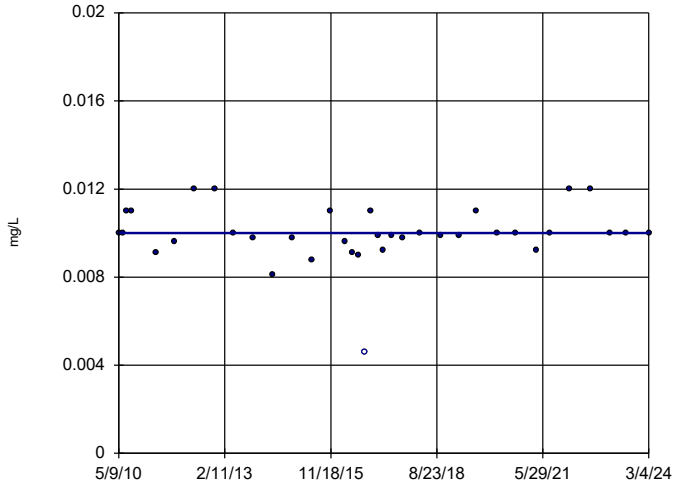

n = 36

Slope = 0
units per year.

Mann-Kendall
statistic = 66
critical = 191

Trend not sig-
nificant at 99%
confidence level
(α = 0.005 per
tail).

Constituent: Barium, Total Analysis Run 3/29/2024 1:11 PM View: Trend Tests
Plant Scherer Data: Scherer Cell 1-CCR

Sanitas™ v.10.0.16b Software licensed to . UG

Sen's Slope Estimator

GWA-16 (bg)

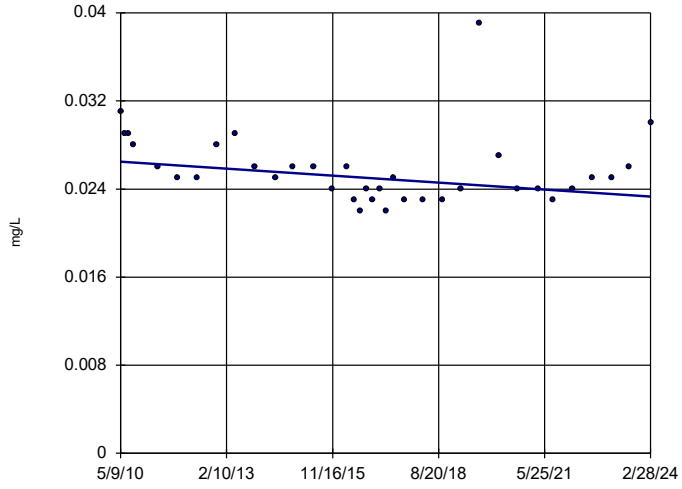

n = 36

Slope = -0.0002293
units per year.

Mann-Kendall
statistic = -159
critical = -191

Trend not sig-
nificant at 99%
confidence level
(α = 0.005 per
tail).

Constituent: Barium, Total Analysis Run 3/29/2024 1:11 PM View: Trend Tests
Plant Scherer Data: Scherer Cell 1-CCR

Sanitas™ v.10.0.16b Software licensed to . UG
Hollow symbols indicate censored values.

Sen's Slope Estimator

GWA-17 (bg)

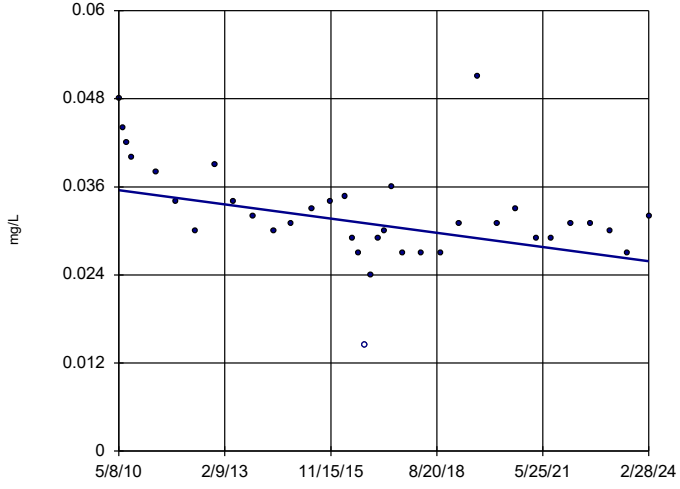

n = 36

Slope = -0.0007003
units per year.

Mann-Kendall
statistic = -219
critical = -191

Decreasing trend
significant at 99%
confidence level
(α = 0.005 per
tail).

Constituent: Barium, Total Analysis Run 3/29/2024 1:11 PM View: Trend Tests
Plant Scherer Data: Scherer Cell 1-CCR

Sanitas™ v.10.0.16b Software licensed to . UG
Hollow symbols indicate censored values.

Sen's Slope Estimator

GWC-10

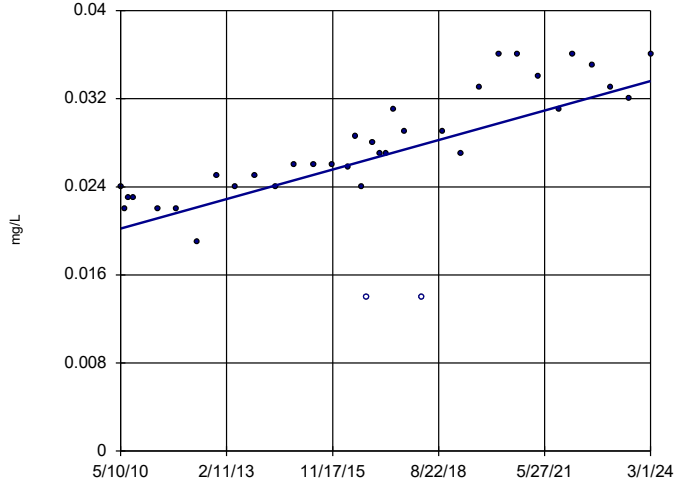

n = 36

Slope = 0.0009692
units per year.

Mann-Kendall
statistic = 403
critical = 191

Increasing trend
significant at 99%
confidence level
(α = 0.005 per
tail).

Constituent: Barium, Total Analysis Run 3/29/2024 1:11 PM View: Trend Tests
Plant Scherer Data: Scherer Cell 1-CCR

Sanitas™ v.10.0.16b Software licensed to . UG
Hollow symbols indicate censored values.

Sen's Slope Estimator

GWC-14

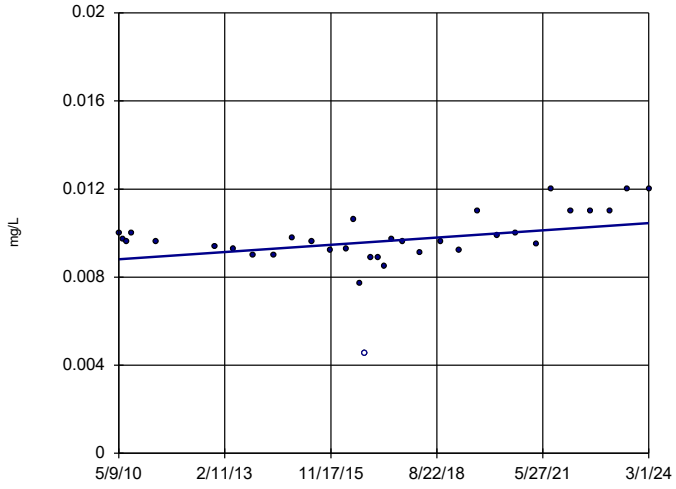

n = 34

Slope = 0.0001183 units per year.

Mann-Kendall statistic = 145 critical = 176

Trend not significant at 99% confidence level (α = 0.005 per tail).

Constituent: Barium, Total Analysis Run 3/29/2024 1:11 PM View: Trend Tests
Plant Scherer Data: Scherer Cell 1-CCR

Sanitas™ v.10.0.16b Software licensed to . UG
Hollow symbols indicate censored values.

Sen's Slope Estimator

GWC-19

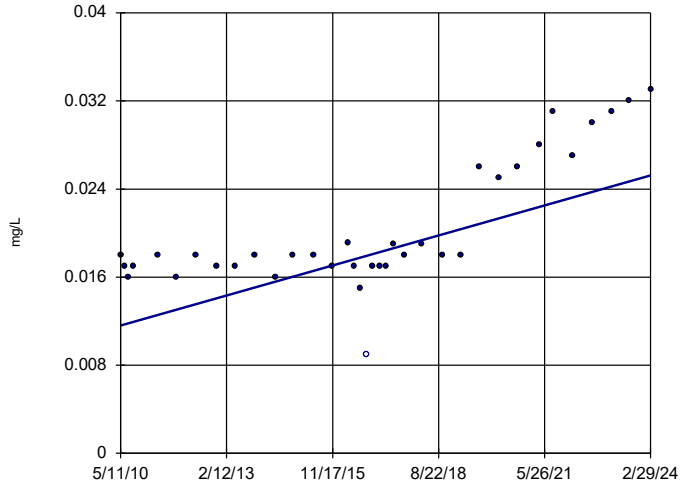

n = 36

Slope = 0.0009869 units per year.

Mann-Kendall statistic = 346 critical = 191

Increasing trend significant at 99% confidence level (α = 0.005 per tail).

Constituent: Barium, Total Analysis Run 3/29/2024 1:11 PM View: Trend Tests
Plant Scherer Data: Scherer Cell 1-CCR

Sanitas™ v.10.0.16b Software licensed to . UG
Hollow symbols indicate censored values.

Sen's Slope Estimator

GWC-20

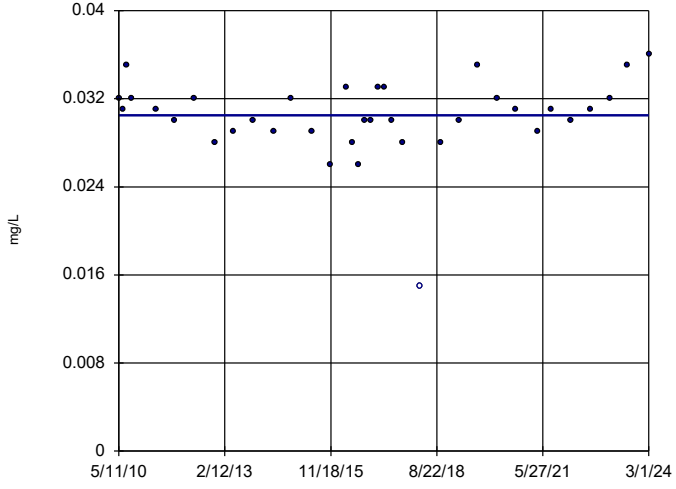

n = 36

Slope = 0 units per year.

Mann-Kendall statistic = 43 critical = 191

Trend not significant at 99% confidence level (α = 0.005 per tail).

Constituent: Barium, Total Analysis Run 3/29/2024 1:11 PM View: Trend Tests
Plant Scherer Data: Scherer Cell 1-CCR

Sanitas™ v.10.0.16b Software licensed to . UG

Sen's Slope Estimator

GWC-4

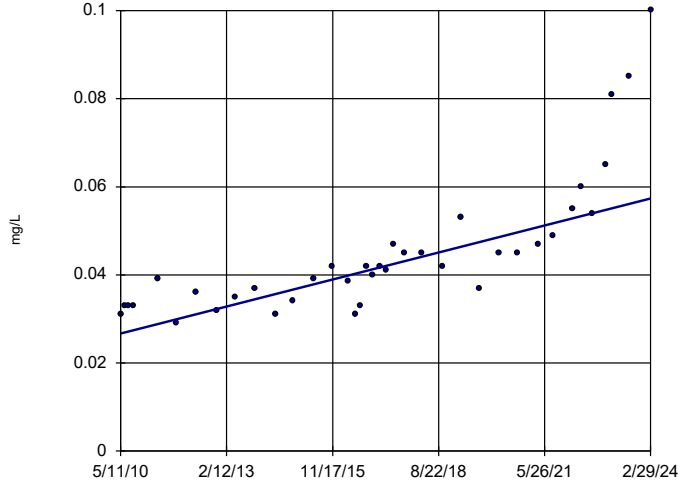

n = 38

Slope = 0.002218 units per year.

Mann-Kendall statistic = 519 critical = 206

Increasing trend significant at 99% confidence level (α = 0.005 per tail).

Constituent: Barium, Total Analysis Run 3/29/2024 1:11 PM View: Trend Tests
Plant Scherer Data: Scherer Cell 1-CCR

Sanitas™ v.10.0.16b Software licensed to . UG

Sen's Slope Estimator

GWA-15 (bg)

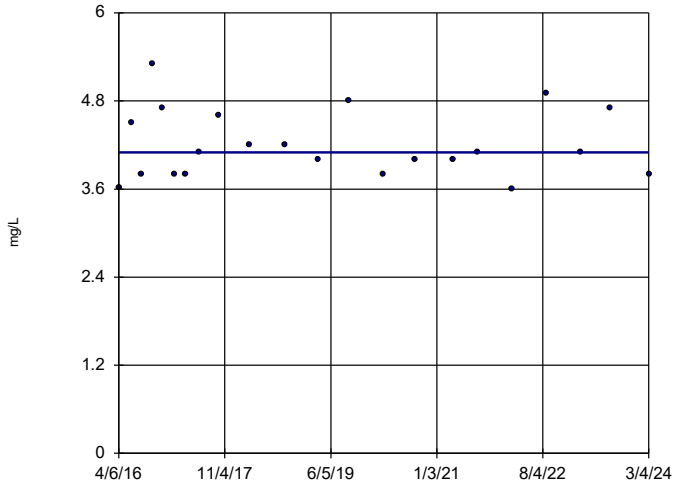

n = 22

Slope = 0 units per year.

Mann-Kendall statistic = 3 critical = 92

Trend not significant at 99% confidence level (α = 0.005 per tail).

Constituent: Calcium Analysis Run 3/29/2024 1:11 PM View: Trend Tests

Plant Scherer Data: Scherer Cell 1-CCR

Sanitas™ v.10.0.16b Software licensed to . UG

Sen's Slope Estimator

GWA-16 (bg)

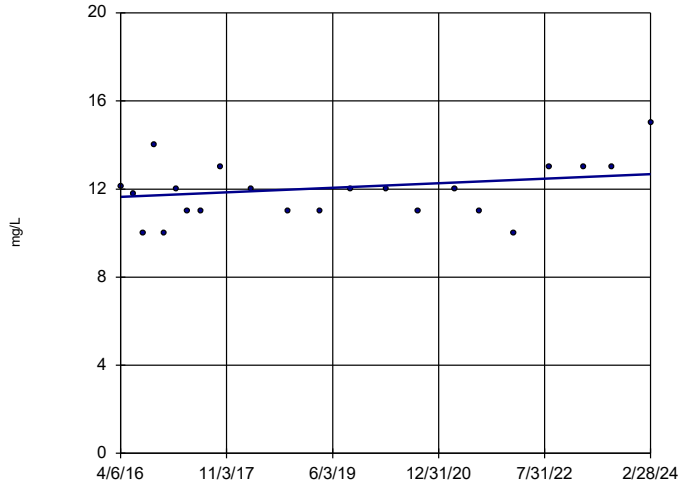

n = 22

Slope = 0.1304 units per year.

Mann-Kendall statistic = 45 critical = 92

Trend not significant at 99% confidence level (α = 0.005 per tail).

Constituent: Calcium Analysis Run 3/29/2024 1:11 PM View: Trend Tests

Plant Scherer Data: Scherer Cell 1-CCR

Sanitas™ v.10.0.16b Software licensed to . UG

Sen's Slope Estimator

GWA-17 (bg)

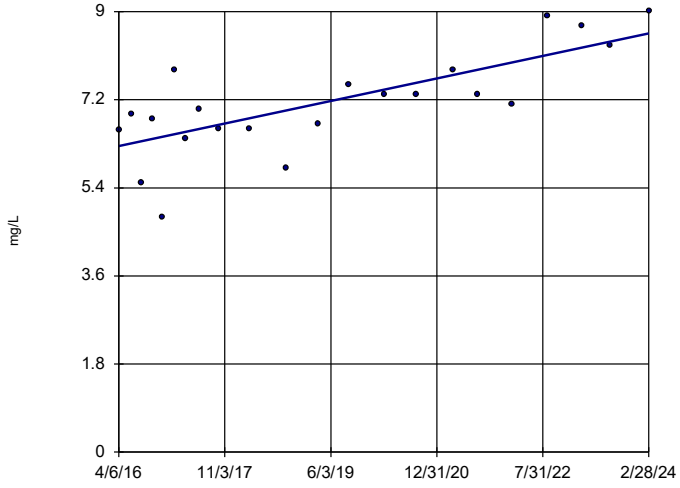

n = 22

Slope = 0.2916 units per year.

Mann-Kendall statistic = 128 critical = 92

Increasing trend significant at 99% confidence level (α = 0.005 per tail).

Constituent: Calcium Analysis Run 3/29/2024 1:11 PM View: Trend Tests

Plant Scherer Data: Scherer Cell 1-CCR

Sanitas™ v.10.0.16b Software licensed to . UG

Sen's Slope Estimator

GWC-19

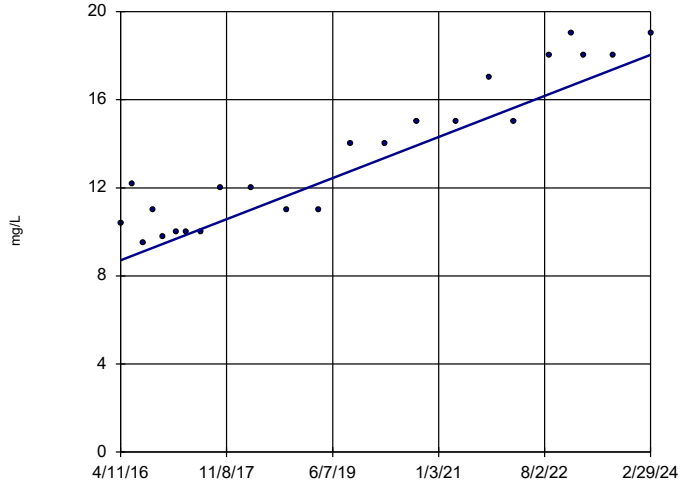

n = 23

Slope = 1.182 units per year.

Mann-Kendall statistic = 186 critical = 98

Increasing trend significant at 99% confidence level (α = 0.005 per tail).

Constituent: Calcium Analysis Run 3/29/2024 1:11 PM View: Trend Tests

Plant Scherer Data: Scherer Cell 1-CCR

Sanitas™ v.10.0.16b Software licensed to . UG

Sen's Slope Estimator

GWC-20

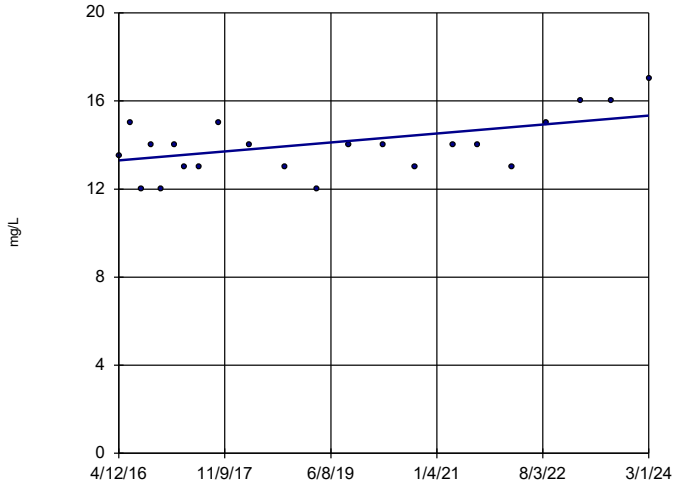

n = 22

Slope = 0.2593 units per year.

Mann-Kendall statistic = 77 critical = 92

Trend not significant at 99% confidence level (α = 0.005 per tail).

Constituent: Calcium Analysis Run 3/29/2024 1:11 PM View: Trend Tests

Plant Scherer Data: Scherer Cell 1-CCR

Sanitas™ v.10.0.16b Software licensed to . UG

Sen's Slope Estimator

GWC-4

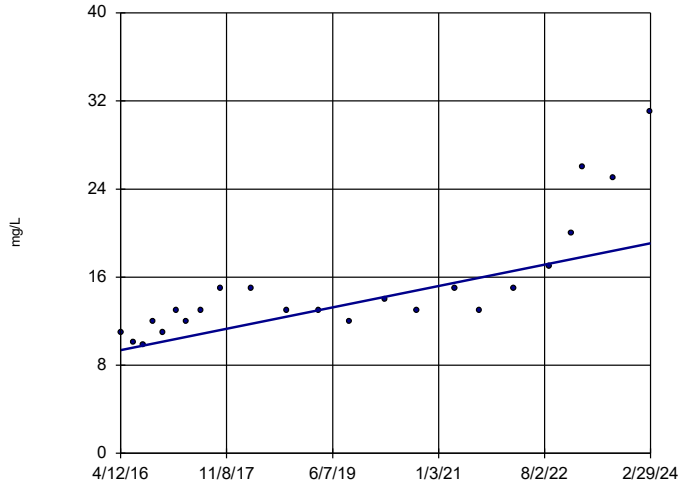

n = 23

Slope = 1.232 units per year.

Mann-Kendall statistic = 178 critical = 98

Increasing trend significant at 99% confidence level (α = 0.005 per tail).

Constituent: Calcium Analysis Run 3/29/2024 1:11 PM View: Trend Tests

Plant Scherer Data: Scherer Cell 1-CCR

Sanitas™ v.10.0.16b Software licensed to . UG

Sen's Slope Estimator

GWC-6

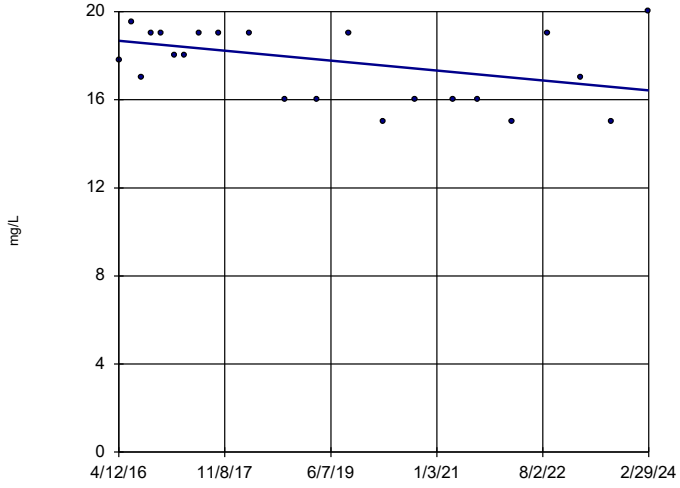

n = 22

Slope = -0.2856 units per year.

Mann-Kendall statistic = -57 critical = -92

Trend not significant at 99% confidence level (α = 0.005 per tail).

Constituent: Calcium Analysis Run 3/29/2024 1:11 PM View: Trend Tests

Plant Scherer Data: Scherer Cell 1-CCR

Sanitas™ v.10.0.16b Software licensed to . UG

Sen's Slope Estimator

GWC-7

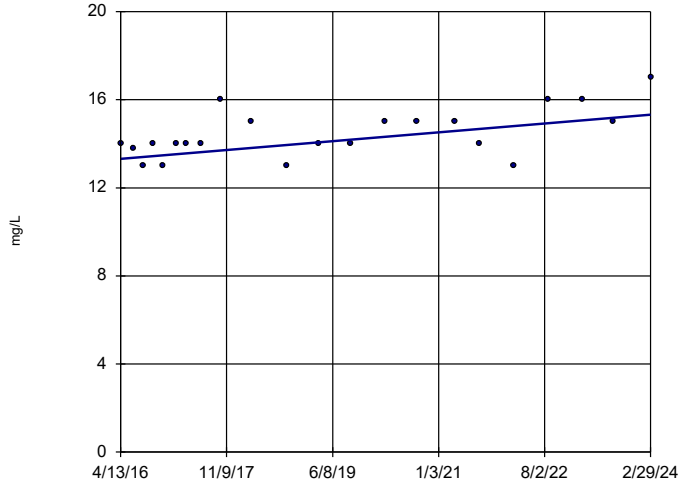

n = 22

Slope = 0.2544 units per year.

Mann-Kendall statistic = 96 critical = 92

Increasing trend significant at 99% confidence level (α = 0.005 per tail).

Constituent: Calcium Analysis Run 3/29/2024 1:11 PM View: Trend Tests

Plant Scherer Data: Scherer Cell 1-CCR

Sanitas™ v.10.0.16b Software licensed to . UG

Sen's Slope Estimator

GWC-8A

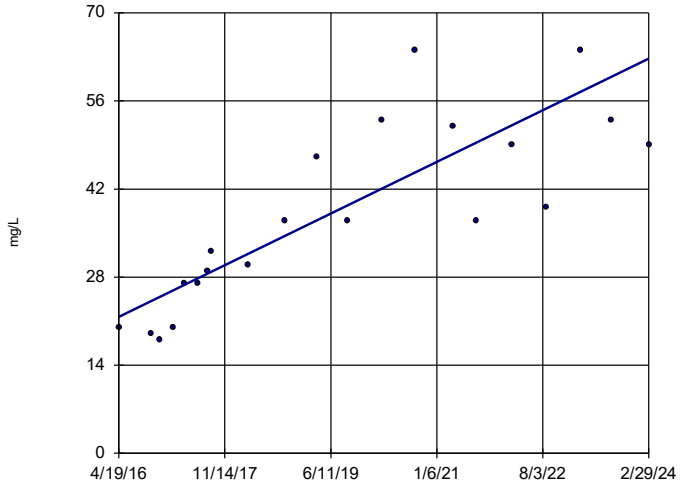

n = 21

Slope = 5.216 units per year.

Mann-Kendall statistic = 150 critical = 87

Increasing trend significant at 99% confidence level (α = 0.005 per tail).

Constituent: Calcium Analysis Run 3/29/2024 1:11 PM View: Trend Tests

Plant Scherer Data: Scherer Cell 1-CCR

Sanitas™ v.10.0.16b Software licensed to . UG

Sen's Slope Estimator

GWA-15 (bg)

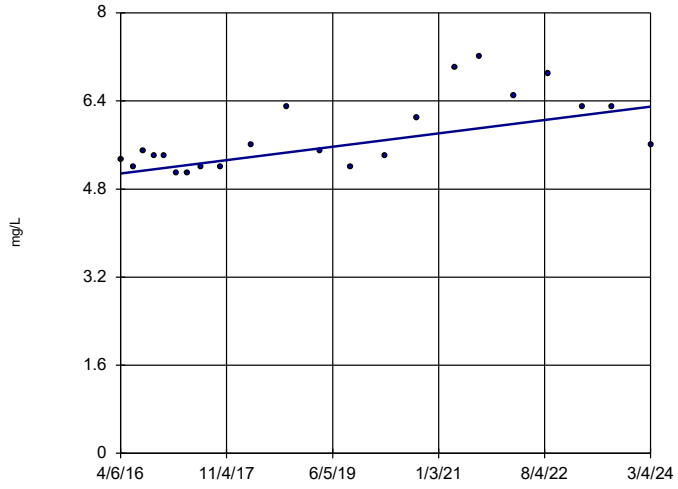

n = 22

Slope = 0.1539 units per year.

Mann-Kendall statistic = 106 critical = 92

Increasing trend significant at 99% confidence level (α = 0.005 per tail).

Constituent: Chloride Analysis Run 3/29/2024 1:11 PM View: Trend Tests

Plant Scherer Data: Scherer Cell 1-CCR

Sanitas™ v.10.0.16b Software licensed to . UG

Sen's Slope Estimator

GWA-16 (bg)

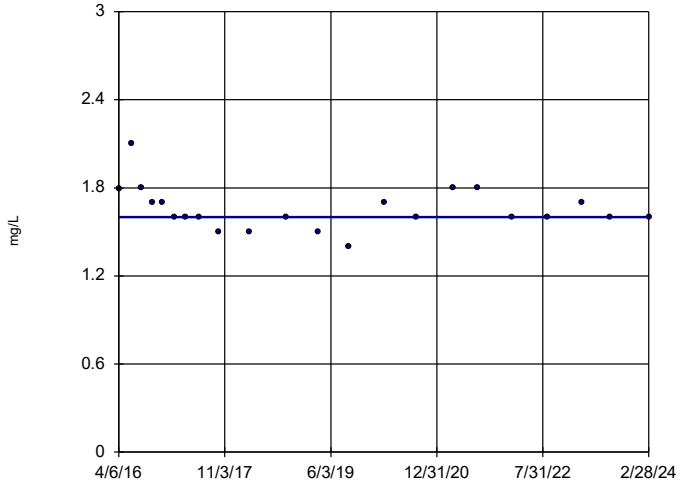

n = 22

Slope = 0 units per year.

Mann-Kendall statistic = -45 critical = -92

Trend not significant at 99% confidence level (α = 0.005 per tail).

Constituent: Chloride Analysis Run 3/29/2024 1:11 PM View: Trend Tests

Plant Scherer Data: Scherer Cell 1-CCR

Sanitas™ v.10.0.16b Software licensed to . UG

Sen's Slope Estimator

GWA-17 (bg)

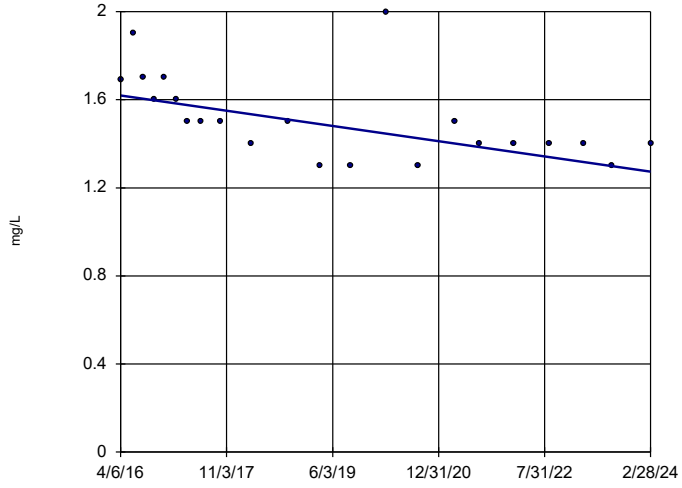

n = 22

Slope = -0.04392 units per year.

Mann-Kendall statistic = -122 critical = -92

Decreasing trend significant at 99% confidence level (α = 0.005 per tail).

Constituent: Chloride Analysis Run 3/29/2024 1:11 PM View: Trend Tests

Plant Scherer Data: Scherer Cell 1-CCR

Sanitas™ v.10.0.16b Software licensed to . UG

Sen's Slope Estimator

GWC-11

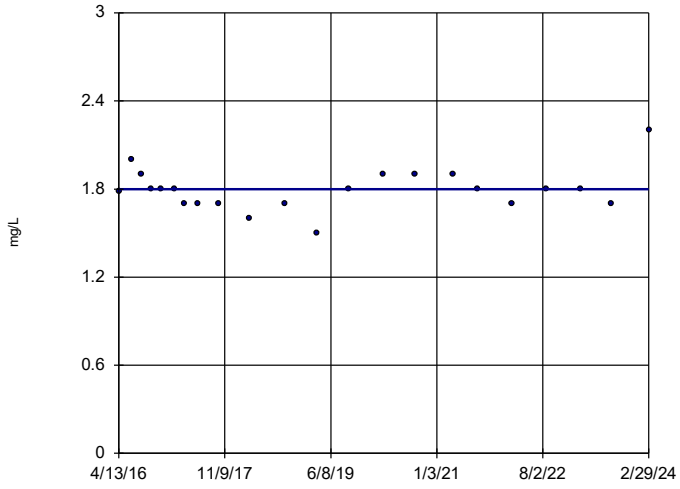

n = 22

Slope = 0
units per year.

Mann-Kendall
statistic = -1
critical = -92

Trend not sig-
nificant at 99%
confidence level
(α = 0.005 per
tail).

Constituent: Chloride Analysis Run 3/29/2024 1:11 PM View: Trend Tests

Plant Scherer Data: Scherer Cell 1-CCR

Sanitas™ v.10.0.16b Software licensed to . UG

Sen's Slope Estimator

GWC-12

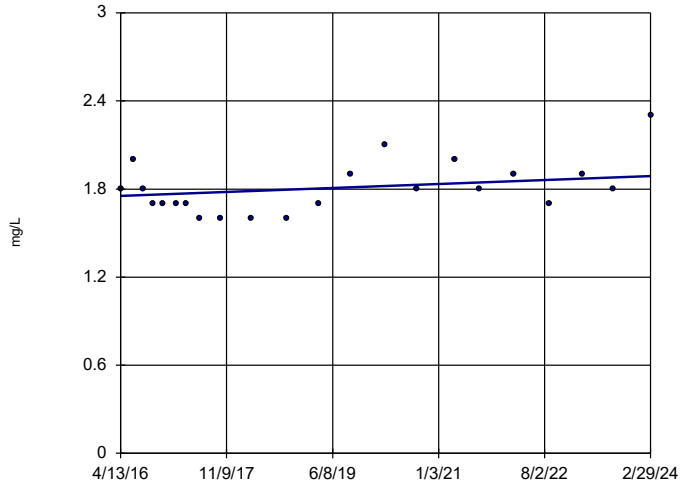

n = 22

Slope = 0.0171
units per year.

Mann-Kendall
statistic = 48
critical = 92

Trend not sig-
nificant at 99%
confidence level
(α = 0.005 per
tail).

Constituent: Chloride Analysis Run 3/29/2024 1:11 PM View: Trend Tests

Plant Scherer Data: Scherer Cell 1-CCR

Sanitas™ v.10.0.16b Software licensed to . UG

Sen's Slope Estimator

GWC-14

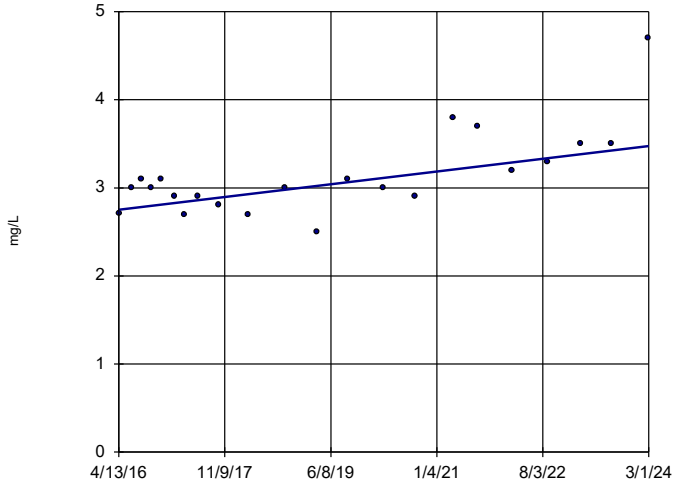

n = 22

Slope = 0.09154
units per year.

Mann-Kendall
statistic = 95
critical = 92

Increasing trend
significant at 99%
confidence level
(α = 0.005 per
tail).

Constituent: Chloride Analysis Run 3/29/2024 1:11 PM View: Trend Tests

Plant Scherer Data: Scherer Cell 1-CCR

Sanitas™ v.10.0.16b Software licensed to . UG

Sen's Slope Estimator

GWC-18

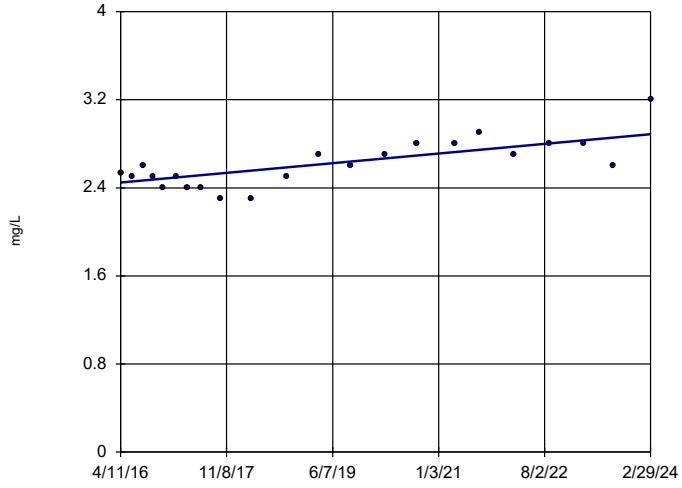

n = 22

Slope = 0.05564
units per year.

Mann-Kendall
statistic = 107
critical = 92

Increasing trend
significant at 99%
confidence level
(α = 0.005 per
tail).

Constituent: Chloride Analysis Run 3/29/2024 1:11 PM View: Trend Tests

Plant Scherer Data: Scherer Cell 1-CCR

Sanitas™ v.10.0.16b Software licensed to . UG

Sen's Slope Estimator

GWC-19

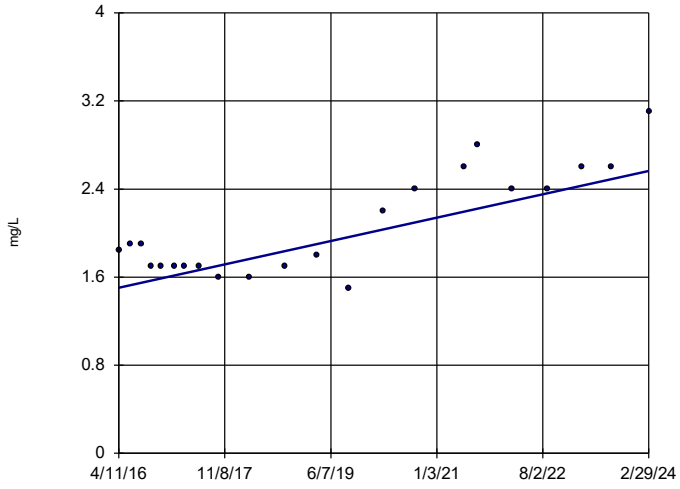

n = 22

Slope = 0.1345 units per year.

Mann-Kendall statistic = 98 critical = 92

Increasing trend significant at 99% confidence level (α = 0.005 per tail).

Constituent: Chloride Analysis Run 3/29/2024 1:11 PM View: Trend Tests

Plant Scherer Data: Scherer Cell 1-CCR

Sanitas™ v.10.0.16b Software licensed to . UG

Hollow symbols indicate censored values.

Sen's Slope Estimator

GWC-20

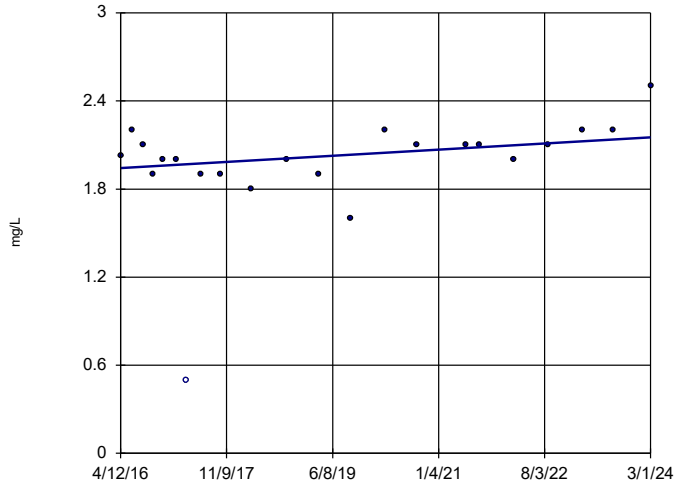

n = 22

Slope = 0.02645 units per year.

Mann-Kendall statistic = 65 critical = 92

Trend not significant at 99% confidence level (α = 0.005 per tail).

Constituent: Chloride Analysis Run 3/29/2024 1:11 PM View: Trend Tests

Plant Scherer Data: Scherer Cell 1-CCR

Sanitas™ v.10.0.16b Software licensed to . UG

Sen's Slope Estimator

GWC-4

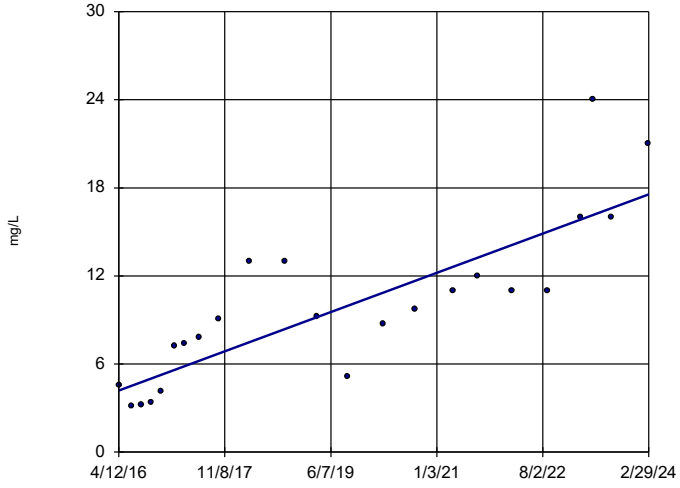

n = 23

Slope = 1.692 units per year.

Mann-Kendall statistic = 186 critical = 98

Increasing trend significant at 99% confidence level (α = 0.005 per tail).

Constituent: Chloride Analysis Run 3/29/2024 1:11 PM View: Trend Tests

Plant Scherer Data: Scherer Cell 1-CCR

Sanitas™ v.10.0.16b Software licensed to . UG

Sen's Slope Estimator

GWC-7

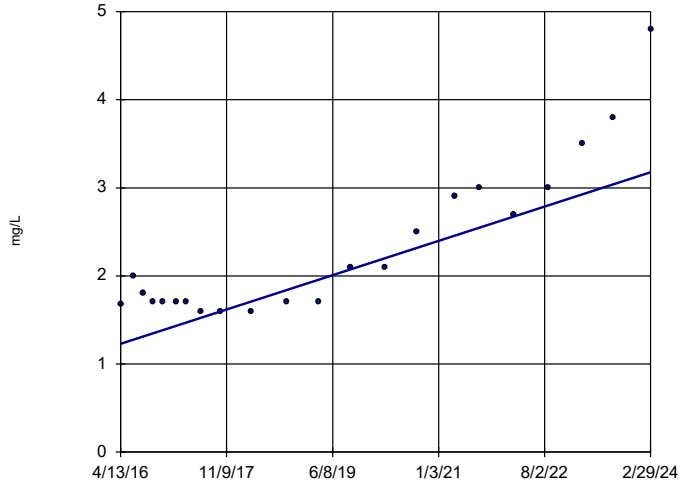

n = 22

Slope = 0.2466 units per year.

Mann-Kendall statistic = 139 critical = 92

Increasing trend significant at 99% confidence level (α = 0.005 per tail).

Constituent: Chloride Analysis Run 3/29/2024 1:11 PM View: Trend Tests

Plant Scherer Data: Scherer Cell 1-CCR

Sanitas™ v.10.0.16b Software licensed to . UG

Sen's Slope Estimator

GWC-9

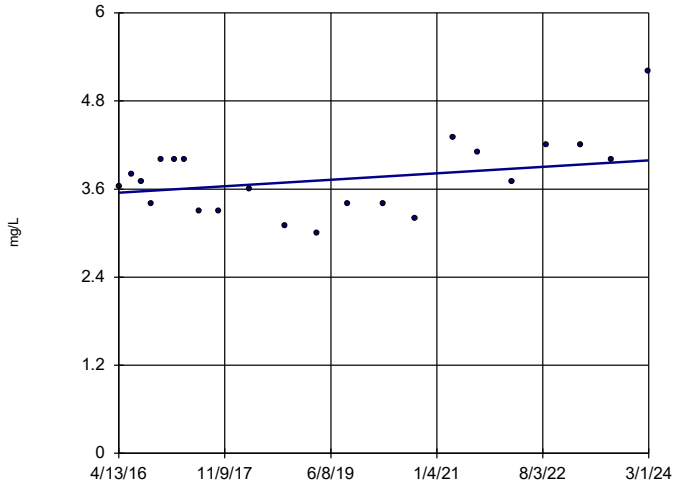

n = 22

Slope = 0.05592 units per year.

Mann-Kendall statistic = 51 critical = 92

Trend not significant at 99% confidence level (α = 0.005 per tail).

Constituent: Chloride Analysis Run 3/29/2024 1:11 PM View: Trend Tests

Plant Scherer Data: Scherer Cell 1-CCR

Sanitas™ v.10.0.16b Software licensed to . UG

Hollow symbols indicate censored values.

Sen's Slope Estimator

GWA-15 (bg)

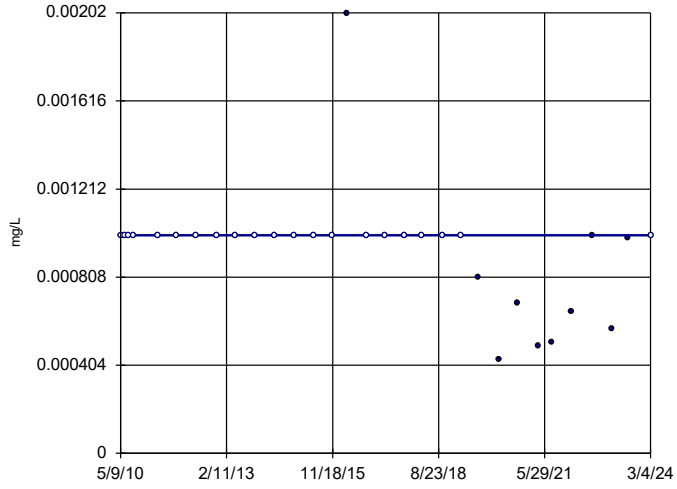

n = 31

Slope = 0 units per year.

Mann-Kendall statistic = -144 critical = -152

Trend not significant at 99% confidence level (α = 0.005 per tail).

Constituent: Nickel Analysis Run 3/29/2024 1:11 PM View: Trend Tests

Plant Scherer Data: Scherer Cell 1-CCR

Sanitas™ v.10.0.16b Software licensed to . UG

Hollow symbols indicate censored values.

Sen's Slope Estimator

GWA-16 (bg)

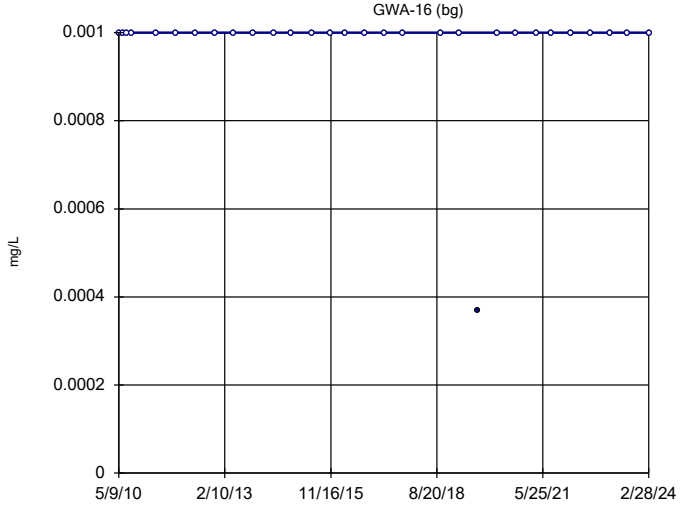

n = 30

Slope = 0 units per year.

Mann-Kendall statistic = -11 critical = -146

Trend not significant at 99% confidence level (α = 0.005 per tail).

Constituent: Nickel Analysis Run 3/29/2024 1:11 PM View: Trend Tests

Plant Scherer Data: Scherer Cell 1-CCR

Sanitas™ v.10.0.16b Software licensed to . UG

Hollow symbols indicate censored values.

Sen's Slope Estimator

GWA-17 (bg)

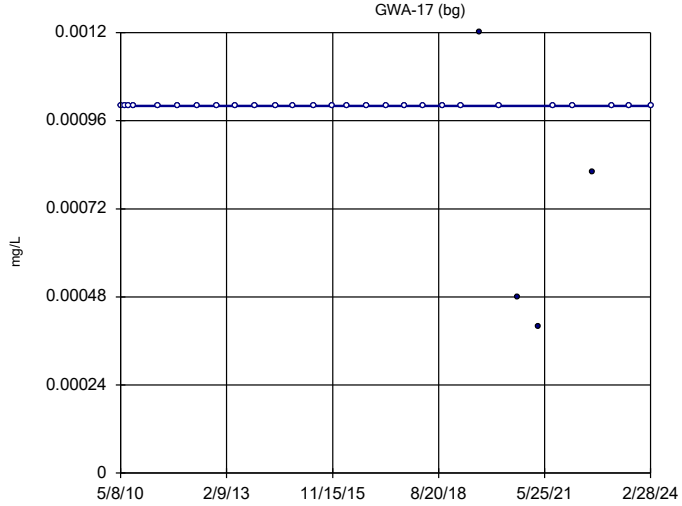

n = 31

Slope = 0 units per year.

Mann-Kendall statistic = -42 critical = -152

Trend not significant at 99% confidence level (α = 0.005 per tail).

Constituent: Nickel Analysis Run 3/29/2024 1:11 PM View: Trend Tests

Plant Scherer Data: Scherer Cell 1-CCR

Sanitas™ v.10.0.16b Software licensed to . UG
Hollow symbols indicate censored values.

Sen's Slope Estimator

GWC-10

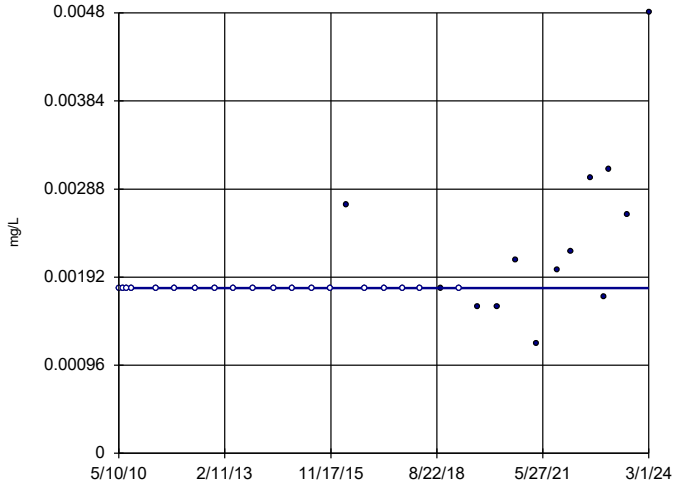

n = 32

Slope = 0 units per year.

Mann-Kendall statistic = 97 critical = 161

Trend not significant at 99% confidence level (α = 0.005 per tail).

Constituent: Nickel Analysis Run 3/29/2024 1:11 PM View: Trend Tests

Plant Scherer Data: Scherer Cell 1-CCR

Sanitas™ v.10.0.16b Software licensed to . UG
Hollow symbols indicate censored values.

Sen's Slope Estimator

GWC-14

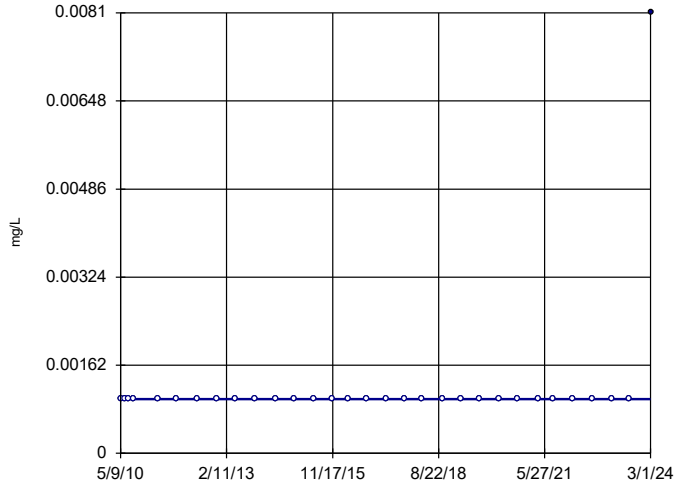

n = 31

Slope = 0 units per year.

Mann-Kendall statistic = 30 critical = 152

Trend not significant at 99% confidence level (α = 0.005 per tail).

Constituent: Nickel Analysis Run 3/29/2024 1:11 PM View: Trend Tests

Plant Scherer Data: Scherer Cell 1-CCR

Sanitas™ v.10.0.16b Software licensed to . UG

Sen's Slope Estimator

GWA-15 (bg)

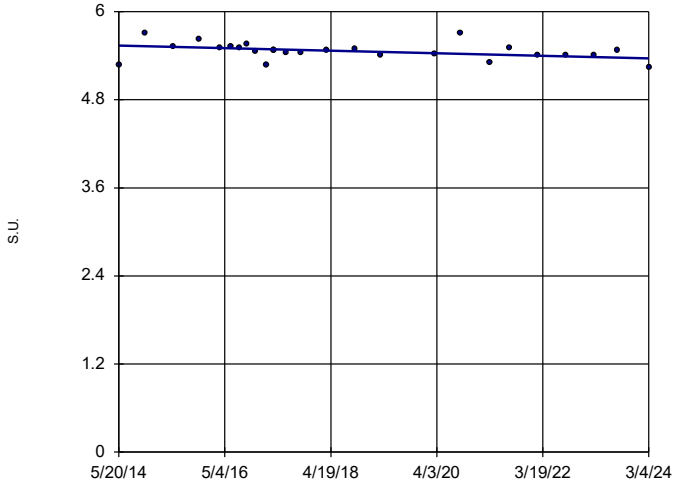

n = 26

Slope = -0.0178 units per year.

Mann-Kendall statistic = -121 critical = -118

Decreasing trend significant at 99% confidence level (α = 0.005 per tail).

Constituent: pH Analysis Run 3/29/2024 1:11 PM View: Trend Tests

Plant Scherer Data: Scherer Cell 1-CCR

Sanitas™ v.10.0.16b Software licensed to . UG

Sen's Slope Estimator

GWA-16 (bg)

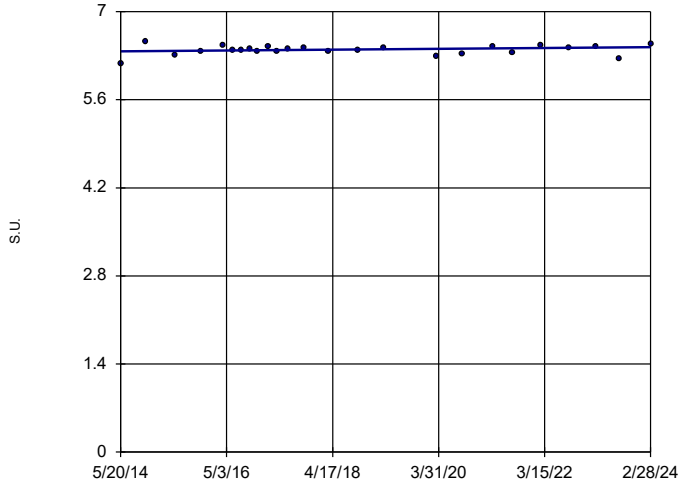

n = 25

Slope = 0.006799 units per year.

Mann-Kendall statistic = 36 critical = 111

Trend not significant at 99% confidence level (α = 0.005 per tail).

Constituent: pH Analysis Run 3/29/2024 1:11 PM View: Trend Tests

Plant Scherer Data: Scherer Cell 1-CCR

Sanitas™ v.10.0.16b Software licensed to . UG

Sen's Slope Estimator

GWA-17 (bg)

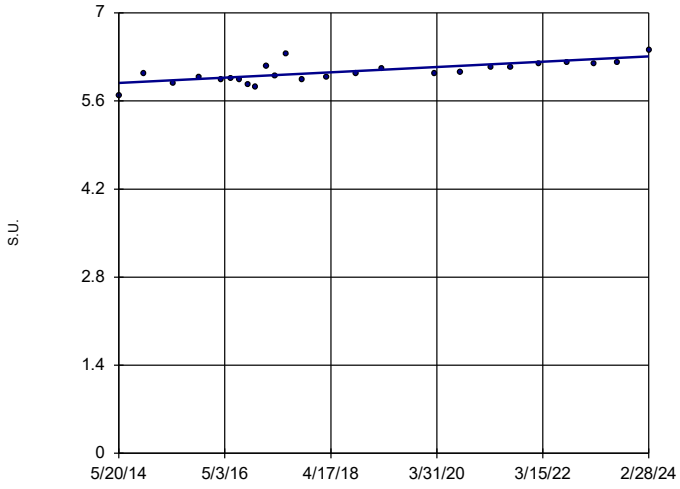

n = 25

Slope = 0.04321 units per year.

Mann-Kendall statistic = 180 critical = 111

Increasing trend significant at 99% confidence level (α = 0.005 per tail).

Constituent: pH Analysis Run 3/29/2024 1:11 PM View: Trend Tests

Plant Scherer Data: Scherer Cell 1-CCR

Sanitas™ v.10.0.16b Software licensed to . UG

Sen's Slope Estimator

GWC-20

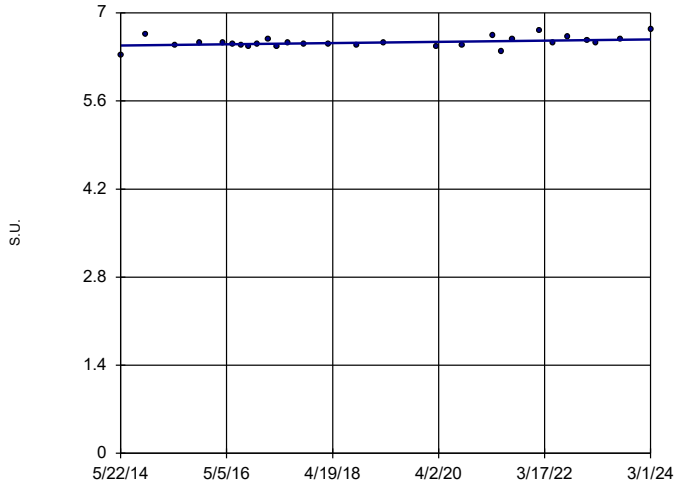

n = 28

Slope = 0.009807 units per year.

Mann-Kendall statistic = 100 critical = 131

Trend not significant at 99% confidence level (α = 0.005 per tail).

Constituent: pH Analysis Run 3/29/2024 1:11 PM View: Trend Tests

Plant Scherer Data: Scherer Cell 1-CCR

Sanitas™ v.10.0.16b Software licensed to . UG

Sen's Slope Estimator

GWC-5

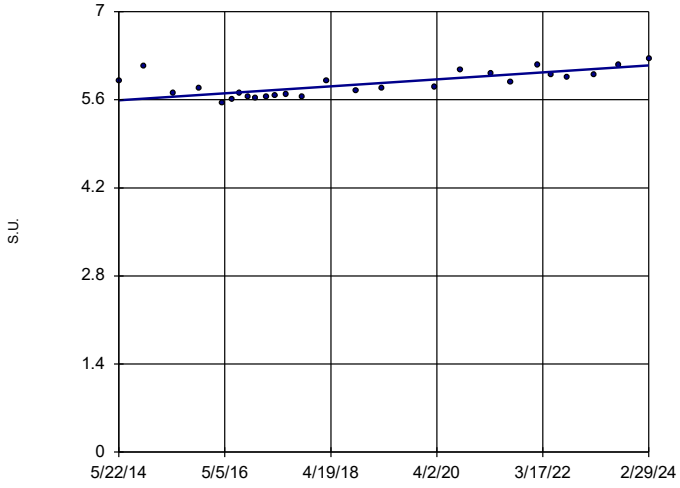

n = 26

Slope = 0.05647 units per year.

Mann-Kendall statistic = 159 critical = 118

Increasing trend significant at 99% confidence level (α = 0.005 per tail).

Constituent: pH Analysis Run 3/29/2024 1:11 PM View: Trend Tests

Plant Scherer Data: Scherer Cell 1-CCR

Sanitas™ v.10.0.16b Software licensed to . UG

Sen's Slope Estimator

GWC-7

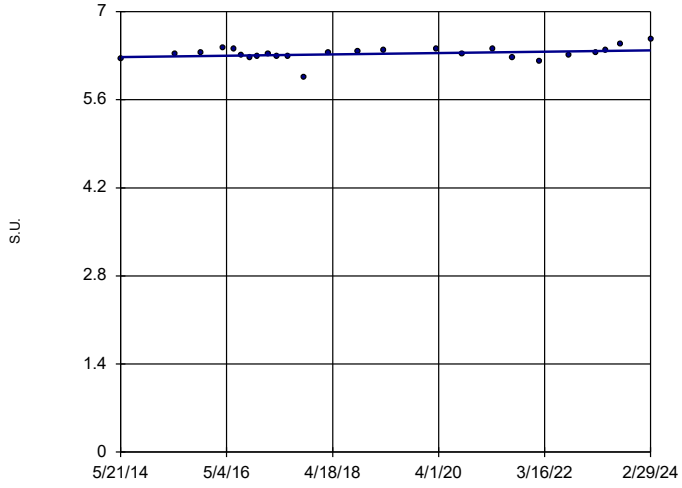

n = 25

Slope = 0.01084 units per year.

Mann-Kendall statistic = 66 critical = 111

Trend not significant at 99% confidence level (α = 0.005 per tail).

Constituent: pH Analysis Run 3/29/2024 1:11 PM View: Trend Tests

Plant Scherer Data: Scherer Cell 1-CCR

Sanitas™ v.10.0.16b Software licensed to . UG
Hollow symbols indicate censored values.

Sen's Slope Estimator

GWA-15 (bg)

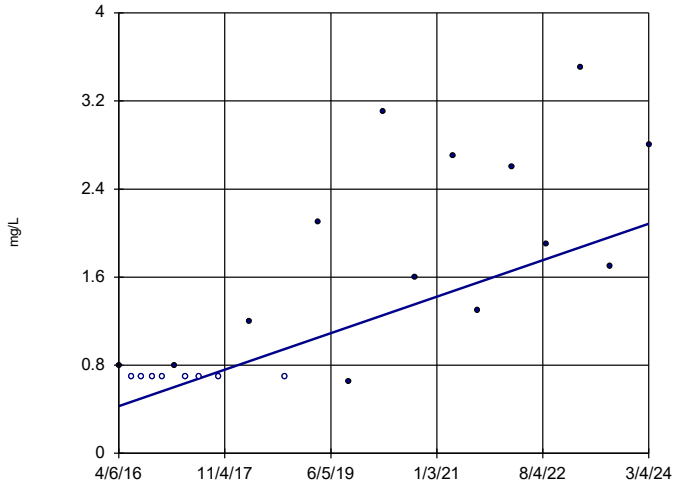

n = 22

Slope = 0.2092 units per year.

Mann-Kendall statistic = 111 critical = 92

Increasing trend significant at 99% confidence level (α = 0.005 per tail).

Constituent: Sulfate Analysis Run 3/29/2024 1:11 PM View: Trend Tests

Plant Scherer Data: Scherer Cell 1-CCR

Sanitas™ v.10.0.16b Software licensed to . UG
Hollow symbols indicate censored values.

Sen's Slope Estimator

GWA-16 (bg)

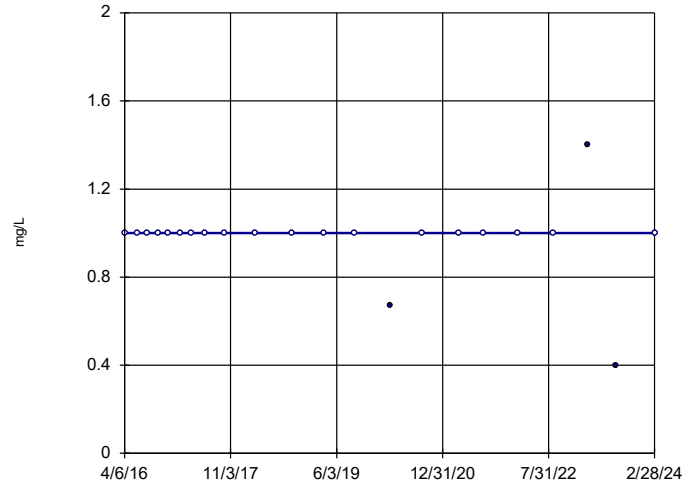

n = 22

Slope = 0 units per year.

Mann-Kendall statistic = -8 critical = -92

Trend not significant at 99% confidence level (α = 0.005 per tail).

Constituent: Sulfate Analysis Run 3/29/2024 1:11 PM View: Trend Tests

Plant Scherer Data: Scherer Cell 1-CCR

Sanitas™ v.10.0.16b Software licensed to . UG
Hollow symbols indicate censored values.

Sen's Slope Estimator

GWA-17 (bg)

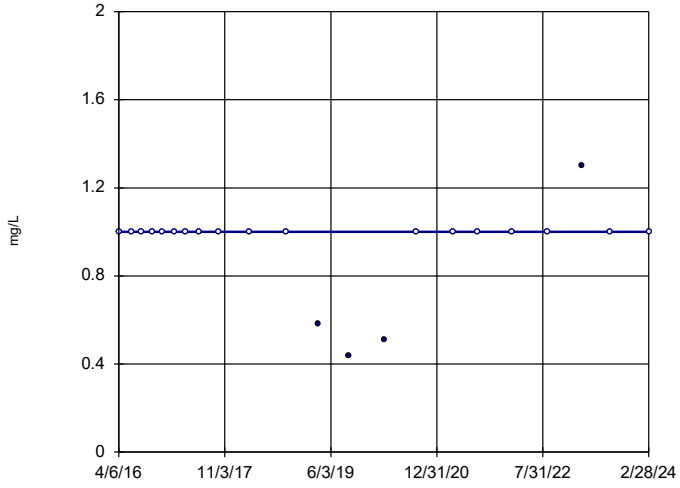

n = 22

Slope = 0 units per year.

Mann-Kendall statistic = 4 critical = 92

Trend not significant at 99% confidence level (α = 0.005 per tail).

Constituent: Sulfate Analysis Run 3/29/2024 1:11 PM View: Trend Tests

Plant Scherer Data: Scherer Cell 1-CCR

Sanitas™ v.10.0.16b Software licensed to . UG
Hollow symbols indicate censored values.

Sen's Slope Estimator

GWC-10

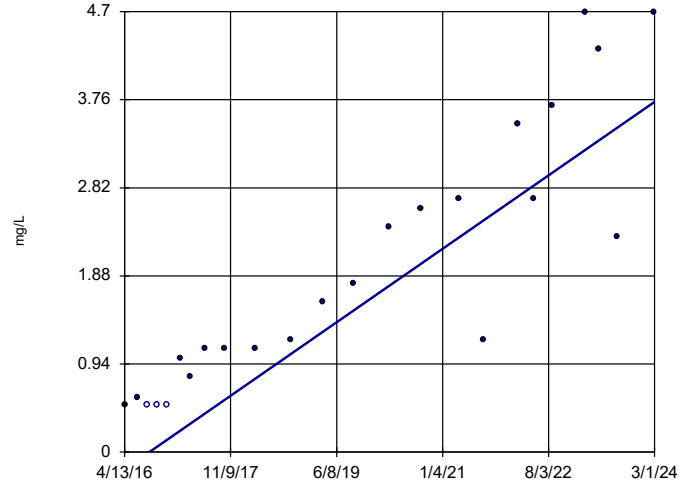

n = 24

Slope = 0.497 units per year.

Mann-Kendall statistic = 223 critical = 105

Increasing trend significant at 99% confidence level (α = 0.005 per tail).

Constituent: Sulfate Analysis Run 3/29/2024 1:11 PM View: Trend Tests

Plant Scherer Data: Scherer Cell 1-CCR

Sanitas™ v.10.0.16b Software licensed to . UG
Hollow symbols indicate censored values.

Sen's Slope Estimator

GWC-18

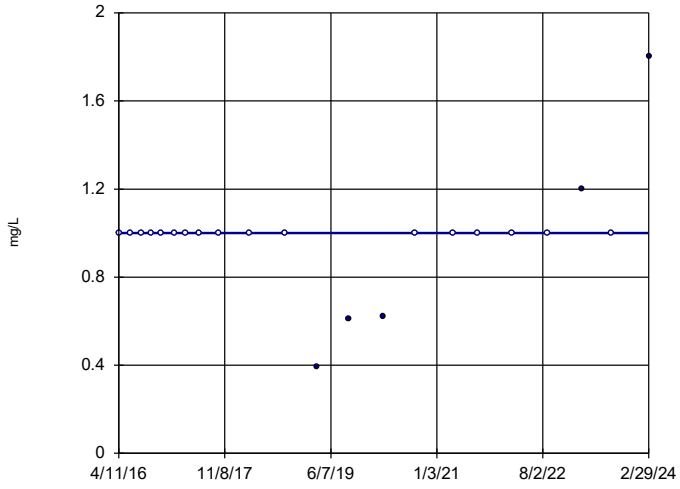

n = 22

Slope = 0
units per year.

Mann-Kendall
statistic = 27
critical = 92

Trend not sig-
nificant at 99%
confidence level
(α = 0.005 per
tail).

Constituent: Sulfate Analysis Run 3/29/2024 1:11 PM View: Trend Tests
Plant Scherer Data: Scherer Cell 1-CCR

Sanitas™ v.10.0.16b Software licensed to . UG
Hollow symbols indicate censored values.

Sen's Slope Estimator

GWC-2

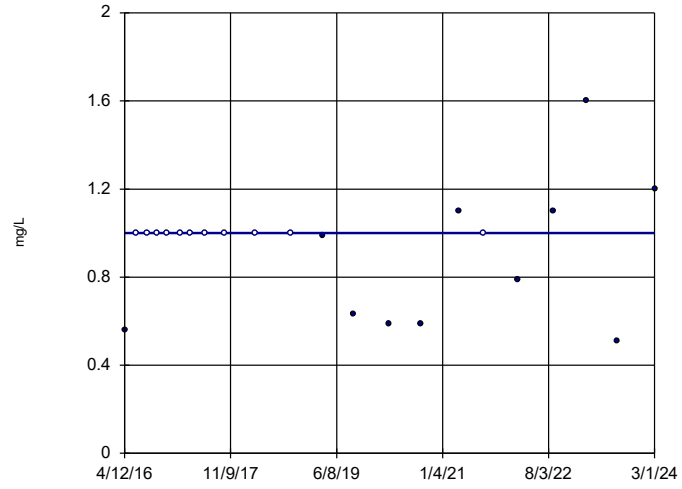

n = 22

Slope = 0
units per year.

Mann-Kendall
statistic = 14
critical = 92

Trend not sig-
nificant at 99%
confidence level
(α = 0.005 per
tail).

Constituent: Sulfate Analysis Run 3/29/2024 1:11 PM View: Trend Tests
Plant Scherer Data: Scherer Cell 1-CCR

Sanitas™ v.10.0.16b Software licensed to . UG
Hollow symbols indicate censored values.

Sen's Slope Estimator

GWC-3

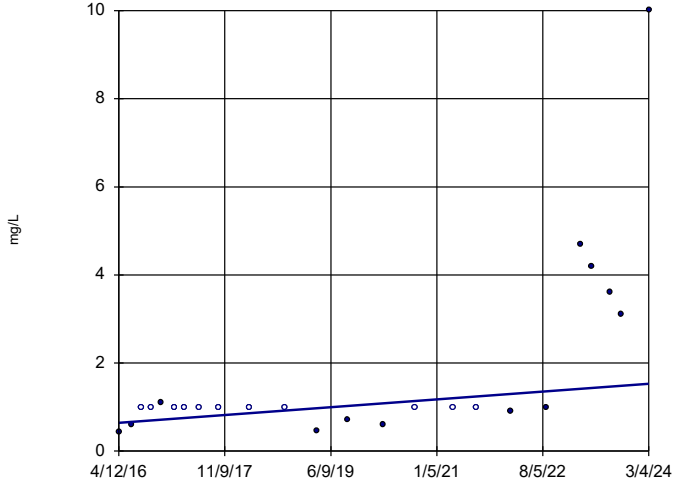

n = 24

Slope = 0.1127
units per year.

Mann-Kendall
statistic = 84
critical = 105

Trend not sig-
nificant at 99%
confidence level
(α = 0.005 per
tail).

Constituent: Sulfate Analysis Run 3/29/2024 1:11 PM View: Trend Tests
Plant Scherer Data: Scherer Cell 1-CCR

Sanitas™ v.10.0.16b Software licensed to . UG

Sen's Slope Estimator

GWC-4

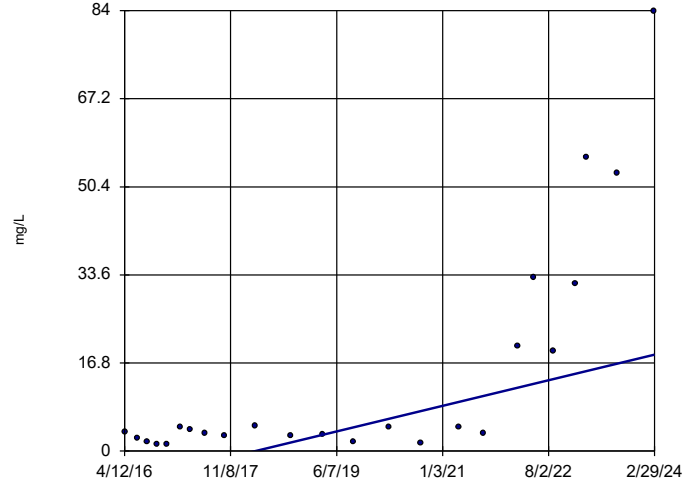

n = 24

Slope = 3.102
units per year.

Mann-Kendall
statistic = 149
critical = 105

Increasing trend
significant at 99%
confidence level
(α = 0.005 per
tail).

Constituent: Sulfate Analysis Run 3/29/2024 1:11 PM View: Trend Tests
Plant Scherer Data: Scherer Cell 1-CCR

Sanitas™ v.10.0.16b Software licensed to . UG

Sen's Slope Estimator

GWC-6

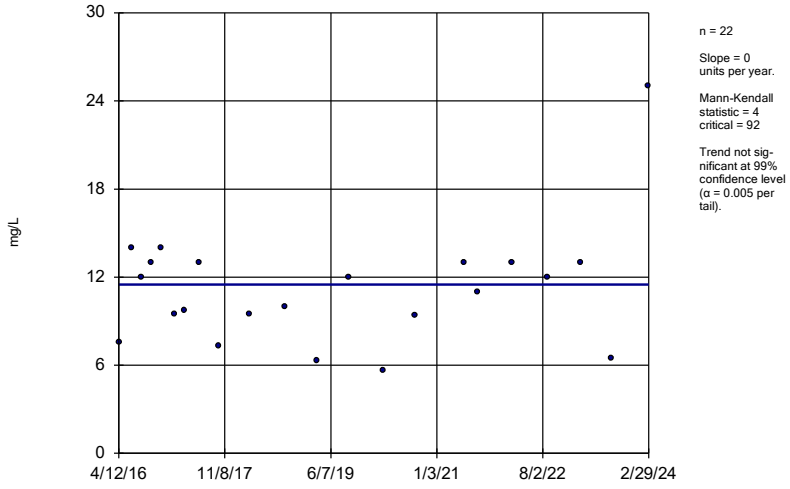

n = 22

Slope = 0
units per year.

Mann-Kendall
statistic = 4
critical = 92

Trend not sig-
nificant at 99%
confidence level
(α = 0.005 per
tail).

Constituent: Sulfate Analysis Run 3/29/2024 1:11 PM View: Trend Tests

Plant Scherer Data: Scherer Cell 1-CCR

Sanitas™ v.10.0.16b Software licensed to . UG

Hollow symbols indicate censored values.

Sen's Slope Estimator

GWC-7

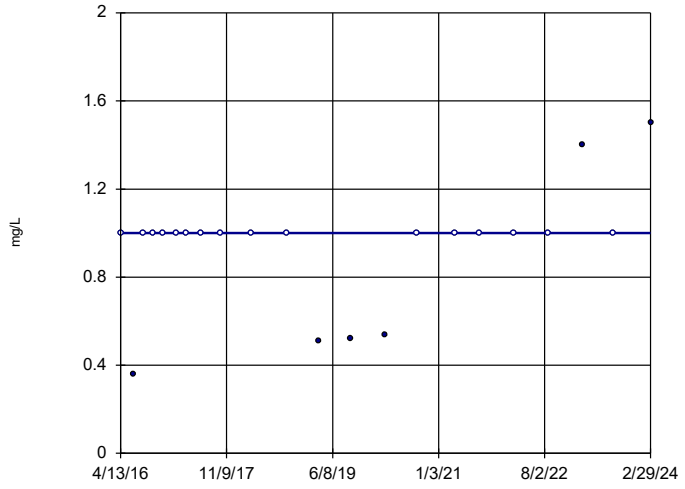

n = 22

Slope = 0
units per year.

Mann-Kendall
statistic = 47
critical = 92

Trend not sig-
nificant at 99%
confidence level
(α = 0.005 per
tail).

Constituent: Sulfate Analysis Run 3/29/2024 1:11 PM View: Trend Tests

Plant Scherer Data: Scherer Cell 1-CCR

Sanitas™ v.10.0.16b Software licensed to . UG

Hollow symbols indicate censored values.

Sen's Slope Estimator

GWA-15 (bg)

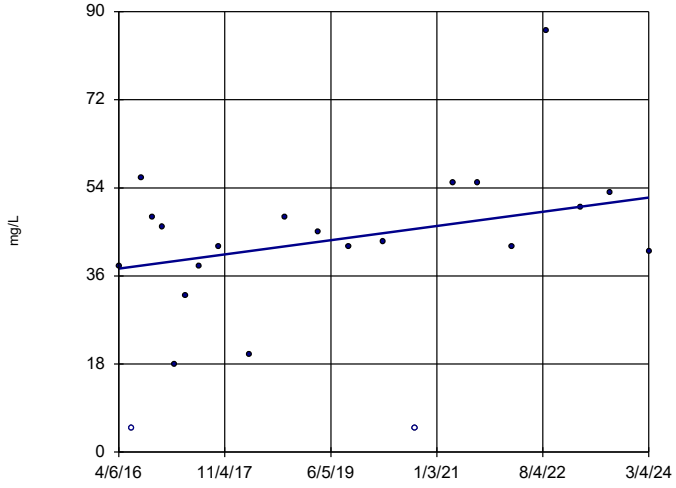

n = 22

Slope = 1.835
units per year.

Mann-Kendall
statistic = 54
critical = 92

Trend not sig-
nificant at 99%
confidence level
(α = 0.005 per
tail).

Constituent: Total Dissolved Solids Analysis Run 3/29/2024 1:11 PM View: Trend Tests

Plant Scherer Data: Scherer Cell 1-CCR

Sanitas™ v.10.0.16b Software licensed to . UG

Sen's Slope Estimator

GWA-16 (bg)

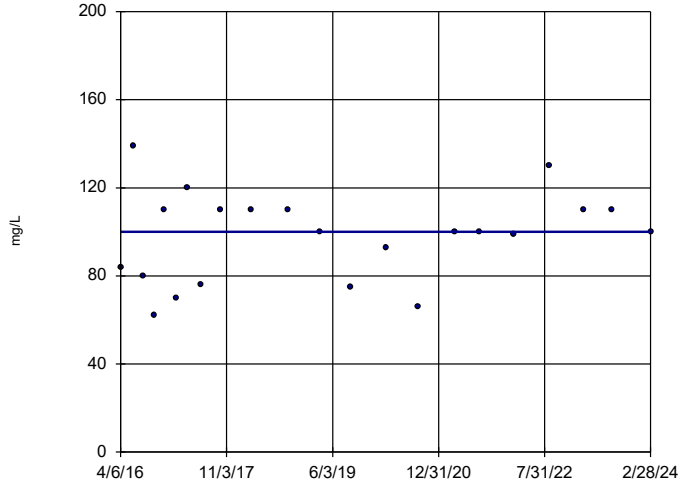

n = 22

Slope = 0
units per year.

Mann-Kendall
statistic = 20
critical = 92

Trend not sig-
nificant at 99%
confidence level
(α = 0.005 per
tail).

Constituent: Total Dissolved Solids Analysis Run 3/29/2024 1:11 PM View: Trend Tests

Plant Scherer Data: Scherer Cell 1-CCR

Sanitas™ v.10.0.16b Software licensed to . UG

Sen's Slope Estimator

GWA-17 (bg)

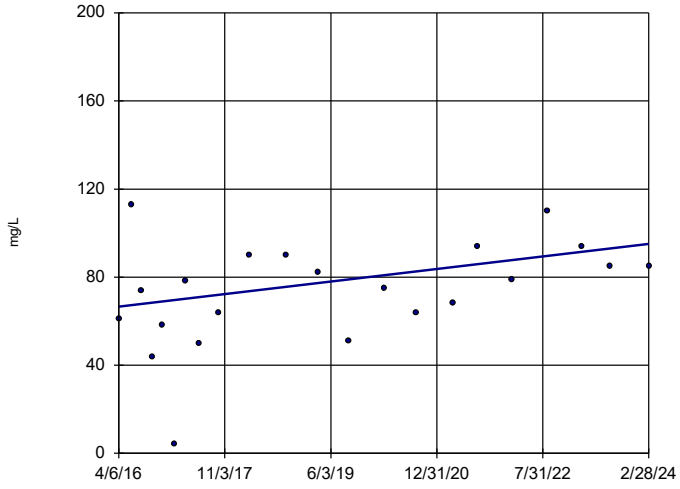

n = 22

Slope = 3.602 units per year.

Mann-Kendall statistic = 77 critical = 92

Trend not significant at 99% confidence level (α = 0.005 per tail).

Constituent: Total Dissolved Solids Analysis Run 3/29/2024 1:11 PM View: Trend Tests

Plant Scherer Data: Scherer Cell 1-CCR

Sanitas™ v.10.0.16b Software licensed to . UG

Sen's Slope Estimator

GWC-4

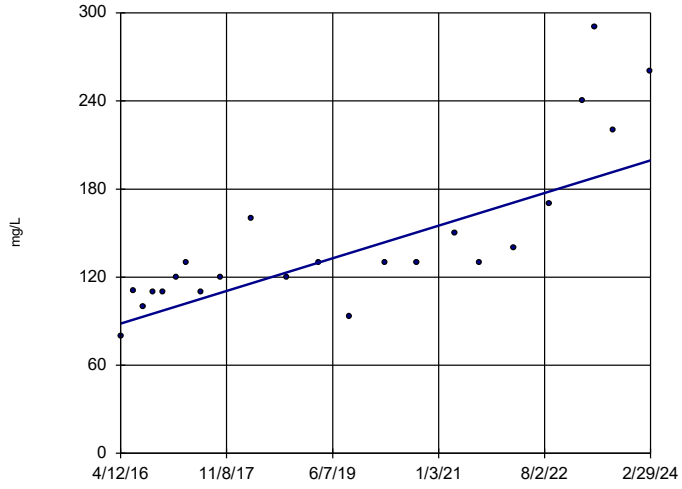

n = 23

Slope = 14.07 units per year.

Mann-Kendall statistic = 175 critical = 98

Increasing trend significant at 99% confidence level (α = 0.005 per tail).

Constituent: Total Dissolved Solids Analysis Run 3/29/2024 1:11 PM View: Trend Tests

Plant Scherer Data: Scherer Cell 1-CCR

Sanitas™ v.10.0.16b Software licensed to . UG

Hollow symbols indicate censored values.

Sen's Slope Estimator

GWA-15 (bg)

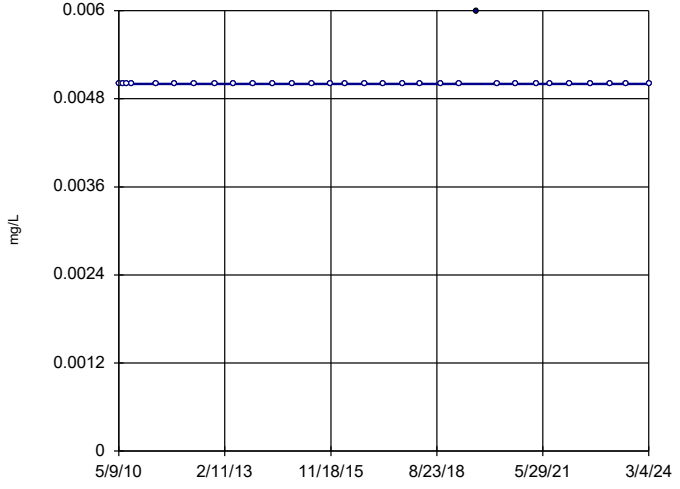

n = 31

Slope = 0 units per year.

Mann-Kendall statistic = 12 critical = 152

Trend not significant at 99% confidence level (α = 0.005 per tail).

Constituent: Zinc Analysis Run 3/29/2024 1:11 PM View: Trend Tests

Plant Scherer Data: Scherer Cell 1-CCR

Sanitas™ v.10.0.16b Software licensed to . UG

Hollow symbols indicate censored values.

Sen's Slope Estimator

GWA-16 (bg)

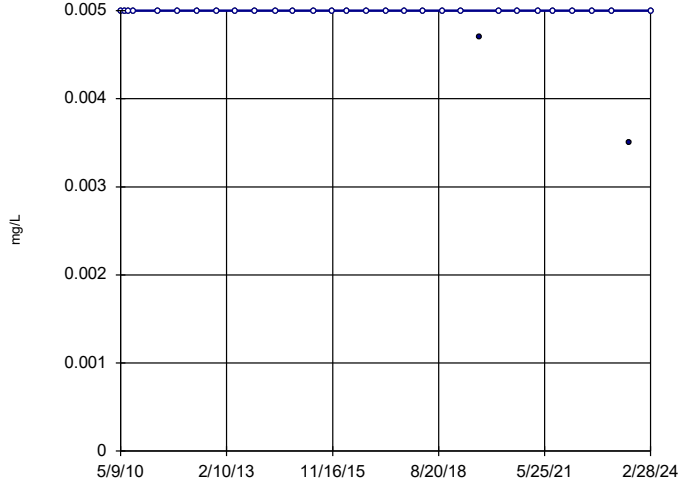

n = 31

Slope = 0 units per year.

Mann-Kendall statistic = -41 critical = -152

Trend not significant at 99% confidence level (α = 0.005 per tail).

Constituent: Zinc Analysis Run 3/29/2024 1:11 PM View: Trend Tests

Plant Scherer Data: Scherer Cell 1-CCR

Sanitas™ v.10.0.16b Software licensed to . UG
Hollow symbols indicate censored values.

Sen's Slope Estimator

GWA-17 (bg)

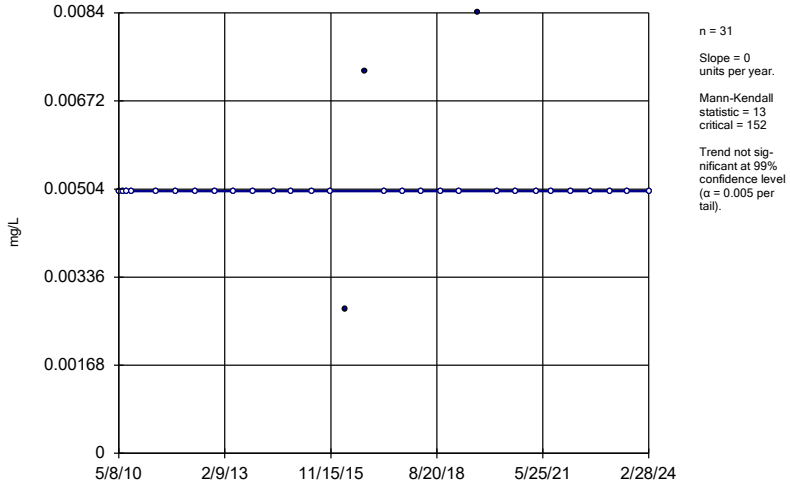

n = 31

Slope = 0
units per year.

Mann-Kendall
statistic = 13
critical = 152

Trend not sig-
nificant at 99%
confidence level
(α = 0.005 per
tail).

Constituent: Zinc Analysis Run 3/29/2024 1:11 PM View: Trend Tests
Plant Scherer Data: Scherer Cell 1-CCR

Sanitas™ v.10.0.16b Software licensed to . UG
Hollow symbols indicate censored values.

Sen's Slope Estimator

GWC-14

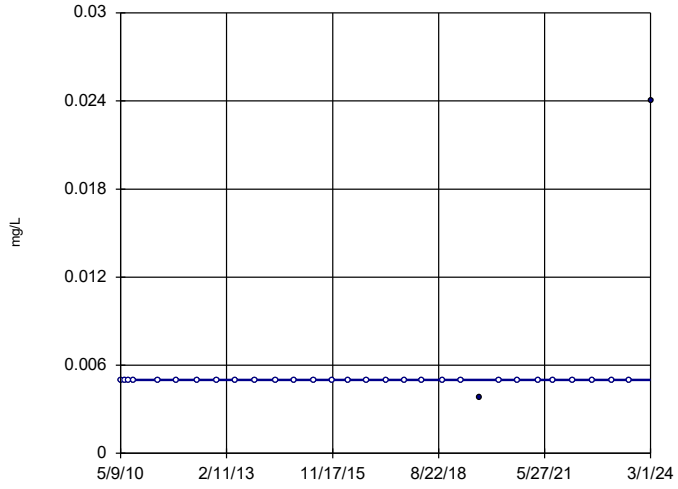

n = 31

Slope = 0
units per year.

Mann-Kendall
statistic = 17
critical = 152

Trend not sig-
nificant at 99%
confidence level
(α = 0.005 per
tail).

Constituent: Zinc Analysis Run 3/29/2024 1:11 PM View: Trend Tests
Plant Scherer Data: Scherer Cell 1-CCR

FIGURE J.

Appendix I Intrawell Prediction Limits - May 2024 Resample - All Results (No Significant)

Plant Scherer Client: Southern Company Data: Scherer Cell 1-CCR Printed 6/24/2024, 1:19 PM

Constituent	Well	Upper Lim.	Lower Lim.	Date	Observ.	Sig.	Bg N	Bg Mean	Std. Dev.	%NDs	ND Adj.	Transform	Alpha	Method
Nickel (mg/L)	GWC-10	0.003	n/a	5/20/2024	0.0016	No	29	n/a	n/a	65.52	n/a	n/a	0.002172	NP Intra (NDs) 1 of 2
Nickel (mg/L)	GWC-14	0.001	n/a	5/7/2024	0.001ND	No	28	n/a	n/a	100	n/a	n/a	0.002337	NP Intra (NDs) 1 of 2
Zinc (mg/L)	GWC-14	0.005	n/a	5/7/2024	0.005ND	No	28	n/a	n/a	96.43	n/a	n/a	0.002337	NP Intra (NDs) 1 of 2

Sanitas™ v.10.0.19a Software licensed to . UG
Hollow symbols indicate censored values.
Within Limit

Prediction Limit

Intrawell Non-parametric

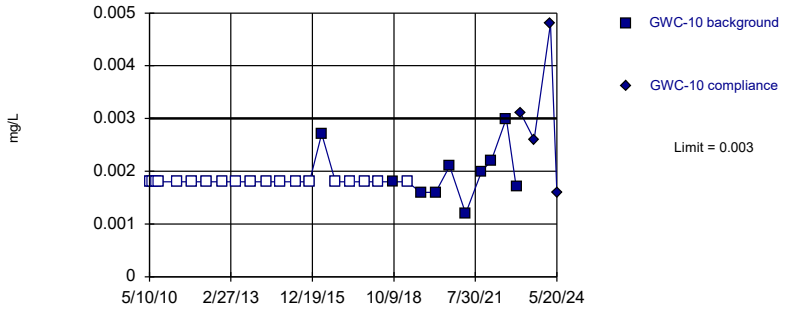

Non-parametric test used in lieu of parametric prediction limit because censored data exceeded 50%. Limit is highest of 29 background values. 65.52% NDs. Well-constituent pair annual alpha = 0.00434. Individual comparison alpha = 0.002172 (1 of 2).

Constituent: Nickel Analysis Run 6/24/2024 1:16 PM View: Appendix I - Resample
Plant Scherer Client: Southern Company Data: Scherer Cell 1-CCR

Sanitas™ v.10.0.19a Software licensed to . UG
Hollow symbols indicate censored values.
Within Limit

Prediction Limit

Intrawell Non-parametric

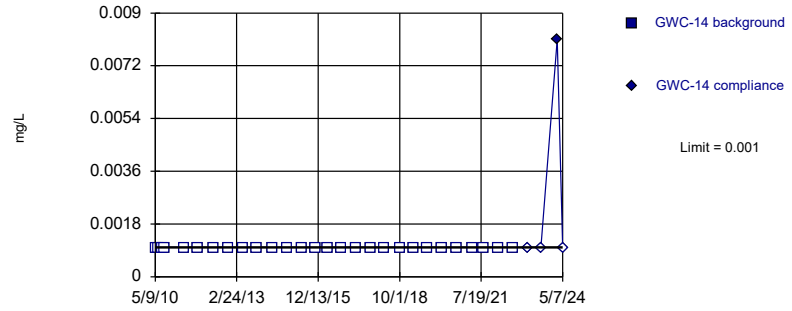

Non-parametric test used in lieu of parametric prediction limit because censored data exceeded 50%. All background values (n = 28) were censored; limit is most recent reporting limit. Well-constituent pair annual alpha = 0.004669. Individual comparison alpha = 0.002337 (1 of 2).

Constituent: Nickel Analysis Run 6/24/2024 1:16 PM View: Appendix I - Resample
Plant Scherer Client: Southern Company Data: Scherer Cell 1-CCR

Sanitas™ v.10.0.19a Software licensed to . UG
Hollow symbols indicate censored values.
Within Limit

Prediction Limit

Intrawell Non-parametric

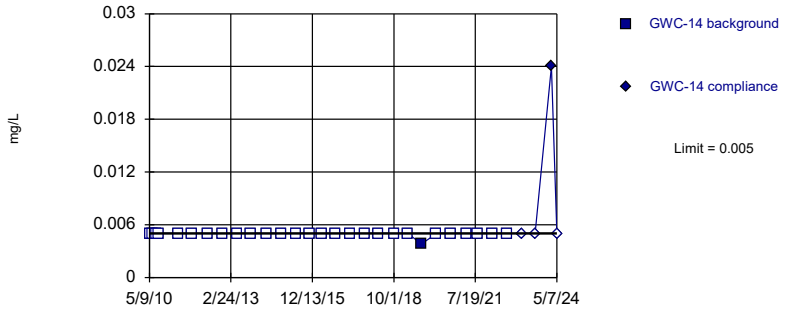

Non-parametric test used in lieu of parametric prediction limit because censored data exceeded 50%. Limit is highest of 28 background values. 96.43% NDs. Well-constituent pair annual alpha = 0.004669. Individual comparison alpha = 0.002337 (1 of 2).

Constituent: Zinc Analysis Run 6/24/2024 1:16 PM View: Appendix I - Resample
Plant Scherer Client: Southern Company Data: Scherer Cell 1-CCR

Prediction Limit

Constituent: Nickel (mg/L) Analysis Run 6/24/2024 1:19 PM View: Appendix I - Resample

Plant Scherer Client: Southern Company Data: Scherer Cell 1-CCR

	GWC-10	GWC-10
5/10/2010	<0.0018	
6/16/2010	<0.0018	
7/28/2010	<0.0018	
9/8/2010	<0.0018	
4/29/2011	<0.0018	
10/27/2011	<0.0018	
5/4/2012	<0.0018	
11/11/2012	<0.0018	
5/9/2013	<0.0018	
11/5/2013	<0.0018	
5/21/2014	<0.0018	
11/12/2014	<0.0018	
5/23/2015	<0.0018	
11/12/2015	<0.0018	
4/13/2016	0.00271	
10/5/2016	<0.0018	
4/6/2017	<0.0018	
10/5/2017	<0.0018	
3/21/2018	<0.0018	
10/2/2018	0.0018 (J)	
3/27/2019	<0.0018	
9/11/2019	0.0016	
3/18/2020	0.0016	
9/9/2020	0.0021	
4/1/2021	0.0012	
10/18/2021	0.002	
2/15/2022	0.0022	
8/25/2022	0.003	
12/28/2022	0.0017 (R)	
2/21/2023		0.0031
8/9/2023		0.0026
3/1/2024		0.0048
5/20/2024		0.0016 (R)

ND substitution: RL or RL/2 if <15% NDs.

Prediction Limit

Constituent: Nickel (mg/L) Analysis Run 6/24/2024 1:19 PM View: Appendix I - Resample

Plant Scherer Client: Southern Company Data: Scherer Cell 1-CCR

	GWC-14	GWC-14
5/9/2010	<0.001	
6/18/2010	<0.001	
7/28/2010	<0.001	
9/9/2010	<0.001	
4/30/2011	<0.001	
10/28/2011	<0.001	
5/3/2012	<0.001	
11/10/2012	<0.001	
5/8/2013	<0.001	
11/5/2013	<0.001	
5/20/2014	<0.001	
11/12/2014	<0.001	
5/24/2015	<0.001	
11/11/2015	<0.001	
4/13/2016	<0.001 (D)	
10/4/2016	<0.001	
4/6/2017	<0.001	
10/5/2017	<0.001	
3/20/2018	<0.001	
10/2/2018	<0.001	
3/26/2019	<0.001	
9/11/2019	<0.001	
3/18/2020	<0.001	
9/9/2020	<0.001	
4/1/2021	<0.001	
8/11/2021	<0.001	
2/16/2022	<0.001	
8/26/2022	<0.001	
2/27/2023		<0.001
8/9/2023		<0.001
3/1/2024		0.0081
5/7/2024		<0.001 (R)

ND substitution: RL or RL/2 if <15% NDs.

Prediction Limit

Constituent: Zinc (mg/L) Analysis Run 6/24/2024 1:19 PM View: Appendix I - Resample

Plant Scherer Client: Southern Company Data: Scherer Cell 1-CCR

	GWC-14	GWC-14
5/9/2010	<0.005	
6/18/2010	<0.005	
7/28/2010	<0.005	
9/9/2010	<0.005	
4/30/2011	<0.005	
10/28/2011	<0.005	
5/3/2012	<0.005	
11/10/2012	<0.005	
5/8/2013	<0.005	
11/5/2013	<0.005	
5/20/2014	<0.005	
11/12/2014	<0.005	
5/24/2015	<0.005	
11/11/2015	<0.005	
4/13/2016	<0.005 (D)	
10/4/2016	<0.005	
4/6/2017	<0.005	
10/5/2017	<0.005	
3/20/2018	<0.005	
10/2/2018	<0.005	
3/26/2019	<0.005	
9/11/2019	0.0038 (J)	
3/18/2020	<0.005	
9/9/2020	<0.005	
4/1/2021	<0.005	
8/11/2021	<0.005	
2/16/2022	<0.005	
8/26/2022	<0.005	
2/27/2023		<0.005
8/9/2023		<0.005
3/1/2024		0.024
5/7/2024		<0.005 (R)

ND substitution: RL or RL/2 if <15% NDs.

FIGURE K.

Appendix III Intrawell Prediction Limits - May 2024 Resample - Significant Results

Plant Scherer Client: Southern Company Data: Scherer Cell 1-CCR Printed 6/24/2024, 1:28 PM

Constituent	Well	Upper Lim.	Lower Lim.	Date	Observ.	Sig.	Bg N	Bg Mean	Std. Dev.	%NDs	ND Adj.	Transform	Alpha	Method
Calcium (mg/L)	**GWC-7**	**16**	**n/a**	**5/7/2024**	**17**	**Yes**	**19**	**n/a**	**n/a**	**0**	**n/a**	**n/a**	**0.004832**	**NP Intra (normality) 1 of 2**
Chloride (mg/L)	**GWC-4**	**16.42**	**n/a**	**5/20/2024**	**28**	**Yes**	**19**	**8.083**	**3.363**	**0**	**None**	**No**	**0.0004426**	**Param Intra 1 of 2**
Sulfate (mg/L)	**GWC-10**	**1.2**	**n/a**	**5/20/2024**	**3.9**	**Yes**	**11**	**n/a**	**n/a**	**27.27**	**n/a**	**n/a**	**0.01276**	**NP Intra (normality) 1 of 2**
Sulfate (mg/L)	**GWC-6**	**17.05**	**n/a**	**5/20/2024**	**18**	**Yes**	**19**	**10.62**	**2.592**	**0**	**None**	**No**	**0.0004426**	**Param Intra 1 of 2**

Appendix III Intrawell Prediction Limits - May 2024 Resample - All Results

Plant Scherer Client: Southern Company Data: Scherer Cell 1-CCR Printed 6/24/2024, 1:28 PM

Constituent	Well	Upper Lim.	Lower Lim.	Date	Observ.	Sig.	Bg N	Bg Mean	Std. Dev.	%NDs	ND Adj.	Transform	Alpha	Method
Calcium (mg/L)	GWC-6	19.5	n/a	5/20/2024	14	No	19	n/a	n/a	0	n/a	n/a	0.004832	NP Intra (normality) 1 of 2
Calcium (mg/L)	**GWC-7**	**16**	**n/a**	**5/7/2024**	**17**	**Yes**	**19**	**n/a**	**n/a**	**0**	**n/a**	**n/a**	**0.004832**	**NP Intra (normality) 1 of 2**
Chloride (mg/L)	**GWC-4**	**16.42**	**n/a**	**5/20/2024**	**28**	**Yes**	**19**	**8.083**	**3.363**	**0**	**None**	**No**	**0.0004426**	**Param Intra 1 of 2**
pH (S.U.)	GWC-10	6.617	6.06	5/20/2024	6.28	No	24	6.338	0.1176	0	None	No	0.0002213	Param Intra 1 of 2
pH (S.U.)	GWC-14	5.862	5.335	5/7/2024	5.55	No	22	5.598	0.1095	0	None	No	0.0002213	Param Intra 1 of 2
pH (S.U.)	GWC-20	6.713	6.333	5/7/2024	6.5	No	25	6.523	0.08092	0	None	No	0.0002213	Param Intra 1 of 2
pH (S.U.)	GWC-3	6.199	5.711	5/20/2024	5.9	No	22	5.955	0.1016	0	None	No	0.0002213	Param Intra 1 of 2
pH (S.U.)	GWC-4	6.554	6.011	5/20/2024	6.08	No	24	6.282	0.1147	0	None	No	0.0002213	Param Intra 1 of 2
pH (S.U.)	GWC-6	6.43	6.09	5/20/2024	6.16	No	23	n/a	n/a	0	n/a	n/a	0.006831	NP Intra (normality) 1 of 2
pH (S.U.)	GWC-7	6.42	5.96	5/7/2024	6.3	No	21	n/a	n/a	0	n/a	n/a	0.007998	NP Intra (normality) 1 of 2
Sulfate (mg/L)	**GWC-10**	**1.2**	**n/a**	**5/20/2024**	**3.9**	**Yes**	**11**	**n/a**	**n/a**	**27.27**	**n/a**	**n/a**	**0.01276**	**NP Intra (normality) 1 of 2**
Sulfate (mg/L)	GWC-3	1.1	n/a	5/20/2024	0.64J	No	19	n/a	n/a	57.89	n/a	n/a	0.004832	NP Intra (NDs) 1 of 2
Sulfate (mg/L)	**GWC-6**	**17.05**	**n/a**	**5/20/2024**	**18**	**Yes**	**19**	**10.62**	**2.592**	**0**	**None**	**No**	**0.0004426**	**Param Intra 1 of 2**

Sanitas™ v.10.0.19a Software licensed to . UG

Within Limit

Prediction Limit

Intrawell Non-parametric

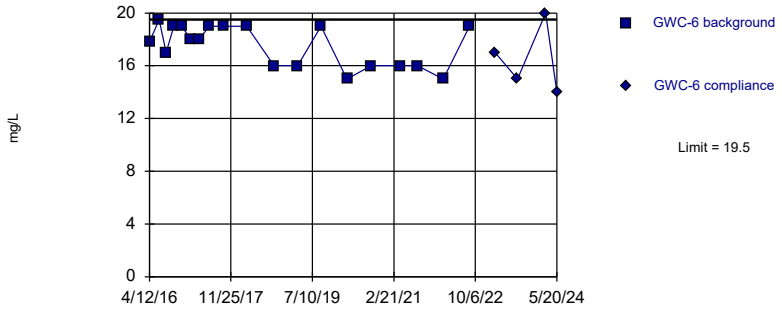

Non-parametric test used in lieu of parametric prediction limit because the Shapiro Wilk normality test showed the data to be non-normal at the 0.05 alpha level. Limit is highest of 19 background values. Well-constituent pair annual alpha = 0.009641. Individual comparison alpha = 0.004832 (1 of 2).

Constituent: Calcium Analysis Run 6/24/2024 1:26 PM View: Appendix III - Resample

Plant Scherer Client: Southern Company Data: Scherer Cell 1-CCR

Sanitas™ v.10.0.19a Software licensed to . UG

Exceeds Limit

Prediction Limit

Intrawell Non-parametric

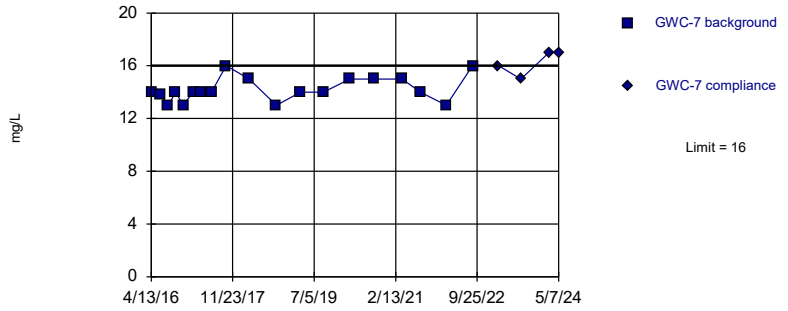

Non-parametric test used in lieu of parametric prediction limit because the Shapiro Wilk normality test showed the data to be non-normal at the 0.05 alpha level. Limit is highest of 19 background values. Well-constituent pair annual alpha = 0.009641. Individual comparison alpha = 0.004832 (1 of 2).

Constituent: Calcium Analysis Run 6/24/2024 1:26 PM View: Appendix III - Resample

Plant Scherer Client: Southern Company Data: Scherer Cell 1-CCR

Sanitas™ v.10.0.19a Software licensed to . UG

Exceeds Limit

Prediction Limit

Intrawell Parametric

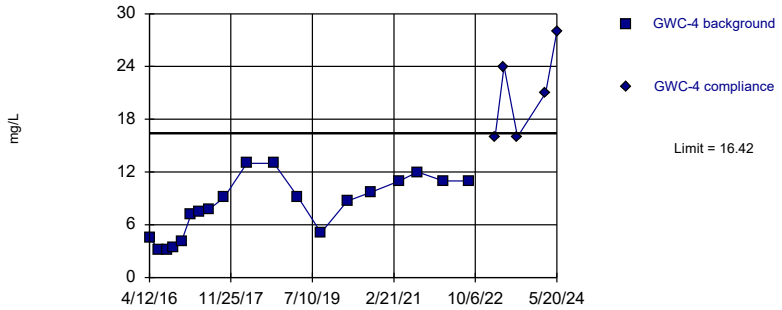

Background Data Summary: Mean=8.083, Std. Dev.=3.363, n=19. Normality test: Shapiro Wilk @alpha = 0.05, calculated = 0.9273, critical = 0.901. Kappa = 2.478 (c=7, w=17, 1 of 2, event alpha = 0.05132). Report alpha = 0.0004426.

Constituent: Chloride Analysis Run 6/24/2024 1:26 PM View: Appendix III - Resample

Plant Scherer Client: Southern Company Data: Scherer Cell 1-CCR

Sanitas™ v.10.0.19a Software licensed to . UG

Within Limits

Prediction Limit

Intrawell Parametric

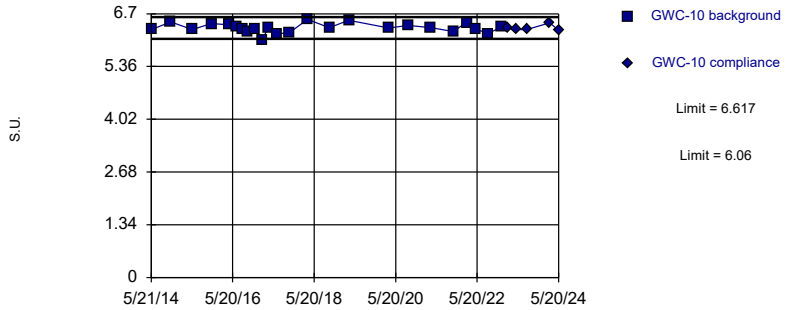

Background Data Summary: Mean=6.338, Std. Dev.=0.1176, n=24. Normality test: Shapiro Wilk @alpha = 0.01, calculated = 0.9715, critical = 0.884. Kappa = 2.366 (c=7, w=17, 1 of 2, event alpha = 0.05132). Report alpha = 0.0004426.

Constituent: pH Analysis Run 6/24/2024 1:26 PM View: Appendix III - Resample

Plant Scherer Client: Southern Company Data: Scherer Cell 1-CCR

Sanitas™ v.10.0.19a Software licensed to . UG

Within Limits

Prediction Limit

Intrawell Parametric

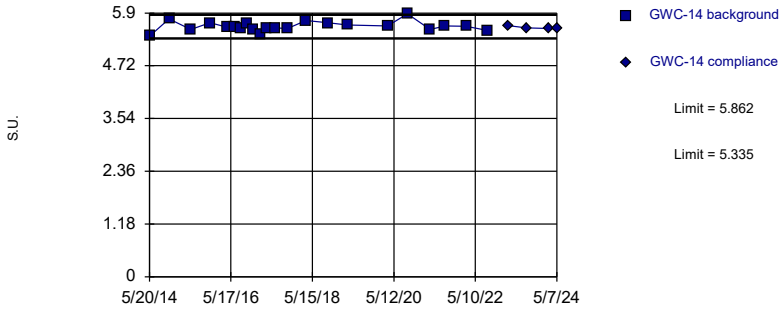

Background Data Summary: Mean=5.598, Std. Dev.=0.1095, n=22. Normality test: Shapiro Wilk @alpha = 0.01, calculated = 0.9571, critical = 0.878. Kappa = 2.406 (c=7, w=17, 1 of 2, event alpha = 0.05132). Report alpha = 0.0004426.

Constituent: pH Analysis Run 6/24/2024 1:26 PM View: Appendix III - Resample

Plant Scherer Client: Southern Company Data: Scherer Cell 1-CCR

Sanitas™ v.10.0.19a Software licensed to . UG

Within Limits

Prediction Limit

Intrawell Parametric

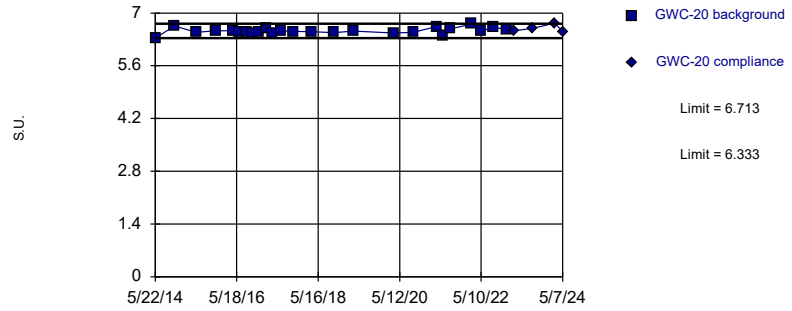

Background Data Summary: Mean=6.523, Std. Dev.=0.08092, n=25. Normality test: Shapiro Wilk @alpha = 0.01, calculated = 0.9506, critical = 0.888. Kappa = 2.347 (c=7, w=17, 1 of 2, event alpha = 0.05132). Report alpha = 0.0004426.

Constituent: pH Analysis Run 6/24/2024 1:26 PM View: Appendix III - Resample

Plant Scherer Client: Southern Company Data: Scherer Cell 1-CCR

Sanitas™ v.10.0.19a Software licensed to . UG

Within Limits

Prediction Limit

Intrawell Parametric

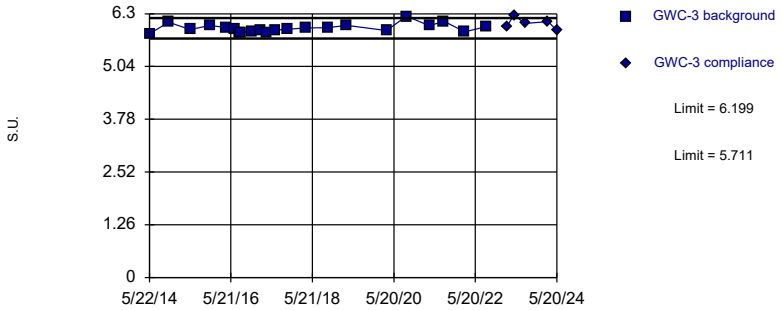

Background Data Summary: Mean=5.955, Std. Dev.=0.1016, n=22. Normality test: Shapiro Wilk @alpha = 0.01, calculated = 0.9136, critical = 0.878. Kappa = 2.406 (c=7, w=17, 1 of 2, event alpha = 0.05132). Report alpha = 0.0004426.

Constituent: pH Analysis Run 6/24/2024 1:26 PM View: Appendix III - Resample

Plant Scherer Client: Southern Company Data: Scherer Cell 1-CCR

Sanitas™ v.10.0.19a Software licensed to . UG

Within Limits

Prediction Limit

Intrawell Parametric

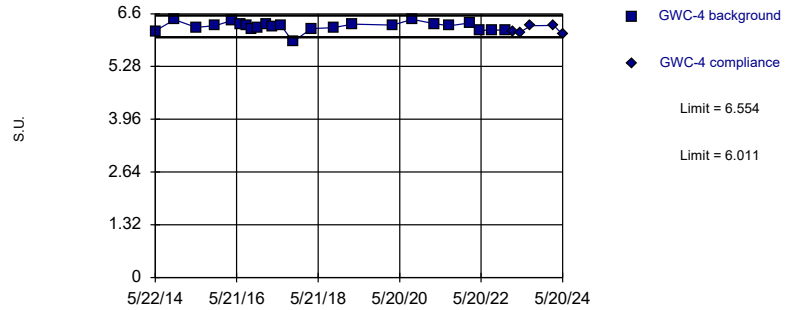

Background Data Summary: Mean=6.282, Std. Dev.=0.1147, n=24. Normality test: Shapiro Wilk @alpha = 0.01, calculated = 0.8874, critical = 0.884. Kappa = 2.366 (c=7, w=17, 1 of 2, event alpha = 0.05132). Report alpha = 0.0004426.

Constituent: pH Analysis Run 6/24/2024 1:26 PM View: Appendix III - Resample

Plant Scherer Client: Southern Company Data: Scherer Cell 1-CCR

Sanitas™ v.10.0.19a Software licensed to . UG

Within Limits

Prediction Limit

Intrawell Non-parametric

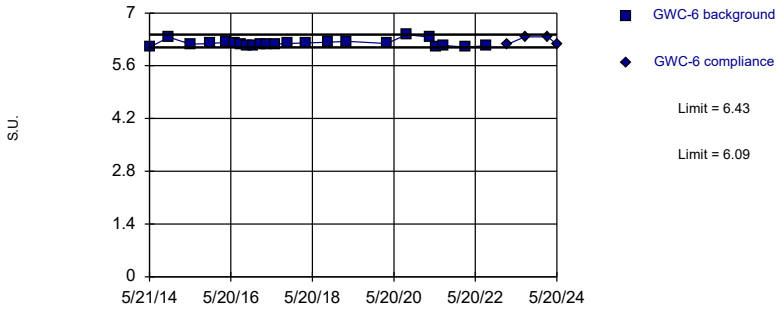

Non-parametric test used in lieu of parametric prediction limit because the Shapiro Wilk normality test showed the data to be non-normal at the 0.01 alpha level. Limits are highest and lowest of 23 background values. Well-constituent pair annual alpha = 0.01364. Individual comparison alpha = 0.006831 (1 of 2).

Constituent: pH Analysis Run 6/24/2024 1:26 PM View: Appendix III - Resample

Plant Scherer Client: Southern Company Data: Scherer Cell 1-CCR

Sanitas™ v.10.0.19a Software licensed to . UG

Within Limits

Prediction Limit

Intrawell Non-parametric

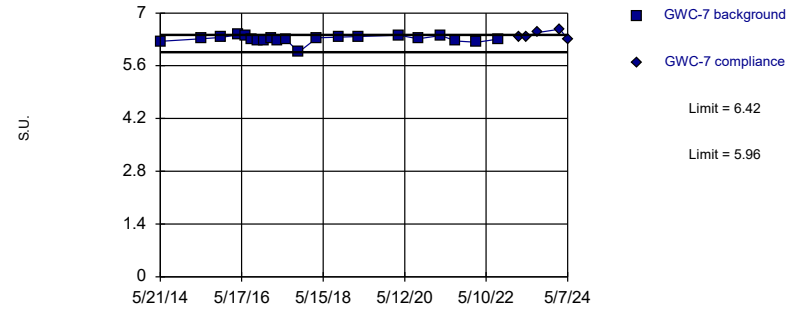

Non-parametric test used in lieu of parametric prediction limit because the Shapiro Wilk normality test showed the data to be non-normal at the 0.01 alpha level. Limits are highest and lowest of 21 background values. Well-constituent pair annual alpha = 0.01596. Individual comparison alpha = 0.007998 (1 of 2).

Constituent: pH Analysis Run 6/24/2024 1:26 PM View: Appendix III - Resample

Plant Scherer Client: Southern Company Data: Scherer Cell 1-CCR

Sanitas™ v.10.0.19a Software licensed to . UG

Hollow symbols indicate censored values.

Exceeds Limit

Prediction Limit

Intrawell Non-parametric

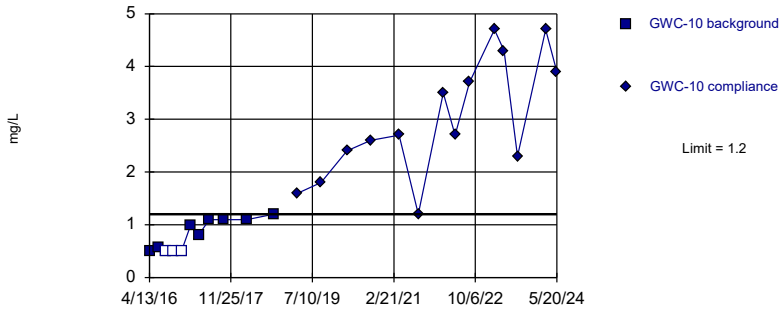

Non-parametric test used in lieu of parametric prediction limit because the Shapiro Wilk normality test showed the data to be non-normal at the 0.05 alpha level. Limit is highest of 11 background values. 27.27% NDs. Well-constituent pair annual alpha = 0.02537. Individual comparison alpha = 0.01276 (1 of 2).

Constituent: Sulfate Analysis Run 6/24/2024 1:26 PM View: Appendix III - Resample

Plant Scherer Client: Southern Company Data: Scherer Cell 1-CCR

Sanitas™ v.10.0.19a Software licensed to . UG

Hollow symbols indicate censored values.

Within Limit

Prediction Limit

Intrawell Non-parametric

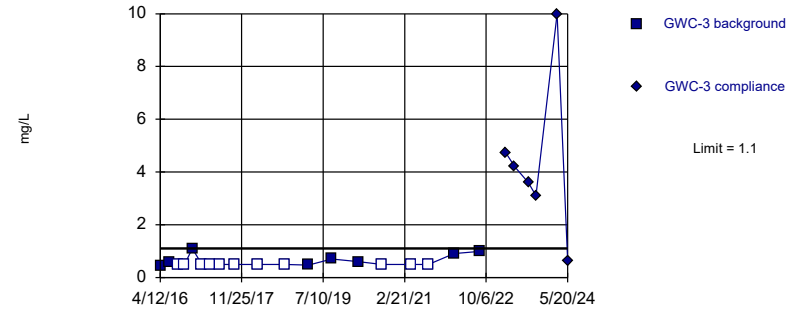

Non-parametric test used in lieu of parametric prediction limit because censored data exceeded 50%. Limit is highest of 19 background values. 57.89% NDs. Well-constituent pair annual alpha = 0.009641. Individual comparison alpha = 0.004832 (1 of 2).

Constituent: Sulfate Analysis Run 6/24/2024 1:26 PM View: Appendix III - Resample

Plant Scherer Client: Southern Company Data: Scherer Cell 1-CCR

Sanitas™ v.10.0.19a Software licensed to . UG

Exceeds Limit

Prediction Limit

Intrawell Parametric

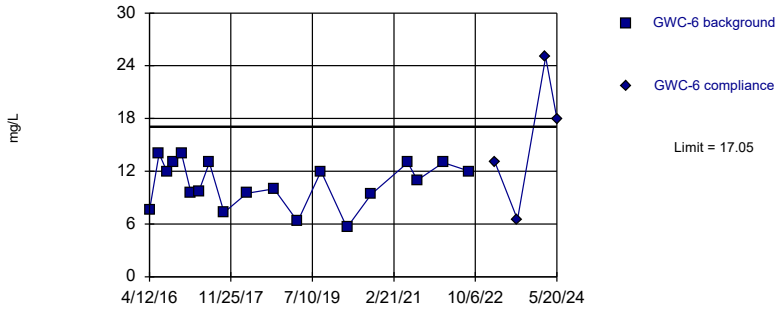

Background Data Summary: Mean=10.62, Std. Dev.=2.592, n=19. Normality test: Shapiro Wilk @alpha = 0.05, calculated = 0.9257, critical = 0.901. Kappa = 2.478 (c=7, w=17, 1 of 2, event alpha = 0.05132). Report alpha = 0.0004426.

Constituent: Sulfate Analysis Run 6/24/2024 1:26 PM View: Appendix III - Resample

Plant Scherer Client: Southern Company Data: Scherer Cell 1-CCR

Prediction Limit

Constituent: Calcium (mg/L) Analysis Run 6/24/2024 1:28 PM View: Appendix III - Resample

Plant Scherer Client: Southern Company Data: Scherer Cell 1-CCR

	GWC-6	GWC-6
4/12/2016	17.8	
6/20/2016	19.5	
8/12/2016	17	
10/6/2016	19	
11/30/2016	19	
2/9/2017	18	
4/6/2017	18	
6/21/2017	19 (D)	
10/6/2017	19	
3/21/2018	19	
10/3/2018	16	
3/26/2019	16	
9/11/2019	19	
3/18/2020	15	
9/10/2020	16	
4/5/2021	16	
8/11/2021	16	
2/15/2022	15	
8/25/2022	19	
2/27/2023		17
8/8/2023		15
2/29/2024		20
5/20/2024		14 (R)

Prediction Limit

Constituent: Calcium (mg/L) Analysis Run 6/24/2024 1:28 PM View: Appendix III - Resample

Plant Scherer Client: Southern Company Data: Scherer Cell 1-CCR

	GWC-7	GWC-7
4/13/2016	14 (D)	
6/20/2016	13.8	
8/15/2016	13	
10/6/2016	14	
12/1/2016	13	
2/9/2017	14	
4/7/2017	14	
6/22/2017	14 (D)	
10/6/2017	16	
3/22/2018	15	
10/4/2018	13	
3/27/2019	14	
9/11/2019	14	
3/19/2020	15	
9/10/2020	15	
4/1/2021	15	
8/11/2021	14	
2/15/2022	13	
8/25/2022	16	
2/27/2023		16
8/8/2023		15
2/29/2024		17
5/7/2024		17 (R)

Prediction Limit

Constituent: Chloride (mg/L) Analysis Run 6/24/2024 1:28 PM View: Appendix III - Resample

Plant Scherer Client: Southern Company Data: Scherer Cell 1-CCR

	GWC-4	GWC-4
4/12/2016	4.57	
6/20/2016	3.1	
8/16/2016	3.2	
10/6/2016	3.4	
11/30/2016	4.1	
2/8/2017	7.2	
4/6/2017	7.4	
6/22/2017	7.8	
10/6/2017	9.1	
3/21/2018	13	
10/3/2018	13	
3/26/2019	9.2	
9/10/2019	5.1	
3/19/2020	8.7	
9/10/2020	9.7	
4/2/2021	11	
8/12/2021	12	
2/15/2022	11	
8/25/2022	11	
2/27/2023		16
5/2/2023		24
8/8/2023		16
2/29/2024		21
5/20/2024		28 (R)

Prediction Limit

Constituent: pH (S.U.) Analysis Run 6/24/2024 1:28 PM View: Appendix III - Resample

Plant Scherer Client: Southern Company Data: Scherer Cell 1-CCR

	GWC-10	GWC-10
5/21/2014	6.3	
11/12/2014	6.49	
5/23/2015	6.3	
11/12/2015	6.45	
4/13/2016	6.42 (D)	
6/21/2016	6.36	
8/15/2016	6.3	
10/5/2016	6.25	
12/1/2016	6.32	
2/8/2017	6.04	
4/6/2017	6.35	
6/21/2017	6.2	
10/5/2017	6.21	
3/21/2018	6.56	
10/2/2018	6.35	
3/27/2019	6.53	
3/18/2020	6.34	
9/9/2020	6.4	
4/1/2021	6.35	
10/18/2021	6.25	
2/15/2022	6.48	
5/12/2022	6.31 (R)	
8/25/2022	6.2	
12/28/2022	6.36 (R)	
2/21/2023		6.33
5/2/2023		6.3
8/9/2023		6.3
3/1/2024		6.47
5/20/2024		6.28 (R)

Prediction Limit

Constituent: pH (S.U.) Analysis Run 6/24/2024 1:28 PM View: Appendix III - Resample

Plant Scherer Client: Southern Company Data: Scherer Cell 1-CCR

	GWC-14	GWC-14
5/20/2014	5.38	
11/12/2014	5.77	
5/24/2015	5.53	
11/11/2015	5.68	
4/13/2016	5.58 (D)	
6/21/2016	5.59	
8/15/2016	5.56	
10/4/2016	5.66	
12/1/2016	5.54	
2/7/2017	5.42	
4/6/2017	5.55	
6/20/2017	5.57	
10/5/2017	5.55	
3/20/2018	5.73	
10/2/2018	5.68	
3/26/2019	5.63	
3/18/2020	5.61	
9/9/2020	5.88	
4/1/2021	5.53	
8/11/2021	5.61	
2/16/2022	5.6	
8/26/2022	5.51	
2/27/2023		5.62
8/9/2023		5.57
3/1/2024		5.55
5/7/2024		5.55 (R)

Prediction Limit

Constituent: pH (S.U.) Analysis Run 6/24/2024 1:28 PM View: Appendix III - Resample

Plant Scherer Client: Southern Company Data: Scherer Cell 1-CCR

	GWC-20	GWC-20
5/22/2014	6.33	
11/9/2014	6.66	
5/22/2015	6.49	
11/10/2015	6.53	
4/12/2016	6.53 (D)	
6/16/2016	6.51	
8/11/2016	6.49	
10/5/2016	6.46	
11/30/2016	6.5	
2/8/2017	6.59	
4/6/2017	6.47	
6/21/2017	6.53	
10/5/2017	6.51	
3/21/2018	6.5	
10/3/2018	6.48	
3/26/2019	6.52	
3/19/2020	6.47	
9/10/2020	6.49	
4/5/2021	6.64	
6/1/2021	6.39	
8/11/2021	6.58	
2/16/2022	6.71	
5/12/2022	6.52 (R)	
8/25/2022	6.62	
12/28/2022	6.56 (R)	
2/28/2023		6.53
8/8/2023		6.59
3/1/2024		6.73
5/7/2024		6.5 (R)

Prediction Limit

Constituent: pH (S.U.) Analysis Run 6/24/2024 1:28 PM View: Appendix III - Resample

Plant Scherer Client: Southern Company Data: Scherer Cell 1-CCR

	GWC-3	GWC-3
5/22/2014	5.82	
11/9/2014	6.1	
5/22/2015	5.92	
11/16/2015	6.02	
4/12/2016	5.97 (D)	
6/20/2016	5.93	
8/12/2016	5.86	
8/16/2016	5.86	
10/5/2016	5.1 (O)	
11/30/2016	5.88	
2/8/2017	5.89	
4/6/2017	5.84	
6/21/2017	5.91	
10/5/2017	5.93	
3/21/2018	5.96	
10/3/2018	5.97	
3/26/2019	6.02	
3/18/2020	5.9	
9/10/2020	6.24	
4/6/2021	6.01	
8/12/2021	6.12	
2/15/2022	5.87	
8/25/2022	5.99	
2/28/2023		6
5/2/2023		6.27
8/9/2023		6.07
3/4/2024		6.11
5/20/2024		5.9 (R)

Prediction Limit

Constituent: pH (S.U.) Analysis Run 6/24/2024 1:28 PM View: Appendix III - Resample

Plant Scherer Client: Southern Company Data: Scherer Cell 1-CCR

	GWC-4	GWC-4
5/22/2014	6.17	
11/9/2014	6.45	
5/22/2015	6.26	
11/11/2015	6.3	
4/12/2016	6.44 (D)	
6/20/2016	6.33	
8/16/2016	6.3	
10/6/2016	6.21	
11/30/2016	6.26	
2/8/2017	6.35	
4/6/2017	6.29	
6/22/2017	6.31	
10/6/2017	5.9	
3/21/2018	6.23	
10/3/2018	6.25	
3/26/2019	6.34	
3/19/2020	6.32	
9/10/2020	6.46	
4/2/2021	6.35	
8/12/2021	6.3	
2/15/2022	6.37	
5/12/2022	6.19 (R)	
8/25/2022	6.19	
12/28/2022	6.2 (R)	
2/27/2023		6.17
5/2/2023		6.13
8/8/2023		6.3
2/29/2024		6.31
5/20/2024		6.08 (R)

Prediction Limit

Constituent: pH (S.U.) Analysis Run 6/24/2024 1:28 PM View: Appendix III - Resample

Plant Scherer Client: Southern Company Data: Scherer Cell 1-CCR

	GWC-6	GWC-6
5/21/2014	6.09	
11/9/2014	6.36	
5/24/2015	6.17	
11/11/2015	6.19	
4/12/2016	6.22	
6/20/2016	6.2	
8/12/2016	6.17	
10/6/2016	6.14	
11/30/2016	6.14	
2/9/2017	6.18	
4/6/2017	6.17	
6/21/2017	6.17	
10/6/2017	6.19	
3/21/2018	6.21	
10/3/2018	6.22	
3/26/2019	6.25	
3/18/2020	6.19	
9/10/2020	6.43	
4/5/2021	6.36	
6/2/2021	6.09	
8/11/2021	6.14	
2/15/2022	6.1	
8/25/2022	6.13	
2/27/2023		6.16
8/8/2023		6.37
2/29/2024		6.37
5/20/2024		6.16 (R)

Prediction Limit

Constituent: pH (S.U.) Analysis Run 6/24/2024 1:28 PM View: Appendix III - Resample

Plant Scherer Client: Southern Company Data: Scherer Cell 1-CCR

	GWC-7	GWC-7
5/21/2014	6.25	
5/24/2015	6.32	
11/11/2015	6.35	
4/13/2016	6.42	
6/20/2016	6.4	
8/15/2016	6.31	
10/6/2016	6.27	
12/1/2016	6.28	
2/9/2017	6.32	
4/7/2017	6.28	
6/22/2017	6.29	
10/6/2017	5.96	
3/22/2018	6.34	
10/4/2018	6.36	
3/27/2019	6.38	
3/19/2020	6.41	
9/10/2020	6.32	
4/1/2021	6.4	
8/11/2021	6.26	
2/15/2022	6.22	
8/25/2022	6.31	
2/27/2023		6.35
5/2/2023		6.38
8/8/2023		6.48
2/29/2024		6.57
5/7/2024		6.3 (R)

Prediction Limit

Constituent: Sulfate (mg/L) Analysis Run 6/24/2024 1:28 PM View: Appendix III - Resample

Plant Scherer Client: Southern Company Data: Scherer Cell 1-CCR

	GWC-10	GWC-10
4/13/2016	0.51 (JD)	
6/21/2016	0.58 (J)	
8/15/2016	<1	
10/5/2016	<1	
12/1/2016	<1	
2/8/2017	1	
4/6/2017	0.81 (J)	
6/21/2017	1.1	
10/5/2017	1.1	
3/21/2018	1.1	
10/2/2018	1.2	
3/27/2019		1.6
9/11/2019		1.8
3/18/2020		2.4
9/9/2020		2.6
4/1/2021		2.7
8/17/2021		1.2
2/15/2022		3.5
5/12/2022		2.7 (R)
8/25/2022		3.7
2/21/2023		4.7
5/2/2023		4.3
8/9/2023		2.3
3/1/2024		4.7
5/20/2024		3.9 (R)

ND substitution: RL/2.

Prediction Limit

Constituent: Sulfate (mg/L) Analysis Run 6/24/2024 1:28 PM View: Appendix III - Resample

Plant Scherer Client: Southern Company Data: Scherer Cell 1-CCR

	GWC-3	GWC-3
4/12/2016	0.419 (JD)	
6/20/2016	0.6 (J)	
8/16/2016	<1	
10/5/2016	<1	
11/30/2016	1.1	
2/8/2017	<1	
4/6/2017	<1	
6/21/2017	<1	
10/5/2017	<1	
3/21/2018	<1	
10/3/2018	<1	
3/26/2019	0.47 (J)	
9/10/2019	0.7 (J)	
3/18/2020	0.6 (J)	
9/10/2020	<1	
4/6/2021	<1	
8/12/2021	<1	
2/15/2022	0.91 (J)	
8/25/2022	0.99 (J)	
2/28/2023		4.7
5/2/2023		4.2
8/9/2023		3.6
10/4/2023		3.1 (R)
3/4/2024		10
5/20/2024		0.64 (J,R)

ND substitution: RL/2.

Prediction Limit

Constituent: Sulfate (mg/L) Analysis Run 6/24/2024 1:28 PM View: Appendix III - Resample

Plant Scherer Client: Southern Company Data: Scherer Cell 1-CCR

	GWC-6	GWC-6
4/12/2016	7.55	
6/20/2016	14	
8/16/2016	12	
10/6/2016	13	
11/30/2016	14	
2/9/2017	9.5	
4/6/2017	9.7	
6/21/2017	13	
10/6/2017	7.3	
3/21/2018	9.5	
10/3/2018	10	
3/26/2019	6.3	
9/11/2019	12	
3/18/2020	5.6	
9/10/2020	9.4	
6/2/2021	13	
8/11/2021	11	
2/15/2022	13	
8/25/2022	12	
2/27/2023		13
8/8/2023		6.5
2/29/2024		25
5/20/2024		18 (R)

FIGURE L.

Appendix III Interwell Prediction Limits - Two-Step
May 2024 Resample - All/Significant Results

Plant Scherer Client: Southern Company Data: Scherer Cell 1-CCR Printed 6/24/2024, 1:33 PM

Constituent	Well	Upper Lim.	Lower Lim.	Date	Observ.	Sig.	Bg N	Bg Mean	Std. Dev.	%NDs	ND Adj.	Transform	Alpha	Method
Calcium (mg/L)	**GWC-7**	**15**	**n/a**	**5/7/2024**	**17**	**Yes**	**66**	**n/a**	**n/a**	**0**	**n/a**	**n/a**	**0.0004314**	**NP Inter (normality) 1 of 2**
Chloride (mg/L)	**GWC-4**	**7.2**	**n/a**	**5/20/2024**	**28**	**Yes**	**66**	**n/a**	**n/a**	**0**	**n/a**	**n/a**	**0.0004314**	**NP Inter (normality) 1 of 2**
Sulfate (mg/L)	**GWC-10**	**3.5**	**n/a**	**5/20/2024**	**3.9**	**Yes**	**66**	**n/a**	**n/a**	**68.18**	**n/a**	**n/a**	**0.0004314**	**NP Inter (NDs) 1 of 2**
Sulfate (mg/L)	**GWC-6**	**3.5**	**n/a**	**5/20/2024**	**18**	**Yes**	**66**	**n/a**	**n/a**	**68.18**	**n/a**	**n/a**	**0.0004314**	**NP Inter (NDs) 1 of 2**

Sanitas™ v.10.0.19a Software licensed to . UG

Exceeds Limit: GWC-7

Prediction Limit

Interwell Non-parametric

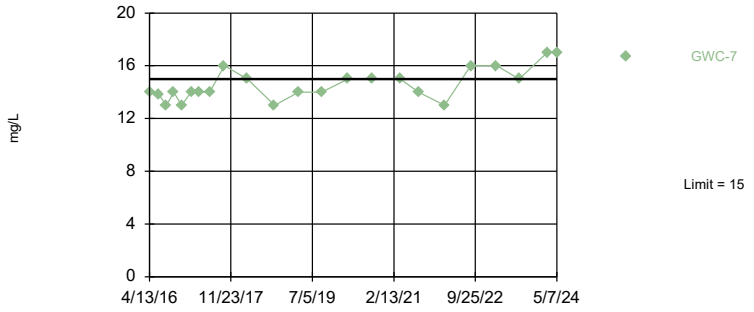

Non-parametric test used in lieu of parametric prediction limit because the Shapiro Francia normality test showed the data to be non-normal at the 0.01 alpha level. Limit is highest of 66 background values. Annual per-constituent alpha = 0.01456. Individual comparison alpha = 0.0004314 (1 of 2). Assumes 16 future values.

Constituent: Calcium Analysis Run 6/24/2024 1:31 PM View: Appendix III - Resample Interwell
Plant Scherer Client: Southern Company Data: Scherer Cell 1-CCR

Sanitas™ v.10.0.19a Software licensed to . UG

Exceeds Limit: GWC-4

Prediction Limit

Interwell Non-parametric

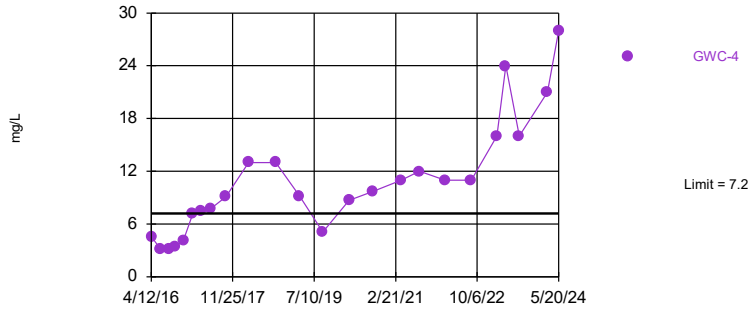

Non-parametric test used in lieu of parametric prediction limit because the Shapiro Francia normality test showed the data to be non-normal at the 0.01 alpha level. Limit is highest of 66 background values. Annual per-constituent alpha = 0.01456. Individual comparison alpha = 0.0004314 (1 of 2). Assumes 16 future values.

Constituent: Chloride Analysis Run 6/24/2024 1:31 PM View: Appendix III - Resample Interwell
Plant Scherer Client: Southern Company Data: Scherer Cell 1-CCR

Sanitas™ v.10.0.19a Software licensed to . UG
Hollow symbols indicate censored values.

Exceeds Limit: GWC-10, GWC-6

Prediction Limit

Interwell Non-parametric

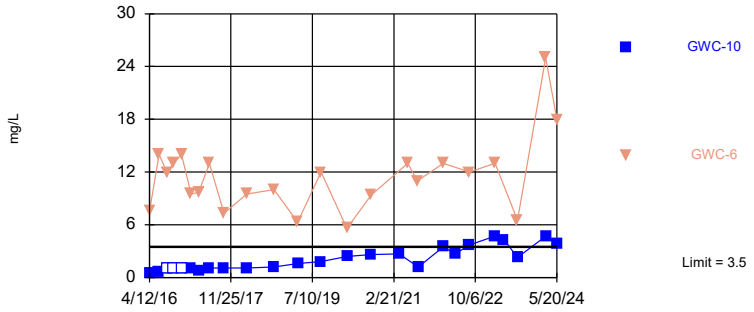

Non-parametric test used in lieu of parametric prediction limit because censored data exceeded 50%. Limit is highest of 66 background values. 68.18% NDs. Annual per-constituent alpha = 0.01456. Individual comparison alpha = 0.0004314 (1 of 2). Comparing 2 points to limit. Assumes 15 future values.

Constituent: Sulfate Analysis Run 6/24/2024 1:31 PM View: Appendix III - Resample Interwell
Plant Scherer Client: Southern Company Data: Scherer Cell 1-CCR

Prediction Limit

Constituent: Calcium (mg/L) Analysis Run 6/24/2024 1:33 PM View: Appendix III - Resample Interwell

Plant Scherer Client: Southern Company Data: Scherer Cell 1-CCR

	GWA-15 (bg)	GWA-16 (bg)	GWA-17 (bg)	GWC-7
4/6/2016	3.62	12.1	6.58	
4/13/2016				14 (D)
6/15/2016	4.5	11.8	6.9	
6/20/2016				13.8
8/10/2016	3.8	10	5.5	
8/15/2016				13
10/4/2016	5.3	14		
10/5/2016			6.8	
10/6/2016				14
11/29/2016		10	4.8	
11/30/2016	4.7			
12/1/2016				13
2/7/2017	3.8	12	7.8	
2/9/2017				14
4/4/2017	3.8	11	6.4	
4/7/2017				14
6/20/2017	4.1	11	7	
6/22/2017				14 (D)
10/4/2017	4.6			
10/5/2017		13	6.6	
10/6/2017				16
3/20/2018	4.2 (D)	12	6.6	
3/22/2018				15
10/2/2018	4.2	11	5.8	
10/4/2018				13
3/26/2019	4	11	6.7	
3/27/2019				14
9/10/2019	4.8	12	7.5	
9/11/2019				14
3/18/2020	3.8	12	7.3	
3/19/2020				15
9/9/2020	4	11	7.3	
9/10/2020				15
4/1/2021	4	12	7.8	15
8/11/2021	4.1	11	7.3	14
2/15/2022	3.6	10	7.1	13
8/24/2022			8.9	
8/25/2022	4.9	13		16
2/27/2023				16
2/28/2023	4.1	13	8.7	
8/3/2023	4.7	13	8.3	
8/8/2023				15
2/28/2024		15	9	
2/29/2024				17
3/4/2024	3.8			
5/7/2024				17 (R)

Prediction Limit

Constituent: Chloride (mg/L) Analysis Run 6/24/2024 1:33 PM View: Appendix III - Resample Interwell

Plant Scherer Client: Southern Company Data: Scherer Cell 1-CCR

	GWA-15 (bg)	GWA-16 (bg)	GWA-17 (bg)	GWC-4
4/6/2016	5.342	1.789	1.69	
4/12/2016				4.57
6/15/2016	5.2	2.1	1.9	
6/20/2016				3.1
8/10/2016	5.5	1.8	1.7	
8/16/2016				3.2
10/4/2016	5.4	1.7		
10/5/2016			1.6	
10/6/2016				3.4
11/29/2016		1.7	1.7	
11/30/2016	5.4			4.1
2/7/2017	5.1	1.6	1.6	
2/8/2017				7.2
4/4/2017	5.1	1.6	1.5	
4/6/2017				7.4
6/20/2017	5.2	1.6	1.5	
6/22/2017				7.8
10/4/2017	5.2			
10/5/2017		1.5	1.5	
10/6/2017				9.1
3/20/2018	5.6 (D)	1.5	1.4	
3/21/2018				13
10/2/2018	6.3	1.6	1.5	
10/3/2018				13
3/26/2019	5.5	1.5	1.3	9.2
9/10/2019	5.2	1.4	1.3	5.1
3/18/2020	5.4	1.7	2	
3/19/2020				8.7
9/9/2020	6.1	1.6	1.3	
9/10/2020				9.7
4/1/2021	7	1.8	1.5	
4/2/2021				11
8/11/2021	7.2	1.8	1.4	
8/12/2021				12
2/15/2022	6.5	1.6	1.4	11
8/24/2022			1.4	
8/25/2022	6.9	1.6		11
2/27/2023				16
2/28/2023	6.3	1.7	1.4	
5/2/2023				24
8/3/2023	6.3	1.6	1.3	
8/8/2023				16
2/28/2024		1.6	1.4	
2/29/2024				21
3/4/2024	5.6			
5/20/2024				28 (R)

Prediction Limit

Constituent: Sulfate (mg/L) Analysis Run 6/24/2024 1:33 PM View: Appendix III - Resample Interwell

Plant Scherer Client: Southern Company Data: Scherer Cell 1-CCR

	GWA-15 (bg)	GWA-17 (bg)	GWA-16 (bg)	GWC-6	GWC-10
4/6/2016	0.799 (J)	<1	<1		
4/12/2016				7.55	
4/13/2016					0.51 (JD)
6/15/2016	<1	<1	<1		
6/20/2016				14	
6/21/2016					0.58 (J)
8/10/2016	<1	<1	<1		
8/15/2016					<1
8/16/2016				12	
10/4/2016	<1		<1		
10/5/2016		<1			<1
10/6/2016				13	
11/29/2016		<1	<1		
11/30/2016	<1			14	
12/1/2016					<1
2/7/2017	0.8 (J)	<1	<1		
2/8/2017					1
2/9/2017				9.5	
4/4/2017	<1	<1	<1		
4/6/2017				9.7	0.81 (J)
6/20/2017	<1	<1	<1		
6/21/2017				13	1.1
10/4/2017	<1				
10/5/2017		<1	<1		1.1
10/6/2017				7.3	
3/20/2018	1.2	<1	<1		
3/21/2018				9.5	1.1
10/2/2018	<1	<1	<1		1.2
10/3/2018				10	
3/26/2019	2.1	0.58 (J)	<1	6.3	
3/27/2019					1.6
9/10/2019	0.65 (J)	0.44 (J)	<1		
9/11/2019				12	1.8
3/18/2020	3.1	0.51 (J)	0.67 (J)	5.6	2.4
9/9/2020	1.6	<1	<1		2.6
9/10/2020				9.4	
4/1/2021	2.7	<1	<1		2.7
6/2/2021				13	
8/11/2021	1.3	<1	<1	11	
8/17/2021					1.2
2/15/2022	2.6	<1	<1	13	3.5
5/12/2022					2.7 (R)
8/24/2022		<1			
8/25/2022	1.9		<1	12	3.7
2/21/2023					4.7
2/27/2023				13	
2/28/2023	3.5	1.3	1.4		
5/2/2023					4.3
8/3/2023	1.7	<1	0.4 (J)		
8/8/2023				6.5	
8/9/2023					2.3
2/28/2024		<1	<1		

ND substitution: RL or RL/2 if <15% NDs.

Prediction Limit

Constituent: Sulfate (mg/L) Analysis Run 6/24/2024 1:33 PM View: Appendix III - Resample Interwell

Plant Scherer Client: Southern Company Data: Scherer Cell 1-CCR

	GWA-15 (bg)	GWA-17 (bg)	GWA-16 (bg)	GWC-6	GWC-10
2/29/2024				25	
3/1/2024					4.7
3/4/2024	2.8				
5/20/2024				18 (R)	3.9 (R)

GROUNDWATER STATS
CONSULTING

August 30, 2024

Southern Company Services
Attn: Mr. Joju Abraham
241 Ralph McGill Blvd NE, Bin 10160
Atlanta, Georgia 30308-3374

Re: Plant Scherer PAC Landfill
Statistical Analysis – February/March 2024

Dear Mr. Abraham,

Groundwater Stats Consulting, formerly the statistical consulting division of Sanitas Technologies, is pleased to provide the groundwater statistical analysis for the 2024 1st Semi-Annual Groundwater Monitoring Statistical Analysis sample event for Georgia Power Company's Plant Scherer PAC Landfill. The analysis complies with the Georgia Environmental Protection Division (EPD) Rules for Solid Waste Management Chapter 391-3-4-.10 and follows the United States Environmental Protection Agency (USEPA) Unified Guidance (2009).

Sampling began for the Coal Combustion Residuals (CCR) program in 2016. Semi-annual sampling for 16 parameters began in 2010 in accordance with the Georgia Department of Natural Resources, Environmental Protection Division (Georgia EPD) groundwater monitoring regulations. At least 8 background samples have been collected at each of the groundwater monitoring wells.

The monitoring well network, as provided by Southern Company Services, consists of the following:

- **Upgradient wells:** GWA-21, GWA-22, GWA-45, GWA-46, GWA-47, GWA-48, and GWA-49
- **Downgradient wells:** GWC-29, GWC-50, GWC-51, GWC-52, and GWC-53

Data were sent electronically to Groundwater Stats Consulting, and the statistical analysis was reviewed by Kristina Rayner, Founder and Senior Statistician to Groundwater Stats Consulting. The analysis is prepared according to the recommended statistical methodology prepared in the Fall 2017 by Dr. Kirk Cameron, PhD Statistician with MacStat Consulting, primary author of the USEPA Unified Guidance.

Resamples were collected in November 2022 for TDS at wells GWA-45, GWA-46, GWA-47, GWA-48, GWA-49, GWC-29, GWC-50, GWC-51, GWC-52, and GWC-53 due to the August 2022 samples and October 2022 resamples being out of holding times. Per request of WSP, the samples that exceeded hold times for TDS are not included in the Sanitas database. Resamples were also collected for pH at these wells in October and November 2022 and all pH samples were retained in the database.

The following constituents were evaluated:

- **CCR Appendix III -** boron, calcium, chloride, fluoride, pH, sulfate, and TDS
- **Georgia EPD Appendix I -** antimony, arsenic, barium, beryllium, cadmium, chromium, cobalt, copper, lead, mercury, nickel, selenium, silver, thallium, vanadium, and zinc

Due to varying detection limits in data sets, generally due to improved laboratory practices, a substitution of the most recent reporting limit is used for all non-detects. Note that for calculation of intrawell prediction limits, substitution of the most recent reporting limit is performed separately for each well/parameter pair. In some cases, the reporting limit provided by the laboratory contained varying limits for a given parameter; therefore, the substitution may differ from well to well. This generally gives the most conservative limit in each case. In the case of zinc, the reporting limit during the March 2023 sample event increased to 0.015 mg/L from the previous reporting limit of 0.005 mg/L. In order to maintain conservative limits, the current reporting limit of 0.005 mg/L was substituted for all wells. In the case of fluoride, varying reporting limits resulted from different laboratories for the February/March 2024 event; therefore, a reporting limit of 0.1 mg/L was substituted across all wells to maintain statistical limits that are conservative from a regulatory perspective.

Time series plots for CCR Appendix III and Georgia EPD Appendix I parameters at all wells are provided for the purpose of screening data at these wells (Figure A). Additionally, a separate section of box plots is included for all constituents at upgradient and downgradient wells (Figure B). The time series plots are used to initially screen for suspected outliers and trends, while the box plots provide visual representation of variation within individual wells and between all wells. Values in background which have

been flagged as outliers may be seen in a lighter font and as a disconnected symbol on the graphs.

In earlier analyses, data at all wells for constituents detected in downgradient wells were evaluated for the following: 1) outliers; 2) trends; 3) most appropriate statistical method based on site characteristics of groundwater data upgradient of the facility; and 4) eligibility of downgradient wells when intrawell statistical methods are recommended. Power curves were provided during the background update discussed below to demonstrate that the selected statistical methods for the parameters listed above comply with the USEPA Unified Guidance and the Georgia Environmental Protection Division Rules for Solid Waste Management Chapter 391-3-4-.10. The EPA suggests that the selected statistical method should provide at least 55% power at 3 standard deviations or at least 80% power at 4 standard deviations. Power curves were based on the following:

Georgia EPD Appendix I Constituents:

- Semi-Annual Sampling
- Intrawell Prediction Limits with 1-of-2 resample plan (antimony, arsenic, barium, beryllium, cadmium, chromium, cobalt, copper, lead, mercury, nickel, selenium, thallium, vanadium, and zinc)
- # Constituents: 15 (silver was 100% non-detects in all downgradient wells)
- # Downgradient wells: 5

CCR Appendix III Constituents:

- Semi-Annual Sampling
- Intrawell Prediction Limits with 1-of-2 resample plan (boron, calcium, chloride, fluoride, pH, sulfate, and TDS)
- # Constituents: 7
- # Downgradient wells: 5

Statistical analyses are not required when 100% non-detects are present in downgradient wells for a given constituent; therefore, no prediction limits were required for silver. A summary of all Appendix I well/constituent pairs with 100% non-detects follows this letter.

Parametric prediction limits are utilized when the screened historical data follow a normal or transformed-normal distribution. When data cannot be normalized or the majority of data are non-detects, a nonparametric test is utilized. While the false positive rate associated with the parametric limits is based on an annual 10% (5% for each semi-annual sample event) as recommended by the EPA Unified Guidance (2009), the false positive

rate associated with the nonparametric limits is dependent upon the available background sample size, number of future comparisons, and verification resample plan. The distribution of data is tested using the Shapiro-Wilk/Shapiro-Francia test for normality. After testing for normality and performing any adjustments as discussed below (US EPA, 2009), data are analyzed using either parametric or non-parametric prediction limits. Non-detects are handled as follows:

- No statistical analyses are required on wells and analytes containing 100% non-detects (USEPA Unified Guidance, 2009, Chapter 6).
- When data contain <15% non-detects, simple substitution of one-half the reporting limit is utilized in the statistical analysis. The reporting limit utilized for non-detects is the most recent practical quantification limit (PQL) as reported by the laboratory.
- When data contain between 15-50% non-detects, the Kaplan-Meier non-detect adjustment is applied to the background data for parametric limits. This technique adjusts the mean and standard deviation of the historical concentrations to account for concentrations below the reporting limit.
- Nonparametric prediction limits are used on data containing greater than 50% non-detects.

Natural systems continuously evolve due to physical changes made to the environment. Examples include capping a landfill, paving areas near a well, or lining a drainage channel to prevent erosion. Periodic updating of background statistical limits is necessary to accommodate these types of changes. In the intrawell case, data for all wells and constituents may be re-evaluated when a minimum of 4 new data points are available to determine whether earlier concentrations are representative of present-day groundwater quality. In some cases, an earlier portion of data is deselected prior to construction of limits to provide sensitive limits that will rapidly detect changes in groundwater quality. Even though the data are excluded from the calculation, the values will continue to be reported and shown in tables and graphs.

Two-Step Statistical Analysis

Intrawell statistical methods, combined with a 1-of-2 resample plan, may be used as a conservative first step for identifying potential facility impacts in downgradient wells. Intrawell methods use background data for individual wells and may be overly sensitive to spatial variation. In particular for nonparametric limits with small background sample sizes, the probability of a false positive is much higher than the desired annual sitewide rate of 10%. Therefore, a large number of exceedances may occur as a result of spatial variation rather than facility impacts.

A second step can be used to further evaluate those exceedances and reduce the overall number of statistically significant increases (SSIs) that result from spatial variation. In instances where intrawell statistical methods identify an apparent SSI, a second step of interwell statistical evaluation may be used to determine whether the measurement exceeds the sitewide background limit based on pooled upgradient well data. This is similar in concept to the procedure used in compliance monitoring programs where an interwell statistical limit is used to determine "background" (USEPA Unified Guidance (2009), Chapter 7, Section 7.5). For the detection monitoring program, if the result does not exceed sitewide (interwell) background, an SSI is not declared.

When the result exceeds the sitewide (interwell) background, the 1-of-2 resample plan allows for collection of an independent resample to confirm or disconfirm the initial finding. A statistically significant increase is not declared unless the resample also exceeds the intrawell prediction limit (United State Environmental Protection Agency (USEPA) Unified Guidance, March 2009, Chapter 19). When the resamples confirm the initial exceedance, further research would be required to identify the cause of the exceedance (i.e., impact from the site, natural variation, or an off-site source). When any resample falls within the statistical limit, the initial exceedance is considered to be a false positive result, and no further action is necessary. In cases where intrawell and interwell exceedances are noted and no resamples are collected, the initial exceedance will be considered a confirmed statistically significant increase.

Trend tests, in addition to interwell prediction limits, are recommended for well/constituent pairs found to have an initial intrawell SSI. Trend analysis will provide for detection of long-term changes and potential facility impacts at a given well in cases where the concentrations at that well remain below the sitewide upgradient limits. Thus, the two-step approach has additional capability to detect long-term changes at downgradient wells compared to interwell methods alone. While a trend may be identified by visual inspection, a quantification of the trend and its significance is needed to identify whether concentrations are statistically significantly increasing, decreasing, or remaining stable over time. The absence of a statistically significant increasing trend indicates that an initial intrawell exceedance is short-term and may be the result of spatial variation rather than facility impact to groundwater. If a facility impact has occurred, it will likely result in additional exceedances in future sampling events. When a statistically significant increasing trend is noted, additional data may be needed to demonstrate that there is reasonable evidence that the initial intrawell statistical exceedance is a result of spatial variation rather than a result of impact to groundwater quality downgradient of the facility.

Summary of Background Screening – CCR Appendix III – Conducted in 2017

The original background screening for Appendix III constituents was conducted in 2017 by MacStat Consulting. Values identified as outliers were flagged in the database and excluded prior to construction of statistical limits. Intrawell prediction limits, combined with a 1-of-2 resample plan, were recommended. The Analysis of Variance (ANOVA) was used to statistically evaluate differences in average concentrations among upgradient wells, which assists in identifying the most appropriate statistical approach.

Interwell tests, which compare downgradient well data to statistical limits constructed from pooled upgradient well data, are appropriate when average concentrations are similar across upgradient wells. Intrawell tests, which compare compliance data from a single well to screened historical background data within the same well, are appropriate when upgradient wells exhibit spatial variation; when statistical limits constructed from upgradient wells would not be conservative from a regulatory perspective; and when downgradient background water quality is unimpacted compared to upgradient water quality for the same parameter. Based on the results of the original background screening, intrawell tests were recommended for all Appendix III parameters.

Summary of Background Screening Georgia EPD Appendix I - Conducted in August 2019

Outlier and Trend Testing

Time series plots were used to identify suspected outliers, or extreme values that would result in limits that are not representative of the current background data population. Suspected outliers at all wells and parameters are formally tested using Tukey's box plot method and, when identified, flagged in the computer database with "o" and deselected prior to construction of statistical limits. The results of Tukey's outlier test as well as a discussion of potential outliers and flagged values were included with the background screening report.

Seasonality

No obvious seasonal patterns were observed on the time series plots for any of the detected data; therefore, no deseasonalizing adjustments were made to the data. When seasonal patterns are observed, data may be deseasonalized so that the resulting limits will correctly account for the seasonality as a predictable pattern rather than random variation or a release.

Trends

While trends may be identified by visual inspection, a quantification of the trend and its significance is needed. The Sen's Slope/Mann Kendall trend test, which tests for statistically significant increasing or decreasing trends, was used to evaluate data at all upgradient wells and downgradient wells with detections.

In the absence of suspected contamination, significant trending data are typically not included as part of the background data used for construction of prediction limits. This step serves to eliminate the trend and, thus, reduce variation in background. When statistically significant decreasing trends are present, all available data are evaluated to determine whether earlier concentration levels are significantly different from current reported concentrations and will be deselected as necessary. When any records of data are truncated for the reasons above, a summary report will be provided to show the date ranges used in construction of the statistical limits.

The results of the trend analyses showed several statistically significant increasing and decreasing trends; however, the majority of these were relatively low in magnitude when compared to average concentrations and, therefore, required no adjustments. It was noted that several of the upgradient wells had higher reported measurements in the earliest part of the records for some of the metals. These values were not deselected at this time since the measurements serve as reference data upgradient of the facility. If similar measurements are observed at a later time in one or more downgradient wells, the earlier upgradient data may indicate that the change is occurring rather than a result of practices at the facility. Lastly, while there was an overall increasing trend in concentrations for cobalt at well GWC-53, data are highly variable and similar to concentrations that have historically been reported in upgradient well GWA-45. Therefore, no adjustment was made to this record at that time.

Determination of Spatial Variation

The Analysis of Variance (ANOVA) was used to statistically evaluate differences in average concentrations among upgradient wells for constituents detected in downgradient wells. The ANOVA assists in identifying the most appropriate statistical approach.

Generally, constituents without significant differences, based on ANOVA across upgradient wells, may be considered for interwell analysis. However, the Scherer PAC Landfill is lined, and pre-waste data are available that show metals were present in low level detections during the collection of background data. Furthermore, for some constituents, the reported concentrations are higher in upgradient wells than in

downgradient wells. This would result in interwell limits that would not readily detect changes in the downgradient wells with lower concentrations. Therefore, intrawell prediction limits are recommended as the most appropriate statistical analysis for all of the Georgia EPD constituents at this landfill.

Summary of Background Updates – Georgia EPD Appendix I and CCR Appendix III

June 2021

Outlier Analysis

Prior to updating background data, visual screening was used to evaluate data for suspected outliers in upgradient and downgradient wells through September 2020. All of the more recent compliance measurements appeared stable compared to the previously screened historical data sets; therefore, no new outliers were flagged except for a high value for lead (0.0034 mg/L) in well GWC-52 in order to maintain conservative (i.e., lower) statistical limits. A summary of all flagged outliers follows this letter. Outliers are displayed in a lighter font and as a disconnected symbol on the time series reports, as well as in a lighter font on the accompanying data pages.

Mann-Whitney Comparison of Medians

For constituents requiring intrawell prediction limits (all Georgia EPD Appendix I and CCR Appendix III constituents in this instance), the Mann-Whitney (Wilcoxon Rank Sum) test was used to compare the medians of historical data through October 2018 to the new compliance samples at each well through September 2020. When no variation is present between historical data and compliance samples, the Mann-Whitney test is not performed. A list of well/constituent pairs with no variation was included in the background update report. When the medians of the two groups are not statistically significantly different at the 99% confidence level, background data sets are updated to include the newer compliance data. The results of the Mann-Whitney test and discussion regarding updating background records were included with the background update report. A summary of well/constituent pairs using a truncated portion of their record to establish intrawell prediction limits follows this letter. All records for Appendix I and Appendix III constituents using intrawell methods were re-evaluated during the next background update.

May 2023

Outlier Analysis

Prior to updating background data, visual screening and Tukey's outlier test was used to evaluate data for suspected outliers in upgradient and downgradient wells through November 2022. All previously flagged values were confirmed either by Tukey's test or visual screening; therefore, no new outliers were flagged except for a historic high value for vanadium in upgradient well GWA-47 (0.041 mg/L) that was flagged to achieve conservative (i.e., lower) statistical limits. Due to an increasing trend in the most recent data for barium at upgradient well GWA-45, observations between September 2019 and April 2021 in this well were not included in the interwell limit. The observations were flagged with an "L" flag and are included in the Outlier Summary, which shows all flagged outliers (Figure C). Outliers are displayed in a lighter font and as a disconnected symbol on the time series reports, as well as in a lighter font on the accompanying data pages.

Mann-Whitney Comparison of Medians

For constituents requiring intrawell prediction limits (all Georgia EPD Appendix I and CCR Appendix III constituents), the Mann-Whitney (Wilcoxon Rank Sum) test was used to compare the medians of historical data through September 2020 to the new compliance samples at each well through August 2022 (November 2022 for pH and TDS), which would include all observations prior to the compliance sample in 2023. When no variation is present between historical data and compliance samples, the Mann-Whitney test is not used. When the medians of the two groups are not statistically significantly different at the 99% confidence level (either an increase or decrease), background data sets are updated to include the newer compliance data. The results of the Mann-Whitney test showed statistically significant differences for the following well/constituent pairs:

Increase:

- Barium: GWA-45, GWA-46 (both upgradient), GWC-29, GWC-50, and GWC-52
- Boron: GWA-45 (upgradient)
- Calcium: GWC-29 and GWC-52
- Chloride: GWA-45, GWA-46 (both upgradient), GWC-51, and GWC-53
- Chromium: GWC-51 and GWC-52
- Nickel: GWC-50
- pH: GWC-29 and GWC-51
- Sulfate: GWC-52
- Vanadium GWA-21 (upgradient)

Decrease:

- Antimony: GWA-47, GWA-48 (both upgradient), and GWC-51
- Arsenic: GWA-48 (upgradient)
- Barium: GWC-53
- Beryllium: GWA-22 (upgradient)
- Calcium: GWA-45 (upgradient)
- Cobalt: GWC-29, GWC-50, and GWC-51
- Fluoride: GWC-53
- Lead: GWA-22 (upgradient), GWC-50, and GWC-53
- Nickel: GWA-45 (upgradient)
- Thallium: GWC-51
- Zinc: GWA-45 (upgradient)

For both Appendix I and III well/constituent pairs with a statistically significant increase in median concentrations, the following records were not updated with data through August 2022 in order to maintain statistical limits that are conservative from a regulatory perspective:

- Chromium: GWC-52
- Sulfate: GWC-52

The remaining records with statistically significant increases were updated through August 2022 (November 2022 for pH) and are listed below. For upgradient wells, the increasing concentrations are assumed to result from spatial variation and to represent unimpacted background conditions. The increases in downgradient wells appear to be close to historic concentrations in the same or an upgradient well and would not greatly increase statistical limits:

- Boron: GWA-45 (upgradient)
- Barium: GWA-45 (upgradient), GWA-46 (upgradient), GWC-29, GWC-50, and GWC-52
- Calcium: GWC-29 and GWC-52
- Chloride: GWA-45, GWA-46 (both upgradient), GWC-51, and GWC-53
- Chromium: GWC-51
- Nickel: GWC-50
- pH: GWC-29 and GWC-51

Regarding Appendix I and III well/constituent pairs with a statistically significant decrease in median concentrations, all records were updated with compliance data as all concentrations (with the exception of barium at GWC-53) were reported as trace values

(i.e., below the reporting limit). For barium at GWC-53, background data were updated through August 2022, and elevated background concentrations in the early part of the record were truncated in order to construct statistical limits that are conservative (i.e., lower) from a regulatory perspective and are more representative of present-day groundwater quality conditions.

The Mann Whitney test did not identify significant differences in medians for lead; however, historical data prior to 2016 are more variable than more recent concentrations. Therefore, all historical data prior to 2016 for lead were truncated at all wells so that resulting prediction limits are conservative (i.e., lower) from a regulatory perspective. Additionally, lower concentrations early in the record for boron at upgradient well GWA-45 were truncated in order to eliminate the overall increasing trend and construct statistical limits that are more conservative.

A summary of well/constituent pairs using a truncated portion of their record to establish intrawell prediction limits follows this letter. All records for Appendix I and Appendix III constituents using intrawell methods will be re-evaluated during the next background update.

Statistical Analysis of Georgia EPD Appendix I Constituents – February/March 2024

Intrawell limits were constructed for all Georgia EPD Appendix I constituents. In cases where downgradient average concentrations are higher than observed upgradient concentrations for a given constituent, the current assumption is that the higher downgradient concentrations are due to spatial variation rather than a result of practices at the landfill. The pre-waste data support this logic.

Prediction Limits

Intrawell prediction limits, combined with a 1-of-2 resample plan, were constructed using all available data through August 2022 within each well for constituents with detections (Figure D). The February/March 2024 compliance samples were compared to these intrawell background limits. As previously discussed, no statistical analyses were included for silver since all records contain 100% non-detects in downgradient wells, or for other individual well/constituent pairs containing 100% non-detects.

In the event of an initial exceedance of compliance well data, the 1-of-2 resample plan allows for collection of one additional sample to determine whether the initial exceedance is confirmed. When resamples confirm the initial exceedance, an SSI is identified, and further research would be required to identify the cause of the exceedance (i.e., impact

from the site, natural variation, or an off-site source). If a resample falls within the statistical limit, the initial exceedance is considered to be a false positive result, and no further action is necessary. A summary table of the background intrawell prediction limits and exceedances follows this letter, along with the complete graphical results. Statistical exceedances were noted for the following well/constituent pairs:

- Barium: GWC-29 and GWC-52
- Chromium: GWC-52
- Copper: GWA-45 (upgradient)
- Lead: GWA-22 (upgradient)
- Nickel: GWA-45 (upgradient)

Two-Step Analysis

Following the two-step analysis procedure, interwell prediction limits were then constructed using pooled upgradient well data through March 2024 to evaluate the initial intrawell prediction limit exceedances listed above in downgradient wells (Figure E). The cause of the trend for chromium at GWC-52 is pending and requires further analysis beyond the scope of this analysis. If research shows these higher concentrations reflect spatial variation, the earlier portion of the record may require deselection so that resulting limits are reflective of present-day water quality conditions. No exceedances were identified.

Trend Tests

When initial prediction limit exceedances occur in any of the downgradient wells, data are further evaluated using the Sen's Slope/Mann Kendall trend test at the 99% confidence level to determine whether concentrations are significantly increasing, decreasing, or stable (Figure F). Upgradient wells are included in the trend analyses to identify whether similar patterns exist upgradient of the site. Trends in upgradient trends are an indication of variability in groundwater unrelated to practices at the site. Both a summary and complete graphical results of the trend tests follow this letter. Statistically significant trends were noted for the following well/constituent pairs:

Increasing:

- Barium: GWA-45, GWA-46 (both upgradient), GWC-29, and GWC-52
- Chromium: GWA-22 (upgradient) and GWC-52

Decreasing:

- Barium: GWA-22 (upgradient)
- Chromium: GWA-21 (upgradient)

Statistical Analysis of Appendix III Parameters – February/March 2024

Intrawell prediction limits for all Appendix III parameters, combined with a 1-of-2 resample plan, were constructed using all historical data through August 2022, except for pH and TDS which use historical data through November 2022. The February/March 2024 compliance data were compared to those limits.

As discussed earlier, the most recent reporting limit is substituted on a well-by-well basis for computing intrawell prediction limits. Therefore, individual wells can have different substitutions for a given parameter depending on what the laboratory has reported for each well. Note that the intrawell prediction limit changed compared to those established during the background update for fluoride at most wells as a result of the most recent reporting limit replacing historic non-detects. No significant changes to statistical limits occurred as a result.

Prediction Limits

In the event of an initial exceedance of compliance well data, the 1-of-2 resample plan allows for collection of one additional sample to determine whether the initial exceedance is confirmed. If the resample falls within the statistical limit, the initial exceedance is considered to be a false positive result; therefore, no exceedance is noted, and no further action is necessary. If no resample is collected, the original result is considered a confirmed exceedance. A summary table of the Appendix III prediction limits follows this letter, along with complete graphical results (Figure G). The following prediction limit exceedances were noted for Appendix III parameters:

- Calcium: GWA-22, GWA-47 (both upgradient), GWC-29, GWC-51, and GWC-52
- Chloride: GWA-45 (upgradient), GWC-51, and GWC-53
- pH: GWA-22, GWA-45 (both upgradient), GWC-29, GWC-52, and GWC-53
- Sulfate: GWA-21 (upgradient), GWC-51, GWC-52, and GWC-53

Two-Step Analysis

Following the two-step analysis procedure as mentioned above, interwell prediction limits were then constructed using pooled upgradient well data through March 2024 to evaluate the apparent initial intrawell prediction limit exceedances listed above at downgradient wells (Figure H). An exceedance was identified for the following well/constituent pair:

- Chloride: GWC-53

It was noted that upgradient well GWA-45, which is included in the interwell background and represents groundwater quality upgradient of the site, has higher concentrations than neighboring upgradient wells for several of the Appendix III constituents. Therefore, the interwell comparisons for downgradient wells with reported lower concentration levels need to be interpreted cautiously and are further evaluated through trend analysis as described below.

Trend Tests

Data from downgradient well/constituent pairs found to exceed their respective prediction limit were further evaluated using the Sen's Slope/Mann Kendall trend test at the 99% confidence level along with upgradient wells for the same constituents (Figure I). Upgradient wells are included in the trend analyses for all parameters found to exceed their prediction limit in downgradient wells to identify whether similar patterns exist upgradient of the site. Such patterns are an indication of variability in groundwater unrelated to practices at the site. A summary and complete the trend test results follow this letter. The following statistically significant trends were identified:

Increasing:

- Calcium: GWA-46, GWA-47 (both upgradient), GWC-29, GWC-51, and GWC-52
- Chloride: GWA-21, GWA-45, GWA-46 (all upgradient), GWC-51, and GWC-53
- pH: GWC-29
- Sulfate: GWA-21, GWA-45 (both upgradient), GWC-51, GWC-52, and GWC-53

Decreasing:

- Chloride: GWA-22 (upgradient)

Resample Reports – May 2024

A resample was collected in May 2024 based on the results of the two-step approach for the following well/constituent pair:

- Chloride: GWC-53

An additional resample for pH at downgradient well GWC-53 was also collected. Intrawell prediction limits were constructed using background data through August 2022 to

compare the May 2024 resamples for chloride and pH at well GWC-53 (Figure J). No exceedances were identified.

Summary

Observations from the February/March 2024 sample event and a resamples from May 2024 at Scherer PAC were compared to established intrawell prediction limits for all Appendix I and III constituents. For parameters using intrawell prediction limits, the two-step approach followed by trend testing was used to evaluate apparent exceedances.

Based on the results of the two-step approach for both the February/March 2024 observations and May 2024 resamples, no exceedances were identified.

Thank you for the opportunity to assist you in the statistical analysis of groundwater quality for Plant Scherer PAC Landfill. If you have any questions or comments, please feel free to contact us.

For Groundwater Stats Consulting,

Andrew T. Collins
Project Manager

Kristina L. Rayner
Senior Statistician

100% Non-Detects: Appendix I

Analysis Run 3/28/2024 11:44 AM View: Appendix I - Intrawell
Plant Scherer Client: Southern Company Data: Scherer PAC-CCR

Antimony, Total (mg/L)
GWA-22, GWA-45, GWA-49, GWC-29, GWC-50, GWC-52, GWC-53

Arsenic, Total (mg/L)
GWA-21, GWA-22, GWA-46, GWA-47, GWC-51

Beryllium, Total (mg/L)
GWA-21, GWA-45, GWA-46, GWA-47, GWA-48, GWA-49, GWC-29, GWC-50, GWC-52, GWC-53

Cadmium, Total (mg/L)
GWA-21, GWA-22, GWA-45, GWA-46, GWA-48, GWA-49, GWC-29, GWC-51, GWC-52, GWC-53

Cobalt, Total (mg/L)
GWC-52

Copper, Total (mg/L)
GWA-46, GWC-29, GWC-52, GWC-53

Mercury, Total (mg/L)
GWC-51, GWC-53

Nickel, Total (mg/L)
GWC-52

Selenium, Total (mg/L)
GWA-21, GWA-46, GWC-51

Silver, Total (mg/L)
GWA-21, GWA-22, GWA-45, GWA-46, GWA-47, GWA-48, GWA-49, GWC-29, GWC-50, GWC-51, GWC-52, GWC-53

Thallium, Total (mg/L)
GWA-46, GWA-47, GWA-49, GWC-29, GWC-52, GWC-53

Sanitas™ v.10.0.16b Software licensed to . UG

Date Ranges

Date: 4/1/2024 10:58 AM

Plant Scherer Client: Southern Company Data: Scherer PAC-CCR

Barium, Total (mg/L)
GWC-53 background:3/26/2018-8/31/2022
Boron (mg/L)
GWA-45 background:3/22/2018-8/31/2022
Chromium, Total (mg/L)
GWC-52 background:12/21/2010-10/4/2018
Lead, Total (mg/L)
background:4/6/2016-8/31/2022
Sulfate (mg/L)
GWC-52 background:4/11/2016-10/4/2018

Appendix I Intrawell Prediction Limits - Significant Results

Plant Scherer Client: Southern Company Data: Scherer PAC-CCR Printed 3/28/2024, 11:52 AM

Constituent	Well	Upper Lim.	Lower Lim.	Date	Observ.	Sig.	Bg N	Bg Mean	Std. Dev.	%NDs	ND Adj.	Transform	Alpha	Method
Barium, Total (mg/L)	**GWC-29**	**0.02203**	**n/a**	**3/4/2024**	**0.025**	**Yes**	**32**	**0.1287**	**0.009196**	**0**	**None**	**sqrt(x)**	**0.0007022**	**Param Intra 1 of 2**
Barium, Total (mg/L)	**GWC-52**	**0.02119**	**n/a**	**3/4/2024**	**0.025**	**Yes**	**32**	**0.01286**	**0.003883**	**0**	**None**	**No**	**0.0007022**	**Param Intra 1 of 2**
Chromium, Total (mg/L)	**GWC-52**	**0.01539**	**n/a**	**3/4/2024**	**0.033**	**Yes**	**24**	**0.00975**	**0.002526**	**4.167**	**None**	**No**	**0.0007022**	**Param Intra 1 of 2**
Copper, Total (mg/L)	**GWA-45**	**0.0034**	**n/a**	**3/4/2024**	**0.0068**	**Yes**	**27**	**n/a**	**n/a**	**77.78**	**n/a**	**n/a**	**0.002502**	**NP Intra (NDs) 1 of 2**
Lead, Total (mg/L)	**GWA-22**	**0.001**	**n/a**	**3/4/2024**	**0.002**	**Yes**	**19**	**n/a**	**n/a**	**89.47**	**n/a**	**n/a**	**0.004832**	**NP Intra (NDs) 1 of 2**
Nickel, Total (mg/L)	**GWA-45**	**0.001**	**n/a**	**3/4/2024**	**0.0011**	**Yes**	**27**	**n/a**	**n/a**	**77.78**	**n/a**	**n/a**	**0.002502**	**NP Intra (NDs) 1 of 2**

Appendix I Intrawell Prediction Limits - All Results

Plant Scherer Client: Southern Company Data: Scherer PAC-CCR Printed 3/28/2024, 11:52 AM

Constituent	Well	Upper Lim.	Lower Lim.	Date	Observ.	Sig.	Bg N	Bg Mean	Std. Dev.	%NDs	ND Adj.	Transform	Alpha	Method
Antimony, Total (mg/L)	GWA-21	0.002	n/a	2/29/2024	0.002ND	No	32	n/a	n/a	96.88	n/a	n/a	0.001803	NP Intra (NDs) 1 of 2
Antimony, Total (mg/L)	GWA-46	0.002	n/a	3/4/2024	0.002ND	No	32	n/a	n/a	96.88	n/a	n/a	0.001803	NP Intra (NDs) 1 of 2
Antimony, Total (mg/L)	GWA-47	0.002	n/a	3/4/2024	0.002ND	No	32	n/a	n/a	96.88	n/a	n/a	0.001803	NP Intra (NDs) 1 of 2
Antimony, Total (mg/L)	GWA-48	0.002	n/a	3/4/2024	0.002ND	No	32	n/a	n/a	96.88	n/a	n/a	0.001803	NP Intra (NDs) 1 of 2
Antimony, Total (mg/L)	GWC-51	0.002	n/a	3/4/2024	0.002ND	No	32	n/a	n/a	96.88	n/a	n/a	0.001803	NP Intra (NDs) 1 of 2
Arsenic, Total (mg/L)	GWA-45	0.0015	n/a	3/4/2024	0.001ND	No	32	n/a	n/a	96.88	n/a	n/a	0.001803	NP Intra (NDs) 1 of 2
Arsenic, Total (mg/L)	GWA-48	0.001	n/a	3/4/2024	0.001ND	No	32	n/a	n/a	96.88	n/a	n/a	0.001803	NP Intra (NDs) 1 of 2
Arsenic, Total (mg/L)	GWA-49	0.001	n/a	3/4/2024	0.001ND	No	32	n/a	n/a	96.88	n/a	n/a	0.001803	NP Intra (NDs) 1 of 2
Arsenic, Total (mg/L)	GWC-29	0.0013	n/a	3/4/2024	0.001ND	No	32	n/a	n/a	96.88	n/a	n/a	0.001803	NP Intra (NDs) 1 of 2
Arsenic, Total (mg/L)	GWC-50	0.001	n/a	3/4/2024	0.001ND	No	32	n/a	n/a	96.88	n/a	n/a	0.001803	NP Intra (NDs) 1 of 2
Arsenic, Total (mg/L)	GWC-52	0.001	n/a	3/4/2024	0.001ND	No	32	n/a	n/a	100	n/a	n/a	0.001803	NP Intra (NDs) 1 of 2
Arsenic, Total (mg/L)	GWC-53	0.0011	n/a	3/4/2024	0.001ND	No	31	n/a	n/a	96.77	n/a	n/a	0.001905	NP Intra (NDs) 1 of 2
Barium, Total (mg/L)	GWA-21	0.02915	n/a	2/29/2024	0.021	No	31	0.02277	0.002962	0	None	No	0.0007022	Param Intra 1 of 2
Barium, Total (mg/L)	GWA-22	0.03067	n/a	3/4/2024	0.022	No	32	0.1561	0.008861	0	None	sqrt(x)	0.0007022	Param Intra 1 of 2
Barium, Total (mg/L)	GWA-45	0.07808	n/a	3/4/2024	0.057	No	28	0.03791	0.01841	0	None	No	0.0007022	Param Intra 1 of 2
Barium, Total (mg/L)	GWA-46	0.02387	n/a	3/4/2024	0.022	No	31	0.01989	0.001845	0	None	No	0.0007022	Param Intra 1 of 2
Barium, Total (mg/L)	GWA-47	0.0458	n/a	3/4/2024	0.032	No	31	-3.544	0.2137	0	None	ln(x)	0.0007022	Param Intra 1 of 2
Barium, Total (mg/L)	GWA-48	0.031	n/a	3/4/2024	0.015	No	30	n/a	n/a	0	n/a	n/a	0.002008	NP Intra (normality) 1 of 2
Barium, Total (mg/L)	GWA-49	0.02311	n/a	3/4/2024	0.019	No	32	0.01963	0.001622	0	None	No	0.0007022	Param Intra 1 of 2
Barium, Total (mg/L)	**GWC-29**	**0.02203**	**n/a**	**3/4/2024**	**0.025**	**Yes**	**32**	**0.1287**	**0.009196**	**0**	**None**	**sqrt(x)**	**0.0007022**	**Param Intra 1 of 2**
Barium, Total (mg/L)	GWC-50	0.029	n/a	3/4/2024	0.014	No	32	n/a	n/a	0	n/a	n/a	0.001803	NP Intra (normality) 1 of 2
Barium, Total (mg/L)	GWC-51	0.019	n/a	3/4/2024	0.011	No	32	n/a	n/a	3.125	n/a	n/a	0.001803	NP Intra (normality) 1 of 2
Barium, Total (mg/L)	**GWC-52**	**0.02119**	**n/a**	**3/4/2024**	**0.025**	**Yes**	**32**	**0.01286**	**0.003883**	**0**	**None**	**No**	**0.0007022**	**Param Intra 1 of 2**
Barium, Total (mg/L)	GWC-53	0.05436	n/a	3/4/2024	0.036	No	10	0.0428	0.004077	0	None	No	0.0007022	Param Intra 1 of 2
Beryllium, Total (mg/L)	GWA-22	0.0025	n/a	3/4/2024	0.0025ND	No	32	n/a	n/a	96.88	n/a	n/a	0.001803	NP Intra (NDs) 1 of 2
Beryllium, Total (mg/L)	GWC-51	0.0025	n/a	3/4/2024	0.0025ND	No	32	n/a	n/a	96.88	n/a	n/a	0.001803	NP Intra (NDs) 1 of 2
Cadmium, Total (mg/L)	GWA-47	0.0025	n/a	3/4/2024	0.0025ND	No	32	n/a	n/a	96.88	n/a	n/a	0.001803	NP Intra (NDs) 1 of 2
Cadmium, Total (mg/L)	GWC-50	0.0025	n/a	3/4/2024	0.0025ND	No	32	n/a	n/a	96.88	n/a	n/a	0.001803	NP Intra (NDs) 1 of 2
Chromium, Total (mg/L)	GWA-21	0.008498	n/a	2/29/2024	0.0021	No	32	0.05731	0.01625	12.5	None	sqrt(x)	0.0007022	Param Intra 1 of 2
Chromium, Total (mg/L)	GWA-22	0.01239	n/a	3/4/2024	0.011	No	32	0.007084	0.002472	6.25	None	No	0.0007022	Param Intra 1 of 2
Chromium, Total (mg/L)	GWA-45	0.002	n/a	3/4/2024	0.0016J	No	30	n/a	n/a	100	n/a	n/a	0.002008	NP Intra (NDs) 1 of 2
Chromium, Total (mg/L)	GWA-46	0.0088	n/a	3/4/2024	0.0048	No	32	n/a	n/a	3.125	n/a	n/a	0.001803	NP Intra (normality) 1 of 2
Chromium, Total (mg/L)	GWA-47	0.045	n/a	3/4/2024	0.01	No	32	n/a	n/a	6.25	n/a	n/a	0.001803	NP Intra (normality) 1 of 2
Chromium, Total (mg/L)	GWA-48	0.028	n/a	3/4/2024	0.0063	No	32	n/a	n/a	6.25	n/a	n/a	0.001803	NP Intra (normality) 1 of 2
Chromium, Total (mg/L)	GWA-49	0.009493	n/a	3/4/2024	0.006	No	32	0.0791	0.008539	3.125	None	sqrt(x)	0.0007022	Param Intra 1 of 2
Chromium, Total (mg/L)	GWC-29	0.0039	n/a	3/4/2024	0.0012J	No	32	n/a	n/a	50	n/a	n/a	0.001803	NP Intra (normality) 1 of 2
Chromium, Total (mg/L)	GWC-50	0.0089	n/a	3/4/2024	0.0042	No	32	n/a	n/a	6.25	n/a	n/a	0.001803	NP Intra (normality) 1 of 2
Chromium, Total (mg/L)	GWC-51	0.007106	n/a	3/4/2024	0.0064	No	32	0.06127	0.01073	9.375	None	sqrt(x)	0.0007022	Param Intra 1 of 2
Chromium, Total (mg/L)	**GWC-52**	**0.01539**	**n/a**	**3/4/2024**	**0.033**	**Yes**	**24**	**0.00975**	**0.002526**	**4.167**	**None**	**No**	**0.0007022**	**Param Intra 1 of 2**
Chromium, Total (mg/L)	GWC-53	0.0041	n/a	3/4/2024	0.0013J	No	32	n/a	n/a	40.63	n/a	n/a	0.001803	NP Intra (normality) 1 of 2
Cobalt, Total (mg/L)	GWA-21	0.0025	n/a	2/29/2024	0.0025ND	No	32	n/a	n/a	62.5	n/a	n/a	0.001803	NP Intra (NDs) 1 of 2
Cobalt, Total (mg/L)	GWA-22	0.0025	n/a	3/4/2024	0.0025ND	No	31	n/a	n/a	70.97	n/a	n/a	0.001905	NP Intra (NDs) 1 of 2
Cobalt, Total (mg/L)	GWA-45	0.009925	n/a	3/4/2024	0.0004J	No	32	0.1351	0.03718	21.88	Kaplan-Meier	x^(1/3)	0.0007022	Param Intra 1 of 2
Cobalt, Total (mg/L)	GWA-46	0.0025	n/a	3/4/2024	0.0025ND	No	32	n/a	n/a	90.63	n/a	n/a	0.001803	NP Intra (NDs) 1 of 2
Cobalt, Total (mg/L)	GWA-47	0.0025	n/a	3/4/2024	0.0025ND	No	30	n/a	n/a	86.67	n/a	n/a	0.002008	NP Intra (NDs) 1 of 2
Cobalt, Total (mg/L)	GWA-48	0.0025	n/a	3/4/2024	0.0025ND	No	31	n/a	n/a	90.32	n/a	n/a	0.001905	NP Intra (NDs) 1 of 2
Cobalt, Total (mg/L)	GWA-49	0.0025	n/a	3/4/2024	0.0025ND	No	32	n/a	n/a	84.38	n/a	n/a	0.001803	NP Intra (NDs) 1 of 2
Cobalt, Total (mg/L)	GWC-29	0.0025	n/a	3/4/2024	0.0025ND	No	32	n/a	n/a	96.88	n/a	n/a	0.001803	NP Intra (NDs) 1 of 2
Cobalt, Total (mg/L)	GWC-50	0.0025	n/a	3/4/2024	0.0025ND	No	32	n/a	n/a	96.88	n/a	n/a	0.001803	NP Intra (NDs) 1 of 2
Cobalt, Total (mg/L)	GWC-51	0.0025	n/a	3/4/2024	0.0025ND	No	32	n/a	n/a	90.63	n/a	n/a	0.001803	NP Intra (NDs) 1 of 2
Cobalt, Total (mg/L)	GWC-53	0.0171	n/a	3/4/2024	0.0067	No	32	0.008566	0.003976	6.25	None	No	0.0007022	Param Intra 1 of 2
Copper, Total (mg/L)	GWA-21	0.0023	n/a	2/29/2024	0.002ND	No	26	n/a	n/a	92.31	n/a	n/a	0.002667	NP Intra (NDs) 1 of 2
Copper, Total (mg/L)	GWA-22	0.003	n/a	3/4/2024	0.0025	No	26	n/a	n/a	92.31	n/a	n/a	0.002667	NP Intra (NDs) 1 of 2
Copper, Total (mg/L)	**GWA-45**	**0.0034**	**n/a**	**3/4/2024**	**0.0068**	**Yes**	**27**	**n/a**	**n/a**	**77.78**	**n/a**	**n/a**	**0.002502**	**NP Intra (NDs) 1 of 2**
Copper, Total (mg/L)	GWA-47	0.022	n/a	3/4/2024	0.002ND	No	26	n/a	n/a	42.31	n/a	n/a	0.002667	NP Intra (normality) 1 of 2
Copper, Total (mg/L)	GWA-48	0.0084	n/a	3/4/2024	0.002ND	No	26	n/a	n/a	61.54	n/a	n/a	0.002667	NP Intra (NDs) 1 of 2
Copper, Total (mg/L)	GWA-49	0.0031	n/a	3/4/2024	0.002ND	No	27	n/a	n/a	92.59	n/a	n/a	0.002502	NP Intra (NDs) 1 of 2
Copper, Total (mg/L)	GWC-50	0.0046	n/a	3/4/2024	0.002ND	No	26	n/a	n/a	92.31	n/a	n/a	0.002667	NP Intra (NDs) 1 of 2
Copper, Total (mg/L)	GWC-51	0.0025	n/a	3/4/2024	0.002ND	No	27	n/a	n/a	92.59	n/a	n/a	0.002502	NP Intra (NDs) 1 of 2
Lead, Total (mg/L)	GWA-21	0.0022	n/a	2/29/2024	0.00023J	No	19	n/a	n/a	94.74	n/a	n/a	0.004832	NP Intra (NDs) 1 of 2
Lead, Total (mg/L)	**GWA-22**	**0.001**	**n/a**	**3/4/2024**	**0.002**	**Yes**	**19**	**n/a**	**n/a**	**89.47**	**n/a**	**n/a**	**0.004832**	**NP Intra (NDs) 1 of 2**
Lead, Total (mg/L)	GWA-45	0.0016	n/a	3/4/2024	0.001ND	No	19	n/a	n/a	89.47	n/a	n/a	0.004832	NP Intra (NDs) 1 of 2
Lead, Total (mg/L)	GWA-46	0.001	n/a	3/4/2024	0.001ND	No	19	n/a	n/a	100	n/a	n/a	0.004832	NP Intra (NDs) 1 of 2
Lead, Total (mg/L)	GWA-47	0.001	n/a	3/4/2024	0.001ND	No	19	n/a	n/a	94.74	n/a	n/a	0.004832	NP Intra (NDs) 1 of 2
Lead, Total (mg/L)	GWA-48	0.001	n/a	3/4/2024	0.001ND	No	19	n/a	n/a	94.74	n/a	n/a	0.004832	NP Intra (NDs) 1 of 2
Lead, Total (mg/L)	GWA-49	0.001	n/a	3/4/2024	0.00043J	No	19	n/a	n/a	100	n/a	n/a	0.004832	NP Intra (NDs) 1 of 2

Appendix I Intrawell Prediction Limits - All Results

Plant Scherer Client: Southern Company Data: Scherer PAC-CCR Printed 3/28/2024, 11:52 AM

Constituent	Well	Upper Lim.	Lower Lim.	Date	Observ.	Sig.	Bg N	Bg Mean	Std. Dev.	%NDs	ND Adj.	Transform	Alpha	Method
Lead, Total (mg/L)	GWC-29	0.001	n/a	3/4/2024	0.001ND	No	19	n/a	n/a	100	n/a	n/a	0.004832	NP Intra (NDs) 1 of 2
Lead, Total (mg/L)	GWC-50	0.001	n/a	3/4/2024	0.001ND	No	19	n/a	n/a	89.47	n/a	n/a	0.004832	NP Intra (NDs) 1 of 2
Lead, Total (mg/L)	GWC-51	0.0015	n/a	3/4/2024	0.001ND	No	19	n/a	n/a	84.21	n/a	n/a	0.004832	NP Intra (NDs) 1 of 2
Lead, Total (mg/L)	GWC-52	0.001	n/a	3/4/2024	0.001ND	No	18	n/a	n/a	100	n/a	n/a	0.005373	NP Intra (NDs) 1 of 2
Lead, Total (mg/L)	GWC-53	0.001	n/a	3/4/2024	0.001ND	No	19	n/a	n/a	94.74	n/a	n/a	0.004832	NP Intra (NDs) 1 of 2
Mercury, Total (mg/L)	GWA-21	0.0002	n/a	2/29/2024	0.0002ND	No	32	n/a	n/a	96.88	n/a	n/a	0.001803	NP Intra (NDs) 1 of 2
Mercury, Total (mg/L)	GWA-22	0.0002	n/a	3/4/2024	0.0002ND	No	32	n/a	n/a	96.88	n/a	n/a	0.001803	NP Intra (NDs) 1 of 2
Mercury, Total (mg/L)	GWA-45	0.0002	n/a	3/4/2024	0.0002ND	No	32	n/a	n/a	96.88	n/a	n/a	0.001803	NP Intra (NDs) 1 of 2
Mercury, Total (mg/L)	GWA-46	0.0002	n/a	3/4/2024	0.0002ND	No	32	n/a	n/a	93.75	n/a	n/a	0.001803	NP Intra (NDs) 1 of 2
Mercury, Total (mg/L)	GWA-47	0.0002	n/a	3/4/2024	0.0002ND	No	32	n/a	n/a	93.75	n/a	n/a	0.001803	NP Intra (NDs) 1 of 2
Mercury, Total (mg/L)	GWA-48	0.0002	n/a	3/4/2024	0.0002ND	No	32	n/a	n/a	93.75	n/a	n/a	0.001803	NP Intra (NDs) 1 of 2
Mercury, Total (mg/L)	GWA-49	0.0002	n/a	3/4/2024	0.0002ND	No	32	n/a	n/a	96.88	n/a	n/a	0.001803	NP Intra (NDs) 1 of 2
Mercury, Total (mg/L)	GWC-29	0.0002	n/a	3/4/2024	0.0002ND	No	32	n/a	n/a	96.88	n/a	n/a	0.001803	NP Intra (NDs) 1 of 2
Mercury, Total (mg/L)	GWC-50	0.0002	n/a	3/4/2024	0.0002ND	No	32	n/a	n/a	96.88	n/a	n/a	0.001803	NP Intra (NDs) 1 of 2
Mercury, Total (mg/L)	GWC-52	0.0002	n/a	3/4/2024	0.0002ND	No	32	n/a	n/a	96.88	n/a	n/a	0.001803	NP Intra (NDs) 1 of 2
Nickel, Total (mg/L)	GWA-21	0.0012	n/a	2/29/2024	0.00097J	No	26	n/a	n/a	76.92	n/a	n/a	0.002667	NP Intra (NDs) 1 of 2
Nickel, Total (mg/L)	GWA-22	0.0014	n/a	3/4/2024	0.00055J	No	26	n/a	n/a	84.62	n/a	n/a	0.002667	NP Intra (NDs) 1 of 2
Nickel, Total (mg/L)	**GWA-45**	**0.001**	**n/a**	**3/4/2024**	**0.0011**	**Yes**	**27**	**n/a**	**n/a**	**77.78**	**n/a**	**n/a**	**0.002502**	**NP Intra (NDs) 1 of 2**
Nickel, Total (mg/L)	GWA-46	0.001	n/a	3/4/2024	0.001ND	No	26	n/a	n/a	92.31	n/a	n/a	0.002667	NP Intra (NDs) 1 of 2
Nickel, Total (mg/L)	GWA-47	0.022	n/a	3/4/2024	0.001ND	No	27	n/a	n/a	70.37	n/a	n/a	0.002502	NP Intra (NDs) 1 of 2
Nickel, Total (mg/L)	GWA-48	0.016	n/a	3/4/2024	0.001ND	No	27	n/a	n/a	59.26	n/a	n/a	0.002502	NP Intra (NDs) 1 of 2
Nickel, Total (mg/L)	GWA-49	0.0019	n/a	3/4/2024	0.001ND	No	27	n/a	n/a	81.48	n/a	n/a	0.002502	NP Intra (NDs) 1 of 2
Nickel, Total (mg/L)	GWC-29	0.0047	n/a	3/4/2024	0.0028	No	27	n/a	n/a	48.15	n/a	n/a	0.002502	NP Intra (normality) 1 of 2
Nickel, Total (mg/L)	GWC-50	0.0036	n/a	3/4/2024	0.0029	No	27	n/a	n/a	74.07	n/a	n/a	0.002502	NP Intra (NDs) 1 of 2
Nickel, Total (mg/L)	GWC-51	0.0034	n/a	3/4/2024	0.0024	No	27	n/a	n/a	59.26	n/a	n/a	0.002502	NP Intra (NDs) 1 of 2
Nickel, Total (mg/L)	GWC-53	0.008125	n/a	3/4/2024	0.0077	No	27	3.0e-7	1.1e-7	7.407	None	x^3	0.0007022	Param Intra 1 of 2
Selenium, Total (mg/L)	GWA-22	0.005	n/a	3/4/2024	0.005ND	No	32	n/a	n/a	90.63	n/a	n/a	0.001803	NP Intra (NDs) 1 of 2
Selenium, Total (mg/L)	GWA-45	0.005	n/a	3/4/2024	0.005ND	No	30	n/a	n/a	90	n/a	n/a	0.002008	NP Intra (NDs) 1 of 2
Selenium, Total (mg/L)	GWA-47	0.005	n/a	3/4/2024	0.005ND	No	31	n/a	n/a	96.77	n/a	n/a	0.001905	NP Intra (NDs) 1 of 2
Selenium, Total (mg/L)	GWA-48	0.005	n/a	3/4/2024	0.005ND	No	31	n/a	n/a	93.55	n/a	n/a	0.001905	NP Intra (NDs) 1 of 2
Selenium, Total (mg/L)	GWA-49	0.005	n/a	3/4/2024	0.005ND	No	32	n/a	n/a	93.75	n/a	n/a	0.001803	NP Intra (NDs) 1 of 2
Selenium, Total (mg/L)	GWC-29	0.005	n/a	3/4/2024	0.005ND	No	32	n/a	n/a	93.75	n/a	n/a	0.001803	NP Intra (NDs) 1 of 2
Selenium, Total (mg/L)	GWC-50	0.005	n/a	3/4/2024	0.005ND	No	32	n/a	n/a	93.75	n/a	n/a	0.001803	NP Intra (NDs) 1 of 2
Selenium, Total (mg/L)	GWC-52	0.005	n/a	3/4/2024	0.005ND	No	31	n/a	n/a	83.87	n/a	n/a	0.001905	NP Intra (NDs) 1 of 2
Selenium, Total (mg/L)	GWC-53	0.005	n/a	3/4/2024	0.005ND	No	32	n/a	n/a	90.63	n/a	n/a	0.001803	NP Intra (NDs) 1 of 2
Thallium, Total (mg/L)	GWA-21	0.001	n/a	2/29/2024	0.001ND	No	32	n/a	n/a	90.63	n/a	n/a	0.001803	NP Intra (NDs) 1 of 2
Thallium, Total (mg/L)	GWA-22	0.001	n/a	3/4/2024	0.001ND	No	32	n/a	n/a	93.75	n/a	n/a	0.001803	NP Intra (NDs) 1 of 2
Thallium, Total (mg/L)	GWA-45	0.001	n/a	3/4/2024	0.001ND	No	32	n/a	n/a	90.63	n/a	n/a	0.001803	NP Intra (NDs) 1 of 2
Thallium, Total (mg/L)	GWA-48	0.001	n/a	3/4/2024	0.001ND	No	32	n/a	n/a	93.75	n/a	n/a	0.001803	NP Intra (NDs) 1 of 2
Thallium, Total (mg/L)	GWC-50	0.001	n/a	3/4/2024	0.001ND	No	32	n/a	n/a	96.88	n/a	n/a	0.001803	NP Intra (NDs) 1 of 2
Thallium, Total (mg/L)	GWC-51	0.001	n/a	3/4/2024	0.001ND	No	32	n/a	n/a	96.88	n/a	n/a	0.001803	NP Intra (NDs) 1 of 2
Vanadium, Total (mg/L)	GWA-21	0.004	n/a	2/29/2024	0.0025	No	26	n/a	n/a	50	n/a	n/a	0.002667	NP Intra (normality) 1 of 2
Vanadium, Total (mg/L)	GWA-22	0.0083	n/a	3/4/2024	0.0081	No	26	n/a	n/a	46.15	n/a	n/a	0.002667	NP Intra (normality) 1 of 2
Vanadium, Total (mg/L)	GWA-45	0.0036	n/a	3/4/2024	0.0024	No	26	n/a	n/a	57.69	n/a	n/a	0.002667	NP Intra (NDs) 1 of 2
Vanadium, Total (mg/L)	GWA-46	0.006101	n/a	3/4/2024	0.0028	No	26	0.05716	0.009504	15.38	Kaplan-Meier	sqrt(x)	0.0007022	Param Intra 1 of 2
Vanadium, Total (mg/L)	GWA-47	0.01987	n/a	3/4/2024	0.0078	No	26	0.009388	0.004755	7.692	None	No	0.0007022	Param Intra 1 of 2
Vanadium, Total (mg/L)	GWA-48	0.02235	n/a	3/4/2024	0.018	No	26	0.0002699	0.0001043	3.846	None	x^2	0.0007022	Param Intra 1 of 2
Vanadium, Total (mg/L)	GWA-49	0.02266	n/a	3/4/2024	0.018	No	27	0.01882	0.001752	0	None	No	0.0007022	Param Intra 1 of 2
Vanadium, Total (mg/L)	GWC-29	0.007301	n/a	3/4/2024	0.0045	No	27	0.004641	0.001213	7.407	None	No	0.0007022	Param Intra 1 of 2
Vanadium, Total (mg/L)	GWC-50	0.0093	n/a	3/4/2024	0.0025	No	27	n/a	n/a	33.33	n/a	n/a	0.002502	NP Intra (normality) 1 of 2
Vanadium, Total (mg/L)	GWC-51	0.007518	n/a	3/4/2024	0.0041	No	27	0.004618	0.001323	18.52	Kaplan-Meier	No	0.0007022	Param Intra 1 of 2
Vanadium, Total (mg/L)	GWC-52	0.01363	n/a	3/4/2024	0.0098	No	27	0.00000132	5.5e-7	7.407	None	x^3	0.0007022	Param Intra 1 of 2
Vanadium, Total (mg/L)	GWC-53	0.0065	n/a	3/4/2024	0.00066J	No	26	n/a	n/a	73.08	n/a	n/a	0.002667	NP Intra (NDs) 1 of 2
Zinc, Total (mg/L)	GWA-21	0.005	n/a	2/29/2024	0.005ND	No	27	n/a	n/a	92.59	n/a	n/a	0.002502	NP Intra (NDs) 1 of 2
Zinc, Total (mg/L)	GWA-22	0.0085	n/a	3/4/2024	0.0059	No	25	n/a	n/a	92	n/a	n/a	0.002832	NP Intra (NDs) 1 of 2
Zinc, Total (mg/L)	GWA-45	0.0098	n/a	3/4/2024	0.0035J	No	27	n/a	n/a	70.37	n/a	n/a	0.002502	NP Intra (NDs) 1 of 2
Zinc, Total (mg/L)	GWA-46	0.0096	n/a	3/4/2024	0.005ND	No	26	n/a	n/a	73.08	n/a	n/a	0.002667	NP Intra (NDs) 1 of 2
Zinc, Total (mg/L)	GWA-47	0.0087	n/a	3/4/2024	0.005ND	No	25	n/a	n/a	92	n/a	n/a	0.002832	NP Intra (NDs) 1 of 2
Zinc, Total (mg/L)	GWA-48	0.005	n/a	3/4/2024	0.005ND	No	27	n/a	n/a	88.89	n/a	n/a	0.002502	NP Intra (NDs) 1 of 2
Zinc, Total (mg/L)	GWA-49	0.005	n/a	3/4/2024	0.005ND	No	27	n/a	n/a	92.59	n/a	n/a	0.002502	NP Intra (NDs) 1 of 2
Zinc, Total (mg/L)	GWC-29	0.0058	n/a	3/4/2024	0.005ND	No	27	n/a	n/a	96.3	n/a	n/a	0.002502	NP Intra (NDs) 1 of 2
Zinc, Total (mg/L)	GWC-50	0.0076	n/a	3/4/2024	0.005ND	No	27	n/a	n/a	85.19	n/a	n/a	0.002502	NP Intra (NDs) 1 of 2
Zinc, Total (mg/L)	GWC-51	0.005	n/a	3/4/2024	0.005ND	No	27	n/a	n/a	92.59	n/a	n/a	0.002502	NP Intra (NDs) 1 of 2
Zinc, Total (mg/L)	GWC-52	0.0073	n/a	3/4/2024	0.005ND	No	27	n/a	n/a	92.59	n/a	n/a	0.002502	NP Intra (NDs) 1 of 2
Zinc, Total (mg/L)	GWC-53	0.01998	n/a	3/4/2024	0.013	No	26	0.01409	0.002672	0	None	No	0.0007022	Param Intra 1 of 2

Appendix I Interwell Prediction Limits - Two-Step - All Results (No Significant)

Plant Scherer Data: Scherer PAC-CCR Printed 3/28/2024, 8:08 PM

Constituent	Well	Upper Lim.	Lower Lim.	Date	Observ.	Sig.	Bg N	Bg Mean	Std. Dev.	%NDs	ND Adj.	Transform	Alpha	Method
Barium, Total (mg/L)	GWC-29	0.091	n/a	3/4/2024	0.025	No	236	n/a	n/a	0	n/a	n/a	0.0000492	NP Inter (normality) 1 of 2
Barium, Total (mg/L)	GWC-52	0.091	n/a	3/4/2024	0.025	No	236	n/a	n/a	0	n/a	n/a	0.0000492	NP Inter (normality) 1 of 2
Chromium, Total (mg/L)	GWC-52	0.045	n/a	3/4/2024	0.033	No	243	n/a	n/a	17.7	n/a	n/a	0.0000492	NP Inter (normality) 1 of 2

Appendix I Trend Tests Summary - Significant Results

Plant Scherer Data: Scherer PAC-CCR Printed 3/28/2024, 8:10 PM

Constituent	Well	Slope	Calc.	Critical	Sig.	N	%NDs	Normality	Alpha	Method
Barium, Total (mg/L)	**GWA-22 (bg)**	**-0.0003928**	**-232**	**-184**	**Yes**	**35**	**0**	**n/a**	**0.01**	**NP**
Barium, Total (mg/L)	**GWA-45 (bg)**	**0.003807**	**333**	**152**	**Yes**	**31**	**0**	**n/a**	**0.01**	**NP**
Barium, Total (mg/L)	**GWA-46 (bg)**	**0.000342**	**299**	**176**	**Yes**	**34**	**0**	**n/a**	**0.01**	**NP**
Barium, Total (mg/L)	**GWC-29**	**0.0005052**	**360**	**184**	**Yes**	**35**	**0**	**n/a**	**0.01**	**NP**
Barium, Total (mg/L)	**GWC-52**	**0.001046**	**485**	**184**	**Yes**	**35**	**0**	**n/a**	**0.01**	**NP**
Chromium, Total (mg/L)	**GWA-21 (bg)**	**-0.0003133**	**-297**	**-184**	**Yes**	**35**	**11.43**	**n/a**	**0.01**	**NP**
Chromium, Total (mg/L)	**GWA-22 (bg)**	**0.0005121**	**377**	**184**	**Yes**	**35**	**5.714**	**n/a**	**0.01**	**NP**
Chromium, Total (mg/L)	**GWC-52**	**0.002259**	**396**	**184**	**Yes**	**35**	**2.857**	**n/a**	**0.01**	**NP**

Appendix I Trend Tests Summary - All Results

Plant Scherer Data: Scherer PAC-CCR Printed 3/28/2024, 8:10 PM

Constituent	Well	Slope	Calc.	Critical	Sig.	N	%NDs	Normality	Alpha	Method
Barium, Total (mg/L)	GWA-21 (bg)	0.0002252	103	176	No	34	0	n/a	0.01	NP
Barium, Total (mg/L)	**GWA-22 (bg)**	**-0.0003928**	**-232**	**-184**	**Yes**	**35**	**0**	**n/a**	**0.01**	**NP**
Barium, Total (mg/L)	**GWA-45 (bg)**	**0.003807**	**333**	**152**	**Yes**	**31**	**0**	**n/a**	**0.01**	**NP**
Barium, Total (mg/L)	**GWA-46 (bg)**	**0.000342**	**299**	**176**	**Yes**	**34**	**0**	**n/a**	**0.01**	**NP**
Barium, Total (mg/L)	GWA-47 (bg)	-0.0002967	-68	-176	No	34	0	n/a	0.01	NP
Barium, Total (mg/L)	GWA-48 (bg)	0	3	167	No	33	0	n/a	0.01	NP
Barium, Total (mg/L)	GWA-49 (bg)	0	34	184	No	35	0	n/a	0.01	NP
Barium, Total (mg/L)	**GWC-29**	**0.0005052**	**360**	**184**	**Yes**	**35**	**0**	**n/a**	**0.01**	**NP**
Barium, Total (mg/L)	**GWC-52**	**0.001046**	**485**	**184**	**Yes**	**35**	**0**	**n/a**	**0.01**	**NP**
Chromium, Total (mg/L)	**GWA-21 (bg)**	**-0.0003133**	**-297**	**-184**	**Yes**	**35**	**11.43**	**n/a**	**0.01**	**NP**
Chromium, Total (mg/L)	**GWA-22 (bg)**	**0.0005121**	**377**	**184**	**Yes**	**35**	**5.714**	**n/a**	**0.01**	**NP**
Chromium, Total (mg/L)	GWA-45 (bg)	0	-61	-167	No	33	93.94	n/a	0.01	NP
Chromium, Total (mg/L)	GWA-46 (bg)	0.00004906	104	184	No	35	2.857	n/a	0.01	NP
Chromium, Total (mg/L)	GWA-47 (bg)	0.00004195	36	184	No	35	5.714	n/a	0.01	NP
Chromium, Total (mg/L)	GWA-48 (bg)	-0.00005835	-53	-184	No	35	5.714	n/a	0.01	NP
Chromium, Total (mg/L)	GWA-49 (bg)	0.00003566	34	184	No	35	2.857	n/a	0.01	NP
Chromium, Total (mg/L)	**GWC-52**	**0.002259**	**396**	**184**	**Yes**	**35**	**2.857**	**n/a**	**0.01**	**NP**

Appendix III Intrawell Prediction Limits - Significant Results

Plant Scherer Client: Southern Company Data: Scherer PAC-CCR Printed 3/28/2024, 12:20 PM

Constituent	Well	Upper Lim.	Lower Lim.	Date	Observ.	Sig.	Bg N	Bg Mean	Std. Dev.	%NDs	ND Adj.	Transform	Alpha	Method
Calcium (mg/L)	**GWA-22**	**10.02**	**n/a**	**3/4/2024**	**11**	**Yes**	**19**	**7.211**	**1.352**	**0**	**None**	**No**	**0.001504**	**Param Intra 1 of 2**
Calcium (mg/L)	**GWA-47**	**13**	**n/a**	**3/4/2024**	**15**	**Yes**	**19**	**n/a**	**n/a**	**0**	**n/a**	**n/a**	**0.004832**	**NP Intra (normality) 1 of 2**
Calcium (mg/L)	**GWC-29**	**17**	**n/a**	**3/4/2024**	**18**	**Yes**	**19**	**n/a**	**n/a**	**0**	**n/a**	**n/a**	**0.004832**	**NP Intra (normality) 1 of 2**
Calcium (mg/L)	**GWC-51**	**7.914**	**n/a**	**3/4/2024**	**8.1**	**Yes**	**19**	**6.811**	**0.5301**	**0**	**None**	**No**	**0.001504**	**Param Intra 1 of 2**
Calcium (mg/L)	**GWC-52**	**22.55**	**n/a**	**3/4/2024**	**28**	**Yes**	**19**	**15.64**	**3.322**	**0**	**None**	**No**	**0.001504**	**Param Intra 1 of 2**
Chloride (mg/L)	**GWA-45**	**13**	**n/a**	**3/4/2024**	**14**	**Yes**	**19**	**n/a**	**n/a**	**0**	**n/a**	**n/a**	**0.004832**	**NP Intra (normality) 1 of 2**
Chloride (mg/L)	**GWC-51**	**8.175**	**n/a**	**3/4/2024**	**8.4**	**Yes**	**18**	**1.945**	**0.07427**	**0**	**None**	**ln(x)**	**0.001504**	**Param Intra 1 of 2**
Chloride (mg/L)	**GWC-53**	**13**	**n/a**	**3/4/2024**	**15**	**Yes**	**19**	**n/a**	**n/a**	**0**	**n/a**	**n/a**	**0.004832**	**NP Intra (normality) 1 of 2**
pH (S.U.)	**GWA-22**	**6.307**	**5.548**	**3/4/2024**	**6.41**	**Yes**	**22**	**5.928**	**0.187**	**0**	**None**	**No**	**0.000752**	**Param Intra 1 of 2**
pH (S.U.)	**GWA-45**	**6.48**	**5.92**	**3/4/2024**	**6.54**	**Yes**	**23**	**n/a**	**n/a**	**0**	**n/a**	**n/a**	**0.006831**	**NP Intra (normality) 1 of 2**
pH (S.U.)	**GWC-29**	**6.3**	**5.72**	**3/4/2024**	**6.52**	**Yes**	**23**	**n/a**	**n/a**	**0**	**n/a**	**n/a**	**0.006831**	**NP Intra (normality) 1 of 2**
pH (S.U.)	**GWC-52**	**6.787**	**6.53**	**3/4/2024**	**7.01**	**Yes**	**25**	**6.659**	**0.06463**	**0**	**None**	**No**	**0.000752**	**Param Intra 1 of 2**
pH (S.U.)	**GWC-53**	**5.752**	**5.445**	**3/4/2024**	**5.9**	**Yes**	**23**	**5.598**	**0.07608**	**0**	**None**	**No**	**0.000752**	**Param Intra 1 of 2**
Sulfate (mg/L)	**GWA-21**	**2.686**	**n/a**	**2/29/2024**	**2.8**	**Yes**	**19**	**1.398**	**0.6191**	**5.263**	**None**	**No**	**0.001504**	**Param Intra 1 of 2**
Sulfate (mg/L)	**GWC-51**	**2.7**	**n/a**	**3/4/2024**	**2.9**	**Yes**	**19**	**n/a**	**n/a**	**52.63**	**n/a**	**n/a**	**0.004832**	**NP Intra (NDs) 1 of 2**
Sulfate (mg/L)	**GWC-52**	**26.35**	**n/a**	**3/4/2024**	**90**	**Yes**	**11**	**12.57**	**5.74**	**9.091**	**None**	**No**	**0.001504**	**Param Intra 1 of 2**
Sulfate (mg/L)	**GWC-53**	**170**	**n/a**	**3/4/2024**	**180**	**Yes**	**19**	**n/a**	**n/a**	**0**	**n/a**	**n/a**	**0.004832**	**NP Intra (normality) 1 of 2**

Appendix III Intrawell Prediction Limits - All Results

Plant Scherer Client: Southern Company Data: Scherer PAC-CCR Printed 3/28/2024, 12:20 PM

Constituent	Well	Upper Lim.	Lower Lim.	Date	Observ.	Sig.	Bg N	Bg Mean	Std. Dev.	%NDs	ND Adj.	Transform	Alpha	Method
Boron (mg/L)	GWA-21	0.08	n/a	2/29/2024	0.08ND	No	19	n/a	n/a	89.47	n/a	n/a	0.004832	NP Intra (NDs) 1 of 2
Boron (mg/L)	GWA-22	0.08	n/a	3/4/2024	0.033J	No	19	n/a	n/a	100	n/a	n/a	0.004832	NP Intra (NDs) 1 of 2
Boron (mg/L)	GWA-45	1.35	n/a	3/4/2024	0.98	No	10	0.932	0.1688	0	None	No	0.001504	Param Intra 1 of 2
Boron (mg/L)	GWA-46	0.08	n/a	3/4/2024	0.022J	No	19	n/a	n/a	100	n/a	n/a	0.004832	NP Intra (NDs) 1 of 2
Boron (mg/L)	GWA-47	0.08	n/a	3/4/2024	0.08ND	No	19	n/a	n/a	94.74	n/a	n/a	0.004832	NP Intra (NDs) 1 of 2
Boron (mg/L)	GWA-48	0.08	n/a	3/4/2024	0.08ND	No	19	n/a	n/a	94.74	n/a	n/a	0.004832	NP Intra (NDs) 1 of 2
Boron (mg/L)	GWA-49	0.08	n/a	3/4/2024	0.08ND	No	19	n/a	n/a	100	n/a	n/a	0.004832	NP Intra (NDs) 1 of 2
Boron (mg/L)	GWC-29	0.08	n/a	3/4/2024	0.08ND	No	19	n/a	n/a	94.74	n/a	n/a	0.004832	NP Intra (NDs) 1 of 2
Boron (mg/L)	GWC-50	0.08	n/a	3/4/2024	0.08ND	No	19	n/a	n/a	100	n/a	n/a	0.004832	NP Intra (NDs) 1 of 2
Boron (mg/L)	GWC-51	0.08	n/a	3/4/2024	0.036J	No	19	n/a	n/a	100	n/a	n/a	0.004832	NP Intra (NDs) 1 of 2
Boron (mg/L)	GWC-52	0.08	n/a	3/4/2024	0.023J	No	19	n/a	n/a	100	n/a	n/a	0.004832	NP Intra (NDs) 1 of 2
Boron (mg/L)	GWC-53	1.09	n/a	3/4/2024	0.97	No	19	0.946	0.06939	0	None	No	0.001504	Param Intra 1 of 2
Calcium (mg/L)	GWA-21	11.24	n/a	2/29/2024	6.7	No	19	8.656	1.24	0	None	No	0.001504	Param Intra 1 of 2
Calcium (mg/L)	**GWA-22**	**10.02**	**n/a**	**3/4/2024**	**11**	**Yes**	**19**	**7.211**	**1.352**	**0**	**None**	**No**	**0.001504**	**Param Intra 1 of 2**
Calcium (mg/L)	GWA-45	47.22	n/a	3/4/2024	25	No	19	34.49	6.119	0	None	No	0.001504	Param Intra 1 of 2
Calcium (mg/L)	GWA-46	7.062	n/a	3/4/2024	6.8	No	19	5.804	0.6047	0	None	No	0.001504	Param Intra 1 of 2
Calcium (mg/L)	**GWA-47**	**13**	**n/a**	**3/4/2024**	**15**	**Yes**	**19**	**n/a**	**n/a**	**0**	**n/a**	**n/a**	**0.004832**	**NP Intra (normality) 1 of 2**
Calcium (mg/L)	GWA-48	14	n/a	3/4/2024	13	No	19	n/a	n/a	0	n/a	n/a	0.004832	NP Intra (normality) 1 of 2
Calcium (mg/L)	GWA-49	16	n/a	3/4/2024	14	No	19	n/a	n/a	0	n/a	n/a	0.004832	NP Intra (normality) 1 of 2
Calcium (mg/L)	**GWC-29**	**17**	**n/a**	**3/4/2024**	**18**	**Yes**	**19**	**n/a**	**n/a**	**0**	**n/a**	**n/a**	**0.004832**	**NP Intra (normality) 1 of 2**
Calcium (mg/L)	GWC-50	8.1	n/a	3/4/2024	7.9	No	19	7.149	0.4569	0	None	No	0.001504	Param Intra 1 of 2
Calcium (mg/L)	**GWC-51**	**7.914**	**n/a**	**3/4/2024**	**8.1**	**Yes**	**19**	**6.811**	**0.5301**	**0**	**None**	**No**	**0.001504**	**Param Intra 1 of 2**
Calcium (mg/L)	**GWC-52**	**22.55**	**n/a**	**3/4/2024**	**28**	**Yes**	**19**	**15.64**	**3.322**	**0**	**None**	**No**	**0.001504**	**Param Intra 1 of 2**
Calcium (mg/L)	GWC-53	20.32	n/a	3/4/2024	19	No	19	298.6	54.84	0	None	x^2	0.001504	Param Intra 1 of 2
Chloride (mg/L)	GWA-21	4.416	n/a	2/29/2024	3.7	No	19	3.412	0.4825	0	None	No	0.001504	Param Intra 1 of 2
Chloride (mg/L)	GWA-22	4.767	n/a	3/4/2024	1.8	No	19	1.638	0.2622	0	None	sqrt(x)	0.001504	Param Intra 1 of 2
Chloride (mg/L)	**GWA-45**	**13**	**n/a**	**3/4/2024**	**14**	**Yes**	**19**	**n/a**	**n/a**	**0**	**n/a**	**n/a**	**0.004832**	**NP Intra (normality) 1 of 2**
Chloride (mg/L)	GWA-46	5.759	n/a	3/4/2024	5.4	No	19	3.853	0.9159	0	None	No	0.001504	Param Intra 1 of 2
Chloride (mg/L)	GWA-47	1.847	n/a	3/4/2024	1.8	No	19	1.514	0.16	0	None	No	0.001504	Param Intra 1 of 2
Chloride (mg/L)	GWA-48	2.016	n/a	3/4/2024	1.8	No	18	1.741	0.1305	0	None	No	0.001504	Param Intra 1 of 2
Chloride (mg/L)	GWA-49	2.36	n/a	3/4/2024	2	No	19	2.083	0.1331	0	None	No	0.001504	Param Intra 1 of 2
Chloride (mg/L)	GWC-29	4.103	n/a	3/4/2024	3.4	No	18	3.433	0.3181	0	None	No	0.001504	Param Intra 1 of 2
Chloride (mg/L)	GWC-50	2.1	n/a	3/4/2024	1.9	No	19	n/a	n/a	0	n/a	n/a	0.004832	NP Intra (normality) 1 of 2
Chloride (mg/L)	**GWC-51**	**8.175**	**n/a**	**3/4/2024**	**8.4**	**Yes**	**18**	**1.945**	**0.07427**	**0**	**None**	**ln(x)**	**0.001504**	**Param Intra 1 of 2**
Chloride (mg/L)	GWC-52	8.528	n/a	3/4/2024	8.1	No	18	7.906	0.296	0	None	No	0.001504	Param Intra 1 of 2
Chloride (mg/L)	**GWC-53**	**13**	**n/a**	**3/4/2024**	**15**	**Yes**	**19**	**n/a**	**n/a**	**0**	**n/a**	**n/a**	**0.004832**	**NP Intra (normality) 1 of 2**
Fluoride (mg/L)	GWA-21	0.1	n/a	2/29/2024	0.1ND	No	19	n/a	n/a	52.63	n/a	n/a	0.004832	NP Intra (NDs) 1 of 2
Fluoride (mg/L)	GWA-22	0.1	n/a	3/4/2024	0.1ND	No	19	n/a	n/a	57.89	n/a	n/a	0.004832	NP Intra (NDs) 1 of 2
Fluoride (mg/L)	GWA-45	0.1	n/a	3/4/2024	0.1ND	No	19	n/a	n/a	73.68	n/a	n/a	0.004832	NP Intra (NDs) 1 of 2
Fluoride (mg/L)	GWA-46	0.11	n/a	3/4/2024	0.1ND	No	19	n/a	n/a	68.42	n/a	n/a	0.004832	NP Intra (NDs) 1 of 2
Fluoride (mg/L)	GWA-47	0.1	n/a	3/4/2024	0.1ND	No	19	n/a	n/a	63.16	n/a	n/a	0.004832	NP Intra (NDs) 1 of 2
Fluoride (mg/L)	GWA-48	0.1	n/a	3/4/2024	0.1ND	No	19	n/a	n/a	47.37	n/a	n/a	0.004832	NP Intra (normality) 1 of 2
Fluoride (mg/L)	GWA-49	0.1	n/a	3/4/2024	0.1ND	No	19	n/a	n/a	52.63	n/a	n/a	0.004832	NP Intra (NDs) 1 of 2
Fluoride (mg/L)	GWC-29	0.1	n/a	3/4/2024	0.1ND	No	19	n/a	n/a	52.63	n/a	n/a	0.004832	NP Intra (NDs) 1 of 2
Fluoride (mg/L)	GWC-50	0.1	n/a	3/4/2024	0.1ND	No	19	n/a	n/a	63.16	n/a	n/a	0.004832	NP Intra (NDs) 1 of 2
Fluoride (mg/L)	GWC-51	0.1	n/a	3/4/2024	0.1ND	No	19	n/a	n/a	63.16	n/a	n/a	0.004832	NP Intra (NDs) 1 of 2
Fluoride (mg/L)	GWC-52	0.1	n/a	3/4/2024	0.1ND	No	19	n/a	n/a	57.89	n/a	n/a	0.004832	NP Intra (NDs) 1 of 2
Fluoride (mg/L)	GWC-53	0.1	n/a	3/4/2024	0.1ND	No	19	n/a	n/a	84.21	n/a	n/a	0.004832	NP Intra (NDs) 1 of 2
pH (S.U.)	GWA-21	6.036	5.599	2/29/2024	5.8	No	21	5.818	0.107	0	None	No	0.000752	Param Intra 1 of 2
pH (S.U.)	**GWA-22**	**6.307**	**5.548**	**3/4/2024**	**6.41**	**Yes**	**22**	**5.928**	**0.187**	**0**	**None**	**No**	**0.000752**	**Param Intra 1 of 2**
pH (S.U.)	**GWA-45**	**6.48**	**5.92**	**3/4/2024**	**6.54**	**Yes**	**23**	**n/a**	**n/a**	**0**	**n/a**	**n/a**	**0.006831**	**NP Intra (normality) 1 of 2**
pH (S.U.)	GWA-46	6.83	5.71	3/4/2024	5.94	No	24	n/a	n/a	0	n/a	n/a	0.006247	NP Intra (normality) 1 of 2
pH (S.U.)	GWA-47	6.608	6.308	3/4/2024	6.49	No	26	6.458	0.07553	0	None	No	0.000752	Param Intra 1 of 2
pH (S.U.)	GWA-48	6.966	6.599	3/4/2024	6.86	No	24	6.783	0.09157	0	None	No	0.000752	Param Intra 1 of 2
pH (S.U.)	GWA-49	7.098	6.674	3/4/2024	6.96	No	23	6.886	0.105	0	None	No	0.000752	Param Intra 1 of 2

Appendix III Intrawell Prediction Limits - All Results

Plant Scherer Client: Southern Company Data: Scherer PAC-CCR Printed 3/28/2024, 12:20 PM

Constituent	Well	Upper Lim.	Lower Lim.	Date	Observ.	Sig.	Bg N	Bg Mean	Std. Dev.	%NDs	ND Adj.	Transform	Alpha	Method
pH (S.U.)	**GWC-29**	**6.3**	**5.72**	**3/4/2024**	**6.52**	**Yes**	**23**	**n/a**	**n/a**	**0**	**n/a**	**n/a**	**0.006831**	**NP Intra (normality) 1 of 2**
pH (S.U.)	GWC-50	5.959	5.69	3/4/2024	5.77	No	24	5.824	0.06717	0	None	No	0.000752	Param Intra 1 of 2
pH (S.U.)	GWC-51	6.008	5.744	3/4/2024	5.85	No	25	5.876	0.06614	0	None	No	0.000752	Param Intra 1 of 2
pH (S.U.)	**GWC-52**	**6.787**	**6.53**	**3/4/2024**	**7.01**	**Yes**	**25**	**6.659**	**0.06463**	**0**	**None**	**No**	**0.000752**	**Param Intra 1 of 2**
pH (S.U.)	**GWC-53**	**5.752**	**5.445**	**3/4/2024**	**5.9**	**Yes**	**23**	**5.598**	**0.07608**	**0**	**None**	**No**	**0.000752**	**Param Intra 1 of 2**
Sulfate (mg/L)	**GWA-21**	**2.686**	**n/a**	**2/29/2024**	**2.8**	**Yes**	**19**	**1.398**	**0.6191**	**5.263**	**None**	**No**	**0.001504**	**Param Intra 1 of 2**
Sulfate (mg/L)	GWA-22	1	n/a	3/4/2024	1ND	No	19	n/a	n/a	89.47	n/a	n/a	0.004832	NP Intra (NDs) 1 of 2
Sulfate (mg/L)	GWA-45	190.4	n/a	3/4/2024	160	No	19	151.4	18.71	0	None	No	0.001504	Param Intra 1 of 2
Sulfate (mg/L)	GWA-46	1.1	n/a	3/4/2024	0.64J	No	19	n/a	n/a	63.16	n/a	n/a	0.004832	NP Intra (NDs) 1 of 2
Sulfate (mg/L)	GWA-47	1.1	n/a	3/4/2024	0.46J	No	19	n/a	n/a	78.95	n/a	n/a	0.004832	NP Intra (NDs) 1 of 2
Sulfate (mg/L)	GWA-48	1.68	n/a	3/4/2024	1.4	No	19	1.244	0.2097	0	None	No	0.001504	Param Intra 1 of 2
Sulfate (mg/L)	GWA-49	1	n/a	3/4/2024	0.66J	No	19	n/a	n/a	63.16	n/a	n/a	0.004832	NP Intra (NDs) 1 of 2
Sulfate (mg/L)	GWC-29	3.356	n/a	3/4/2024	2.1	No	19	6.918	2.089	5.263	None	x^2	0.001504	Param Intra 1 of 2
Sulfate (mg/L)	GWC-50	1	n/a	3/4/2024	1ND	No	19	n/a	n/a	89.47	n/a	n/a	0.004832	NP Intra (NDs) 1 of 2
Sulfate (mg/L)	**GWC-51**	**2.7**	**n/a**	**3/4/2024**	**2.9**	**Yes**	**19**	**n/a**	**n/a**	**52.63**	**n/a**	**n/a**	**0.004832**	**NP Intra (NDs) 1 of 2**
Sulfate (mg/L)	**GWC-52**	**26.35**	**n/a**	**3/4/2024**	**90**	**Yes**	**11**	**12.57**	**5.74**	**9.091**	**None**	**No**	**0.001504**	**Param Intra 1 of 2**
Sulfate (mg/L)	**GWC-53**	**170**	**n/a**	**3/4/2024**	**180**	**Yes**	**19**	**n/a**	**n/a**	**0**	**n/a**	**n/a**	**0.004832**	**NP Intra (normality) 1 of 2**
Total Dissolved Solids (mg/L)	GWA-21	129	n/a	2/29/2024	92	No	19	88.89	19.28	0	None	No	0.001504	Param Intra 1 of 2
Total Dissolved Solids (mg/L)	GWA-22	103	n/a	3/4/2024	96	No	19	68.26	16.69	0	None	No	0.001504	Param Intra 1 of 2
Total Dissolved Solids (mg/L)	GWA-45	375.8	n/a	3/4/2024	310	No	19	281.9	45.08	0	None	No	0.001504	Param Intra 1 of 2
Total Dissolved Solids (mg/L)	GWA-46	89.61	n/a	3/4/2024	66	No	19	52.66	17.75	5.263	None	No	0.001504	Param Intra 1 of 2
Total Dissolved Solids (mg/L)	GWA-47	118.9	n/a	3/4/2024	99	No	19	86.95	15.37	0	None	No	0.001504	Param Intra 1 of 2
Total Dissolved Solids (mg/L)	GWA-48	123.1	n/a	3/4/2024	100	No	19	94.05	13.98	0	None	No	0.001504	Param Intra 1 of 2
Total Dissolved Solids (mg/L)	GWA-49	129.2	n/a	3/4/2024	110	No	18	108.6	9.793	0	None	No	0.001504	Param Intra 1 of 2
Total Dissolved Solids (mg/L)	GWC-29	142.1	n/a	3/4/2024	110	No	19	95.79	22.25	0	None	No	0.001504	Param Intra 1 of 2
Total Dissolved Solids (mg/L)	GWC-50	112.5	n/a	3/4/2024	68	No	19	70.21	20.34	0	None	No	0.001504	Param Intra 1 of 2
Total Dissolved Solids (mg/L)	GWC-51	106.2	n/a	3/4/2024	86	No	18	77.39	13.68	0	None	No	0.001504	Param Intra 1 of 2
Total Dissolved Solids (mg/L)	GWC-52	203.8	n/a	3/4/2024	200	No	19	137.1	32.07	0	None	No	0.001504	Param Intra 1 of 2
Total Dissolved Solids (mg/L)	GWC-53	326.8	n/a	3/4/2024	310	No	19	258.3	32.93	0	None	No	0.001504	Param Intra 1 of 2

Appendix III Interwell Prediction Limits - Two-Step - Significant Result

Plant Scherer Client: Southern Company Data: Scherer PAC-CCR Printed 3/28/2024, 12:22 PM

Constituent	Well	Upper Lim.	Lower Lim.	Date	Observ.	Sig.	Bg N	Bg Mean	Std. Dev.	%NDs	ND Adj.	Transform	Alpha	Method
Chloride (mg/L)	**GWC-53**	**14**	**n/a**	**3/4/2024**	**15**	**Yes**	**153**	**n/a**	**n/a**	**0**	**n/a**	**n/a**	**0.00008465**	**NP Inter (normality) 1 of 2**

Appendix III Interwell Prediction Limits - Two-Step - All Results

Plant Scherer Client: Southern Company Data: Scherer PAC-CCR Printed 3/28/2024, 12:22 PM

Constituent	Well	Upper Lim.	Lower Lim.	Date	Observ.	Sig.	Bg N	Bg Mean	Std. Dev.	%NDs	ND Adj.	Transform	Alpha	Method
Calcium (mg/L)	GWC-29	45	n/a	3/4/2024	18	No	154	n/a	n/a	0	n/a	n/a	0.00008349	NP Inter (normality) 1 of 2
Calcium (mg/L)	GWC-51	45	n/a	3/4/2024	8.1	No	154	n/a	n/a	0	n/a	n/a	0.00008349	NP Inter (normality) 1 of 2
Calcium (mg/L)	GWC-52	45	n/a	3/4/2024	28	No	154	n/a	n/a	0	n/a	n/a	0.00008349	NP Inter (normality) 1 of 2
Chloride (mg/L)	GWC-51	14	n/a	3/4/2024	8.4	No	153	n/a	n/a	0	n/a	n/a	0.00008465	NP Inter (normality) 1 of 2
Chloride (mg/L)	**GWC-53**	**14**	**n/a**	**3/4/2024**	**15**	**Yes**	**153**	**n/a**	**n/a**	**0**	**n/a**	**n/a**	**0.00008465**	**NP Inter (normality) 1 of 2**
pH (S.U.)	GWC-29	7.1	5.52	3/4/2024	6.52	No	184	n/a	n/a	0	n/a	n/a	0.0001167	NP Inter (normality) 1 of 2
pH (S.U.)	GWC-52	7.1	5.52	3/4/2024	7.01	No	184	n/a	n/a	0	n/a	n/a	0.0001167	NP Inter (normality) 1 of 2
pH (S.U.)	GWC-53	7.1	5.52	3/4/2024	5.9	No	184	n/a	n/a	0	n/a	n/a	0.0001167	NP Inter (normality) 1 of 2
Sulfate (mg/L)	GWC-51	180	n/a	3/4/2024	2.9	No	154	n/a	n/a	38.96	n/a	n/a	0.00008349	NP Inter (normality) 1 of 2
Sulfate (mg/L)	GWC-52	180	n/a	3/4/2024	90	No	154	n/a	n/a	38.96	n/a	n/a	0.00008349	NP Inter (normality) 1 of 2
Sulfate (mg/L)	GWC-53	180	n/a	3/4/2024	180	No	154	n/a	n/a	38.96	n/a	n/a	0.00008349	NP Inter (normality) 1 of 2

Appendix III Trend Tests Summary - Significant Results

Plant Scherer Client: Southern Company Data: Scherer PAC-CCR Printed 3/28/2024, 12:25 PM

Constituent	Well	Slope	Calc.	Critical	Sig.	N	%NDs	Normality	Alpha	Method
Calcium (mg/L)	**GWA-46 (bg)**	**0.1484**	**96**	**92**	**Yes**	**22**	**0**	**n/a**	**0.01**	**NP**
Calcium (mg/L)	**GWA-47 (bg)**	**0.3132**	**123**	**92**	**Yes**	**22**	**0**	**n/a**	**0.01**	**NP**
Calcium (mg/L)	**GWC-29**	**1.297**	**182**	**92**	**Yes**	**22**	**0**	**n/a**	**0.01**	**NP**
Calcium (mg/L)	**GWC-51**	**0.1696**	**114**	**92**	**Yes**	**22**	**0**	**n/a**	**0.01**	**NP**
Calcium (mg/L)	**GWC-52**	**1.742**	**184**	**92**	**Yes**	**22**	**0**	**n/a**	**0.01**	**NP**
Chloride (mg/L)	**GWA-21 (bg)**	**0.1028**	**98**	**92**	**Yes**	**22**	**0**	**n/a**	**0.01**	**NP**
Chloride (mg/L)	**GWA-22 (bg)**	**-0.2417**	**-127**	**-92**	**Yes**	**22**	**0**	**n/a**	**0.01**	**NP**
Chloride (mg/L)	**GWA-45 (bg)**	**0.5219**	**134**	**92**	**Yes**	**22**	**0**	**n/a**	**0.01**	**NP**
Chloride (mg/L)	**GWA-46 (bg)**	**0.3588**	**181**	**92**	**Yes**	**22**	**0**	**n/a**	**0.01**	**NP**
Chloride (mg/L)	**GWC-51**	**0.2139**	**150**	**87**	**Yes**	**21**	**0**	**n/a**	**0.01**	**NP**
Chloride (mg/L)	**GWC-53**	**0.599**	**190**	**98**	**Yes**	**23**	**0**	**n/a**	**0.01**	**NP**
pH (S.U.)	**GWC-29**	**0.05799**	**186**	**118**	**Yes**	**26**	**0**	**n/a**	**0.01**	**NP**
Sulfate (mg/L)	**GWA-21 (bg)**	**0.1423**	**98**	**92**	**Yes**	**22**	**4.545**	**n/a**	**0.01**	**NP**
Sulfate (mg/L)	**GWA-45 (bg)**	**3.909**	**93**	**92**	**Yes**	**22**	**0**	**n/a**	**0.01**	**NP**
Sulfate (mg/L)	**GWC-51**	**0.2266**	**132**	**92**	**Yes**	**22**	**45.45**	**n/a**	**0.01**	**NP**
Sulfate (mg/L)	**GWC-52**	**9.562**	**211**	**92**	**Yes**	**22**	**4.545**	**n/a**	**0.01**	**NP**
Sulfate (mg/L)	**GWC-53**	**4.205**	**133**	**92**	**Yes**	**22**	**0**	**n/a**	**0.01**	**NP**

Appendix III Trend Tests Summary - All Results

Plant Scherer Client: Southern Company Data: Scherer PAC-CCR Printed 3/28/2024, 12:25 PM

Constituent	Well	Slope	Calc.	Critical	Sig.	N	%NDs	Normality	Alpha	Method
Calcium (mg/L)	GWA-21 (bg)	-0.196	-64	-92	No	22	0	n/a	0.01	NP
Calcium (mg/L)	GWA-22 (bg)	0.3555	71	92	No	22	0	n/a	0.01	NP
Calcium (mg/L)	GWA-45 (bg)	-1.519	-84	-92	No	22	0	n/a	0.01	NP
Calcium (mg/L)	**GWA-46 (bg)**	**0.1484**	**96**	**92**	**Yes**	**22**	**0**	**n/a**	**0.01**	**NP**
Calcium (mg/L)	**GWA-47 (bg)**	**0.3132**	**123**	**92**	**Yes**	**22**	**0**	**n/a**	**0.01**	**NP**
Calcium (mg/L)	GWA-48 (bg)	0	10	92	No	22	0	n/a	0.01	NP
Calcium (mg/L)	GWA-49 (bg)	0	21	92	No	22	0	n/a	0.01	NP
Calcium (mg/L)	**GWC-29**	**1.297**	**182**	**92**	**Yes**	**22**	**0**	**n/a**	**0.01**	**NP**
Calcium (mg/L)	**GWC-51**	**0.1696**	**114**	**92**	**Yes**	**22**	**0**	**n/a**	**0.01**	**NP**
Calcium (mg/L)	**GWC-52**	**1.742**	**184**	**92**	**Yes**	**22**	**0**	**n/a**	**0.01**	**NP**
Chloride (mg/L)	**GWA-21 (bg)**	**0.1028**	**98**	**92**	**Yes**	**22**	**0**	**n/a**	**0.01**	**NP**
Chloride (mg/L)	**GWA-22 (bg)**	**-0.2417**	**-127**	**-92**	**Yes**	**22**	**0**	**n/a**	**0.01**	**NP**
Chloride (mg/L)	**GWA-45 (bg)**	**0.5219**	**134**	**92**	**Yes**	**22**	**0**	**n/a**	**0.01**	**NP**
Chloride (mg/L)	**GWA-46 (bg)**	**0.3588**	**181**	**92**	**Yes**	**22**	**0**	**n/a**	**0.01**	**NP**
Chloride (mg/L)	GWA-47 (bg)	0.01501	38	92	No	22	0	n/a	0.01	NP
Chloride (mg/L)	GWA-48 (bg)	0	-12	-87	No	21	0	n/a	0.01	NP
Chloride (mg/L)	GWA-49 (bg)	-0.01499	-48	-92	No	22	0	n/a	0.01	NP
Chloride (mg/L)	**GWC-51**	**0.2139**	**150**	**87**	**Yes**	**21**	**0**	**n/a**	**0.01**	**NP**
Chloride (mg/L)	**GWC-53**	**0.599**	**190**	**98**	**Yes**	**23**	**0**	**n/a**	**0.01**	**NP**
pH (S.U.)	GWA-21 (bg)	0.009645	54	105	No	24	0	n/a	0.01	NP
pH (S.U.)	GWA-22 (bg)	0.02941	79	111	No	25	0	n/a	0.01	NP
pH (S.U.)	GWA-45 (bg)	-0.0102	-62	-118	No	26	0	n/a	0.01	NP
pH (S.U.)	GWA-46 (bg)	0.006861	55	124	No	27	0	n/a	0.01	NP
pH (S.U.)	GWA-47 (bg)	0.008892	102	139	No	29	0	n/a	0.01	NP
pH (S.U.)	GWA-48 (bg)	0.01541	115	124	No	27	0	n/a	0.01	NP
pH (S.U.)	GWA-49 (bg)	0.01395	93	118	No	26	0	n/a	0.01	NP
pH (S.U.)	**GWC-29**	**0.05799**	**186**	**118**	**Yes**	**26**	**0**	**n/a**	**0.01**	**NP**
pH (S.U.)	GWC-52	0.001991	27	131	No	28	0	n/a	0.01	NP
pH (S.U.)	GWC-53	0.01165	66	118	No	26	0	n/a	0.01	NP
Sulfate (mg/L)	**GWA-21 (bg)**	**0.1423**	**98**	**92**	**Yes**	**22**	**4.545**	**n/a**	**0.01**	**NP**
Sulfate (mg/L)	GWA-22 (bg)	0	0	92	No	22	86.36	n/a	0.01	NP
Sulfate (mg/L)	**GWA-45 (bg)**	**3.909**	**93**	**92**	**Yes**	**22**	**0**	**n/a**	**0.01**	**NP**
Sulfate (mg/L)	GWA-46 (bg)	0	-5	-92	No	22	54.55	n/a	0.01	NP
Sulfate (mg/L)	GWA-47 (bg)	0	-7	-92	No	22	72.73	n/a	0.01	NP
Sulfate (mg/L)	GWA-48 (bg)	0.02874	47	92	No	22	0	n/a	0.01	NP
Sulfate (mg/L)	GWA-49 (bg)	0	-48	-92	No	22	54.55	n/a	0.01	NP
Sulfate (mg/L)	**GWC-51**	**0.2266**	**132**	**92**	**Yes**	**22**	**45.45**	**n/a**	**0.01**	**NP**
Sulfate (mg/L)	**GWC-52**	**9.562**	**211**	**92**	**Yes**	**22**	**4.545**	**n/a**	**0.01**	**NP**
Sulfate (mg/L)	**GWC-53**	**4.205**	**133**	**92**	**Yes**	**22**	**0**	**n/a**	**0.01**	**NP**

Appendix III Intrawell Prediction Limits - May 2024 Resample - All Results (No Significant)

Plant Scherer Client: Southern Company Data: Scherer PAC-CCR Printed 6/24/2024, 10:08 AM

Constituent	Well	Upper Lim.	Lower Lim.	Date	Observ.	Sig.	Bg N	Bg Mean	Std. Dev.	%NDs	ND Adj.	Transform	Alpha	Method
Chloride (mg/L)	GWC-53	13	n/a	5/20/2024	13	No	19	n/a	n/a	0	n/a	n/a	0.004832	NP Intra (normality) 1 of 2
pH (S.U.)	GWC-53	5.752	5.445	5/20/2024	5.6	No	23	5.598	0.07608	0	None	No	0.000752	Param Intra 1 of 2

Table of Contents

Figure A. Time Series	33
Figure B. Box Plots	120
Figure C. Outlier Summary	133
Figure D. Appendix I Intrawell Prediction Limits	139
Figure E. Appendix I Interwell Prediction Limits - Two-Step	307
Figure F. Appendix I Trend Tests	314
Figure G. Appendix III Intrawell Prediction Limits	322
Figure H. Appendix III Interwell Prediction Limits - Two-Step	431
Figure I. Appendix III Trend Tests	449
Figure J. Appendix III Intrawell Prediction Limits - Resample	462

FIGURE A.

Sanitas™ v.10.0.19a Software licensed to . UG
Hollow symbols indicate censored values.

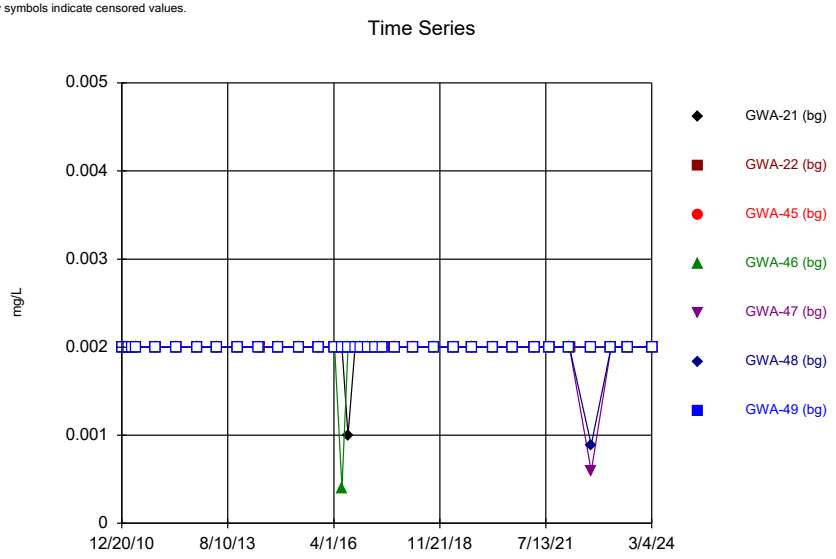

Constituent: Antimony, Total Analysis Run 6/24/2024 9:52 AM
Plant Scherer Client: Southern Company Data: Scherer PAC-CCR

Sanitas™ v.10.0.19a Software licensed to . UG
Hollow symbols indicate censored values.

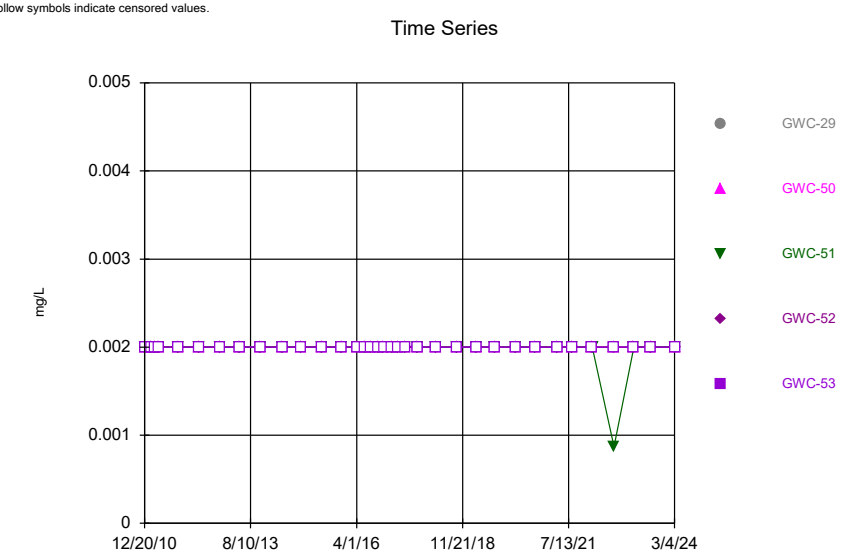

Constituent: Antimony, Total Analysis Run 6/24/2024 9:52 AM
Plant Scherer Client: Southern Company Data: Scherer PAC-CCR

Sanitas™ v.10.0.19a Software licensed to . UG
Hollow symbols indicate censored values.

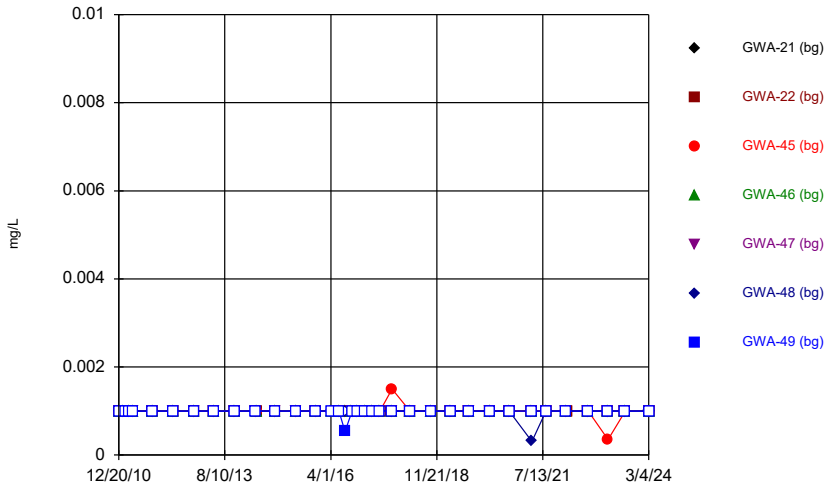

Constituent: Arsenic, Total Analysis Run 6/24/2024 9:52 AM
Plant Scherer Client: Southern Company Data: Scherer PAC-CCR

Sanitas™ v.10.0.19a Software licensed to . UG
Hollow symbols indicate censored values.

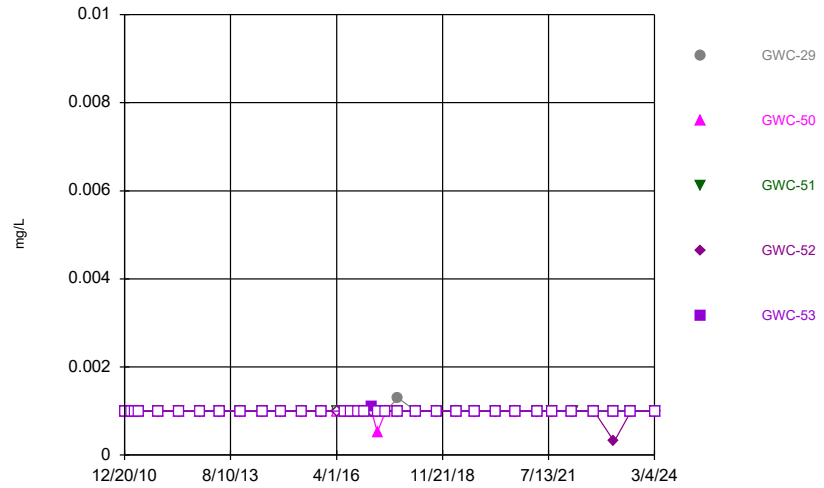

Constituent: Arsenic, Total Analysis Run 6/24/2024 9:53 AM
Plant Scherer Client: Southern Company Data: Scherer PAC-CCR

Sanitas™ v.10.0.19a Software licensed to . UG

Time Series

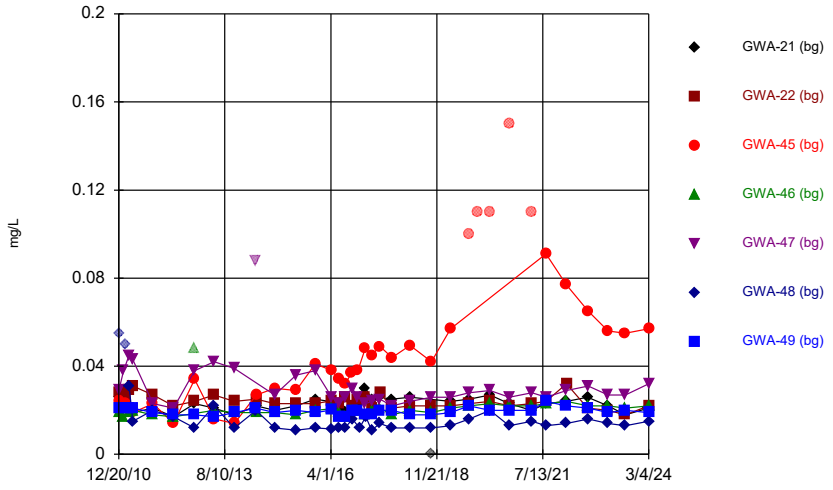

Constituent: Barium, Total Analysis Run 6/24/2024 9:53 AM

Plant Scherer Client: Southern Company Data: Scherer PAC-CCR

Sanitas™ v.10.0.19a Software licensed to . UG
Hollow symbols indicate censored values.

Time Series

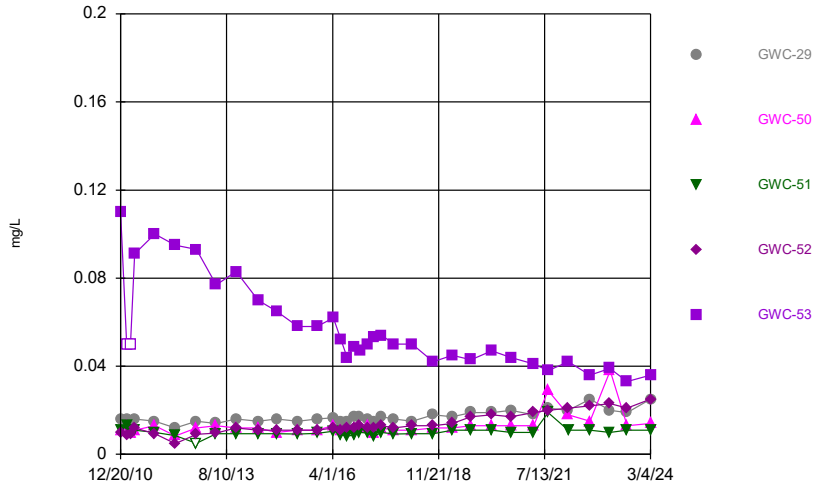

Constituent: Barium, Total Analysis Run 6/24/2024 9:53 AM

Plant Scherer Client: Southern Company Data: Scherer PAC-CCR

Sanitas™ v.10.0.19a Software licensed to . UG
Hollow symbols indicate censored values.

Time Series

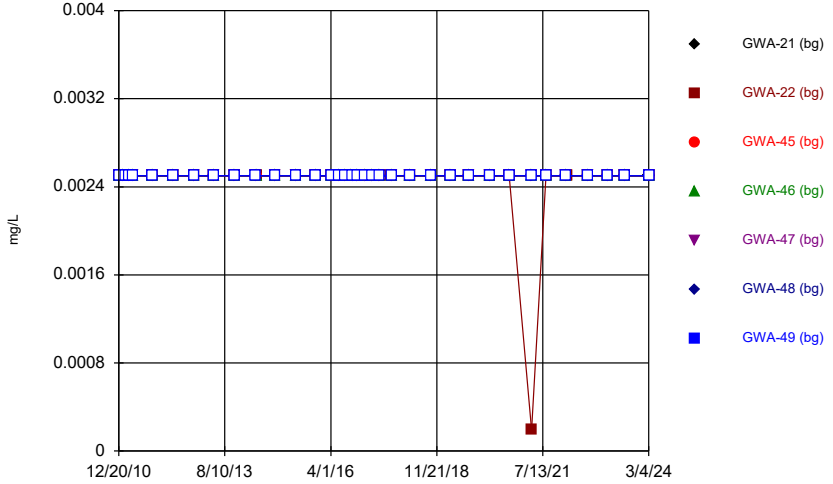

Constituent: Beryllium, Total Analysis Run 6/24/2024 9:53 AM

Plant Scherer Client: Southern Company Data: Scherer PAC-CCR

Sanitas™ v.10.0.19a Software licensed to . UG
Hollow symbols indicate censored values.

Time Series

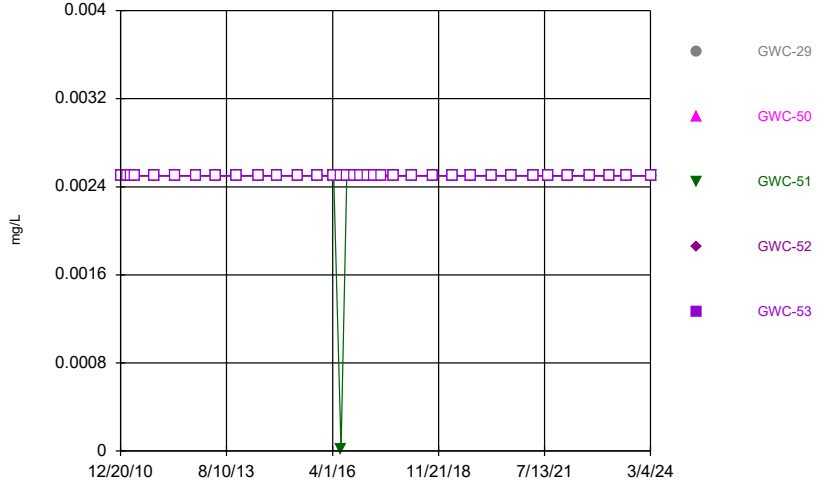

Constituent: Beryllium, Total Analysis Run 6/24/2024 9:53 AM

Plant Scherer Client: Southern Company Data: Scherer PAC-CCR

Sanitas™ v.10.0.19a Software licensed to . UG
Hollow symbols indicate censored values.

Time Series

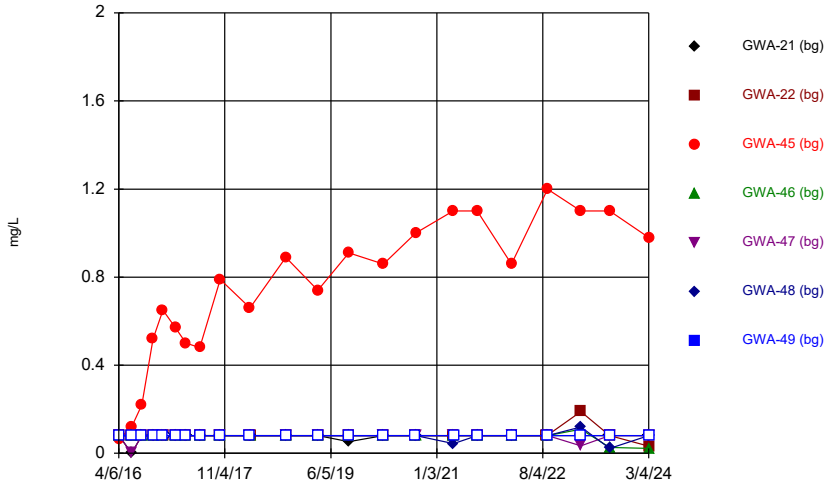

Constituent: Boron Analysis Run 6/24/2024 9:53 AM
Plant Scherer Client: Southern Company Data: Scherer PAC-CCR

Sanitas™ v.10.0.19a Software licensed to . UG
Hollow symbols indicate censored values.

Time Series

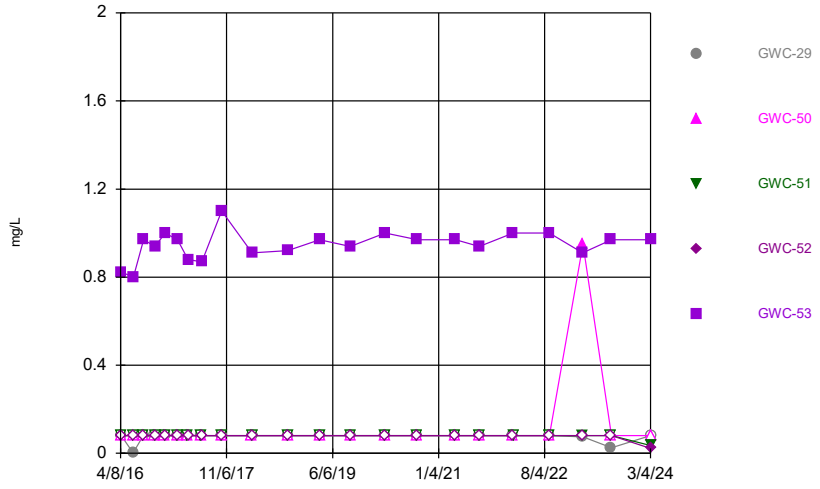

Constituent: Boron Analysis Run 6/24/2024 9:53 AM
Plant Scherer Client: Southern Company Data: Scherer PAC-CCR

Sanitas™ v.10.0.19a Software licensed to . UG
Hollow symbols indicate censored values.

Time Series

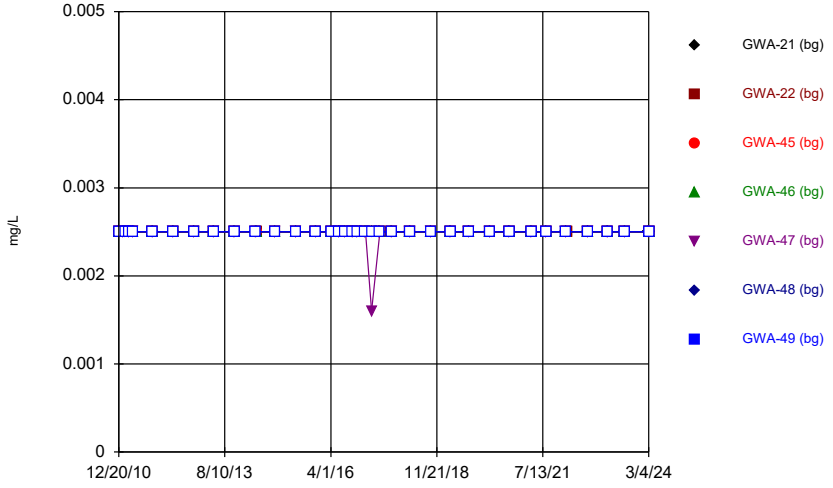

Constituent: Cadmium, Total Analysis Run 6/24/2024 9:53 AM
Plant Scherer Client: Southern Company Data: Scherer PAC-CCR

Sanitas™ v.10.0.19a Software licensed to . UG
Hollow symbols indicate censored values.

Time Series

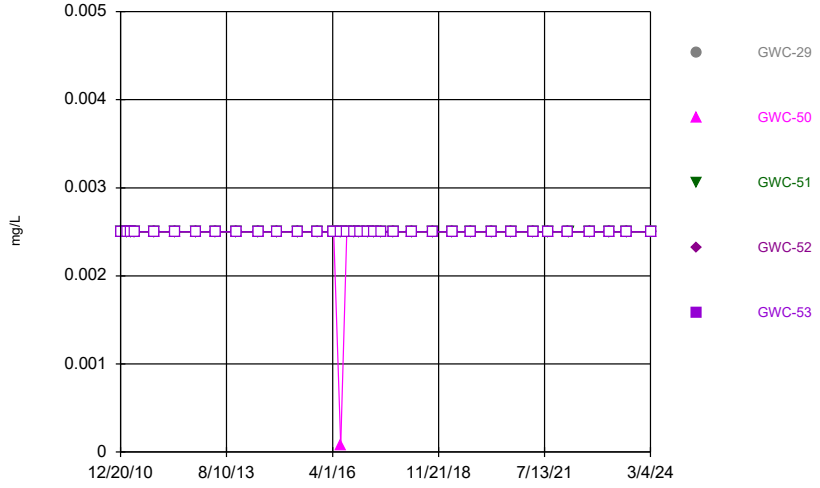

Constituent: Cadmium, Total Analysis Run 6/24/2024 9:53 AM
Plant Scherer Client: Southern Company Data: Scherer PAC-CCR

Sanitas™ v.10.0.19a Software licensed to . UG

Time Series

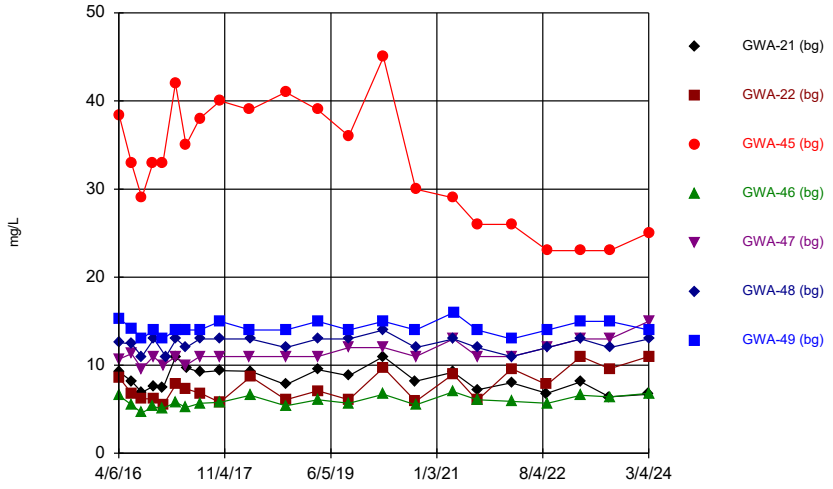

Constituent: Calcium Analysis Run 6/24/2024 9:53 AM

Plant Scherer Client: Southern Company Data: Scherer PAC-CCR

Sanitas™ v.10.0.19a Software licensed to . UG

Time Series

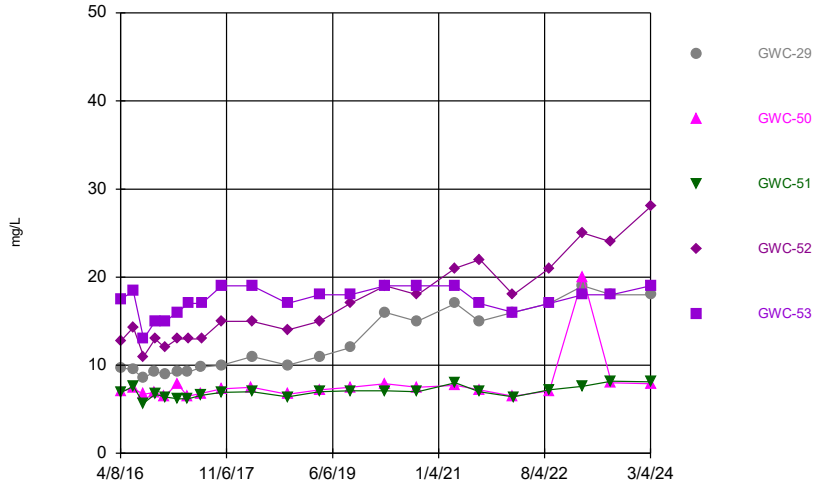

Constituent: Calcium Analysis Run 6/24/2024 9:53 AM

Plant Scherer Client: Southern Company Data: Scherer PAC-CCR

Sanitas™ v.10.0.19a Software licensed to . UG

Time Series

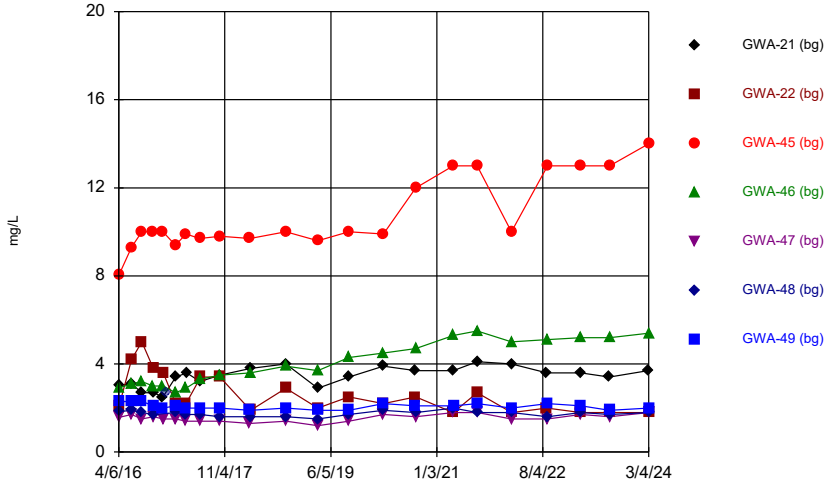

Constituent: Chloride Analysis Run 6/24/2024 9:53 AM

Plant Scherer Client: Southern Company Data: Scherer PAC-CCR

Sanitas™ v.10.0.19a Software licensed to . UG
Hollow symbols indicate censored values.

Time Series

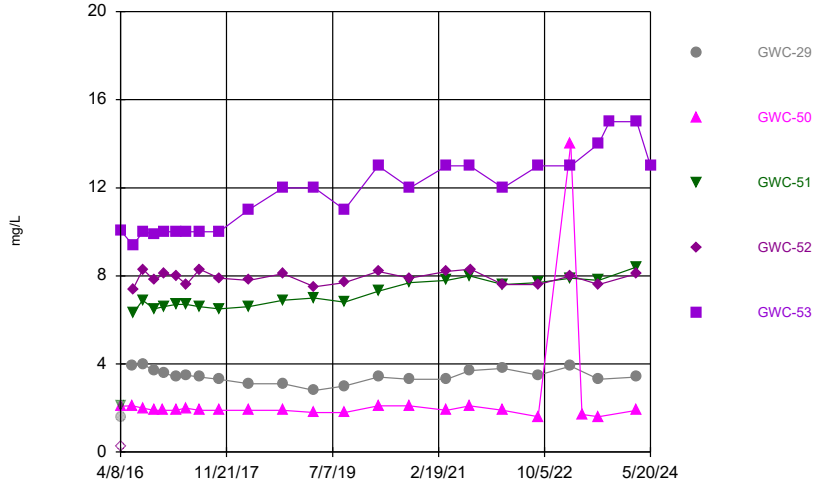

Constituent: Chloride Analysis Run 6/24/2024 9:53 AM

Plant Scherer Client: Southern Company Data: Scherer PAC-CCR

Sanitas™ v.10.0.19a Software licensed to . UG
Hollow symbols indicate censored values.

Time Series

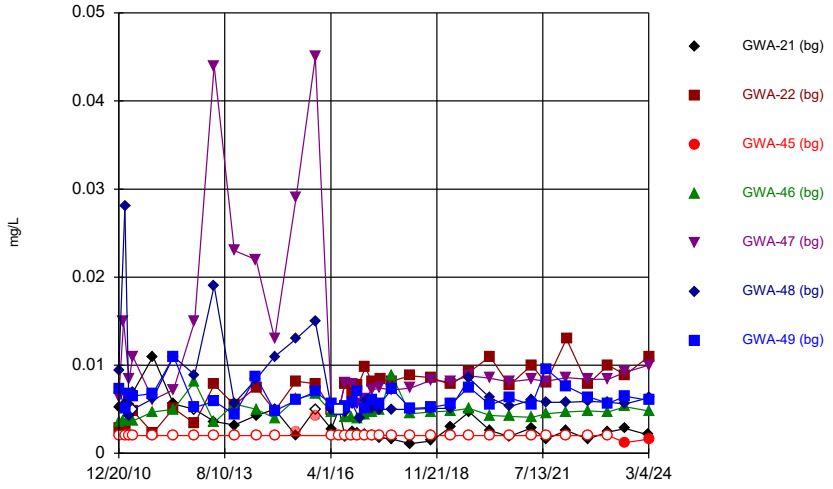

Constituent: Chromium, Total Analysis Run 6/24/2024 9:53 AM
Plant Scherer Client: Southern Company Data: Scherer PAC-CCR

Sanitas™ v.10.0.19a Software licensed to . UG
Hollow symbols indicate censored values.

Time Series

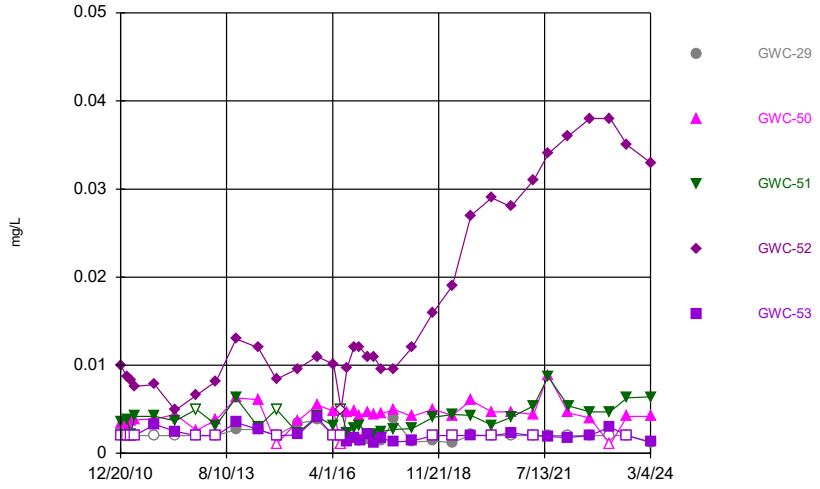

Constituent: Chromium, Total Analysis Run 6/24/2024 9:53 AM
Plant Scherer Client: Southern Company Data: Scherer PAC-CCR

Sanitas™ v.10.0.19a Software licensed to . UG
Hollow symbols indicate censored values.

Time Series

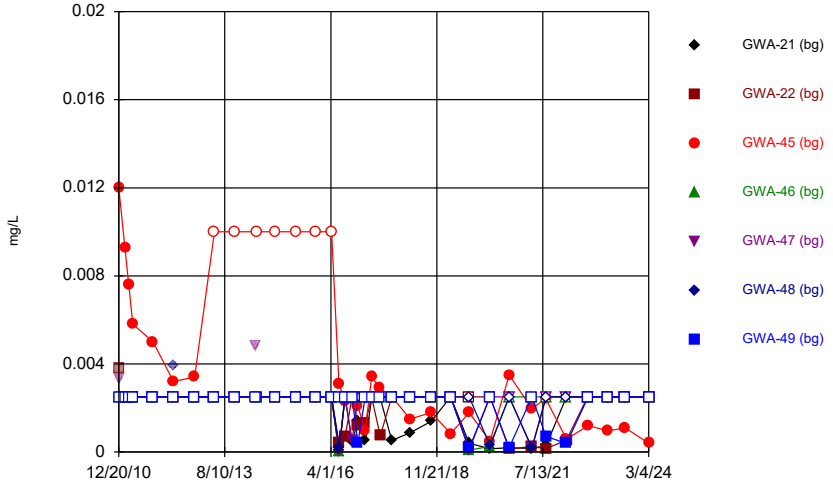

Constituent: Cobalt, Total Analysis Run 6/24/2024 9:53 AM
Plant Scherer Client: Southern Company Data: Scherer PAC-CCR

Sanitas™ v.10.0.19a Software licensed to . UG
Hollow symbols indicate censored values.

Time Series

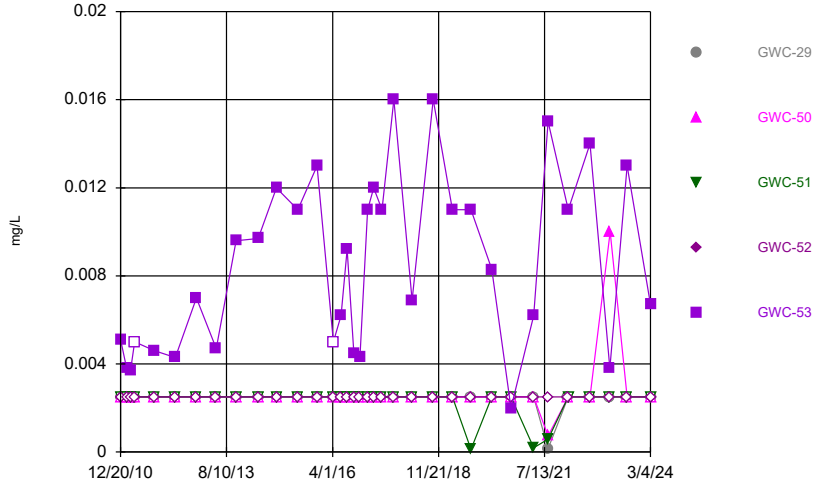

Constituent: Cobalt, Total Analysis Run 6/24/2024 9:53 AM
Plant Scherer Client: Southern Company Data: Scherer PAC-CCR

Sanitas™ v.10.0.19a Software licensed to . UG
Hollow symbols indicate censored values.

Time Series

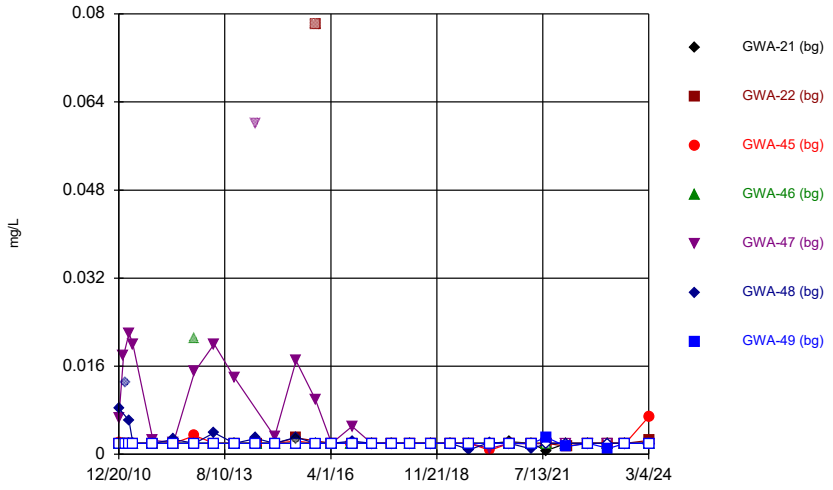

Constituent: Copper, Total Analysis Run 6/24/2024 9:53 AM
Plant Scherer Client: Southern Company Data: Scherer PAC-CCR

Sanitas™ v.10.0.19a Software licensed to . UG
Hollow symbols indicate censored values.

Time Series

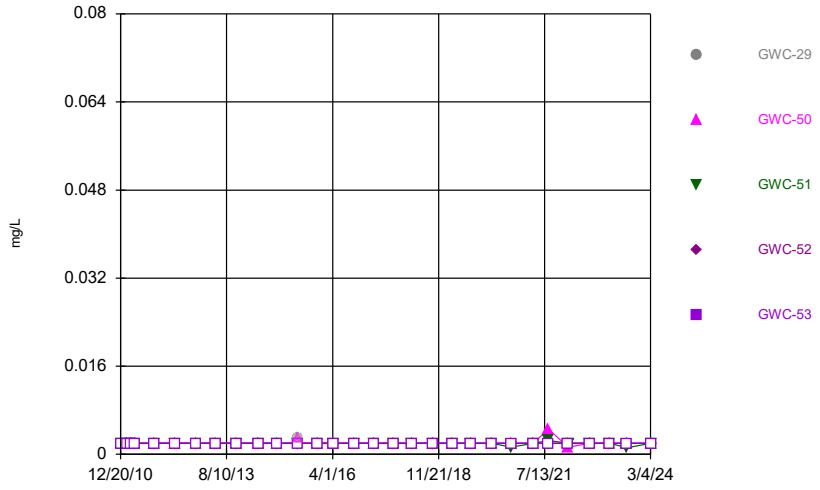

Constituent: Copper, Total Analysis Run 6/24/2024 9:53 AM
Plant Scherer Client: Southern Company Data: Scherer PAC-CCR

Sanitas™ v.10.0.19a Software licensed to . UG
Hollow symbols indicate censored values.

Time Series

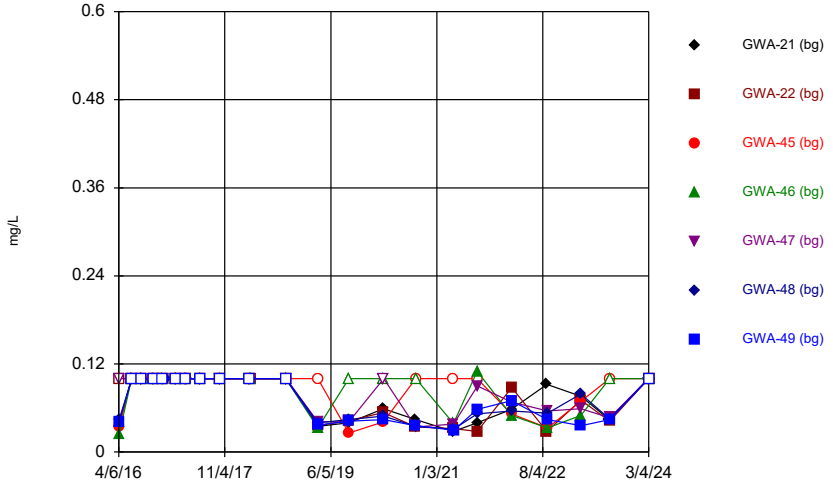

Constituent: Fluoride Analysis Run 6/24/2024 9:53 AM
Plant Scherer Client: Southern Company Data: Scherer PAC-CCR

Sanitas™ v.10.0.19a Software licensed to . UG
Hollow symbols indicate censored values.

Time Series

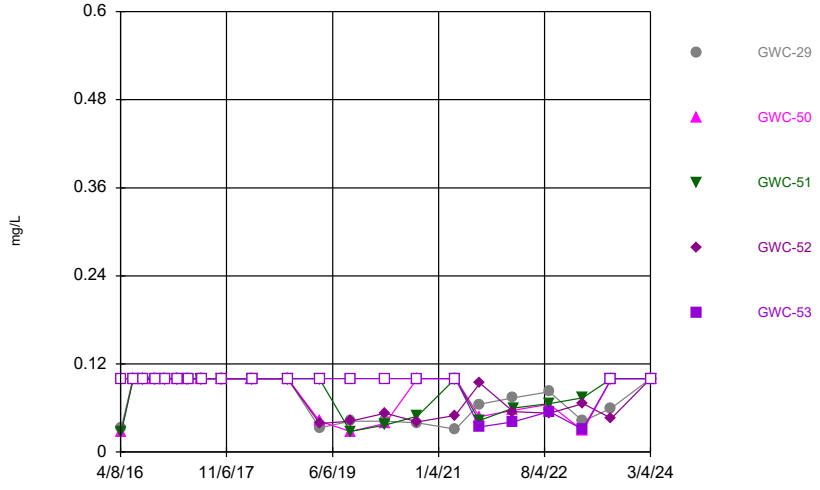

Constituent: Fluoride Analysis Run 6/24/2024 9:53 AM
Plant Scherer Client: Southern Company Data: Scherer PAC-CCR

Sanitas™ v.10.0.19a Software licensed to . UG
Hollow symbols indicate censored values.

Time Series

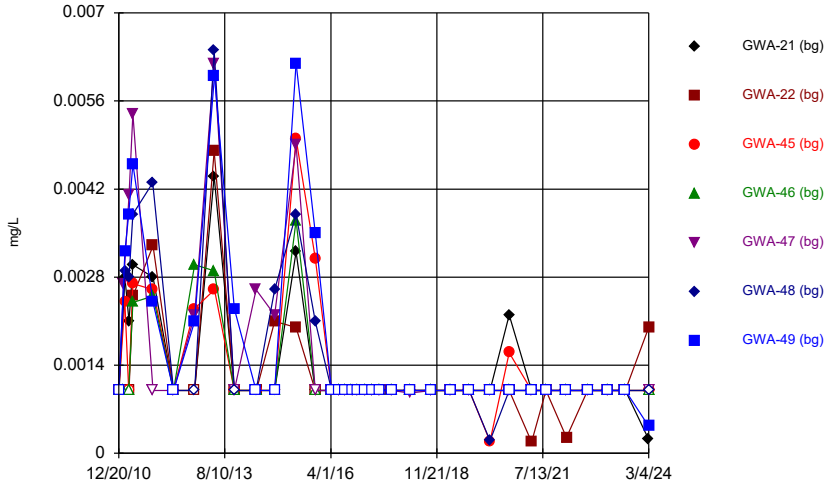

Constituent: Lead, Total Analysis Run 6/24/2024 9:53 AM
Plant Scherer Client: Southern Company Data: Scherer PAC-CCR

Sanitas™ v.10.0.19a Software licensed to . UG
Hollow symbols indicate censored values.

Time Series

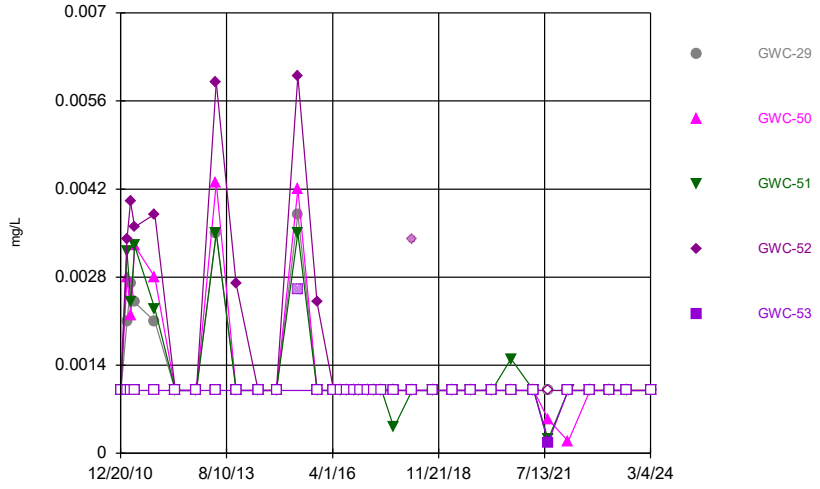

Constituent: Lead, Total Analysis Run 6/24/2024 9:53 AM
Plant Scherer Client: Southern Company Data: Scherer PAC-CCR

Sanitas™ v.10.0.19a Software licensed to . UG
Hollow symbols indicate censored values.

Time Series

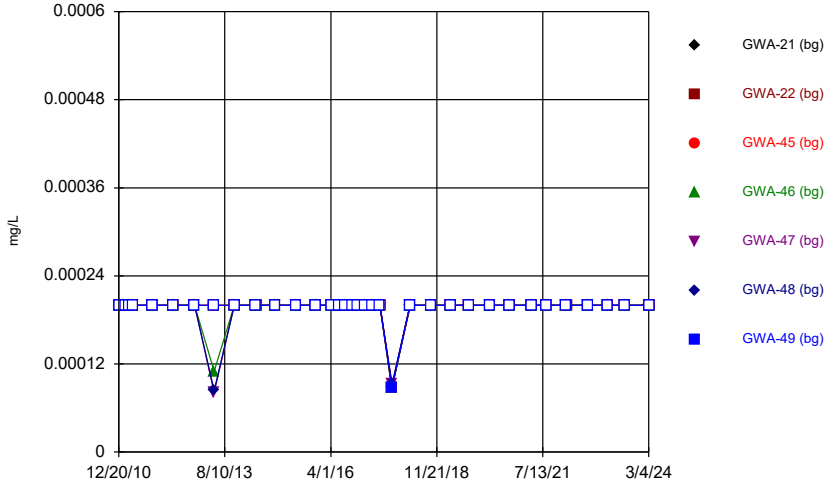

Constituent: Mercury, Total Analysis Run 6/24/2024 9:53 AM
Plant Scherer Client: Southern Company Data: Scherer PAC-CCR

Sanitas™ v.10.0.19a Software licensed to . UG
Hollow symbols indicate censored values.

Time Series

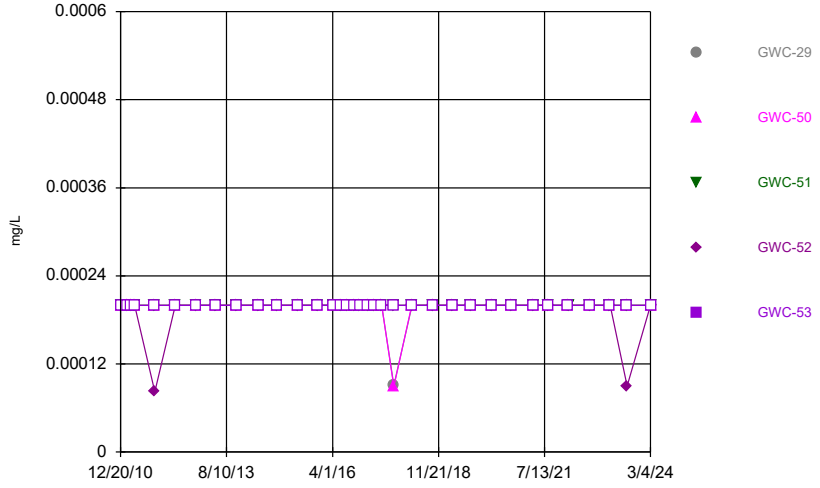

Constituent: Mercury, Total Analysis Run 6/24/2024 9:53 AM
Plant Scherer Client: Southern Company Data: Scherer PAC-CCR

Sanitas™ v.10.0.19a Software licensed to . UG
Hollow symbols indicate censored values.

Time Series

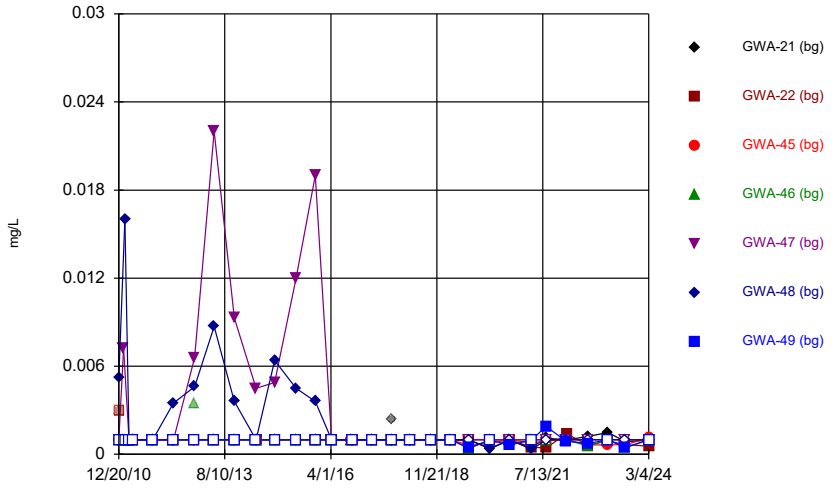

Constituent: Nickel, Total Analysis Run 6/24/2024 9:53 AM
Plant Scherer Client: Southern Company Data: Scherer PAC-CCR

Sanitas™ v.10.0.19a Software licensed to . UG
Hollow symbols indicate censored values.

Time Series

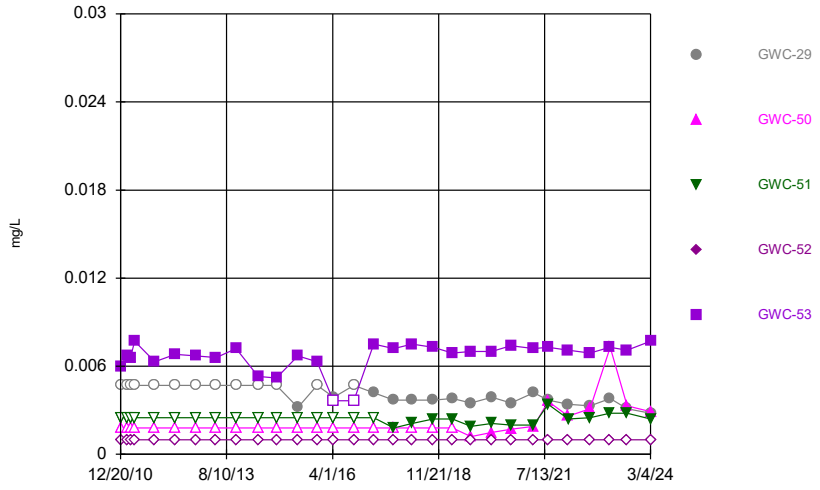

Constituent: Nickel, Total Analysis Run 6/24/2024 9:53 AM
Plant Scherer Client: Southern Company Data: Scherer PAC-CCR

Sanitas™ v.10.0.19a Software licensed to . UG

Time Series

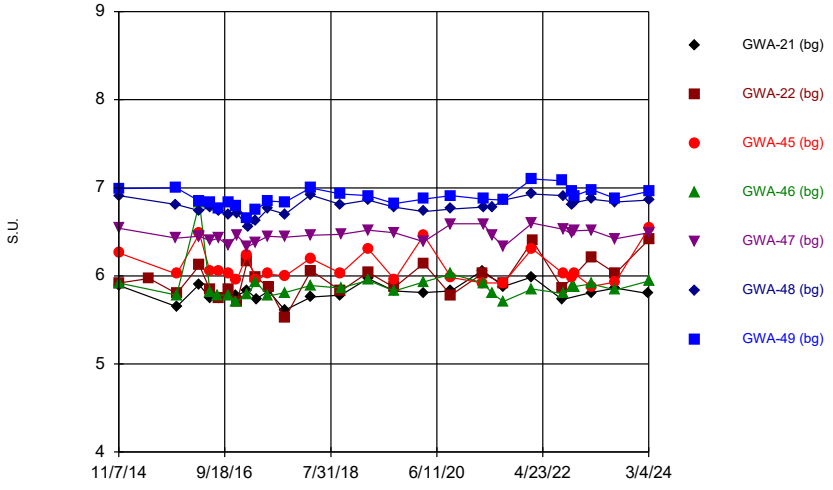

Constituent: pH Analysis Run 6/24/2024 9:53 AM
Plant Scherer Client: Southern Company Data: Scherer PAC-CCR

Sanitas™ v.10.0.19a Software licensed to . UG

Time Series

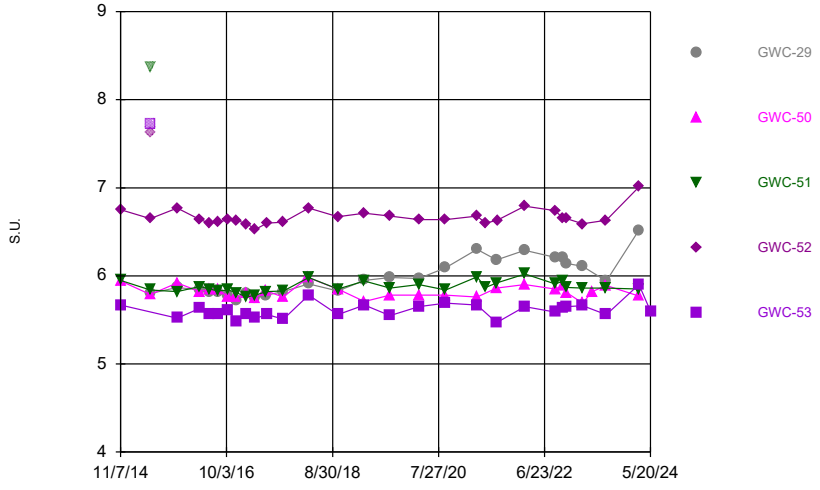

Constituent: pH Analysis Run 6/24/2024 9:53 AM
Plant Scherer Client: Southern Company Data: Scherer PAC-CCR

Sanitas™ v.10.0.19a Software licensed to . UG
Hollow symbols indicate censored values.

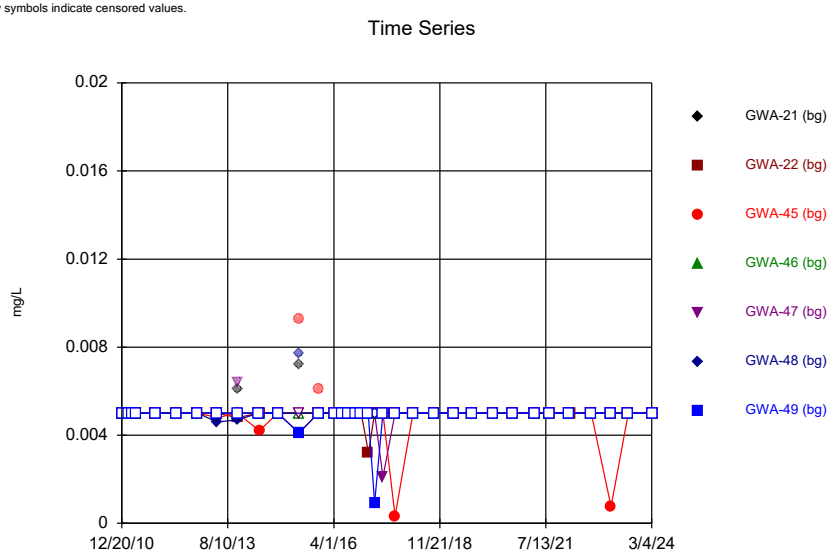

Constituent: Selenium, Total Analysis Run 6/24/2024 9:53 AM
Plant Scherer Client: Southern Company Data: Scherer PAC-CCR

Sanitas™ v.10.0.19a Software licensed to . UG
Hollow symbols indicate censored values.

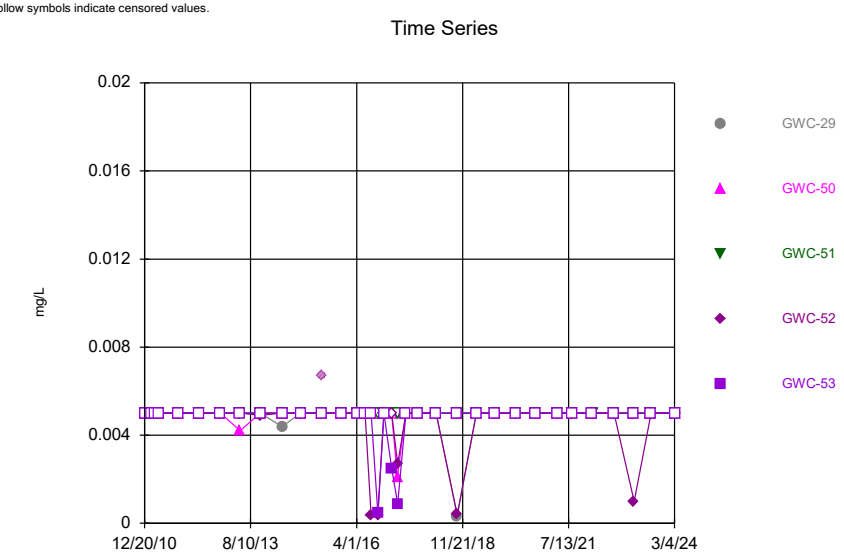

Constituent: Selenium, Total Analysis Run 6/24/2024 9:53 AM
Plant Scherer Client: Southern Company Data: Scherer PAC-CCR

Sanitas™ v.10.0.19a Software licensed to . UG
Hollow symbols indicate censored values.

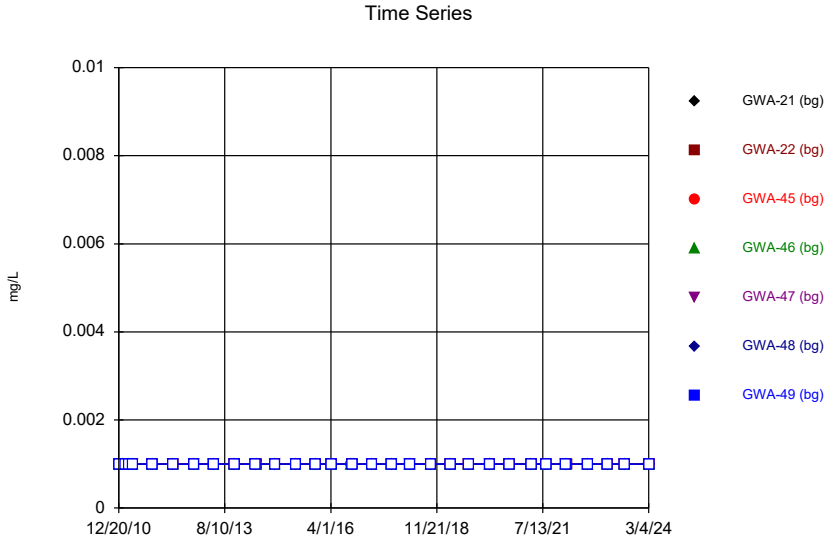

Constituent: Silver, Total Analysis Run 6/24/2024 9:53 AM
Plant Scherer Client: Southern Company Data: Scherer PAC-CCR

Sanitas™ v.10.0.19a Software licensed to . UG
Hollow symbols indicate censored values.

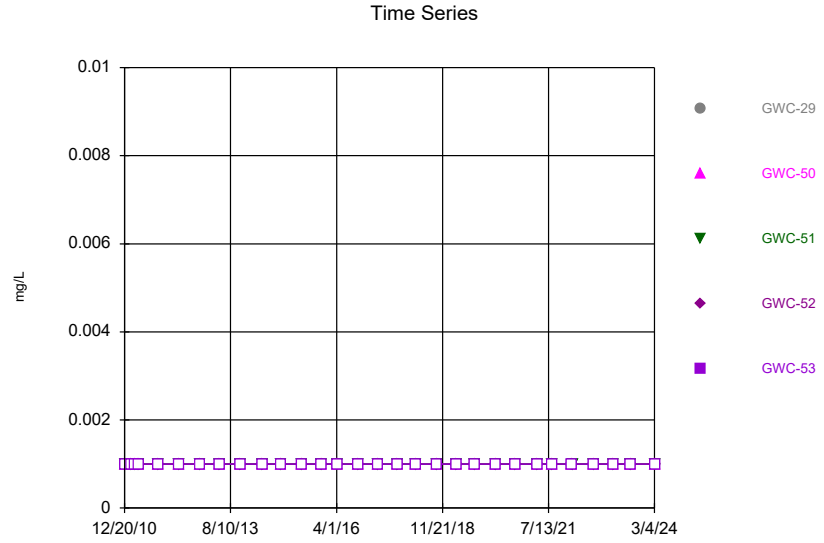

Constituent: Silver, Total Analysis Run 6/24/2024 9:53 AM
Plant Scherer Client: Southern Company Data: Scherer PAC-CCR

Sanitas™ v.10.0.19a Software licensed to . UG
Hollow symbols indicate censored values.

Time Series

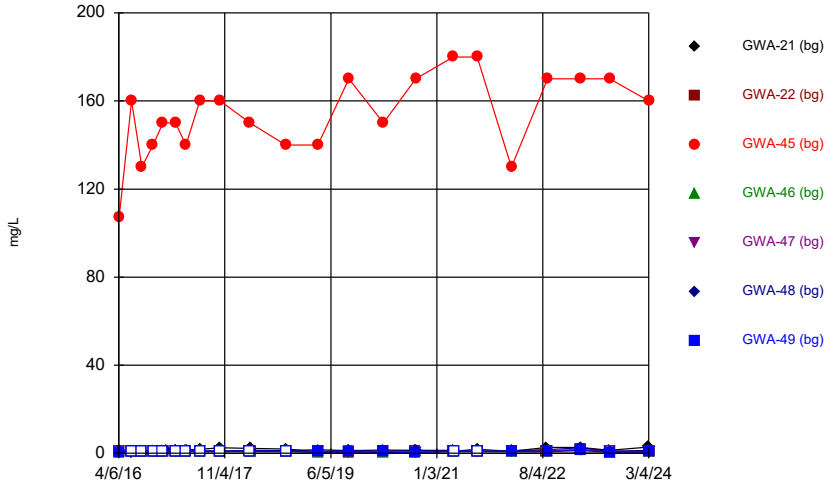

Constituent: Sulfate Analysis Run 6/24/2024 9:53 AM
Plant Scherer Client: Southern Company Data: Scherer PAC-CCR

Sanitas™ v.10.0.19a Software licensed to . UG
Hollow symbols indicate censored values.

Time Series

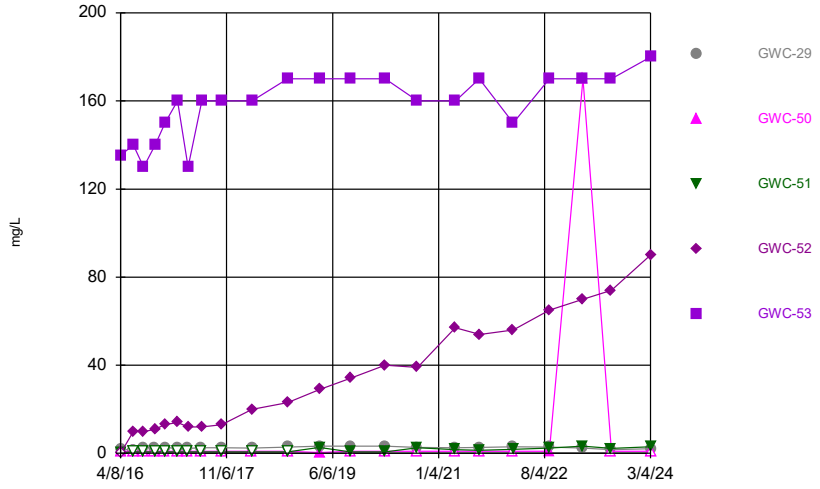

Constituent: Sulfate Analysis Run 6/24/2024 9:53 AM
Plant Scherer Client: Southern Company Data: Scherer PAC-CCR

Sanitas™ v.10.0.19a Software licensed to . UG
Hollow symbols indicate censored values.

Time Series

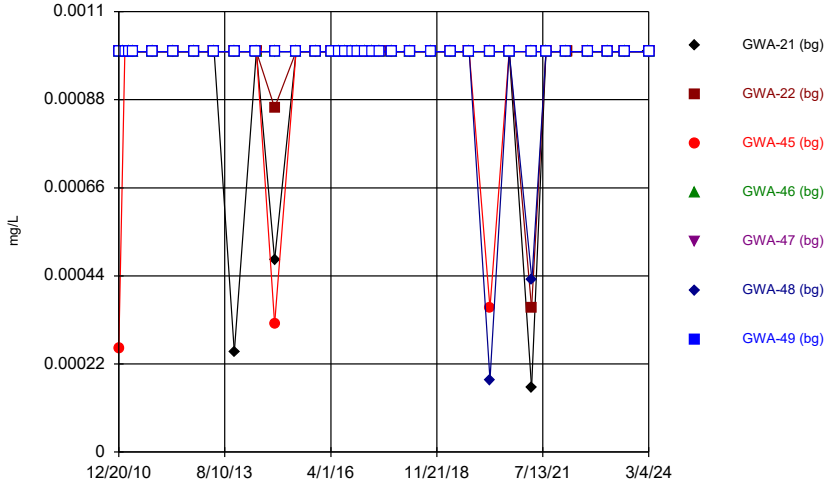

Constituent: Thallium, Total Analysis Run 6/24/2024 9:53 AM
Plant Scherer Client: Southern Company Data: Scherer PAC-CCR

Sanitas™ v.10.0.19a Software licensed to . UG
Hollow symbols indicate censored values.

Time Series

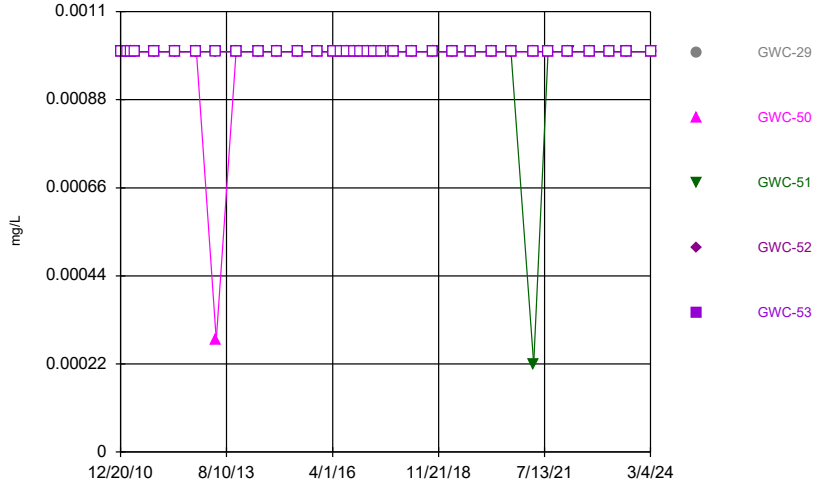

Constituent: Thallium, Total Analysis Run 6/24/2024 9:53 AM
Plant Scherer Client: Southern Company Data: Scherer PAC-CCR

Sanitas™ v.10.0.19a Software licensed to . UG
Hollow symbols indicate censored values.

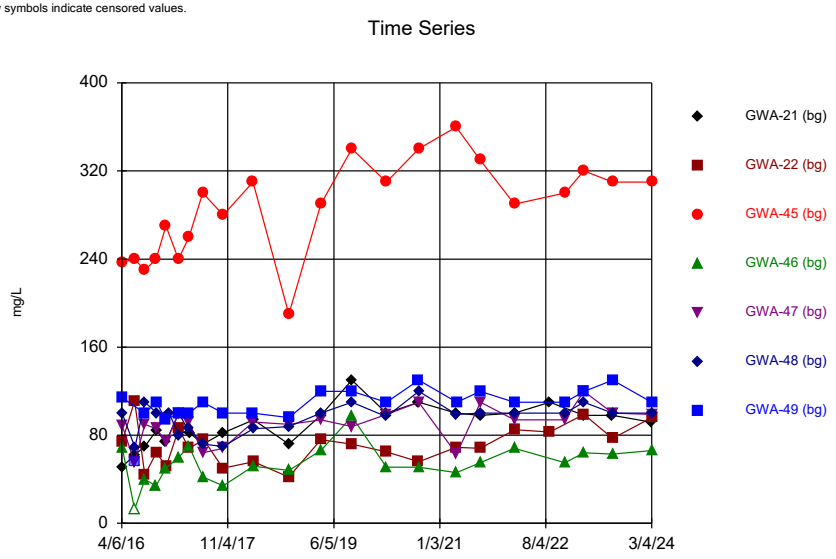

Constituent: Total Dissolved Solids Analysis Run 6/24/2024 9:53 AM
Plant Scherer Client: Southern Company Data: Scherer PAC-CCR

Sanitas™ v.10.0.19a Software licensed to . UG

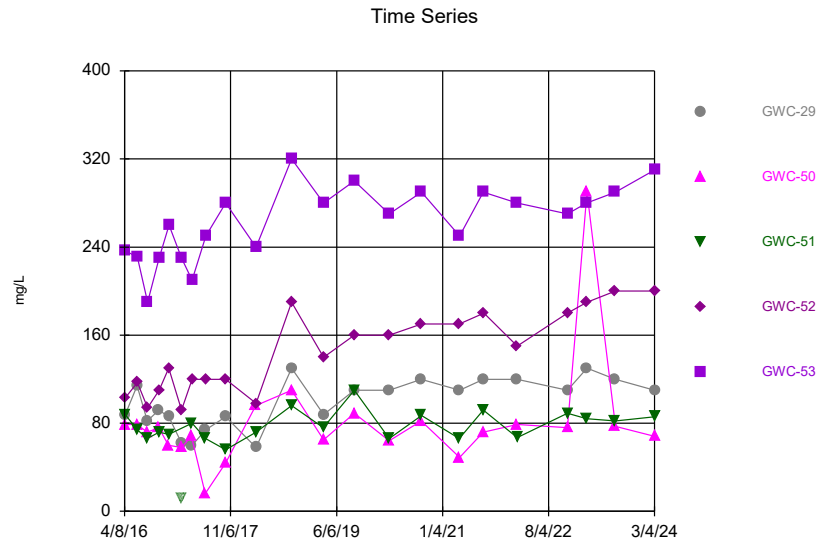

Constituent: Total Dissolved Solids Analysis Run 6/24/2024 9:53 AM
Plant Scherer Client: Southern Company Data: Scherer PAC-CCR

Sanitas™ v.10.0.19a Software licensed to . UG
Hollow symbols indicate censored values.

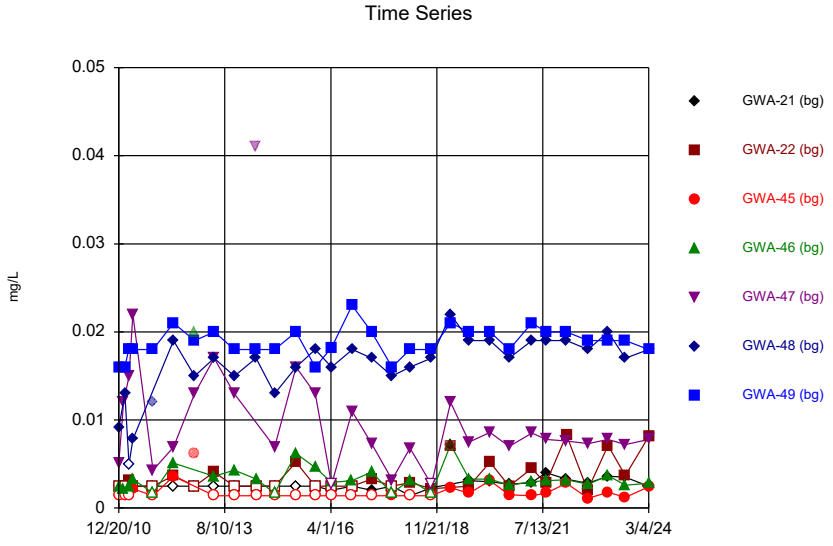

Constituent: Vanadium, Total Analysis Run 6/24/2024 9:53 AM
Plant Scherer Client: Southern Company Data: Scherer PAC-CCR

Sanitas™ v.10.0.19a Software licensed to . UG
Hollow symbols indicate censored values.

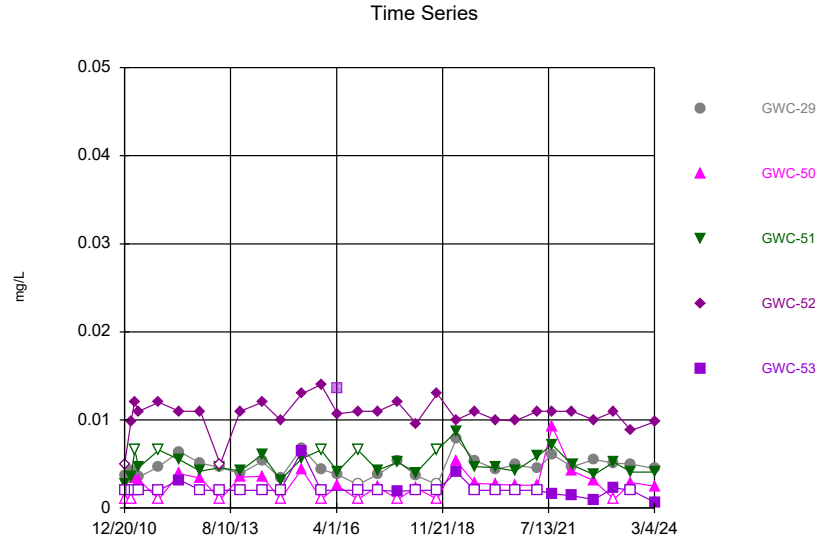

Constituent: Vanadium, Total Analysis Run 6/24/2024 9:53 AM
Plant Scherer Client: Southern Company Data: Scherer PAC-CCR

Sanitas™ v.10.0.19a Software licensed to . UG
Hollow symbols indicate censored values.

Time Series

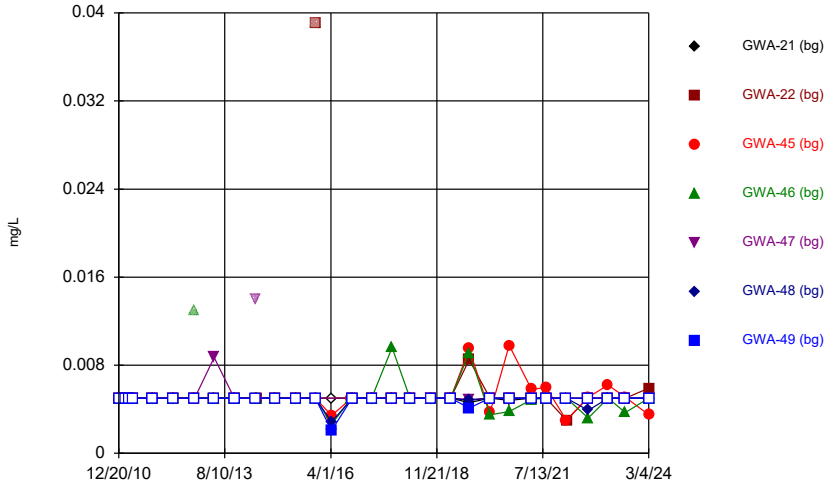

Constituent: Zinc, Total Analysis Run 6/24/2024 9:53 AM
Plant Scherer Client: Southern Company Data: Scherer PAC-CCR

Sanitas™ v.10.0.19a Software licensed to . UG
Hollow symbols indicate censored values.

Time Series

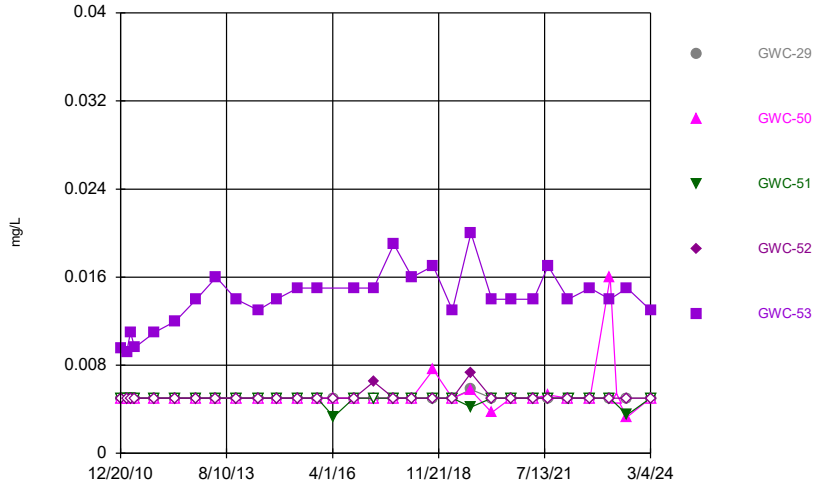

Constituent: Zinc, Total Analysis Run 6/24/2024 9:53 AM
Plant Scherer Client: Southern Company Data: Scherer PAC-CCR

Time Series

Constituent: Antimony, Total (mg/L) Analysis Run 6/24/2024 9:54 AM

Plant Scherer Client: Southern Company Data: Scherer PAC-CCR

	GWA-21 (bg)	GWA-22 (bg)	GWA-45 (bg)	GWA-46 (bg)	GWA-47 (bg)	GWA-48 (bg)	GWA-49 (bg)
12/20/2010			<0.002	<0.002	<0.002		
12/21/2010						<0.002	<0.002
12/22/2010	<0.002	<0.002					
2/1/2011				<0.002	<0.002		
2/14/2011	<0.002	<0.002	<0.002			<0.002	<0.002
3/21/2011			<0.002	<0.002			<0.002
3/22/2011	<0.002	<0.002					
3/23/2011					<0.002	<0.002	
4/26/2011	<0.002	<0.002	<0.002	<0.002			<0.002
4/27/2011					<0.002	<0.002	
10/25/2011						<0.002	
10/26/2011			<0.002		<0.002		<0.002
10/27/2011	<0.002	<0.002		<0.002			
5/1/2012	<0.002	<0.002	<0.002		<0.002	<0.002	
5/2/2012				<0.002			<0.002
11/8/2012	<0.002	<0.002	<0.002	<0.002	<0.002	<0.002	<0.002
5/7/2013	<0.002	<0.002		<0.002	<0.002	<0.002	
5/8/2013			<0.002				<0.002
11/4/2013	<0.002	<0.002	<0.002	<0.002			
11/5/2013					<0.002	<0.002	<0.002
5/23/2014					<0.002	<0.002	<0.002
5/24/2014	<0.002	<0.002	<0.002	<0.002			
11/7/2014			<0.002	<0.002	<0.002	<0.002	<0.002
11/8/2014	<0.002	<0.002					
5/20/2015			<0.002	<0.002			
5/21/2015	<0.002	<0.002			<0.002	<0.002	<0.002
11/12/2015					<0.002	<0.002	<0.002
11/13/2015	<0.002	<0.002	<0.002	<0.002			
4/6/2016	<0.002						
4/7/2016			<0.002	<0.002		<0.002	<0.002
4/8/2016		<0.002 (D)			<0.002 (D)		
6/14/2016	<0.002	<0.002	<0.002	0.0004 (J)	<0.002		<0.002
6/17/2016						<0.002	
8/9/2016		<0.002	<0.002	<0.002	<0.002		<0.002
8/10/2016	0.001 (J)					<0.002	
10/10/2016			<0.002	<0.002			
10/11/2016	<0.002	<0.002			<0.002		<0.002
10/14/2016						<0.002	
12/2/2016	<0.002		<0.002	<0.002			<0.002
12/5/2016		<0.002			<0.002		
12/19/2016						<0.002	
2/9/2017			<0.002				<0.002
2/10/2017	<0.002	<0.002		<0.002	<0.002		
2/13/2017						<0.002	
4/7/2017		<0.002	<0.002	<0.002	<0.002	<0.002	<0.002
4/10/2017	<0.002						
6/22/2017			<0.002		<0.002	<0.002	<0.002
6/23/2017	<0.002			<0.002			
6/26/2017		<0.002					
10/9/2017	<0.002	<0.002					
10/10/2017			<0.002	<0.002	<0.002	<0.002	<0.002
3/22/2018			<0.002 (D)		<0.002		<0.002

ND substitution: RL or RL/2 if <15% NDs.

Time Series

Constituent: Antimony, Total (mg/L) Analysis Run 6/24/2024 9:54 AM

Plant Scherer Client: Southern Company Data: Scherer PAC-CCR

	GWA-21 (bg)	GWA-22 (bg)	GWA-45 (bg)	GWA-46 (bg)	GWA-47 (bg)	GWA-48 (bg)	GWA-49 (bg)
3/23/2018				<0.002		<0.002	
3/26/2018	<0.002	<0.002 (D)					
10/3/2018	<0.002	<0.002	<0.002			<0.002	<0.002
10/4/2018				<0.002			
10/5/2018					<0.002		
3/27/2019	<0.002	<0.002	<0.002	<0.002	<0.002	<0.002	<0.002
9/12/2019	<0.002	<0.002	<0.002	<0.002	<0.002	<0.002	<0.002
3/19/2020	<0.002	<0.002	<0.002	<0.002		<0.002	<0.002
3/20/2020					<0.002		
9/10/2020	<0.002	<0.002					<0.002
9/11/2020			<0.002	<0.002	<0.002	<0.002	
4/2/2021	<0.002	<0.002	<0.002				
4/5/2021				<0.002	<0.002	<0.002	
4/6/2021							<0.002
8/12/2021	<0.002	<0.002	<0.002	<0.002		<0.002	<0.002
8/13/2021					<0.002		
2/14/2022	<0.002		<0.002	<0.002	<0.002	<0.002	<0.002
2/15/2022		<0.002					
8/26/2022	<0.002	<0.002					
8/30/2022							<0.002
8/31/2022			<0.002	<0.002	0.00059 (J)	0.00089 (J)	
2/28/2023	<0.002	<0.002	<0.002	<0.002	<0.002	<0.002	
3/1/2023							<0.002
8/2/2023	<0.002						
8/3/2023		<0.002	<0.002	<0.002	<0.002	<0.002	<0.002
2/29/2024	<0.002						
3/4/2024		<0.002	<0.002	<0.002	<0.002	<0.002	<0.002

ND substitution: RL or RL/2 if <15% NDs.

Time Series

Constituent: Antimony, Total (mg/L) Analysis Run 6/24/2024 9:54 AM

Plant Scherer Client: Southern Company Data: Scherer PAC-CCR

	GWC-29	GWC-50	GWC-51	GWC-52	GWC-53
12/20/2010					<0.002
12/21/2010				<0.002	
12/22/2010	<0.002	<0.002	<0.002		
2/14/2011					<0.002
2/15/2011	<0.002	<0.002	<0.002	<0.002	
3/21/2011				<0.002	<0.002
3/22/2011	<0.002	<0.002	<0.002		
4/27/2011	<0.002	<0.002	<0.002		<0.002
4/28/2011				<0.002	
10/26/2011	<0.002	<0.002	<0.002	<0.002	<0.002
5/1/2012				<0.002	<0.002
5/2/2012	<0.002	<0.002	<0.002		
11/8/2012	<0.002	<0.002	<0.002		
11/9/2012				<0.002	<0.002
5/8/2013	<0.002	<0.002	<0.002	<0.002	<0.002
11/4/2013	<0.002	<0.002	<0.002	<0.002	<0.002
5/24/2014	<0.002	<0.002	<0.002	<0.002	<0.002
11/7/2014	<0.002		<0.002	<0.002	<0.002
11/8/2014		<0.002			
5/20/2015					<0.002
5/22/2015	<0.002	<0.002	<0.002	<0.002	
11/13/2015	<0.002	<0.002	<0.002	<0.002	<0.002
4/8/2016					<0.002 (D)
4/11/2016	<0.002	<0.002	<0.002	<0.002	
6/15/2016	<0.002	<0.002			
6/16/2016			<0.002	<0.002	<0.002
8/10/2016	<0.002	<0.002	<0.002		
8/11/2016				<0.002	<0.002
10/11/2016	<0.002	<0.002			
10/13/2016			<0.002	<0.002	<0.002
12/2/2016		<0.002			
12/5/2016	<0.002		<0.002	<0.002	
12/6/2016					<0.002
2/13/2017	<0.002	<0.002	<0.002	<0.002	<0.002
4/7/2017		<0.002			
4/10/2017	<0.002		<0.002		
4/11/2017				<0.002	<0.002
6/22/2017		<0.002			
6/23/2017	<0.002		<0.002		
6/24/2017				<0.002	<0.002
10/10/2017	<0.002	<0.002			
10/11/2017			<0.002	<0.002	<0.002
3/23/2018		<0.002			
3/26/2018	<0.002		<0.002	<0.002	<0.002
10/4/2018	<0.002	<0.002	<0.002	<0.002	<0.002
3/27/2019			<0.002		
3/28/2019	<0.002	<0.002		<0.002	<0.002
9/12/2019	<0.002	<0.002	<0.002	<0.002	<0.002
3/19/2020	<0.002	<0.002	<0.002	<0.002	<0.002
9/10/2020	<0.002	<0.002			
9/11/2020			<0.002	<0.002	<0.002
4/5/2021			<0.002	<0.002	

ND substitution: RL or RL/2 if <15% NDs.

Time Series

Constituent: Antimony, Total (mg/L) Analysis Run 6/24/2024 9:54 AM

Plant Scherer Client: Southern Company Data: Scherer PAC-CCR

	GWC-29	GWC-50	GWC-51	GWC-52	GWC-53
4/6/2021	<0.002	<0.002			<0.002
8/13/2021	<0.002	<0.002	<0.002		<0.002
8/17/2021				<0.002	
2/14/2022	<0.002	<0.002		<0.002	<0.002
2/15/2022			<0.002		
8/31/2022	<0.002	<0.002	0.00087 (J)	<0.002	<0.002
2/28/2023			<0.002		<0.002
3/1/2023	<0.002	<0.002		<0.002	
8/3/2023	<0.002	<0.002	<0.002	<0.002	<0.002
3/4/2024	<0.002	<0.002	<0.002	<0.002	<0.002

ND substitution: RL or RL/2 if <15% NDs.

Time Series

Constituent: Arsenic, Total (mg/L) Analysis Run 6/24/2024 9:54 AM

Plant Scherer Client: Southern Company Data: Scherer PAC-CCR

	GWA-21 (bg)	GWA-22 (bg)	GWA-45 (bg)	GWA-46 (bg)	GWA-47 (bg)	GWA-48 (bg)	GWA-49 (bg)
12/20/2010			<0.001	<0.001	<0.001		
12/21/2010						<0.001	<0.001
12/22/2010	<0.001	<0.001					
2/1/2011				<0.001	<0.001		
2/14/2011	<0.001	<0.001	<0.001			<0.001	<0.001
3/21/2011			<0.001	<0.001			<0.001
3/22/2011	<0.001	<0.001					
3/23/2011					<0.001	<0.001	
4/26/2011	<0.001	<0.001	<0.001	<0.001			<0.001
4/27/2011					<0.001	<0.001	
10/25/2011						<0.001	
10/26/2011			<0.001		<0.001		<0.001
10/27/2011	<0.001	<0.001		<0.001			
5/1/2012	<0.001	<0.001	<0.001		<0.001	<0.001	
5/2/2012				<0.001			<0.001
11/8/2012	<0.001	<0.001	<0.001	<0.001	<0.001	<0.001	<0.001
5/7/2013	<0.001	<0.001		<0.001	<0.001	<0.001	
5/8/2013			<0.001				<0.001
11/4/2013	<0.001	<0.001	<0.001	<0.001			
11/5/2013					<0.001	<0.001	<0.001
5/23/2014					<0.001	<0.001	<0.001
5/24/2014	<0.001	<0.001	<0.001	<0.001			
11/7/2014			<0.001	<0.001	<0.001	<0.001	<0.001
11/8/2014	<0.001	<0.001					
5/20/2015			<0.001	<0.001			
5/21/2015	<0.001	<0.001			<0.001	<0.001	<0.001
11/12/2015					<0.001	<0.001	<0.001
11/13/2015	<0.001	<0.001	<0.001	<0.001			
4/6/2016	<0.001						
4/7/2016			<0.001	<0.001		<0.001	<0.001
6/14/2016	<0.001	<0.001	<0.001	<0.001	<0.001		<0.001
6/17/2016						<0.001	
8/9/2016		<0.001	<0.001	<0.001	<0.001		0.00053
8/10/2016	<0.001					<0.001	
10/10/2016			<0.001	<0.001			
10/11/2016	<0.001	<0.001			<0.001		<0.001
10/14/2016						<0.001	
12/2/2016	<0.001		<0.001	<0.001			<0.001
12/5/2016		<0.001			<0.001		
12/19/2016						<0.001	
2/9/2017			<0.001				<0.001
2/10/2017	<0.001	<0.001		<0.001	<0.001		
2/13/2017						<0.001	
4/7/2017		<0.001	<0.001	<0.001	<0.001	<0.001	<0.001
4/10/2017	<0.001						
6/22/2017			<0.001		<0.001	<0.001	<0.001
6/23/2017	<0.001			<0.001			
6/26/2017		<0.001					
10/9/2017	<0.001	<0.001					
10/10/2017			0.0015	<0.001	<0.001	<0.001	<0.001
3/22/2018			<0.001 (D)		<0.001		<0.001
3/23/2018				<0.001		<0.001	

ND substitution: RL or RL/2 if <15% NDs.

Time Series

Constituent: Arsenic, Total (mg/L) Analysis Run 6/24/2024 9:54 AM

Plant Scherer Client: Southern Company Data: Scherer PAC-CCR

	GWA-21 (bg)	GWA-22 (bg)	GWA-45 (bg)	GWA-46 (bg)	GWA-47 (bg)	GWA-48 (bg)	GWA-49 (bg)
3/26/2018	<0.001	<0.001 (D)					
10/3/2018	<0.001	<0.001	<0.001			<0.001	<0.001
10/4/2018				<0.001			
10/5/2018					<0.001		
3/27/2019	<0.001	<0.001	<0.001	<0.001	<0.001	<0.001	<0.001
9/12/2019	<0.001	<0.001	<0.001	<0.001	<0.001	<0.001	<0.001
3/19/2020	<0.001	<0.001	<0.001	<0.001		<0.001	<0.001
3/20/2020					<0.001		
9/10/2020	<0.001	<0.001					<0.001
9/11/2020			<0.001	<0.001	<0.001	<0.001	
4/2/2021	<0.001	<0.001	<0.001				
4/5/2021				<0.001	<0.001	0.00031 (J)	
4/6/2021							<0.001
8/12/2021	<0.001	<0.001	<0.001	<0.001		<0.001	<0.001
8/13/2021					<0.001		
2/14/2022	<0.001		<0.001	<0.001	<0.001	<0.001	<0.001
2/15/2022		<0.001					
8/26/2022	<0.001	<0.001					
8/30/2022							<0.001
8/31/2022			<0.001	<0.001	<0.001	<0.001	
2/28/2023	<0.001	<0.001	0.00035 (J)	<0.001	<0.001	<0.001	
3/1/2023							<0.001
8/2/2023	<0.001						
8/3/2023		<0.001	<0.001	<0.001	<0.001	<0.001	<0.001
2/29/2024	<0.001						
3/4/2024		<0.001	<0.001	<0.001	<0.001	<0.001	<0.001

ND substitution: RL or RL/2 if <15% NDs.

Time Series

Constituent: Arsenic, Total (mg/L) Analysis Run 6/24/2024 9:54 AM

Plant Scherer Client: Southern Company Data: Scherer PAC-CCR

	GWC-29	GWC-50	GWC-51	GWC-52	GWC-53
12/20/2010					<0.001
12/21/2010				<0.001	
12/22/2010	<0.001	<0.001	<0.001		
2/14/2011					<0.001
2/15/2011	<0.001	<0.001	<0.001	<0.001	
3/21/2011				<0.001	<0.001
3/22/2011	<0.001	<0.001	<0.001		
4/27/2011	<0.001	<0.001	<0.001		<0.001
4/28/2011				<0.001	
10/26/2011	<0.001	<0.001	<0.001	<0.001	<0.001
5/1/2012				<0.001	<0.001
5/2/2012	<0.001	<0.001	<0.001		
11/8/2012	<0.001	<0.001	<0.001		
11/9/2012				<0.001	<0.001
5/8/2013	<0.001	<0.001	<0.001	<0.001	<0.001
11/4/2013	<0.001	<0.001	<0.001	<0.001	<0.001
5/24/2014	<0.001	<0.001	<0.001	<0.001	<0.001
11/7/2014	<0.001		<0.001	<0.001	<0.001
11/8/2014		<0.001			
5/20/2015					<0.001
5/22/2015	<0.001	<0.001	<0.001	<0.001	
11/13/2015	<0.001	<0.001	<0.001	<0.001	<0.001
4/11/2016	<0.001	<0.001	<0.001	<0.001	
6/15/2016	<0.001	<0.001			
6/16/2016			<0.001	<0.001	<0.001
8/10/2016	<0.001	<0.001	<0.001		
8/11/2016				<0.001	<0.001
10/11/2016	<0.001	<0.001			
10/13/2016			<0.001	<0.001	<0.001
12/2/2016		<0.001			
12/5/2016	<0.001		<0.001	<0.001	
12/6/2016					<0.001
2/13/2017	<0.001	<0.001	<0.001	<0.001	0.0011
4/7/2017		0.00052			
4/10/2017	<0.001		<0.001		
4/11/2017				<0.001	<0.001
6/22/2017		<0.001			
6/23/2017	<0.001		<0.001		
6/24/2017				<0.001	<0.001
10/10/2017	0.0013	<0.001			
10/11/2017			<0.001	<0.001	<0.001
3/23/2018		<0.001			
3/26/2018	<0.001		<0.001	<0.001	<0.001
10/4/2018	<0.001	<0.001	<0.001	<0.001	<0.001
3/27/2019			<0.001		
3/28/2019	<0.001	<0.001		<0.001	<0.001
9/12/2019	<0.001	<0.001	<0.001	<0.001	<0.001
3/19/2020	<0.001	<0.001	<0.001	<0.001	<0.001
9/10/2020	<0.001	<0.001			
9/11/2020			<0.001	<0.001	<0.001
4/5/2021			<0.001	<0.001	
4/6/2021	<0.001	<0.001			<0.001

ND substitution: RL or RL/2 if <15% NDs.

Time Series

Constituent: Arsenic, Total (mg/L) Analysis Run 6/24/2024 9:54 AM

Plant Scherer Client: Southern Company Data: Scherer PAC-CCR

	GWC-29	GWC-50	GWC-51	GWC-52	GWC-53
8/13/2021	<0.001	<0.001	<0.001		<0.001
8/17/2021				<0.001	
2/14/2022	<0.001	<0.001		<0.001	<0.001
2/15/2022			<0.001		
8/31/2022	<0.001	<0.001	<0.001	<0.001	<0.001
2/28/2023			<0.001		<0.001
3/1/2023	<0.001	<0.001		0.00031 (J)	
8/3/2023	<0.001	<0.001	<0.001	<0.001	<0.001
3/4/2024	<0.001	<0.001	<0.001	<0.001	<0.001

ND substitution: RL or RL/2 if <15% NDs.

Time Series

Constituent: Barium, Total (mg/L) Analysis Run 6/24/2024 9:54 AM

Plant Scherer Client: Southern Company Data: Scherer PAC-CCR

	GWA-21 (bg)	GWA-22 (bg)	GWA-45 (bg)	GWA-46 (bg)	GWA-47 (bg)	GWA-48 (bg)	GWA-49 (bg)
12/20/2010			0.024 (J)	0.019 (J)	0.029 (J)		
12/21/2010						0.055 (O)	0.021 (J)
12/22/2010	0.026 (J)	0.028 (J)					
2/1/2011				0.017 (J)	0.038 (J)		
2/14/2011	0.022 (J)	0.025 (J)	0.023 (J)			0.05 (O)	0.021 (J)
3/21/2011			0.021 (J)	0.019 (J)			0.021 (J)
3/22/2011	0.02 (J)	0.029 (J)					
3/23/2011					0.045 (J)	0.031 (J)	
4/26/2011	0.019 (J)	0.031 (J)	0.019 (J)	0.02 (J)			0.021 (J)
4/27/2011					0.043 (J)	0.015 (J)	
10/25/2011						0.02	
10/26/2011			0.023		0.023		0.019
10/27/2011	0.021	0.027		0.018			
5/1/2012	0.017	0.022	0.014		0.021	0.017	
5/2/2012				0.017			0.018
11/8/2012	0.023	0.024	0.034	0.048 (O)	0.038	0.012	0.018
5/7/2013	0.021	0.027		0.02	0.042	0.022	
5/8/2013			0.016				0.017
11/4/2013	0.018	0.024	0.014	0.019			
11/5/2013					0.039	0.012	0.019
5/23/2014					0.088 (O)	0.02	0.021
5/24/2014	0.022	0.025	0.027	0.019			
11/7/2014			0.03	0.019	0.027	0.012	0.019
11/8/2014	0.02	0.023					
5/20/2015			0.029	0.018			
5/21/2015	0.022	0.023			0.036	0.011	0.02
11/12/2015					0.038	0.012	0.019
11/13/2015	0.025	0.023	0.041	0.02			
4/6/2016	0.0239						
4/7/2016			0.0381	0.0207		0.0116	0.0201
4/8/2016		0.0244			0.0261		
6/14/2016	0.021	0.023	0.034	0.019	0.023		0.017
6/17/2016						0.012	
8/9/2016		0.026	0.032	0.017	0.026		0.017
8/10/2016	0.019					0.012	
10/10/2016			0.037	0.02			
10/11/2016	0.02	0.022			0.03		0.02
10/14/2016						0.016	
12/2/2016	0.022		0.038	0.02			0.02
12/5/2016		0.025			0.026		
12/19/2016						0.012	
2/9/2017			0.048				0.018
2/10/2017	0.03	0.026		0.018	0.023		
2/13/2017						0.017	
4/7/2017		0.021	0.045	0.02	0.024	0.011	0.018
4/10/2017	0.025						
6/22/2017			0.049		0.025	0.014	0.02
6/23/2017	0.026			0.021			
6/26/2017		0.028					
10/9/2017	0.025	0.021					
10/10/2017			0.044	0.018	0.022	0.012	0.02
3/22/2018			0.0495 (D)		0.024		0.018

Time Series

Constituent: Barium, Total (mg/L) Analysis Run 6/24/2024 9:54 AM

Plant Scherer Client: Southern Company Data: Scherer PAC-CCR

	GWA-21 (bg)	GWA-22 (bg)	GWA-45 (bg)	GWA-46 (bg)	GWA-47 (bg)	GWA-48 (bg)	GWA-49 (bg)
3/23/2018				0.02		0.012	
3/26/2018	0.026	0.022 (D)					
10/3/2018	0.00049 (O)	0.022	0.042			0.012	0.018
10/4/2018				0.019			
10/5/2018					0.026		
3/27/2019	0.024	0.022	0.057	0.021	0.026	0.013	0.019
9/12/2019	0.025	0.023	0.1 (L)	0.022	0.028	0.016	0.022
12/2/2019			0.11 (RL)				
3/19/2020	0.027	0.024	0.11 (L)	0.023		0.02	0.02
3/20/2020					0.029		
9/10/2020	0.023	0.022					0.02
9/11/2020			0.15 (L)	0.022	0.026	0.013	
4/2/2021	0.02	0.023	0.11 (L)				
4/5/2021				0.022	0.028	0.015	
4/6/2021							0.02
8/12/2021	0.023	0.024	0.091	0.023		0.013	0.024
8/13/2021					0.026		
2/14/2022	0.024		0.077	0.024	0.029	0.014	0.022
2/15/2022		0.032					
8/26/2022	0.026	0.021					
8/30/2022							0.021
8/31/2022			0.065	0.022	0.031	0.016	
2/28/2023	0.022	0.02	0.056	0.022	0.027	0.014	
3/1/2023							0.019
8/2/2023	0.018						
8/3/2023		0.018	0.055	0.021	0.027	0.013	0.02
2/29/2024	0.021						
3/4/2024		0.022	0.057	0.022	0.032	0.015	0.019

Time Series

Constituent: Barium, Total (mg/L) Analysis Run 6/24/2024 9:54 AM

Plant Scherer Client: Southern Company Data: Scherer PAC-CCR

	GWC-29	GWC-50	GWC-51	GWC-52	GWC-53
12/20/2010					0.11
12/21/2010				0.01 (J)	
12/22/2010	0.016 (J)	0.011 (J)	0.011 (J)		
2/14/2011					<0.1
2/15/2011	0.016 (J)	0.013 (J)	0.013 (J)	0.0086 (J)	
3/21/2011				0.009 (J)	<0.1
3/22/2011	0.014 (J)	0.01 (J)	0.01 (J)		
4/27/2011	0.016 (J)	0.011 (J)	0.011 (J)		0.091 (J)
4/28/2011				0.012 (J)	
10/26/2011	0.015	0.013	0.0099 (J)	0.0093 (J)	0.1
5/1/2012				0.0048 (J)	0.095
5/2/2012	0.012	0.0084 (J)	0.0085 (J)		
11/8/2012	0.015	0.012	<0.01		
11/9/2012				0.0091 (J)	0.093
5/8/2013	0.014	0.013	0.0094 (J)	0.0096 (J)	0.077
11/4/2013	0.016	0.012	0.0094 (J)	0.012	0.083
5/24/2014	0.015	0.012	0.0094 (J)	0.011	0.07
11/7/2014	0.016		0.0094 (J)	0.011	0.065
11/8/2014		0.01			
5/20/2015					0.058
5/22/2015	0.015	0.011	0.0092 (J)	0.011	
11/13/2015	0.016	0.011	0.0095 (J)	0.011	0.058
4/8/2016					0.0619
4/11/2016	0.0167	0.0132	0.0105	0.012	
6/15/2016	0.015	0.011			
6/16/2016			0.0089 (J)	0.011	0.052
8/10/2016	0.015	0.012	0.0082		
8/11/2016				0.012	0.044
10/11/2016	0.017	0.012			
10/13/2016			0.0088	0.012	0.049
12/2/2016		0.012			
12/5/2016	0.017		0.01	0.013	
12/6/2016					0.047
2/13/2017	0.016	0.013	0.0097	0.012	0.05
4/7/2017		0.01			
4/10/2017	0.015		0.0082		
4/11/2017				0.012	0.053
6/22/2017		0.012			
6/23/2017	0.017		0.01		
6/24/2017				0.013	0.054
10/10/2017	0.016	0.011			
10/11/2017			0.0092	0.012	0.05
3/23/2018		0.011			
3/26/2018	0.015		0.0094	0.013	0.05
10/4/2018	0.018	0.012	0.0093	0.013	0.042
3/27/2019			0.011		
3/28/2019	0.017	0.012		0.014	0.045
9/12/2019	0.019	0.013	0.011	0.017	0.043
3/19/2020	0.019	0.013	0.011	0.018	0.047
9/10/2020	0.02	0.013			
9/11/2020			0.01	0.017	0.044
4/5/2021			0.01	0.019	

ND substitution: RL or RL/2 if <15% NDs.

Time Series

Constituent: Barium, Total (mg/L) Analysis Run 6/24/2024 9:54 AM

Plant Scherer Client: Southern Company Data: Scherer PAC-CCR

	GWC-29	GWC-50	GWC-51	GWC-52	GWC-53
4/6/2021	0.018	0.013			0.041
8/13/2021	0.021	0.029	0.019		0.038
8/17/2021				0.02	
2/14/2022	0.02	0.018		0.021	0.042
2/15/2022			0.011		
8/31/2022	0.025	0.015	0.011	0.022	0.036
2/28/2023			0.01		0.039
3/1/2023	0.02	0.038		0.023	
8/3/2023	0.019	0.013	0.011	0.021	0.033
3/4/2024	0.025	0.014	0.011	0.025	0.036

Time Series

Constituent: Beryllium, Total (mg/L) Analysis Run 6/24/2024 9:54 AM

Plant Scherer Client: Southern Company Data: Scherer PAC-CCR

	GWA-21 (bg)	GWA-22 (bg)	GWA-45 (bg)	GWA-46 (bg)	GWA-47 (bg)	GWA-48 (bg)	GWA-49 (bg)
12/20/2010			<0.0025	<0.0025	<0.0025		
12/21/2010						<0.0025	<0.0025
12/22/2010	<0.0025	<0.0025					
2/1/2011				<0.0025	<0.0025		
2/14/2011	<0.0025	<0.0025	<0.0025			<0.0025	<0.0025
3/21/2011			<0.0025	<0.0025			<0.0025
3/22/2011	<0.0025	<0.0025					
3/23/2011					<0.0025	<0.0025	
4/26/2011	<0.0025	<0.0025	<0.0025	<0.0025			<0.0025
4/27/2011					<0.0025	<0.0025	
10/25/2011						<0.0025	
10/26/2011			<0.0025		<0.0025		<0.0025
10/27/2011	<0.0025	<0.0025		<0.0025			
5/1/2012	<0.0025	<0.0025	<0.0025		<0.0025	<0.0025	
5/2/2012				<0.0025			<0.0025
11/8/2012	<0.0025	<0.0025	<0.0025	<0.0025	<0.0025	<0.0025	<0.0025
5/7/2013	<0.0025	<0.0025		<0.0025	<0.0025	<0.0025	
5/8/2013			<0.0025				<0.0025
11/4/2013	<0.0025	<0.0025	<0.0025	<0.0025			
11/5/2013					<0.0025	<0.0025	<0.0025
5/23/2014					<0.0025	<0.0025	<0.0025
5/24/2014	<0.0025	<0.0025	<0.0025	<0.0025			
11/7/2014			<0.0025	<0.0025	<0.0025	<0.0025	<0.0025
11/8/2014	<0.0025	<0.0025					
5/20/2015			<0.0025	<0.0025			
5/21/2015	<0.0025	<0.0025			<0.0025	<0.0025	<0.0025
11/12/2015					<0.0025	<0.0025	<0.0025
11/13/2015	<0.0025	<0.0025	<0.0025	<0.0025			
4/6/2016	<0.0025						
4/7/2016			<0.0025	<0.0025		<0.0025	<0.0025
4/8/2016		<0.0025			<0.0025		
6/14/2016	<0.0025	<0.0025	<0.0025	<0.0025	<0.0025		<0.0025
6/17/2016						<0.0025	
8/9/2016		<0.0025	<0.0025	<0.0025	<0.0025		<0.0025
8/10/2016	<0.0025					<0.0025	
10/10/2016			<0.0025	<0.0025			
10/11/2016	<0.0025	<0.0025			<0.0025		<0.0025
10/14/2016						<0.0025	
12/2/2016	<0.0025		<0.0025	<0.0025			<0.0025
12/5/2016		<0.0025			<0.0025		
12/19/2016						<0.0025	
2/9/2017			<0.0025				<0.0025
2/10/2017	<0.0025	<0.0025		<0.0025	<0.0025		
2/13/2017						<0.0025	
4/7/2017		<0.0025	<0.0025	<0.0025	<0.0025	<0.0025	<0.0025
4/10/2017	<0.0025						
6/22/2017			<0.0025		<0.0025	<0.0025	<0.0025
6/23/2017	<0.0025			<0.0025			
6/26/2017		<0.0025					
10/9/2017	<0.0025	<0.0025					
10/10/2017			<0.0025	<0.0025	<0.0025	<0.0025	<0.0025
3/22/2018			<0.0025 (D)		<0.0025		<0.0025

ND substitution: RL or RL/2 if <15% NDs.

Time Series

Constituent: Beryllium, Total (mg/L) Analysis Run 6/24/2024 9:54 AM

Plant Scherer Client: Southern Company Data: Scherer PAC-CCR

	GWA-21 (bg)	GWA-22 (bg)	GWA-45 (bg)	GWA-46 (bg)	GWA-47 (bg)	GWA-48 (bg)	GWA-49 (bg)
3/23/2018				<0.0025		<0.0025	
3/26/2018	<0.0025	<0.0025 (D)					
10/3/2018	<0.0025	<0.0025	<0.0025			<0.0025	<0.0025
10/4/2018				<0.0025			
10/5/2018					<0.0025		
3/27/2019	<0.0025	<0.0025	<0.0025	<0.0025	<0.0025	<0.0025	<0.0025
9/12/2019	<0.0025	<0.0025	<0.0025	<0.0025	<0.0025	<0.0025	<0.0025
3/19/2020	<0.0025	<0.0025	<0.0025	<0.0025		<0.0025	<0.0025
3/20/2020					<0.0025		
9/10/2020	<0.0025	<0.0025					<0.0025
9/11/2020			<0.0025	<0.0025	<0.0025	<0.0025	
4/2/2021	<0.0025	0.00019 (J)	<0.0025				
4/5/2021				<0.0025	<0.0025	<0.0025	
4/6/2021							<0.0025
8/12/2021	<0.0025	<0.0025	<0.0025	<0.0025		<0.0025	<0.0025
8/13/2021					<0.0025		
2/14/2022	<0.0025		<0.0025	<0.0025	<0.0025	<0.0025	<0.0025
2/15/2022		<0.0025					
8/26/2022	<0.0025	<0.0025					
8/30/2022							<0.0025
8/31/2022			<0.0025	<0.0025	<0.0025	<0.0025	
2/28/2023	<0.0025	<0.0025	<0.0025	<0.0025	<0.0025	<0.0025	
3/1/2023							<0.0025
8/2/2023	<0.0025						
8/3/2023		<0.0025	<0.0025	<0.0025	<0.0025	<0.0025	<0.0025
2/29/2024	<0.0025						
3/4/2024		<0.0025	<0.0025	<0.0025	<0.0025	<0.0025	<0.0025

ND substitution: RL or RL/2 if <15% NDs.

Time Series

Constituent: Beryllium, Total (mg/L) Analysis Run 6/24/2024 9:54 AM

Plant Scherer Client: Southern Company Data: Scherer PAC-CCR

	GWC-29	GWC-50	GWC-51	GWC-52	GWC-53
12/20/2010					<0.0025
12/21/2010				<0.0025	
12/22/2010	<0.0025	<0.0025	<0.0025		
2/14/2011					<0.0025
2/15/2011	<0.0025	<0.0025	<0.0025	<0.0025	
3/21/2011				<0.0025	<0.0025
3/22/2011	<0.0025	<0.0025	<0.0025		
4/27/2011	<0.0025	<0.0025	<0.0025		<0.0025
4/28/2011				<0.0025	
10/26/2011	<0.0025	<0.0025	<0.0025	<0.0025	<0.0025
5/1/2012				<0.0025	<0.0025
5/2/2012	<0.0025	<0.0025	<0.0025		
11/8/2012	<0.0025	<0.0025	<0.0025		
11/9/2012				<0.0025	<0.0025
5/8/2013	<0.0025	<0.0025	<0.0025	<0.0025	<0.0025
11/4/2013	<0.0025	<0.0025	<0.0025	<0.0025	<0.0025
5/24/2014	<0.0025	<0.0025	<0.0025	<0.0025	<0.0025
11/7/2014	<0.0025		<0.0025	<0.0025	<0.0025
11/8/2014		<0.0025			
5/20/2015					<0.0025
5/22/2015	<0.0025	<0.0025	<0.0025	<0.0025	
11/13/2015	<0.0025	<0.0025	<0.0025	<0.0025	<0.0025
4/8/2016					<0.0025
4/11/2016	<0.0025	<0.0025	<0.0025	<0.0025	
6/15/2016	<0.0025	<0.0025			
6/16/2016			2E-05 (J)	<0.0025	<0.0025
8/10/2016	<0.0025	<0.0025	<0.0025		
8/11/2016				<0.0025	<0.0025
10/11/2016	<0.0025	<0.0025			
10/13/2016			<0.0025	<0.0025	<0.0025
12/2/2016		<0.0025			
12/5/2016	<0.0025		<0.0025	<0.0025	
12/6/2016					<0.0025
2/13/2017	<0.0025	<0.0025	<0.0025	<0.0025	<0.0025
4/7/2017		<0.0025			
4/10/2017	<0.0025		<0.0025		
4/11/2017				<0.0025	<0.0025
6/22/2017		<0.0025			
6/23/2017	<0.0025		<0.0025		
6/24/2017				<0.0025	<0.0025
10/10/2017	<0.0025	<0.0025			
10/11/2017			<0.0025	<0.0025	<0.0025
3/23/2018		<0.0025			
3/26/2018	<0.0025		<0.0025	<0.0025	<0.0025
10/4/2018	<0.0025	<0.0025	<0.0025	<0.0025	<0.0025
3/27/2019			<0.0025		
3/28/2019	<0.0025	<0.0025		<0.0025	<0.0025
9/12/2019	<0.0025	<0.0025	<0.0025	<0.0025	<0.0025
3/19/2020	<0.0025	<0.0025	<0.0025	<0.0025	<0.0025
9/10/2020	<0.0025	<0.0025			
9/11/2020			<0.0025	<0.0025	<0.0025
4/5/2021			<0.0025	<0.0025	

ND substitution: RL or RL/2 if <15% NDs.

Time Series

Constituent: Beryllium, Total (mg/L) Analysis Run 6/24/2024 9:54 AM

Plant Scherer Client: Southern Company Data: Scherer PAC-CCR

	GWC-29	GWC-50	GWC-51	GWC-52	GWC-53
4/6/2021	<0.0025	<0.0025			<0.0025
8/13/2021	<0.0025	<0.0025	<0.0025		<0.0025
8/17/2021				<0.0025	
2/14/2022	<0.0025	<0.0025		<0.0025	<0.0025
2/15/2022			<0.0025		
8/31/2022	<0.0025	<0.0025	<0.0025	<0.0025	<0.0025
2/28/2023			<0.0025		<0.0025
3/1/2023	<0.0025	<0.0025		<0.0025	
8/3/2023	<0.0025	<0.0025	<0.0025	<0.0025	<0.0025
3/4/2024	<0.0025	<0.0025	<0.0025	<0.0025	<0.0025

ND substitution: RL or RL/2 if <15% NDs.

Time Series

Constituent: Boron (mg/L) Analysis Run 6/24/2024 9:54 AM

Plant Scherer Client: Southern Company Data: Scherer PAC-CCR

	GWA-21 (bg)	GWA-22 (bg)	GWA-45 (bg)	GWA-46 (bg)	GWA-47 (bg)	GWA-48 (bg)	GWA-49 (bg)
4/6/2016	<0.08						
4/7/2016			0.0657 (J)	<0.08		<0.08	<0.08
4/8/2016		<0.08			<0.08		
6/14/2016	0.0012 (J)	<0.08	0.12	<0.08	0.00079 (J)		<0.08
6/17/2016						<0.08	
8/9/2016		<0.08	0.22	<0.08	<0.08		<0.08
8/10/2016	<0.08					<0.08	
10/10/2016			0.52	<0.08			
10/11/2016	<0.08	<0.08			<0.08		<0.08
10/14/2016						<0.08	
12/2/2016	<0.08		0.65	<0.08			<0.08
12/5/2016		<0.08			<0.08		
12/19/2016						<0.08	
2/9/2017			0.57				<0.08
2/10/2017	<0.08	<0.08		<0.08	<0.08		
2/13/2017						<0.08	
4/7/2017		<0.08	0.5	<0.08	<0.08	<0.08	<0.08
4/10/2017	<0.08						
6/22/2017			0.48		<0.08	<0.08	<0.08
6/23/2017	<0.08			<0.08			
6/26/2017		<0.08					
10/9/2017	<0.08	<0.08					
10/10/2017			0.79	<0.08	<0.08	<0.08	<0.08
3/22/2018			0.66		<0.08		<0.08
3/23/2018				<0.08		<0.08	
3/26/2018	<0.08	<0.08 (D)					
10/3/2018	<0.08	<0.08	0.89			<0.08	<0.08
10/4/2018				<0.08			
10/5/2018					<0.08		
3/27/2019	<0.08	<0.08	0.74	<0.08	<0.08	<0.08	<0.08
9/12/2019	0.053	<0.08	0.91	<0.08	<0.08	<0.08	<0.08
3/19/2020	<0.08	<0.08	0.86	<0.08		<0.08	<0.08
3/20/2020					<0.08		
9/10/2020	<0.08	<0.08					<0.08
9/11/2020			1	<0.08	<0.08	<0.08	
4/2/2021	<0.08	<0.08	1.1				
4/5/2021				<0.08	<0.08	0.044 (J)	
4/6/2021							<0.08
8/12/2021	<0.08	<0.08	1.1	<0.08		<0.08	<0.08
8/13/2021					<0.08		
2/14/2022	<0.08		0.86	<0.08	<0.08	<0.08	<0.08
2/15/2022		<0.08					
8/26/2022	<0.08	<0.08					
8/30/2022							<0.08
8/31/2022			1.2	<0.08	<0.08	<0.08	
2/28/2023	<0.08	0.19	1.1	0.11	0.034 (J)	0.12	
3/1/2023							<0.08
8/2/2023	<0.08						
8/3/2023		<0.08	1.1	0.027 (J)	<0.08	0.023 (J)	<0.08
2/29/2024	<0.08						
3/4/2024		0.033 (J)	0.98	0.022 (J)	<0.08	<0.08	<0.08

ND substitution: RL or RL/2 if <15% NDs.

Time Series

Constituent: Boron (mg/L) Analysis Run 6/24/2024 9:54 AM

Plant Scherer Client: Southern Company Data: Scherer PAC-CCR

	GWC-29	GWC-50	GWC-51	GWC-52	GWC-53
4/8/2016					0.824
4/11/2016	<0.08	<0.08	<0.08	<0.08	
6/15/2016	0.0021 (J)	<0.08			
6/16/2016			<0.08	<0.08	0.8 (J)
8/10/2016	<0.08	<0.08	<0.08		
8/11/2016				<0.08	0.97
10/11/2016	<0.08	<0.08			
10/13/2016			<0.08	<0.08	0.94
12/2/2016		<0.08			
12/5/2016	<0.08		<0.08	<0.08	
12/6/2016					1
2/13/2017	<0.08	<0.08	<0.08	<0.08	0.97
4/7/2017		<0.08			
4/10/2017	<0.08		<0.08		
4/11/2017				<0.08	0.88
6/22/2017		<0.08			
6/23/2017	<0.08		<0.08		
6/24/2017				<0.08	0.87
10/10/2017	<0.08	<0.08			
10/11/2017			<0.08	<0.08	1.1
3/23/2018		<0.08			
3/26/2018	<0.08		<0.08	<0.08	0.91
10/4/2018	<0.08	<0.08	<0.08	<0.08	0.92
3/27/2019			<0.08		
3/28/2019	<0.08	<0.08		<0.08	0.97
9/12/2019	<0.08	<0.08	<0.08	<0.08	0.94
3/19/2020	<0.08	<0.08	<0.08	<0.08	1
9/10/2020	<0.08	<0.08			
9/11/2020			<0.08	<0.08	0.97
4/5/2021			<0.08	<0.08	
4/6/2021	<0.08	<0.08			0.97
8/13/2021	<0.08	<0.08	<0.08		0.94
8/17/2021				<0.08	
2/14/2022	<0.08	<0.08		<0.08	1
2/15/2022			<0.08		
8/31/2022	<0.08	<0.08	<0.08	<0.08	1
2/28/2023			0.08		0.91
3/1/2023	0.075 (J)	0.95		<0.08	
8/3/2023	0.025 (J)	<0.08	<0.08	<0.08	0.97
3/4/2024	<0.08	<0.08	0.036 (J)	0.023 (J)	0.97

ND substitution: RL or RL/2 if <15% NDs.

Time Series

Constituent: Cadmium, Total (mg/L) Analysis Run 6/24/2024 9:54 AM

Plant Scherer Client: Southern Company Data: Scherer PAC-CCR

	GWA-21 (bg)	GWA-22 (bg)	GWA-45 (bg)	GWA-46 (bg)	GWA-47 (bg)	GWA-48 (bg)	GWA-49 (bg)
12/20/2010			<0.0025	<0.0025	<0.0025		
12/21/2010						<0.0025	<0.0025
12/22/2010	<0.0025	<0.0025					
2/1/2011				<0.0025	<0.0025		
2/14/2011	<0.0025	<0.0025	<0.0025			<0.0025	<0.0025
3/21/2011			<0.0025	<0.0025			<0.0025
3/22/2011	<0.0025	<0.0025					
3/23/2011					<0.0025	<0.0025	
4/26/2011	<0.0025	<0.0025	<0.0025	<0.0025			<0.0025
4/27/2011					<0.0025	<0.0025	
10/25/2011						<0.0025	
10/26/2011			<0.0025		<0.0025		<0.0025
10/27/2011	<0.0025	<0.0025		<0.0025			
5/1/2012	<0.0025	<0.0025	<0.0025		<0.0025	<0.0025	
5/2/2012				<0.0025			<0.0025
11/8/2012	<0.0025	<0.0025	<0.0025	<0.0025	<0.0025	<0.0025	<0.0025
5/7/2013	<0.0025	<0.0025		<0.0025	<0.0025	<0.0025	
5/8/2013			<0.0025				<0.0025
11/4/2013	<0.0025	<0.0025	<0.0025	<0.0025			
11/5/2013					<0.0025	<0.0025	<0.0025
5/23/2014					<0.0025	<0.0025	<0.0025
5/24/2014	<0.0025	<0.0025	<0.0025	<0.0025			
11/7/2014			<0.0025	<0.0025	<0.0025	<0.0025	<0.0025
11/8/2014	<0.0025	<0.0025					
5/20/2015			<0.0025	<0.0025			
5/21/2015	<0.0025	<0.0025			<0.0025	<0.0025	<0.0025
11/12/2015					<0.0025	<0.0025	<0.0025
11/13/2015	<0.0025	<0.0025	<0.0025	<0.0025			
4/6/2016	<0.0025						
4/7/2016			<0.0025	<0.0025		<0.0025	<0.0025
4/8/2016		<0.0025			<0.0025		
6/14/2016	<0.0025	<0.0025	<0.0025	<0.0025	<0.0025		<0.0025
6/17/2016						<0.0025	
8/9/2016		<0.0025	<0.0025	<0.0025	<0.0025		<0.0025
8/10/2016	<0.0025					<0.0025	
10/10/2016			<0.0025	<0.0025			
10/11/2016	<0.0025	<0.0025			<0.0025		<0.0025
10/14/2016						<0.0025	
12/2/2016	<0.0025		<0.0025	<0.0025			<0.0025
12/5/2016		<0.0025			<0.0025		
12/19/2016						<0.0025	
2/9/2017			<0.0025				<0.0025
2/10/2017	<0.0025	<0.0025		<0.0025	<0.0025		
2/13/2017						<0.0025	
4/7/2017		<0.0025	<0.0025	<0.0025	0.0016	<0.0025	<0.0025
4/10/2017	<0.0025						
6/22/2017			<0.0025		<0.0025	<0.0025	<0.0025
6/23/2017	<0.0025			<0.0025			
6/26/2017		<0.0025					
10/9/2017	<0.0025	<0.0025					
10/10/2017			<0.0025	<0.0025	<0.0025	<0.0025	<0.0025
3/22/2018			<0.0025 (D)		<0.0025		<0.0025

ND substitution: RL or RL/2 if <15% NDs.

Time Series

Constituent: Cadmium, Total (mg/L) Analysis Run 6/24/2024 9:54 AM

Plant Scherer Client: Southern Company Data: Scherer PAC-CCR

	GWA-21 (bg)	GWA-22 (bg)	GWA-45 (bg)	GWA-46 (bg)	GWA-47 (bg)	GWA-48 (bg)	GWA-49 (bg)
3/23/2018				<0.0025		<0.0025	
3/26/2018	<0.0025	<0.0025 (D)					
10/3/2018	<0.0025	<0.0025	<0.0025			<0.0025	<0.0025
10/4/2018				<0.0025			
10/5/2018					<0.0025		
3/27/2019	<0.0025	<0.0025	<0.0025	<0.0025	<0.0025	<0.0025	<0.0025
9/12/2019	<0.0025	<0.0025	<0.0025	<0.0025	<0.0025	<0.0025	<0.0025
3/19/2020	<0.0025	<0.0025	<0.0025	<0.0025		<0.0025	<0.0025
3/20/2020					<0.0025		
9/10/2020	<0.0025	<0.0025					<0.0025
9/11/2020			<0.0025	<0.0025	<0.0025	<0.0025	
4/2/2021	<0.0025	<0.0025	<0.0025				
4/5/2021				<0.0025	<0.0025	<0.0025	
4/6/2021							<0.0025
8/12/2021	<0.0025	<0.0025	<0.0025	<0.0025		<0.0025	<0.0025
8/13/2021					<0.0025		
2/14/2022	<0.0025		<0.0025	<0.0025	<0.0025	<0.0025	<0.0025
2/15/2022		<0.0025					
8/26/2022	<0.0025	<0.0025					
8/30/2022							<0.0025
8/31/2022			<0.0025	<0.0025	<0.0025	<0.0025	
2/28/2023	<0.0025	<0.0025	<0.0025	<0.0025	<0.0025	<0.0025	
3/1/2023							<0.0025
8/2/2023	<0.0025						
8/3/2023		<0.0025	<0.0025	<0.0025	<0.0025	<0.0025	<0.0025
2/29/2024	<0.0025						
3/4/2024		<0.0025	<0.0025	<0.0025	<0.0025	<0.0025	<0.0025

ND substitution: RL or RL/2 if <15% NDs.

Time Series

Constituent: Cadmium, Total (mg/L) Analysis Run 6/24/2024 9:54 AM

Plant Scherer Client: Southern Company Data: Scherer PAC-CCR

	GWC-29	GWC-50	GWC-51	GWC-52	GWC-53
12/20/2010					<0.0025
12/21/2010				<0.0025	
12/22/2010	<0.0025	<0.0025	<0.0025		
2/14/2011					<0.0025
2/15/2011	<0.0025	<0.0025	<0.0025	<0.0025	
3/21/2011				<0.0025	<0.0025
3/22/2011	<0.0025	<0.0025	<0.0025		
4/27/2011	<0.0025	<0.0025	<0.0025		<0.0025
4/28/2011				<0.0025	
10/26/2011	<0.0025	<0.0025	<0.0025	<0.0025	<0.0025
5/1/2012				<0.0025	<0.0025
5/2/2012	<0.0025	<0.0025	<0.0025		
11/8/2012	<0.0025	<0.0025	<0.0025		
11/9/2012				<0.0025	<0.0025
5/8/2013	<0.0025	<0.0025	<0.0025	<0.0025	<0.0025
11/4/2013	<0.0025	<0.0025	<0.0025	<0.0025	<0.0025
5/24/2014	<0.0025	<0.0025	<0.0025	<0.0025	<0.0025
11/7/2014	<0.0025		<0.0025	<0.0025	<0.0025
11/8/2014		<0.0025			
5/20/2015					<0.0025
5/22/2015	<0.0025	<0.0025	<0.0025	<0.0025	
11/13/2015	<0.0025	<0.0025	<0.0025	<0.0025	<0.0025
4/8/2016					<0.0025
4/11/2016	<0.0025	<0.0025	<0.0025	<0.0025	
6/15/2016	<0.0025	7.4E-05 (J)			
6/16/2016			<0.0025	<0.0025	<0.0025
8/10/2016	<0.0025	<0.0025	<0.0025		
8/11/2016				<0.0025	<0.0025
10/11/2016	<0.0025	<0.0025			
10/13/2016			<0.0025	<0.0025	<0.0025
12/2/2016		<0.0025			
12/5/2016	<0.0025		<0.0025	<0.0025	
12/6/2016					<0.0025
2/13/2017	<0.0025	<0.0025	<0.0025	<0.0025	<0.0025
4/7/2017		<0.0025			
4/10/2017	<0.0025		<0.0025		
4/11/2017				<0.0025	<0.0025
6/22/2017		<0.0025			
6/23/2017	<0.0025		<0.0025		
6/24/2017				<0.0025	<0.0025
10/10/2017	<0.0025	<0.0025			
10/11/2017			<0.0025	<0.0025	<0.0025
3/23/2018		<0.0025			
3/26/2018	<0.0025		<0.0025	<0.0025	<0.0025
10/4/2018	<0.0025	<0.0025	<0.0025	<0.0025	<0.0025
3/27/2019			<0.0025		
3/28/2019	<0.0025	<0.0025		<0.0025	<0.0025
9/12/2019	<0.0025	<0.0025	<0.0025	<0.0025	<0.0025
3/19/2020	<0.0025	<0.0025	<0.0025	<0.0025	<0.0025
9/10/2020	<0.0025	<0.0025			
9/11/2020			<0.0025	<0.0025	<0.0025
4/5/2021			<0.0025	<0.0025	

ND substitution: RL or RL/2 if <15% NDs.

Time Series

Constituent: Cadmium, Total (mg/L) Analysis Run 6/24/2024 9:54 AM

Plant Scherer Client: Southern Company Data: Scherer PAC-CCR

	GWC-29	GWC-50	GWC-51	GWC-52	GWC-53
4/6/2021	<0.0025	<0.0025			<0.0025
8/13/2021	<0.0025	<0.0025	<0.0025		<0.0025
8/17/2021				<0.0025	
2/14/2022	<0.0025	<0.0025		<0.0025	<0.0025
2/15/2022			<0.0025		
8/31/2022	<0.0025	<0.0025	<0.0025	<0.0025	<0.0025
2/28/2023			<0.0025		<0.0025
3/1/2023	<0.0025	<0.0025		<0.0025	
8/3/2023	<0.0025	<0.0025	<0.0025	<0.0025	<0.0025
3/4/2024	<0.0025	<0.0025	<0.0025	<0.0025	<0.0025

ND substitution: RL or RL/2 if <15% NDs.

Time Series

Constituent: Calcium (mg/L) Analysis Run 6/24/2024 9:54 AM

Plant Scherer Client: Southern Company Data: Scherer PAC-CCR

	GWA-21 (bg)	GWA-22 (bg)	GWA-45 (bg)	GWA-46 (bg)	GWA-47 (bg)	GWA-48 (bg)	GWA-49 (bg)
4/6/2016	9.27						
4/7/2016			38.4	6.57		12.6	15.3
4/8/2016		8.6			10.7		
6/14/2016	8.2	6.8	32.9	5.5	11.3		14.2
6/17/2016						12.4	
8/9/2016		6.2	29	4.6	9.6		13
8/10/2016	6.9					11	
10/10/2016			33	5.3			
10/11/2016	7.6	6.2			11		14
10/14/2016						13	
12/2/2016	7.4		33	5.1			13
12/5/2016		5.5			10		
12/19/2016						11	
2/9/2017			42				14
2/10/2017	11	7.8		5.8	11		
2/13/2017						13	
4/7/2017		7.3	35	5.2	10	12	14
4/10/2017	9.7						
6/22/2017			38		11	13	14
6/23/2017	9.2			5.7			
6/26/2017		6.8					
10/9/2017	9.4	5.8					
10/10/2017			40	5.8	11	13	15
3/22/2018			39 (D)		11		14
3/23/2018				6.6		13	
3/26/2018	9.3	8.7					
10/3/2018	7.8	6.1	41			12	14
10/4/2018				5.4			
10/5/2018					11		
3/27/2019	9.5	7.1	39	6.1	11	13	15
9/12/2019	8.8	6.1	36	5.7	12	13	14
3/19/2020	11	9.7	45	6.7		14	15
3/20/2020					12		
9/10/2020	8.2	5.9					14
9/11/2020			30	5.5	11	12	
4/2/2021	9.2	9	29				
4/5/2021				7	13	13	
4/6/2021							16
8/12/2021	7.2	6	26	6.1		12	14
8/13/2021					11		
2/14/2022	8		26	5.9	11	11	13
2/15/2022		9.6					
8/26/2022	6.8	7.8					
8/30/2022							14
8/31/2022			23	5.7	12	12	
2/28/2023	8.1	11	23	6.6	13	13	
3/1/2023							15
8/2/2023	6.4						
8/3/2023		9.6	23	6.4	13	12	15
2/29/2024	6.7						
3/4/2024		11	25	6.8	15	13	14

Time Series

Constituent: Calcium (mg/L) Analysis Run 6/24/2024 9:54 AM

Plant Scherer Client: Southern Company Data: Scherer PAC-CCR

	GWC-29	GWC-50	GWC-51	GWC-52	GWC-53
4/8/2016					17.5
4/11/2016	9.7	7.04	6.9	12.8	
6/15/2016	9.5	7.4			
6/16/2016			7.6	14.3	18.4
8/10/2016	8.5	6.7	5.7		
8/11/2016				11	13
10/11/2016	9.3	6.9			
10/13/2016			6.7	13	15
12/2/2016		6.5			
12/5/2016	9		6.4	12	
12/6/2016					15
2/13/2017	9.2	7.9	6.2	13	16
4/7/2017		6.5			
4/10/2017	9.2		6.2		
4/11/2017				13	17
6/22/2017		6.8			
6/23/2017	9.8		6.6		
6/24/2017				13	17
10/10/2017	10	7.3			
10/11/2017			6.9	15	19
3/23/2018		7.5			
3/26/2018	11		7	15	19
10/4/2018	10	6.7	6.4	14	17
3/27/2019			7		
3/28/2019	11	7.2		15	18
9/12/2019	12	7.5	7.1	17	18
3/19/2020	16	7.9	7.1	19	19
9/10/2020	15	7.5			
9/11/2020			7	18	19
4/5/2021			8	21	
4/6/2021	17	7.7			19
8/13/2021	15	7.2	7		17
8/17/2021				22	
2/14/2022	16	6.5		18	16
2/15/2022			6.4		
8/31/2022	17	7.1	7.2	21	17
2/28/2023			7.6		18
3/1/2023	19	20		25	
8/3/2023	18	8	8.2	24	18
3/4/2024	18	7.9	8.1	28	19

Time Series

Constituent: Chloride (mg/L) Analysis Run 6/24/2024 9:54 AM

Plant Scherer Client: Southern Company Data: Scherer PAC-CCR

	GWA-21 (bg)	GWA-22 (bg)	GWA-45 (bg)	GWA-46 (bg)	GWA-47 (bg)	GWA-48 (bg)	GWA-49 (bg)
4/6/2016	3.034						
4/7/2016			8.05	2.914		1.842	2.285
4/8/2016		2.1			1.57		
6/14/2016	3.1	4.2	9.3	3.1	1.7		2.3
6/17/2016						1.9	
8/9/2016		5	10	3.2	1.5		2.3
8/10/2016	2.7					1.8	
10/10/2016			10	3			
10/11/2016	2.7	3.8			1.6		2.1
10/14/2016						1.7	
12/2/2016	2.5		10	3			2
12/5/2016		3.6			1.5		
12/19/2016						2.7 (O)	
2/9/2017			9.4				2.1
2/10/2017	3.4	2.2		2.7	1.5		
2/13/2017						1.8	
4/7/2017		2.2	9.9	2.9	1.4	1.7	2
4/10/2017	3.6						
6/22/2017			9.7		1.4	1.7	2
6/23/2017	3.2			3.3			
6/26/2017		3.4					
10/9/2017	3.5	3.4					
10/10/2017			9.8	3.5	1.4	1.6	2
3/22/2018			9.7 (D)		1.3		1.9
3/23/2018				3.6		1.6	
3/26/2018	3.8	1.9 (D)					
10/3/2018	4	2.9	10			1.6	2
10/4/2018				3.9			
10/5/2018					1.4		
3/27/2019	2.9	2	9.6	3.7	1.2	1.5	1.9
9/12/2019	3.4	2.5	10	4.3	1.4	1.7	1.9
3/19/2020	3.9	2.2	9.9	4.5		1.9	2.2
3/20/2020					1.7		
9/10/2020	3.7	2.5					2.1
9/11/2020			12	4.7	1.6	1.8	
4/2/2021	3.7	1.8	13				
4/5/2021				5.3	1.8	2	
4/6/2021							2.1
8/12/2021	4.1	2.7	13	5.5		1.8	2.2
8/13/2021					1.8		
2/14/2022	4		10	5	1.5	1.8	2
2/15/2022		1.8					
8/26/2022	3.6	2					
8/30/2022							2.2
8/31/2022			13	5.1	1.5	1.6	
2/28/2023	3.6	1.8	13	5.2	1.7	1.8	
3/1/2023							2.1
8/2/2023	3.4						
8/3/2023		1.8	13	5.2	1.6	1.7	1.9
2/29/2024	3.7						
3/4/2024		1.8	14	5.4	1.8	1.8	2

Time Series

Constituent: Chloride (mg/L) Analysis Run 6/24/2024 9:54 AM

Plant Scherer Client: Southern Company Data: Scherer PAC-CCR

	GWC-29	GWC-50	GWC-51	GWC-52	GWC-53
4/8/2016					10.065
4/11/2016	1.57 (O)	2.09	2.09 (O)	<0.25 (O)	
6/15/2016	3.9	2.1			
6/16/2016			6.3	7.4	9.4
8/10/2016	4	2	6.9		
8/11/2016				8.3	10
10/11/2016	3.7	1.9			
10/13/2016			6.5	7.8	9.9
12/2/2016		1.9			
12/5/2016	3.6		6.6	8.1	
12/6/2016					10
2/13/2017	3.4	1.9	6.7	8	10
4/7/2017		2			
4/10/2017	3.5		6.7		
4/11/2017				7.6	10
6/22/2017		1.9			
6/23/2017	3.4		6.6		
6/24/2017				8.3	10
10/10/2017	3.3	1.9			
10/11/2017			6.5	7.9	10
3/23/2018		1.9			
3/26/2018	3.1		6.6	7.8	11
10/4/2018	3.1	1.9	6.9	8.1	12
3/27/2019			7		
3/28/2019	2.8	1.8		7.5	12
9/12/2019	3	1.8	6.8	7.7	11
3/19/2020	3.4	2.1	7.3	8.2	13
9/10/2020	3.3	2.1			
9/11/2020			7.7	7.9	12
4/5/2021			7.8	8.2	
4/6/2021	3.3	1.9			13
8/13/2021	3.7	2.1	8		13
8/17/2021				8.3	
2/14/2022	3.8	1.9		7.6	12
2/15/2022			7.6		
8/31/2022	3.5	1.6	7.7	7.6	13
2/28/2023			7.9		13
3/1/2023	3.9	14		8	
5/2/2023		1.7 (R)			
8/3/2023	3.3	1.6	7.8	7.6	14
10/4/2023					15 (R)
3/4/2024	3.4	1.9	8.4	8.1	15
5/20/2024					13 (R)

Time Series

Constituent: Chromium, Total (mg/L) Analysis Run 6/24/2024 9:54 AM

Plant Scherer Client: Southern Company Data: Scherer PAC-CCR

	GWA-21 (bg)	GWA-22 (bg)	GWA-45 (bg)	GWA-46 (bg)	GWA-47 (bg)	GWA-48 (bg)	GWA-49 (bg)
12/20/2010			<0.002	0.0036 (J)	0.0064		
12/21/2010						0.0094	0.0073
12/22/2010	0.0052	0.0029 (J)					
2/1/2011				0.0037 (J)	0.015		
2/14/2011	0.0057	0.0027 (J)	<0.002			0.028	0.0051
3/21/2011			<0.002	0.004 (J)			0.0067
3/22/2011	0.0055	0.0049 (J)					
3/23/2011					0.0084	0.0042 (J)	
4/26/2011	0.0069	0.0048 (J)	<0.002	0.0037 (J)			0.0065
4/27/2011					0.011	<0.01	
10/25/2011						0.0062	
10/26/2011			<0.002		0.0061		0.0068
10/27/2011	0.011	0.0023 (J)		0.0047 (J)			
5/1/2012	0.0056	0.0051	<0.002		0.0072	0.011	
5/2/2012				0.005 (J)			0.011
11/8/2012	<0.01	0.0034 (J)	<0.002	0.0081	0.015	0.0089	0.0052
5/7/2013	0.0036 (J)	0.0078		0.0035 (J)	0.044	0.019	
5/8/2013			<0.002				0.0059
11/4/2013	0.0032 (J)	0.0055 (J)	<0.002	0.0056 (J)			
11/5/2013					0.023	0.0057 (J)	0.0044 (J)
5/23/2014					0.022	0.0084 (J)	0.0087 (J)
5/24/2014	0.0043 (J)	0.0075 (J)	<0.002	0.005 (J)			
11/7/2014			<0.002	0.004 (J)	0.013	0.011	0.0048 (J)
11/8/2014	<0.01	0.0048 (J)					
5/20/2015			0.0025 (O)	0.0062 (J)			
5/21/2015	0.002 (J)	0.0082 (J)			0.029	0.013	0.006 (J)
11/12/2015					0.045	0.015	0.007 (J)
11/13/2015	<0.01	0.0079 (J)	0.0042 (O)	0.0067 (J)			
4/6/2016	0.00278 (J)						
4/7/2016			<0.002	0.00467 (J)		0.00498 (J)	0.0056 (J)
4/8/2016		<0.01			<0.01		
6/14/2016	<0.01	<0.01	<0.002	<0.01	<0.01		<0.01
6/17/2016						<0.01	
8/9/2016		0.0079	<0.002	0.0041	0.008		0.0053
8/10/2016	0.0019 (J)					0.0047	
10/10/2016			<0.002	0.0041			
10/11/2016	0.0024 (J)	0.0069			0.0079		0.0058
10/14/2016						0.0056	
12/2/2016	0.0023 (J)		<0.002	0.0039			0.0071
12/5/2016		0.0077			0.0057		
12/19/2016						0.0039	
2/9/2017			<0.002				0.0051
2/10/2017	0.0021 (J)	0.0098		0.0044	0.0062		
2/13/2017						0.0059	
4/7/2017		0.0081	<0.002	0.0046	0.0072	0.0051	0.006
4/10/2017	0.002 (J)						
6/22/2017			<0.002		0.0074	0.005	0.0056
6/23/2017	0.0018 (J)			0.005			
6/26/2017		0.0084					
10/9/2017	0.0016 (J)	0.0082					
10/10/2017			<0.002	0.0088	0.0072	0.005	0.0073
3/22/2018			<0.002 (D)		0.0074		0.0051

ND substitution: RL or RL/2 if <15% NDs.

Time Series

Constituent: Chromium, Total (mg/L) Analysis Run 6/24/2024 9:54 AM

Plant Scherer Client: Southern Company Data: Scherer PAC-CCR

	GWA-21 (bg)	GWA-22 (bg)	GWA-45 (bg)	GWA-46 (bg)	GWA-47 (bg)	GWA-48 (bg)	GWA-49 (bg)
3/23/2018				0.0045		0.005	
3/26/2018	0.0011 (J)	0.0088					
10/3/2018	0.0014 (J)	0.0086	<0.002			0.0051	0.0052
10/4/2018				0.0047			
10/5/2018					0.0083		
3/27/2019	0.003	0.0078	<0.002	0.0048	0.0081	0.0051	0.0056
9/12/2019	0.0047	0.0092	<0.002	0.0051	0.0088	0.0085	0.0075
3/19/2020	0.0026	0.011	<0.002	0.0043		0.0063	0.0055
3/20/2020					0.0085		
9/10/2020	0.0019 (J)	0.0077					0.0063
9/11/2020			<0.002	0.0042	0.0081	0.0053	
4/2/2021	0.0029	0.01	<0.002				
4/5/2021				0.0041	0.0084	0.0061	
4/6/2021							0.0055
8/12/2021	0.0016 (J)	0.008	<0.002	0.0045		0.0058	0.0096
8/13/2021					0.0082		
2/14/2022	0.0026		<0.002	0.0047	0.0086	0.0058	0.0076
2/15/2022		0.013					
8/26/2022	0.0016 (J)	0.0078					
8/30/2022							0.0064
8/31/2022			<0.002	0.0048	0.0084	0.0059	
2/28/2023	0.0024	0.01	<0.002	0.0047	0.0084	0.0058	
3/1/2023							0.0057
8/2/2023	0.0028						
8/3/2023		0.0089	0.0012 (J)	0.0053	0.0092	0.0056	0.0065
2/29/2024	0.0021						
3/4/2024		0.011	0.0016 (J)	0.0048	0.01	0.0063	0.006

ND substitution: RL or RL/2 if <15% NDs.

Time Series

Constituent: Chromium, Total (mg/L) Analysis Run 6/24/2024 9:54 AM

Plant Scherer Client: Southern Company Data: Scherer PAC-CCR

	GWC-29	GWC-50	GWC-51	GWC-52	GWC-53
12/20/2010					<0.002
12/21/2010				0.01	
12/22/2010	0.0026 (J)	0.0034 (J)	0.0036 (J)		
2/14/2011					<0.002
2/15/2011	<0.002	0.0034 (J)	0.0038 (J)	0.0087	
3/21/2011				0.0083	<0.002
3/22/2011	<0.002	0.0037 (J)	0.0022 (J)		
4/27/2011	<0.002	0.0038 (J)	0.0042 (J)		<0.002
4/28/2011				0.0076	
10/26/2011	<0.002	0.0039 (J)	0.0042 (J)	0.0078	0.0033 (J)
5/1/2012				0.0049 (J)	0.0025 (J)
5/2/2012	<0.002	0.0044 (J)	0.0037 (J)		
11/8/2012	<0.002	0.0026 (J)	<0.01		
11/9/2012				0.0066	<0.002
5/8/2013	<0.002	0.0038 (J)	0.0032 (J)	0.0082	<0.002
11/4/2013	0.0027 (J)	0.0063 (J)	0.0063 (J)	0.013	0.0035 (J)
5/24/2014	0.0027 (J)	0.0061 (J)	0.003 (J)	0.012	0.0027 (J)
11/7/2014	<0.002		<0.01	0.0084 (J)	<0.002
11/8/2014		<0.002			
5/20/2015					0.0021 (J)
5/22/2015	0.0034 (J)	0.0037 (J)	0.0023 (J)	0.0096 (J)	
11/13/2015	0.0038 (J)	0.0055 (J)	0.0042 (J)	0.011	0.0041 (J)
4/8/2016					<0.002
4/11/2016	<0.002	0.00479 (J)	0.00309 (J)	0.0101	
6/15/2016	<0.002	<0.002			
6/16/2016			<0.01	<0.01	<0.002
8/10/2016	0.0014 (J)	0.0047	0.0023 (J)		
8/11/2016				0.0097	0.0013 (J)
10/11/2016	0.0017 (J)	0.0048			
10/13/2016			0.0028	0.012	0.0018 (J)
12/2/2016		0.0043			
12/5/2016	0.0014 (J)		0.0032	0.012	
12/6/2016					0.0014 (J)
2/13/2017	0.0016 (J)	0.0047	0.0021 (J)	0.011	0.0021 (J)
4/7/2017		0.0044			
4/10/2017	0.0014 (J)		0.0022 (J)		
4/11/2017				0.011	0.0012 (J)
6/22/2017		0.0045			
6/23/2017	0.0014 (J)		0.0025		
6/24/2017				0.0095	0.0017 (J)
10/10/2017	0.0039	0.005			
10/11/2017			0.0027	0.0096	0.0013 (J)
3/23/2018		0.0042			
3/26/2018	0.0013 (J)		0.0028	0.012	0.0014 (J)
10/4/2018	0.0014 (J)	0.005	0.0041	0.016	<0.002
3/27/2019			0.0044		
3/28/2019	0.0012 (J)	0.0043		0.019	<0.002
9/12/2019	0.0021 (J)	0.006	0.0043	0.027	0.002 (J)
3/19/2020	<0.002	0.0047	0.0032	0.029	<0.002
9/10/2020	<0.002	0.0047			
9/11/2020			0.0041	0.028	0.0023
4/5/2021			0.0054	0.031	

ND substitution: RL or RL/2 if <15% NDs.

Time Series

Constituent: Chromium, Total (mg/L) Analysis Run 6/24/2024 9:54 AM

Plant Scherer Client: Southern Company Data: Scherer PAC-CCR

	GWC-29	GWC-50	GWC-51	GWC-52	GWC-53
4/6/2021	<0.002	0.0044			<0.002
8/13/2021	<0.002	0.0089	0.0087		0.0019 (J)
8/17/2021				0.034	
2/14/2022	<0.002	0.0046		0.036	0.0018 (J)
2/15/2022			0.0054		
8/31/2022	<0.002	0.004	0.0047	0.038	0.002
2/28/2023			0.0047		0.003
3/1/2023	<0.002	<0.002		0.038	
8/3/2023	<0.002	0.0042	0.0063	0.035	<0.002
3/4/2024	0.0012 (J)	0.0042	0.0064	0.033	0.0013 (J)

ND substitution: RL or RL/2 if <15% NDs.

Time Series

Constituent: Cobalt, Total (mg/L) Analysis Run 6/24/2024 9:54 AM

Plant Scherer Client: Southern Company Data: Scherer PAC-CCR

	GWA-21 (bg)	GWA-22 (bg)	GWA-45 (bg)	GWA-46 (bg)	GWA-47 (bg)	GWA-48 (bg)	GWA-49 (bg)
12/20/2010			0.012	<0.0025	0.0033 (O)		
12/21/2010						<0.0025	<0.0025
12/22/2010	<0.0025	0.0038 (O)					
2/1/2011				<0.0025	<0.0025		
2/14/2011	<0.0025	<0.0025	0.0093 (J)			<0.0025	<0.0025
3/21/2011			0.0076 (J)	<0.0025			<0.0025
3/22/2011	<0.0025	<0.0025					
3/23/2011					<0.0025	<0.0025	
4/26/2011	<0.0025	<0.0025	0.0058 (J)	<0.0025			<0.0025
4/27/2011					<0.0025	<0.0025	
10/25/2011						<0.0025	
10/26/2011			0.005 (J)		<0.0025		<0.0025
10/27/2011	<0.0025	<0.0025		<0.0025			
5/1/2012	<0.0025	<0.0025	0.0032 (J)		<0.0025	0.0039 (O)	
5/2/2012				<0.0025			<0.0025
11/8/2012	<0.0025	<0.0025	0.0034 (J)	<0.0025	<0.0025	<0.0025	<0.0025
5/7/2013	<0.0025	<0.0025		<0.0025	<0.0025	<0.0025	
5/8/2013			<0.01				<0.0025
11/4/2013	<0.0025	<0.0025	<0.01	<0.0025			
11/5/2013					<0.0025	<0.0025	<0.0025
5/23/2014					0.0048 (O)	<0.0025	<0.0025
5/24/2014	<0.0025	<0.0025	<0.01	<0.0025			
11/7/2014			<0.01	<0.0025	<0.0025	<0.0025	<0.0025
11/8/2014	<0.0025	<0.0025					
5/20/2015			<0.01	<0.0025			
5/21/2015	<0.0025	<0.0025			<0.0025	<0.0025	<0.0025
11/12/2015					<0.0025	<0.0025	<0.0025
11/13/2015	<0.0025	<0.0025	<0.01	<0.0025			
4/6/2016	<0.0025						
4/7/2016			<0.01	<0.0025		<0.0025	<0.0025
4/8/2016		<0.0025			<0.0025		
6/14/2016	6.6E-05 (J)	0.00042 (J)	0.0031 (J)	3.8E-05 (J)	4.2E-05 (J)		<0.0025
6/17/2016						0.00017 (J)	
8/9/2016		0.00068 (J)	0.0023 (J)	<0.0025	<0.0025		<0.0025
8/10/2016	<0.0025					<0.0025	
10/10/2016			0.0024 (J)	<0.0025			
10/11/2016	0.00047 (J)	<0.0025			0.00052 (J)		<0.0025
10/14/2016						<0.0025	
12/2/2016	0.0014 (J)		0.0021 (J)	<0.0025			0.0004 (J)
12/5/2016		0.0012 (J)			<0.0025		
12/19/2016						<0.0025	
2/9/2017			0.00096 (J)				<0.0025
2/10/2017	0.00052 (J)	0.0013 (J)		<0.0025	<0.0025		
2/13/2017						<0.0025	
4/7/2017		<0.0025	0.0034	<0.0025	<0.0025	<0.0025	<0.0025
4/10/2017	<0.0025						
6/22/2017			0.0029		<0.0025	<0.0025	<0.0025
6/23/2017	<0.0025			<0.0025			
6/26/2017		0.00073 (J)					
10/9/2017	0.00053 (J)	<0.0025					
10/10/2017			0.0025	<0.0025	<0.0025	<0.0025	<0.0025
3/22/2018			0.0015 (JD)		<0.0025		<0.0025

ND substitution: RL or RL/2 if <15% NDs.

Time Series

Constituent: Cobalt, Total (mg/L) Analysis Run 6/24/2024 9:54 AM

Plant Scherer Client: Southern Company Data: Scherer PAC-CCR

	GWA-21 (bg)	GWA-22 (bg)	GWA-45 (bg)	GWA-46 (bg)	GWA-47 (bg)	GWA-48 (bg)	GWA-49 (bg)
3/23/2018				<0.0025		<0.0025	
3/26/2018	0.00088 (J)	<0.0025 (D)					
10/3/2018	0.0014 (J)	<0.0025	0.0018 (J)			<0.0025	<0.0025
10/4/2018				<0.0025			
10/5/2018					<0.0025		
3/27/2019	<0.0025	<0.0025	0.00083 (J)	<0.0025	<0.0025	<0.0025	<0.0025
9/12/2019	0.0004 (J)	<0.0025	0.0018 (J)	9.5E-05 (J)	0.00011 (J)	<0.0025	0.00017 (J)
3/19/2020	0.00015 (J)	<0.0025	0.0005 (J)	0.00025 (J)		0.00029 (J)	<0.0025
3/20/2020					<0.0025		
9/10/2020	0.00019 (J)	0.00014 (J)					0.0002 (J)
9/11/2020			0.0035	<0.0025	<0.0025	<0.0025	
4/2/2021	0.00016 (J)	0.00026 (J)	0.002 (J)				
4/5/2021				<0.0025	0.00017 (J)	0.00019 (J)	
4/6/2021							<0.0025
8/12/2021	0.00028 (J)	0.00015 (J)	0.0024 (J)	<0.0025		<0.0025	0.00072 (J)
8/13/2021					<0.0025		
2/14/2022	<0.0025		0.00059 (J)	<0.0025	<0.0025	<0.0025	0.00039 (J)
2/15/2022		0.00054 (J)					
8/26/2022	<0.0025	<0.0025					
8/30/2022							<0.0025
8/31/2022			0.0012 (J)	<0.0025	<0.0025	<0.0025	
2/28/2023	<0.0025	<0.0025	0.00097 (J)	<0.0025	<0.0025	<0.0025	
3/1/2023							<0.0025
8/2/2023	<0.0025						
8/3/2023		<0.0025	0.0011 (J)	<0.0025	<0.0025	<0.0025	<0.0025
2/29/2024	<0.0025						
3/4/2024		<0.0025	0.0004 (J)	<0.0025	<0.0025	<0.0025	<0.0025

ND substitution: RL or RL/2 if <15% NDs.

Time Series

Constituent: Cobalt, Total (mg/L) Analysis Run 6/24/2024 9:54 AM

Plant Scherer Client: Southern Company Data: Scherer PAC-CCR

	GWC-29	GWC-50	GWC-51	GWC-52	GWC-53
12/20/2010					0.0051 (J)
12/21/2010				<0.0025	
12/22/2010	<0.0025	<0.0025	<0.0025		
2/14/2011					0.0038 (J)
2/15/2011	<0.0025	<0.0025	<0.0025	<0.0025	
3/21/2011				<0.0025	0.0037 (J)
3/22/2011	<0.0025	<0.0025	<0.0025		
4/27/2011	<0.0025	<0.0025	<0.0025		<0.01
4/28/2011				<0.0025	
10/26/2011	<0.0025	<0.0025	<0.0025	<0.0025	0.0046 (J)
5/1/2012				<0.0025	0.0043 (J)
5/2/2012	<0.0025	<0.0025	<0.0025		
11/8/2012	<0.0025	<0.0025	<0.0025		
11/9/2012				<0.0025	0.007 (J)
5/8/2013	<0.0025	<0.0025	<0.0025	<0.0025	0.0047 (J)
11/4/2013	<0.0025	<0.0025	<0.0025	<0.0025	0.0096 (J)
5/24/2014	<0.0025	<0.0025	<0.0025	<0.0025	0.0097 (J)
11/7/2014	<0.0025		<0.0025	<0.0025	0.012
11/8/2014		<0.0025			
5/20/2015					0.011
5/22/2015	<0.0025	<0.0025	<0.0025	<0.0025	
11/13/2015	<0.0025	<0.0025	<0.0025	<0.0025	0.013
4/8/2016					<0.01
4/11/2016	<0.0025	<0.0025	<0.0025	<0.0025	
6/15/2016	<0.0025	<0.0025			
6/16/2016			<0.0025	<0.0025	0.0062 (J)
8/10/2016	<0.0025	<0.0025	<0.0025		
8/11/2016				<0.0025	0.0092
10/11/2016	<0.0025	<0.0025			
10/13/2016			<0.0025	<0.0025	0.0045
12/2/2016		<0.0025			
12/5/2016	<0.0025		<0.0025	<0.0025	
12/6/2016					0.0043
2/13/2017	<0.0025	<0.0025	<0.0025	<0.0025	0.011
4/7/2017		<0.0025			
4/10/2017	<0.0025		<0.0025		
4/11/2017				<0.0025	0.012
6/22/2017		<0.0025			
6/23/2017	<0.0025		<0.0025		
6/24/2017				<0.0025	0.011
10/10/2017	<0.0025	<0.0025			
10/11/2017			<0.0025	<0.0025	0.016
3/23/2018		<0.0025			
3/26/2018	<0.0025		<0.0025	<0.0025	0.0069
10/4/2018	<0.0025	<0.0025	<0.0025	<0.0025	0.016
3/27/2019			<0.0025		
3/28/2019	<0.0025	<0.0025		<0.0025	0.011
9/12/2019	<0.0025	<0.0025	0.00012 (J)	<0.0025	0.011
3/19/2020	<0.0025	<0.0025	<0.0025	<0.0025	0.0083
9/10/2020	<0.0025	<0.0025			
9/11/2020			<0.0025	<0.0025	0.002 (J)
4/5/2021			0.0002 (J)	<0.0025	

ND substitution: RL or RL/2 if <15% NDs.

Time Series

Constituent: Cobalt, Total (mg/L) Analysis Run 6/24/2024 9:54 AM

Plant Scherer Client: Southern Company Data: Scherer PAC-CCR

	GWC-29	GWC-50	GWC-51	GWC-52	GWC-53
4/6/2021	<0.0025	<0.0025			0.0062
8/13/2021	0.00015 (J)	0.00074 (J)	0.00059 (J)		0.015
8/17/2021				<0.0025	
2/14/2022	<0.0025	<0.0025		<0.0025	0.011
2/15/2022			<0.0025		
8/31/2022	<0.0025	<0.0025	<0.0025	<0.0025	0.014
2/28/2023			<0.0025		0.0038
3/1/2023	<0.0025	0.01		<0.0025	
8/3/2023	<0.0025	<0.0025	<0.0025	<0.0025	0.013
3/4/2024	<0.0025	<0.0025	<0.0025	<0.0025	0.0067

ND substitution: RL or RL/2 if <15% NDs.

Time Series

Constituent: Copper, Total (mg/L) Analysis Run 6/24/2024 9:54 AM

Plant Scherer Client: Southern Company Data: Scherer PAC-CCR

	GWA-21 (bg)	GWA-22 (bg)	GWA-45 (bg)	GWA-46 (bg)	GWA-47 (bg)	GWA-48 (bg)	GWA-49 (bg)
12/20/2010			0.0021 (J)	<0.002	0.0065 (J)		
12/21/2010						0.0084 (J)	<0.002
12/22/2010	<0.002	<0.002					
2/1/2011				<0.002	0.018		
2/14/2011	<0.002	<0.002	<0.002			0.013 (O)	<0.002
3/21/2011			<0.002	<0.002			<0.002
3/22/2011	<0.002	<0.002					
3/23/2011					0.022	0.0061 (J)	
4/26/2011	<0.002	<0.002	<0.002	<0.002			<0.002
4/27/2011					0.02	<0.002	
10/25/2011						<0.002	
10/26/2011			<0.002		0.0025 (J)		<0.002
10/27/2011	<0.002	<0.002		<0.002			
5/1/2012	<0.002	<0.002	<0.002		0.0022 (J)	0.0027 (J)	
5/2/2012				<0.002			<0.002
11/8/2012	<0.002	<0.002	0.0034 (J)	0.021 (O)	0.015	<0.002	<0.002
5/7/2013	<0.002	<0.002		<0.002	0.02	0.0039 (J)	
5/8/2013			<0.002				<0.002
11/4/2013	<0.002	<0.002	<0.002	<0.002			
11/5/2013					0.014	<0.002	<0.002
5/23/2014					0.06 (O)	0.0029 (J)	<0.002
5/24/2014	<0.002	<0.002	<0.002	<0.002			
11/7/2014			0.002 (J)	<0.002	0.0032 (J)	<0.002	<0.002
11/8/2014	<0.002	<0.002					
5/20/2015			0.0024 (J)	<0.002			
5/21/2015	0.0028 (O)	0.003 (J)			0.017 (JV)	0.0031 (J)	<0.002
11/12/2015					0.01 (J)	<0.002	<0.002
11/13/2015	<0.002	0.078 (O)	<0.002	<0.002			
4/6/2016	<0.002						
4/7/2016			<0.002	<0.002		<0.002	<0.002
4/8/2016		<0.002			<0.002		
10/10/2016			<0.002	<0.002			
10/11/2016	<0.002	<0.002			0.0051		<0.002
10/14/2016						0.0024 (J)	
4/7/2017		<0.002	<0.002	<0.002	<0.002	<0.002	<0.002
4/10/2017	<0.002						
10/9/2017	<0.002	<0.002					
10/10/2017			<0.002	<0.002	<0.002	<0.002	<0.002
3/22/2018			<0.002 (D)		<0.002		<0.002
3/23/2018				<0.002		<0.002	
3/26/2018	<0.002	<0.002 (D)					
10/3/2018	<0.002	<0.002	<0.002			<0.002	<0.002
10/4/2018				<0.002			
10/5/2018					<0.002		
3/27/2019	<0.002	<0.002	<0.002	<0.002	<0.002	<0.002	<0.002
9/12/2019	<0.002	<0.002	<0.002	<0.002	<0.002	0.00083 (J)	<0.002
3/19/2020	<0.002	<0.002	0.00072 (J)	<0.002		0.0022	<0.002
3/20/2020					0.0011 (J)		
9/10/2020	0.0023	<0.002					<0.002
9/11/2020			0.002	<0.002	<0.002	<0.002	
4/2/2021	<0.002	<0.002	<0.002				
4/5/2021				<0.002	0.0019 (J)	0.00093 (J)	

ND substitution: RL or RL/2 if <15% NDs.

Time Series

Constituent: Copper, Total (mg/L) Analysis Run 6/24/2024 9:54 AM

Plant Scherer Client: Southern Company Data: Scherer PAC-CCR

	GWA-21 (bg)	GWA-22 (bg)	GWA-45 (bg)	GWA-46 (bg)	GWA-47 (bg)	GWA-48 (bg)	GWA-49 (bg)
4/6/2021							<0.002
8/12/2021	0.00066 (J)	<0.002	<0.002	<0.002		<0.002	0.0031
8/13/2021					<0.002		
2/14/2022	<0.002		<0.002	<0.002	<0.002	<0.002	0.0014 (J)
2/15/2022		0.0015 (J)					
8/26/2022	<0.002	<0.002					
8/30/2022							<0.002
8/31/2022			<0.002	<0.002	<0.002	<0.002	
2/28/2023	<0.002	<0.002	<0.002	<0.002	<0.002	<0.002	
3/1/2023							0.0011 (J)
8/2/2023	<0.002						
8/3/2023		<0.002	<0.002	<0.002	<0.002	<0.002	<0.002
2/29/2024	<0.002						
3/4/2024		0.0025	0.0068	<0.002	<0.002	<0.002	<0.002

ND substitution: RL or RL/2 if <15% NDs.

Time Series

Constituent: Copper, Total (mg/L) Analysis Run 6/24/2024 9:54 AM

Plant Scherer Client: Southern Company Data: Scherer PAC-CCR

	GWC-29	GWC-50	GWC-51	GWC-52	GWC-53
12/20/2010					<0.002
12/21/2010				<0.002	
12/22/2010	<0.002	<0.002	<0.002		
2/14/2011					<0.002
2/15/2011	<0.002	<0.002	<0.002	<0.002	
3/21/2011				<0.002	<0.002
3/22/2011	<0.002	<0.002	<0.002		
4/27/2011	<0.002	<0.002	<0.002		<0.002
4/28/2011				<0.002	
10/26/2011	<0.002	<0.002	<0.002	<0.002	<0.002
5/1/2012				<0.002	<0.002
5/2/2012	<0.002	<0.002	<0.002		
11/8/2012	<0.002	<0.002	<0.002		
11/9/2012				<0.002	<0.002
5/8/2013	<0.002	<0.002	<0.002	<0.002	<0.002
11/4/2013	<0.002	<0.002	<0.002	<0.002	<0.002
5/24/2014	<0.002	<0.002	<0.002	<0.002	<0.002
11/7/2014	<0.002		<0.002	<0.002	<0.002
11/8/2014		<0.002			
5/20/2015					<0.002
5/22/2015	0.0031 (O)	0.0031 (O)	<0.002	<0.002	
11/13/2015	<0.002	<0.002	<0.002	<0.002	<0.002
4/8/2016					<0.002
4/11/2016	<0.002	<0.002	<0.002	<0.002	
10/11/2016	<0.002	<0.002			
10/13/2016			<0.002	<0.002	<0.002
4/7/2017		<0.002			
4/10/2017	<0.002		<0.002		
4/11/2017				<0.002	<0.002
10/10/2017	<0.002	<0.002			
10/11/2017			<0.002	<0.002	<0.002
3/23/2018		<0.002			
3/26/2018	<0.002		<0.002	<0.002	<0.002
10/4/2018	<0.002	<0.002	<0.002	<0.002	<0.002
3/27/2019			<0.002		
3/28/2019	<0.002	<0.002		<0.002	<0.002
9/12/2019	<0.002	<0.002	<0.002	<0.002	<0.002
3/19/2020	<0.002	<0.002	<0.002	<0.002	<0.002
9/10/2020	<0.002	<0.002			
9/11/2020			0.0013 (J)	<0.002	<0.002
4/5/2021			<0.002	<0.002	
4/6/2021	<0.002	<0.002			<0.002
8/13/2021	<0.002	0.0046	0.0025		<0.002
8/17/2021				<0.002	
2/14/2022	<0.002	0.0013 (J)		<0.002	<0.002
2/15/2022			<0.002		
8/31/2022	<0.002	<0.002	<0.002	<0.002	<0.002
2/28/2023			<0.002		<0.002
3/1/2023	<0.002	<0.002		<0.002	
8/3/2023	<0.002	<0.002	0.0012 (J)	<0.002	<0.002
3/4/2024	<0.002	<0.002	<0.002	<0.002	<0.002

ND substitution: RL or RL/2 if <15% NDs.

Time Series

Constituent: Fluoride (mg/L) Analysis Run 6/24/2024 9:54 AM

Plant Scherer Client: Southern Company Data: Scherer PAC-CCR

	GWA-21 (bg)	GWA-22 (bg)	GWA-45 (bg)	GWA-46 (bg)	GWA-47 (bg)	GWA-48 (bg)	GWA-49 (bg)
4/6/2016	0.035 (J)						
4/7/2016			0.035 (J)	0.024 (J)		0.044 (J)	0.041 (J)
4/8/2016		<0.1			<0.1		
6/14/2016	<0.1	<0.1	<0.1	<0.1	<0.1		<0.1
6/17/2016						<0.1	
8/9/2016		<0.1	<0.1	<0.1	<0.1		<0.1
8/10/2016	<0.1					<0.1	
10/10/2016			<0.1	<0.1			
10/11/2016	<0.1	<0.1			<0.1		<0.1
10/14/2016						<0.1	
12/2/2016	<0.1		<0.1	<0.1			<0.1
12/5/2016		<0.1			<0.1		
12/19/2016						0.1 (J)	
2/9/2017			<0.1				<0.1
2/10/2017	<0.1	<0.1		<0.1	<0.1		
2/13/2017						<0.1	
4/7/2017		<0.1	<0.1	<0.1	<0.1	<0.1	<0.1
4/10/2017	<0.1						
6/22/2017			<0.1		<0.1	<0.1	<0.1
6/23/2017	<0.1			<0.1			
6/26/2017		<0.1					
10/9/2017	<0.1	<0.1					
10/10/2017			<0.1	<0.1	<0.1	<0.1	<0.1
3/22/2018			<0.1 (D)		<0.1		<0.1
3/23/2018				<0.1		<0.1	
3/26/2018	<0.1	<0.1 (D)					
10/3/2018	<0.1	<0.1	<0.1			<0.1	<0.1
10/4/2018				<0.1			
10/5/2018					<0.1		
3/27/2019	0.035 (J)	0.036 (J)	<0.1	0.033 (J)	0.041 (J)	0.04 (J)	0.037 (J)
9/12/2019	0.04 (J)	0.043 (J)	0.026 (J)	<0.1	0.041 (J)	0.044 (J)	0.042 (J)
3/19/2020	0.059 (J)	0.054 (J)	0.041 (J)	<0.1		0.049 (J)	0.044 (J)
3/20/2020					<0.1		
9/10/2020	0.044 (J)	0.034 (J)					0.036 (J)
9/11/2020			<0.1	<0.1	0.034 (J)	0.035 (J)	
4/2/2021	0.028 (J)	0.032 (J)	<0.1				
4/5/2021				0.039 (J)	0.038 (J)	0.031 (J)	
4/6/2021							0.03 (J)
8/12/2021	0.04 (J)	0.028 (J)	<0.1	0.11		0.052 (J)	0.058 (J)
8/13/2021					0.09 (J)		
2/14/2022	0.058 (J)		0.052 (J)	0.05 (J)	0.068 (J)	0.056 (J)	0.07 (J)
2/15/2022		0.088 (J)					
8/26/2022	0.092 (J)	0.028 (J)					
8/30/2022							0.044 (J)
8/31/2022			0.033 (J)	0.033 (J)	0.056 (J)	0.053 (J)	
2/28/2023	0.076 (J)	0.071 (J)	0.069 (J)	0.05 (J)	0.059 (J)	0.079 (J)	
3/1/2023							0.036 (J)
8/2/2023	0.044 (J)						
8/3/2023		0.042 (J)	<0.1	<0.1	0.047 (J)	0.045 (J)	0.044 (J)
2/29/2024	<0.1						
3/4/2024		<0.1	<0.1	<0.1	<0.1	<0.1	<0.1

ND substitution: RL or RL/2 if <15% NDs.

Time Series

Constituent: Fluoride (mg/L) Analysis Run 6/24/2024 9:54 AM

Plant Scherer Client: Southern Company Data: Scherer PAC-CCR

	GWC-29	GWC-50	GWC-51	GWC-52	GWC-53
4/8/2016					<0.1
4/11/2016	0.033 (J)	0.027 (J)	0.027 (J)	<0.1	
6/15/2016	<0.1	<0.1			
6/16/2016			<0.1	<0.1	<0.1
8/10/2016	<0.1	<0.1	<0.1		
8/11/2016				<0.1	<0.1
10/11/2016	<0.1	<0.1			
10/13/2016			<0.1	<0.1	<0.1
12/2/2016		<0.1			
12/5/2016	<0.1		<0.1	<0.1	
12/6/2016					<0.1
2/13/2017	<0.1	<0.1	<0.1	<0.1	<0.1
4/7/2017		<0.1			
4/10/2017	<0.1		<0.1		
4/11/2017				<0.1	<0.1
6/22/2017		<0.1			
6/23/2017	<0.1		<0.1		
6/24/2017				<0.1	<0.1
10/10/2017	<0.1	<0.1			
10/11/2017			<0.1	<0.1	<0.1
3/23/2018		<0.1			
3/26/2018	<0.1		<0.1	<0.1	<0.1
10/4/2018	<0.1	<0.1	<0.1	<0.1	<0.1
3/27/2019			<0.1		
3/28/2019	0.033 (J)	0.042 (J)		0.039 (J)	<0.1
9/12/2019	0.042 (J)	0.028 (J)	0.028 (J)	0.042 (J)	<0.1
3/19/2020	0.042 (J)	0.039 (J)	0.037 (J)	0.053 (J)	<0.1
9/10/2020	0.04 (J)	<0.1			
9/11/2020			0.049 (J)	0.041 (J)	<0.1
4/5/2021			<0.1	0.05 (J)	
4/6/2021	0.031 (J)	<0.1			<0.1
8/13/2021	0.065 (J)	0.048 (J)	0.043 (J)		0.034 (J)
8/17/2021				0.094 (J)	
2/14/2022	0.074 (J)	0.057 (J)		0.055 (J)	0.041 (J)
2/15/2022			0.06 (J)		
8/31/2022	0.082 (J)	0.065 (J)	0.066 (J)	0.053 (J)	0.055 (J)
2/28/2023			0.074 (J)		0.031 (J)
3/1/2023	0.042 (J)	0.029 (J)		0.066 (J)	
8/3/2023	0.06 (J)	<0.1	<0.1	0.046 (J)	<0.1
3/4/2024	<0.1	<0.1	<0.1	<0.1	<0.1

ND substitution: RL or RL/2 if <15% NDs.

Time Series

Constituent: Lead, Total (mg/L) Analysis Run 6/24/2024 9:54 AM

Plant Scherer Client: Southern Company Data: Scherer PAC-CCR

	GWA-21 (bg)	GWA-22 (bg)	GWA-45 (bg)	GWA-46 (bg)	GWA-47 (bg)	GWA-48 (bg)	GWA-49 (bg)
12/20/2010			<0.001	<0.001	<0.001		
12/21/2010						<0.001	<0.001
12/22/2010	<0.001	<0.001					
2/1/2011				<0.001	0.0027 (J)		
2/14/2011	0.0028 (J)	<0.001	0.0024 (J)			0.0029 (J)	0.0032 (J)
3/21/2011			<0.001	<0.001			0.0038 (J)
3/22/2011	0.0021 (J)	<0.001					
3/23/2011					0.0041 (J)	0.0028 (J)	
4/26/2011	0.003 (J)	0.0025 (J)	0.0027 (J)	0.0024 (J)			0.0046 (J)
4/27/2011					0.0054	0.0038 (J)	
10/25/2011						0.0043 (J)	
10/26/2011			0.0026 (J)		<0.001		0.0024 (J)
10/27/2011	0.0028 (J)	0.0033 (J)		0.0025 (J)			
5/1/2012	<0.001	<0.001	<0.001		<0.001	<0.001	
5/2/2012				<0.001			<0.001
11/8/2012	<0.001	<0.001	0.0023 (J)	0.003 (J)	0.0022 (J)	<0.001	0.0021 (J)
5/7/2013	0.0044 (J)	0.0048 (J)		0.0029 (J)	0.0062	0.0064	
5/8/2013			0.0026 (J)				0.006
11/4/2013	<0.001	<0.001	<0.001	<0.001			
11/5/2013					<0.001	<0.001	0.0023 (J)
5/23/2014					0.0026 (J)	<0.001	<0.001
5/24/2014	<0.001	<0.001	<0.001	<0.001			
11/7/2014			<0.001	<0.001	0.0022 (J)	0.0026 (J)	<0.001
11/8/2014	<0.001	0.0021 (J)					
5/20/2015			0.005 (J)	0.0037 (J)			
5/21/2015	0.0032 (J)	0.002 (J)			0.0049 (J)	0.0038 (J)	0.0062 (J)
11/12/2015					<0.001	0.0021 (J)	0.0035 (J)
11/13/2015	<0.001	<0.001	0.0031 (J)	<0.001			
4/6/2016	<0.001						
4/7/2016			<0.001	<0.001		<0.001	<0.001
4/8/2016		<0.001			<0.001		
6/14/2016	<0.001	<0.001	<0.001	<0.001	<0.001		<0.001
6/17/2016						<0.001	
8/9/2016		<0.001	<0.001	<0.001	<0.001		<0.001
8/10/2016	<0.001					<0.001	
10/10/2016			<0.001	<0.001			
10/11/2016	<0.001	<0.001			<0.001		<0.001
10/14/2016						<0.001	
12/2/2016	<0.001		<0.001	<0.001			<0.001
12/5/2016		<0.001			<0.001		
12/19/2016						<0.001	
2/9/2017			<0.001				<0.001
2/10/2017	<0.001	<0.001		<0.001	<0.001		
2/13/2017						<0.001	
4/7/2017		<0.001	<0.001	<0.001	<0.001	<0.001	<0.001
4/10/2017	<0.001						
6/22/2017			<0.001		<0.001	<0.001	<0.001
6/23/2017	<0.001			<0.001			
6/26/2017		<0.001					
10/9/2017	<0.001	<0.001					
10/10/2017			<0.001	<0.001	<0.001	<0.001	<0.001
3/22/2018			<0.001 (D)		0.00096 (J)		<0.001

ND substitution: RL or RL/2 if <15% NDs.

Time Series

Constituent: Lead, Total (mg/L) Analysis Run 6/24/2024 9:54 AM

Plant Scherer Client: Southern Company Data: Scherer PAC-CCR

	GWA-21 (bg)	GWA-22 (bg)	GWA-45 (bg)	GWA-46 (bg)	GWA-47 (bg)	GWA-48 (bg)	GWA-49 (bg)
3/23/2018				<0.001		<0.001	
3/26/2018	<0.001	<0.001 (D)					
10/3/2018	<0.001	<0.001	<0.001			<0.001	<0.001
10/4/2018				<0.001			
10/5/2018					<0.001		
3/27/2019	<0.001	<0.001	<0.001	<0.001	<0.001	<0.001	<0.001
9/12/2019	<0.001	<0.001	<0.001	<0.001	<0.001	<0.001	<0.001
3/19/2020	<0.001	<0.001	0.00019 (J)	<0.001		0.0002 (J)	<0.001
3/20/2020					<0.001		
9/10/2020	0.0022	<0.001					<0.001
9/11/2020			0.0016	<0.001	<0.001	<0.001	
4/2/2021	<0.001	0.00018 (J)	<0.001				
4/5/2021				<0.001	<0.001	<0.001	
4/6/2021							<0.001
8/12/2021	<0.001	<0.001	<0.001	<0.001		<0.001	<0.001
8/13/2021					<0.001		
2/14/2022	<0.001		<0.001	<0.001	<0.001	<0.001	<0.001
2/15/2022		0.00025 (J)					
8/26/2022	<0.001	<0.001					
8/30/2022							<0.001
8/31/2022			<0.001	<0.001	<0.001	<0.001	
2/28/2023	<0.001	<0.001	<0.001	<0.001	<0.001	<0.001	
3/1/2023							<0.001
8/2/2023	<0.001						
8/3/2023		<0.001	<0.001	<0.001	<0.001	<0.001	<0.001
2/29/2024	0.00023 (J)						
3/4/2024		0.002	<0.001	<0.001	<0.001	<0.001	0.00043 (J)

ND substitution: RL or RL/2 if <15% NDs.

Time Series

Constituent: Lead, Total (mg/L) Analysis Run 6/24/2024 9:54 AM

Plant Scherer Client: Southern Company Data: Scherer PAC-CCR

	GWC-29	GWC-50	GWC-51	GWC-52	GWC-53
12/20/2010					<0.001
12/21/2010				<0.001	
12/22/2010	<0.001	<0.001	<0.001		
2/14/2011					<0.001
2/15/2011	0.0021 (J)	0.0028 (J)	0.0032 (J)	0.0034 (J)	
3/21/2011				0.004 (J)	<0.001
3/22/2011	0.0027 (J)	0.0022 (J)	0.0024 (J)		
4/27/2011	0.0024 (J)	0.0033 (J)	0.0033 (J)		<0.001
4/28/2011				0.0036 (J)	
10/26/2011	0.0021 (J)	0.0028 (J)	0.0023 (J)	0.0038 (J)	<0.001
5/1/2012				<0.001	<0.001
5/2/2012	<0.001	<0.001	<0.001		
11/8/2012	<0.001	<0.001	<0.001		
11/9/2012				<0.001	<0.001
5/8/2013	0.0035 (J)	0.0043 (J)	0.0035 (J)	0.0059	<0.001
11/4/2013	<0.001	<0.001	<0.001	0.0027 (J)	<0.001
5/24/2014	<0.001	<0.001	<0.001	<0.001	<0.001
11/7/2014	<0.001		<0.001	<0.001	<0.001
11/8/2014		<0.001			
5/20/2015					0.0026 (O)
5/22/2015	0.0038 (J)	0.0042 (J)	0.0035 (J)	0.006 (J)	
11/13/2015	<0.001	<0.001	<0.001	0.0024 (J)	<0.001
4/8/2016					<0.001
4/11/2016	<0.001	<0.001	<0.001	<0.001	
6/15/2016	<0.001	<0.001			
6/16/2016			<0.001	<0.001	<0.001
8/10/2016	<0.001	<0.001	<0.001		
8/11/2016				<0.001	<0.001
10/11/2016	<0.001	<0.001			
10/13/2016			<0.001	<0.001	<0.001
12/2/2016		<0.001			
12/5/2016	<0.001		<0.001	<0.001	
12/6/2016					<0.001
2/13/2017	<0.001	<0.001	<0.001	<0.001	<0.001
4/7/2017		<0.001			
4/10/2017	<0.001		<0.001		
4/11/2017				<0.001	<0.001
6/22/2017		<0.001			
6/23/2017	<0.001		<0.001		
6/24/2017				<0.001	<0.001
10/10/2017	<0.001	<0.001			
10/11/2017			0.00041 (J)	<0.001	<0.001
3/23/2018		<0.001			
3/26/2018	<0.001		<0.001	0.0034 (o)	<0.001
10/4/2018	<0.001	<0.001	<0.001	<0.001	<0.001
3/27/2019			<0.001		
3/28/2019	<0.001	<0.001		<0.001	<0.001
9/12/2019	<0.001	<0.001	<0.001	<0.001	<0.001
3/19/2020	<0.001	<0.001	<0.001	<0.001	<0.001
9/10/2020	<0.001	<0.001			
9/11/2020			0.0015	<0.001	<0.001
4/5/2021			<0.001	<0.001	

ND substitution: RL or RL/2 if <15% NDs.

Time Series

Constituent: Lead, Total (mg/L) Analysis Run 6/24/2024 9:54 AM

Plant Scherer Client: Southern Company Data: Scherer PAC-CCR

	GWC-29	GWC-50	GWC-51	GWC-52	GWC-53
4/6/2021	<0.001	<0.001			<0.001
8/13/2021	<0.001	0.00054 (J)	0.00022 (J)		0.00017 (J)
8/17/2021				<0.001	
2/14/2022	<0.001	0.00019 (J)		<0.001	<0.001
2/15/2022			<0.001		
8/31/2022	<0.001	<0.001	<0.001	<0.001	<0.001
2/28/2023			<0.001		<0.001
3/1/2023	<0.001	<0.001		<0.001	
8/3/2023	<0.001	<0.001	<0.001	<0.001	<0.001
3/4/2024	<0.001	<0.001	<0.001	<0.001	<0.001

ND substitution: RL or RL/2 if <15% NDs.

Time Series

Constituent: Mercury, Total (mg/L) Analysis Run 6/24/2024 9:54 AM

Plant Scherer Client: Southern Company Data: Scherer PAC-CCR

	GWA-21 (bg)	GWA-22 (bg)	GWA-45 (bg)	GWA-46 (bg)	GWA-47 (bg)	GWA-48 (bg)	GWA-49 (bg)
12/20/2010			<0.0002	<0.0002	<0.0002		
12/21/2010						<0.0002	<0.0002
12/22/2010	<0.0002	<0.0002					
2/1/2011				<0.0002	<0.0002		
2/14/2011	<0.0002	<0.0002	<0.0002			<0.0002	<0.0002
3/21/2011			<0.0002	<0.0002			<0.0002
3/22/2011	<0.0002	<0.0002					
3/23/2011					<0.0002	<0.0002	
4/26/2011	<0.0002	<0.0002	<0.0002	<0.0002			<0.0002
4/27/2011					<0.0002	<0.0002	
10/25/2011						<0.0002	
10/26/2011			<0.0002		<0.0002		<0.0002
10/27/2011	<0.0002	<0.0002		<0.0002			
5/1/2012	<0.0002	<0.0002	<0.0002		<0.0002	<0.0002	
5/2/2012				<0.0002			<0.0002
11/8/2012	<0.0002	<0.0002	<0.0002	<0.0002	<0.0002	<0.0002	<0.0002
5/7/2013	<0.0002	<0.0002		0.00011 (J)	8.1E-05 (J)	8.4E-05 (J)	
5/8/2013			<0.0002				<0.0002
11/4/2013	<0.0002	<0.0002	<0.0002	<0.0002			
11/5/2013					<0.0002	<0.0002	<0.0002
5/23/2014					<0.0002	<0.0002	<0.0002
5/24/2014	<0.0002	<0.0002	<0.0002	<0.0002			
11/7/2014			<0.0002	<0.0002	<0.0002	<0.0002	<0.0002
11/8/2014	<0.0002	<0.0002					
5/20/2015			<0.0002	<0.0002			
5/21/2015	<0.0002	<0.0002			<0.0002	<0.0002	<0.0002
11/12/2015					<0.0002	<0.0002	<0.0002
11/13/2015	<0.0002	<0.0002	<0.0002	<0.0002			
4/6/2016	<0.0002						
4/7/2016			<0.0002	<0.0002		<0.0002	<0.0002
4/8/2016		<0.0002			<0.0002		
6/14/2016	<0.0002	<0.0002	<0.0002	<0.0002	<0.0002		<0.0002
6/17/2016						<0.0002	
8/9/2016		<0.0002	<0.0002	<0.0002	<0.0002		<0.0002
8/10/2016	<0.0002					<0.0002	
10/10/2016			<0.0002	<0.0002			
10/11/2016	<0.0002	<0.0002			<0.0002		<0.0002
10/14/2016						<0.0002	
12/2/2016	<0.0002		<0.0002	<0.0002			<0.0002
12/5/2016		<0.0002			<0.0002		
12/19/2016						<0.0002	
2/9/2017			<0.0002				<0.0002
2/10/2017	<0.0002	<0.0002		<0.0002	<0.0002		
2/13/2017						<0.0002	
4/7/2017		<0.0002	<0.0002	<0.0002	<0.0002	<0.0002	<0.0002
4/10/2017	<0.0002						
6/22/2017			<0.0002		<0.0002	<0.0002	<0.0002
6/23/2017	<0.0002			<0.0002			
6/26/2017		<0.0002					
10/9/2017	8.7E-05 (J)	8.7E-05 (J)					
10/10/2017			8.9E-05 (J)	8.8E-05 (J)	9.2E-05 (J)	9.2E-05 (J)	8.8E-05 (J)
3/22/2018			<0.0002 (D)		<0.0002		<0.0002

ND substitution: RL or RL/2 if <15% NDs.

Time Series

Constituent: Mercury, Total (mg/L) Analysis Run 6/24/2024 9:54 AM

Plant Scherer Client: Southern Company Data: Scherer PAC-CCR

	GWA-21 (bg)	GWA-22 (bg)	GWA-45 (bg)	GWA-46 (bg)	GWA-47 (bg)	GWA-48 (bg)	GWA-49 (bg)
3/23/2018				<0.0002		<0.0002	
3/26/2018	<0.0002 (X)	<0.0002 (XD)					
10/3/2018	<0.0002 (X)	<0.0002 (X)	<0.0002 (X)			<0.0002 (X)	<0.0002 (X)
10/4/2018				<0.0002			
10/5/2018					<0.0002		
3/27/2019	<0.0002	<0.0002	<0.0002	<0.0002	<0.0002	<0.0002	<0.0002
9/12/2019	<0.0002	<0.0002	<0.0002	<0.0002	<0.0002	<0.0002	<0.0002
3/19/2020	<0.0002	<0.0002	<0.0002	<0.0002		<0.0002	<0.0002
3/20/2020					<0.0002		
9/10/2020	<0.0002	<0.0002					<0.0002
9/11/2020			<0.0002	<0.0002	<0.0002	<0.0002	
4/2/2021	<0.0002	<0.0002	<0.0002				
4/5/2021				<0.0002	<0.0002	<0.0002	
4/6/2021							<0.0002
8/12/2021	<0.0002	<0.0002	<0.0002	<0.0002		<0.0002	<0.0002
8/13/2021					<0.0002		
2/14/2022	<0.0002		<0.0002	<0.0002	<0.0002	<0.0002	<0.0002
2/15/2022		<0.0002					
8/26/2022	<0.0002	<0.0002					
8/30/2022							<0.0002
8/31/2022			<0.0002	<0.0002	<0.0002	<0.0002	
2/28/2023	<0.0002	<0.0002	<0.0002	<0.0002	<0.0002	<0.0002	
3/1/2023							<0.0002
8/2/2023	<0.0002						
8/3/2023		<0.0002	<0.0002	<0.0002	<0.0002	<0.0002	<0.0002
2/29/2024	<0.0002						
3/4/2024		<0.0002	<0.0002	<0.0002	<0.0002	<0.0002	<0.0002

ND substitution: RL or RL/2 if <15% NDs.

Time Series

Constituent: Mercury, Total (mg/L) Analysis Run 6/24/2024 9:54 AM

Plant Scherer Client: Southern Company Data: Scherer PAC-CCR

	GWC-29	GWC-50	GWC-51	GWC-52	GWC-53
12/20/2010					<0.0002
12/21/2010				<0.0002	
12/22/2010	<0.0002	<0.0002	<0.0002		
2/14/2011					<0.0002
2/15/2011	<0.0002	<0.0002	<0.0002	<0.0002	
3/21/2011				<0.0002	<0.0002
3/22/2011	<0.0002	<0.0002	<0.0002		
4/27/2011	<0.0002	<0.0002	<0.0002		<0.0002
4/28/2011				<0.0002	
10/26/2011	<0.0002	<0.0002	<0.0002	8.2E-05	<0.0002
5/1/2012				<0.0002	<0.0002
5/2/2012	<0.0002	<0.0002	<0.0002		
11/8/2012	<0.0002	<0.0002	<0.0002		
11/9/2012				<0.0002	<0.0002
5/8/2013	<0.0002	<0.0002	<0.0002	<0.0002	<0.0002
11/4/2013	<0.0002	<0.0002	<0.0002	<0.0002	<0.0002
5/24/2014	<0.0002	<0.0002	<0.0002	<0.0002	<0.0002
11/7/2014	<0.0002		<0.0002	<0.0002	<0.0002
11/8/2014		<0.0002			
5/20/2015					<0.0002
5/22/2015	<0.0002	<0.0002	<0.0002	<0.0002	
11/13/2015	<0.0002	<0.0002	<0.0002	<0.0002	<0.0002
4/8/2016					<0.0002
4/11/2016	<0.0002	<0.0002	<0.0002	<0.0002	
6/15/2016	<0.0002	<0.0002			
6/16/2016			<0.0002	<0.0002	<0.0002
8/10/2016	<0.0002	<0.0002	<0.0002		
8/11/2016				<0.0002	<0.0002
10/11/2016	<0.0002	<0.0002			
10/13/2016			<0.0002	<0.0002	<0.0002
12/2/2016		<0.0002			
12/5/2016	<0.0002		<0.0002	<0.0002	
12/6/2016					<0.0002
2/13/2017	<0.0002	<0.0002	<0.0002	<0.0002	<0.0002
4/7/2017		<0.0002			
4/10/2017	<0.0002		<0.0002		
4/11/2017				<0.0002	<0.0002
6/22/2017		<0.0002			
6/23/2017	<0.0002		<0.0002		
6/24/2017				<0.0002	<0.0002
10/10/2017	9.1E-05 (J)	8.9E-05 (J)			
10/11/2017			<0.0002	<0.0002	<0.0002
3/23/2018		<0.0002 (X)			
3/26/2018	<0.0002		<0.0002	<0.0002	<0.0002 (X)
10/4/2018	<0.0002	<0.0002	<0.0002	<0.0002	<0.0002
3/27/2019			<0.0002		
3/28/2019	<0.0002	<0.0002		<0.0002	<0.0002
9/12/2019	<0.0002	<0.0002	<0.0002	<0.0002	<0.0002
3/19/2020	<0.0002	<0.0002	<0.0002	<0.0002	<0.0002
9/10/2020	<0.0002	<0.0002			
9/11/2020			<0.0002	<0.0002	<0.0002
4/5/2021			<0.0002	<0.0002	

ND substitution: RL or RL/2 if <15% NDs.

Time Series

Constituent: Mercury, Total (mg/L) Analysis Run 6/24/2024 9:54 AM

Plant Scherer Client: Southern Company Data: Scherer PAC-CCR

	GWC-29	GWC-50	GWC-51	GWC-52	GWC-53
4/6/2021	<0.0002	<0.0002			<0.0002
8/13/2021	<0.0002	<0.0002	<0.0002		<0.0002
8/17/2021				<0.0002	
2/14/2022	<0.0002	<0.0002		<0.0002	<0.0002
2/15/2022			<0.0002		
8/31/2022	<0.0002	<0.0002	<0.0002	<0.0002	<0.0002
2/28/2023			<0.0002		<0.0002
3/1/2023	<0.0002	<0.0002		<0.0002	
8/3/2023	<0.0002	<0.0002	<0.0002	9E-05 (J)	<0.0002
3/4/2024	<0.0002	<0.0002	<0.0002	<0.0002	<0.0002

ND substitution: RL or RL/2 if <15% NDs.

Time Series

Constituent: Nickel, Total (mg/L) Analysis Run 6/24/2024 9:54 AM

Plant Scherer Client: Southern Company Data: Scherer PAC-CCR

	GWA-21 (bg)	GWA-22 (bg)	GWA-45 (bg)	GWA-46 (bg)	GWA-47 (bg)	GWA-48 (bg)	GWA-49 (bg)
12/20/2010			<0.001	<0.001	<0.001		
12/21/2010						0.0052	<0.001
12/22/2010	<0.001	0.003 (O)					
2/1/2011				<0.001	0.0072		
2/14/2011	<0.001	<0.001	<0.001			0.016	<0.001
3/21/2011			<0.001	<0.001			<0.001
3/22/2011	<0.001	<0.001					
3/23/2011					<0.001	<0.001	
4/26/2011	<0.001	<0.001	<0.001	<0.001			<0.001
4/27/2011					<0.001	<0.001	
10/25/2011						<0.001	
10/26/2011			<0.001		<0.001		<0.001
10/27/2011	<0.001	<0.001		<0.001			
5/1/2012	<0.001	<0.001	<0.001		<0.001	0.0035 (J)	
5/2/2012				<0.001			<0.001
11/8/2012	<0.001	<0.001	<0.001	0.0035 (O)	0.0066	0.0046 (J)	<0.001
5/7/2013	<0.001	<0.001		<0.001	0.022	0.0087	
5/8/2013			<0.001				<0.001
11/4/2013	<0.001	<0.001	<0.001	<0.001			
11/5/2013					0.0093	0.0036 (J)	<0.001
5/23/2014					0.0045 (J)	<0.001	<0.001
5/24/2014	<0.001	<0.001	<0.001	<0.001			
11/7/2014			<0.001	<0.001	0.0049 (J)	0.0064	<0.001
11/8/2014	<0.001	<0.001					
5/20/2015			<0.001	<0.001			
5/21/2015	<0.001	<0.001			0.012	0.0045 (J)	<0.001
11/12/2015					0.019	0.0036 (J)	<0.001
11/13/2015	<0.001	<0.001	<0.001	<0.001			
4/6/2016	<0.001						
4/7/2016			<0.001	<0.001		<0.001	<0.001
4/8/2016		<0.001			<0.001		
10/10/2016			<0.001	<0.001			
10/11/2016	<0.001	<0.001			<0.001		<0.001
10/14/2016						<0.001	
4/7/2017		<0.001	<0.001	<0.001	<0.001	<0.001	<0.001
4/10/2017	<0.001						
10/9/2017	0.0024 (O)	<0.001					
10/10/2017			<0.001	<0.001	<0.001	<0.001	<0.001
3/22/2018			<0.001 (D)		<0.001		<0.001
3/23/2018				<0.001		<0.001	
3/26/2018	<0.001	<0.001 (D)					
10/3/2018	<0.001	<0.001	<0.001			<0.001	<0.001
10/4/2018				<0.001			
10/5/2018					<0.001		
3/27/2019	<0.001	<0.001	<0.001	<0.001	<0.001	<0.001	<0.001
9/12/2019	0.00097 (J)	<0.001	0.00061 (J)	0.0004 (J)	<0.001	<0.001	0.00043 (J)
3/19/2020	0.00037 (J)	<0.001	0.00074 (J)	<0.001		0.0004 (J)	<0.001
3/20/2020					<0.001		
9/10/2020	0.00095 (J)	<0.001					0.00062 (J)
9/11/2020			0.001	<0.001	<0.001	<0.001	
4/2/2021	0.00046 (J)	0.00049 (J)	0.00077 (J)				
4/5/2021				<0.001	<0.001	0.00034 (J)	

ND substitution: RL or RL/2 if <15% NDs.

Time Series

Constituent: Nickel, Total (mg/L) Analysis Run 6/24/2024 9:54 AM

Plant Scherer Client: Southern Company Data: Scherer PAC-CCR

	GWA-21 (bg)	GWA-22 (bg)	GWA-45 (bg)	GWA-46 (bg)	GWA-47 (bg)	GWA-48 (bg)	GWA-49 (bg)
4/6/2021							<0.001
8/12/2021	0.0011	0.00042 (J)	0.00092 (J)	<0.001		<0.001	0.0019
8/13/2021					<0.001		
2/14/2022	<0.001		<0.001	<0.001	<0.001	<0.001	0.00088 (J)
2/15/2022		0.0014					
8/26/2022	0.0012	0.00065 (J)					
8/30/2022							0.00074 (J)
8/31/2022			0.00065 (J)	0.00056 (J)	<0.001	<0.001	
2/28/2023	0.0015	0.00091 (J)	0.00064 (J)	<0.001	<0.001	<0.001	
3/1/2023							<0.001
8/2/2023	0.00086 (J)						
8/3/2023		0.00067 (J)	0.00067 (J)	0.00045 (J)	<0.001	<0.001	0.00046 (J)
2/29/2024	0.00097 (J)						
3/4/2024		0.00055 (J)	0.0011	<0.001	<0.001	<0.001	<0.001

ND substitution: RL or RL/2 if <15% NDs.

Time Series

Constituent: Nickel, Total (mg/L) Analysis Run 6/24/2024 9:54 AM

Plant Scherer Client: Southern Company Data: Scherer PAC-CCR

	GWC-29	GWC-50	GWC-51	GWC-52	GWC-53
12/20/2010					0.006
12/21/2010				<0.001	
12/22/2010	<0.0047	<0.0018	<0.0025		
2/14/2011					0.0067
2/15/2011	<0.0047	<0.0018	<0.0025	<0.001	
3/21/2011				<0.001	0.0066
3/22/2011	<0.0047	<0.0018	<0.0025		
4/27/2011	<0.0047	<0.0018	<0.0025		0.0077
4/28/2011				<0.001	
10/26/2011	<0.0047	<0.0018	<0.0025	<0.001	0.0063
5/1/2012				<0.001	0.0068
5/2/2012	<0.0047	<0.0018	<0.0025		
11/8/2012	<0.0047	<0.0018	<0.0025		
11/9/2012				<0.001	0.0067
5/8/2013	<0.0047	<0.0018	<0.0025	<0.001	0.0066
11/4/2013	<0.0047	<0.0018	<0.0025	<0.001	0.0072
5/24/2014	<0.0047	<0.0018	<0.0025	<0.001	0.0053
11/7/2014	<0.0047		<0.0025	<0.001	0.0052
11/8/2014		<0.0018			
5/20/2015					0.0067
5/22/2015	0.0032 (J)	<0.0018	<0.0025	<0.001	
11/13/2015	<0.0047	<0.0018	<0.0025	<0.001	0.0063
4/8/2016					<0.0073
4/11/2016	0.00388 (J)	<0.0018	<0.0025	<0.001	
10/11/2016	<0.0047	<0.0018			
10/13/2016			<0.0025	<0.001	<0.0073
4/7/2017		<0.0018			
4/10/2017	0.0042		<0.0025		
4/11/2017				<0.001	0.0075
10/10/2017	0.0037	<0.0018			
10/11/2017			0.0018 (J)	<0.001	0.0072
3/23/2018		<0.0018			
3/26/2018	0.0037		0.0021 (J)	<0.001	0.0075
10/4/2018	0.0037	<0.0018	0.0024 (J)	<0.001	0.0073
3/27/2019			0.0024 (J)		
3/28/2019	0.0038	<0.0018		<0.001	0.0069
9/12/2019	0.0035	0.0012	0.0019	<0.001	0.007
3/19/2020	0.0039	0.0015	0.0021	<0.001	0.007
9/10/2020	0.0035	0.0017			
9/11/2020			0.002	<0.001	0.0074
4/5/2021			0.002	<0.001	
4/6/2021	0.0042	0.0019			0.0072
8/13/2021	0.0037	0.0036	0.0034		0.0073
8/17/2021				<0.001	
2/14/2022	0.0034	0.0026		<0.001	0.0071
2/15/2022			0.0024		
8/31/2022	0.0033	0.0031	0.0025	<0.001	0.0069
2/28/2023			0.0028		0.0073
3/1/2023	0.0038	0.0073		<0.001	
8/3/2023	0.0031	0.0033	0.0028	<0.001	0.0071
3/4/2024	0.0028	0.0029	0.0024	<0.001	0.0077

ND substitution: RL or RL/2 if <15% NDs.

Time Series

Constituent: pH (S.U.) Analysis Run 6/24/2024 9:54 AM

Plant Scherer Client: Southern Company Data: Scherer PAC-CCR

	GWA-21 (bg)	GWA-22 (bg)	GWA-45 (bg)	GWA-46 (bg)	GWA-47 (bg)	GWA-48 (bg)	GWA-49 (bg)
11/7/2014			6.26	5.92	6.54	6.91	6.99
11/8/2014	5.89	5.92					
5/21/2015		5.97					
11/12/2015					6.43	6.81	7
11/13/2015	5.65	5.8	6.02	5.78			
4/6/2016	5.9 (D)						
4/7/2016			6.48	6.83	6.45 (D)	6.74	6.85
4/8/2016		6.12			6.45		
6/14/2016	5.75	5.84	6.05	5.82	6.4		6.83
6/17/2016						6.78	
8/1/2016				5.78			
8/9/2016		5.75	6.05		6.43		6.77
8/10/2016	5.75					6.73	
10/10/2016			6.02	5.78			
10/11/2016	5.8	5.84			6.34		6.83
10/14/2016						6.7	
12/2/2016	5.78		5.95	5.71			6.79
12/5/2016		5.7			6.46	6.71	
2/9/2017			6.24				6.65
2/10/2017	5.83	6.17		5.79	6.33		
2/13/2017						6.56	
4/7/2017		5.99	5.95	5.93	6.38	6.62	6.75
4/10/2017	5.74						
6/22/2017			6.02		6.45	6.76	6.85
6/23/2017				5.77			
6/26/2017	5.83	5.87					
10/9/2017	5.61	5.52					
10/10/2017			6	5.81	6.44	6.7	6.84
3/22/2018			6.2		6.46		7
3/23/2018				5.89		6.92	
3/26/2018	5.76	6.06					
10/3/2018	5.78	5.83	6.03			6.81	6.93
10/4/2018				5.86			
10/5/2018					6.47		
3/27/2019	5.97	6.04	6.31	5.95	6.52	6.86	6.91
9/12/2019	5.83	5.87		5.83	6.49	6.78	6.82
9/13/2019			5.96				
3/19/2020	5.81	6.14	6.46	5.93	6.39	6.73	6.87
3/20/2020					6.39		
9/10/2020	5.83	5.78					6.91
9/11/2020			5.98	6.02	6.59	6.76	
4/2/2021	6.06	6.03	5.92				
4/5/2021				5.92	6.59	6.78	
4/6/2021							6.87
6/1/2021				5.8	6.46	6.78	
8/12/2021	5.88	5.91	5.92	5.71		6.86	6.86
8/13/2021					6.33		
2/14/2022	5.99		6.31	5.85	6.6	6.93	7.1
2/15/2022		6.4					
8/26/2022	5.73 (D)	5.86 (D)					
8/30/2022							7.08
8/31/2022			6.03	5.8	6.53	6.91	

Time Series

Constituent: pH (S.U.) Analysis Run 6/24/2024 9:54 AM

Plant Scherer Client: Southern Company Data: Scherer PAC-CCR

	GWA-21 (bg)	GWA-22 (bg)	GWA-45 (bg)	GWA-46 (bg)	GWA-47 (bg)	GWA-48 (bg)	GWA-49 (bg)
10/25/2022			5.99	5.88	6.48	6.81	6.96
11/16/2022			6.02	5.88	6.51	6.83	6.91
2/28/2023	5.81	6.21	5.88	5.91	6.52	6.87	
3/1/2023							6.98
8/2/2023	5.86						
8/3/2023		6.03	5.93	5.841351	6.42	6.84	6.88
2/29/2024	5.8						
3/4/2024		6.41	6.54	5.94	6.49	6.86	6.96

Time Series

Constituent: pH (S.U.) Analysis Run 6/24/2024 9:54 AM

Plant Scherer Client: Southern Company Data: Scherer PAC-CCR

	GWC-29	GWC-50	GWC-51	GWC-52	GWC-53
11/7/2014			5.95	6.75	5.67
11/8/2014		5.94			
5/22/2015	5.8	5.79	5.84	6.65	
5/25/2015			8.36 (o)	7.63 (o)	7.725 (oD)
11/13/2015	5.87	5.92	5.82	6.77	5.52
4/8/2016					5.63
4/11/2016	5.84	5.82	5.88	6.64	
6/15/2016	5.82	5.85			
6/16/2016			5.85	6.6	5.56
8/10/2016	5.82	5.85	5.83		
8/11/2016				6.61	5.56
10/11/2016	5.78	5.76			
10/13/2016			5.84	6.64	5.61
12/2/2016		5.76			
12/5/2016	5.72		5.81	6.63	
12/6/2016					5.48
2/13/2017	5.81	5.8	5.76	6.59	5.57
4/7/2017		5.75			
4/10/2017	5.75		5.78		
4/11/2017				6.53	5.52
6/22/2017		5.83			
6/23/2017	5.78		5.82		
6/26/2017				6.6	5.56
10/10/2017	5.82	5.76			
10/11/2017			5.83	6.61	5.51
3/23/2018		5.98			
3/26/2018	5.91		5.98	6.77	5.78
10/4/2018	5.83	5.85	5.85	6.67	5.56
3/27/2019			5.94		
3/28/2019	5.95	5.71		6.71	5.67
9/12/2019	5.98		5.86	6.68	
9/13/2019		5.78			5.55
3/19/2020	5.97	5.78	5.9	6.64	5.65
9/10/2020	6.09	5.78			
9/11/2020			5.84	6.64	5.69
4/5/2021			5.99	6.68	
4/6/2021	6.3	5.76			5.67
6/2/2021			5.87	6.6	
8/13/2021	6.18	5.86	5.92		5.47
8/17/2021				6.63	
2/14/2022	6.29	5.9		6.79	5.65
2/15/2022			6.02		
8/31/2022	6.21	5.85	5.91	6.74	5.59
10/25/2022	6.21	5.89	5.94	6.65	5.64
11/16/2022	6.14	5.81	5.87	6.65	5.65
2/28/2023			5.86		5.66
3/1/2023	6.11	5.69		6.59	
5/2/2023		5.82 (R)			
8/3/2023	5.94	5.89	5.86	6.63	5.56
3/4/2024	6.52	5.77	5.85	7.01	5.9
5/20/2024					5.6 (R)

Time Series

Constituent: Selenium, Total (mg/L) Analysis Run 6/24/2024 9:54 AM

Plant Scherer Client: Southern Company Data: Scherer PAC-CCR

	GWA-21 (bg)	GWA-22 (bg)	GWA-45 (bg)	GWA-46 (bg)	GWA-47 (bg)	GWA-48 (bg)	GWA-49 (bg)
12/20/2010			<0.005	<0.005	<0.005		
12/21/2010						<0.005	<0.005
12/22/2010	<0.005	<0.005					
2/1/2011				<0.005	<0.005		
2/14/2011	<0.005	<0.005	<0.005			<0.005	<0.005
3/21/2011			<0.005	<0.005			<0.005
3/22/2011	<0.005	<0.005					
3/23/2011					<0.005	<0.005	
4/26/2011	<0.005	<0.005	<0.005	<0.005			<0.005
4/27/2011					<0.005	<0.005	
10/25/2011						<0.005	
10/26/2011			<0.005		<0.005		<0.005
10/27/2011	<0.005	<0.005		<0.005			
5/1/2012	<0.005	<0.005	<0.005		<0.005	<0.005	
5/2/2012				<0.005			<0.005
11/8/2012	<0.005	<0.005	<0.005	<0.005	<0.005	<0.005	<0.005
5/7/2013	<0.005	<0.005		<0.005	<0.005	0.0046	
5/8/2013			0.0048				<0.005
11/4/2013	0.0061 (O)	0.0048	<0.005	<0.005			
11/5/2013					0.0064 (O)	0.0047	<0.005
5/23/2014					<0.005	<0.005	<0.005
5/24/2014	<0.005	<0.005	0.0042	<0.005			
11/7/2014			<0.005	<0.005	<0.005	<0.005	<0.005
11/8/2014	<0.005	<0.005					
5/20/2015			0.0093 (O)	<0.005			
5/21/2015	0.0072 (O)	0.0041			<0.005	0.0077 (O)	0.0041
11/12/2015					<0.005	<0.005	<0.005
11/13/2015	<0.005	<0.005	0.0061 (O)	<0.005			
4/6/2016	<0.005						
4/7/2016			<0.005	<0.005		<0.005	<0.005
4/8/2016		<0.005			<0.005		
6/14/2016	<0.005	<0.005	<0.005	<0.005	<0.005		<0.005
6/17/2016						<0.005	
8/9/2016		<0.005	<0.005	<0.005	<0.005		<0.005
8/10/2016	<0.005					<0.005	
10/10/2016			<0.005	<0.005			
10/11/2016	<0.005	<0.005			<0.005		<0.005
10/14/2016						<0.005	
12/2/2016	<0.005		<0.005	<0.005			<0.005
12/5/2016		<0.005			<0.005		
12/19/2016						<0.005	
2/9/2017			<0.005				<0.005
2/10/2017	<0.005	0.0032		<0.005	<0.005		
2/13/2017						<0.005	
4/7/2017		<0.005	<0.005	<0.005	<0.005	<0.005	0.00092 (J)
4/10/2017	<0.005						
6/22/2017			<0.005		0.0021	<0.005	<0.005
6/23/2017	<0.005			<0.005			
6/26/2017		<0.005					
10/9/2017	<0.005	<0.005					
10/10/2017			0.00033 (J)	<0.005	<0.005	<0.005	<0.005
3/22/2018			<0.005 (D)		<0.005		<0.005

ND substitution: RL or RL/2 if <15% NDs.

Time Series

Constituent: Selenium, Total (mg/L) Analysis Run 6/24/2024 9:54 AM

Plant Scherer Client: Southern Company Data: Scherer PAC-CCR

	GWA-21 (bg)	GWA-22 (bg)	GWA-45 (bg)	GWA-46 (bg)	GWA-47 (bg)	GWA-48 (bg)	GWA-49 (bg)
3/23/2018				<0.005		<0.005	
3/26/2018	<0.005	<0.005 (D)					
10/3/2018	<0.005	<0.005	<0.005			<0.005	<0.005
10/4/2018				<0.005			
10/5/2018					<0.005		
3/27/2019	<0.005	<0.005	<0.005	<0.005	<0.005	<0.005	<0.005
9/12/2019	<0.005	<0.005	<0.005	<0.005	<0.005	<0.005	<0.005
3/19/2020	<0.005	<0.005	<0.005	<0.005		<0.005	<0.005
3/20/2020					<0.005		
9/10/2020	<0.005	<0.005					<0.005
9/11/2020			<0.005	<0.005	<0.005	<0.005	
4/2/2021	<0.005	<0.005	<0.005				
4/5/2021				<0.005	<0.005	<0.005	
4/6/2021							<0.005
8/12/2021	<0.005	<0.005	<0.005	<0.005		<0.005	<0.005
8/13/2021					<0.005		
2/14/2022	<0.005		<0.005	<0.005	<0.005	<0.005	<0.005
2/15/2022		<0.005					
8/26/2022	<0.005	<0.005					
8/30/2022							<0.005
8/31/2022			<0.005	<0.005	<0.005	<0.005	
2/28/2023	<0.005	<0.005	0.00076 (J)	<0.005	<0.005	<0.005	
3/1/2023							<0.005
8/2/2023	<0.005						
8/3/2023		<0.005	<0.005	<0.005	<0.005	<0.005	<0.005
2/29/2024	<0.005						
3/4/2024		<0.005	<0.005	<0.005	<0.005	<0.005	<0.005

ND substitution: RL or RL/2 if <15% NDs.

Time Series

Constituent: Selenium, Total (mg/L) Analysis Run 6/24/2024 9:54 AM

Plant Scherer Client: Southern Company Data: Scherer PAC-CCR

	GWC-29	GWC-50	GWC-51	GWC-52	GWC-53
12/20/2010					<0.005
12/21/2010				<0.005	
12/22/2010	<0.005	<0.005	<0.005		
2/14/2011					<0.005
2/15/2011	<0.005	<0.005	<0.005	<0.005	
3/21/2011				<0.005	<0.005
3/22/2011	<0.005	<0.005	<0.005		
4/27/2011	<0.005	<0.005	<0.005		<0.005
4/28/2011				<0.005	
10/26/2011	<0.005	<0.005	<0.005	<0.005	<0.005
5/1/2012				<0.005	<0.005
5/2/2012	<0.005	<0.005	<0.005		
11/8/2012	<0.005	<0.005	<0.005		
11/9/2012				<0.005	<0.005
5/8/2013	<0.005	0.0042	<0.005	<0.005	<0.005
11/4/2013	<0.005	<0.005	<0.005	0.0049	<0.005
5/24/2014	0.0044	<0.005	<0.005	<0.005	<0.005
11/7/2014	<0.005		<0.005	<0.005	<0.005
11/8/2014		<0.005			
5/20/2015					<0.005
5/22/2015	<0.005	<0.005	<0.005	0.0067 (O)	
11/13/2015	<0.005	<0.005	<0.005	<0.005	<0.005
4/8/2016					<0.005
4/11/2016	<0.005	<0.005	<0.005	<0.005	
6/15/2016	<0.005	<0.005			
6/16/2016			<0.005	<0.005	<0.005
8/10/2016	<0.005	<0.005	<0.005		
8/11/2016				0.00036 (J)	<0.005
10/11/2016	<0.005	<0.005			
10/13/2016			<0.005	0.00035 (J)	0.00046 (J)
12/2/2016		<0.005			
12/5/2016	<0.005		<0.005	<0.005	
12/6/2016					<0.005
2/13/2017	<0.005	<0.005	<0.005	<0.005	0.0025
4/7/2017		0.0021			
4/10/2017	<0.005		<0.005		
4/11/2017				0.0027	0.00089 (J)
6/22/2017		<0.005			
6/23/2017	<0.005		<0.005		
6/24/2017				<0.005	<0.005
10/10/2017	<0.005	<0.005			
10/11/2017			<0.005	<0.005	<0.005
3/23/2018		<0.005			
3/26/2018	<0.005		<0.005	<0.005	<0.005
10/4/2018	0.00032 (J)	<0.005	<0.005	0.0004 (J)	<0.005
3/27/2019			<0.005		
3/28/2019	<0.005	<0.005		<0.005	<0.005
9/12/2019	<0.005	<0.005	<0.005	<0.005	<0.005
3/19/2020	<0.005	<0.005	<0.005	<0.005	<0.005
9/10/2020	<0.005	<0.005			
9/11/2020			<0.005	<0.005	<0.005
4/5/2021			<0.005	<0.005	

ND substitution: RL or RL/2 if <15% NDs.

Time Series

Constituent: Selenium, Total (mg/L) Analysis Run 6/24/2024 9:54 AM

Plant Scherer Client: Southern Company Data: Scherer PAC-CCR

	GWC-29	GWC-50	GWC-51	GWC-52	GWC-53
4/6/2021	<0.005	<0.005			<0.005
8/13/2021	<0.005	<0.005	<0.005		<0.005
8/17/2021				<0.005	
2/14/2022	<0.005	<0.005		<0.005	<0.005
2/15/2022			<0.005		
8/31/2022	<0.005	<0.005	<0.005	<0.005	<0.005
2/28/2023			<0.005		<0.005
3/1/2023	<0.005	<0.005		0.00099 (J)	
8/3/2023	<0.005	<0.005	<0.005	<0.005	<0.005
3/4/2024	<0.005	<0.005	<0.005	<0.005	<0.005

ND substitution: RL or RL/2 if <15% NDs.

Time Series

Constituent: Silver, Total (mg/L) Analysis Run 6/24/2024 9:54 AM

Plant Scherer Client: Southern Company Data: Scherer PAC-CCR

	GWA-21 (bg)	GWA-22 (bg)	GWA-45 (bg)	GWA-46 (bg)	GWA-47 (bg)	GWA-48 (bg)	GWA-49 (bg)
12/20/2010			<0.001	<0.001	<0.001		
12/21/2010						<0.001	<0.001
12/22/2010	<0.001	<0.001					
2/1/2011				<0.001	<0.001		
2/14/2011	<0.001	<0.001	<0.001			<0.001	<0.001
3/21/2011			<0.001	<0.001			<0.001
3/22/2011	<0.001	<0.001					
3/23/2011					<0.001	<0.001	
4/26/2011	<0.001	<0.001	<0.001	<0.001			<0.001
4/27/2011					<0.001	<0.001	
10/25/2011						<0.001	
10/26/2011			<0.001		<0.001		<0.001
10/27/2011	<0.001	<0.001		<0.001			
5/1/2012	<0.001	<0.001	<0.001		<0.001	<0.001	
5/2/2012				<0.001			<0.001
11/8/2012	<0.001	<0.001	<0.001	<0.001	<0.001	<0.001	<0.001
5/7/2013	<0.001	<0.001		<0.001	<0.001	<0.001	
5/8/2013			<0.001				<0.001
11/4/2013	<0.001	<0.001	<0.001	<0.001			
11/5/2013					<0.001	<0.001	<0.001
5/23/2014					<0.001	<0.001	<0.001
5/24/2014	<0.001	<0.001	<0.001	<0.001			
11/7/2014			<0.001	<0.001	<0.001	<0.001	<0.001
11/8/2014	<0.001	<0.001					
5/20/2015			<0.001	<0.001			
5/21/2015	<0.001	<0.001			<0.001	<0.001	<0.001
11/12/2015					<0.001	<0.001	<0.001
11/13/2015	<0.001	<0.001	<0.001	<0.001			
4/6/2016	<0.001						
4/7/2016			<0.001	<0.001		<0.001	<0.001
4/8/2016		<0.001			<0.001		
10/10/2016			<0.001	<0.001			
10/11/2016	<0.001	<0.001			<0.001		<0.001
10/14/2016						<0.001	
4/7/2017		<0.001	<0.001	<0.001	<0.001	<0.001	<0.001
4/10/2017	<0.001						
10/9/2017	<0.001	<0.001					
10/10/2017			<0.001	<0.001	<0.001	<0.001	<0.001
3/22/2018			<0.001 (D)		<0.001		<0.001
3/23/2018				<0.001		<0.001	
3/26/2018	<0.001	<0.001 (D)					
10/3/2018	<0.001	<0.001	<0.001			<0.001	<0.001
10/4/2018				<0.001			
10/5/2018					<0.001		
3/27/2019	<0.001	<0.001	<0.001	<0.001	<0.001	<0.001	<0.001
9/12/2019	<0.001	<0.001	<0.001	<0.001	<0.001	<0.001	<0.001
3/19/2020	<0.001	<0.001	<0.001	<0.001		<0.001	<0.001
3/20/2020					<0.001		
9/10/2020	<0.001	<0.001					<0.001
9/11/2020			<0.001	<0.001	<0.001	<0.001	
4/2/2021	<0.001	<0.001	<0.001				
4/5/2021				<0.001	<0.001	<0.001	

ND substitution: RL or RL/2 if <15% NDs.

Time Series

Constituent: Silver, Total (mg/L) Analysis Run 6/24/2024 9:54 AM

Plant Scherer Client: Southern Company Data: Scherer PAC-CCR

	GWA-21 (bg)	GWA-22 (bg)	GWA-45 (bg)	GWA-46 (bg)	GWA-47 (bg)	GWA-48 (bg)	GWA-49 (bg)
4/6/2021							<0.001
8/12/2021	<0.001	<0.001	<0.001	<0.001		<0.001	<0.001
8/13/2021					<0.001		
2/14/2022	<0.001		<0.001	<0.001	<0.001	<0.001	<0.001
2/15/2022		<0.001					
8/26/2022	<0.001	<0.001					
8/30/2022							<0.001
8/31/2022			<0.001	<0.001	<0.001	<0.001	
2/28/2023	<0.001	<0.001	<0.001	<0.001	<0.001	<0.001	
3/1/2023							<0.001
8/2/2023	<0.001						
8/3/2023		<0.001	<0.001	<0.001	<0.001	<0.001	<0.001
2/29/2024	<0.001						
3/4/2024		<0.001	<0.001	<0.001	<0.001	<0.001	<0.001

ND substitution: RL or RL/2 if <15% NDs.

Time Series

Constituent: Silver, Total (mg/L) Analysis Run 6/24/2024 9:54 AM

Plant Scherer Client: Southern Company Data: Scherer PAC-CCR

	GWC-29	GWC-50	GWC-51	GWC-52	GWC-53
12/20/2010					<0.001
12/21/2010				<0.001	
12/22/2010	<0.001	<0.001	<0.001		
2/14/2011					<0.001
2/15/2011	<0.001	<0.001	<0.001	<0.001	
3/21/2011				<0.001	<0.001
3/22/2011	<0.001	<0.001	<0.001		
4/27/2011	<0.001	<0.001	<0.001		<0.001
4/28/2011				<0.001	
10/26/2011	<0.001	<0.001	<0.001	<0.001	<0.001
5/1/2012				<0.001	<0.001
5/2/2012	<0.001	<0.001	<0.001		
11/8/2012	<0.001	<0.001	<0.001		
11/9/2012				<0.001	<0.001
5/8/2013	<0.001	<0.001	<0.001	<0.001	<0.001
11/4/2013	<0.001	<0.001	<0.001	<0.001	<0.001
5/24/2014	<0.001	<0.001	<0.001	<0.001	<0.001
11/7/2014	<0.001		<0.001	<0.001	<0.001
11/8/2014		<0.001			
5/20/2015					<0.001
5/22/2015	<0.001	<0.001	<0.001	<0.001	
11/13/2015	<0.001	<0.001	<0.001	<0.001	<0.001
4/8/2016					<0.001
4/11/2016	<0.001	<0.001	<0.001	<0.001	
10/11/2016	<0.001	<0.001			
10/13/2016			<0.001	<0.001	<0.001
4/7/2017		<0.001			
4/10/2017	<0.001		<0.001		
4/11/2017				<0.001	<0.001
10/10/2017	<0.001	<0.001			
10/11/2017			<0.001	<0.001	<0.001
3/23/2018		<0.001			
3/26/2018	<0.001		<0.001	<0.001	<0.001
10/4/2018	<0.001	<0.001	<0.001	<0.001	<0.001
3/27/2019			<0.001		
3/28/2019	<0.001	<0.001		<0.001	<0.001
9/12/2019	<0.001	<0.001	<0.001	<0.001	<0.001
3/19/2020	<0.001	<0.001	<0.001	<0.001	<0.001
9/10/2020	<0.001	<0.001			
9/11/2020			<0.001	<0.001	<0.001
4/5/2021			<0.001	<0.001	
4/6/2021	<0.001	<0.001			<0.001
8/13/2021	<0.001	<0.001	<0.001		<0.001
8/17/2021				<0.001	
2/14/2022	<0.001	<0.001		<0.001	<0.001
2/15/2022			<0.001		
8/31/2022	<0.001	<0.001	<0.001	<0.001	<0.001
2/28/2023			<0.001		<0.001
3/1/2023	<0.001	<0.001		<0.001	
8/3/2023	<0.001	<0.001	<0.001	<0.001	<0.001
3/4/2024	<0.001	<0.001	<0.001	<0.001	<0.001

ND substitution: RL or RL/2 if <15% NDs.

Time Series

Constituent: Sulfate (mg/L) Analysis Run 6/24/2024 9:54 AM

Plant Scherer Client: Southern Company Data: Scherer PAC-CCR

	GWA-21 (bg)	GWA-22 (bg)	GWA-45 (bg)	GWA-46 (bg)	GWA-47 (bg)	GWA-48 (bg)	GWA-49 (bg)
4/6/2016	0.813 (J)						
4/7/2016			107.095	0.594 (J)		1.522	0.507 (J)
4/8/2016		<1			<1		
6/14/2016	<1.1	<1	160	<1	<1		<1
6/17/2016						1.1	
8/9/2016		<1	130	<1	<1		<1
8/10/2016	0.9 (J)					1.1	
10/10/2016			140	<1			
10/11/2016	0.99 (J)	<1			<1		<1
10/14/2016						0.89 (J)	
12/2/2016	0.99 (J)		150	<1			<1
12/5/2016		<1			<1		
12/19/2016						1.2	
2/9/2017			150				<1
2/10/2017	1.4	<1		<1	<1		
2/13/2017						1.4	
4/7/2017		<1	140	<1	<1	1.2	<1
4/10/2017	1.6						
6/22/2017			160		<1	1.1	<1
6/23/2017	1.8			<1			
6/26/2017		<1					
10/9/2017	2.5	<1					
10/10/2017			160	<1	<1	0.92 (J)	<1
3/22/2018			150 (D)		<1		<1
3/23/2018				<1		1.3	
3/26/2018	2.3	<1 (D)					
10/3/2018	1.9	<1	140			1.2	<1
10/4/2018				<1			
10/5/2018					<1		
3/27/2019	0.81 (J)	<1	140	0.52 (J)	<1	1.6	0.56 (J)
9/12/2019	1.3	0.38 (J)	170	0.61 (J)	0.4 (J)	1.2	0.77 (J)
3/19/2020	0.92 (J)	<1	150	0.39 (J)		1.5	0.56 (J)
3/20/2020					0.58 (J)		
9/10/2020	1.3	<1					0.42 (J)
9/11/2020			170	0.99 (J)	0.39 (J)	1.3	
4/2/2021	0.99 (J)	<1	180				
4/5/2021				<1	<1	1.3	
4/6/2021							<1
8/12/2021	1.8	<1	180	1		1	<1
8/13/2021					<1		
2/14/2022	1		130	<1	<1	1.2	0.85 (J)
2/15/2022		0.87 (J)					
8/26/2022	2.7	<1					
8/30/2022							0.76 (J)
8/31/2022			170	1.1	1.1	1.6	
2/28/2023	2.7	1.7	170	1.7	1.6	2.5	
3/1/2023							1.2
8/2/2023	1.4						
8/3/2023		<1	170	0.49 (J)	<1	0.94 (J)	0.46 (J)
2/29/2024	2.8						
3/4/2024		<1	160	0.64 (J)	0.46 (J)	1.4	0.66 (J)

ND substitution: RL or RL/2 if <15% NDs.

Time Series

Constituent: Sulfate (mg/L) Analysis Run 6/24/2024 9:54 AM

Plant Scherer Client: Southern Company Data: Scherer PAC-CCR

	GWC-29	GWC-50	GWC-51	GWC-52	GWC-53
4/8/2016					135.355
4/11/2016	2.15	<1	0.415 (J)	<1	
6/15/2016	<2.5	<1			
6/16/2016			<0.7	10	140
8/10/2016	2.5	<1	<0.7		
8/11/2016				9.8	130
10/11/2016	2.7	<1			
10/13/2016			<0.7	11	140
12/2/2016		<1			
12/5/2016	2.6		<0.7	13	
12/6/2016					150
2/13/2017	2.4	<1	<0.7	14	160
4/7/2017		<1			
4/10/2017	2.3		<0.7		
4/11/2017				12	130
6/22/2017		<1			
6/23/2017	2.5		<0.7		
6/24/2017				12	160
10/10/2017	2.5	<1			
10/11/2017			<0.7	13	160
3/23/2018		<1			
3/26/2018	2.4		<0.7	20	160
10/4/2018	2.8	<1	<0.7	23	170
3/27/2019			2.7		
3/28/2019	3.2	0.38 (J)		29	170
9/12/2019	3.2	<1	0.65 (J)	34	170
3/19/2020	3.2	<1	0.71 (J)	40	170
9/10/2020	2.7	<1			
9/11/2020			2.6	39	160
4/5/2021			1.7	57	
4/6/2021	2.5	<1			160
8/13/2021	2.7	<1	1.4		170
8/17/2021				54	
2/14/2022	2.9	<1		56	150
2/15/2022			1.8		
8/31/2022	2.8	0.88 (J)	2.4	65	170
2/28/2023			3.2		170
3/1/2023	2.4	170		70	
8/3/2023	1.7	<1	2.2	74	170
3/4/2024	2.1	<1	2.9	90	180

ND substitution: RL or RL/2 if <15% NDs.

Time Series

Constituent: Thallium, Total (mg/L) Analysis Run 6/24/2024 9:54 AM

Plant Scherer Client: Southern Company Data: Scherer PAC-CCR

	GWA-21 (bg)	GWA-22 (bg)	GWA-45 (bg)	GWA-46 (bg)	GWA-47 (bg)	GWA-48 (bg)	GWA-49 (bg)
12/20/2010			0.00026 (J)	<0.001	<0.001		
12/21/2010						<0.001	<0.001
12/22/2010	<0.001	<0.001					
2/1/2011				<0.001	<0.001		
2/14/2011	<0.001	<0.001	<0.001			<0.001	<0.001
3/21/2011			<0.001	<0.001			<0.001
3/22/2011	<0.001	<0.001					
3/23/2011					<0.001	<0.001	
4/26/2011	<0.001	<0.001	<0.001	<0.001			<0.001
4/27/2011					<0.001	<0.001	
10/25/2011						<0.001	
10/26/2011			<0.001		<0.001		<0.001
10/27/2011	<0.001	<0.001		<0.001			
5/1/2012	<0.001	<0.001	<0.001		<0.001	<0.001	
5/2/2012				<0.001			<0.001
11/8/2012	<0.001	<0.001	<0.001	<0.001	<0.001	<0.001	<0.001
5/7/2013	<0.001	<0.001		<0.001	<0.001	<0.001	
5/8/2013			<0.001				<0.001
11/4/2013	0.00025 (J)	<0.001	<0.001	<0.001			
11/5/2013					<0.001	<0.001	<0.001
5/23/2014					<0.001	<0.001	<0.001
5/24/2014	<0.001	<0.001	<0.001	<0.001			
11/7/2014			0.00032	<0.001	<0.001	<0.001	<0.001
11/8/2014	0.00048	0.00086					
5/20/2015			<0.001	<0.001			
5/21/2015	<0.001	<0.001			<0.001	<0.001	<0.001
11/12/2015					<0.001	<0.001	<0.001
11/13/2015	<0.001	<0.001	<0.001	<0.001			
4/6/2016	<0.001						
4/7/2016			<0.001	<0.001		<0.001	<0.001
4/8/2016		<0.001			<0.001		
6/14/2016	<0.001	<0.001	<0.001	<0.001	<0.001		<0.001
6/17/2016						<0.001	
8/9/2016		<0.001	<0.001	<0.001	<0.001		<0.001
8/10/2016	<0.001					<0.001	
10/10/2016			<0.001	<0.001			
10/11/2016	<0.001	<0.001			<0.001		<0.001
10/14/2016						<0.001	
12/2/2016	<0.001		<0.001	<0.001			<0.001
12/5/2016		<0.001			<0.001		
12/19/2016						<0.001	
2/9/2017			<0.001				<0.001
2/10/2017	<0.001	<0.001		<0.001	<0.001		
2/13/2017						<0.001	
4/7/2017		<0.001	<0.001	<0.001	<0.001	<0.001	<0.001
4/10/2017	<0.001						
6/22/2017			<0.001		<0.001	<0.001	<0.001
6/23/2017	<0.001			<0.001			
6/26/2017		<0.001					
10/9/2017	<0.001	<0.001					
10/10/2017			<0.001	<0.001	<0.001	<0.001	<0.001
3/22/2018			<0.001 (D)		<0.001		<0.001

ND substitution: RL or RL/2 if <15% NDs.

Time Series

Constituent: Thallium, Total (mg/L) Analysis Run 6/24/2024 9:54 AM

Plant Scherer Client: Southern Company Data: Scherer PAC-CCR

	GWA-21 (bg)	GWA-22 (bg)	GWA-45 (bg)	GWA-46 (bg)	GWA-47 (bg)	GWA-48 (bg)	GWA-49 (bg)
3/23/2018				<0.001		<0.001	
3/26/2018	<0.001	<0.001 (D)					
10/3/2018	<0.001	<0.001	<0.001			<0.001	<0.001
10/4/2018				<0.001			
10/5/2018					<0.001		
3/27/2019	<0.001	<0.001	<0.001	<0.001	<0.001	<0.001	<0.001
9/12/2019	<0.001	<0.001	<0.001	<0.001	<0.001	<0.001	<0.001
3/19/2020	<0.001	<0.001	0.00036 (J)	<0.001		0.00018 (J)	<0.001
3/20/2020					<0.001		
9/10/2020	<0.001	<0.001					<0.001
9/11/2020			<0.001	<0.001	<0.001	<0.001	
4/2/2021	0.00016 (J)	0.00036 (J)	<0.001				
4/5/2021				<0.001	<0.001	0.00043 (J)	
4/6/2021							<0.001
8/12/2021	<0.001	<0.001	<0.001	<0.001		<0.001	<0.001
8/13/2021					<0.001		
2/14/2022	<0.001		<0.001	<0.001	<0.001	<0.001	<0.001
2/15/2022		<0.001					
8/26/2022	<0.001	<0.001					
8/30/2022							<0.001
8/31/2022			<0.001	<0.001	<0.001	<0.001	
2/28/2023	<0.001	<0.001	<0.001	<0.001	<0.001	<0.001	
3/1/2023							<0.001
8/2/2023	<0.001						
8/3/2023		<0.001	<0.001	<0.001	<0.001	<0.001	<0.001
2/29/2024	<0.001						
3/4/2024		<0.001	<0.001	<0.001	<0.001	<0.001	<0.001

ND substitution: RL or RL/2 if <15% NDs.

Time Series

Constituent: Thallium, Total (mg/L) Analysis Run 6/24/2024 9:54 AM

Plant Scherer Client: Southern Company Data: Scherer PAC-CCR

	GWC-29	GWC-50	GWC-51	GWC-52	GWC-53
12/20/2010					<0.001
12/21/2010				<0.001	
12/22/2010	<0.001	<0.001	<0.001		
2/14/2011					<0.001
2/15/2011	<0.001	<0.001	<0.001	<0.001	
3/21/2011				<0.001	<0.001
3/22/2011	<0.001	<0.001	<0.001		
4/27/2011	<0.001	<0.001	<0.001		<0.001
4/28/2011				<0.001	
10/26/2011	<0.001	<0.001	<0.001	<0.001	<0.001
5/1/2012				<0.001	<0.001
5/2/2012	<0.001	<0.001	<0.001		
11/8/2012	<0.001	<0.001	<0.001		
11/9/2012				<0.001	<0.001
5/8/2013	<0.001	0.00028	<0.001	<0.001	<0.001
11/4/2013	<0.001	<0.001	<0.001	<0.001	<0.001
5/24/2014	<0.001	<0.001	<0.001	<0.001	<0.001
11/7/2014	<0.001		<0.001	<0.001	<0.001
11/8/2014		<0.001			
5/20/2015					<0.001
5/22/2015	<0.001	<0.001	<0.001	<0.001	
11/13/2015	<0.001	<0.001	<0.001	<0.001	<0.001
4/8/2016					<0.001
4/11/2016	<0.001	<0.001	<0.001	<0.001	
6/15/2016	<0.001	<0.001			
6/16/2016			<0.001	<0.001	<0.001
8/10/2016	<0.001	<0.001	<0.001		
8/11/2016				<0.001	<0.001
10/11/2016	<0.001	<0.001			
10/13/2016			<0.001	<0.001	<0.001
12/2/2016		<0.001			
12/5/2016	<0.001		<0.001	<0.001	
12/6/2016					<0.001
2/13/2017	<0.001	<0.001	<0.001	<0.001	<0.001
4/7/2017		<0.001			
4/10/2017	<0.001		<0.001		
4/11/2017				<0.001	<0.001
6/22/2017		<0.001			
6/23/2017	<0.001		<0.001		
6/24/2017				<0.001	<0.001
10/10/2017	<0.001	<0.001			
10/11/2017			<0.001	<0.001	<0.001
3/23/2018		<0.001			
3/26/2018	<0.001		<0.001	<0.001	<0.001
10/4/2018	<0.001	<0.001	<0.001	<0.001	<0.001
3/27/2019			<0.001		
3/28/2019	<0.001	<0.001		<0.001	<0.001
9/12/2019	<0.001	<0.001	<0.001	<0.001	<0.001
3/19/2020	<0.001	<0.001	<0.001	<0.001	<0.001
9/10/2020	<0.001	<0.001			
9/11/2020			<0.001	<0.001	<0.001
4/5/2021			0.00022 (J)	<0.001	

ND substitution: RL or RL/2 if <15% NDs.

Time Series

Constituent: Thallium, Total (mg/L) Analysis Run 6/24/2024 9:54 AM

Plant Scherer Client: Southern Company Data: Scherer PAC-CCR

	GWC-29	GWC-50	GWC-51	GWC-52	GWC-53
4/6/2021	<0.001	<0.001			<0.001
8/13/2021	<0.001	<0.001	<0.001		<0.001
8/17/2021				<0.001	
2/14/2022	<0.001	<0.001		<0.001	<0.001
2/15/2022			<0.001		
8/31/2022	<0.001	<0.001	<0.001	<0.001	<0.001
2/28/2023			<0.001		<0.001
3/1/2023	<0.001	<0.001		<0.001	
8/3/2023	<0.001	<0.001	<0.001	<0.001	<0.001
3/4/2024	<0.001	<0.001	<0.001	<0.001	<0.001

ND substitution: RL or RL/2 if <15% NDs.

Time Series

Constituent: Total Dissolved Solids (mg/L) Analysis Run 6/24/2024 9:54 AM

Plant Scherer Client: Southern Company Data: Scherer PAC-CCR

	GWA-21 (bg)	GWA-22 (bg)	GWA-45 (bg)	GWA-46 (bg)	GWA-47 (bg)	GWA-48 (bg)	GWA-49 (bg)
4/6/2016	51						
4/7/2016			237	69		100	114
4/8/2016		74			89		
6/14/2016	62	111	240	<25	55		56 (O)
6/17/2016						69	
8/9/2016		44	230	40	90		100
8/10/2016	70					110	
10/10/2016			240	34			
10/11/2016	84	64			86		110
10/14/2016						100	
12/2/2016	74		270	50			94
12/5/2016		52			74		
12/19/2016						100	
2/9/2017			240				100
2/10/2017	100	86		60	100		
2/13/2017						80	
4/7/2017		68	260	70	92	86	100
4/10/2017	82						
6/22/2017			300		64	72	110
6/23/2017	72			42			
6/26/2017		76					
10/9/2017	82	50					
10/10/2017			280	34	68	70	100
3/22/2018			310		92		100
3/23/2018				52		86	
3/26/2018	94	56					
10/3/2018	72	42	190			88	96
10/4/2018				48			
10/5/2018					90		
3/27/2019	98	76	290	66	94	100	120
9/12/2019	130	72	340	97	88	110	120
3/19/2020	100	65	310	51		97	110
3/20/2020					99		
9/10/2020	110	56					130
9/11/2020			340	51	110	120	
4/2/2021	100	69	360				
4/5/2021				46	63	99	
4/6/2021							110
8/12/2021	98	68	330	55		100	120
8/13/2021					110		
2/14/2022	100		290	68	94	100	110
2/15/2022		85					
8/26/2022	110	83					
11/16/2022			300	55	94	100	110
2/28/2023	98	99	320	64	120	110	
3/1/2023							120
8/2/2023	98						
8/3/2023		77	310	63	100	100	130
2/29/2024	92						
3/4/2024		96	310	66	99	100	110

ND substitution: RL or RL/2 if <15% NDs.

Time Series

Constituent: Total Dissolved Solids (mg/L) Analysis Run 6/24/2024 9:54 AM

Plant Scherer Client: Southern Company Data: Scherer PAC-CCR

	GWC-29	GWC-50	GWC-51	GWC-52	GWC-53
4/8/2016					237
4/11/2016	88	79	88	103	
6/15/2016	114	79			
6/16/2016			74	117	231
8/10/2016	82	72	66		
8/11/2016				94	190
10/11/2016	92	76			
10/13/2016			72	110	230
12/2/2016		60			
12/5/2016	86		70	130	
12/6/2016					260
2/13/2017	62	58	12 (O)	92	230
4/7/2017		68			
4/10/2017	60		80		
4/11/2017				120	210
6/22/2017		16			
6/23/2017	74		66		
6/24/2017				120	250
10/10/2017	86	44			
10/11/2017			56	120	280
3/23/2018		96			
3/26/2018	58 (J)		72	98	240
10/4/2018	130	110	96	190	320
3/27/2019			76		
3/28/2019	88	65		140	280
9/12/2019	110	89	110	160	300
3/19/2020	110	64	66	160	270
9/10/2020	120	82			
9/11/2020			87	170	290
4/5/2021			66	170	
4/6/2021	110	49			250
8/13/2021	120	72	92		290
8/17/2021				180	
2/14/2022	120	79		150	280
2/15/2022			67		
11/16/2022	110	76	89	180	270
2/28/2023			84		280
3/1/2023	130	290		190	
8/3/2023	120	77	82	200	290
3/4/2024	110	68	86	200	310

Time Series

Constituent: Vanadium, Total (mg/L) Analysis Run 6/24/2024 9:54 AM

Plant Scherer Client: Southern Company Data: Scherer PAC-CCR

	GWA-21 (bg)	GWA-22 (bg)	GWA-45 (bg)	GWA-46 (bg)	GWA-47 (bg)	GWA-48 (bg)	GWA-49 (bg)
12/20/2010			<0.0014	0.0024 (J)	0.0051 (J)		
12/21/2010						0.0091 (J)	0.016
12/22/2010	<0.0025	<0.0025					
2/1/2011				0.0021 (J)	0.012		
2/14/2011	<0.0025	<0.0025	<0.0014			0.013	0.016
3/21/2011			<0.0014	0.0025 (J)			0.018
3/22/2011	0.0028 (J)	0.0032 (J)					
3/23/2011					0.015	<0.01	
4/26/2011	0.0025 (J)	<0.0025	0.0022 (J)	0.0033 (J)			0.018
4/27/2011					0.022	0.0078 (J)	
10/25/2011						0.012 (O)	
10/26/2011			<0.0014		0.0043 (J)		0.018
10/27/2011	<0.0025	<0.0025		<0.0034			
5/1/2012	<0.0025	0.0037 (J)	0.0036 (J)		0.0069 (J)	0.019	
5/2/2012				0.0051 (J)			0.021
11/8/2012	<0.0025	<0.0025	0.0062 (O)	0.02 (O)	0.013	0.015	0.019
5/7/2013	<0.0025	0.0041 (J)		0.0036 (J)	0.017	0.017	
5/8/2013			<0.0014				0.02
11/4/2013	<0.0025	<0.0025	<0.0014	0.0043 (J)			
11/5/2013					0.013	0.015	0.018
5/23/2014					0.041 (o)	0.017	0.018
5/24/2014	<0.0025	<0.0025	<0.0014	0.0033 (J)			
11/7/2014			<0.0014	<0.0034	0.0069 (J)	0.013	0.018
11/8/2014	<0.0025	<0.0025					
5/20/2015			<0.0014	0.0062 (J)			
5/21/2015	<0.0025	0.0052 (J)			0.016	0.016	0.02
11/12/2015					0.013	0.018	0.016
11/13/2015	<0.0025	<0.0025	<0.0014	0.0046 (J)			
4/6/2016	0.00201 (J)						
4/7/2016			<0.0014	0.00293 (J)		0.016	0.0182
4/8/2016		<0.0025 (D)			<0.0053 (D)		
10/10/2016			<0.0014	0.0031			
10/11/2016	<0.0025	<0.0025			0.011		0.023
10/14/2016						0.018	
4/7/2017		0.0033	<0.0014	0.0041	0.0073	0.017	0.02
4/10/2017	0.002 (J)						
10/9/2017	<0.0025	<0.0025					
10/10/2017			0.0014 (J)	<0.0034	0.0032	0.015	0.016
3/22/2018			<0.0014 (D)		0.0068		0.018
3/23/2018				0.0032		0.016	
3/26/2018	0.0014 (J)	0.0029					
10/3/2018	0.0023 (J)	0.0022 (J)	<0.0014			0.017	0.018
10/4/2018				<0.0034 (X)			
10/5/2018					<0.0053 (X)		
3/27/2019	0.0072 (O)	0.0071 (O)	0.0023 (J)	0.0072	0.012	0.022	0.021
9/12/2019	0.0031	0.0025	0.0017	0.0033	0.0075	0.019	0.02
3/19/2020	0.003	0.0052	0.0031	0.0033		0.019	0.02
3/20/2020					0.0086		
9/10/2020	0.0027	0.0025					0.018
9/11/2020			0.0015	0.0026	0.007	0.017	
4/2/2021	0.0029	0.0045	0.0014				
4/5/2021				0.003	0.0085	0.019	

ND substitution: RL or RL/2 if <15% NDs.

Time Series

Constituent: Vanadium, Total (mg/L) Analysis Run 6/24/2024 9:54 AM

Plant Scherer Client: Southern Company Data: Scherer PAC-CCR

	GWA-21 (bg)	GWA-22 (bg)	GWA-45 (bg)	GWA-46 (bg)	GWA-47 (bg)	GWA-48 (bg)	GWA-49 (bg)
4/6/2021							0.021
8/12/2021	0.004	0.0028	0.0017	0.0031		0.019	0.02
8/13/2021					0.0078		
2/14/2022	0.0033		0.0028	0.0032	0.0076	0.019	0.02
2/15/2022		0.0083					
8/26/2022	0.0028	0.002					
8/30/2022							0.019
8/31/2022			0.0011	0.0027	0.0073	0.018	
2/28/2023	0.0036	0.0071	0.0018	0.0037	0.0078	0.02	
3/1/2023							0.019
8/2/2023	0.0035						
8/3/2023		0.0037	0.0012 (J)	0.0026	0.0072	0.017	0.019
2/29/2024	0.0025						
3/4/2024		0.0081	0.0024	0.0028	0.0078	0.018	0.018

Time Series

Constituent: Vanadium, Total (mg/L) Analysis Run 6/24/2024 9:54 AM

Plant Scherer Client: Southern Company Data: Scherer PAC-CCR

	GWC-29	GWC-50	GWC-51	GWC-52	GWC-53
12/20/2010					<0.002
12/21/2010				<0.01	
12/22/2010	0.0037 (J)	<0.001	0.0027 (J)		
2/14/2011					<0.002
2/15/2011	0.0043 (J)	<0.001	0.0036 (J)	0.0098 (J)	
3/21/2011				0.012	<0.002
3/22/2011	0.0039 (J)	0.0034 (J)	<0.0066		
4/27/2011	0.0035 (J)	0.0032 (J)	0.0046 (J)		<0.002
4/28/2011				0.011	
10/26/2011	0.0047 (J)	<0.001	<0.0066	0.012	<0.002
5/1/2012				0.011	0.0032 (J)
5/2/2012	0.0064 (J)	0.0039 (J)	0.0055 (J)		
11/8/2012	0.0051 (J)	0.0034 (J)	0.0042 (J)		
11/9/2012				0.011	<0.002
5/8/2013	0.0046 (J)	<0.001	0.0046 (J)	<0.01	<0.002
11/4/2013	0.0039 (J)	0.0035 (J)	0.0042 (J)	0.011	<0.002
5/24/2014	0.0053 (J)	0.0036 (J)	0.0061 (J)	0.012	<0.002
11/7/2014	0.0034 (J)		0.0032 (J)	0.01	<0.002
11/8/2014		<0.001			
5/20/2015					0.0065
5/22/2015	0.0068 (J)	0.0044 (J)	0.0056 (J)	0.013	
11/13/2015	0.0044 (J)	<0.001	<0.0066	0.014	<0.002
4/8/2016					0.0136 (O)
4/11/2016	0.00381 (J)	0.00254 (J)	0.00415 (J)	0.0107	
10/11/2016	<0.0053	<0.001			
10/13/2016			<0.0066	0.011	<0.002
4/7/2017		0.0024 (J)			
4/10/2017	0.0038		0.0043		
4/11/2017				0.011	<0.002
10/10/2017	0.0053	<0.001			
10/11/2017			0.0052	0.012	0.0019 (J)
3/23/2018		0.0023 (J)			
3/26/2018	0.0037		0.004	0.0096	<0.002
10/4/2018	<0.0053 (X)	<0.001 (X)	<0.0066 (X)	0.013	<0.002 (X)
3/27/2019			0.0087		
3/28/2019	0.0079	0.0053		0.01	0.0041
9/12/2019	0.0054	0.0028	0.0047	0.011	<0.002
3/19/2020	0.0044	0.0027	0.0046	0.01	<0.002
9/10/2020	0.0049	0.0026			
9/11/2020			0.0042	0.0099	<0.002
4/5/2021			0.0059	0.011	
4/6/2021	0.0045	0.0026			<0.002
8/13/2021	0.0061	0.0093	0.0072		0.0016
8/17/2021				0.011	
2/14/2022	0.0047	0.0042		0.011	0.0014
2/15/2022			0.0049		
8/31/2022	0.0055	0.0031	0.0038	0.01	0.00095 (J)
2/28/2023			0.0052		0.0023
3/1/2023	0.0051	<0.001		0.011	
8/3/2023	0.005	0.0029	0.0041	0.0088	<0.002
3/4/2024	0.0045	0.0025	0.0041	0.0098	0.00066 (J)

ND substitution: RL or RL/2 if <15% NDs.

Time Series

Constituent: Zinc, Total (mg/L) Analysis Run 6/24/2024 9:54 AM

Plant Scherer Client: Southern Company Data: Scherer PAC-CCR

	GWA-21 (bg)	GWA-22 (bg)	GWA-45 (bg)	GWA-46 (bg)	GWA-47 (bg)	GWA-48 (bg)	GWA-49 (bg)
12/20/2010			<0.005	<0.005	<0.005		
12/21/2010						<0.005	<0.005
12/22/2010	<0.005	<0.005					
2/1/2011				<0.005	<0.005		
2/14/2011	<0.005	<0.005	<0.005			<0.005	<0.005
3/21/2011			<0.005	<0.005			<0.005
3/22/2011	<0.005	<0.005					
3/23/2011					<0.005	<0.005	
4/26/2011	<0.005	<0.005	<0.005	<0.005			<0.005
4/27/2011					<0.005	<0.005	
10/25/2011						<0.005	
10/26/2011			<0.005		<0.005		<0.005
10/27/2011	<0.005	<0.005		<0.005			
5/1/2012	<0.005	<0.005	<0.005		<0.005	<0.005	
5/2/2012				<0.005			<0.005
11/8/2012	<0.005	<0.005	<0.005	0.013 (O)	<0.005	<0.005	<0.005
5/7/2013	<0.005	<0.005		<0.005	0.0087	<0.005	
5/8/2013			<0.005				<0.005
11/4/2013	<0.005	<0.005	<0.005	<0.005			
11/5/2013					<0.005	<0.005	<0.005
5/23/2014					0.014 (O)	<0.005	<0.005
5/24/2014	<0.005	<0.005	<0.005	<0.005			
11/7/2014			<0.005	<0.005	<0.005	<0.005	<0.005
11/8/2014	<0.005	<0.005					
5/20/2015			<0.005	<0.005			
5/21/2015	<0.005	<0.005			<0.005	<0.005	<0.005
11/12/2015					<0.005	<0.005	<0.005
11/13/2015	<0.005	0.039 (O)	<0.005	<0.005			
4/6/2016	<0.005						
4/7/2016			0.00345 (J)	0.00265 (J)		0.00287 (J)	0.00208 (J)
10/10/2016			<0.005	<0.005			
10/11/2016	<0.005	<0.005			<0.005		<0.005
10/14/2016						<0.005	
4/7/2017		<0.005	<0.005	<0.005	<0.005	<0.005	<0.005
4/10/2017	<0.005						
10/9/2017	<0.005	<0.005					
10/10/2017			<0.005	0.0096 (J)	<0.005	<0.005	<0.005
3/22/2018			<0.005 (D)		<0.005		<0.005
3/23/2018				<0.005		<0.005	
3/26/2018	<0.005	<0.005 (D)					
10/3/2018	<0.005	<0.005	<0.005			<0.005	<0.005
10/4/2018				<0.005			
10/5/2018					<0.005		
3/27/2019	<0.005	<0.005	<0.005	<0.005	<0.005	<0.005	<0.005
9/12/2019	0.0046 (J)	0.0085	0.0095	0.0091	0.0049 (J)	0.0048 (J)	0.0041 (J)
3/19/2020	<0.005	<0.005	0.0037 (J)	0.0035 (J)		<0.005	<0.005
3/20/2020					<0.005		
9/10/2020	0.0048 (J)	<0.005					<0.005
9/11/2020			0.0098	0.0038 (J)	<0.005	<0.005	
4/2/2021	<0.005	<0.005	0.0058				
4/5/2021				0.0049 (J)	<0.005	<0.005	
4/6/2021							<0.005

ND substitution: RL or RL/2 if <15% NDs.

Time Series

Constituent: Zinc, Total (mg/L) Analysis Run 6/24/2024 9:54 AM

Plant Scherer Client: Southern Company Data: Scherer PAC-CCR

	GWA-21 (bg)	GWA-22 (bg)	GWA-45 (bg)	GWA-46 (bg)	GWA-47 (bg)	GWA-48 (bg)	GWA-49 (bg)
8/12/2021	<0.005	<0.005	0.006	<0.005		<0.005	<0.005
8/13/2021					<0.005		
2/14/2022	<0.005		0.003 (J)	<0.005	<0.005	<0.005	<0.005
2/15/2022		0.003 (J)					
8/26/2022	<0.005	<0.005					
8/30/2022							<0.005
8/31/2022			0.0051	0.0032 (J)	<0.005	0.0039 (J)	
2/28/2023	<0.005	<0.005	0.0062 (J)	<0.005	<0.005	<0.005	
3/1/2023							<0.005
8/2/2023	<0.005						
8/3/2023		<0.005	0.0051	0.0037 (J)	<0.005	<0.005	<0.005
2/29/2024	<0.005						
3/4/2024		0.0059	0.0035 (J)	<0.005	<0.005	<0.005	<0.005

ND substitution: RL or RL/2 if <15% NDs.

Time Series

Constituent: Zinc, Total (mg/L) Analysis Run 6/24/2024 9:54 AM

Plant Scherer Client: Southern Company Data: Scherer PAC-CCR

	GWC-29	GWC-50	GWC-51	GWC-52	GWC-53
12/20/2010					0.0095 (J)
12/21/2010				<0.005	
12/22/2010	<0.005	<0.005	<0.005		
2/14/2011					0.0092 (J)
2/15/2011	<0.005	<0.005	<0.005	<0.005	
3/21/2011				<0.005	0.011 (J)
3/22/2011	<0.005	<0.005	<0.005		
4/27/2011	<0.005	<0.005	<0.005		0.0096 (J)
4/28/2011				<0.005	
10/26/2011	<0.005	<0.005	<0.005	<0.005	0.011 (J)
5/1/2012				<0.005	0.012 (J)
5/2/2012	<0.005	<0.005	<0.005		
11/8/2012	<0.005	<0.005	<0.005		
11/9/2012				<0.005	0.014 (J)
5/8/2013	<0.005	<0.005	<0.005	<0.005	0.016 (J)
11/4/2013	<0.005	<0.005	<0.005	<0.005	0.014 (J)
5/24/2014	<0.005	<0.005	<0.005	<0.005	0.013 (J)
11/7/2014	<0.005		<0.005	<0.005	0.014 (J)
11/8/2014		<0.005			
5/20/2015					0.015 (J)
5/22/2015	<0.005	<0.005	<0.005	<0.005	
11/13/2015	<0.005	<0.005	<0.005	<0.005	0.015 (J)
4/11/2016	<0.005	<0.005	0.00333 (J)	<0.005	
10/11/2016	<0.005	<0.005			
10/13/2016			<0.005	<0.005	0.015 (J)
4/7/2017		<0.005			
4/10/2017	<0.005		<0.005		
4/11/2017				0.0065 (J)	0.015 (J)
10/10/2017	<0.005	<0.005			
10/11/2017			<0.005	<0.005	0.019 (J)
3/23/2018		<0.005			
3/26/2018	<0.005		<0.005	<0.005	0.016 (J)
10/4/2018	<0.005	0.0076	<0.005	<0.005	0.017 (J)
3/27/2019			<0.005		
3/28/2019	<0.005	<0.005		<0.005	0.013 (J)
9/12/2019	0.0058	0.0057	0.0042 (J)	0.0073	0.02
3/19/2020	<0.005	0.0037 (J)	<0.005	<0.005	0.014
9/10/2020	<0.005	<0.005			
9/11/2020			<0.005	<0.005	0.014
4/5/2021			<0.005	<0.005	
4/6/2021	<0.005	<0.005			0.014
8/13/2021	<0.005	0.0053	<0.005		0.017
8/17/2021				<0.005	
2/14/2022	<0.005	<0.005		<0.005	0.014
2/15/2022			<0.005		
8/31/2022	<0.005	<0.005	<0.005	<0.005	0.015
2/28/2023			<0.005		0.014 (J)
3/1/2023	<0.005	0.016		<0.005	
5/2/2023		<0.005 (R)			
8/3/2023	<0.005	0.0033 (J)	0.0035 (J)	<0.005	0.015
3/4/2024	<0.005	<0.005	<0.005	<0.005	0.013

ND substitution: RL or RL/2 if <15% NDs.

FIGURE B.

Sanitas™ v.10.0.19a Software licensed to . UG

Box & Whiskers Plot

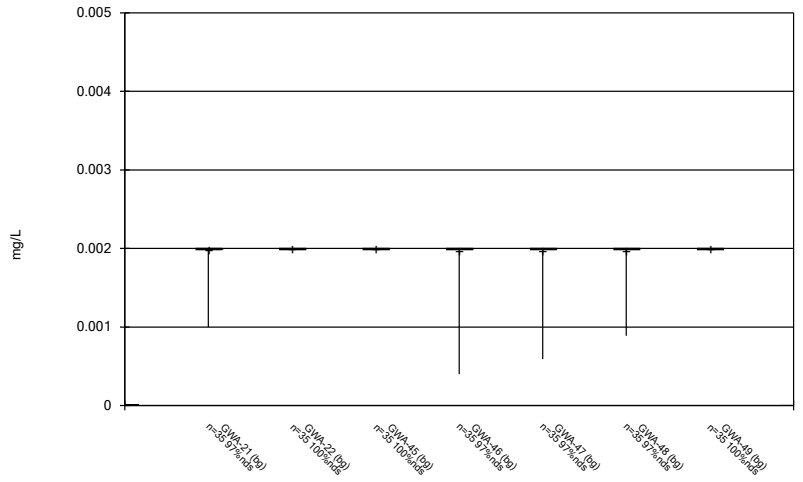

Constituent: Antimony, Total Analysis Run 6/24/2024 9:56 AM

Plant Scherer Client: Southern Company Data: Scherer PAC-CCR

Sanitas™ v.10.0.19a Software licensed to . UG

Box & Whiskers Plot

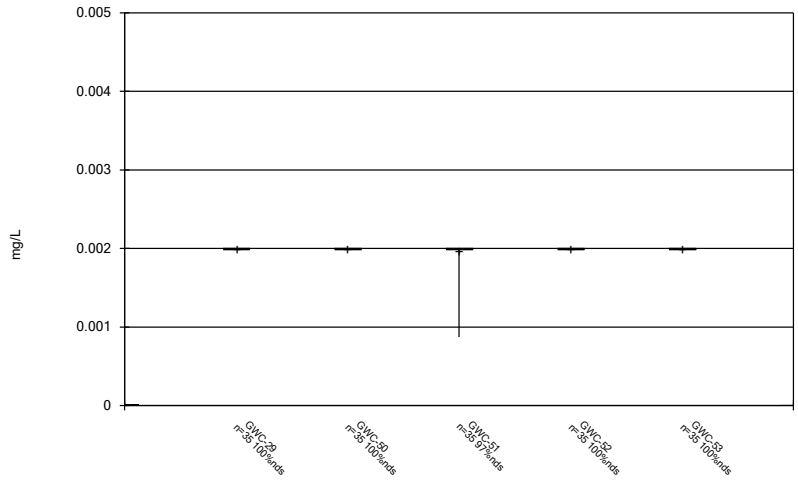

Constituent: Antimony, Total Analysis Run 6/24/2024 9:56 AM

Plant Scherer Client: Southern Company Data: Scherer PAC-CCR

Sanitas™ v.10.0.19a Software licensed to . UG

Box & Whiskers Plot

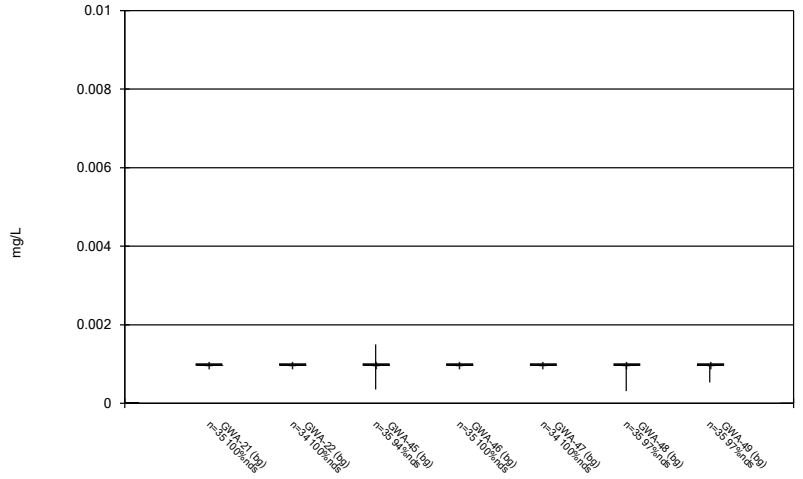

Constituent: Arsenic, Total Analysis Run 6/24/2024 9:56 AM

Plant Scherer Client: Southern Company Data: Scherer PAC-CCR

Sanitas™ v.10.0.19a Software licensed to . UG

Box & Whiskers Plot

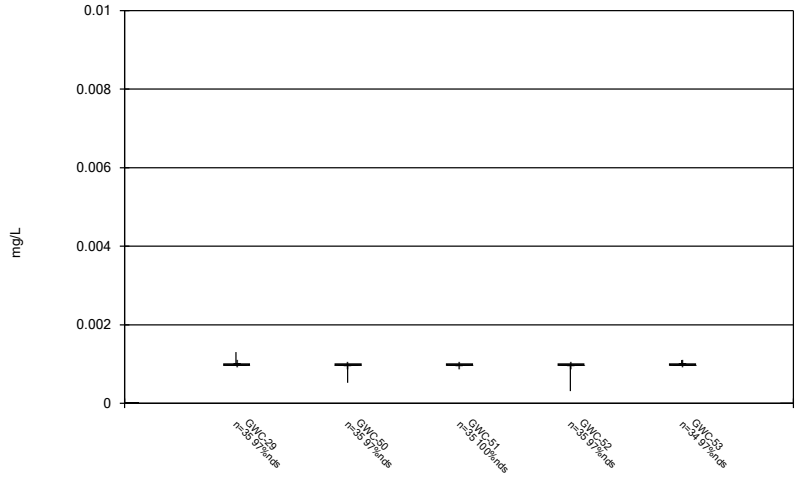

Constituent: Arsenic, Total Analysis Run 6/24/2024 9:56 AM

Plant Scherer Client: Southern Company Data: Scherer PAC-CCR

Sanitas™ v.10.0.19a Software licensed to . UG

Box & Whiskers Plot

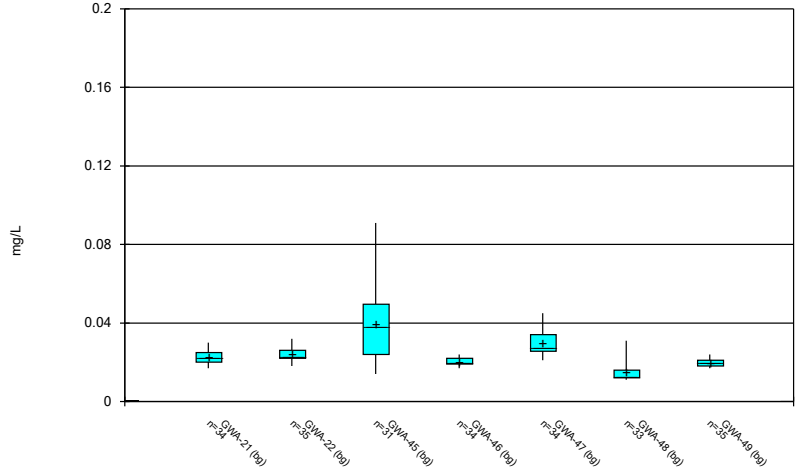

Constituent: Barium, Total Analysis Run 6/24/2024 9:56 AM

Plant Scherer Client: Southern Company Data: Scherer PAC-CCR

Sanitas™ v.10.0.19a Software licensed to . UG

Box & Whiskers Plot

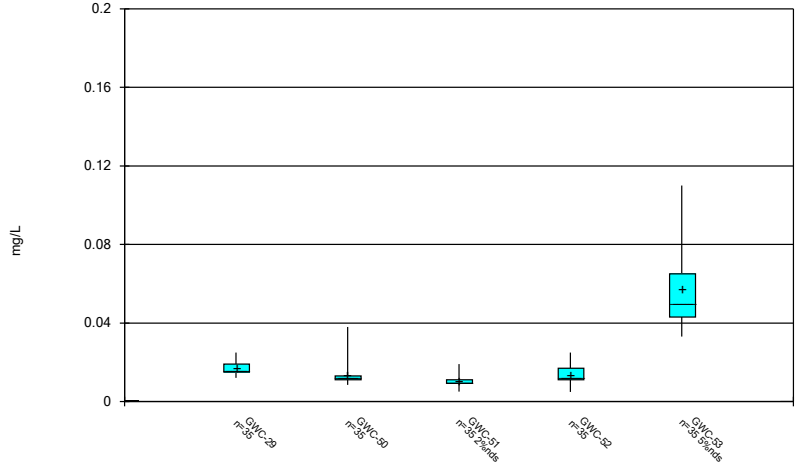

Constituent: Barium, Total Analysis Run 6/24/2024 9:56 AM

Plant Scherer Client: Southern Company Data: Scherer PAC-CCR

Sanitas™ v.10.0.19a Software licensed to . UG

Box & Whiskers Plot

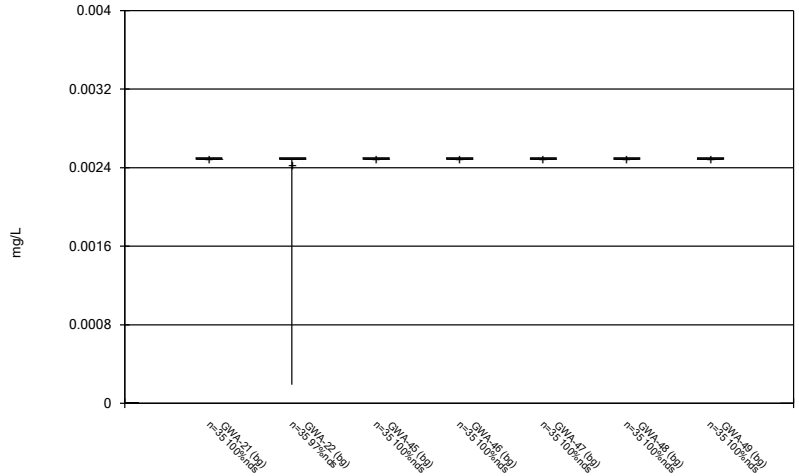

Constituent: Beryllium, Total Analysis Run 6/24/2024 9:56 AM

Plant Scherer Client: Southern Company Data: Scherer PAC-CCR

Sanitas™ v.10.0.19a Software licensed to . UG

Box & Whiskers Plot

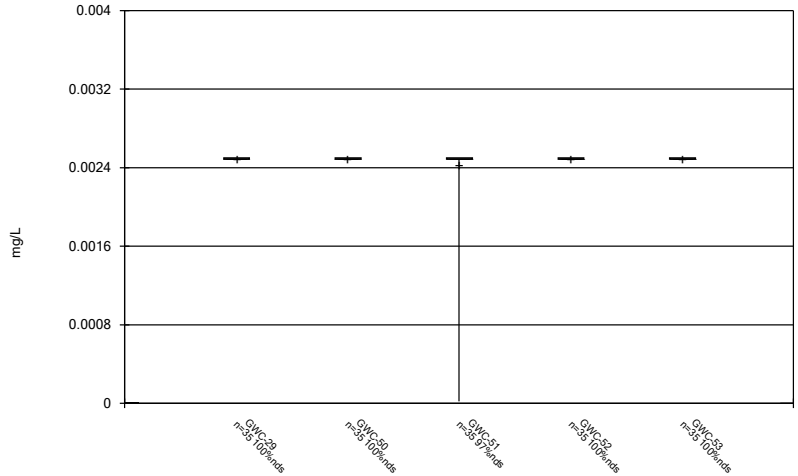

Constituent: Beryllium, Total Analysis Run 6/24/2024 9:56 AM

Plant Scherer Client: Southern Company Data: Scherer PAC-CCR

Sanitas™ v.10.0.19a Software licensed to . UG

Box & Whiskers Plot

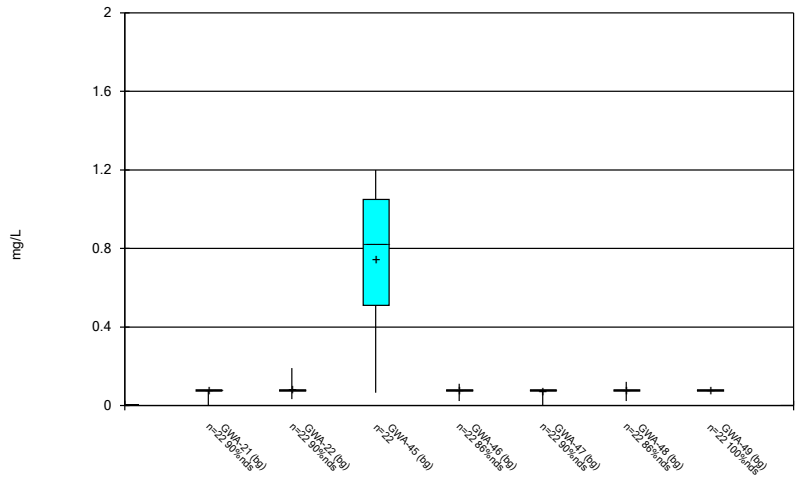

Constituent: Boron Analysis Run 6/24/2024 9:56 AM

Plant Scherer Client: Southern Company Data: Scherer PAC-CCR

Sanitas™ v.10.0.19a Software licensed to . UG

Box & Whiskers Plot

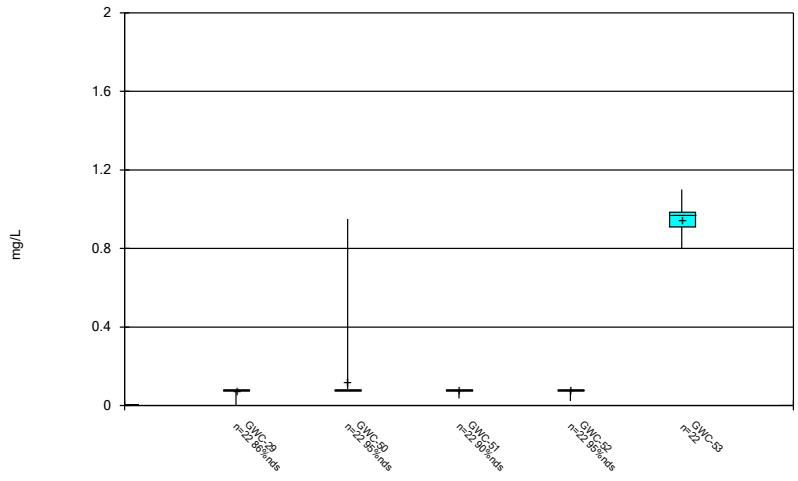

Constituent: Boron Analysis Run 6/24/2024 9:56 AM

Plant Scherer Client: Southern Company Data: Scherer PAC-CCR

Sanitas™ v.10.0.19a Software licensed to . UG

Box & Whiskers Plot

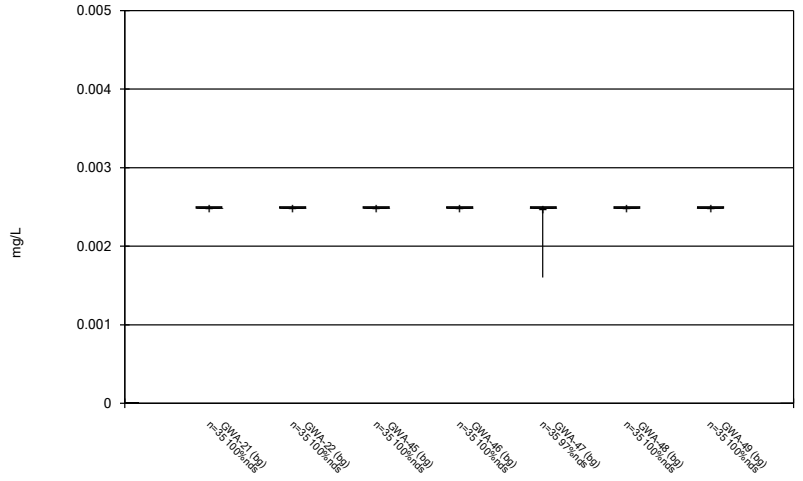

Constituent: Cadmium, Total Analysis Run 6/24/2024 9:56 AM

Plant Scherer Client: Southern Company Data: Scherer PAC-CCR

Sanitas™ v.10.0.19a Software licensed to . UG

Box & Whiskers Plot

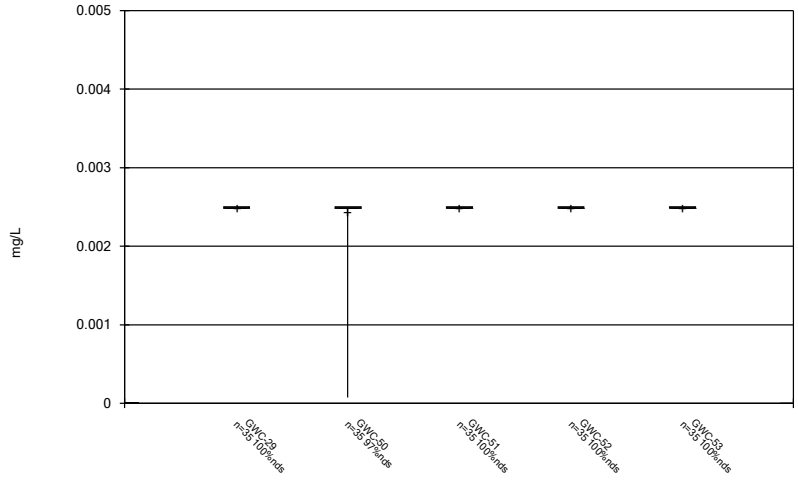

Constituent: Cadmium, Total Analysis Run 6/24/2024 9:56 AM

Plant Scherer Client: Southern Company Data: Scherer PAC-CCR

Sanitas™ v.10.0.19a Software licensed to . UG

Box & Whiskers Plot

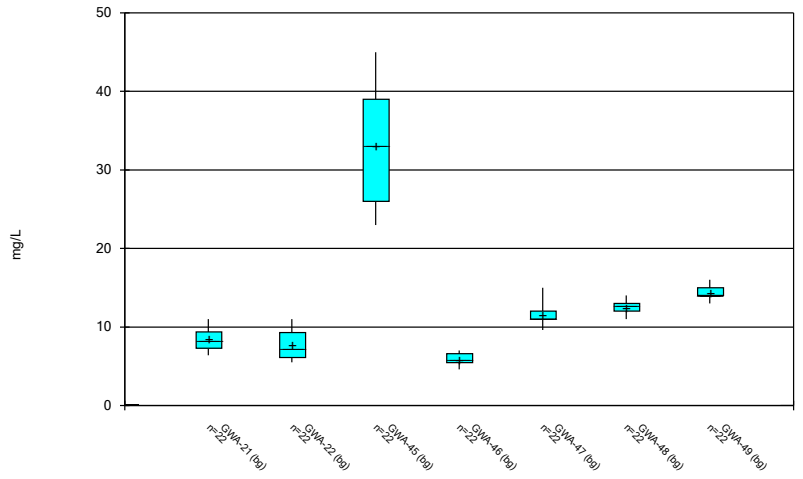

Constituent: Calcium Analysis Run 6/24/2024 9:56 AM

Plant Scherer Client: Southern Company Data: Scherer PAC-CCR

Sanitas™ v.10.0.19a Software licensed to . UG

Box & Whiskers Plot

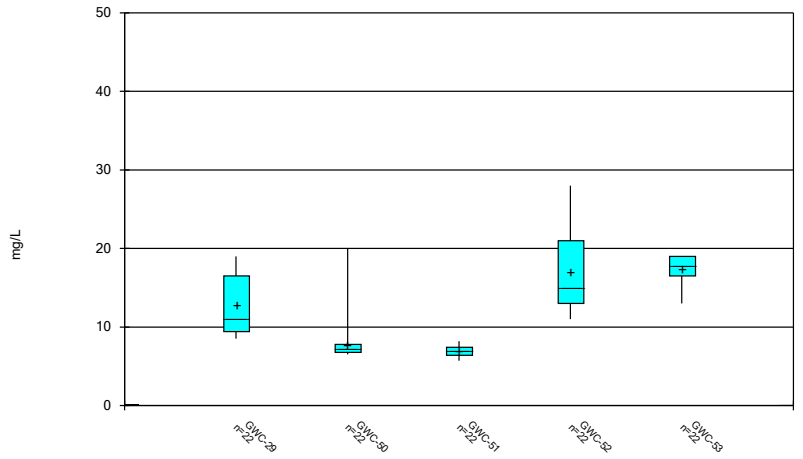

Constituent: Calcium Analysis Run 6/24/2024 9:56 AM

Plant Scherer Client: Southern Company Data: Scherer PAC-CCR

Sanitas™ v.10.0.19a Software licensed to . UG

Box & Whiskers Plot

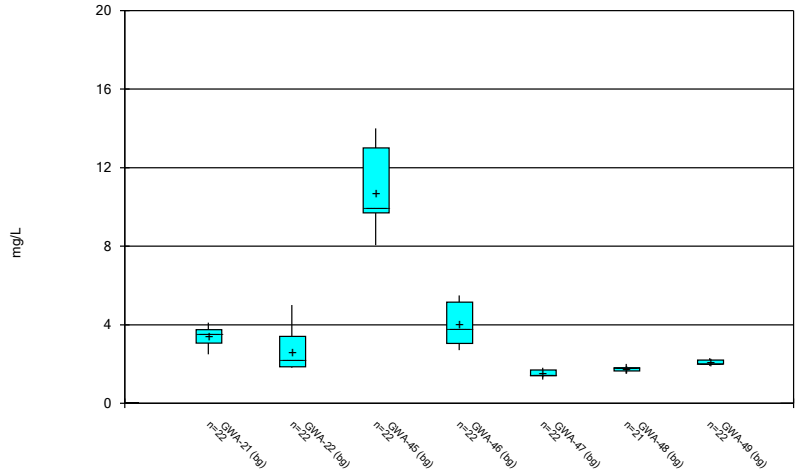

Constituent: Chloride Analysis Run 6/24/2024 9:56 AM

Plant Scherer Client: Southern Company Data: Scherer PAC-CCR

Sanitas™ v.10.0.19a Software licensed to . UG

Box & Whiskers Plot

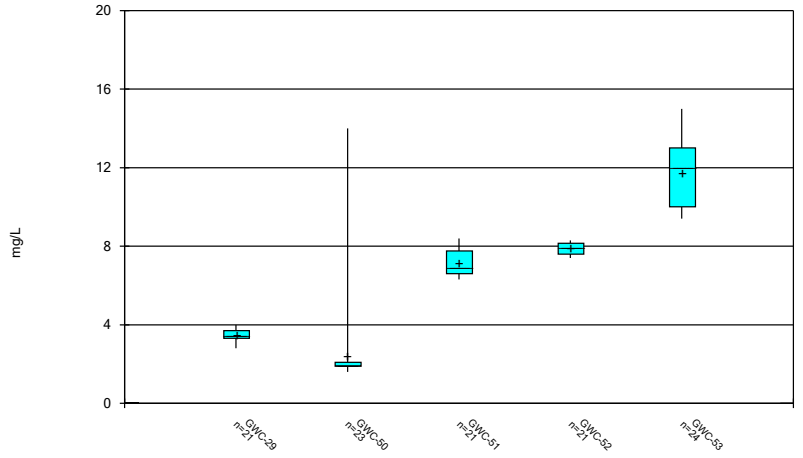

Constituent: Chloride Analysis Run 6/24/2024 9:56 AM

Plant Scherer Client: Southern Company Data: Scherer PAC-CCR

Sanitas™ v.10.0.19a Software licensed to . UG

Box & Whiskers Plot

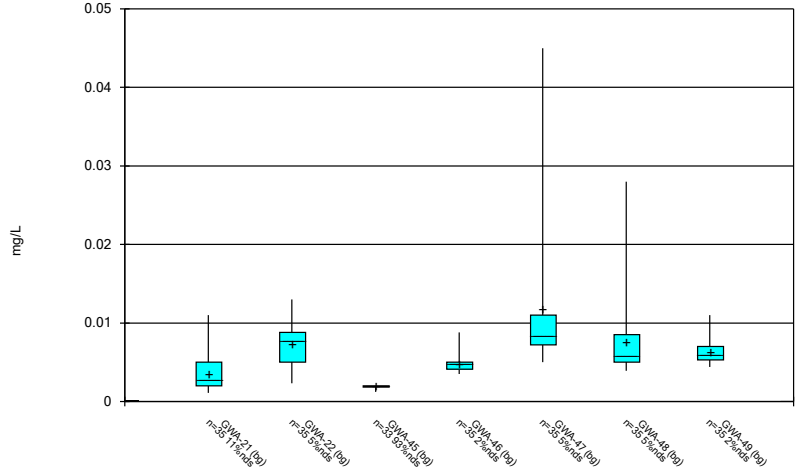

Constituent: Chromium, Total Analysis Run 6/24/2024 9:56 AM

Plant Scherer Client: Southern Company Data: Scherer PAC-CCR

Sanitas™ v.10.0.19a Software licensed to . UG

Box & Whiskers Plot

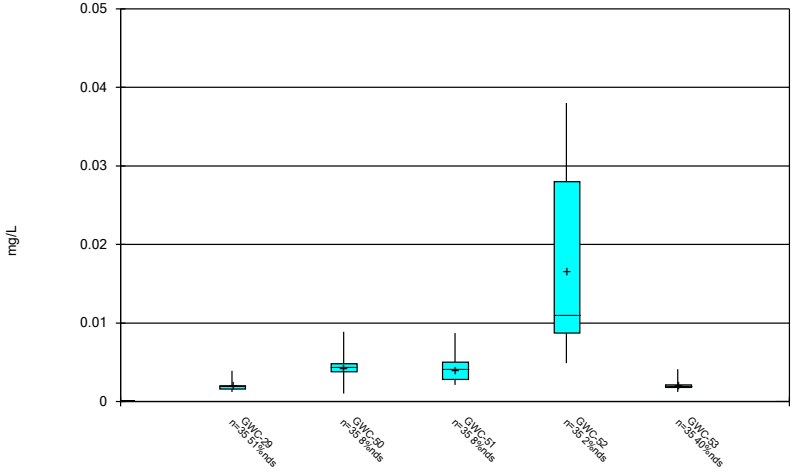

Constituent: Chromium, Total Analysis Run 6/24/2024 9:56 AM

Plant Scherer Client: Southern Company Data: Scherer PAC-CCR

Sanitas™ v.10.0.19a Software licensed to . UG

Box & Whiskers Plot

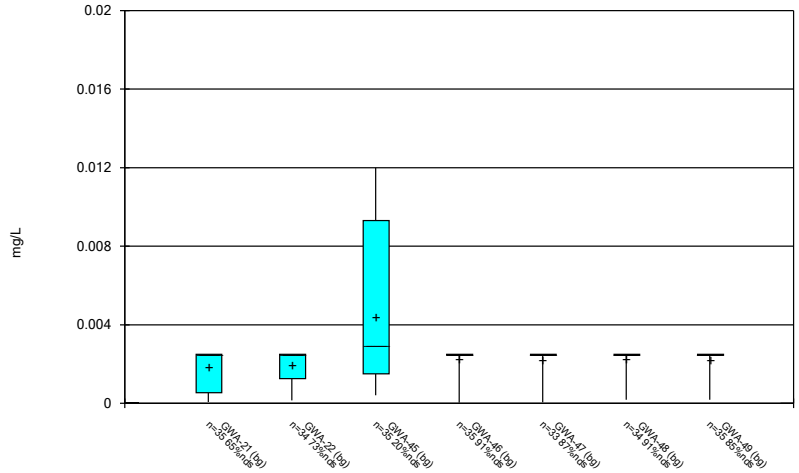

Constituent: Cobalt, Total Analysis Run 6/24/2024 9:56 AM

Plant Scherer Client: Southern Company Data: Scherer PAC-CCR

Sanitas™ v.10.0.19a Software licensed to . UG

Box & Whiskers Plot

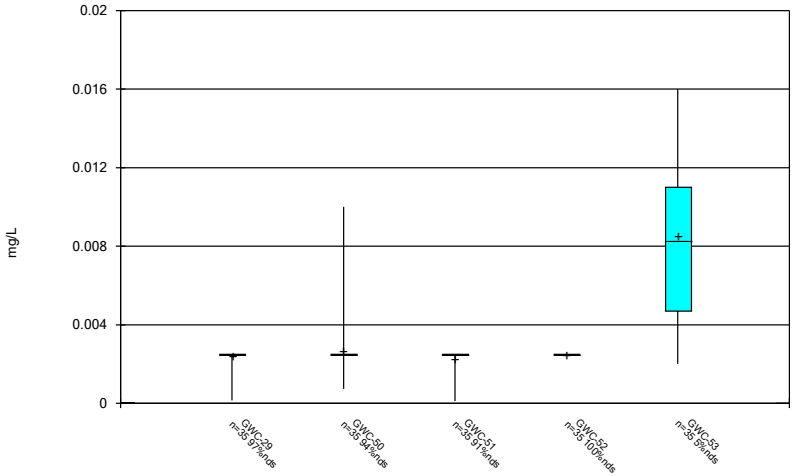

Constituent: Cobalt, Total Analysis Run 6/24/2024 9:56 AM

Plant Scherer Client: Southern Company Data: Scherer PAC-CCR

Sanitas™ v.10.0.19a Software licensed to . UG

Box & Whiskers Plot

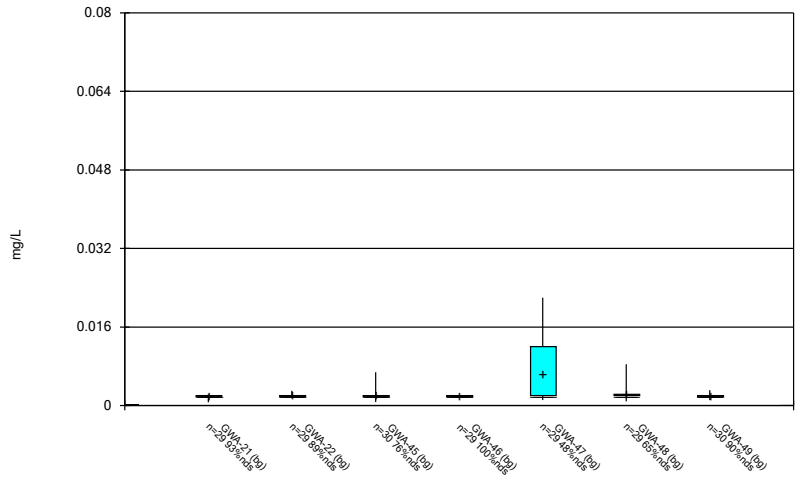

Constituent: Copper, Total Analysis Run 6/24/2024 9:56 AM

Plant Scherer Client: Southern Company Data: Scherer PAC-CCR

Sanitas™ v.10.0.19a Software licensed to . UG

Box & Whiskers Plot

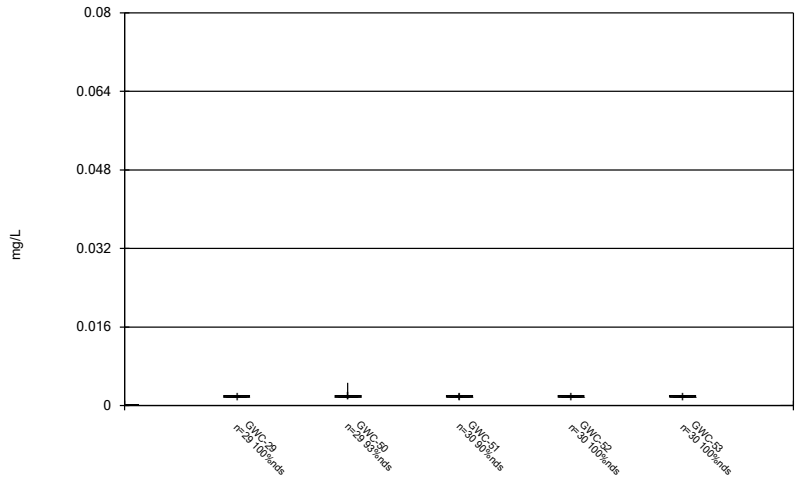

Constituent: Copper, Total Analysis Run 6/24/2024 9:56 AM

Plant Scherer Client: Southern Company Data: Scherer PAC-CCR

Sanitas™ v.10.0.19a Software licensed to . UG

Box & Whiskers Plot

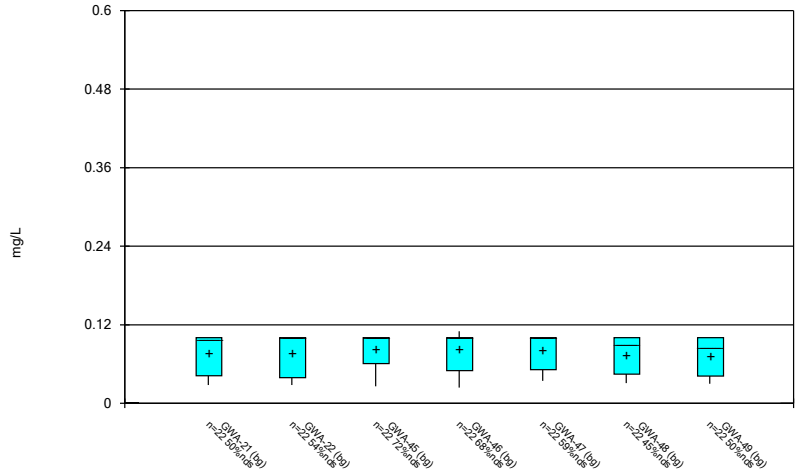

Constituent: Fluoride Analysis Run 6/24/2024 9:56 AM

Plant Scherer Client: Southern Company Data: Scherer PAC-CCR

Sanitas™ v.10.0.19a Software licensed to . UG

Box & Whiskers Plot

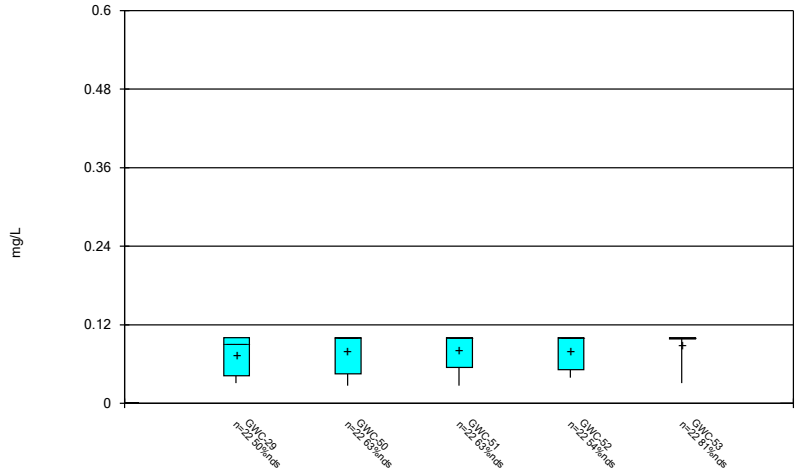

Constituent: Fluoride Analysis Run 6/24/2024 9:56 AM

Plant Scherer Client: Southern Company Data: Scherer PAC-CCR

Sanitas™ v.10.0.19a Software licensed to . UG

Box & Whiskers Plot

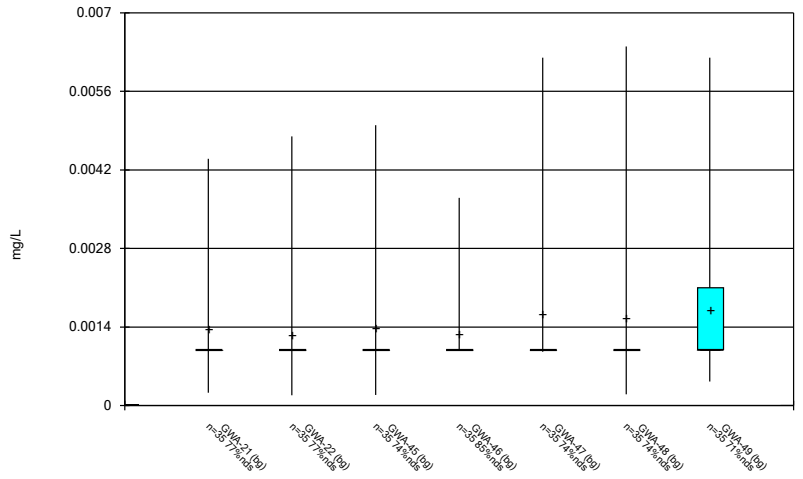

Constituent: Lead, Total Analysis Run 6/24/2024 9:56 AM

Plant Scherer Client: Southern Company Data: Scherer PAC-CCR

Sanitas™ v.10.0.19a Software licensed to . UG

Box & Whiskers Plot

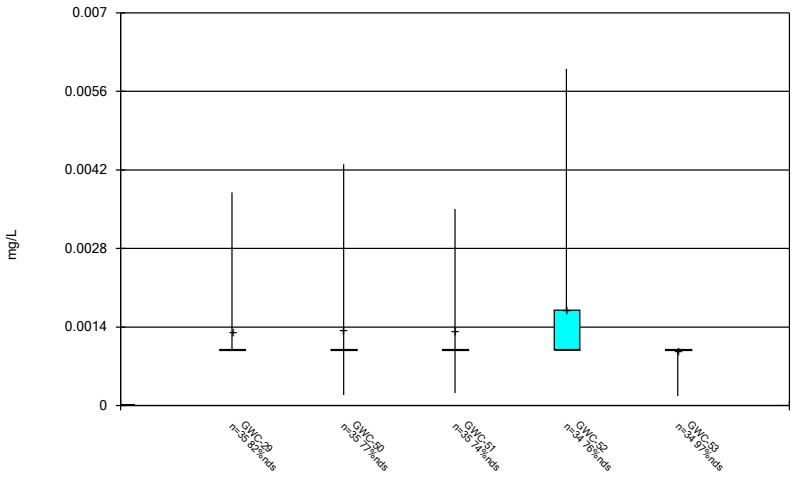

Constituent: Lead, Total Analysis Run 6/24/2024 9:56 AM

Plant Scherer Client: Southern Company Data: Scherer PAC-CCR

Sanitas™ v.10.0.19a Software licensed to . UG

Box & Whiskers Plot

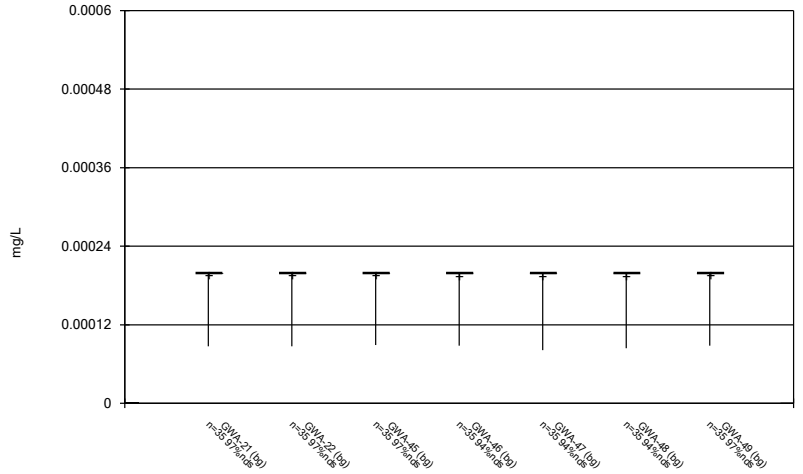

Constituent: Mercury, Total Analysis Run 6/24/2024 9:56 AM

Plant Scherer Client: Southern Company Data: Scherer PAC-CCR

Sanitas™ v.10.0.19a Software licensed to . UG

Box & Whiskers Plot

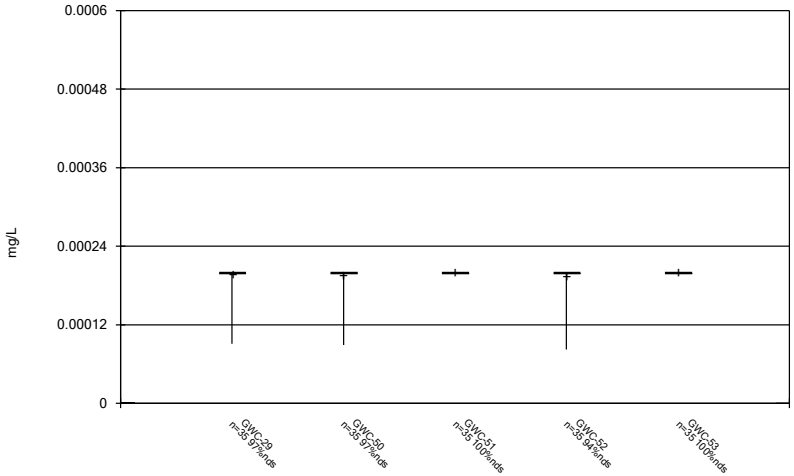

Constituent: Mercury, Total Analysis Run 6/24/2024 9:56 AM

Plant Scherer Client: Southern Company Data: Scherer PAC-CCR

Sanitas™ v.10.0.19a Software licensed to . UG

Box & Whiskers Plot

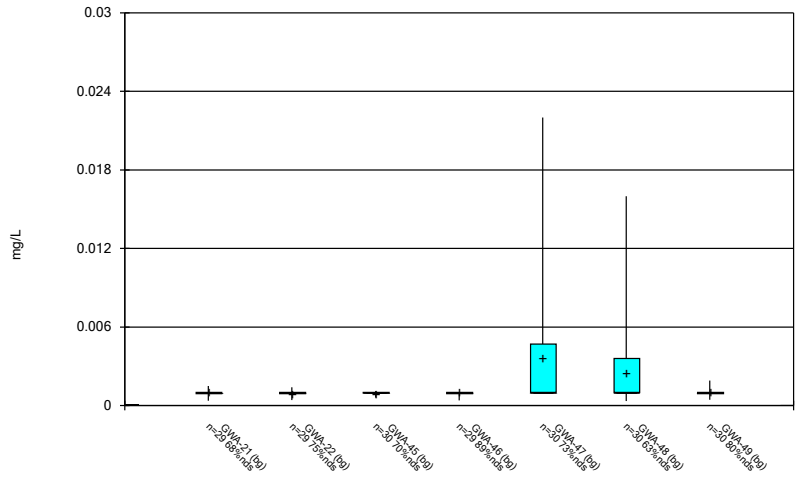

Constituent: Nickel, Total Analysis Run 6/24/2024 9:56 AM

Plant Scherer Client: Southern Company Data: Scherer PAC-CCR

Sanitas™ v.10.0.19a Software licensed to . UG

Box & Whiskers Plot

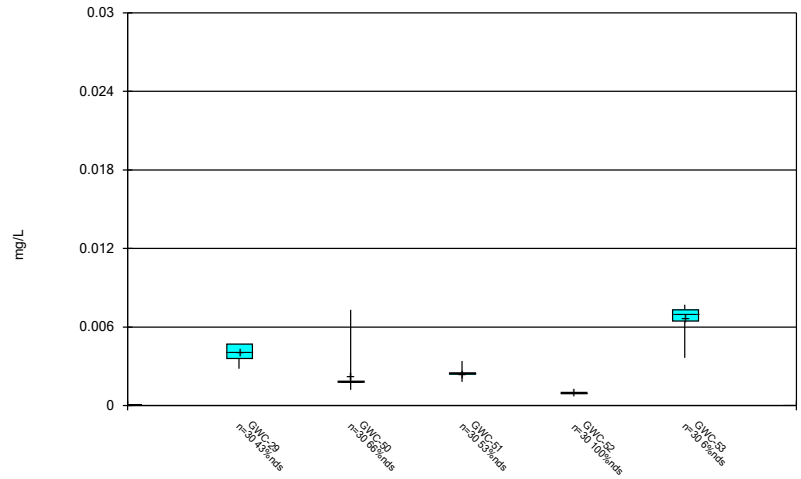

Constituent: Nickel, Total Analysis Run 6/24/2024 9:56 AM

Plant Scherer Client: Southern Company Data: Scherer PAC-CCR

Sanitas™ v.10.0.19a Software licensed to . UG

Box & Whiskers Plot

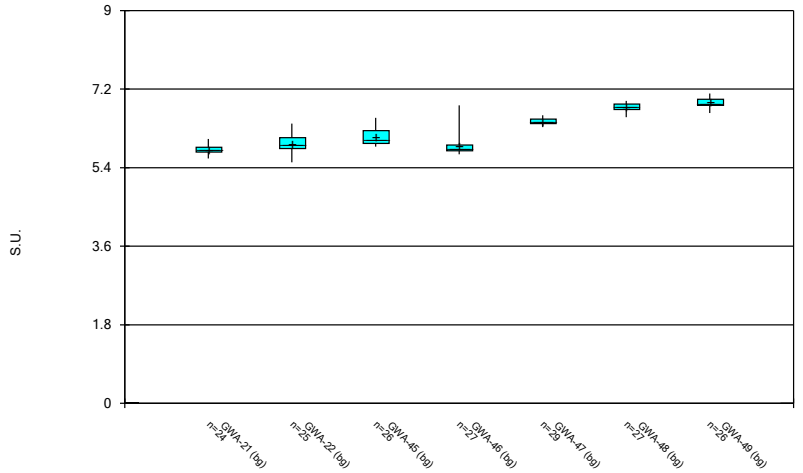

Constituent: pH Analysis Run 6/24/2024 9:56 AM

Plant Scherer Client: Southern Company Data: Scherer PAC-CCR

Sanitas™ v.10.0.19a Software licensed to . UG

Box & Whiskers Plot

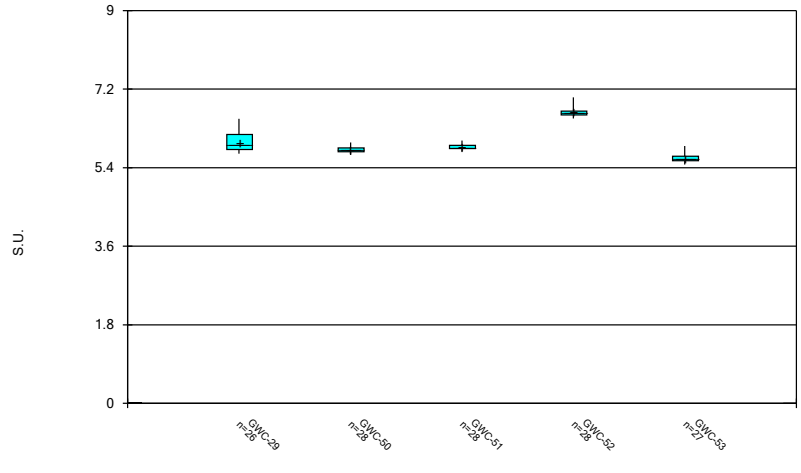

Constituent: pH Analysis Run 6/24/2024 9:56 AM

Plant Scherer Client: Southern Company Data: Scherer PAC-CCR

Sanitas™ v.10.0.19a Software licensed to . UG

Box & Whiskers Plot

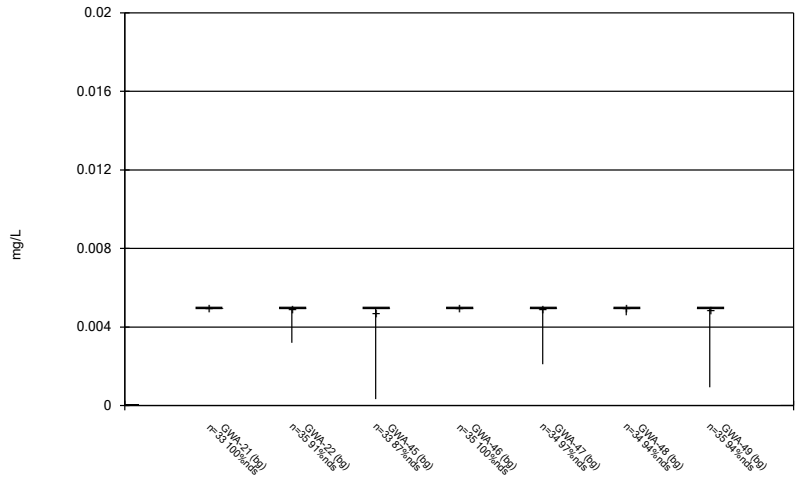

Constituent: Selenium, Total Analysis Run 6/24/2024 9:56 AM

Plant Scherer Client: Southern Company Data: Scherer PAC-CCR

Sanitas™ v.10.0.19a Software licensed to . UG

Box & Whiskers Plot

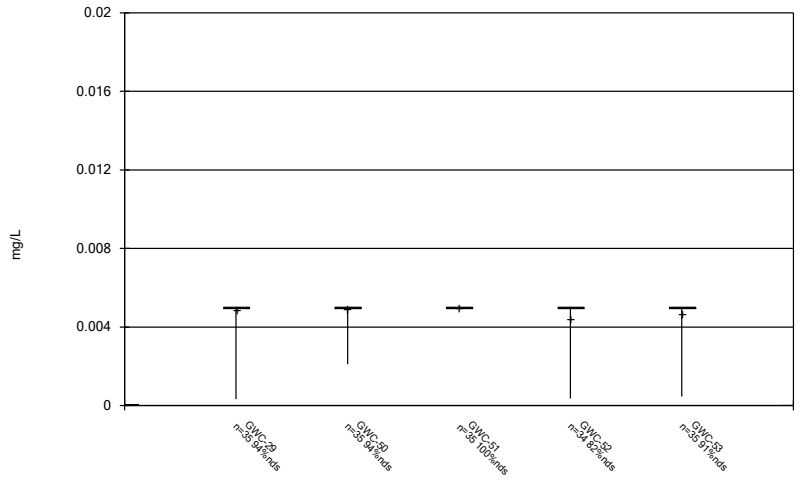

Constituent: Selenium, Total Analysis Run 6/24/2024 9:57 AM

Plant Scherer Client: Southern Company Data: Scherer PAC-CCR

Sanitas™ v.10.0.19a Software licensed to . UG

Box & Whiskers Plot

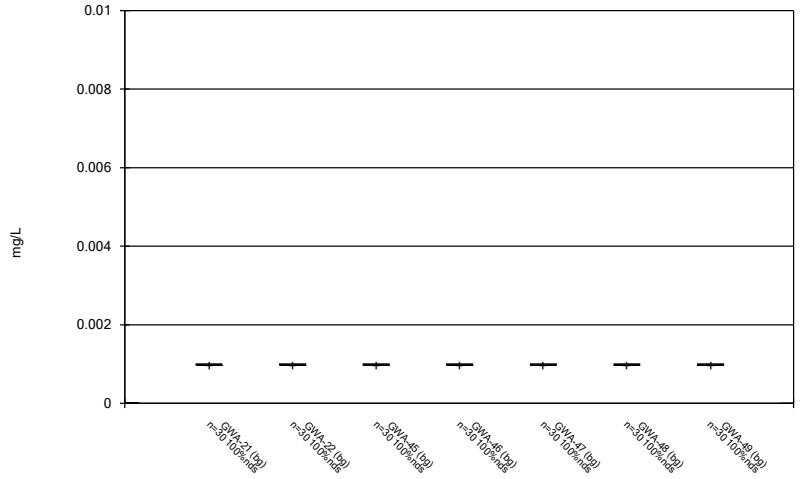

Constituent: Silver, Total Analysis Run 6/24/2024 9:57 AM

Plant Scherer Client: Southern Company Data: Scherer PAC-CCR

Sanitas™ v.10.0.19a Software licensed to . UG

Box & Whiskers Plot

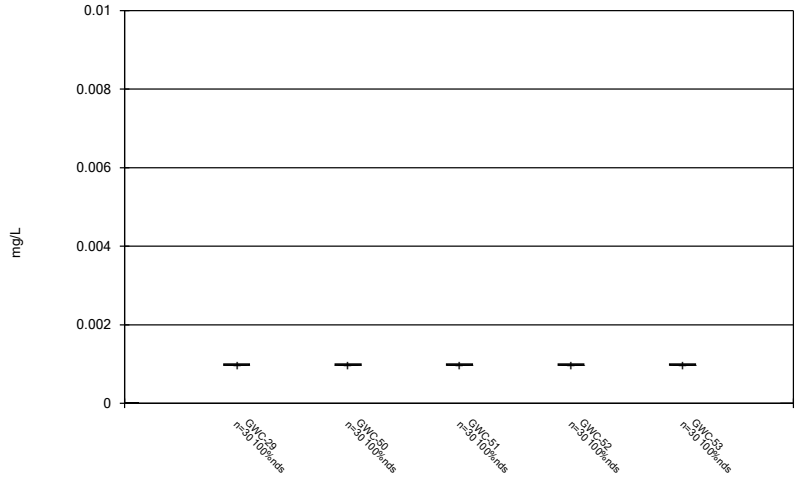

Constituent: Silver, Total Analysis Run 6/24/2024 9:57 AM

Plant Scherer Client: Southern Company Data: Scherer PAC-CCR

Sanitas™ v.10.0.19a Software licensed to . UG

Box & Whiskers Plot

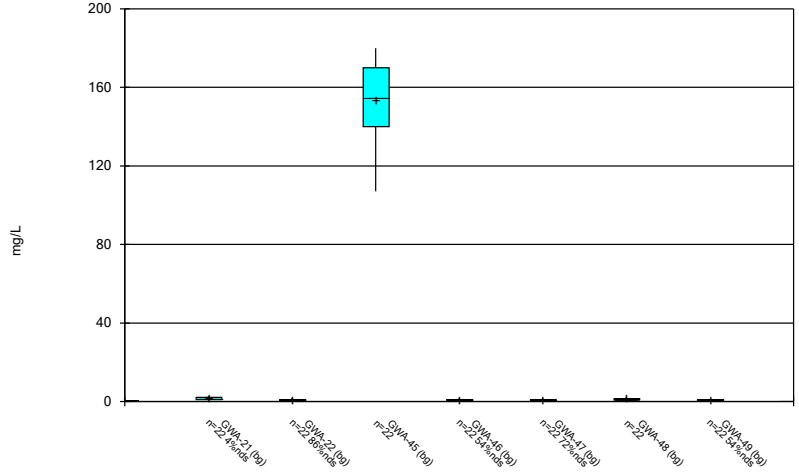

Constituent: Sulfate Analysis Run 6/24/2024 9:57 AM

Plant Scherer Client: Southern Company Data: Scherer PAC-CCR

Sanitas™ v.10.0.19a Software licensed to . UG

Box & Whiskers Plot

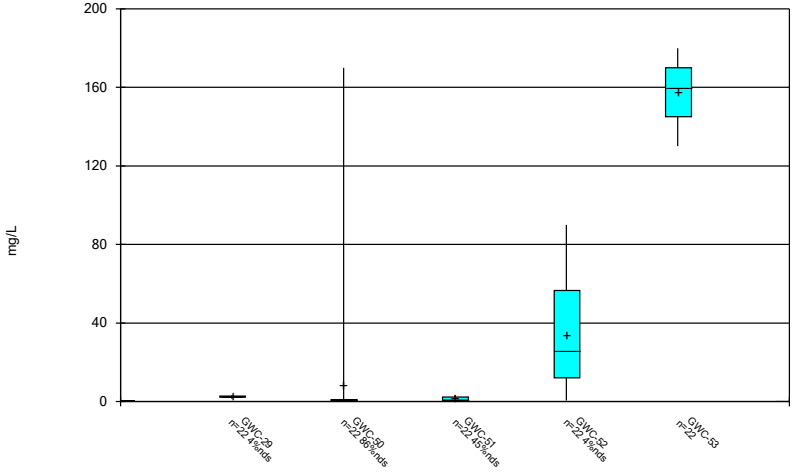

Constituent: Sulfate Analysis Run 6/24/2024 9:57 AM

Plant Scherer Client: Southern Company Data: Scherer PAC-CCR

Sanitas™ v.10.0.19a Software licensed to . UG

Box & Whiskers Plot

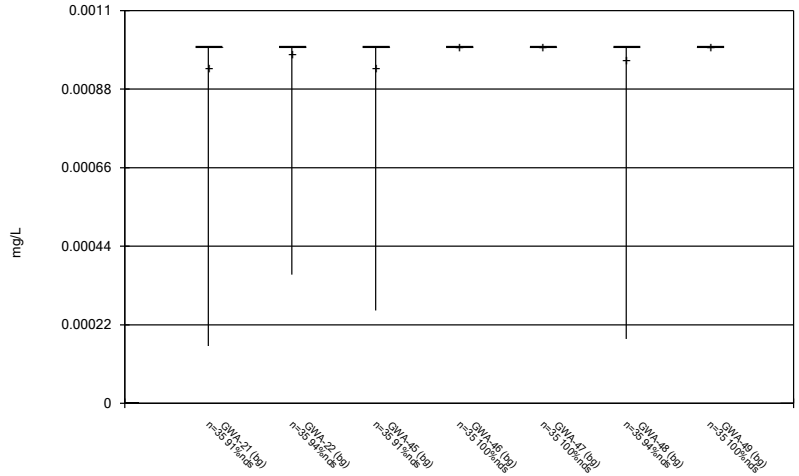

Constituent: Thallium, Total Analysis Run 6/24/2024 9:57 AM

Plant Scherer Client: Southern Company Data: Scherer PAC-CCR

Sanitas™ v.10.0.19a Software licensed to . UG

Box & Whiskers Plot

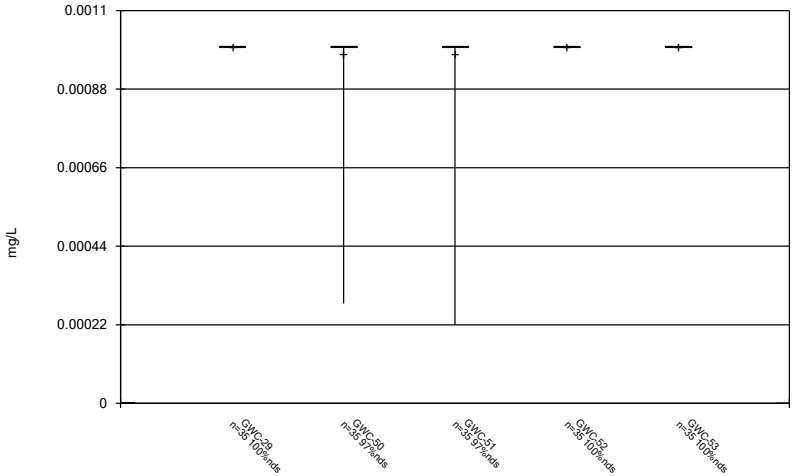

Constituent: Thallium, Total Analysis Run 6/24/2024 9:57 AM

Plant Scherer Client: Southern Company Data: Scherer PAC-CCR

Sanitas™ v.10.0.19a Software licensed to . UG

Box & Whiskers Plot

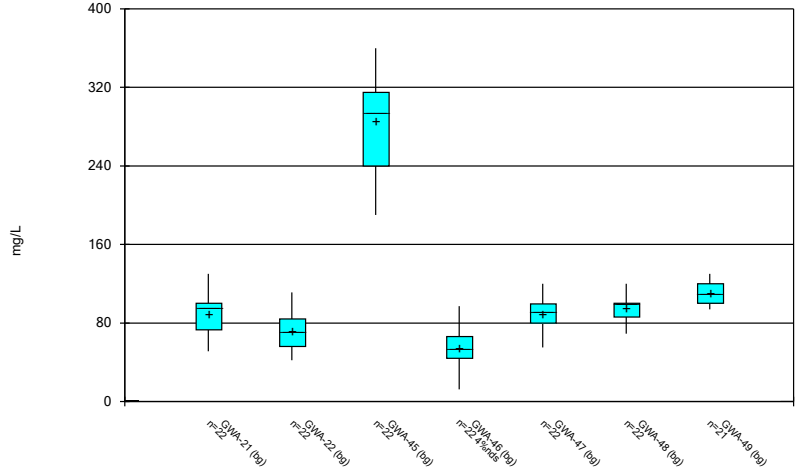

Constituent: Total Dissolved Solids Analysis Run 6/24/2024 9:57 AM

Plant Scherer Client: Southern Company Data: Scherer PAC-CCR

Sanitas™ v.10.0.19a Software licensed to . UG

Box & Whiskers Plot

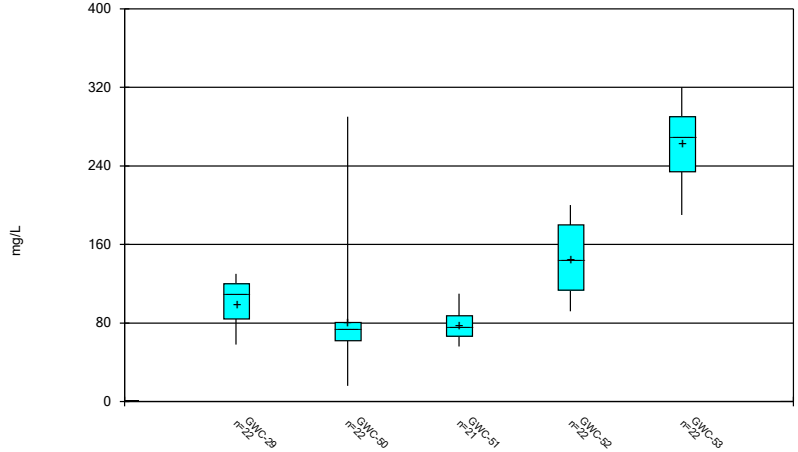

Constituent: Total Dissolved Solids Analysis Run 6/24/2024 9:57 AM

Plant Scherer Client: Southern Company Data: Scherer PAC-CCR

Sanitas™ v.10.0.19a Software licensed to . UG

Box & Whiskers Plot

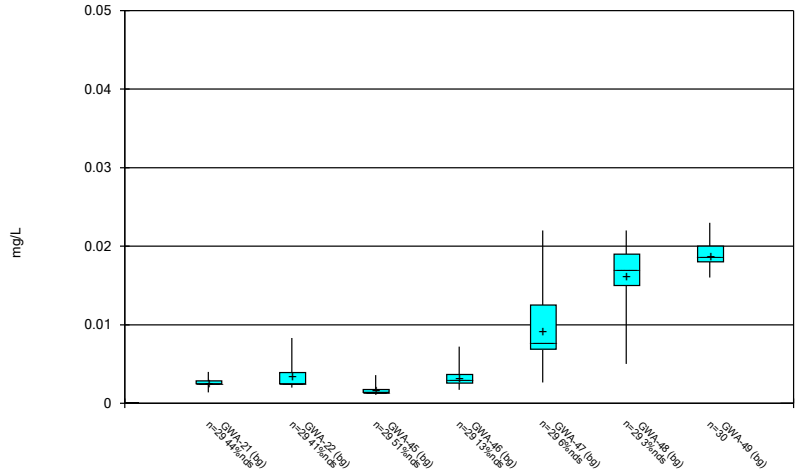

Constituent: Vanadium, Total Analysis Run 6/24/2024 9:57 AM

Plant Scherer Client: Southern Company Data: Scherer PAC-CCR

Sanitas™ v.10.0.19a Software licensed to . UG

Box & Whiskers Plot

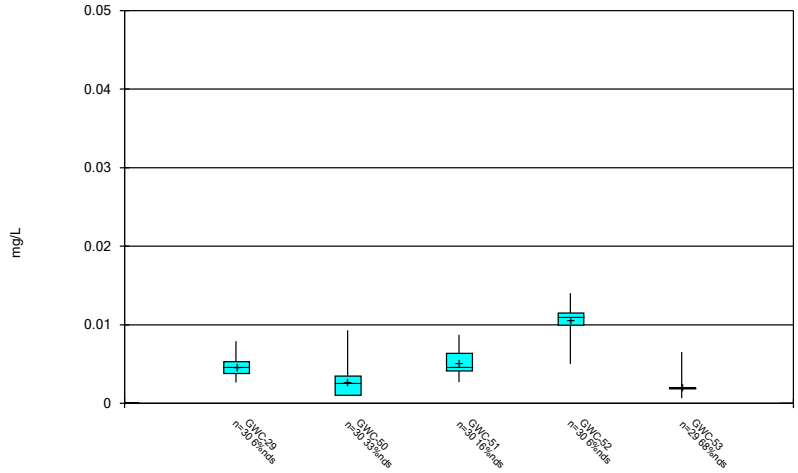

Constituent: Vanadium, Total Analysis Run 6/24/2024 9:57 AM

Plant Scherer Client: Southern Company Data: Scherer PAC-CCR

Box & Whiskers Plot

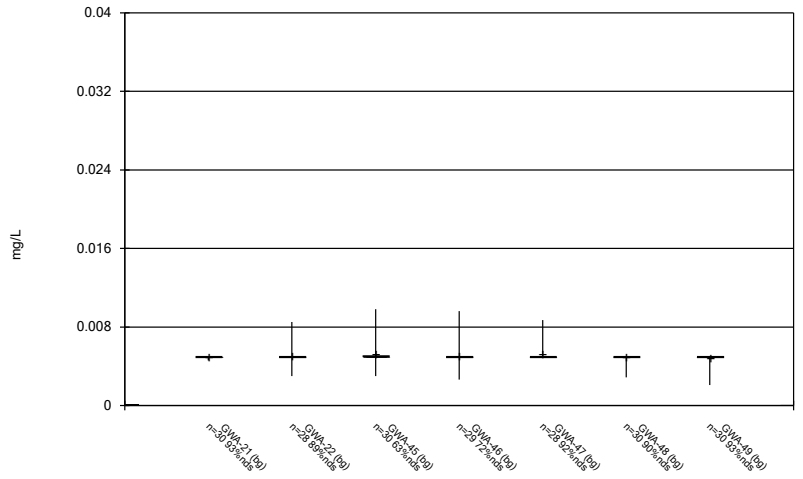

Constituent: Zinc, Total Analysis Run 6/24/2024 9:57 AM

Plant Scherer Client: Southern Company Data: Scherer PAC-CCR

Sanitas™ v.10.0.19a Software licensed to . UG

Box & Whiskers Plot

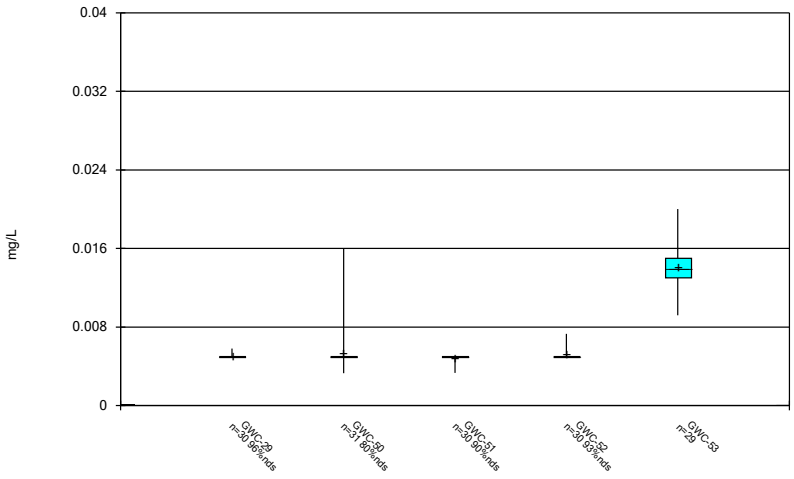

Constituent: Zinc, Total Analysis Run 6/24/2024 9:57 AM

Plant Scherer Client: Southern Company Data: Scherer PAC-CCR

FIGURE C.

Outlier Summary

Plant Scherer Client: Southern Company Data: Scherer PAC-CCR Printed 3/28/2024, 11:41 AM

	GWA-21 Barium, Total (mg/L)	GWA-45 Barium, Total (mg/L)	GWA-46 Barium, Total (mg/L)	GWA-47 Barium, Total (mg/L)	GWA-48 Barium, Total (mg/L)	GWA-48 Chloride (mg/L)	GWC-29 Chloride (mg/L)	GWC-51 Chloride (mg/L)	GWC-52 Chloride (mg/L)	GWA-45 Chromium, Total (mg/L)
12/20/2010										
12/21/2010					0.055 (O)					
12/22/2010										
2/14/2011					0.05 (O)					
10/25/2011										
5/1/2012										
11/8/2012			0.048 (O)							
11/4/2013										
11/5/2013										
5/23/2014				0.088 (O)						
5/20/2015										0.0025 (O)
5/21/2015										
5/22/2015										
5/25/2015										
11/13/2015										0.0042 (O)
4/8/2016										
4/11/2016							1.57 (O)	2.09 (O)	<0.25 (O)	
6/14/2016										
12/19/2016						2.7 (O)				
2/13/2017										
10/9/2017										
3/26/2018										
10/3/2018	0.00049 (O)									
3/27/2019										
9/12/2019		0.1 (L)								
12/2/2019		0.11 (RL)								
3/19/2020		0.11 (L)								
9/11/2020		0.15 (L)								
4/2/2021		0.11 (L)								

Outlier Summary

Plant Scherer Client: Southern Company Data: Scherer PAC-CCR Printed 3/28/2024, 11:41 AM

	GWA-22 Cobalt, Total (mg/L)	GWA-47 Cobalt, Total (mg/L)	GWA-48 Cobalt, Total (mg/L)	GWA-21 Copper, Total (mg/L)	GWA-22 Copper, Total (mg/L)	GWA-46 Copper, Total (mg/L)	GWA-47 Copper, Total (mg/L)	GWA-48 Copper, Total (mg/L)	GWC-29 Copper, Total (mg/L)	GWC-50 Copper, Total (mg/L)
12/20/2010		0.0033 (O)								
12/21/2010										
12/22/2010	0.0038 (O)									
2/14/2011								0.013 (O)		
10/25/2011										
5/1/2012			0.0039 (O)							
11/8/2012						0.021 (O)				
11/4/2013										
11/5/2013										
5/23/2014		0.0048 (O)					0.06 (O)			
5/20/2015										
5/21/2015				0.0028 (O)						
5/22/2015									0.0031 (O)	0.0031 (O)
5/25/2015										
11/13/2015					0.078 (O)					
4/8/2016										
4/11/2016										
6/14/2016										
12/19/2016										
2/13/2017										
10/9/2017										
3/26/2018										
10/3/2018										
3/27/2019										
9/12/2019										
12/2/2019										
3/19/2020										
9/11/2020										
4/2/2021										

Outlier Summary

Plant Scherer Client: Southern Company Data: Scherer PAC-CCR Printed 3/28/2024, 11:41 AM

	GWC-52 Lead, Total (mg/L)	GWC-53 Lead, Total (mg/L)	GWA-21 Nickel, Total (mg/L)	GWA-22 Nickel, Total (mg/L)	GWA-46 Nickel, Total (mg/L)	GWC-51 pH (S.U.)	GWC-52 pH (S.U.)	GWC-53 pH (S.U.)	GWA-21 Selenium, Total (mg/L)	GWA-45 Selenium, Total (mg/L)
12/20/2010										
12/21/2010										
12/22/2010				0.003 (O)						
2/14/2011										
10/25/2011										
5/1/2012										
11/8/2012					0.0035 (O)					
11/4/2013									0.0061 (O)	
11/5/2013										
5/23/2014										
5/20/2015		0.0026 (O)								0.0093 (O)
5/21/2015									0.0072 (O)	
5/22/2015										
5/25/2015						8.36 (o)	7.63 (o)	7.725 (oD)		
11/13/2015										0.0061 (O)
4/8/2016										
4/11/2016										
6/14/2016										
12/19/2016										
2/13/2017										
10/9/2017			0.0024 (O)							
3/26/2018	0.0034 (o)									
10/3/2018										
3/27/2019										
9/12/2019										
12/2/2019										
3/19/2020										
9/11/2020										
4/2/2021										

Outlier Summary

Plant Scherer Client: Southern Company Data: Scherer PAC-CCR Printed 3/28/2024, 11:41 AM

	GWA-47 Selenium, Total (mg/L)	GWA-48 Selenium, Total (mg/L)	GWC-52 Selenium, Total (mg/L)	GWA-49 Total Dissolved Solids (mg/L)	GWC-51 Total Dissolved Solids (mg/L)	GWA-21 Vanadium, Total (mg/L)	GWA-22 Vanadium, Total (mg/L)	GWA-45 Vanadium, Total (mg/L)	GWA-46 Vanadium, Total (mg/L)	GWA-47 Vanadium, Total (mg/L)
12/20/2010										
12/21/2010										
12/22/2010										
2/14/2011										
10/25/2011										
5/1/2012										
11/8/2012								0.0062 (O)	0.02 (O)	
11/4/2013										
11/5/2013	0.0064 (O)									
5/23/2014										0.041 (o)
5/20/2015										
5/21/2015		0.0077 (O)								
5/22/2015			0.0067 (O)							
5/25/2015										
11/13/2015										
4/8/2016										
4/11/2016										
6/14/2016				56 (O)						
12/19/2016										
2/13/2017					12 (O)					
10/9/2017										
3/26/2018										
10/3/2018										
3/27/2019						0.0072 (O)	0.0071 (O)			
9/12/2019										
12/2/2019										
3/19/2020										
9/11/2020										
4/2/2021										

Outlier Summary

Plant Scherer Client: Southern Company Data: Scherer PAC-CCR Printed 3/28/2024, 11:41 AM

	GWA-48 Vanadium, Total (mg/L)	GWC-53 Vanadium, Total (mg/L)	GWA-22 Zinc, Total (mg/L)	GWA-46 Zinc, Total (mg/L)	GWA-47 Zinc, Total (mg/L)
12/20/2010					
12/21/2010					
12/22/2010					
2/14/2011					
10/25/2011	0.012 (O)				
5/1/2012					
11/8/2012				0.013 (O)	
11/4/2013					
11/5/2013					
5/23/2014					0.014 (O)
5/20/2015					
5/21/2015					
5/22/2015					
5/25/2015					
11/13/2015			0.039 (O)		
4/8/2016		0.0136 (O)			
4/11/2016					
6/14/2016					
12/19/2016					
2/13/2017					
10/9/2017					
3/26/2018					
10/3/2018					
3/27/2019					
9/12/2019					
12/2/2019					
3/19/2020					
9/11/2020					
4/2/2021					

FIGURE D.

Appendix I Intrawell Prediction Limits - Significant Results

Plant Scherer Client: Southern Company Data: Scherer PAC-CCR Printed 3/28/2024, 11:52 AM

Constituent	Well	Upper Lim.	Lower Lim.	Date	Observ.	Sig.	Bg N	Bg Mean	Std. Dev.	%NDs	ND Adj.	Transform	Alpha	Method
Barium, Total (mg/L)	**GWC-29**	**0.02203**	**n/a**	**3/4/2024**	**0.025**	**Yes**	**32**	**0.1287**	**0.009196**	**0**	**None**	**sqrt(x)**	**0.0007022**	**Param Intra 1 of 2**
Barium, Total (mg/L)	**GWC-52**	**0.02119**	**n/a**	**3/4/2024**	**0.025**	**Yes**	**32**	**0.01286**	**0.003883**	**0**	**None**	**No**	**0.0007022**	**Param Intra 1 of 2**
Chromium, Total (mg/L)	**GWC-52**	**0.01539**	**n/a**	**3/4/2024**	**0.033**	**Yes**	**24**	**0.00975**	**0.002526**	**4.167**	**None**	**No**	**0.0007022**	**Param Intra 1 of 2**
Copper, Total (mg/L)	**GWA-45**	**0.0034**	**n/a**	**3/4/2024**	**0.0068**	**Yes**	**27**	**n/a**	**n/a**	**77.78**	**n/a**	**n/a**	**0.002502**	**NP Intra (NDs) 1 of 2**
Lead, Total (mg/L)	**GWA-22**	**0.001**	**n/a**	**3/4/2024**	**0.002**	**Yes**	**19**	**n/a**	**n/a**	**89.47**	**n/a**	**n/a**	**0.004832**	**NP Intra (NDs) 1 of 2**
Nickel, Total (mg/L)	**GWA-45**	**0.001**	**n/a**	**3/4/2024**	**0.0011**	**Yes**	**27**	**n/a**	**n/a**	**77.78**	**n/a**	**n/a**	**0.002502**	**NP Intra (NDs) 1 of 2**

Appendix I Intrawell Prediction Limits - All Results

Plant Scherer Client: Southern Company Data: Scherer PAC-CCR Printed 3/28/2024, 11:52 AM

Constituent	Well	Upper Lim.	Lower Lim.	Date	Observ.	Sig.	Bg N	Bg Mean	Std. Dev.	%NDs	ND Adj.	Transform	Alpha	Method
Antimony, Total (mg/L)	GWA-21	0.002	n/a	2/29/2024	0.002ND	No	32	n/a	n/a	96.88	n/a	n/a	0.001803	NP Intra (NDs) 1 of 2
Antimony, Total (mg/L)	GWA-46	0.002	n/a	3/4/2024	0.002ND	No	32	n/a	n/a	96.88	n/a	n/a	0.001803	NP Intra (NDs) 1 of 2
Antimony, Total (mg/L)	GWA-47	0.002	n/a	3/4/2024	0.002ND	No	32	n/a	n/a	96.88	n/a	n/a	0.001803	NP Intra (NDs) 1 of 2
Antimony, Total (mg/L)	GWA-48	0.002	n/a	3/4/2024	0.002ND	No	32	n/a	n/a	96.88	n/a	n/a	0.001803	NP Intra (NDs) 1 of 2
Antimony, Total (mg/L)	GWC-51	0.002	n/a	3/4/2024	0.002ND	No	32	n/a	n/a	96.88	n/a	n/a	0.001803	NP Intra (NDs) 1 of 2
Arsenic, Total (mg/L)	GWA-45	0.0015	n/a	3/4/2024	0.001ND	No	32	n/a	n/a	96.88	n/a	n/a	0.001803	NP Intra (NDs) 1 of 2
Arsenic, Total (mg/L)	GWA-48	0.001	n/a	3/4/2024	0.001ND	No	32	n/a	n/a	96.88	n/a	n/a	0.001803	NP Intra (NDs) 1 of 2
Arsenic, Total (mg/L)	GWA-49	0.001	n/a	3/4/2024	0.001ND	No	32	n/a	n/a	96.88	n/a	n/a	0.001803	NP Intra (NDs) 1 of 2
Arsenic, Total (mg/L)	GWC-29	0.0013	n/a	3/4/2024	0.001ND	No	32	n/a	n/a	96.88	n/a	n/a	0.001803	NP Intra (NDs) 1 of 2
Arsenic, Total (mg/L)	GWC-50	0.001	n/a	3/4/2024	0.001ND	No	32	n/a	n/a	96.88	n/a	n/a	0.001803	NP Intra (NDs) 1 of 2
Arsenic, Total (mg/L)	GWC-52	0.001	n/a	3/4/2024	0.001ND	No	32	n/a	n/a	100	n/a	n/a	0.001803	NP Intra (NDs) 1 of 2
Arsenic, Total (mg/L)	GWC-53	0.0011	n/a	3/4/2024	0.001ND	No	31	n/a	n/a	96.77	n/a	n/a	0.001905	NP Intra (NDs) 1 of 2
Barium, Total (mg/L)	GWA-21	0.02915	n/a	2/29/2024	0.021	No	31	0.02277	0.002962	0	None	No	0.0007022	Param Intra 1 of 2
Barium, Total (mg/L)	GWA-22	0.03067	n/a	3/4/2024	0.022	No	32	0.1561	0.008861	0	None	sqrt(x)	0.0007022	Param Intra 1 of 2
Barium, Total (mg/L)	GWA-45	0.07808	n/a	3/4/2024	0.057	No	28	0.03791	0.01841	0	None	No	0.0007022	Param Intra 1 of 2
Barium, Total (mg/L)	GWA-46	0.02387	n/a	3/4/2024	0.022	No	31	0.01989	0.001845	0	None	No	0.0007022	Param Intra 1 of 2
Barium, Total (mg/L)	GWA-47	0.0458	n/a	3/4/2024	0.032	No	31	-3.544	0.2137	0	None	ln(x)	0.0007022	Param Intra 1 of 2
Barium, Total (mg/L)	GWA-48	0.031	n/a	3/4/2024	0.015	No	30	n/a	n/a	0	n/a	n/a	0.002008	NP Intra (normality) 1 of 2
Barium, Total (mg/L)	GWA-49	0.02311	n/a	3/4/2024	0.019	No	32	0.01963	0.001622	0	None	No	0.0007022	Param Intra 1 of 2
Barium, Total (mg/L)	**GWC-29**	**0.02203**	**n/a**	**3/4/2024**	**0.025**	**Yes**	**32**	**0.1287**	**0.009196**	**0**	**None**	**sqrt(x)**	**0.0007022**	**Param Intra 1 of 2**
Barium, Total (mg/L)	GWC-50	0.029	n/a	3/4/2024	0.014	No	32	n/a	n/a	0	n/a	n/a	0.001803	NP Intra (normality) 1 of 2
Barium, Total (mg/L)	GWC-51	0.019	n/a	3/4/2024	0.011	No	32	n/a	n/a	3.125	n/a	n/a	0.001803	NP Intra (normality) 1 of 2
Barium, Total (mg/L)	**GWC-52**	**0.02119**	**n/a**	**3/4/2024**	**0.025**	**Yes**	**32**	**0.01286**	**0.003883**	**0**	**None**	**No**	**0.0007022**	**Param Intra 1 of 2**
Barium, Total (mg/L)	GWC-53	0.05436	n/a	3/4/2024	0.036	No	10	0.0428	0.004077	0	None	No	0.0007022	Param Intra 1 of 2
Beryllium, Total (mg/L)	GWA-22	0.0025	n/a	3/4/2024	0.0025ND	No	32	n/a	n/a	96.88	n/a	n/a	0.001803	NP Intra (NDs) 1 of 2
Beryllium, Total (mg/L)	GWC-51	0.0025	n/a	3/4/2024	0.0025ND	No	32	n/a	n/a	96.88	n/a	n/a	0.001803	NP Intra (NDs) 1 of 2
Cadmium, Total (mg/L)	GWA-47	0.0025	n/a	3/4/2024	0.0025ND	No	32	n/a	n/a	96.88	n/a	n/a	0.001803	NP Intra (NDs) 1 of 2
Cadmium, Total (mg/L)	GWC-50	0.0025	n/a	3/4/2024	0.0025ND	No	32	n/a	n/a	96.88	n/a	n/a	0.001803	NP Intra (NDs) 1 of 2
Chromium, Total (mg/L)	GWA-21	0.008498	n/a	2/29/2024	0.0021	No	32	0.05731	0.01625	12.5	None	sqrt(x)	0.0007022	Param Intra 1 of 2
Chromium, Total (mg/L)	GWA-22	0.01239	n/a	3/4/2024	0.011	No	32	0.007084	0.002472	6.25	None	No	0.0007022	Param Intra 1 of 2
Chromium, Total (mg/L)	GWA-45	0.002	n/a	3/4/2024	0.0016J	No	30	n/a	n/a	100	n/a	n/a	0.002008	NP Intra (NDs) 1 of 2
Chromium, Total (mg/L)	GWA-46	0.0088	n/a	3/4/2024	0.0048	No	32	n/a	n/a	3.125	n/a	n/a	0.001803	NP Intra (normality) 1 of 2
Chromium, Total (mg/L)	GWA-47	0.045	n/a	3/4/2024	0.01	No	32	n/a	n/a	6.25	n/a	n/a	0.001803	NP Intra (normality) 1 of 2
Chromium, Total (mg/L)	GWA-48	0.028	n/a	3/4/2024	0.0063	No	32	n/a	n/a	6.25	n/a	n/a	0.001803	NP Intra (normality) 1 of 2
Chromium, Total (mg/L)	GWA-49	0.009493	n/a	3/4/2024	0.006	No	32	0.0791	0.008539	3.125	None	sqrt(x)	0.0007022	Param Intra 1 of 2
Chromium, Total (mg/L)	GWC-29	0.0039	n/a	3/4/2024	0.0012J	No	32	n/a	n/a	50	n/a	n/a	0.001803	NP Intra (normality) 1 of 2
Chromium, Total (mg/L)	GWC-50	0.0089	n/a	3/4/2024	0.0042	No	32	n/a	n/a	6.25	n/a	n/a	0.001803	NP Intra (normality) 1 of 2
Chromium, Total (mg/L)	GWC-51	0.007106	n/a	3/4/2024	0.0064	No	32	0.06127	0.01073	9.375	None	sqrt(x)	0.0007022	Param Intra 1 of 2
Chromium, Total (mg/L)	**GWC-52**	**0.01539**	**n/a**	**3/4/2024**	**0.033**	**Yes**	**24**	**0.00975**	**0.002526**	**4.167**	**None**	**No**	**0.0007022**	**Param Intra 1 of 2**
Chromium, Total (mg/L)	GWC-53	0.0041	n/a	3/4/2024	0.0013J	No	32	n/a	n/a	40.63	n/a	n/a	0.001803	NP Intra (normality) 1 of 2
Cobalt, Total (mg/L)	GWA-21	0.0025	n/a	2/29/2024	0.0025ND	No	32	n/a	n/a	62.5	n/a	n/a	0.001803	NP Intra (NDs) 1 of 2
Cobalt, Total (mg/L)	GWA-22	0.0025	n/a	3/4/2024	0.0025ND	No	31	n/a	n/a	70.97	n/a	n/a	0.001905	NP Intra (NDs) 1 of 2
Cobalt, Total (mg/L)	GWA-45	0.009925	n/a	3/4/2024	0.0004J	No	32	0.1351	0.03718	21.88	Kaplan-Meier	x^(1/3)	0.0007022	Param Intra 1 of 2
Cobalt, Total (mg/L)	GWA-46	0.0025	n/a	3/4/2024	0.0025ND	No	32	n/a	n/a	90.63	n/a	n/a	0.001803	NP Intra (NDs) 1 of 2
Cobalt, Total (mg/L)	GWA-47	0.0025	n/a	3/4/2024	0.0025ND	No	30	n/a	n/a	86.67	n/a	n/a	0.002008	NP Intra (NDs) 1 of 2
Cobalt, Total (mg/L)	GWA-48	0.0025	n/a	3/4/2024	0.0025ND	No	31	n/a	n/a	90.32	n/a	n/a	0.001905	NP Intra (NDs) 1 of 2
Cobalt, Total (mg/L)	GWA-49	0.0025	n/a	3/4/2024	0.0025ND	No	32	n/a	n/a	84.38	n/a	n/a	0.001803	NP Intra (NDs) 1 of 2
Cobalt, Total (mg/L)	GWC-29	0.0025	n/a	3/4/2024	0.0025ND	No	32	n/a	n/a	96.88	n/a	n/a	0.001803	NP Intra (NDs) 1 of 2
Cobalt, Total (mg/L)	GWC-50	0.0025	n/a	3/4/2024	0.0025ND	No	32	n/a	n/a	96.88	n/a	n/a	0.001803	NP Intra (NDs) 1 of 2
Cobalt, Total (mg/L)	GWC-51	0.0025	n/a	3/4/2024	0.0025ND	No	32	n/a	n/a	90.63	n/a	n/a	0.001803	NP Intra (NDs) 1 of 2
Cobalt, Total (mg/L)	GWC-53	0.0171	n/a	3/4/2024	0.0067	No	32	0.008566	0.003976	6.25	None	No	0.0007022	Param Intra 1 of 2
Copper, Total (mg/L)	GWA-21	0.0023	n/a	2/29/2024	0.002ND	No	26	n/a	n/a	92.31	n/a	n/a	0.002667	NP Intra (NDs) 1 of 2
Copper, Total (mg/L)	GWA-22	0.003	n/a	3/4/2024	0.0025	No	26	n/a	n/a	92.31	n/a	n/a	0.002667	NP Intra (NDs) 1 of 2
Copper, Total (mg/L)	**GWA-45**	**0.0034**	**n/a**	**3/4/2024**	**0.0068**	**Yes**	**27**	**n/a**	**n/a**	**77.78**	**n/a**	**n/a**	**0.002502**	**NP Intra (NDs) 1 of 2**
Copper, Total (mg/L)	GWA-47	0.022	n/a	3/4/2024	0.002ND	No	26	n/a	n/a	42.31	n/a	n/a	0.002667	NP Intra (normality) 1 of 2
Copper, Total (mg/L)	GWA-48	0.0084	n/a	3/4/2024	0.002ND	No	26	n/a	n/a	61.54	n/a	n/a	0.002667	NP Intra (NDs) 1 of 2
Copper, Total (mg/L)	GWA-49	0.0031	n/a	3/4/2024	0.002ND	No	27	n/a	n/a	92.59	n/a	n/a	0.002502	NP Intra (NDs) 1 of 2
Copper, Total (mg/L)	GWC-50	0.0046	n/a	3/4/2024	0.002ND	No	26	n/a	n/a	92.31	n/a	n/a	0.002667	NP Intra (NDs) 1 of 2
Copper, Total (mg/L)	GWC-51	0.0025	n/a	3/4/2024	0.002ND	No	27	n/a	n/a	92.59	n/a	n/a	0.002502	NP Intra (NDs) 1 of 2
Lead, Total (mg/L)	GWA-21	0.0022	n/a	2/29/2024	0.00023J	No	19	n/a	n/a	94.74	n/a	n/a	0.004832	NP Intra (NDs) 1 of 2
Lead, Total (mg/L)	**GWA-22**	**0.001**	**n/a**	**3/4/2024**	**0.002**	**Yes**	**19**	**n/a**	**n/a**	**89.47**	**n/a**	**n/a**	**0.004832**	**NP Intra (NDs) 1 of 2**
Lead, Total (mg/L)	GWA-45	0.0016	n/a	3/4/2024	0.001ND	No	19	n/a	n/a	89.47	n/a	n/a	0.004832	NP Intra (NDs) 1 of 2
Lead, Total (mg/L)	GWA-46	0.001	n/a	3/4/2024	0.001ND	No	19	n/a	n/a	100	n/a	n/a	0.004832	NP Intra (NDs) 1 of 2
Lead, Total (mg/L)	GWA-47	0.001	n/a	3/4/2024	0.001ND	No	19	n/a	n/a	94.74	n/a	n/a	0.004832	NP Intra (NDs) 1 of 2
Lead, Total (mg/L)	GWA-48	0.001	n/a	3/4/2024	0.001ND	No	19	n/a	n/a	94.74	n/a	n/a	0.004832	NP Intra (NDs) 1 of 2
Lead, Total (mg/L)	GWA-49	0.001	n/a	3/4/2024	0.00043J	No	19	n/a	n/a	100	n/a	n/a	0.004832	NP Intra (NDs) 1 of 2

Appendix I Intrawell Prediction Limits - All Results

Plant Scherer Client: Southern Company Data: Scherer PAC-CCR Printed 3/28/2024, 11:52 AM

Constituent	Well	Upper Lim.	Lower Lim.	Date	Observ.	Sig.	Bg N	Bg Mean	Std. Dev.	%NDs	ND Adj.	Transform	Alpha	Method
Lead, Total (mg/L)	GWC-29	0.001	n/a	3/4/2024	0.001ND	No	19	n/a	n/a	100	n/a	n/a	0.004832	NP Intra (NDs) 1 of 2
Lead, Total (mg/L)	GWC-50	0.001	n/a	3/4/2024	0.001ND	No	19	n/a	n/a	89.47	n/a	n/a	0.004832	NP Intra (NDs) 1 of 2
Lead, Total (mg/L)	GWC-51	0.0015	n/a	3/4/2024	0.001ND	No	19	n/a	n/a	84.21	n/a	n/a	0.004832	NP Intra (NDs) 1 of 2
Lead, Total (mg/L)	GWC-52	0.001	n/a	3/4/2024	0.001ND	No	18	n/a	n/a	100	n/a	n/a	0.005373	NP Intra (NDs) 1 of 2
Lead, Total (mg/L)	GWC-53	0.001	n/a	3/4/2024	0.001ND	No	19	n/a	n/a	94.74	n/a	n/a	0.004832	NP Intra (NDs) 1 of 2
Mercury, Total (mg/L)	GWA-21	0.0002	n/a	2/29/2024	0.0002ND	No	32	n/a	n/a	96.88	n/a	n/a	0.001803	NP Intra (NDs) 1 of 2
Mercury, Total (mg/L)	GWA-22	0.0002	n/a	3/4/2024	0.0002ND	No	32	n/a	n/a	96.88	n/a	n/a	0.001803	NP Intra (NDs) 1 of 2
Mercury, Total (mg/L)	GWA-45	0.0002	n/a	3/4/2024	0.0002ND	No	32	n/a	n/a	96.88	n/a	n/a	0.001803	NP Intra (NDs) 1 of 2
Mercury, Total (mg/L)	GWA-46	0.0002	n/a	3/4/2024	0.0002ND	No	32	n/a	n/a	93.75	n/a	n/a	0.001803	NP Intra (NDs) 1 of 2
Mercury, Total (mg/L)	GWA-47	0.0002	n/a	3/4/2024	0.0002ND	No	32	n/a	n/a	93.75	n/a	n/a	0.001803	NP Intra (NDs) 1 of 2
Mercury, Total (mg/L)	GWA-48	0.0002	n/a	3/4/2024	0.0002ND	No	32	n/a	n/a	93.75	n/a	n/a	0.001803	NP Intra (NDs) 1 of 2
Mercury, Total (mg/L)	GWA-49	0.0002	n/a	3/4/2024	0.0002ND	No	32	n/a	n/a	96.88	n/a	n/a	0.001803	NP Intra (NDs) 1 of 2
Mercury, Total (mg/L)	GWC-29	0.0002	n/a	3/4/2024	0.0002ND	No	32	n/a	n/a	96.88	n/a	n/a	0.001803	NP Intra (NDs) 1 of 2
Mercury, Total (mg/L)	GWC-50	0.0002	n/a	3/4/2024	0.0002ND	No	32	n/a	n/a	96.88	n/a	n/a	0.001803	NP Intra (NDs) 1 of 2
Mercury, Total (mg/L)	GWC-52	0.0002	n/a	3/4/2024	0.0002ND	No	32	n/a	n/a	96.88	n/a	n/a	0.001803	NP Intra (NDs) 1 of 2
Nickel, Total (mg/L)	GWA-21	0.0012	n/a	2/29/2024	0.00097J	No	26	n/a	n/a	76.92	n/a	n/a	0.002667	NP Intra (NDs) 1 of 2
Nickel, Total (mg/L)	GWA-22	0.0014	n/a	3/4/2024	0.00055J	No	26	n/a	n/a	84.62	n/a	n/a	0.002667	NP Intra (NDs) 1 of 2
Nickel, Total (mg/L)	**GWA-45**	**0.001**	**n/a**	**3/4/2024**	**0.0011**	**Yes**	**27**	**n/a**	**n/a**	**77.78**	**n/a**	**n/a**	**0.002502**	**NP Intra (NDs) 1 of 2**
Nickel, Total (mg/L)	GWA-46	0.001	n/a	3/4/2024	0.001ND	No	26	n/a	n/a	92.31	n/a	n/a	0.002667	NP Intra (NDs) 1 of 2
Nickel, Total (mg/L)	GWA-47	0.022	n/a	3/4/2024	0.001ND	No	27	n/a	n/a	70.37	n/a	n/a	0.002502	NP Intra (NDs) 1 of 2
Nickel, Total (mg/L)	GWA-48	0.016	n/a	3/4/2024	0.001ND	No	27	n/a	n/a	59.26	n/a	n/a	0.002502	NP Intra (NDs) 1 of 2
Nickel, Total (mg/L)	GWA-49	0.0019	n/a	3/4/2024	0.001ND	No	27	n/a	n/a	81.48	n/a	n/a	0.002502	NP Intra (NDs) 1 of 2
Nickel, Total (mg/L)	GWC-29	0.0047	n/a	3/4/2024	0.0028	No	27	n/a	n/a	48.15	n/a	n/a	0.002502	NP Intra (normality) 1 of 2
Nickel, Total (mg/L)	GWC-50	0.0036	n/a	3/4/2024	0.0029	No	27	n/a	n/a	74.07	n/a	n/a	0.002502	NP Intra (NDs) 1 of 2
Nickel, Total (mg/L)	GWC-51	0.0034	n/a	3/4/2024	0.0024	No	27	n/a	n/a	59.26	n/a	n/a	0.002502	NP Intra (NDs) 1 of 2
Nickel, Total (mg/L)	GWC-53	0.008125	n/a	3/4/2024	0.0077	No	27	3.0e-7	1.1e-7	7.407	None	x^3	0.0007022	Param Intra 1 of 2
Selenium, Total (mg/L)	GWA-22	0.005	n/a	3/4/2024	0.005ND	No	32	n/a	n/a	90.63	n/a	n/a	0.001803	NP Intra (NDs) 1 of 2
Selenium, Total (mg/L)	GWA-45	0.005	n/a	3/4/2024	0.005ND	No	30	n/a	n/a	90	n/a	n/a	0.002008	NP Intra (NDs) 1 of 2
Selenium, Total (mg/L)	GWA-47	0.005	n/a	3/4/2024	0.005ND	No	31	n/a	n/a	96.77	n/a	n/a	0.001905	NP Intra (NDs) 1 of 2
Selenium, Total (mg/L)	GWA-48	0.005	n/a	3/4/2024	0.005ND	No	31	n/a	n/a	93.55	n/a	n/a	0.001905	NP Intra (NDs) 1 of 2
Selenium, Total (mg/L)	GWA-49	0.005	n/a	3/4/2024	0.005ND	No	32	n/a	n/a	93.75	n/a	n/a	0.001803	NP Intra (NDs) 1 of 2
Selenium, Total (mg/L)	GWC-29	0.005	n/a	3/4/2024	0.005ND	No	32	n/a	n/a	93.75	n/a	n/a	0.001803	NP Intra (NDs) 1 of 2
Selenium, Total (mg/L)	GWC-50	0.005	n/a	3/4/2024	0.005ND	No	32	n/a	n/a	93.75	n/a	n/a	0.001803	NP Intra (NDs) 1 of 2
Selenium, Total (mg/L)	GWC-52	0.005	n/a	3/4/2024	0.005ND	No	31	n/a	n/a	83.87	n/a	n/a	0.001905	NP Intra (NDs) 1 of 2
Selenium, Total (mg/L)	GWC-53	0.005	n/a	3/4/2024	0.005ND	No	32	n/a	n/a	90.63	n/a	n/a	0.001803	NP Intra (NDs) 1 of 2
Thallium, Total (mg/L)	GWA-21	0.001	n/a	2/29/2024	0.001ND	No	32	n/a	n/a	90.63	n/a	n/a	0.001803	NP Intra (NDs) 1 of 2
Thallium, Total (mg/L)	GWA-22	0.001	n/a	3/4/2024	0.001ND	No	32	n/a	n/a	93.75	n/a	n/a	0.001803	NP Intra (NDs) 1 of 2
Thallium, Total (mg/L)	GWA-45	0.001	n/a	3/4/2024	0.001ND	No	32	n/a	n/a	90.63	n/a	n/a	0.001803	NP Intra (NDs) 1 of 2
Thallium, Total (mg/L)	GWA-48	0.001	n/a	3/4/2024	0.001ND	No	32	n/a	n/a	93.75	n/a	n/a	0.001803	NP Intra (NDs) 1 of 2
Thallium, Total (mg/L)	GWC-50	0.001	n/a	3/4/2024	0.001ND	No	32	n/a	n/a	96.88	n/a	n/a	0.001803	NP Intra (NDs) 1 of 2
Thallium, Total (mg/L)	GWC-51	0.001	n/a	3/4/2024	0.001ND	No	32	n/a	n/a	96.88	n/a	n/a	0.001803	NP Intra (NDs) 1 of 2
Vanadium, Total (mg/L)	GWA-21	0.004	n/a	2/29/2024	0.0025	No	26	n/a	n/a	50	n/a	n/a	0.002667	NP Intra (normality) 1 of 2
Vanadium, Total (mg/L)	GWA-22	0.0083	n/a	3/4/2024	0.0081	No	26	n/a	n/a	46.15	n/a	n/a	0.002667	NP Intra (normality) 1 of 2
Vanadium, Total (mg/L)	GWA-45	0.0036	n/a	3/4/2024	0.0024	No	26	n/a	n/a	57.69	n/a	n/a	0.002667	NP Intra (NDs) 1 of 2
Vanadium, Total (mg/L)	GWA-46	0.006101	n/a	3/4/2024	0.0028	No	26	0.05716	0.009504	15.38	Kaplan-Meier	sqrt(x)	0.0007022	Param Intra 1 of 2
Vanadium, Total (mg/L)	GWA-47	0.01987	n/a	3/4/2024	0.0078	No	26	0.009388	0.004755	7.692	None	No	0.0007022	Param Intra 1 of 2
Vanadium, Total (mg/L)	GWA-48	0.02235	n/a	3/4/2024	0.018	No	26	0.0002699	0.0001043	3.846	None	x^2	0.0007022	Param Intra 1 of 2
Vanadium, Total (mg/L)	GWA-49	0.02266	n/a	3/4/2024	0.018	No	27	0.01882	0.001752	0	None	No	0.0007022	Param Intra 1 of 2
Vanadium, Total (mg/L)	GWC-29	0.007301	n/a	3/4/2024	0.0045	No	27	0.004641	0.001213	7.407	None	No	0.0007022	Param Intra 1 of 2
Vanadium, Total (mg/L)	GWC-50	0.0093	n/a	3/4/2024	0.0025	No	27	n/a	n/a	33.33	n/a	n/a	0.002502	NP Intra (normality) 1 of 2
Vanadium, Total (mg/L)	GWC-51	0.007518	n/a	3/4/2024	0.0041	No	27	0.004618	0.001323	18.52	Kaplan-Meier	No	0.0007022	Param Intra 1 of 2
Vanadium, Total (mg/L)	GWC-52	0.01363	n/a	3/4/2024	0.0098	No	27	0.00000132	5.5e-7	7.407	None	x^3	0.0007022	Param Intra 1 of 2
Vanadium, Total (mg/L)	GWC-53	0.0065	n/a	3/4/2024	0.00066J	No	26	n/a	n/a	73.08	n/a	n/a	0.002667	NP Intra (NDs) 1 of 2
Zinc, Total (mg/L)	GWA-21	0.005	n/a	2/29/2024	0.005ND	No	27	n/a	n/a	92.59	n/a	n/a	0.002502	NP Intra (NDs) 1 of 2
Zinc, Total (mg/L)	GWA-22	0.0085	n/a	3/4/2024	0.0059	No	25	n/a	n/a	92	n/a	n/a	0.002832	NP Intra (NDs) 1 of 2
Zinc, Total (mg/L)	GWA-45	0.0098	n/a	3/4/2024	0.0035J	No	27	n/a	n/a	70.37	n/a	n/a	0.002502	NP Intra (NDs) 1 of 2
Zinc, Total (mg/L)	GWA-46	0.0096	n/a	3/4/2024	0.005ND	No	26	n/a	n/a	73.08	n/a	n/a	0.002667	NP Intra (NDs) 1 of 2
Zinc, Total (mg/L)	GWA-47	0.0087	n/a	3/4/2024	0.005ND	No	25	n/a	n/a	92	n/a	n/a	0.002832	NP Intra (NDs) 1 of 2
Zinc, Total (mg/L)	GWA-48	0.005	n/a	3/4/2024	0.005ND	No	27	n/a	n/a	88.89	n/a	n/a	0.002502	NP Intra (NDs) 1 of 2
Zinc, Total (mg/L)	GWA-49	0.005	n/a	3/4/2024	0.005ND	No	27	n/a	n/a	92.59	n/a	n/a	0.002502	NP Intra (NDs) 1 of 2
Zinc, Total (mg/L)	GWC-29	0.0058	n/a	3/4/2024	0.005ND	No	27	n/a	n/a	96.3	n/a	n/a	0.002502	NP Intra (NDs) 1 of 2
Zinc, Total (mg/L)	GWC-50	0.0076	n/a	3/4/2024	0.005ND	No	27	n/a	n/a	85.19	n/a	n/a	0.002502	NP Intra (NDs) 1 of 2
Zinc, Total (mg/L)	GWC-51	0.005	n/a	3/4/2024	0.005ND	No	27	n/a	n/a	92.59	n/a	n/a	0.002502	NP Intra (NDs) 1 of 2
Zinc, Total (mg/L)	GWC-52	0.0073	n/a	3/4/2024	0.005ND	No	27	n/a	n/a	92.59	n/a	n/a	0.002502	NP Intra (NDs) 1 of 2
Zinc, Total (mg/L)	GWC-53	0.01998	n/a	3/4/2024	0.013	No	26	0.01409	0.002672	0	None	No	0.0007022	Param Intra 1 of 2

Sanitas™ v.10.0.16b Software licensed to . UG
Hollow symbols indicate censored values.
Within Limit

Prediction Limit

Intrawell Non-parametric

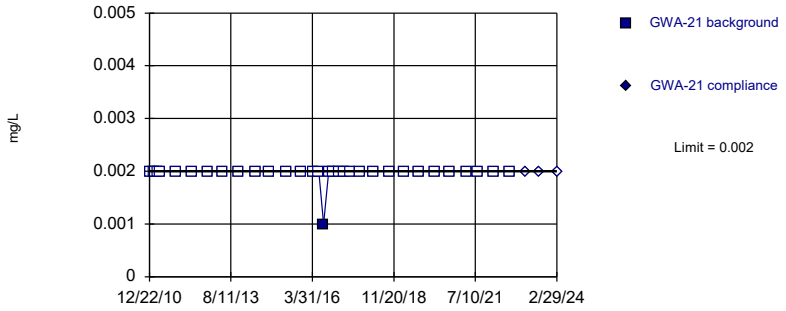

Non-parametric test used in lieu of parametric prediction limit because censored data exceeded 50%. Limit is highest of 32 background values. 96.88% NDs. Well-constituent pair annual alpha = 0.003603. Individual comparison alpha = 0.001803 (1 of 2).

Constituent: Antimony, Total Analysis Run 3/28/2024 11:46 AM View: Appendix I - Intrawell
Plant Scherer Client: Southern Company Data: Scherer PAC-CCR

Sanitas™ v.10.0.16b Software licensed to . UG
Hollow symbols indicate censored values.
Within Limit

Prediction Limit

Intrawell Non-parametric

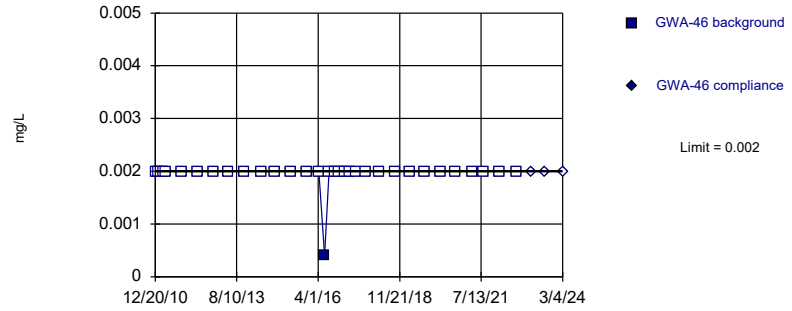

Non-parametric test used in lieu of parametric prediction limit because censored data exceeded 50%. Limit is highest of 32 background values. 96.88% NDs. Well-constituent pair annual alpha = 0.003603. Individual comparison alpha = 0.001803 (1 of 2).

Constituent: Antimony, Total Analysis Run 3/28/2024 11:46 AM View: Appendix I - Intrawell
Plant Scherer Client: Southern Company Data: Scherer PAC-CCR

Sanitas™ v.10.0.16b Software licensed to . UG
Hollow symbols indicate censored values.
Within Limit

Prediction Limit

Intrawell Non-parametric

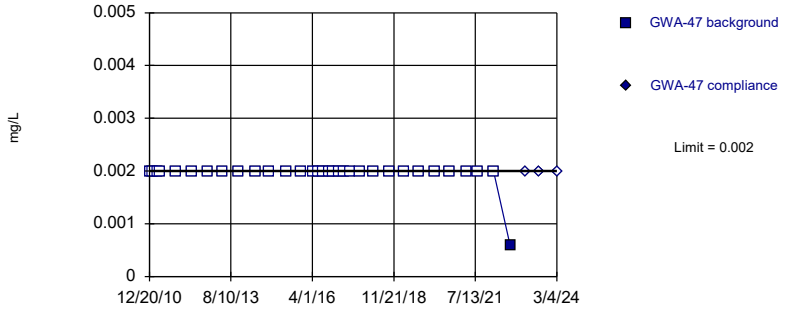

Non-parametric test used in lieu of parametric prediction limit because censored data exceeded 50%. Limit is highest of 32 background values. 96.88% NDs. Well-constituent pair annual alpha = 0.003603. Individual comparison alpha = 0.001803 (1 of 2).

Constituent: Antimony, Total Analysis Run 3/28/2024 11:46 AM View: Appendix I - Intrawell
Plant Scherer Client: Southern Company Data: Scherer PAC-CCR

Sanitas™ v.10.0.16b Software licensed to . UG
Hollow symbols indicate censored values.
Within Limit

Prediction Limit

Intrawell Non-parametric

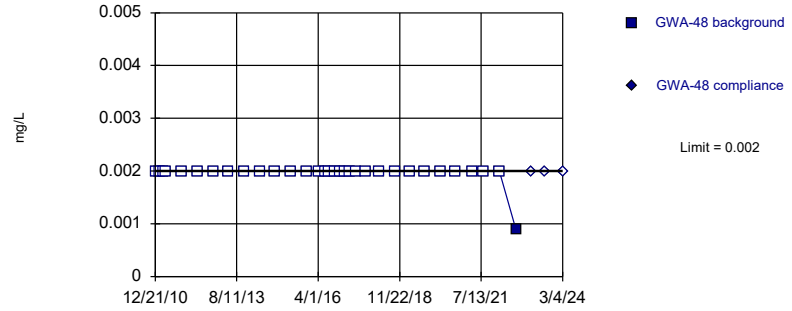

Non-parametric test used in lieu of parametric prediction limit because censored data exceeded 50%. Limit is highest of 32 background values. 96.88% NDs. Well-constituent pair annual alpha = 0.003603. Individual comparison alpha = 0.001803 (1 of 2).

Constituent: Antimony, Total Analysis Run 3/28/2024 11:46 AM View: Appendix I - Intrawell
Plant Scherer Client: Southern Company Data: Scherer PAC-CCR

Sanitas™ v.10.0.16b Software licensed to . UG
Hollow symbols indicate censored values.
Within Limit

Prediction Limit

Intrawell Non-parametric

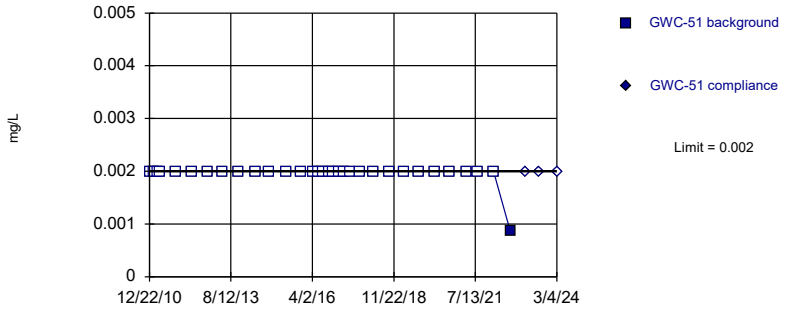

Non-parametric test used in lieu of parametric prediction limit because censored data exceeded 50%. Limit is highest of 32 background values. 96.88% NDs. Well-constituent pair annual alpha = 0.003603. Individual comparison alpha = 0.001803 (1 of 2).

Constituent: Antimony, Total Analysis Run 3/28/2024 11:46 AM View: Appendix I - Intrawell
Plant Scherer Client: Southern Company Data: Scherer PAC-CCR

Sanitas™ v.10.0.16b Software licensed to . UG
Hollow symbols indicate censored values.
Within Limit

Prediction Limit

Intrawell Non-parametric

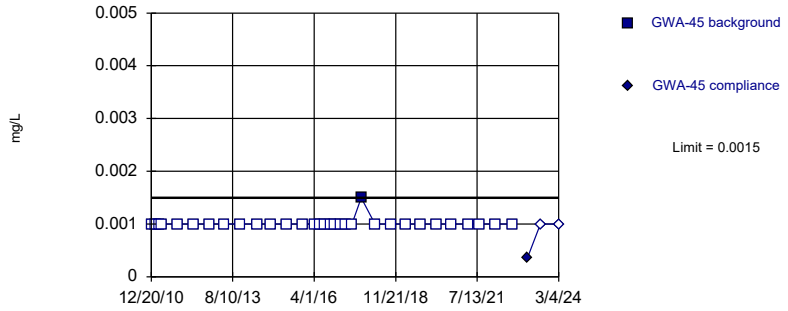

Non-parametric test used in lieu of parametric prediction limit because censored data exceeded 50%. Limit is highest of 32 background values. 96.88% NDs. Well-constituent pair annual alpha = 0.003603. Individual comparison alpha = 0.001803 (1 of 2).

Constituent: Arsenic, Total Analysis Run 3/28/2024 11:46 AM View: Appendix I - Intrawell
Plant Scherer Client: Southern Company Data: Scherer PAC-CCR

Sanitas™ v.10.0.16b Software licensed to . UG
Hollow symbols indicate censored values.
Within Limit

Prediction Limit

Intrawell Non-parametric

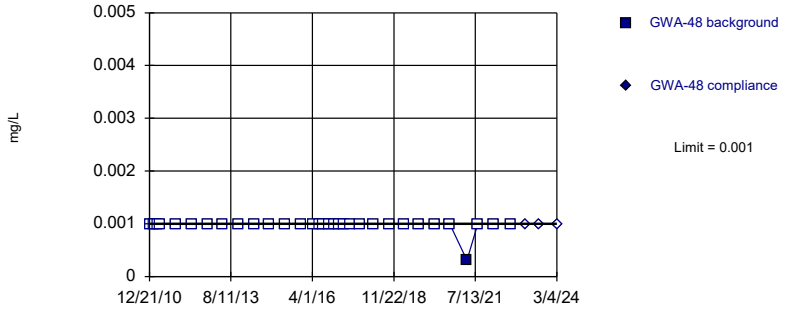

Non-parametric test used in lieu of parametric prediction limit because censored data exceeded 50%. Limit is highest of 32 background values. 96.88% NDs. Well-constituent pair annual alpha = 0.003603. Individual comparison alpha = 0.001803 (1 of 2).

Constituent: Arsenic, Total Analysis Run 3/28/2024 11:46 AM View: Appendix I - Intrawell
Plant Scherer Client: Southern Company Data: Scherer PAC-CCR

Sanitas™ v.10.0.16b Software licensed to . UG
Hollow symbols indicate censored values.
Within Limit

Prediction Limit

Intrawell Non-parametric

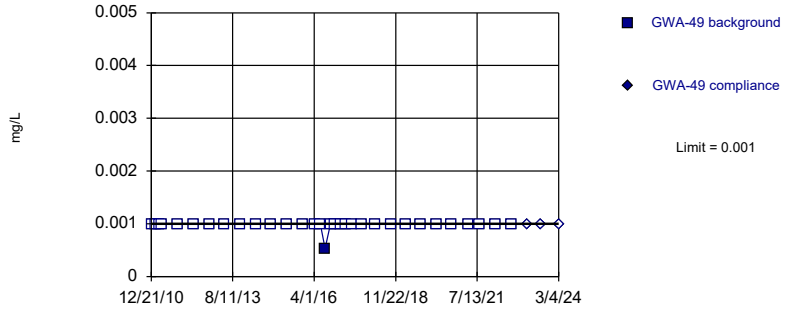

Non-parametric test used in lieu of parametric prediction limit because censored data exceeded 50%. Limit is highest of 32 background values. 96.88% NDs. Well-constituent pair annual alpha = 0.003603. Individual comparison alpha = 0.001803 (1 of 2).

Constituent: Arsenic, Total Analysis Run 3/28/2024 11:46 AM View: Appendix I - Intrawell
Plant Scherer Client: Southern Company Data: Scherer PAC-CCR

Sanitas™ v.10.0.16b Software licensed to . UG
Hollow symbols indicate censored values.
Within Limit

Prediction Limit

Intrawell Non-parametric

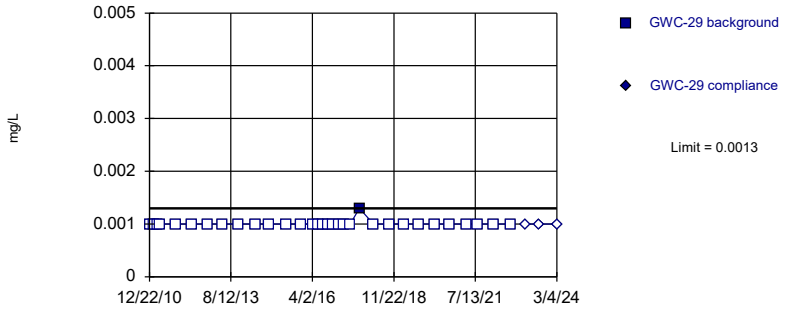

Non-parametric test used in lieu of parametric prediction limit because censored data exceeded 50%. Limit is highest of 32 background values. 96.88% NDs. Well-constituent pair annual alpha = 0.003603. Individual comparison alpha = 0.001803 (1 of 2).

Constituent: Arsenic, Total Analysis Run 3/28/2024 11:46 AM View: Appendix I - Intrawell
Plant Scherer Client: Southern Company Data: Scherer PAC-CCR

Sanitas™ v.10.0.16b Software licensed to . UG
Hollow symbols indicate censored values.
Within Limit

Prediction Limit

Intrawell Non-parametric

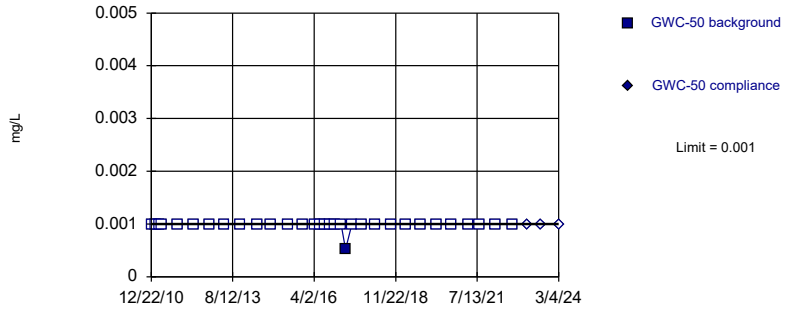

Non-parametric test used in lieu of parametric prediction limit because censored data exceeded 50%. Limit is highest of 32 background values. 96.88% NDs. Well-constituent pair annual alpha = 0.003603. Individual comparison alpha = 0.001803 (1 of 2).

Constituent: Arsenic, Total Analysis Run 3/28/2024 11:46 AM View: Appendix I - Intrawell
Plant Scherer Client: Southern Company Data: Scherer PAC-CCR

Sanitas™ v.10.0.16b Software licensed to . UG
Hollow symbols indicate censored values.
Within Limit

Prediction Limit

Intrawell Non-parametric

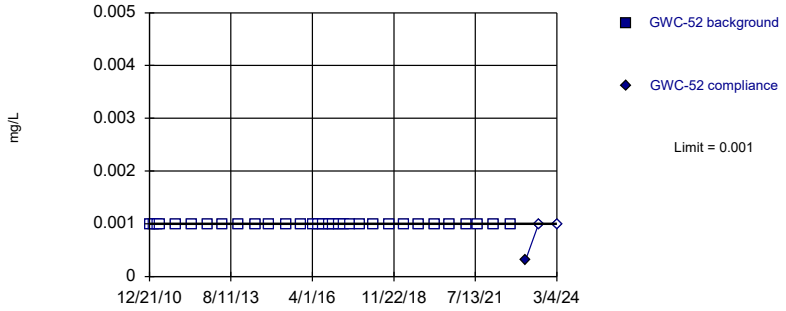

Non-parametric test used in lieu of parametric prediction limit because censored data exceeded 50%. All background values (n = 32) were censored; limit is most recent reporting limit. Well-constituent pair annual alpha = 0.003603. Individual comparison alpha = 0.001803 (1 of 2).

Constituent: Arsenic, Total Analysis Run 3/28/2024 11:46 AM View: Appendix I - Intrawell
Plant Scherer Client: Southern Company Data: Scherer PAC-CCR

Sanitas™ v.10.0.16b Software licensed to . UG
Hollow symbols indicate censored values.
Within Limit

Prediction Limit

Intrawell Non-parametric

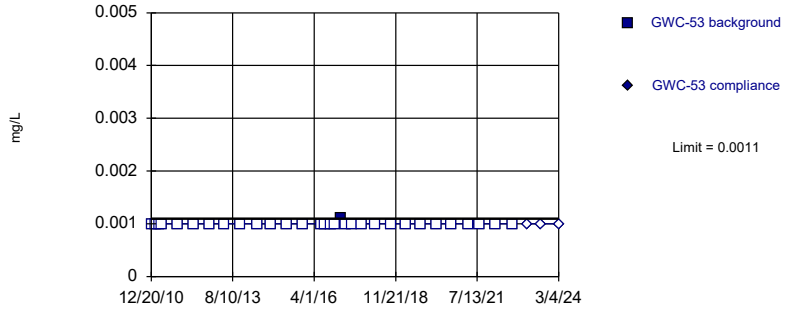

Non-parametric test used in lieu of parametric prediction limit because censored data exceeded 50%. Limit is highest of 31 background values. 96.77% NDs. Well-constituent pair annual alpha = 0.003807. Individual comparison alpha = 0.001905 (1 of 2).

Constituent: Arsenic, Total Analysis Run 3/28/2024 11:46 AM View: Appendix I - Intrawell
Plant Scherer Client: Southern Company Data: Scherer PAC-CCR

Sanitas™ v.10.0.16b Software licensed to . UG

Within Limit

Prediction Limit

Intrawell Parametric

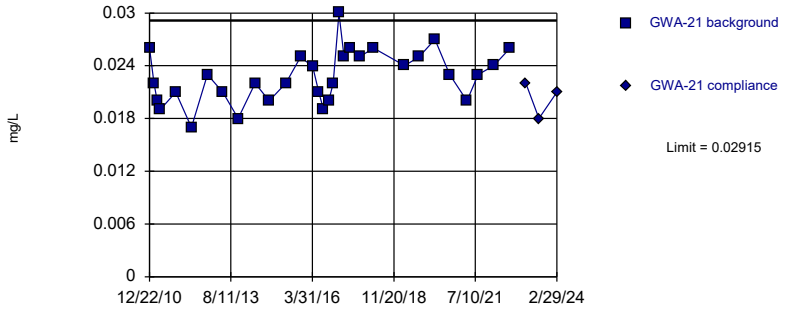

Background Data Summary: Mean=0.02277, Std. Dev.=0.002962, n=31. Normality test: Shapiro Wilk @alpha = 0.01, calculated = 0.9784, critical = 0.902. Kappa = 2.153 (c=15, w=5, 1 of 2, event alpha = 0.05132). Report alpha = 0.0007022.

Constituent: Barium, Total Analysis Run 3/28/2024 11:46 AM View: Appendix I - Intrawell

Plant Scherer Client: Southern Company Data: Scherer PAC-CCR

Sanitas™ v.10.0.16b Software licensed to . UG

Within Limit

Prediction Limit

Intrawell Parametric

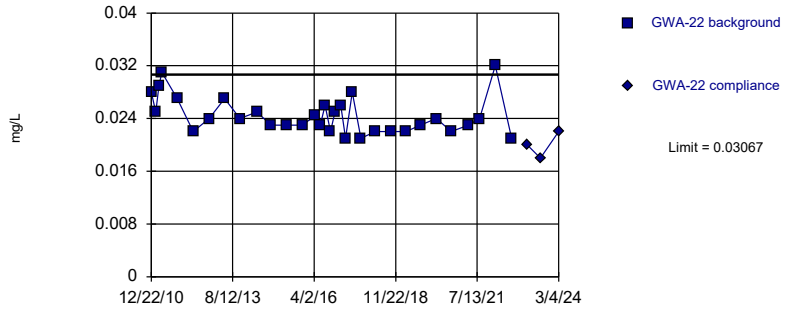

Background Data Summary (based on square root transformation): Mean=0.1561, Std. Dev.=0.008861, n=32. Normality test: Shapiro Wilk @alpha = 0.01, calculated = 0.9098, critical = 0.904. Kappa = 2.146 (c=15, w=5, 1 of 2, event alpha = 0.05132). Report alpha = 0.0007022.

Constituent: Barium, Total Analysis Run 3/28/2024 11:46 AM View: Appendix I - Intrawell

Plant Scherer Client: Southern Company Data: Scherer PAC-CCR

Sanitas™ v.10.0.16b Software licensed to . UG

Within Limit

Prediction Limit

Intrawell Parametric

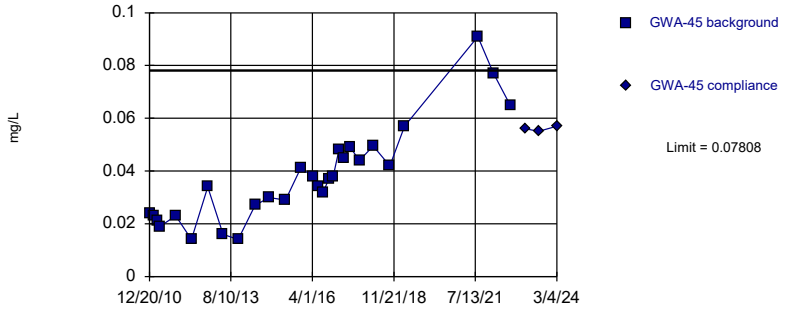

Background Data Summary: Mean=0.03791, Std. Dev.=0.01841, n=28. Normality test: Shapiro Wilk @alpha = 0.01, calculated = 0.9184, critical = 0.896. Kappa = 2.182 (c=15, w=5, 1 of 2, event alpha = 0.05132). Report alpha = 0.0007022.

Constituent: Barium, Total Analysis Run 3/28/2024 11:46 AM View: Appendix I - Intrawell

Plant Scherer Client: Southern Company Data: Scherer PAC-CCR

Sanitas™ v.10.0.16b Software licensed to . UG

Within Limit

Prediction Limit

Intrawell Parametric

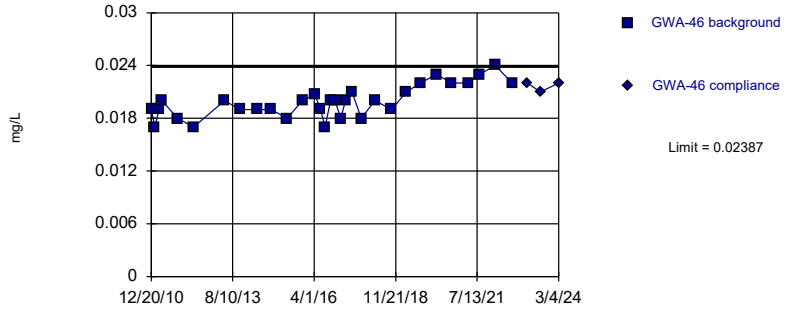

Background Data Summary: Mean=0.01989, Std. Dev.=0.001845, n=31. Normality test: Shapiro Wilk @alpha = 0.01, calculated = 0.9496, critical = 0.902. Kappa = 2.153 (c=15, w=5, 1 of 2, event alpha = 0.05132). Report alpha = 0.0007022.

Constituent: Barium, Total Analysis Run 3/28/2024 11:46 AM View: Appendix I - Intrawell

Plant Scherer Client: Southern Company Data: Scherer PAC-CCR

Sanitas™ v.10.0.16b Software licensed to . UG

Within Limit

Prediction Limit

Intrawell Parametric

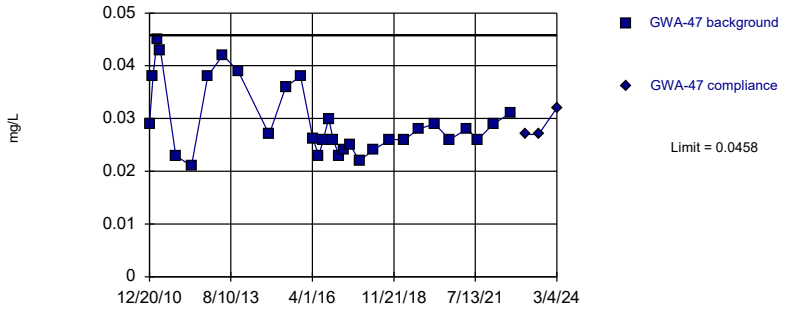

Background Data Summary (based on natural log transformation): Mean=-3.544, Std. Dev.=0.2137, n=31. Normality test: Shapiro Wilk @alpha = 0.01, calculated = 0.9064, critical = 0.902. Kappa = 2.153 (c=15, w=5, 1 of 2, event alpha = 0.05132). Report alpha = 0.0007022.

Constituent: Barium, Total Analysis Run 3/28/2024 11:46 AM View: Appendix I - Intrawell

Plant Scherer Client: Southern Company Data: Scherer PAC-CCR

Sanitas™ v.10.0.16b Software licensed to . UG

Within Limit

Prediction Limit

Intrawell Non-parametric

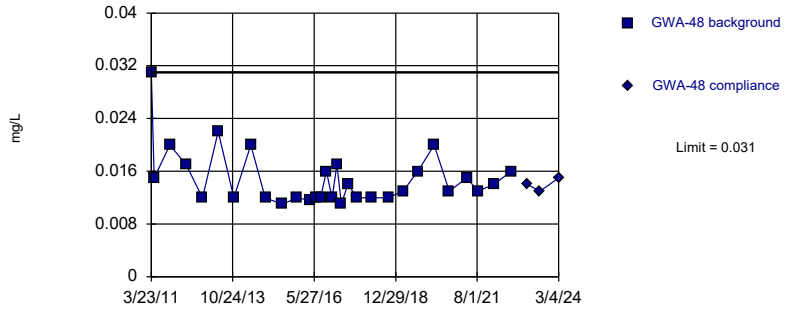

Non-parametric test used in lieu of parametric prediction limit because the Shapiro Wilk normality test showed the data to be non-normal at the 0.01 alpha level. Limit is highest of 30 background values. Well-constituent pair annual alpha = 0.004011. Individual comparison alpha = 0.002008 (1 of 2).

Constituent: Barium, Total Analysis Run 3/28/2024 11:46 AM View: Appendix I - Intrawell

Plant Scherer Client: Southern Company Data: Scherer PAC-CCR

Sanitas™ v.10.0.16b Software licensed to . UG

Within Limit

Prediction Limit

Intrawell Parametric

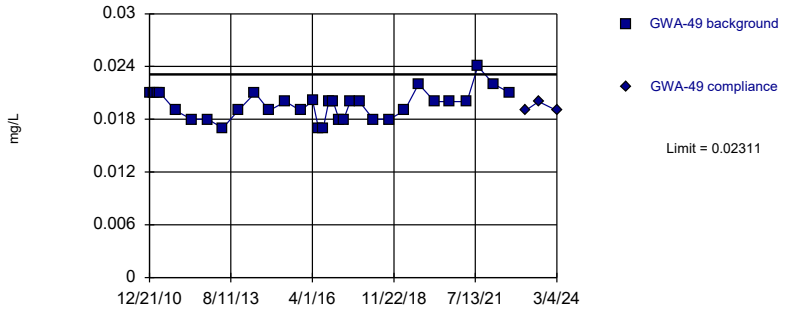

Background Data Summary: Mean=0.01963, Std. Dev.=0.001622, n=32. Normality test: Shapiro Wilk @alpha = 0.01, calculated = 0.945, critical = 0.904. Kappa = 2.146 (c=15, w=5, 1 of 2, event alpha = 0.05132). Report alpha = 0.0007022.

Constituent: Barium, Total Analysis Run 3/28/2024 11:46 AM View: Appendix I - Intrawell

Plant Scherer Client: Southern Company Data: Scherer PAC-CCR

Sanitas™ v.10.0.16b Software licensed to . UG

Exceeds Limit

Prediction Limit

Intrawell Parametric

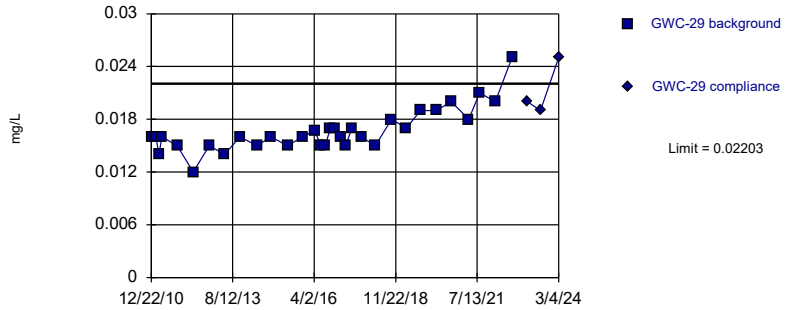

Background Data Summary (based on square root transformation): Mean=0.1287, Std. Dev.=0.009196, n=32. Normality test: Shapiro Wilk @alpha = 0.01, calculated = 0.9151, critical = 0.904. Kappa = 2.146 (c=15, w=5, 1 of 2, event alpha = 0.05132). Report alpha = 0.0007022.

Constituent: Barium, Total Analysis Run 3/28/2024 11:46 AM View: Appendix I - Intrawell

Plant Scherer Client: Southern Company Data: Scherer PAC-CCR

Sanitas™ v.10.0.16b Software licensed to . UG

Within Limit

Prediction Limit

Intrawell Non-parametric

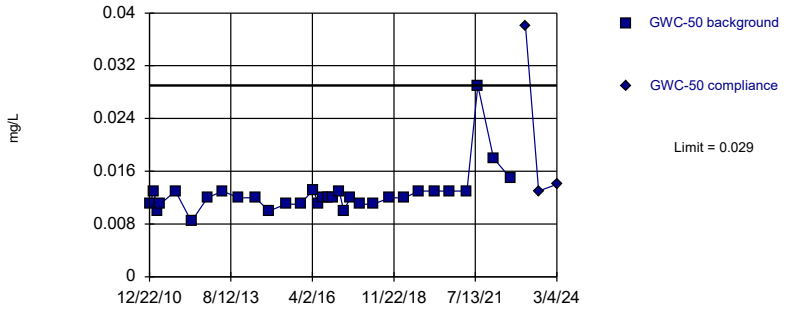

Non-parametric test used in lieu of parametric prediction limit because the Shapiro Wilk normality test showed the data to be non-normal at the 0.01 alpha level. Limit is highest of 32 background values. Well-constituent pair annual alpha = 0.003603. Individual comparison alpha = 0.001803 (1 of 2).

Constituent: Barium, Total Analysis Run 3/28/2024 11:46 AM View: Appendix I - Intrawell

Plant Scherer Client: Southern Company Data: Scherer PAC-CCR

Sanitas™ v.10.0.16b Software licensed to . UG

Hollow symbols indicate censored values.

Within Limit

Prediction Limit

Intrawell Non-parametric

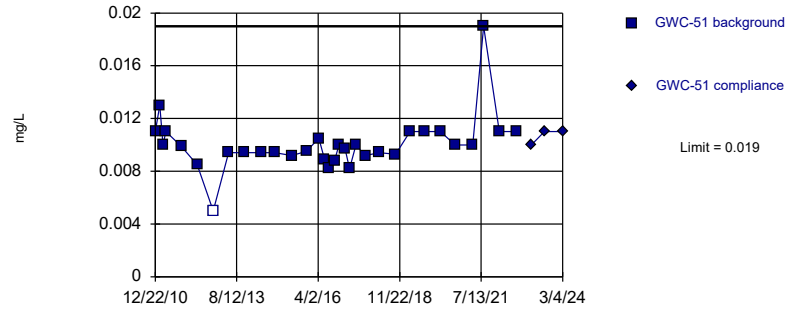

Non-parametric test used in lieu of parametric prediction limit because the Shapiro Wilk normality test showed the data to be non-normal at the 0.01 alpha level. Limit is highest of 32 background values. 3.125% NDs. Well-constituent pair annual alpha = 0.003603. Individual comparison alpha = 0.001803 (1 of 2).

Constituent: Barium, Total Analysis Run 3/28/2024 11:46 AM View: Appendix I - Intrawell

Plant Scherer Client: Southern Company Data: Scherer PAC-CCR

Sanitas™ v.10.0.16b Software licensed to . UG

Exceeds Limit

Prediction Limit

Intrawell Parametric

Background Data Summary: Mean=0.01286, Std. Dev.=0.003883, n=32. Normality test: Shapiro Wilk @alpha = 0.01, calculated = 0.9044, critical = 0.904. Kappa = 2.146 (c=15, w=5, 1 of 2, event alpha = 0.05132). Report alpha = 0.0007022.

Constituent: Barium, Total Analysis Run 3/28/2024 11:46 AM View: Appendix I - Intrawell

Plant Scherer Client: Southern Company Data: Scherer PAC-CCR

Sanitas™ v.10.0.16b Software licensed to . UG

Within Limit

Prediction Limit

Intrawell Parametric

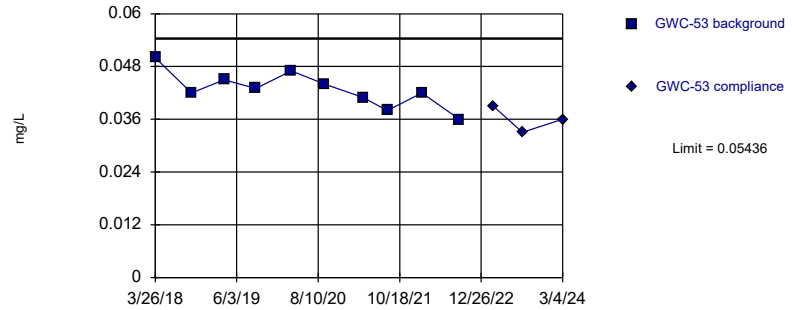

Background Data Summary: Mean=0.0428, Std. Dev.=0.004077, n=10. Normality test: Shapiro Wilk @alpha = 0.05, calculated = 0.9848, critical = 0.842. Kappa = 2.835 (c=15, w=5, 1 of 2, event alpha = 0.05132). Report alpha = 0.0007022.

Constituent: Barium, Total Analysis Run 3/28/2024 11:46 AM View: Appendix I - Intrawell

Plant Scherer Client: Southern Company Data: Scherer PAC-CCR

Sanitas™ v.10.0.16b Software licensed to . UG
Hollow symbols indicate censored values.
Within Limit

Prediction Limit

Intrawell Non-parametric

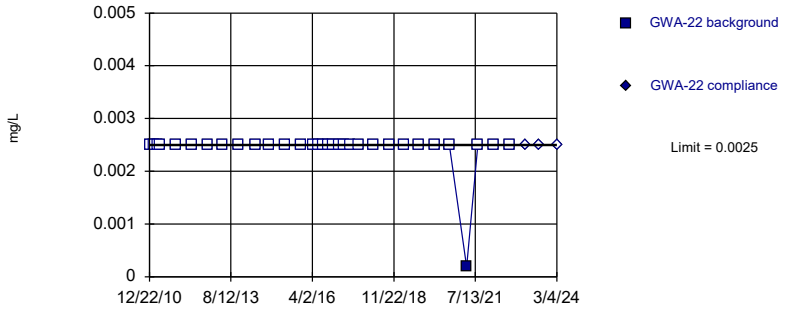

Non-parametric test used in lieu of parametric prediction limit because censored data exceeded 50%. Limit is highest of 32 background values. 96.88% NDs. Well-constituent pair annual alpha = 0.003603. Individual comparison alpha = 0.001803 (1 of 2).

Constituent: Beryllium, Total Analysis Run 3/28/2024 11:46 AM View: Appendix I - Intrawell
Plant Scherer Client: Southern Company Data: Scherer PAC-CCR

Sanitas™ v.10.0.16b Software licensed to . UG
Hollow symbols indicate censored values.
Within Limit

Prediction Limit

Intrawell Non-parametric

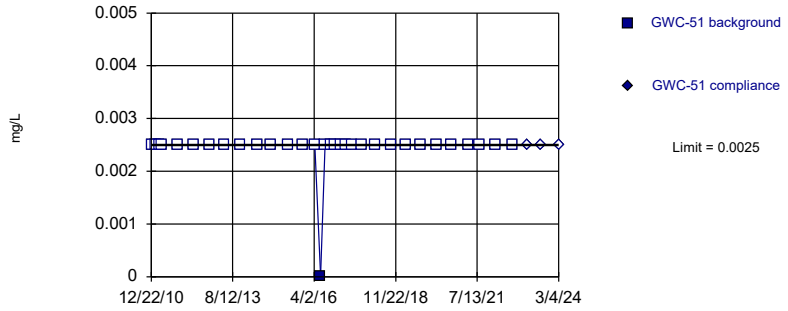

Non-parametric test used in lieu of parametric prediction limit because censored data exceeded 50%. Limit is highest of 32 background values. 96.88% NDs. Well-constituent pair annual alpha = 0.003603. Individual comparison alpha = 0.001803 (1 of 2).

Constituent: Beryllium, Total Analysis Run 3/28/2024 11:46 AM View: Appendix I - Intrawell
Plant Scherer Client: Southern Company Data: Scherer PAC-CCR

Sanitas™ v.10.0.16b Software licensed to . UG
Hollow symbols indicate censored values.
Within Limit

Prediction Limit

Intrawell Non-parametric

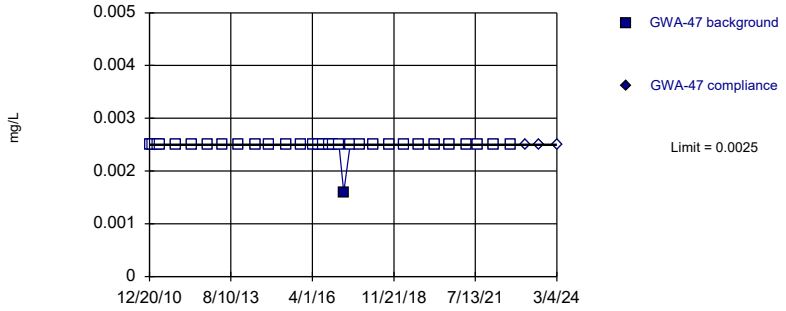

Non-parametric test used in lieu of parametric prediction limit because censored data exceeded 50%. Limit is highest of 32 background values. 96.88% NDs. Well-constituent pair annual alpha = 0.003603. Individual comparison alpha = 0.001803 (1 of 2).

Constituent: Cadmium, Total Analysis Run 3/28/2024 11:46 AM View: Appendix I - Intrawell
Plant Scherer Client: Southern Company Data: Scherer PAC-CCR

Sanitas™ v.10.0.16b Software licensed to . UG
Hollow symbols indicate censored values.
Within Limit

Prediction Limit

Intrawell Non-parametric

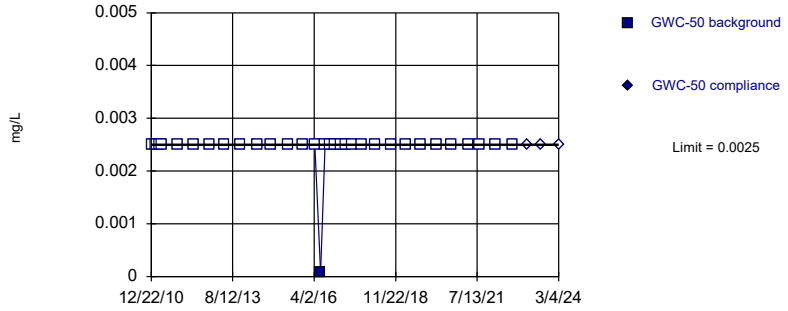

Non-parametric test used in lieu of parametric prediction limit because censored data exceeded 50%. Limit is highest of 32 background values. 96.88% NDs. Well-constituent pair annual alpha = 0.003603. Individual comparison alpha = 0.001803 (1 of 2).

Constituent: Cadmium, Total Analysis Run 3/28/2024 11:46 AM View: Appendix I - Intrawell
Plant Scherer Client: Southern Company Data: Scherer PAC-CCR

Sanitas™ v.10.0.16b Software licensed to . UG
Hollow symbols indicate censored values.
Within Limit

Prediction Limit

Intrawell Parametric

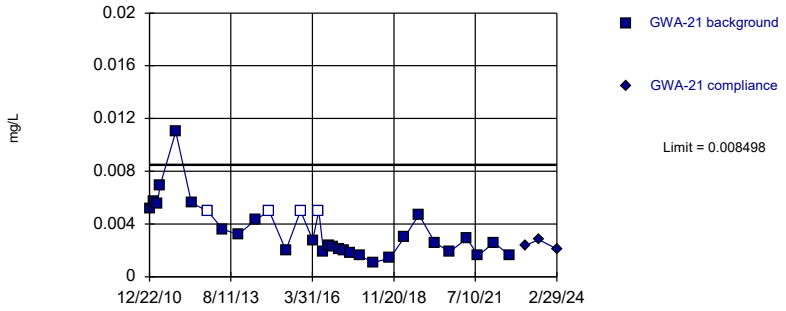

Background Data Summary (based on square root transformation): Mean=0.05731, Std. Dev.=0.01625, n=32, 12.5% NDs. Normality test: Shapiro Wilk @alpha = 0.01, calculated = 0.9261, critical = 0.904. Kappa = 2.146 (c=15, w=5, 1 of 2, event alpha = 0.05132). Report alpha = 0.0007022.

Constituent: Chromium, Total Analysis Run 3/28/2024 11:46 AM View: Appendix I - Intrawell
Plant Scherer Client: Southern Company Data: Scherer PAC-CCR

Sanitas™ v.10.0.16b Software licensed to . UG
Hollow symbols indicate censored values.
Within Limit

Prediction Limit

Intrawell Parametric

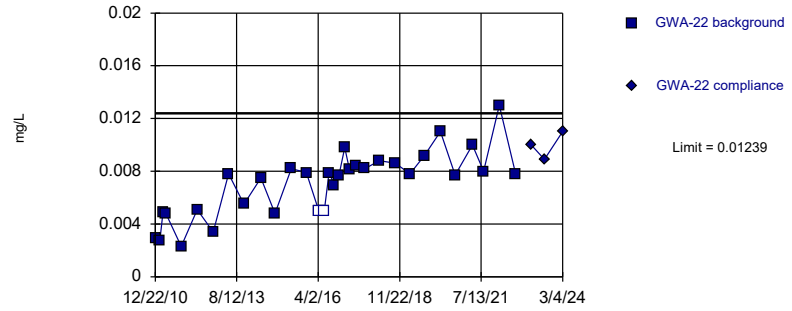

Background Data Summary: Mean=0.007084, Std. Dev.=0.002472, n=32, 6.25% NDs. Normality test: Shapiro Wilk @alpha = 0.01, calculated = 0.9475, critical = 0.904. Kappa = 2.146 (c=15, w=5, 1 of 2, event alpha = 0.05132). Report alpha = 0.0007022.

Constituent: Chromium, Total Analysis Run 3/28/2024 11:46 AM View: Appendix I - Intrawell
Plant Scherer Client: Southern Company Data: Scherer PAC-CCR

Sanitas™ v.10.0.16b Software licensed to . UG
Hollow symbols indicate censored values.
Within Limit

Prediction Limit

Intrawell Non-parametric

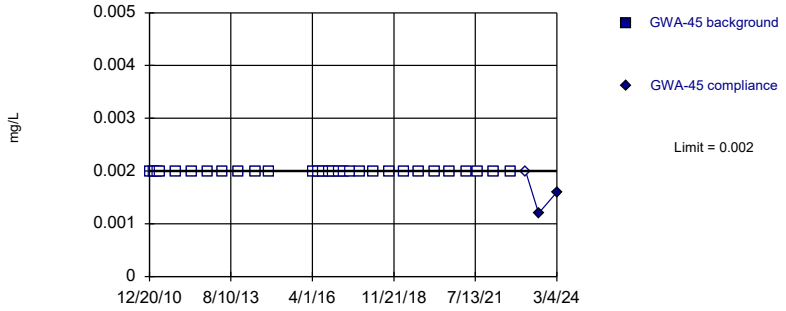

Non-parametric test used in lieu of parametric prediction limit because censored data exceeded 50%. All background values (n = 30) were censored; limit is most recent reporting limit. Well-constituent pair annual alpha = 0.004011. Individual comparison alpha = 0.002008 (1 of 2).

Constituent: Chromium, Total Analysis Run 3/28/2024 11:46 AM View: Appendix I - Intrawell
Plant Scherer Client: Southern Company Data: Scherer PAC-CCR

Sanitas™ v.10.0.16b Software licensed to . UG
Hollow symbols indicate censored values.
Within Limit

Prediction Limit

Intrawell Non-parametric

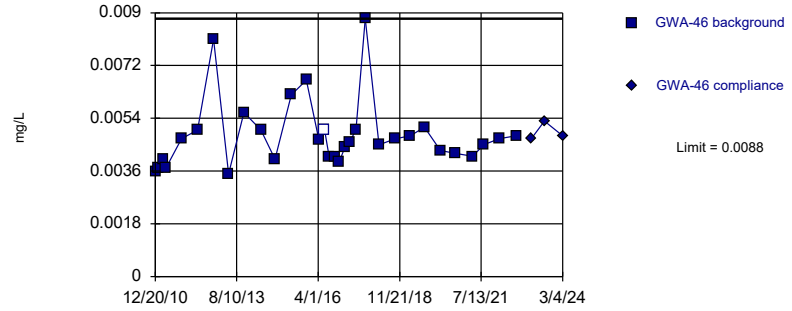

Non-parametric test used in lieu of parametric prediction limit because the Shapiro Wilk normality test showed the data to be non-normal at the 0.01 alpha level. Limit is highest of 32 background values. 3.125% NDs. Well-constituent pair annual alpha = 0.003603. Individual comparison alpha = 0.001803 (1 of 2).

Constituent: Chromium, Total Analysis Run 3/28/2024 11:46 AM View: Appendix I - Intrawell
Plant Scherer Client: Southern Company Data: Scherer PAC-CCR

Sanitas™ v.10.0.16b Software licensed to . UG
Hollow symbols indicate censored values.
Within Limit

Prediction Limit

Intrawell Non-parametric

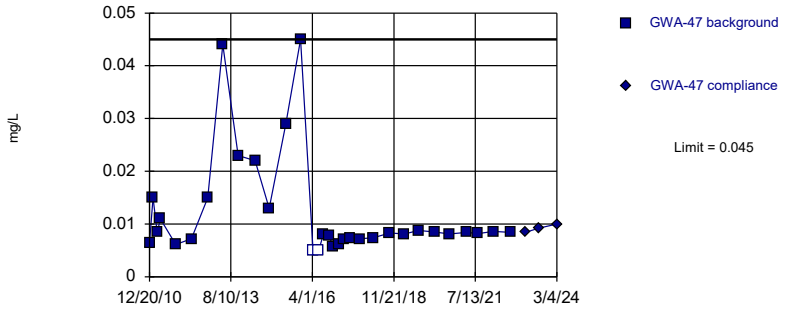

Non-parametric test used in lieu of parametric prediction limit because the Shapiro Wilk normality test showed the data to be non-normal at the 0.01 alpha level. Limit is highest of 32 background values. 6.25% NDs. Well-constituent pair annual alpha = 0.003603. Individual comparison alpha = 0.001803 (1 of 2).

Constituent: Chromium, Total Analysis Run 3/28/2024 11:46 AM View: Appendix I - Intrawell
Plant Scherer Client: Southern Company Data: Scherer PAC-CCR

Sanitas™ v.10.0.16b Software licensed to . UG
Hollow symbols indicate censored values.
Within Limit

Prediction Limit

Intrawell Non-parametric

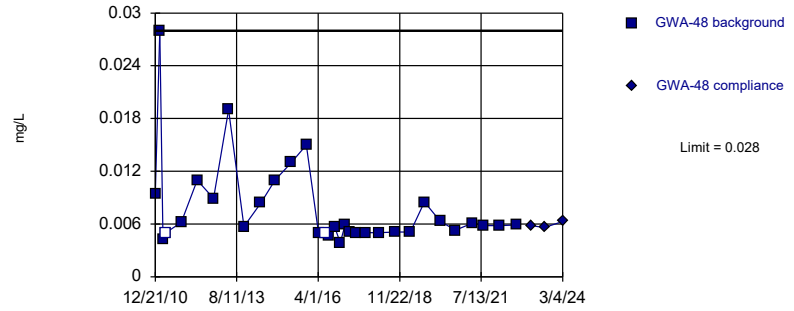

Non-parametric test used in lieu of parametric prediction limit because the Shapiro Wilk normality test showed the data to be non-normal at the 0.01 alpha level. Limit is highest of 32 background values. 6.25% NDs. Well-constituent pair annual alpha = 0.003603. Individual comparison alpha = 0.001803 (1 of 2).

Constituent: Chromium, Total Analysis Run 3/28/2024 11:46 AM View: Appendix I - Intrawell
Plant Scherer Client: Southern Company Data: Scherer PAC-CCR

Sanitas™ v.10.0.16b Software licensed to . UG
Hollow symbols indicate censored values.
Within Limit

Prediction Limit

Intrawell Parametric

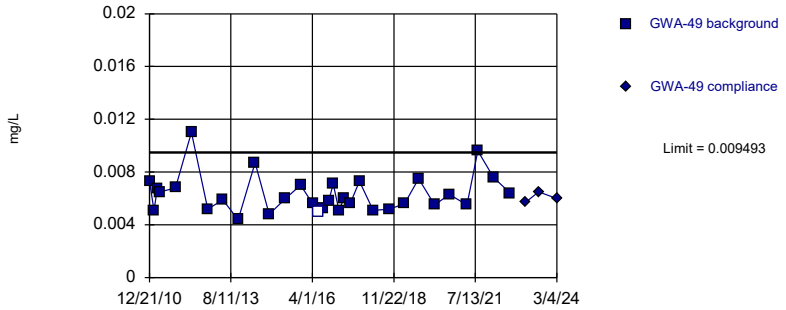

Background Data Summary (based on square root transformation): Mean=0.0791, Std. Dev.=0.008539, n=32, 3.125% NDs. Normality test: Shapiro Wilk @alpha = 0.01, calculated = 0.9113, critical = 0.904. Kappa = 2.146 (c=15, w=5, 1 of 2, event alpha = 0.05132). Report alpha = 0.0007022.

Constituent: Chromium, Total Analysis Run 3/28/2024 11:46 AM View: Appendix I - Intrawell
Plant Scherer Client: Southern Company Data: Scherer PAC-CCR

Sanitas™ v.10.0.16b Software licensed to . UG
Hollow symbols indicate censored values.
Within Limit

Prediction Limit

Intrawell Non-parametric

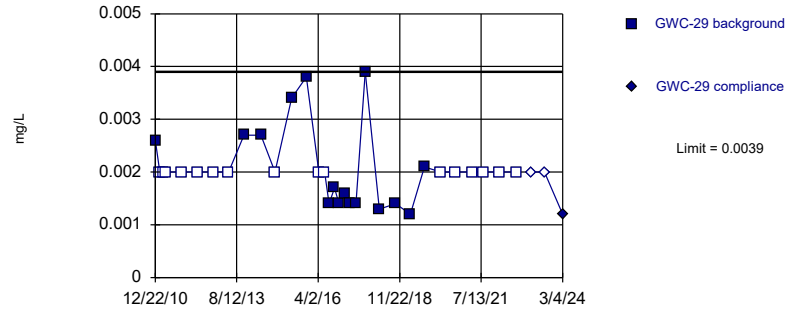

Non-parametric test used in lieu of parametric prediction limit because the Shapiro Wilk normality test showed the data to be non-normal at the 0.01 alpha level. Limit is highest of 32 background values. 50% NDs. Well-constituent pair annual alpha = 0.003603. Individual comparison alpha = 0.001803 (1 of 2).

Constituent: Chromium, Total Analysis Run 3/28/2024 11:46 AM View: Appendix I - Intrawell
Plant Scherer Client: Southern Company Data: Scherer PAC-CCR

Sanitas™ v.10.0.16b Software licensed to . UG
Hollow symbols indicate censored values.
Within Limit

Prediction Limit

Intrawell Non-parametric

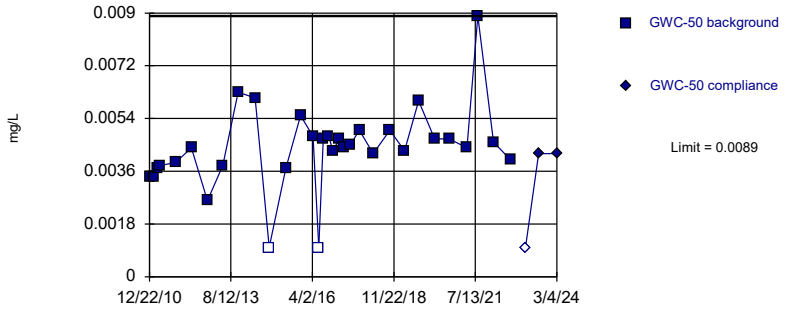

Non-parametric test used in lieu of parametric prediction limit because the Shapiro Wilk normality test showed the data to be non-normal at the 0.01 alpha level. Limit is highest of 32 background values. 6.25% NDs. Well-constituent pair annual alpha = 0.003603. Individual comparison alpha = 0.001803 (1 of 2).

Constituent: Chromium, Total Analysis Run 3/28/2024 11:46 AM View: Appendix I - Intrawell
Plant Scherer Client: Southern Company Data: Scherer PAC-CCR

Sanitas™ v.10.0.16b Software licensed to . UG
Hollow symbols indicate censored values.
Within Limit

Prediction Limit

Intrawell Parametric

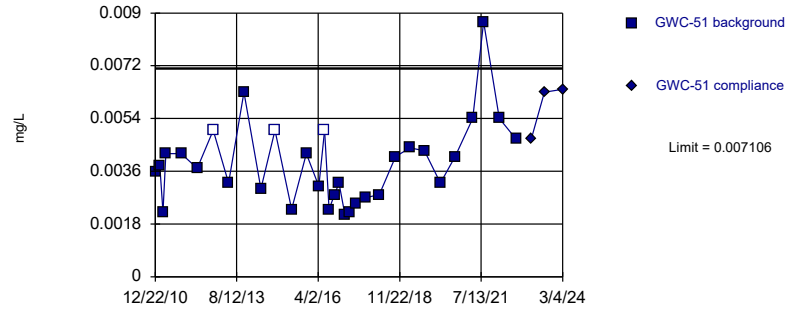

Background Data Summary (based on square root transformation): Mean=0.06127, Std. Dev.=0.01073, n=32, 9.375% NDs. Normality test: Shapiro Wilk @alpha = 0.01, calculated = 0.9466, critical = 0.904. Kappa = 2.146 (c=15, w=5, 1 of 2, event alpha = 0.05132). Report alpha = 0.0007022.

Constituent: Chromium, Total Analysis Run 3/28/2024 11:46 AM View: Appendix I - Intrawell
Plant Scherer Client: Southern Company Data: Scherer PAC-CCR

Sanitas™ v.10.0.16b Software licensed to . UG
Hollow symbols indicate censored values.
Exceeds Limit

Prediction Limit

Intrawell Parametric

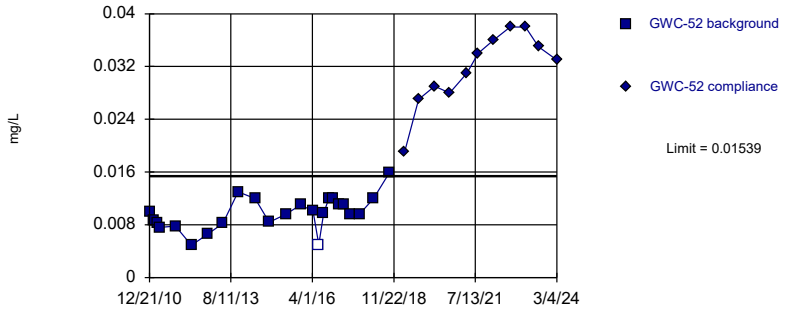

Background Data Summary: Mean=0.00975, Std. Dev.=0.002526, n=24, 4.167% NDs. Normality test: Shapiro Wilk @alpha = 0.01, calculated = 0.9716, critical = 0.884. Kappa = 2.232 (c=15, w=5, 1 of 2, event alpha = 0.05132). Report alpha = 0.0007022.

Constituent: Chromium, Total Analysis Run 3/28/2024 11:46 AM View: Appendix I - Intrawell
Plant Scherer Client: Southern Company Data: Scherer PAC-CCR

Sanitas™ v.10.0.16b Software licensed to . UG
Hollow symbols indicate censored values.
Within Limit

Prediction Limit

Intrawell Non-parametric

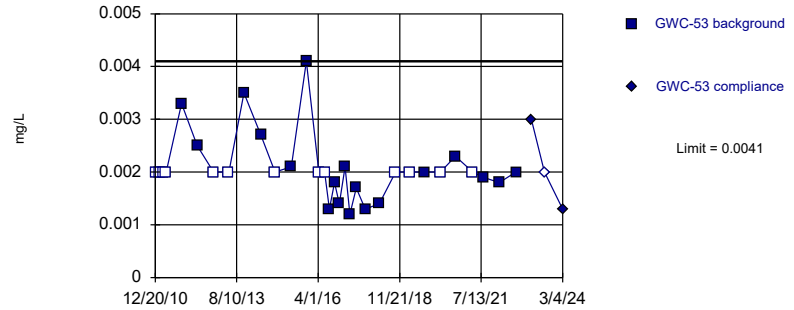

Non-parametric test used in lieu of parametric prediction limit because the Shapiro Wilk normality test showed the data to be non-normal at the 0.01 alpha level. Limit is highest of 32 background values. 40.63% NDs. Well-constituent pair annual alpha = 0.003603. Individual comparison alpha = 0.001803 (1 of 2).

Constituent: Chromium, Total Analysis Run 3/28/2024 11:46 AM View: Appendix I - Intrawell
Plant Scherer Client: Southern Company Data: Scherer PAC-CCR

Sanitas™ v.10.0.16b Software licensed to . UG
Hollow symbols indicate censored values.
Within Limit

Prediction Limit

Intrawell Non-parametric

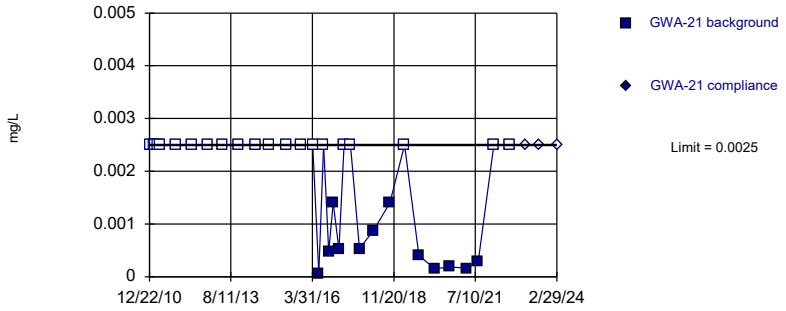

Non-parametric test used in lieu of parametric prediction limit because censored data exceeded 50%. Limit is highest of 32 background values. 62.5% NDs. Well-constituent pair annual alpha = 0.003603. Individual comparison alpha = 0.001803 (1 of 2).

Constituent: Cobalt, Total Analysis Run 3/28/2024 11:46 AM View: Appendix I - Intrawell
Plant Scherer Client: Southern Company Data: Scherer PAC-CCR

Sanitas™ v.10.0.16b Software licensed to . UG
Hollow symbols indicate censored values.
Within Limit

Prediction Limit

Intrawell Non-parametric

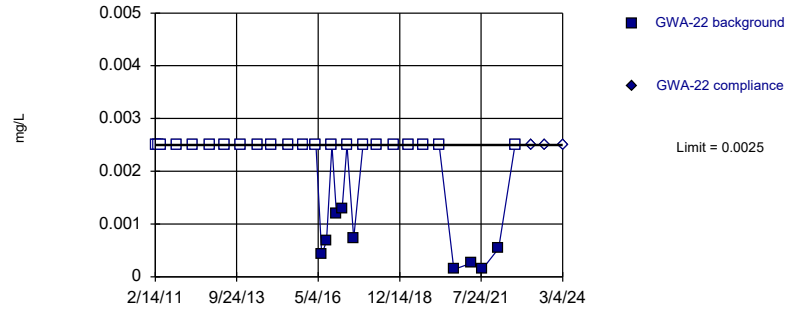

Non-parametric test used in lieu of parametric prediction limit because censored data exceeded 50%. Limit is highest of 31 background values. 70.97% NDs. Well-constituent pair annual alpha = 0.003807. Individual comparison alpha = 0.001905 (1 of 2).

Constituent: Cobalt, Total Analysis Run 3/28/2024 11:46 AM View: Appendix I - Intrawell
Plant Scherer Client: Southern Company Data: Scherer PAC-CCR

Sanitas™ v.10.0.16b Software licensed to . UG
Hollow symbols indicate censored values.
Within Limit

Prediction Limit

Intrawell Parametric

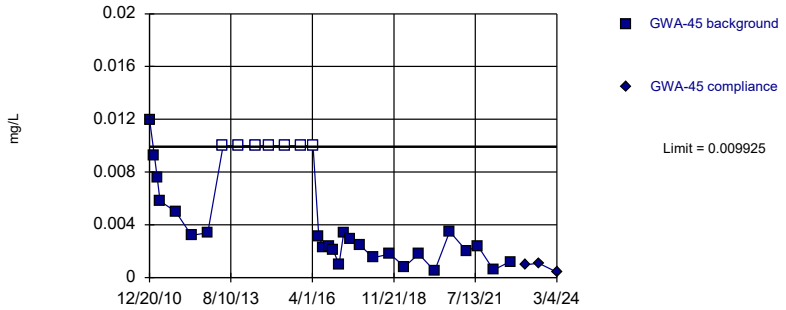

Background Data Summary (based on cube root transformation) (after Kaplan-Meier Adjustment): Mean=0.1351, Std. Dev.=0.03718, n=32, 21.88% NDs. Normality test: Shapiro Wilk @alpha = 0.01, calculated = 0.9071, critical = 0.904. Kappa = 2.146 (c=15, w=5, 1 of 2, event alpha = 0.05132). Report alpha = 0.0007022.

Constituent: Cobalt, Total Analysis Run 3/28/2024 11:47 AM View: Appendix I - Intrawell
Plant Scherer Client: Southern Company Data: Scherer PAC-CCR

Sanitas™ v.10.0.16b Software licensed to . UG
Hollow symbols indicate censored values.
Within Limit

Prediction Limit

Intrawell Non-parametric

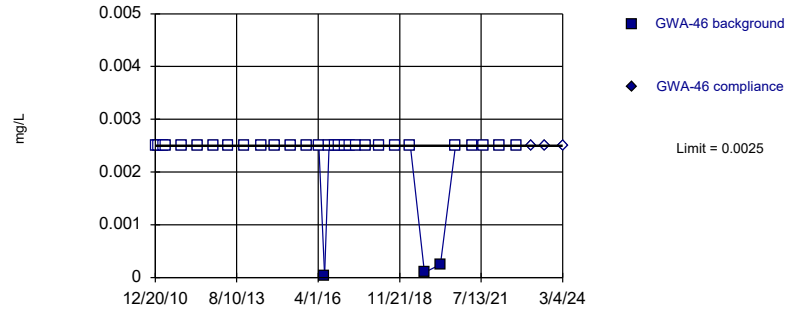

Non-parametric test used in lieu of parametric prediction limit because censored data exceeded 50%. Limit is highest of 32 background values. 90.63% NDs. Well-constituent pair annual alpha = 0.003603. Individual comparison alpha = 0.001803 (1 of 2).

Constituent: Cobalt, Total Analysis Run 3/28/2024 11:47 AM View: Appendix I - Intrawell
Plant Scherer Client: Southern Company Data: Scherer PAC-CCR

Sanitas™ v.10.0.16b Software licensed to . UG
Hollow symbols indicate censored values.
Within Limit

Prediction Limit

Intrawell Non-parametric

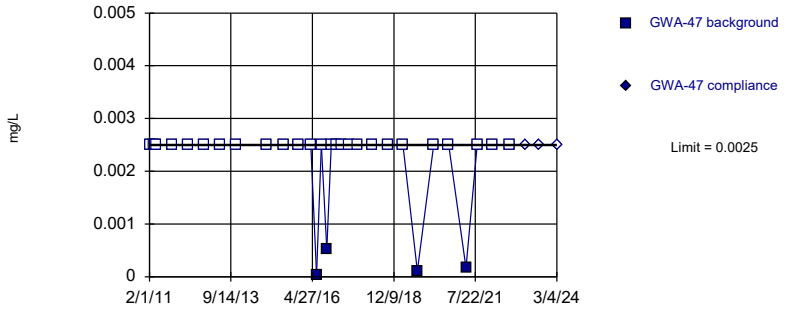

Non-parametric test used in lieu of parametric prediction limit because censored data exceeded 50%. Limit is highest of 30 background values. 86.67% NDs. Well-constituent pair annual alpha = 0.004011. Individual comparison alpha = 0.002008 (1 of 2).

Constituent: Cobalt, Total Analysis Run 3/28/2024 11:47 AM View: Appendix I - Intrawell
Plant Scherer Client: Southern Company Data: Scherer PAC-CCR

Sanitas™ v.10.0.16b Software licensed to . UG
Hollow symbols indicate censored values.
Within Limit

Prediction Limit

Intrawell Non-parametric

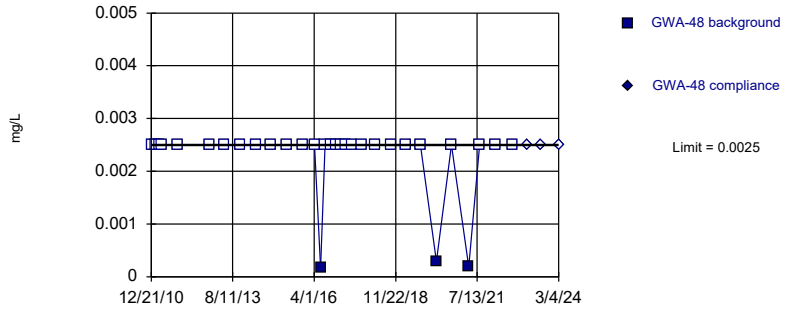

Non-parametric test used in lieu of parametric prediction limit because censored data exceeded 50%. Limit is highest of 31 background values. 90.32% NDs. Well-constituent pair annual alpha = 0.003807. Individual comparison alpha = 0.001905 (1 of 2).

Constituent: Cobalt, Total Analysis Run 3/28/2024 11:47 AM View: Appendix I - Intrawell
Plant Scherer Client: Southern Company Data: Scherer PAC-CCR

Sanitas™ v.10.0.16b Software licensed to . UG
Hollow symbols indicate censored values.
Within Limit

Prediction Limit

Intrawell Non-parametric

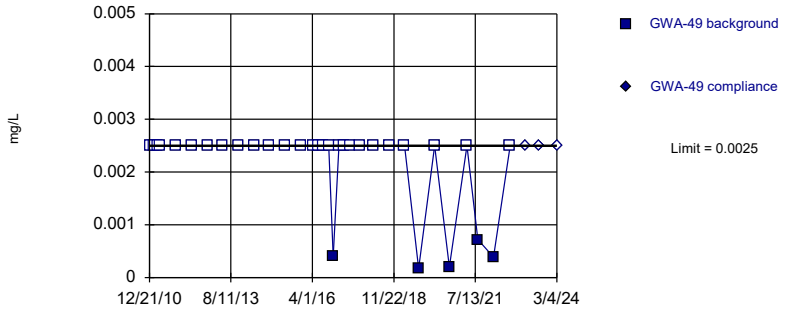

Non-parametric test used in lieu of parametric prediction limit because censored data exceeded 50%. Limit is highest of 32 background values. 84.38% NDs. Well-constituent pair annual alpha = 0.003603. Individual comparison alpha = 0.001803 (1 of 2).

Constituent: Cobalt, Total Analysis Run 3/28/2024 11:47 AM View: Appendix I - Intrawell
Plant Scherer Client: Southern Company Data: Scherer PAC-CCR

Sanitas™ v.10.0.16b Software licensed to . UG
Hollow symbols indicate censored values.
Within Limit

Prediction Limit

Intrawell Non-parametric

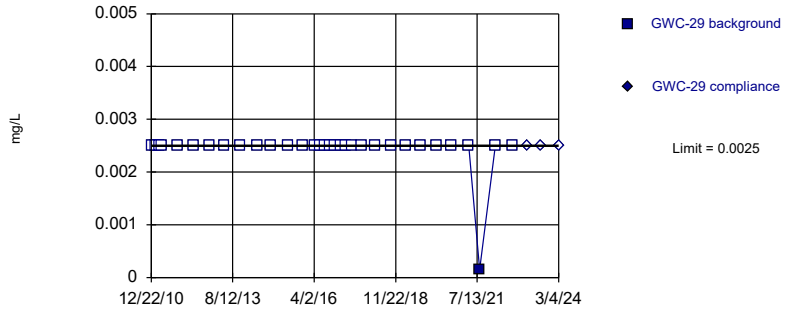

Non-parametric test used in lieu of parametric prediction limit because censored data exceeded 50%. Limit is highest of 32 background values. 96.88% NDs. Well-constituent pair annual alpha = 0.003603. Individual comparison alpha = 0.001803 (1 of 2).

Constituent: Cobalt, Total Analysis Run 3/28/2024 11:47 AM View: Appendix I - Intrawell
Plant Scherer Client: Southern Company Data: Scherer PAC-CCR

Sanitas™ v.10.0.16b Software licensed to . UG
Hollow symbols indicate censored values.
Within Limit

Prediction Limit

Intrawell Non-parametric

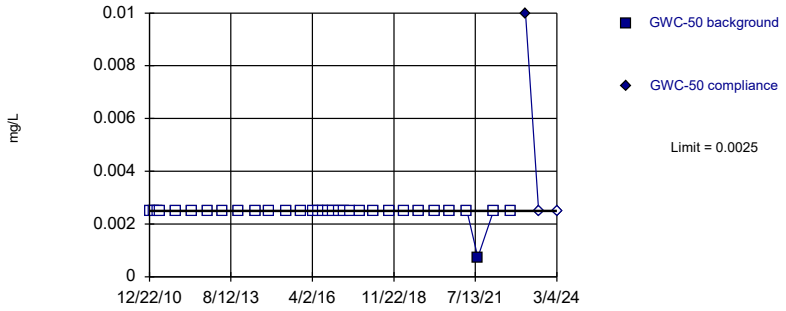

Non-parametric test used in lieu of parametric prediction limit because censored data exceeded 50%. Limit is highest of 32 background values. 96.88% NDs. Well-constituent pair annual alpha = 0.003603. Individual comparison alpha = 0.001803 (1 of 2).

Constituent: Cobalt, Total Analysis Run 3/28/2024 11:47 AM View: Appendix I - Intrawell
Plant Scherer Client: Southern Company Data: Scherer PAC-CCR

Sanitas™ v.10.0.16b Software licensed to . UG
Hollow symbols indicate censored values.
Within Limit

Prediction Limit

Intrawell Non-parametric

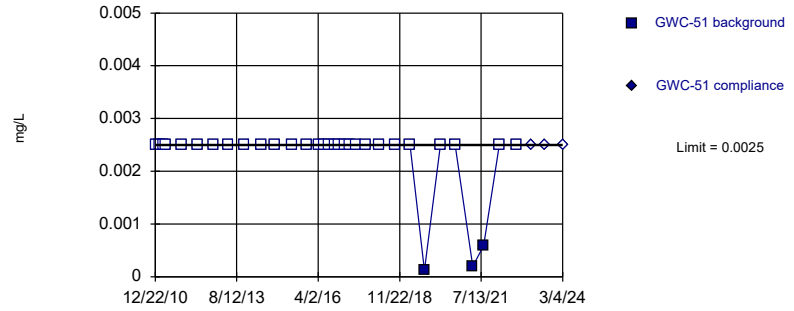

Non-parametric test used in lieu of parametric prediction limit because censored data exceeded 50%. Limit is highest of 32 background values. 90.63% NDs. Well-constituent pair annual alpha = 0.003603. Individual comparison alpha = 0.001803 (1 of 2).

Constituent: Cobalt, Total Analysis Run 3/28/2024 11:47 AM View: Appendix I - Intrawell
Plant Scherer Client: Southern Company Data: Scherer PAC-CCR

Sanitas™ v.10.0.16b Software licensed to . UG
Hollow symbols indicate censored values.
Within Limit

Prediction Limit

Intrawell Parametric

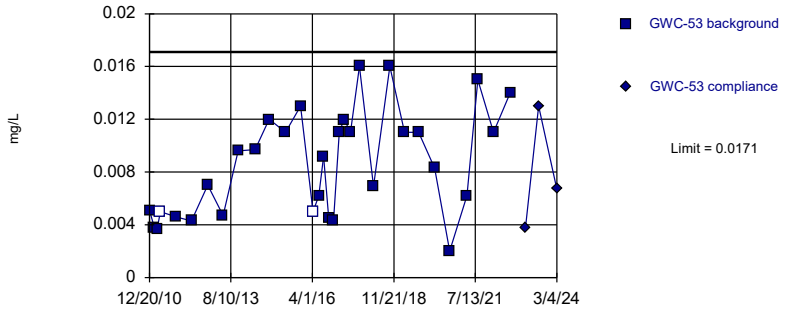

Background Data Summary: Mean=0.008566, Std. Dev.=0.003976, n=32, 6.25% NDs. Normality test: Shapiro Wilk @alpha = 0.01, calculated = 0.9316, critical = 0.904. Kappa = 2.146 (c=15, w=5, 1 of 2, event alpha = 0.05132). Report alpha = 0.0007022.

Constituent: Cobalt, Total Analysis Run 3/28/2024 11:47 AM View: Appendix I - Intrawell
Plant Scherer Client: Southern Company Data: Scherer PAC-CCR

Sanitas™ v.10.0.16b Software licensed to . UG
Hollow symbols indicate censored values.
Within Limit

Prediction Limit

Intrawell Non-parametric

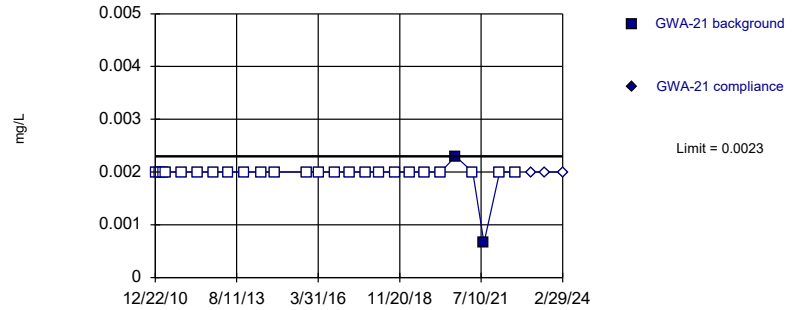

Non-parametric test used in lieu of parametric prediction limit because censored data exceeded 50%. Limit is highest of 26 background values. 92.31% NDs. Well-constituent pair annual alpha = 0.005327. Individual comparison alpha = 0.002667 (1 of 2).

Constituent: Copper, Total Analysis Run 3/28/2024 11:47 AM View: Appendix I - Intrawell
Plant Scherer Client: Southern Company Data: Scherer PAC-CCR

Sanitas™ v.10.0.16b Software licensed to . UG
Hollow symbols indicate censored values.
Within Limit

Prediction Limit

Intrawell Non-parametric

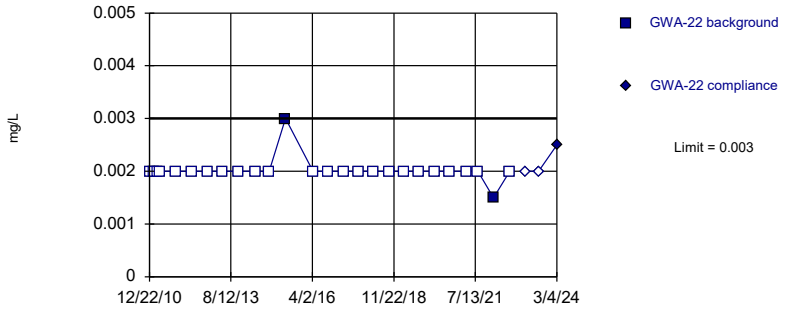

Non-parametric test used in lieu of parametric prediction limit because censored data exceeded 50%. Limit is highest of 26 background values. 92.31% NDs. Well-constituent pair annual alpha = 0.005327. Individual comparison alpha = 0.002667 (1 of 2).

Constituent: Copper, Total Analysis Run 3/28/2024 11:47 AM View: Appendix I - Intrawell
Plant Scherer Client: Southern Company Data: Scherer PAC-CCR

Sanitas™ v.10.0.16b Software licensed to . UG
Hollow symbols indicate censored values.
Exceeds Limit

Prediction Limit

Intrawell Non-parametric

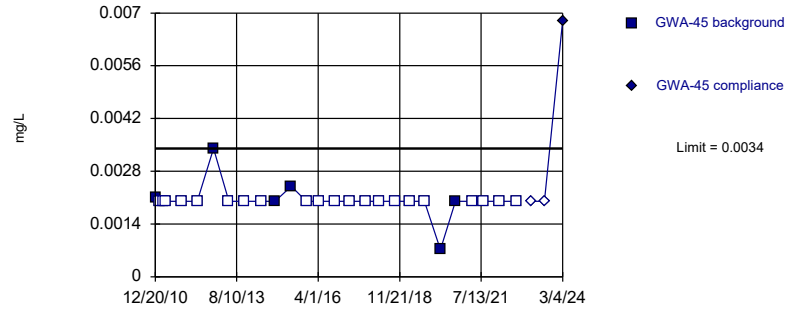

Non-parametric test used in lieu of parametric prediction limit because censored data exceeded 50%. Limit is highest of 27 background values. 77.78% NDs. Well-constituent pair annual alpha = 0.004998. Individual comparison alpha = 0.002502 (1 of 2).

Constituent: Copper, Total Analysis Run 3/28/2024 11:47 AM View: Appendix I - Intrawell
Plant Scherer Client: Southern Company Data: Scherer PAC-CCR

Sanitas™ v.10.0.16b Software licensed to . UG
Hollow symbols indicate censored values.
Within Limit

Prediction Limit

Intrawell Non-parametric

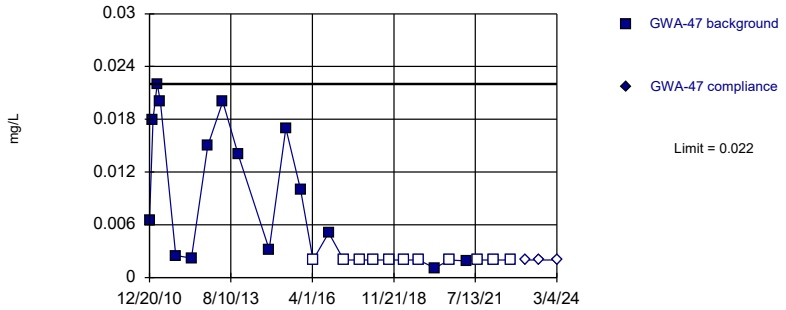

Non-parametric test used in lieu of parametric prediction limit because the Shapiro Wilk normality test showed the data to be non-normal at the 0.01 alpha level. Limit is highest of 26 background values. 42.31% NDs. Well-constituent pair annual alpha = 0.005327. Individual comparison alpha = 0.002667 (1 of 2).

Constituent: Copper, Total Analysis Run 3/28/2024 11:47 AM View: Appendix I - Intrawell
Plant Scherer Client: Southern Company Data: Scherer PAC-CCR

Sanitas™ v.10.0.16b Software licensed to . UG
Hollow symbols indicate censored values.
Within Limit

Prediction Limit

Intrawell Non-parametric

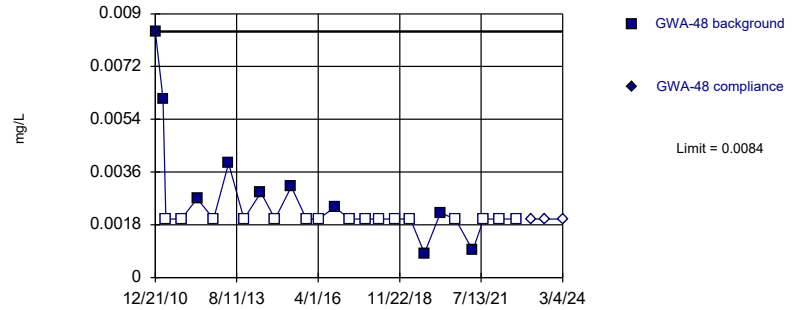

Non-parametric test used in lieu of parametric prediction limit because censored data exceeded 50%. Limit is highest of 26 background values. 61.54% NDs. Well-constituent pair annual alpha = 0.005327. Individual comparison alpha = 0.002667 (1 of 2).

Constituent: Copper, Total Analysis Run 3/28/2024 11:47 AM View: Appendix I - Intrawell
Plant Scherer Client: Southern Company Data: Scherer PAC-CCR

Sanitas™ v.10.0.16b Software licensed to . UG
Hollow symbols indicate censored values.
Within Limit

Prediction Limit

Intrawell Non-parametric

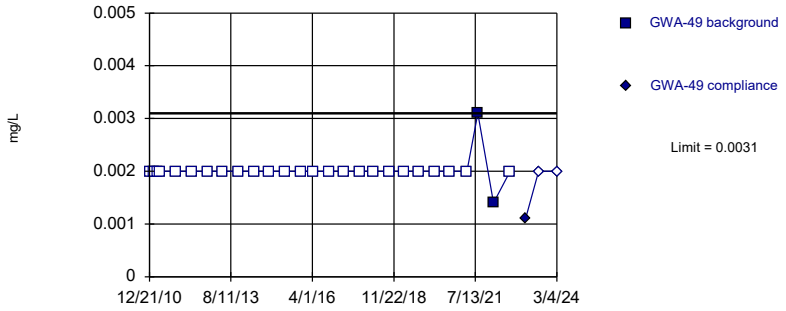

Non-parametric test used in lieu of parametric prediction limit because censored data exceeded 50%. Limit is highest of 27 background values. 92.59% NDs. Well-constituent pair annual alpha = 0.004998. Individual comparison alpha = 0.002502 (1 of 2).

Constituent: Copper, Total Analysis Run 3/28/2024 11:47 AM View: Appendix I - Intrawell
Plant Scherer Client: Southern Company Data: Scherer PAC-CCR

Sanitas™ v.10.0.16b Software licensed to . UG
Hollow symbols indicate censored values.
Within Limit

Prediction Limit

Intrawell Non-parametric

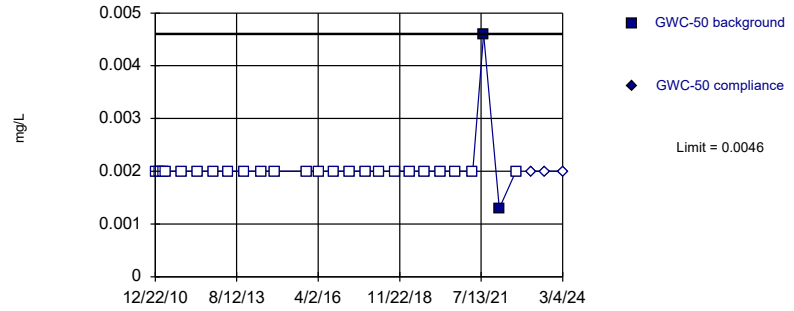

Non-parametric test used in lieu of parametric prediction limit because censored data exceeded 50%. Limit is highest of 26 background values. 92.31% NDs. Well-constituent pair annual alpha = 0.005327. Individual comparison alpha = 0.002667 (1 of 2).

Constituent: Copper, Total Analysis Run 3/28/2024 11:47 AM View: Appendix I - Intrawell
Plant Scherer Client: Southern Company Data: Scherer PAC-CCR

Sanitas™ v.10.0.16b Software licensed to . UG
Hollow symbols indicate censored values.
Within Limit

Prediction Limit

Intrawell Non-parametric

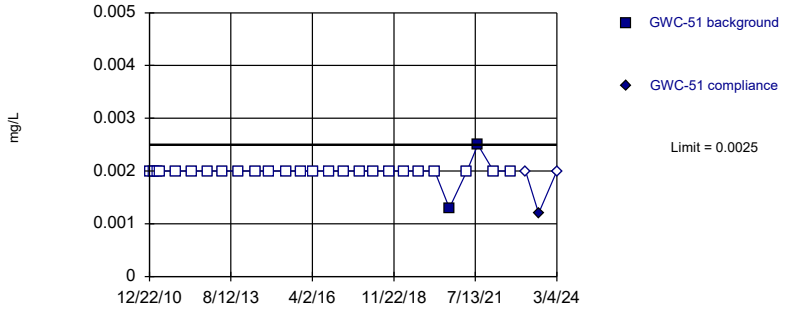

Non-parametric test used in lieu of parametric prediction limit because censored data exceeded 50%. Limit is highest of 27 background values. 92.59% NDs. Well-constituent pair annual alpha = 0.004998. Individual comparison alpha = 0.002502 (1 of 2).

Constituent: Copper, Total Analysis Run 3/28/2024 11:47 AM View: Appendix I - Intrawell
Plant Scherer Client: Southern Company Data: Scherer PAC-CCR

Sanitas™ v.10.0.16b Software licensed to . UG
Hollow symbols indicate censored values.
Within Limit

Prediction Limit

Intrawell Non-parametric

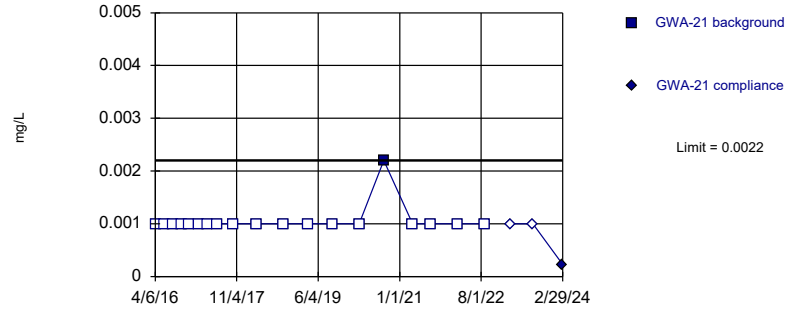

Non-parametric test used in lieu of parametric prediction limit because censored data exceeded 50%. Limit is highest of 19 background values. 94.74% NDs. Well-constituent pair annual alpha = 0.009641. Individual comparison alpha = 0.004832 (1 of 2).

Constituent: Lead, Total Analysis Run 3/28/2024 11:47 AM View: Appendix I - Intrawell
Plant Scherer Client: Southern Company Data: Scherer PAC-CCR

Sanitas™ v.10.0.16b Software licensed to . UG
Hollow symbols indicate censored values.

Exceeds Limit

Prediction Limit

Intrawell Non-parametric

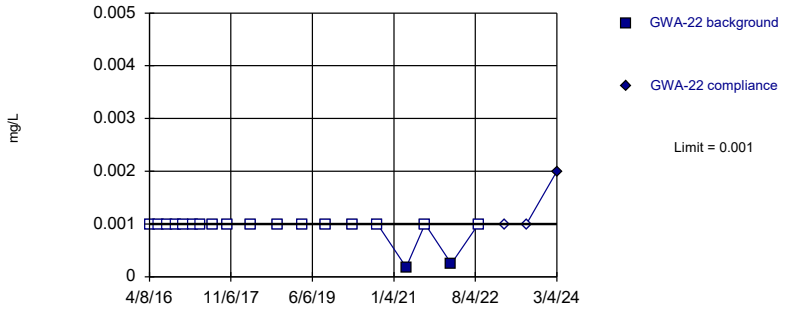

Non-parametric test used in lieu of parametric prediction limit because censored data exceeded 50%. Limit is highest of 19 background values. 89.47% NDs. Well-constituent pair annual alpha = 0.009641. Individual comparison alpha = 0.004832 (1 of 2).

Constituent: Lead, Total Analysis Run 3/28/2024 11:47 AM View: Appendix I - Intrawell
Plant Scherer Client: Southern Company Data: Scherer PAC-CCR

Sanitas™ v.10.0.16b Software licensed to . UG
Hollow symbols indicate censored values.

Within Limit

Prediction Limit

Intrawell Non-parametric

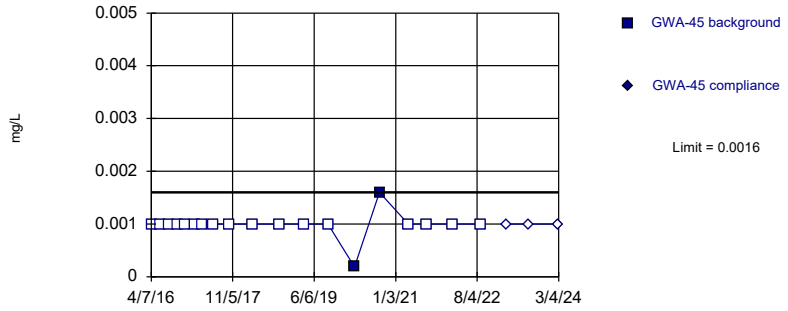

Non-parametric test used in lieu of parametric prediction limit because censored data exceeded 50%. Limit is highest of 19 background values. 89.47% NDs. Well-constituent pair annual alpha = 0.009641. Individual comparison alpha = 0.004832 (1 of 2).

Constituent: Lead, Total Analysis Run 3/28/2024 11:47 AM View: Appendix I - Intrawell
Plant Scherer Client: Southern Company Data: Scherer PAC-CCR

Sanitas™ v.10.0.16b Software licensed to . UG
Hollow symbols indicate censored values.

Within Limit

Prediction Limit

Intrawell Non-parametric

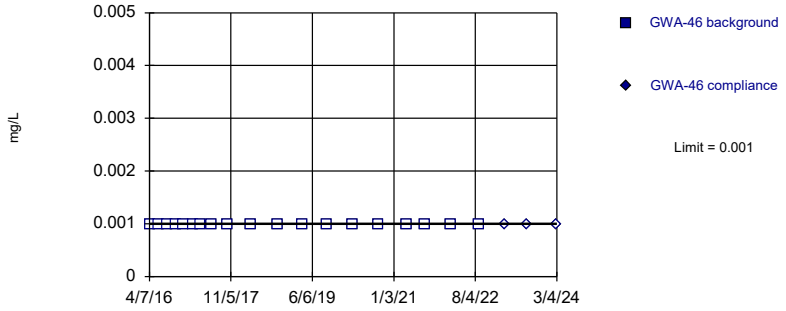

Non-parametric test used in lieu of parametric prediction limit because censored data exceeded 50%. All background values (n = 19) were censored; limit is most recent reporting limit. Well-constituent pair annual alpha = 0.009641. Individual comparison alpha = 0.004832 (1 of 2).

Constituent: Lead, Total Analysis Run 3/28/2024 11:47 AM View: Appendix I - Intrawell
Plant Scherer Client: Southern Company Data: Scherer PAC-CCR

Sanitas™ v.10.0.16b Software licensed to . UG
Hollow symbols indicate censored values.

Within Limit

Prediction Limit

Intrawell Non-parametric

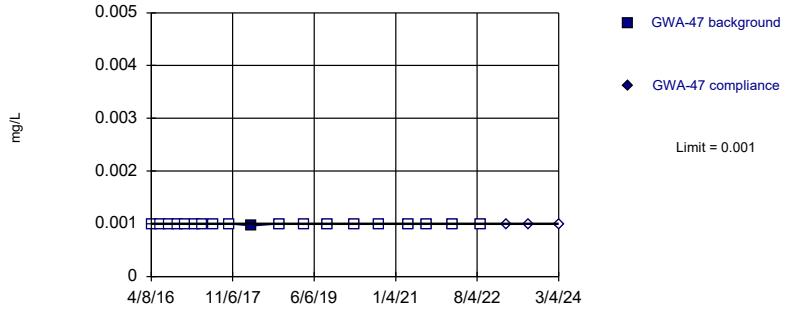

Non-parametric test used in lieu of parametric prediction limit because censored data exceeded 50%. Limit is highest of 19 background values. 94.74% NDs. Well-constituent pair annual alpha = 0.009641. Individual comparison alpha = 0.004832 (1 of 2).

Constituent: Lead, Total Analysis Run 3/28/2024 11:47 AM View: Appendix I - Intrawell
Plant Scherer Client: Southern Company Data: Scherer PAC-CCR

Sanitas™ v.10.0.16b Software licensed to . UG
Hollow symbols indicate censored values.
Within Limit

Prediction Limit

Intrawell Non-parametric

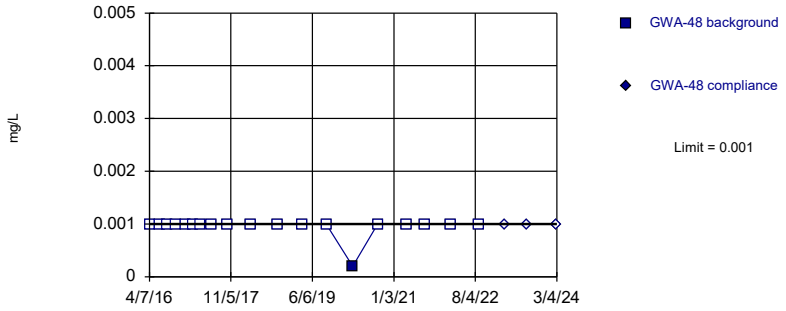

Non-parametric test used in lieu of parametric prediction limit because censored data exceeded 50%. Limit is highest of 19 background values. 94.74% NDs. Well-constituent pair annual alpha = 0.009641. Individual comparison alpha = 0.004832 (1 of 2).

Constituent: Lead, Total Analysis Run 3/28/2024 11:47 AM View: Appendix I - Intrawell
Plant Scherer Client: Southern Company Data: Scherer PAC-CCR

Sanitas™ v.10.0.16b Software licensed to . UG
Hollow symbols indicate censored values.
Within Limit

Prediction Limit

Intrawell Non-parametric

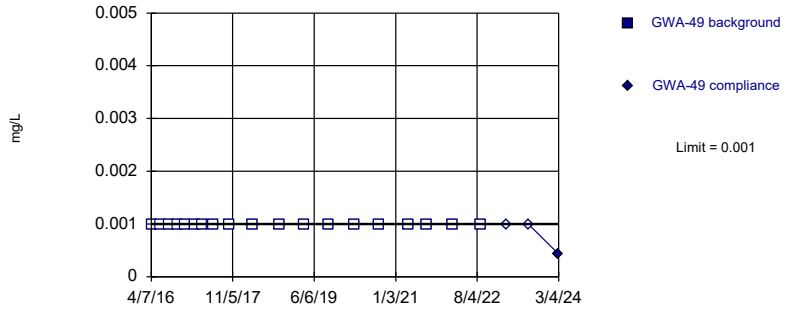

Non-parametric test used in lieu of parametric prediction limit because censored data exceeded 50%. All background values (n = 19) were censored; limit is most recent reporting limit. Well-constituent pair annual alpha = 0.009641. Individual comparison alpha = 0.004832 (1 of 2).

Constituent: Lead, Total Analysis Run 3/28/2024 11:47 AM View: Appendix I - Intrawell
Plant Scherer Client: Southern Company Data: Scherer PAC-CCR

Sanitas™ v.10.0.16b Software licensed to . UG
Hollow symbols indicate censored values.
Within Limit

Prediction Limit

Intrawell Non-parametric

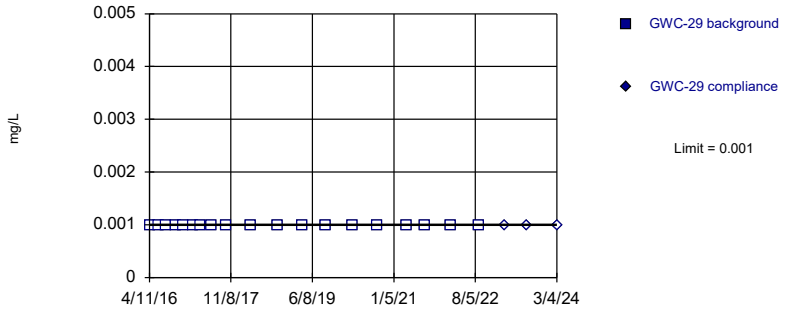

Non-parametric test used in lieu of parametric prediction limit because censored data exceeded 50%. All background values (n = 19) were censored; limit is most recent reporting limit. Well-constituent pair annual alpha = 0.009641. Individual comparison alpha = 0.004832 (1 of 2).

Constituent: Lead, Total Analysis Run 3/28/2024 11:47 AM View: Appendix I - Intrawell
Plant Scherer Client: Southern Company Data: Scherer PAC-CCR

Sanitas™ v.10.0.16b Software licensed to . UG
Hollow symbols indicate censored values.
Within Limit

Prediction Limit

Intrawell Non-parametric

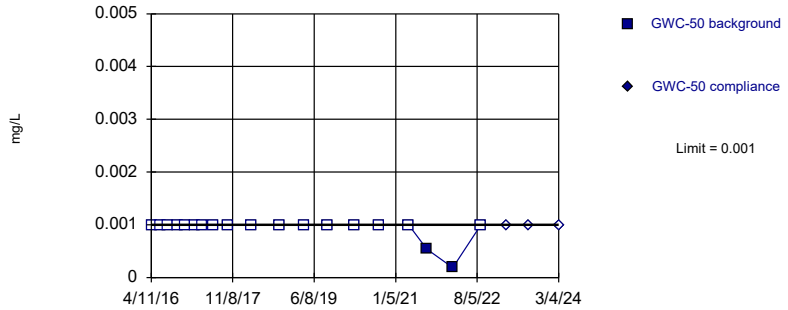

Non-parametric test used in lieu of parametric prediction limit because censored data exceeded 50%. Limit is highest of 19 background values. 89.47% NDs. Well-constituent pair annual alpha = 0.009641. Individual comparison alpha = 0.004832 (1 of 2).

Constituent: Lead, Total Analysis Run 3/28/2024 11:47 AM View: Appendix I - Intrawell
Plant Scherer Client: Southern Company Data: Scherer PAC-CCR

Sanitas™ v.10.0.16b Software licensed to . UG
Hollow symbols indicate censored values.
Within Limit

Prediction Limit

Intrawell Non-parametric

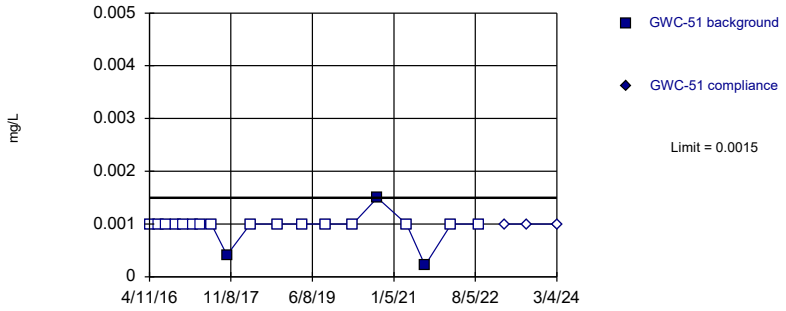

Non-parametric test used in lieu of parametric prediction limit because censored data exceeded 50%. Limit is highest of 19 background values. 84.21% NDs. Well-constituent pair annual alpha = 0.009641. Individual comparison alpha = 0.004832 (1 of 2).

Constituent: Lead, Total Analysis Run 3/28/2024 11:47 AM View: Appendix I - Intrawell
Plant Scherer Client: Southern Company Data: Scherer PAC-CCR

Sanitas™ v.10.0.16b Software licensed to . UG
Hollow symbols indicate censored values.
Within Limit

Prediction Limit

Intrawell Non-parametric

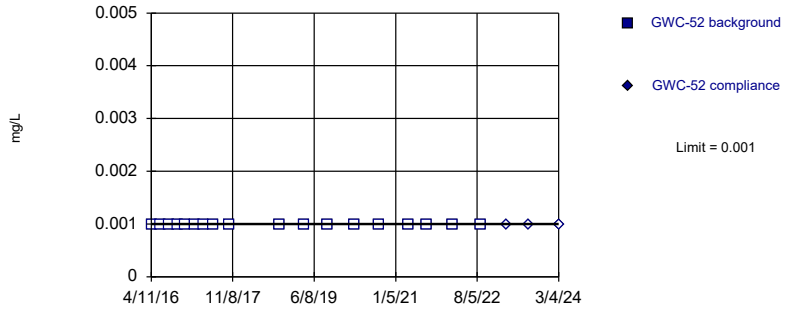

Non-parametric test used in lieu of parametric prediction limit because censored data exceeded 50%. All background values (n = 18) were censored; limit is most recent reporting limit. Well-constituent pair annual alpha = 0.01072. Individual comparison alpha = 0.005373 (1 of 2).

Constituent: Lead, Total Analysis Run 3/28/2024 11:47 AM View: Appendix I - Intrawell
Plant Scherer Client: Southern Company Data: Scherer PAC-CCR

Sanitas™ v.10.0.16b Software licensed to . UG
Hollow symbols indicate censored values.
Within Limit

Prediction Limit

Intrawell Non-parametric

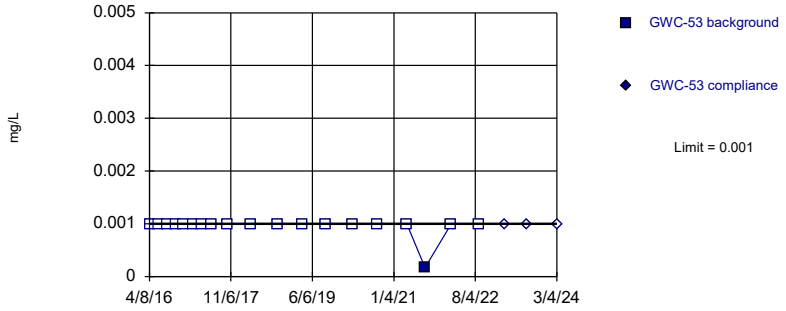

Non-parametric test used in lieu of parametric prediction limit because censored data exceeded 50%. Limit is highest of 19 background values. 94.74% NDs. Well-constituent pair annual alpha = 0.009641. Individual comparison alpha = 0.004832 (1 of 2).

Constituent: Lead, Total Analysis Run 3/28/2024 11:47 AM View: Appendix I - Intrawell
Plant Scherer Client: Southern Company Data: Scherer PAC-CCR

Sanitas™ v.10.0.16b Software licensed to . UG
Hollow symbols indicate censored values.
Within Limit

Prediction Limit

Intrawell Non-parametric

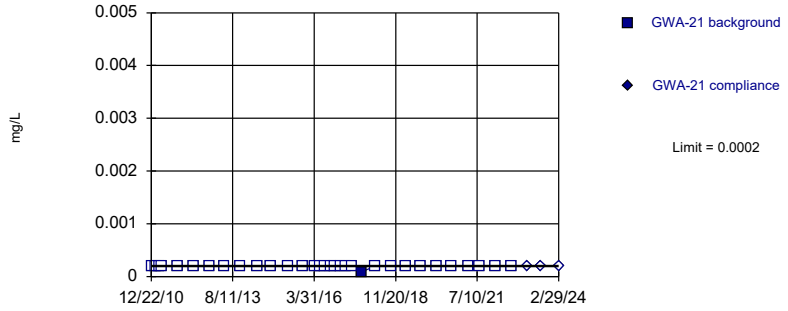

Non-parametric test used in lieu of parametric prediction limit because censored data exceeded 50%. Limit is highest of 32 background values. 96.88% NDs. Well-constituent pair annual alpha = 0.003603. Individual comparison alpha = 0.001803 (1 of 2).

Constituent: Mercury, Total Analysis Run 3/28/2024 11:47 AM View: Appendix I - Intrawell
Plant Scherer Client: Southern Company Data: Scherer PAC-CCR

Sanitas™ v.10.0.16b Software licensed to . UG
Hollow symbols indicate censored values.
Within Limit

Prediction Limit

Intrawell Non-parametric

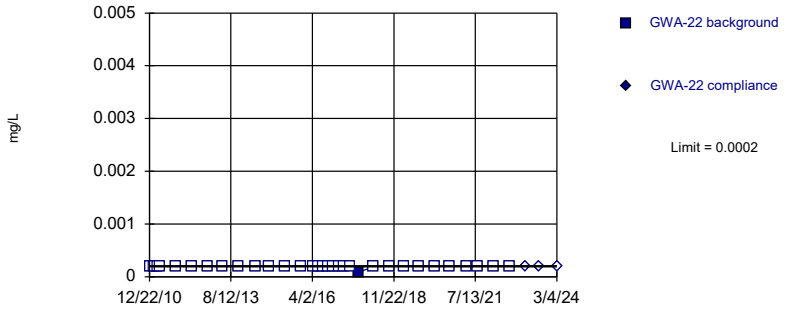

Non-parametric test used in lieu of parametric prediction limit because censored data exceeded 50%. Limit is highest of 32 background values. 96.88% NDs. Well-constituent pair annual alpha = 0.003603. Individual comparison alpha = 0.001803 (1 of 2).

Constituent: Mercury, Total Analysis Run 3/28/2024 11:47 AM View: Appendix I - Intrawell
Plant Scherer Client: Southern Company Data: Scherer PAC-CCR

Sanitas™ v.10.0.16b Software licensed to . UG
Hollow symbols indicate censored values.
Within Limit

Prediction Limit

Intrawell Non-parametric

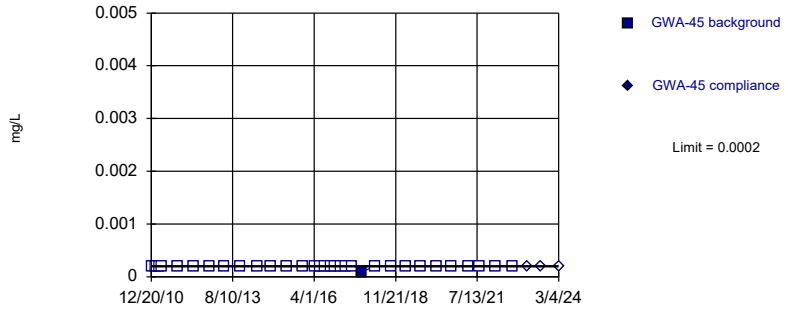

Non-parametric test used in lieu of parametric prediction limit because censored data exceeded 50%. Limit is highest of 32 background values. 96.88% NDs. Well-constituent pair annual alpha = 0.003603. Individual comparison alpha = 0.001803 (1 of 2).

Constituent: Mercury, Total Analysis Run 3/28/2024 11:47 AM View: Appendix I - Intrawell
Plant Scherer Client: Southern Company Data: Scherer PAC-CCR

Sanitas™ v.10.0.16b Software licensed to . UG
Hollow symbols indicate censored values.
Within Limit

Prediction Limit

Intrawell Non-parametric

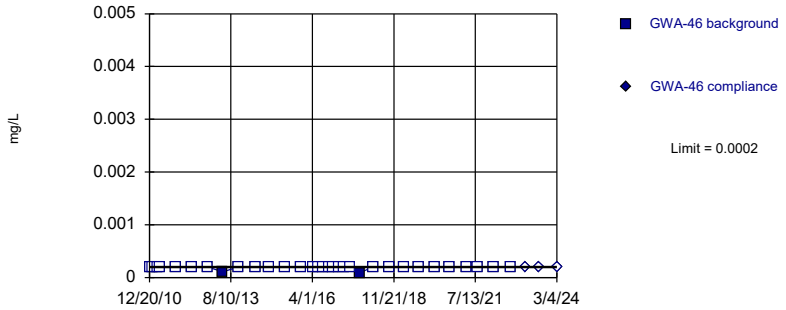

Non-parametric test used in lieu of parametric prediction limit because censored data exceeded 50%. Limit is highest of 32 background values. 93.75% NDs. Well-constituent pair annual alpha = 0.003603. Individual comparison alpha = 0.001803 (1 of 2).

Constituent: Mercury, Total Analysis Run 3/28/2024 11:47 AM View: Appendix I - Intrawell
Plant Scherer Client: Southern Company Data: Scherer PAC-CCR

Sanitas™ v.10.0.16b Software licensed to . UG
Hollow symbols indicate censored values.
Within Limit

Prediction Limit

Intrawell Non-parametric

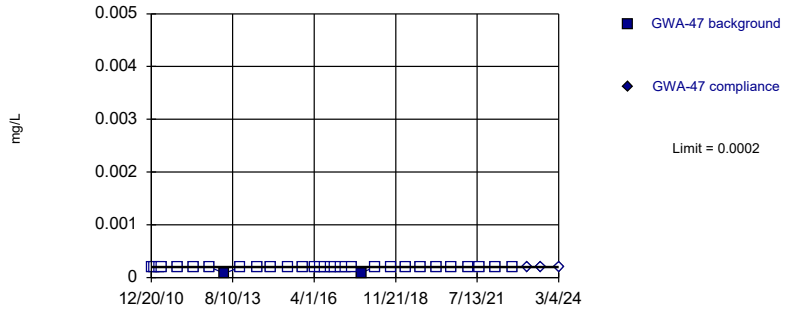

Non-parametric test used in lieu of parametric prediction limit because censored data exceeded 50%. Limit is highest of 32 background values. 93.75% NDs. Well-constituent pair annual alpha = 0.003603. Individual comparison alpha = 0.001803 (1 of 2).

Constituent: Mercury, Total Analysis Run 3/28/2024 11:47 AM View: Appendix I - Intrawell
Plant Scherer Client: Southern Company Data: Scherer PAC-CCR

Sanitas™ v.10.0.16b Software licensed to . UG
Hollow symbols indicate censored values.
Within Limit

Prediction Limit

Intrawell Non-parametric

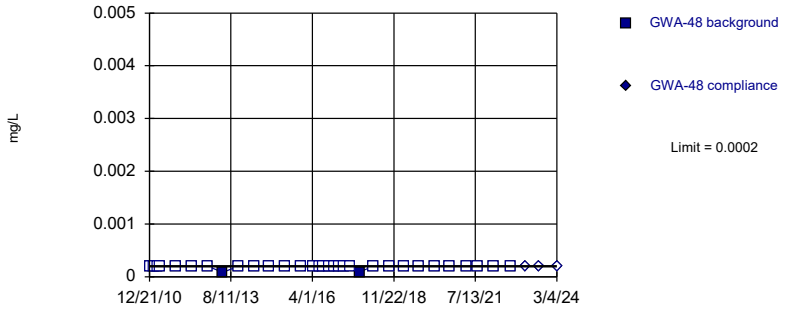

Non-parametric test used in lieu of parametric prediction limit because censored data exceeded 50%. Limit is highest of 32 background values. 93.75% NDs. Well-constituent pair annual alpha = 0.003603. Individual comparison alpha = 0.001803 (1 of 2).

Constituent: Mercury, Total Analysis Run 3/28/2024 11:47 AM View: Appendix I - Intrawell
Plant Scherer Client: Southern Company Data: Scherer PAC-CCR

Sanitas™ v.10.0.16b Software licensed to . UG
Hollow symbols indicate censored values.
Within Limit

Prediction Limit

Intrawell Non-parametric

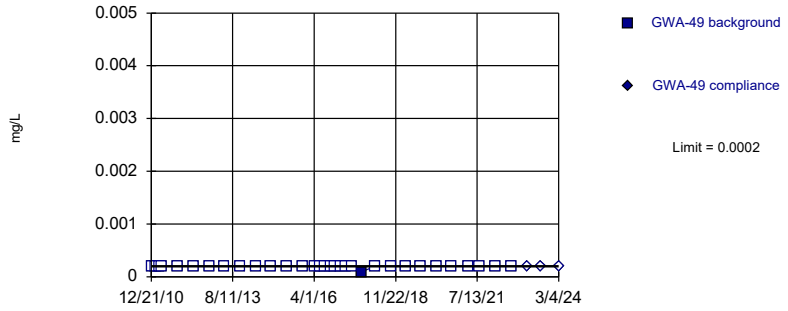

Non-parametric test used in lieu of parametric prediction limit because censored data exceeded 50%. Limit is highest of 32 background values. 96.88% NDs. Well-constituent pair annual alpha = 0.003603. Individual comparison alpha = 0.001803 (1 of 2).

Constituent: Mercury, Total Analysis Run 3/28/2024 11:47 AM View: Appendix I - Intrawell
Plant Scherer Client: Southern Company Data: Scherer PAC-CCR

Sanitas™ v.10.0.16b Software licensed to . UG
Hollow symbols indicate censored values.
Within Limit

Prediction Limit

Intrawell Non-parametric

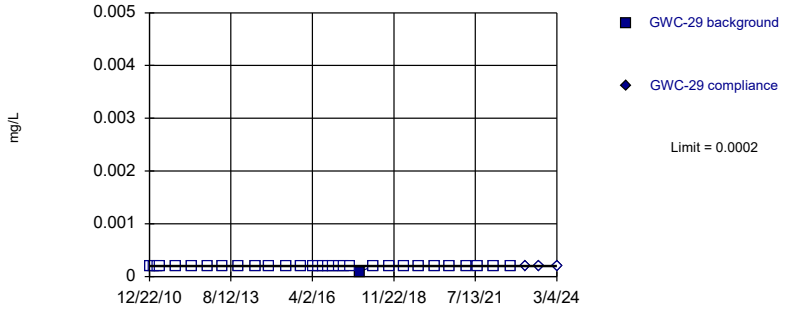

Non-parametric test used in lieu of parametric prediction limit because censored data exceeded 50%. Limit is highest of 32 background values. 96.88% NDs. Well-constituent pair annual alpha = 0.003603. Individual comparison alpha = 0.001803 (1 of 2).

Constituent: Mercury, Total Analysis Run 3/28/2024 11:47 AM View: Appendix I - Intrawell
Plant Scherer Client: Southern Company Data: Scherer PAC-CCR

Sanitas™ v.10.0.16b Software licensed to . UG
Hollow symbols indicate censored values.
Within Limit

Prediction Limit

Intrawell Non-parametric

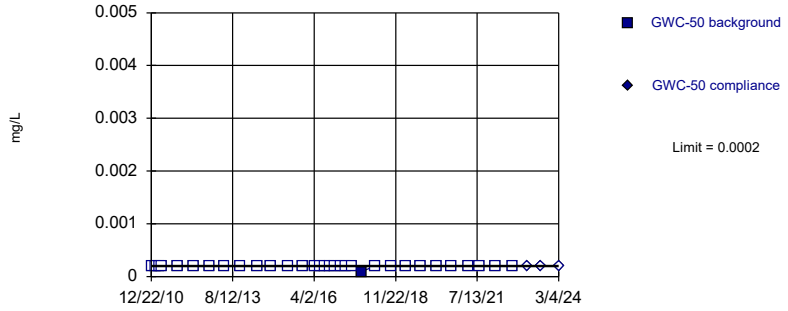

Non-parametric test used in lieu of parametric prediction limit because censored data exceeded 50%. Limit is highest of 32 background values. 96.88% NDs. Well-constituent pair annual alpha = 0.003603. Individual comparison alpha = 0.001803 (1 of 2).

Constituent: Mercury, Total Analysis Run 3/28/2024 11:47 AM View: Appendix I - Intrawell
Plant Scherer Client: Southern Company Data: Scherer PAC-CCR

Sanitas™ v.10.0.16b Software licensed to . UG
Hollow symbols indicate censored values.
Within Limit

Prediction Limit

Intrawell Non-parametric

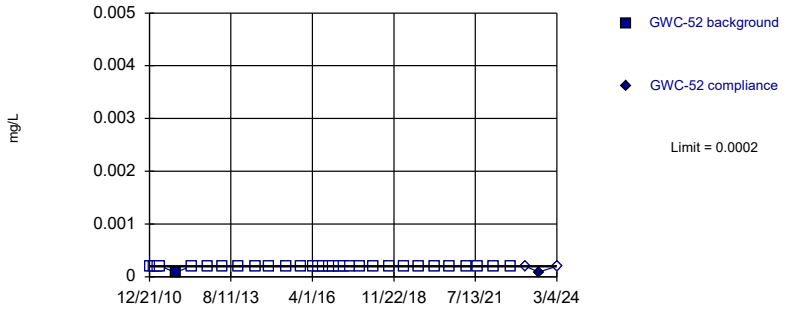

Non-parametric test used in lieu of parametric prediction limit because censored data exceeded 50%. Limit is highest of 32 background values. 96.88% NDs. Well-constituent pair annual alpha = 0.003603. Individual comparison alpha = 0.001803 (1 of 2).

Constituent: Mercury, Total Analysis Run 3/28/2024 11:47 AM View: Appendix I - Intrawell
Plant Scherer Client: Southern Company Data: Scherer PAC-CCR

Sanitas™ v.10.0.16b Software licensed to . UG
Hollow symbols indicate censored values.
Within Limit

Prediction Limit

Intrawell Non-parametric

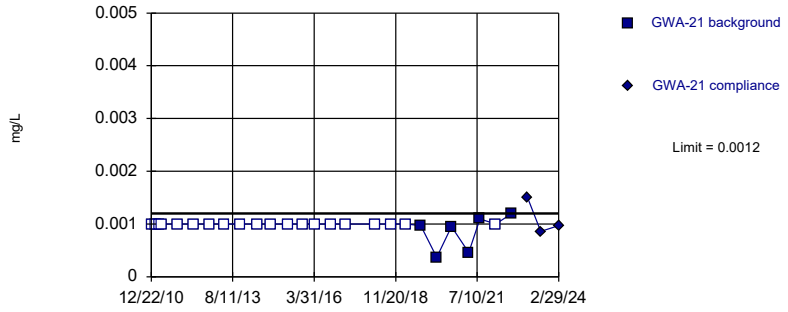

Non-parametric test used in lieu of parametric prediction limit because censored data exceeded 50%. Limit is highest of 26 background values. 76.92% NDs. Well-constituent pair annual alpha = 0.005327. Individual comparison alpha = 0.002667 (1 of 2).

Constituent: Nickel, Total Analysis Run 3/28/2024 11:47 AM View: Appendix I - Intrawell
Plant Scherer Client: Southern Company Data: Scherer PAC-CCR

Sanitas™ v.10.0.16b Software licensed to . UG
Hollow symbols indicate censored values.
Within Limit

Prediction Limit

Intrawell Non-parametric

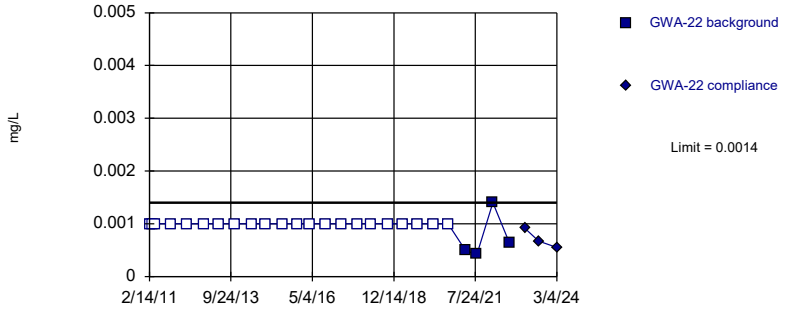

Non-parametric test used in lieu of parametric prediction limit because censored data exceeded 50%. Limit is highest of 26 background values. 84.62% NDs. Well-constituent pair annual alpha = 0.005327. Individual comparison alpha = 0.002667 (1 of 2).

Constituent: Nickel, Total Analysis Run 3/28/2024 11:47 AM View: Appendix I - Intrawell
Plant Scherer Client: Southern Company Data: Scherer PAC-CCR

Sanitas™ v.10.0.16b Software licensed to . UG
Hollow symbols indicate censored values.
Exceeds Limit

Prediction Limit

Intrawell Non-parametric

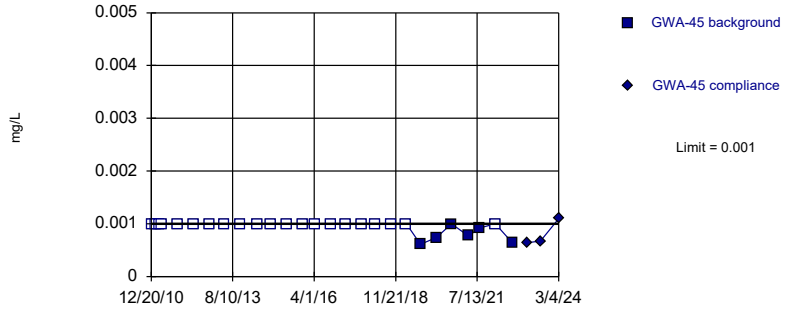

Non-parametric test used in lieu of parametric prediction limit because censored data exceeded 50%. Limit is highest of 27 background values. 77.78% NDs. Well-constituent pair annual alpha = 0.004998. Individual comparison alpha = 0.002502 (1 of 2).

Constituent: Nickel, Total Analysis Run 3/28/2024 11:47 AM View: Appendix I - Intrawell
Plant Scherer Client: Southern Company Data: Scherer PAC-CCR

Sanitas™ v.10.0.16b Software licensed to . UG
Hollow symbols indicate censored values.
Within Limit

Prediction Limit

Intrawell Non-parametric

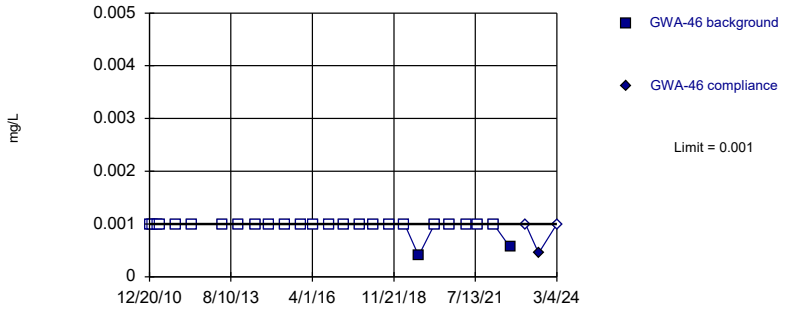

Non-parametric test used in lieu of parametric prediction limit because censored data exceeded 50%. Limit is highest of 26 background values. 92.31% NDs. Well-constituent pair annual alpha = 0.005327. Individual comparison alpha = 0.002667 (1 of 2).

Constituent: Nickel, Total Analysis Run 3/28/2024 11:47 AM View: Appendix I - Intrawell
Plant Scherer Client: Southern Company Data: Scherer PAC-CCR

Sanitas™ v.10.0.16b Software licensed to . UG
Hollow symbols indicate censored values.
Within Limit

Prediction Limit

Intrawell Non-parametric

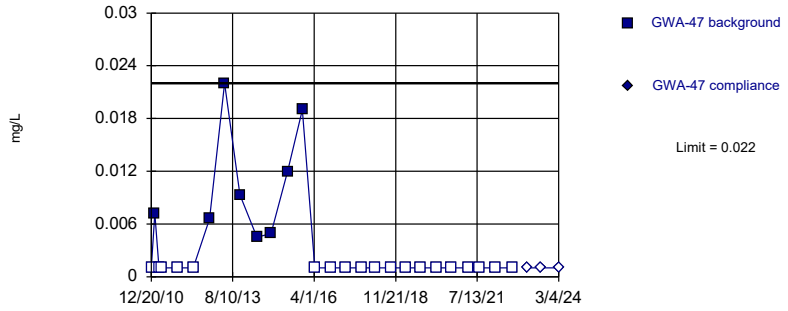

Non-parametric test used in lieu of parametric prediction limit because censored data exceeded 50%. Limit is highest of 27 background values. 70.37% NDs. Well-constituent pair annual alpha = 0.004998. Individual comparison alpha = 0.002502 (1 of 2).

Constituent: Nickel, Total Analysis Run 3/28/2024 11:47 AM View: Appendix I - Intrawell
Plant Scherer Client: Southern Company Data: Scherer PAC-CCR

Sanitas™ v.10.0.16b Software licensed to . UG
Hollow symbols indicate censored values.
Within Limit

Prediction Limit

Intrawell Non-parametric

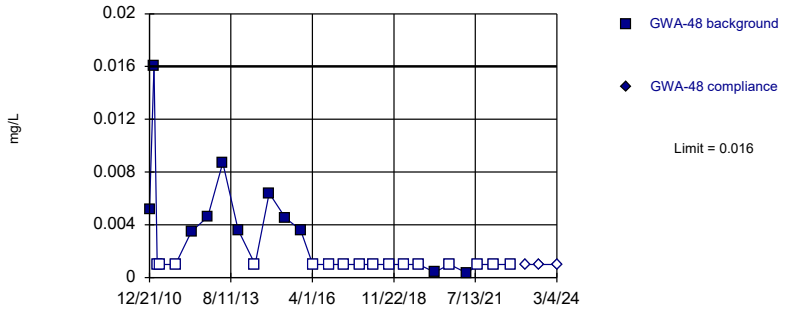

Non-parametric test used in lieu of parametric prediction limit because censored data exceeded 50%. Limit is highest of 27 background values. 59.26% NDs. Well-constituent pair annual alpha = 0.004998. Individual comparison alpha = 0.002502 (1 of 2).

Constituent: Nickel, Total Analysis Run 3/28/2024 11:47 AM View: Appendix I - Intrawell
Plant Scherer Client: Southern Company Data: Scherer PAC-CCR

Sanitas™ v.10.0.16b Software licensed to . UG
Hollow symbols indicate censored values.
Within Limit

Prediction Limit

Intrawell Non-parametric

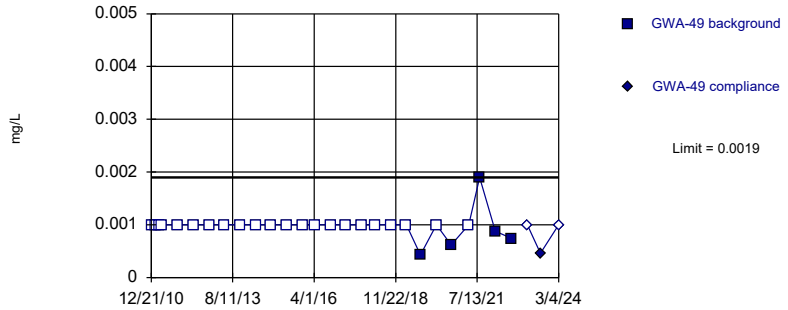

Non-parametric test used in lieu of parametric prediction limit because censored data exceeded 50%. Limit is highest of 27 background values. 81.48% NDs. Well-constituent pair annual alpha = 0.004998. Individual comparison alpha = 0.002502 (1 of 2).

Constituent: Nickel, Total Analysis Run 3/28/2024 11:47 AM View: Appendix I - Intrawell
Plant Scherer Client: Southern Company Data: Scherer PAC-CCR

Sanitas™ v.10.0.16b Software licensed to . UG
Hollow symbols indicate censored values.
Within Limit

Prediction Limit

Intrawell Non-parametric

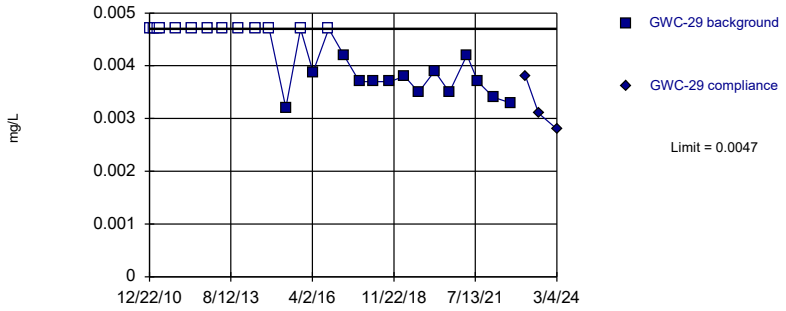

Non-parametric test used in lieu of parametric prediction limit because the Shapiro Wilk normality test showed the data to be non-normal at the 0.01 alpha level. Limit is highest of 27 background values. 48.15% NDs. Well-constituent pair annual alpha = 0.004998. Individual comparison alpha = 0.002502 (1 of 2).

Constituent: Nickel, Total Analysis Run 3/28/2024 11:47 AM View: Appendix I - Intrawell
Plant Scherer Client: Southern Company Data: Scherer PAC-CCR

Sanitas™ v.10.0.16b Software licensed to . UG
Hollow symbols indicate censored values.
Within Limit

Prediction Limit

Intrawell Non-parametric

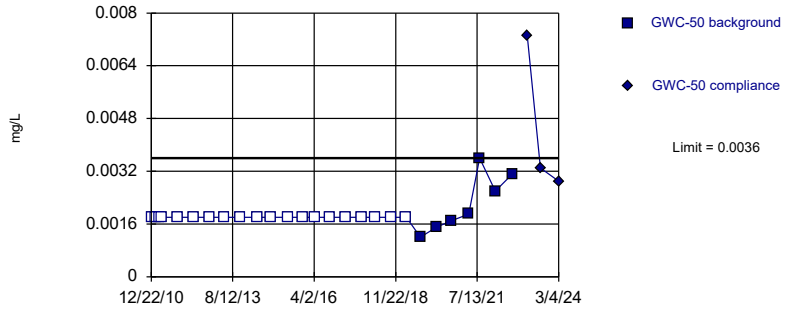

Non-parametric test used in lieu of parametric prediction limit because censored data exceeded 50%. Limit is highest of 27 background values. 74.07% NDs. Well-constituent pair annual alpha = 0.004998. Individual comparison alpha = 0.002502 (1 of 2).

Constituent: Nickel, Total Analysis Run 3/28/2024 11:47 AM View: Appendix I - Intrawell
Plant Scherer Client: Southern Company Data: Scherer PAC-CCR

Sanitas™ v.10.0.16b Software licensed to . UG
Hollow symbols indicate censored values.
Within Limit

Prediction Limit

Intrawell Non-parametric

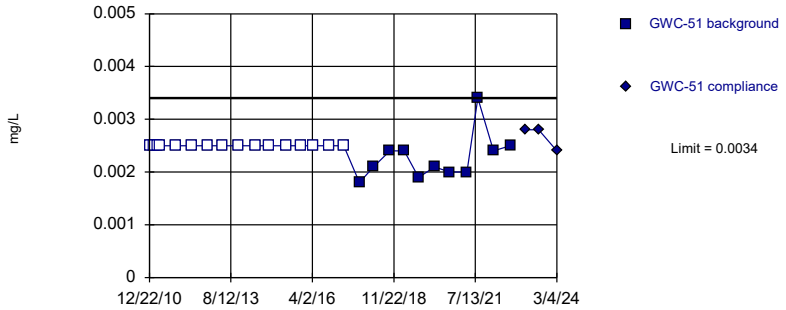

Non-parametric test used in lieu of parametric prediction limit because censored data exceeded 50%. Limit is highest of 27 background values. 59.26% NDs. Well-constituent pair annual alpha = 0.004998. Individual comparison alpha = 0.002502 (1 of 2).

Constituent: Nickel, Total Analysis Run 3/28/2024 11:47 AM View: Appendix I - Intrawell
Plant Scherer Client: Southern Company Data: Scherer PAC-CCR

Sanitas™ v.10.0.16b Software licensed to . UG
Hollow symbols indicate censored values.
Within Limit

Prediction Limit

Intrawell Parametric

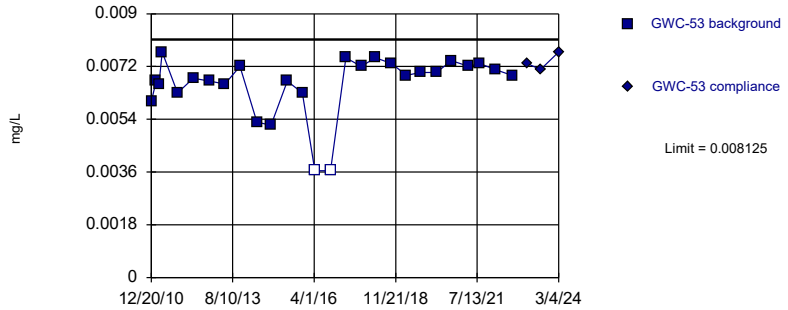

Background Data Summary (based on cube transformation): Mean=3.0e-7, Std. Dev.=1.1e-7, n=27, 7.407% NDs. Normality test: Shapiro Wilk @alpha = 0.01, calculated = 0.8997, critical = 0.894. Kappa = 2.193 (c=15, w=5, 1 of 2, event alpha = 0.05132). Report alpha = 0.0007022.

Constituent: Nickel, Total Analysis Run 3/28/2024 11:47 AM View: Appendix I - Intrawell
Plant Scherer Client: Southern Company Data: Scherer PAC-CCR

Sanitas™ v.10.0.16b Software licensed to . UG
Hollow symbols indicate censored values.
Within Limit

Prediction Limit

Intrawell Non-parametric

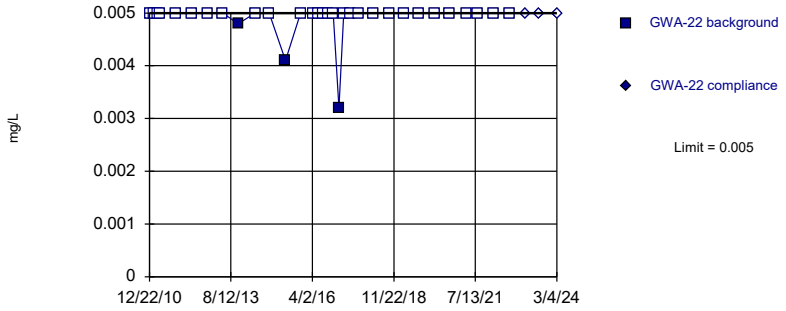

Non-parametric test used in lieu of parametric prediction limit because censored data exceeded 50%. Limit is highest of 32 background values. 90.63% NDs. Well-constituent pair annual alpha = 0.003603. Individual comparison alpha = 0.001803 (1 of 2).

Constituent: Selenium, Total Analysis Run 3/28/2024 11:47 AM View: Appendix I - Intrawell
Plant Scherer Client: Southern Company Data: Scherer PAC-CCR

Sanitas™ v.10.0.16b Software licensed to . UG
Hollow symbols indicate censored values.
Within Limit

Prediction Limit

Intrawell Non-parametric

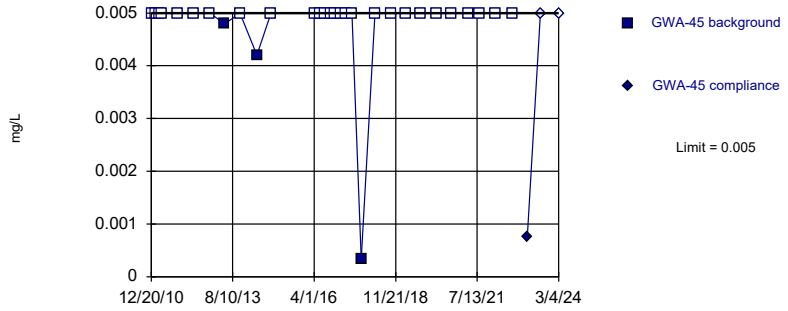

Non-parametric test used in lieu of parametric prediction limit because censored data exceeded 50%. Limit is highest of 30 background values. 90% NDs. Well-constituent pair annual alpha = 0.004011. Individual comparison alpha = 0.002008 (1 of 2).

Constituent: Selenium, Total Analysis Run 3/28/2024 11:47 AM View: Appendix I - Intrawell
Plant Scherer Client: Southern Company Data: Scherer PAC-CCR

Sanitas™ v.10.0.16b Software licensed to . UG
Hollow symbols indicate censored values.
Within Limit

Prediction Limit

Intrawell Non-parametric

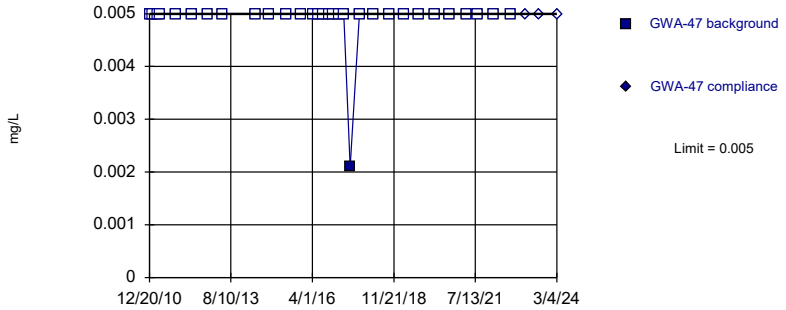

Non-parametric test used in lieu of parametric prediction limit because censored data exceeded 50%. Limit is highest of 31 background values. 96.77% NDs. Well-constituent pair annual alpha = 0.003807. Individual comparison alpha = 0.001905 (1 of 2).

Constituent: Selenium, Total Analysis Run 3/28/2024 11:47 AM View: Appendix I - Intrawell
Plant Scherer Client: Southern Company Data: Scherer PAC-CCR

Sanitas™ v.10.0.16b Software licensed to . UG
Hollow symbols indicate censored values.
Within Limit

Prediction Limit

Intrawell Non-parametric

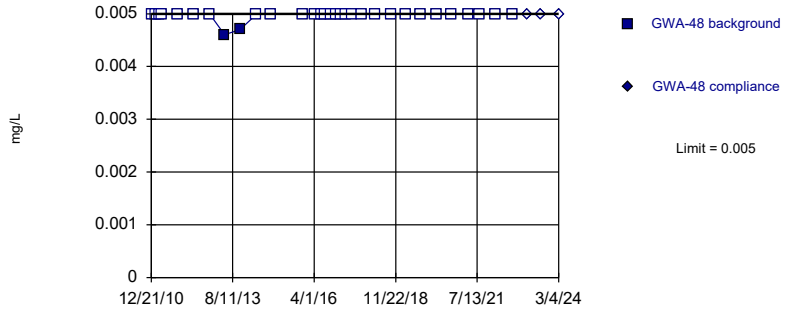

Non-parametric test used in lieu of parametric prediction limit because censored data exceeded 50%. Limit is highest of 31 background values. 93.55% NDs. Well-constituent pair annual alpha = 0.003807. Individual comparison alpha = 0.001905 (1 of 2).

Constituent: Selenium, Total Analysis Run 3/28/2024 11:47 AM View: Appendix I - Intrawell
Plant Scherer Client: Southern Company Data: Scherer PAC-CCR

Sanitas™ v.10.0.16b Software licensed to . UG
Hollow symbols indicate censored values.
Within Limit

Prediction Limit

Intrawell Non-parametric

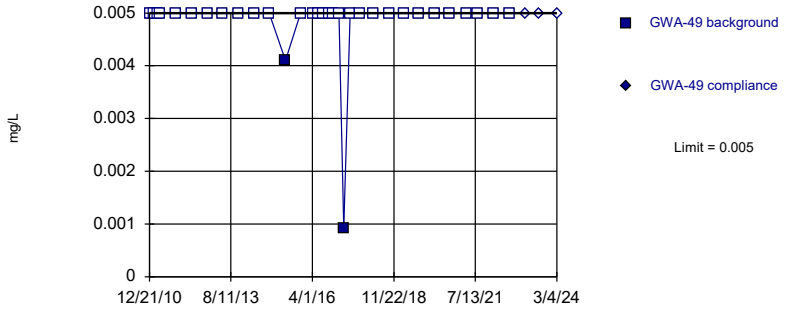

Non-parametric test used in lieu of parametric prediction limit because censored data exceeded 50%. Limit is highest of 32 background values. 93.75% NDs. Well-constituent pair annual alpha = 0.003603. Individual comparison alpha = 0.001803 (1 of 2).

Constituent: Selenium, Total Analysis Run 3/28/2024 11:47 AM View: Appendix I - Intrawell
Plant Scherer Client: Southern Company Data: Scherer PAC-CCR

Sanitas™ v.10.0.16b Software licensed to . UG
Hollow symbols indicate censored values.
Within Limit

Prediction Limit

Intrawell Non-parametric

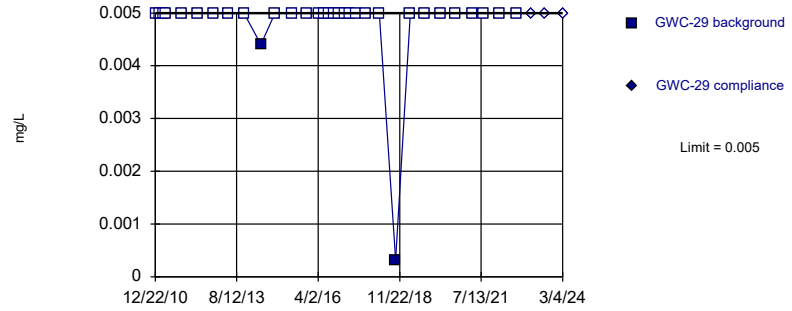

Non-parametric test used in lieu of parametric prediction limit because censored data exceeded 50%. Limit is highest of 32 background values. 93.75% NDs. Well-constituent pair annual alpha = 0.003603. Individual comparison alpha = 0.001803 (1 of 2).

Constituent: Selenium, Total Analysis Run 3/28/2024 11:47 AM View: Appendix I - Intrawell
Plant Scherer Client: Southern Company Data: Scherer PAC-CCR

Sanitas™ v.10.0.16b Software licensed to . UG
Hollow symbols indicate censored values.
Within Limit

Prediction Limit

Intrawell Non-parametric

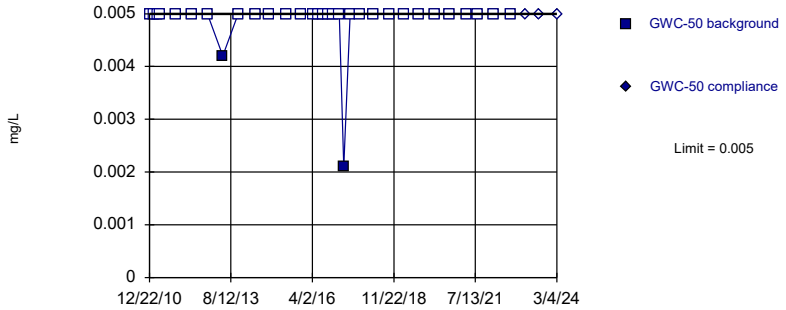

Non-parametric test used in lieu of parametric prediction limit because censored data exceeded 50%. Limit is highest of 32 background values. 93.75% NDs. Well-constituent pair annual alpha = 0.003603. Individual comparison alpha = 0.001803 (1 of 2).

Constituent: Selenium, Total Analysis Run 3/28/2024 11:47 AM View: Appendix I - Intrawell
Plant Scherer Client: Southern Company Data: Scherer PAC-CCR

Sanitas™ v.10.0.16b Software licensed to . UG
Hollow symbols indicate censored values.
Within Limit

Prediction Limit

Intrawell Non-parametric

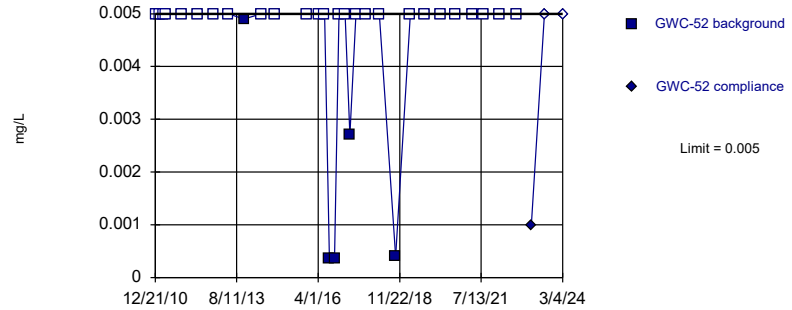

Non-parametric test used in lieu of parametric prediction limit because censored data exceeded 50%. Limit is highest of 31 background values. 83.87% NDs. Well-constituent pair annual alpha = 0.003807. Individual comparison alpha = 0.001905 (1 of 2).

Constituent: Selenium, Total Analysis Run 3/28/2024 11:47 AM View: Appendix I - Intrawell
Plant Scherer Client: Southern Company Data: Scherer PAC-CCR

Sanitas™ v.10.0.16b Software licensed to . UG
Hollow symbols indicate censored values.
Within Limit

Prediction Limit

Intrawell Non-parametric

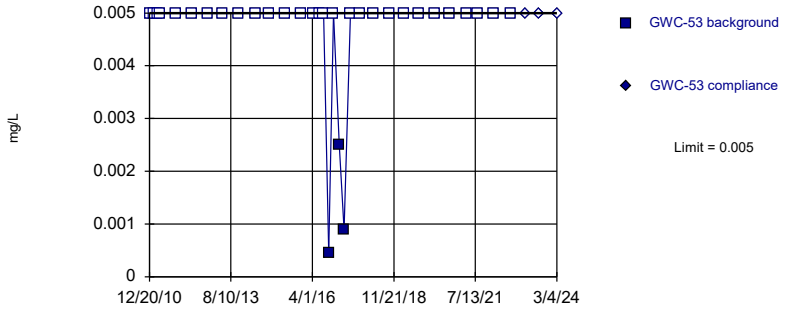

Non-parametric test used in lieu of parametric prediction limit because censored data exceeded 50%. Limit is highest of 32 background values. 90.63% NDs. Well-constituent pair annual alpha = 0.003603. Individual comparison alpha = 0.001803 (1 of 2).

Constituent: Selenium, Total Analysis Run 3/28/2024 11:48 AM View: Appendix I - Intrawell
Plant Scherer Client: Southern Company Data: Scherer PAC-CCR

Sanitas™ v.10.0.16b Software licensed to . UG
Hollow symbols indicate censored values.
Within Limit

Prediction Limit

Intrawell Non-parametric

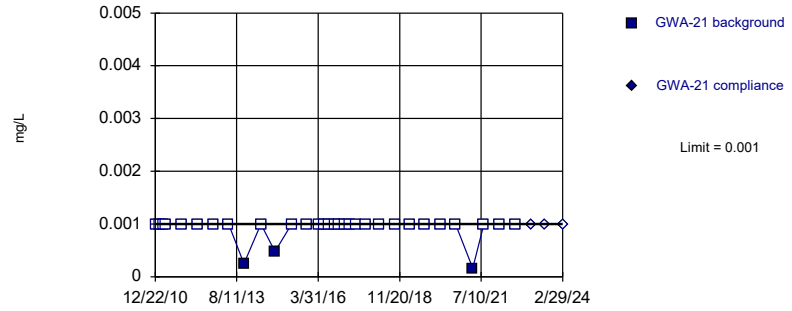

Non-parametric test used in lieu of parametric prediction limit because censored data exceeded 50%. Limit is highest of 32 background values. 90.63% NDs. Well-constituent pair annual alpha = 0.003603. Individual comparison alpha = 0.001803 (1 of 2).

Constituent: Thallium, Total Analysis Run 3/28/2024 11:48 AM View: Appendix I - Intrawell
Plant Scherer Client: Southern Company Data: Scherer PAC-CCR

Sanitas™ v.10.0.16b Software licensed to . UG
Hollow symbols indicate censored values.
Within Limit

Prediction Limit

Intrawell Non-parametric

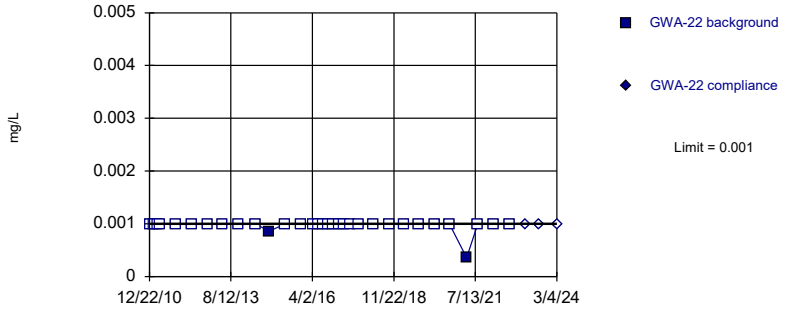

Non-parametric test used in lieu of parametric prediction limit because censored data exceeded 50%. Limit is highest of 32 background values. 93.75% NDs. Well-constituent pair annual alpha = 0.003603. Individual comparison alpha = 0.001803 (1 of 2).

Constituent: Thallium, Total Analysis Run 3/28/2024 11:48 AM View: Appendix I - Intrawell
Plant Scherer Client: Southern Company Data: Scherer PAC-CCR

Sanitas™ v.10.0.16b Software licensed to . UG
Hollow symbols indicate censored values.
Within Limit

Prediction Limit

Intrawell Non-parametric

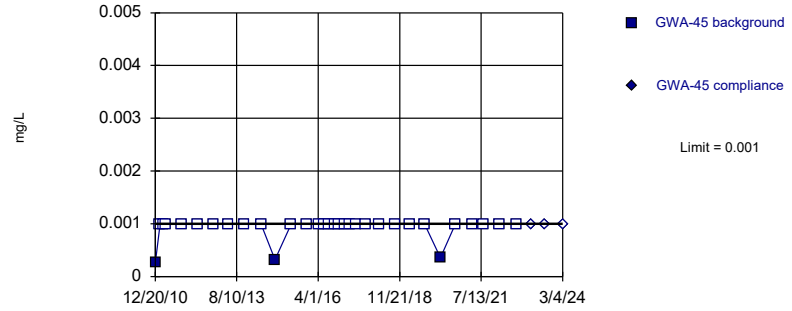

Non-parametric test used in lieu of parametric prediction limit because censored data exceeded 50%. Limit is highest of 32 background values. 90.63% NDs. Well-constituent pair annual alpha = 0.003603. Individual comparison alpha = 0.001803 (1 of 2).

Constituent: Thallium, Total Analysis Run 3/28/2024 11:48 AM View: Appendix I - Intrawell
Plant Scherer Client: Southern Company Data: Scherer PAC-CCR

Sanitas™ v.10.0.16b Software licensed to . UG
Hollow symbols indicate censored values.
Within Limit

Prediction Limit

Intrawell Non-parametric

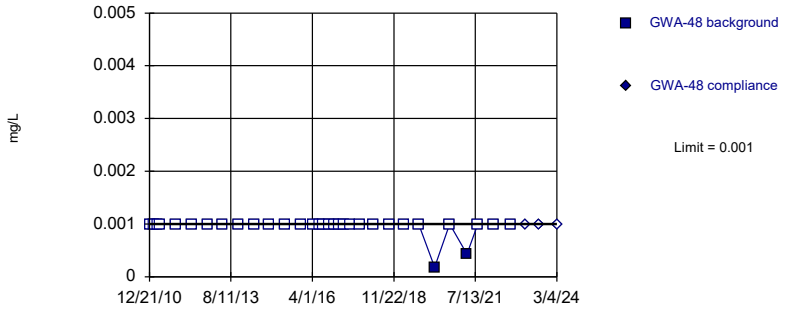

Non-parametric test used in lieu of parametric prediction limit because censored data exceeded 50%. Limit is highest of 32 background values. 93.75% NDs. Well-constituent pair annual alpha = 0.003603. Individual comparison alpha = 0.001803 (1 of 2).

Constituent: Thallium, Total Analysis Run 3/28/2024 11:48 AM View: Appendix I - Intrawell
Plant Scherer Client: Southern Company Data: Scherer PAC-CCR

Sanitas™ v.10.0.16b Software licensed to . UG
Hollow symbols indicate censored values.
Within Limit

Prediction Limit

Intrawell Non-parametric

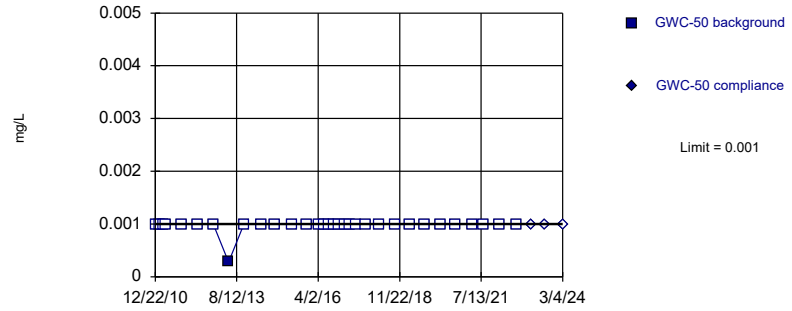

Non-parametric test used in lieu of parametric prediction limit because censored data exceeded 50%. Limit is highest of 32 background values. 96.88% NDs. Well-constituent pair annual alpha = 0.003603. Individual comparison alpha = 0.001803 (1 of 2).

Constituent: Thallium, Total Analysis Run 3/28/2024 11:48 AM View: Appendix I - Intrawell
Plant Scherer Client: Southern Company Data: Scherer PAC-CCR

Sanitas™ v.10.0.16b Software licensed to . UG
Hollow symbols indicate censored values.
Within Limit

Prediction Limit

Intrawell Non-parametric

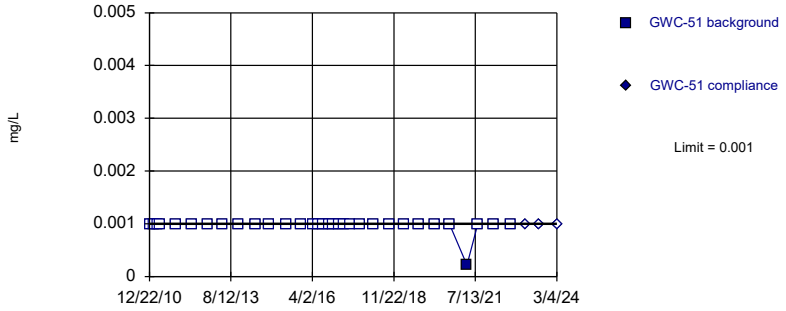

Non-parametric test used in lieu of parametric prediction limit because censored data exceeded 50%. Limit is highest of 32 background values. 96.88% NDs. Well-constituent pair annual alpha = 0.003603. Individual comparison alpha = 0.001803 (1 of 2).

Constituent: Thallium, Total Analysis Run 3/28/2024 11:48 AM View: Appendix I - Intrawell
Plant Scherer Client: Southern Company Data: Scherer PAC-CCR

Sanitas™ v.10.0.16b Software licensed to . UG
Hollow symbols indicate censored values.
Within Limit

Prediction Limit

Intrawell Non-parametric

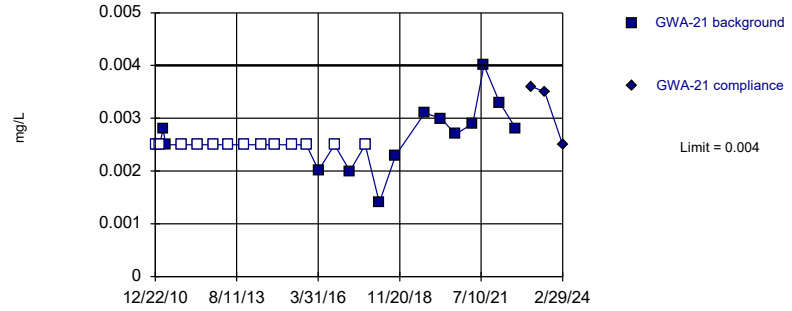

Non-parametric test used in lieu of parametric prediction limit because the Shapiro Wilk normality test showed the data to be non-normal at the 0.01 alpha level. Limit is highest of 26 background values. 50% NDs. Well-constituent pair annual alpha = 0.005327. Individual comparison alpha = 0.002667 (1 of 2).

Constituent: Vanadium, Total Analysis Run 3/28/2024 11:48 AM View: Appendix I - Intrawell
Plant Scherer Client: Southern Company Data: Scherer PAC-CCR

Sanitas™ v.10.0.16b Software licensed to . UG
Hollow symbols indicate censored values.
Within Limit

Prediction Limit

Intrawell Non-parametric

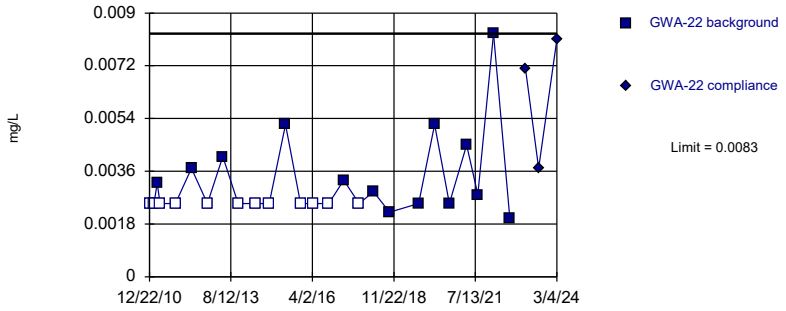

Non-parametric test used in lieu of parametric prediction limit because the Shapiro Wilk normality test showed the data to be non-normal at the 0.01 alpha level. Limit is highest of 26 background values. 46.15% NDs. Well-constituent pair annual alpha = 0.005327. Individual comparison alpha = 0.002667 (1 of 2).

Constituent: Vanadium, Total Analysis Run 3/28/2024 11:48 AM View: Appendix I - Intrawell
Plant Scherer Client: Southern Company Data: Scherer PAC-CCR

Sanitas™ v.10.0.16b Software licensed to . UG
Hollow symbols indicate censored values.
Within Limit

Prediction Limit

Intrawell Non-parametric

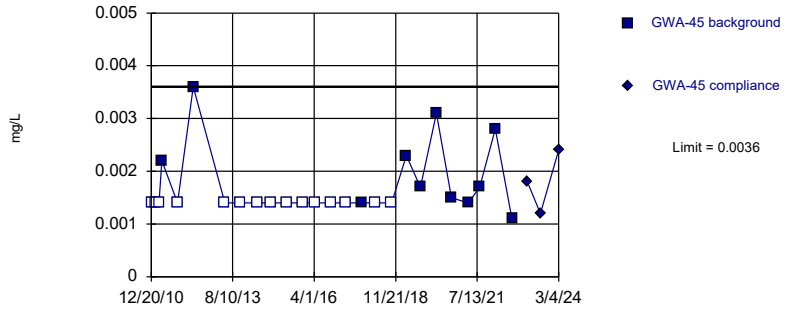

Non-parametric test used in lieu of parametric prediction limit because censored data exceeded 50%. Limit is highest of 26 background values. 57.69% NDs. Well-constituent pair annual alpha = 0.005327. Individual comparison alpha = 0.002667 (1 of 2).

Constituent: Vanadium, Total Analysis Run 3/28/2024 11:48 AM View: Appendix I - Intrawell
Plant Scherer Client: Southern Company Data: Scherer PAC-CCR

Sanitas™ v.10.0.16b Software licensed to . UG
Hollow symbols indicate censored values.
Within Limit

Prediction Limit

Intrawell Parametric

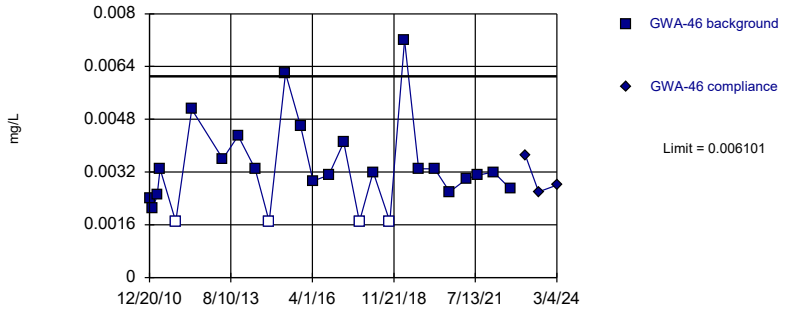

Background Data Summary (based on square root transformation) (after Kaplan-Meier Adjustment): Mean=0.05716, Std. Dev.=0.009504, n=26, 15.38% NDs. Normality test: Shapiro Wilk @alpha = 0.01, calculated = 0.9284, critical = 0.891. Kappa = 2.204 (c=15, w=5, 1 of 2, event alpha = 0.05132). Report alpha = 0.0007022.

Constituent: Vanadium, Total Analysis Run 3/28/2024 11:48 AM View: Appendix I - Intrawell
Plant Scherer Client: Southern Company Data: Scherer PAC-CCR

Sanitas™ v.10.0.16b Software licensed to . UG
Hollow symbols indicate censored values.
Within Limit

Prediction Limit

Intrawell Parametric

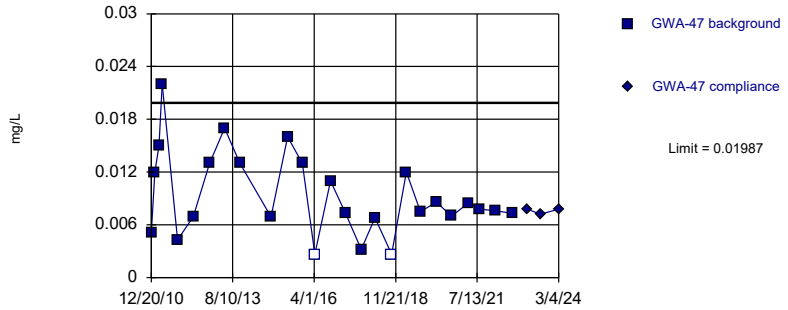

Background Data Summary: Mean=0.009388, Std. Dev.=0.004755, n=26, 7.692% NDs. Normality test: Shapiro Wilk @alpha = 0.01, calculated = 0.9356, critical = 0.891. Kappa = 2.204 (c=15, w=5, 1 of 2, event alpha = 0.05132). Report alpha = 0.0007022.

Constituent: Vanadium, Total Analysis Run 3/28/2024 11:48 AM View: Appendix I - Intrawell
Plant Scherer Client: Southern Company Data: Scherer PAC-CCR

Sanitas™ v.10.0.16b Software licensed to . UG
Hollow symbols indicate censored values.
Within Limit

Prediction Limit

Intrawell Parametric

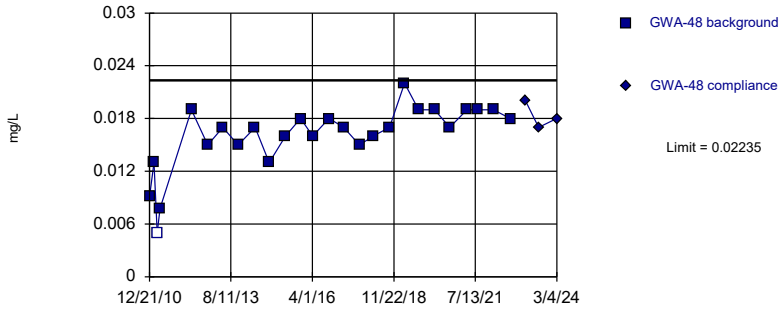

Background Data Summary (based on square transformation): Mean=0.0002699, Std. Dev.=0.0001043, n=26, 3.846% NDs. Normality test: Shapiro Wilk @alpha = 0.01, calculated = 0.9293, critical = 0.891. Kappa = 2.204 (c=15, w=5, 1 of 2, event alpha = 0.05132). Report alpha = 0.0007022.

Constituent: Vanadium, Total Analysis Run 3/28/2024 11:48 AM View: Appendix I - Intrawell
Plant Scherer Client: Southern Company Data: Scherer PAC-CCR

Sanitas™ v.10.0.16b Software licensed to . UG
Within Limit

Prediction Limit

Intrawell Parametric

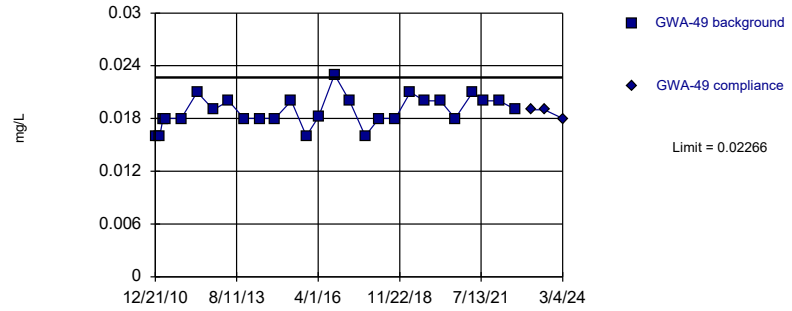

Background Data Summary: Mean=0.01882, Std. Dev.=0.001752, n=27. Normality test: Shapiro Wilk @alpha = 0.01, calculated = 0.9216, critical = 0.894. Kappa = 2.193 (c=15, w=5, 1 of 2, event alpha = 0.05132). Report alpha = 0.0007022.

Constituent: Vanadium, Total Analysis Run 3/28/2024 11:48 AM View: Appendix I - Intrawell
Plant Scherer Client: Southern Company Data: Scherer PAC-CCR

Sanitas™ v.10.0.16b Software licensed to . UG
Hollow symbols indicate censored values.
Within Limit

Prediction Limit

Intrawell Parametric

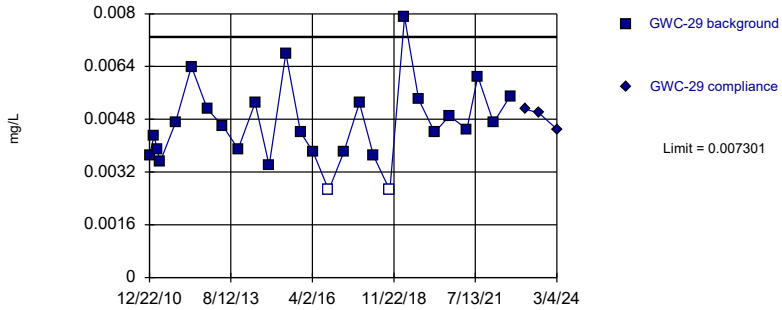

Background Data Summary: Mean=0.004641, Std. Dev.=0.001213, n=27, 7.407% NDs. Normality test: Shapiro Wilk @alpha = 0.01, calculated = 0.9573, critical = 0.894. Kappa = 2.193 (c=15, w=5, 1 of 2, event alpha = 0.05132). Report alpha = 0.0007022.

Constituent: Vanadium, Total Analysis Run 3/28/2024 11:48 AM View: Appendix I - Intrawell
Plant Scherer Client: Southern Company Data: Scherer PAC-CCR

Sanitas™ v.10.0.16b Software licensed to . UG
Hollow symbols indicate censored values.
Within Limit

Prediction Limit

Intrawell Non-parametric

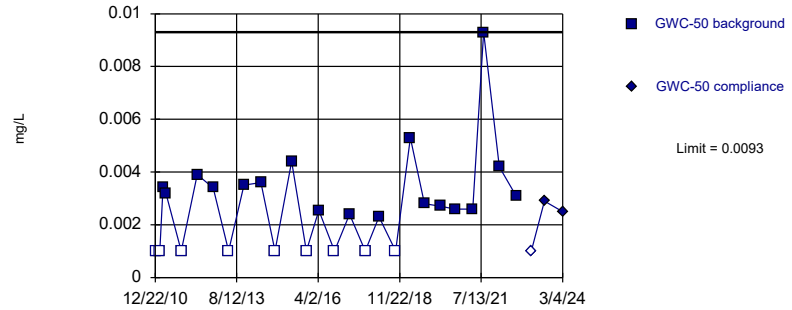

Non-parametric test used in lieu of parametric prediction limit because the Shapiro Wilk normality test showed the data to be non-normal at the 0.01 alpha level. Limit is highest of 27 background values. 33.33% NDs. Well-constituent pair annual alpha = 0.004998. Individual comparison alpha = 0.002502 (1 of 2).

Constituent: Vanadium, Total Analysis Run 3/28/2024 11:48 AM View: Appendix I - Intrawell
Plant Scherer Client: Southern Company Data: Scherer PAC-CCR

Sanitas™ v.10.0.16b Software licensed to . UG
Hollow symbols indicate censored values.
Within Limit

Prediction Limit

Intrawell Parametric

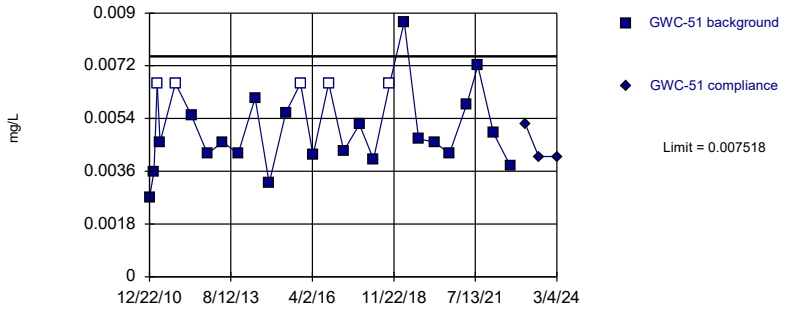

Background Data Summary (after Kaplan-Meier Adjustment): Mean=0.004618, Std. Dev.=0.001323, n=27, 18.52% NDs. Normality test: Shapiro Wilk @alpha = 0.01, calculated = 0.9562, critical = 0.894. Kappa = 2.193 (c=15, w=5, 1 of 2, event alpha = 0.05132). Report alpha = 0.0007022.

Constituent: Vanadium, Total Analysis Run 3/28/2024 11:48 AM View: Appendix I - Intrawell
Plant Scherer Client: Southern Company Data: Scherer PAC-CCR

Sanitas™ v.10.0.16b Software licensed to . UG
Hollow symbols indicate censored values.
Within Limit

Prediction Limit

Intrawell Parametric

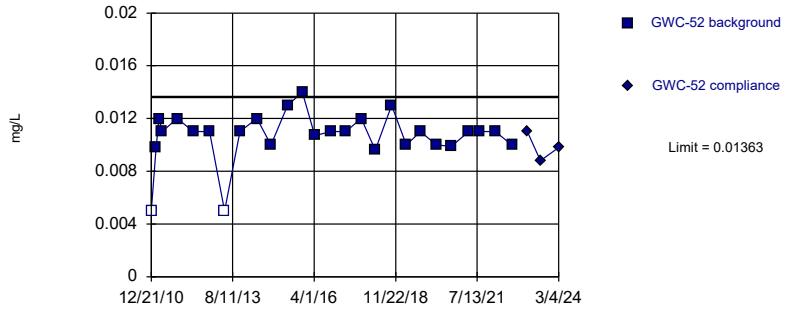

Background Data Summary (based on cube transformation): Mean=0.00000132, Std. Dev.=5.5e-7, n=27, 7.407% NDs. Normality test: Shapiro Wilk @alpha = 0.01, calculated = 0.9141, critical = 0.894. Kappa = 2.193 (c=15, w=5, 1 of 2, event alpha = 0.05132). Report alpha = 0.0007022.

Constituent: Vanadium, Total Analysis Run 3/28/2024 11:48 AM View: Appendix I - Intrawell
Plant Scherer Client: Southern Company Data: Scherer PAC-CCR

Sanitas™ v.10.0.16b Software licensed to . UG
Hollow symbols indicate censored values.
Within Limit

Prediction Limit

Intrawell Non-parametric

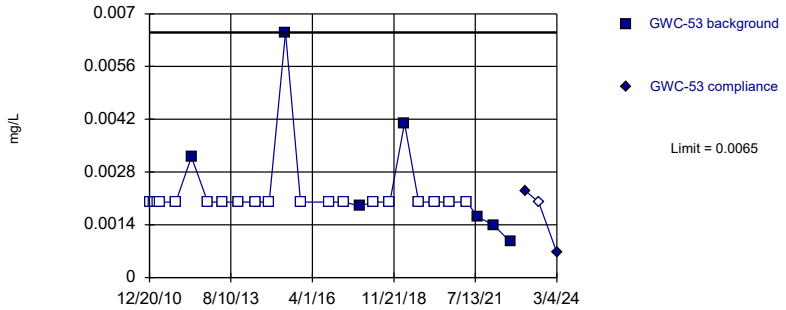

Non-parametric test used in lieu of parametric prediction limit because censored data exceeded 50%. Limit is highest of 26 background values. 73.08% NDs. Well-constituent pair annual alpha = 0.005327. Individual comparison alpha = 0.002667 (1 of 2).

Constituent: Vanadium, Total Analysis Run 3/28/2024 11:48 AM View: Appendix I - Intrawell
Plant Scherer Client: Southern Company Data: Scherer PAC-CCR

Sanitas™ v.10.0.16b Software licensed to . UG
Hollow symbols indicate censored values.
Within Limit

Prediction Limit

Intrawell Non-parametric

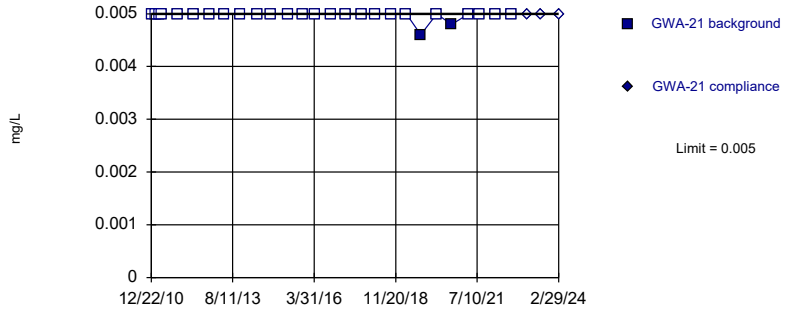

Non-parametric test used in lieu of parametric prediction limit because censored data exceeded 50%. Limit is highest of 27 background values. 92.59% NDs. Well-constituent pair annual alpha = 0.004998. Individual comparison alpha = 0.002502 (1 of 2).

Constituent: Zinc, Total Analysis Run 3/28/2024 11:48 AM View: Appendix I - Intrawell
Plant Scherer Client: Southern Company Data: Scherer PAC-CCR

Sanitas™ v.10.0.16b Software licensed to . UG
Hollow symbols indicate censored values.
Within Limit

Prediction Limit

Intrawell Non-parametric

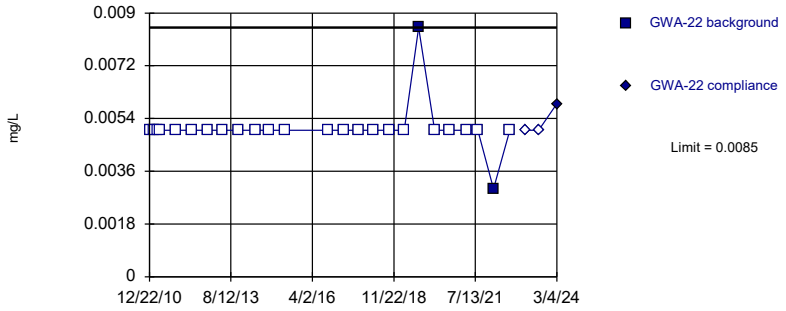

Non-parametric test used in lieu of parametric prediction limit because censored data exceeded 50%. Limit is highest of 25 background values. 92% NDs. Well-constituent pair annual alpha = 0.005656. Individual comparison alpha = 0.002832 (1 of 2).

Constituent: Zinc, Total Analysis Run 3/28/2024 11:48 AM View: Appendix I - Intrawell
Plant Scherer Client: Southern Company Data: Scherer PAC-CCR

Sanitas™ v.10.0.16b Software licensed to . UG
Hollow symbols indicate censored values.
Within Limit

Prediction Limit

Intrawell Non-parametric

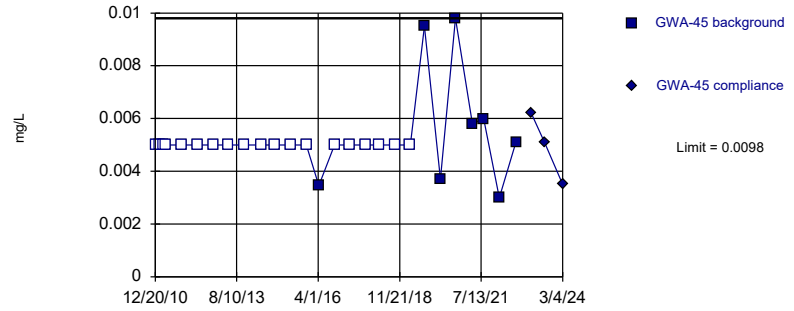

Non-parametric test used in lieu of parametric prediction limit because censored data exceeded 50%. Limit is highest of 27 background values. 70.37% NDs. Well-constituent pair annual alpha = 0.004998. Individual comparison alpha = 0.002502 (1 of 2).

Constituent: Zinc, Total Analysis Run 3/28/2024 11:48 AM View: Appendix I - Intrawell
Plant Scherer Client: Southern Company Data: Scherer PAC-CCR

Sanitas™ v.10.0.16b Software licensed to . UG
Hollow symbols indicate censored values.
Within Limit

Prediction Limit

Intrawell Non-parametric

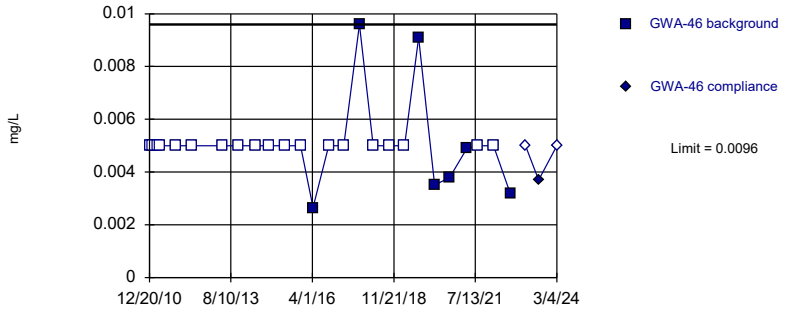

Non-parametric test used in lieu of parametric prediction limit because censored data exceeded 50%. Limit is highest of 26 background values. 73.08% NDs. Well-constituent pair annual alpha = 0.005327. Individual comparison alpha = 0.002667 (1 of 2).

Constituent: Zinc, Total Analysis Run 3/28/2024 11:48 AM View: Appendix I - Intrawell
Plant Scherer Client: Southern Company Data: Scherer PAC-CCR

Sanitas™ v.10.0.16b Software licensed to . UG
Hollow symbols indicate censored values.
Within Limit

Prediction Limit

Intrawell Non-parametric

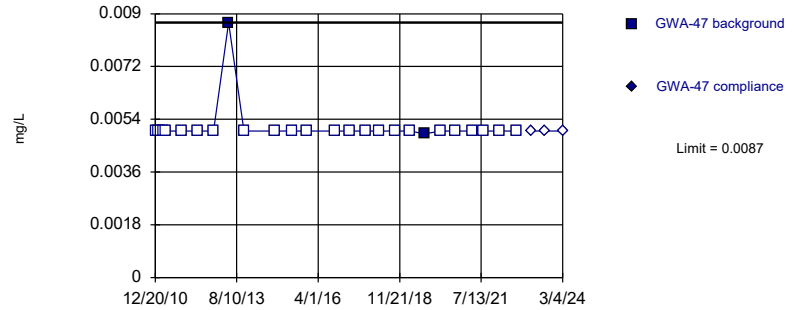

Non-parametric test used in lieu of parametric prediction limit because censored data exceeded 50%. Limit is highest of 25 background values. 92% NDs. Well-constituent pair annual alpha = 0.005656. Individual comparison alpha = 0.002832 (1 of 2).

Constituent: Zinc, Total Analysis Run 3/28/2024 11:48 AM View: Appendix I - Intrawell
Plant Scherer Client: Southern Company Data: Scherer PAC-CCR

Sanitas™ v.10.0.16b Software licensed to . UG
Hollow symbols indicate censored values.
Within Limit

Prediction Limit

Intrawell Non-parametric

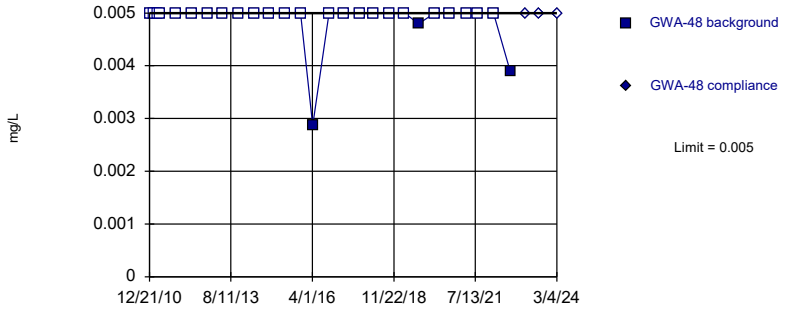

Non-parametric test used in lieu of parametric prediction limit because censored data exceeded 50%. Limit is highest of 27 background values. 88.89% NDs. Well-constituent pair annual alpha = 0.004998. Individual comparison alpha = 0.002502 (1 of 2).

Constituent: Zinc, Total Analysis Run 3/28/2024 11:48 AM View: Appendix I - Intrawell
Plant Scherer Client: Southern Company Data: Scherer PAC-CCR

Sanitas™ v.10.0.16b Software licensed to . UG
Hollow symbols indicate censored values.
Within Limit

Prediction Limit

Intrawell Non-parametric

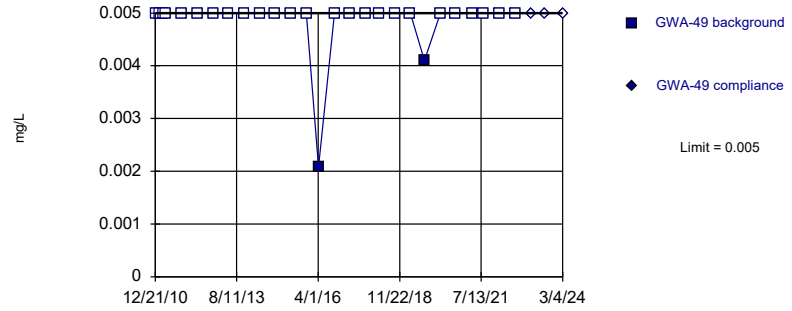

Non-parametric test used in lieu of parametric prediction limit because censored data exceeded 50%. Limit is highest of 27 background values. 92.59% NDs. Well-constituent pair annual alpha = 0.004998. Individual comparison alpha = 0.002502 (1 of 2).

Constituent: Zinc, Total Analysis Run 3/28/2024 11:48 AM View: Appendix I - Intrawell
Plant Scherer Client: Southern Company Data: Scherer PAC-CCR

Sanitas™ v.10.0.16b Software licensed to . UG
Hollow symbols indicate censored values.
Within Limit

Prediction Limit

Intrawell Non-parametric

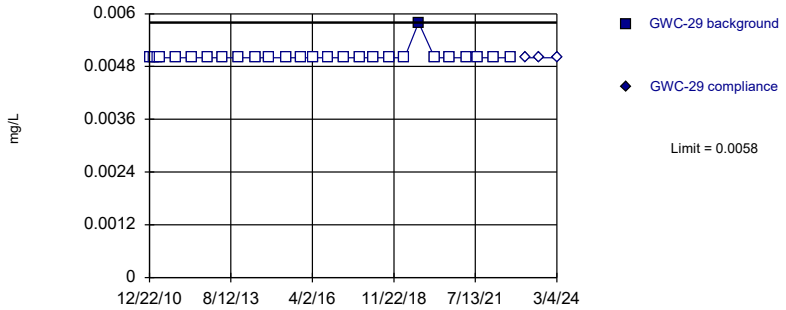

Non-parametric test used in lieu of parametric prediction limit because censored data exceeded 50%. Limit is highest of 27 background values. 96.3% NDs. Well-constituent pair annual alpha = 0.004998. Individual comparison alpha = 0.002502 (1 of 2).

Constituent: Zinc, Total Analysis Run 3/28/2024 11:48 AM View: Appendix I - Intrawell
Plant Scherer Client: Southern Company Data: Scherer PAC-CCR

Sanitas™ v.10.0.16b Software licensed to . UG
Hollow symbols indicate censored values.
Within Limit

Prediction Limit

Intrawell Non-parametric

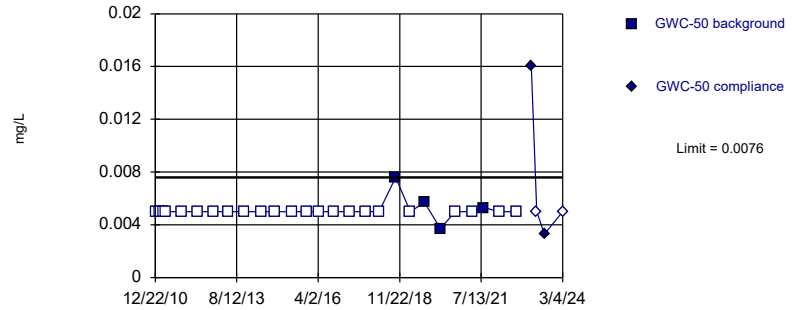

Non-parametric test used in lieu of parametric prediction limit because censored data exceeded 50%. Limit is highest of 27 background values. 85.19% NDs. Well-constituent pair annual alpha = 0.004998. Individual comparison alpha = 0.002502 (1 of 2).

Constituent: Zinc, Total Analysis Run 3/28/2024 11:48 AM View: Appendix I - Intrawell
Plant Scherer Client: Southern Company Data: Scherer PAC-CCR

Sanitas™ v.10.0.16b Software licensed to . UG
Hollow symbols indicate censored values.
Within Limit

Prediction Limit

Intrawell Non-parametric

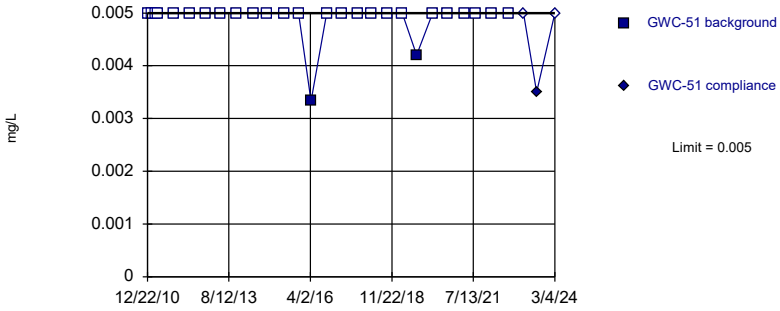

Non-parametric test used in lieu of parametric prediction limit because censored data exceeded 50%. Limit is highest of 27 background values. 92.59% NDs. Well-constituent pair annual alpha = 0.004998. Individual comparison alpha = 0.002502 (1 of 2).

Constituent: Zinc, Total Analysis Run 3/28/2024 11:48 AM View: Appendix I - Intrawell
Plant Scherer Client: Southern Company Data: Scherer PAC-CCR

Sanitas™ v.10.0.16b Software licensed to . UG
Hollow symbols indicate censored values.
Within Limit

Prediction Limit

Intrawell Non-parametric

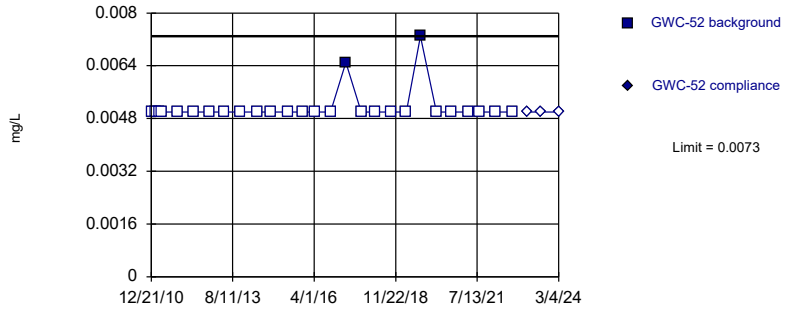

Non-parametric test used in lieu of parametric prediction limit because censored data exceeded 50%. Limit is highest of 27 background values. 92.59% NDs. Well-constituent pair annual alpha = 0.004998. Individual comparison alpha = 0.002502 (1 of 2).

Constituent: Zinc, Total Analysis Run 3/28/2024 11:48 AM View: Appendix I - Intrawell
Plant Scherer Client: Southern Company Data: Scherer PAC-CCR

Sanitas™ v.10.0.16b Software licensed to . UG
Within Limit

Prediction Limit

Intrawell Parametric

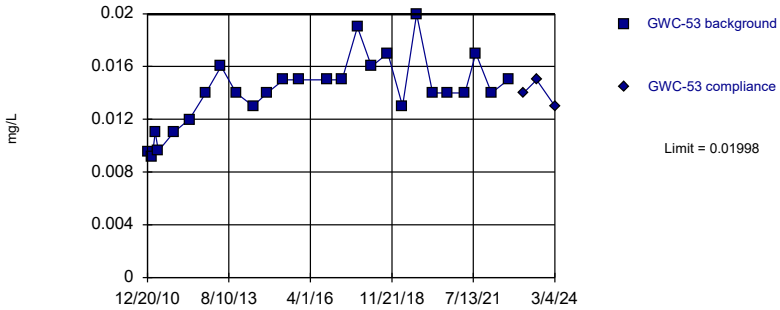

Background Data Summary: Mean=0.01409, Std. Dev.=0.002672, n=26. Normality test: Shapiro Wilk @alpha = 0.01, calculated = 0.9532, critical = 0.891. Kappa = 2.204 (c=15, w=5, 1 of 2, event alpha = 0.05132). Report alpha = 0.0007022.

Constituent: Zinc, Total Analysis Run 3/28/2024 11:48 AM View: Appendix I - Intrawell
Plant Scherer Client: Southern Company Data: Scherer PAC-CCR

Prediction Limit

Constituent: Antimony, Total (mg/L) Analysis Run 3/28/2024 11:52 AM View: Appendix I - Intrawell

Plant Scherer Client: Southern Company Data: Scherer PAC-CCR

	GWA-21	GWA-21
12/22/2010	<0.002	
2/14/2011	<0.002	
3/22/2011	<0.002	
4/26/2011	<0.002	
10/27/2011	<0.002	
5/1/2012	<0.002	
11/8/2012	<0.002	
5/7/2013	<0.002	
11/4/2013	<0.002	
5/24/2014	<0.002	
11/8/2014	<0.002	
5/21/2015	<0.002	
11/13/2015	<0.002	
4/6/2016	<0.002	
6/14/2016	<0.002	
8/10/2016	0.001 (J)	
10/11/2016	<0.002	
12/2/2016	<0.002	
2/10/2017	<0.002	
4/10/2017	<0.002	
6/23/2017	<0.002	
10/9/2017	<0.002	
3/26/2018	<0.002	
10/3/2018	<0.002	
3/27/2019	<0.002	
9/12/2019	<0.002	
3/19/2020	<0.002	
9/10/2020	<0.002	
4/2/2021	<0.002	
8/12/2021	<0.002	
2/14/2022	<0.002	
8/26/2022	<0.002	
2/28/2023		<0.002
8/2/2023		<0.002
2/29/2024		<0.002

ND substitution: RL or RL/2 if <15% NDs.

Prediction Limit

Constituent: Antimony, Total (mg/L) Analysis Run 3/28/2024 11:52 AM View: Appendix I - Intrawell

Plant Scherer Client: Southern Company Data: Scherer PAC-CCR

	GWA-46	GWA-46
12/20/2010	<0.002	
2/1/2011	<0.002	
3/21/2011	<0.002	
4/26/2011	<0.002	
10/27/2011	<0.002	
5/2/2012	<0.002	
11/8/2012	<0.002	
5/7/2013	<0.002	
11/4/2013	<0.002	
5/24/2014	<0.002	
11/7/2014	<0.002	
5/20/2015	<0.002	
11/13/2015	<0.002	
4/7/2016	<0.002	
6/14/2016	0.0004 (J)	
8/9/2016	<0.002	
10/10/2016	<0.002	
12/2/2016	<0.002	
2/10/2017	<0.002	
4/7/2017	<0.002	
6/23/2017	<0.002	
10/10/2017	<0.002	
3/23/2018	<0.002	
10/4/2018	<0.002	
3/27/2019	<0.002	
9/12/2019	<0.002	
3/19/2020	<0.002	
9/11/2020	<0.002	
4/5/2021	<0.002	
8/12/2021	<0.002	
2/14/2022	<0.002	
8/31/2022	<0.002	
2/28/2023		<0.002
8/3/2023		<0.002
3/4/2024		<0.002

ND substitution: RL or RL/2 if <15% NDs.

Prediction Limit

Constituent: Antimony, Total (mg/L) Analysis Run 3/28/2024 11:52 AM View: Appendix I - Intrawell

Plant Scherer Client: Southern Company Data: Scherer PAC-CCR

	GWA-47	GWA-47
12/20/2010	<0.002	
2/1/2011	<0.002	
3/23/2011	<0.002	
4/27/2011	<0.002	
10/26/2011	<0.002	
5/1/2012	<0.002	
11/8/2012	<0.002	
5/7/2013	<0.002	
11/5/2013	<0.002	
5/23/2014	<0.002	
11/7/2014	<0.002	
5/21/2015	<0.002	
11/12/2015	<0.002	
4/8/2016	<0.002 (D)	
6/14/2016	<0.002	
8/9/2016	<0.002	
10/11/2016	<0.002	
12/5/2016	<0.002	
2/10/2017	<0.002	
4/7/2017	<0.002	
6/22/2017	<0.002	
10/10/2017	<0.002	
3/22/2018	<0.002	
10/5/2018	<0.002	
3/27/2019	<0.002	
9/12/2019	<0.002	
3/20/2020	<0.002	
9/11/2020	<0.002	
4/5/2021	<0.002	
8/13/2021	<0.002	
2/14/2022	<0.002	
8/31/2022	0.00059 (J)	
2/28/2023		<0.002
8/3/2023		<0.002
3/4/2024		<0.002

ND substitution: RL or RL/2 if <15% NDs.

Prediction Limit

Constituent: Antimony, Total (mg/L) Analysis Run 3/28/2024 11:52 AM View: Appendix I - Intrawell

Plant Scherer Client: Southern Company Data: Scherer PAC-CCR

	GWA-48	GWA-48
12/21/2010	<0.002	
2/14/2011	<0.002	
3/23/2011	<0.002	
4/27/2011	<0.002	
10/25/2011	<0.002	
5/1/2012	<0.002	
11/8/2012	<0.002	
5/7/2013	<0.002	
11/5/2013	<0.002	
5/23/2014	<0.002	
11/7/2014	<0.002	
5/21/2015	<0.002	
11/12/2015	<0.002	
4/7/2016	<0.002	
6/17/2016	<0.002	
8/10/2016	<0.002	
10/14/2016	<0.002	
12/19/2016	<0.002	
2/13/2017	<0.002	
4/7/2017	<0.002	
6/22/2017	<0.002	
10/10/2017	<0.002	
3/23/2018	<0.002	
10/3/2018	<0.002	
3/27/2019	<0.002	
9/12/2019	<0.002	
3/19/2020	<0.002	
9/11/2020	<0.002	
4/5/2021	<0.002	
8/12/2021	<0.002	
2/14/2022	<0.002	
8/31/2022	0.00089 (J)	
2/28/2023		<0.002
8/3/2023		<0.002
3/4/2024		<0.002

ND substitution: RL or RL/2 if <15% NDs.

Prediction Limit

Constituent: Antimony, Total (mg/L) Analysis Run 3/28/2024 11:52 AM View: Appendix I - Intrawell

Plant Scherer Client: Southern Company Data: Scherer PAC-CCR

	GWC-51	GWC-51
12/22/2010	<0.002	
2/15/2011	<0.002	
3/22/2011	<0.002	
4/27/2011	<0.002	
10/26/2011	<0.002	
5/2/2012	<0.002	
11/8/2012	<0.002	
5/8/2013	<0.002	
11/4/2013	<0.002	
5/24/2014	<0.002	
11/7/2014	<0.002	
5/22/2015	<0.002	
11/13/2015	<0.002	
4/11/2016	<0.002	
6/16/2016	<0.002	
8/10/2016	<0.002	
10/13/2016	<0.002	
12/5/2016	<0.002	
2/13/2017	<0.002	
4/10/2017	<0.002	
6/23/2017	<0.002	
10/11/2017	<0.002	
3/26/2018	<0.002	
10/4/2018	<0.002	
3/27/2019	<0.002	
9/12/2019	<0.002	
3/19/2020	<0.002	
9/11/2020	<0.002	
4/5/2021	<0.002	
8/13/2021	<0.002	
2/15/2022	<0.002	
8/31/2022	0.00087 (J)	
2/28/2023		<0.002
8/3/2023		<0.002
3/4/2024		<0.002

ND substitution: RL or RL/2 if <15% NDs.

Prediction Limit

Constituent: Arsenic, Total (mg/L) Analysis Run 3/28/2024 11:52 AM View: Appendix I - Intrawell

Plant Scherer Client: Southern Company Data: Scherer PAC-CCR

	GWA-45	GWA-45
12/20/2010	<0.001	
2/14/2011	<0.001	
3/21/2011	<0.001	
4/26/2011	<0.001	
10/26/2011	<0.001	
5/1/2012	<0.001	
11/8/2012	<0.001	
5/8/2013	<0.001	
11/4/2013	<0.001	
5/24/2014	<0.001	
11/7/2014	<0.001	
5/20/2015	<0.001	
11/13/2015	<0.001	
4/7/2016	<0.001	
6/14/2016	<0.001	
8/9/2016	<0.001	
10/10/2016	<0.001	
12/2/2016	<0.001	
2/9/2017	<0.001	
4/7/2017	<0.001	
6/22/2017	<0.001	
10/10/2017	0.0015	
3/22/2018	<0.001 (D)	
10/3/2018	<0.001	
3/27/2019	<0.001	
9/12/2019	<0.001	
3/19/2020	<0.001	
9/11/2020	<0.001	
4/2/2021	<0.001	
8/12/2021	<0.001	
2/14/2022	<0.001	
8/31/2022	<0.001	
2/28/2023		0.00035 (J)
8/3/2023		<0.001
3/4/2024		<0.001

ND substitution: RL or RL/2 if <15% NDs.

Prediction Limit

Constituent: Arsenic, Total (mg/L) Analysis Run 3/28/2024 11:52 AM View: Appendix I - Intrawell

Plant Scherer Client: Southern Company Data: Scherer PAC-CCR

	GWA-48	GWA-48
12/21/2010	<0.001	
2/14/2011	<0.001	
3/23/2011	<0.001	
4/27/2011	<0.001	
10/25/2011	<0.001	
5/1/2012	<0.001	
11/8/2012	<0.001	
5/7/2013	<0.001	
11/5/2013	<0.001	
5/23/2014	<0.001	
11/7/2014	<0.001	
5/21/2015	<0.001	
11/12/2015	<0.001	
4/7/2016	<0.001	
6/17/2016	<0.001	
8/10/2016	<0.001	
10/14/2016	<0.001	
12/19/2016	<0.001	
2/13/2017	<0.001	
4/7/2017	<0.001	
6/22/2017	<0.001	
10/10/2017	<0.001	
3/23/2018	<0.001	
10/3/2018	<0.001	
3/27/2019	<0.001	
9/12/2019	<0.001	
3/19/2020	<0.001	
9/11/2020	<0.001	
4/5/2021	0.00031 (J)	
8/12/2021	<0.001	
2/14/2022	<0.001	
8/31/2022	<0.001	
2/28/2023		<0.001
8/3/2023		<0.001
3/4/2024		<0.001

ND substitution: RL or RL/2 if <15% NDs.

Prediction Limit

Constituent: Arsenic, Total (mg/L) Analysis Run 3/28/2024 11:52 AM View: Appendix I - Intrawell

Plant Scherer Client: Southern Company Data: Scherer PAC-CCR

	GWA-49	GWA-49
12/21/2010	<0.001	
2/14/2011	<0.001	
3/21/2011	<0.001	
4/26/2011	<0.001	
10/26/2011	<0.001	
5/2/2012	<0.001	
11/8/2012	<0.001	
5/8/2013	<0.001	
11/5/2013	<0.001	
5/23/2014	<0.001	
11/7/2014	<0.001	
5/21/2015	<0.001	
11/12/2015	<0.001	
4/7/2016	<0.001	
6/14/2016	<0.001	
8/9/2016	0.00053	
10/11/2016	<0.001	
12/2/2016	<0.001	
2/9/2017	<0.001	
4/7/2017	<0.001	
6/22/2017	<0.001	
10/10/2017	<0.001	
3/22/2018	<0.001	
10/3/2018	<0.001	
3/27/2019	<0.001	
9/12/2019	<0.001	
3/19/2020	<0.001	
9/10/2020	<0.001	
4/6/2021	<0.001	
8/12/2021	<0.001	
2/14/2022	<0.001	
8/30/2022	<0.001	
3/1/2023		<0.001
8/3/2023		<0.001
3/4/2024		<0.001

ND substitution: RL or RL/2 if <15% NDs.

Prediction Limit

Constituent: Arsenic, Total (mg/L) Analysis Run 3/28/2024 11:52 AM View: Appendix I - Intrawell

Plant Scherer Client: Southern Company Data: Scherer PAC-CCR

	GWC-29	GWC-29
12/22/2010	<0.001	
2/15/2011	<0.001	
3/22/2011	<0.001	
4/27/2011	<0.001	
10/26/2011	<0.001	
5/2/2012	<0.001	
11/8/2012	<0.001	
5/8/2013	<0.001	
11/4/2013	<0.001	
5/24/2014	<0.001	
11/7/2014	<0.001	
5/22/2015	<0.001	
11/13/2015	<0.001	
4/11/2016	<0.001	
6/15/2016	<0.001	
8/10/2016	<0.001	
10/11/2016	<0.001	
12/5/2016	<0.001	
2/13/2017	<0.001	
4/10/2017	<0.001	
6/23/2017	<0.001	
10/10/2017	0.0013	
3/26/2018	<0.001	
10/4/2018	<0.001	
3/28/2019	<0.001	
9/12/2019	<0.001	
3/19/2020	<0.001	
9/10/2020	<0.001	
4/6/2021	<0.001	
8/13/2021	<0.001	
2/14/2022	<0.001	
8/31/2022	<0.001	
3/1/2023		<0.001
8/3/2023		<0.001
3/4/2024		<0.001

ND substitution: RL or RL/2 if <15% NDs.

Prediction Limit

Constituent: Arsenic, Total (mg/L) Analysis Run 3/28/2024 11:52 AM View: Appendix I - Intrawell

Plant Scherer Client: Southern Company Data: Scherer PAC-CCR

	GWC-50	GWC-50
12/22/2010	<0.001	
2/15/2011	<0.001	
3/22/2011	<0.001	
4/27/2011	<0.001	
10/26/2011	<0.001	
5/2/2012	<0.001	
11/8/2012	<0.001	
5/8/2013	<0.001	
11/4/2013	<0.001	
5/24/2014	<0.001	
11/8/2014	<0.001	
5/22/2015	<0.001	
11/13/2015	<0.001	
4/11/2016	<0.001	
6/15/2016	<0.001	
8/10/2016	<0.001	
10/11/2016	<0.001	
12/2/2016	<0.001	
2/13/2017	<0.001	
4/7/2017	0.00052	
6/22/2017	<0.001	
10/10/2017	<0.001	
3/23/2018	<0.001	
10/4/2018	<0.001	
3/28/2019	<0.001	
9/12/2019	<0.001	
3/19/2020	<0.001	
9/10/2020	<0.001	
4/6/2021	<0.001	
8/13/2021	<0.001	
2/14/2022	<0.001	
8/31/2022	<0.001	
3/1/2023		<0.001
8/3/2023		<0.001
3/4/2024		<0.001

ND substitution: RL or RL/2 if <15% NDs.

Prediction Limit

Constituent: Arsenic, Total (mg/L) Analysis Run 3/28/2024 11:53 AM View: Appendix I - Intrawell

Plant Scherer Client: Southern Company Data: Scherer PAC-CCR

	GWC-52	GWC-52
12/21/2010	<0.001	
2/15/2011	<0.001	
3/21/2011	<0.001	
4/28/2011	<0.001	
10/26/2011	<0.001	
5/1/2012	<0.001	
11/9/2012	<0.001	
5/8/2013	<0.001	
11/4/2013	<0.001	
5/24/2014	<0.001	
11/7/2014	<0.001	
5/22/2015	<0.001	
11/13/2015	<0.001	
4/11/2016	<0.001	
6/16/2016	<0.001	
8/11/2016	<0.001	
10/13/2016	<0.001	
12/5/2016	<0.001	
2/13/2017	<0.001	
4/11/2017	<0.001	
6/24/2017	<0.001	
10/11/2017	<0.001	
3/26/2018	<0.001	
10/4/2018	<0.001	
3/28/2019	<0.001	
9/12/2019	<0.001	
3/19/2020	<0.001	
9/11/2020	<0.001	
4/5/2021	<0.001	
8/17/2021	<0.001	
2/14/2022	<0.001	
8/31/2022	<0.001	
3/1/2023		0.00031 (J)
8/3/2023		<0.001
3/4/2024		<0.001

ND substitution: RL or RL/2 if <15% NDs.

Prediction Limit

Constituent: Arsenic, Total (mg/L) Analysis Run 3/28/2024 11:53 AM View: Appendix I - Intrawell

Plant Scherer Client: Southern Company Data: Scherer PAC-CCR

	GWC-53	GWC-53
12/20/2010	<0.001	
2/14/2011	<0.001	
3/21/2011	<0.001	
4/27/2011	<0.001	
10/26/2011	<0.001	
5/1/2012	<0.001	
11/9/2012	<0.001	
5/8/2013	<0.001	
11/4/2013	<0.001	
5/24/2014	<0.001	
11/7/2014	<0.001	
5/20/2015	<0.001	
11/13/2015	<0.001	
6/16/2016	<0.001	
8/11/2016	<0.001	
10/13/2016	<0.001	
12/6/2016	<0.001	
2/13/2017	0.0011	
4/11/2017	<0.001	
6/24/2017	<0.001	
10/11/2017	<0.001	
3/26/2018	<0.001	
10/4/2018	<0.001	
3/28/2019	<0.001	
9/12/2019	<0.001	
3/19/2020	<0.001	
9/11/2020	<0.001	
4/6/2021	<0.001	
8/13/2021	<0.001	
2/14/2022	<0.001	
8/31/2022	<0.001	
2/28/2023		<0.001
8/3/2023		<0.001
3/4/2024		<0.001

ND substitution: RL or RL/2 if <15% NDs.

Prediction Limit

Constituent: Barium, Total (mg/L) Analysis Run 3/28/2024 11:53 AM View: Appendix I - Intrawell

Plant Scherer Client: Southern Company Data: Scherer PAC-CCR

	GWA-21	GWA-21
12/22/2010	0.026 (J)	
2/14/2011	0.022 (J)	
3/22/2011	0.02 (J)	
4/26/2011	0.019 (J)	
10/27/2011	0.021	
5/1/2012	0.017	
11/8/2012	0.023	
5/7/2013	0.021	
11/4/2013	0.018	
5/24/2014	0.022	
11/8/2014	0.02	
5/21/2015	0.022	
11/13/2015	0.025	
4/6/2016	0.0239	
6/14/2016	0.021	
8/10/2016	0.019	
10/11/2016	0.02	
12/2/2016	0.022	
2/10/2017	0.03	
4/10/2017	0.025	
6/23/2017	0.026	
10/9/2017	0.025	
3/26/2018	0.026	
10/3/2018	0.00049 (O)	
3/27/2019	0.024	
9/12/2019	0.025	
3/19/2020	0.027	
9/10/2020	0.023	
4/2/2021	0.02	
8/12/2021	0.023	
2/14/2022	0.024	
8/26/2022	0.026	
2/28/2023		0.022
8/2/2023		0.018
2/29/2024		0.021

Prediction Limit

Constituent: Barium, Total (mg/L) Analysis Run 3/28/2024 11:53 AM View: Appendix I - Intrawell

Plant Scherer Client: Southern Company Data: Scherer PAC-CCR

	GWA-22	GWA-22
12/22/2010	0.028 (J)	
2/14/2011	0.025 (J)	
3/22/2011	0.029 (J)	
4/26/2011	0.031 (J)	
10/27/2011	0.027	
5/1/2012	0.022	
11/8/2012	0.024	
5/7/2013	0.027	
11/4/2013	0.024	
5/24/2014	0.025	
11/8/2014	0.023	
5/21/2015	0.023	
11/13/2015	0.023	
4/8/2016	0.0244	
6/14/2016	0.023	
8/9/2016	0.026	
10/11/2016	0.022	
12/5/2016	0.025	
2/10/2017	0.026	
4/7/2017	0.021	
6/26/2017	0.028	
10/9/2017	0.021	
3/26/2018	0.022 (D)	
10/3/2018	0.022	
3/27/2019	0.022	
9/12/2019	0.023	
3/19/2020	0.024	
9/10/2020	0.022	
4/2/2021	0.023	
8/12/2021	0.024	
2/15/2022	0.032	
8/26/2022	0.021	
2/28/2023		0.02
8/3/2023		0.018
3/4/2024		0.022

Prediction Limit

Constituent: Barium, Total (mg/L) Analysis Run 3/28/2024 11:53 AM View: Appendix I - Intrawell

Plant Scherer Client: Southern Company Data: Scherer PAC-CCR

	GWA-45	GWA-45
12/20/2010	0.024 (J)	
2/14/2011	0.023 (J)	
3/21/2011	0.021 (J)	
4/26/2011	0.019 (J)	
10/26/2011	0.023	
5/1/2012	0.014	
11/8/2012	0.034	
5/8/2013	0.016	
11/4/2013	0.014	
5/24/2014	0.027	
11/7/2014	0.03	
5/20/2015	0.029	
11/13/2015	0.041	
4/7/2016	0.0381	
6/14/2016	0.034	
8/9/2016	0.032	
10/10/2016	0.037	
12/2/2016	0.038	
2/9/2017	0.048	
4/7/2017	0.045	
6/22/2017	0.049	
10/10/2017	0.044	
3/22/2018	0.0495 (D)	
10/3/2018	0.042	
3/27/2019	0.057	
9/12/2019	0.1 (L)	
12/2/2019	0.11 (RL)	
3/19/2020	0.11 (L)	
9/11/2020	0.15 (L)	
4/2/2021	0.11 (L)	
8/12/2021	0.091	
2/14/2022	0.077	
8/31/2022	0.065	
2/28/2023		0.056
8/3/2023		0.055
3/4/2024		0.057

Prediction Limit

Constituent: Barium, Total (mg/L) Analysis Run 3/28/2024 11:53 AM View: Appendix I - Intrawell

Plant Scherer Client: Southern Company Data: Scherer PAC-CCR

	GWA-46	GWA-46
12/20/2010	0.019 (J)	
2/1/2011	0.017 (J)	
3/21/2011	0.019 (J)	
4/26/2011	0.02 (J)	
10/27/2011	0.018	
5/2/2012	0.017	
11/8/2012	0.048 (O)	
5/7/2013	0.02	
11/4/2013	0.019	
5/24/2014	0.019	
11/7/2014	0.019	
5/20/2015	0.018	
11/13/2015	0.02	
4/7/2016	0.0207	
6/14/2016	0.019	
8/9/2016	0.017	
10/10/2016	0.02	
12/2/2016	0.02	
2/10/2017	0.018	
4/7/2017	0.02	
6/23/2017	0.021	
10/10/2017	0.018	
3/23/2018	0.02	
10/4/2018	0.019	
3/27/2019	0.021	
9/12/2019	0.022	
3/19/2020	0.023	
9/11/2020	0.022	
4/5/2021	0.022	
8/12/2021	0.023	
2/14/2022	0.024	
8/31/2022	0.022	
2/28/2023		0.022
8/3/2023		0.021
3/4/2024		0.022

Prediction Limit

Constituent: Barium, Total (mg/L) Analysis Run 3/28/2024 11:53 AM View: Appendix I - Intrawell

Plant Scherer Client: Southern Company Data: Scherer PAC-CCR

	GWA-47	GWA-47
12/20/2010	0.029 (J)	
2/1/2011	0.038 (J)	
3/23/2011	0.045 (J)	
4/27/2011	0.043 (J)	
10/26/2011	0.023	
5/1/2012	0.021	
11/8/2012	0.038	
5/7/2013	0.042	
11/5/2013	0.039	
5/23/2014	0.088 (O)	
11/7/2014	0.027	
5/21/2015	0.036	
11/12/2015	0.038	
4/8/2016	0.0261	
6/14/2016	0.023	
8/9/2016	0.026	
10/11/2016	0.03	
12/5/2016	0.026	
2/10/2017	0.023	
4/7/2017	0.024	
6/22/2017	0.025	
10/10/2017	0.022	
3/22/2018	0.024	
10/5/2018	0.026	
3/27/2019	0.026	
9/12/2019	0.028	
3/20/2020	0.029	
9/11/2020	0.026	
4/5/2021	0.028	
8/13/2021	0.026	
2/14/2022	0.029	
8/31/2022	0.031	
2/28/2023		0.027
8/3/2023		0.027
3/4/2024		0.032

Prediction Limit

Constituent: Barium, Total (mg/L) Analysis Run 3/28/2024 11:53 AM View: Appendix I - Intrawell

Plant Scherer Client: Southern Company Data: Scherer PAC-CCR

	GWA-48	GWA-48
12/21/2010	0.055 (O)	
2/14/2011	0.05 (O)	
3/23/2011	0.031 (J)	
4/27/2011	0.015 (J)	
10/25/2011	0.02	
5/1/2012	0.017	
11/8/2012	0.012	
5/7/2013	0.022	
11/5/2013	0.012	
5/23/2014	0.02	
11/7/2014	0.012	
5/21/2015	0.011	
11/12/2015	0.012	
4/7/2016	0.0116	
6/17/2016	0.012	
8/10/2016	0.012	
10/14/2016	0.016	
12/19/2016	0.012	
2/13/2017	0.017	
4/7/2017	0.011	
6/22/2017	0.014	
10/10/2017	0.012	
3/23/2018	0.012	
10/3/2018	0.012	
3/27/2019	0.013	
9/12/2019	0.016	
3/19/2020	0.02	
9/11/2020	0.013	
4/5/2021	0.015	
8/12/2021	0.013	
2/14/2022	0.014	
8/31/2022	0.016	
2/28/2023		0.014
8/3/2023		0.013
3/4/2024		0.015

Prediction Limit

Constituent: Barium, Total (mg/L) Analysis Run 3/28/2024 11:53 AM View: Appendix I - Intrawell

Plant Scherer Client: Southern Company Data: Scherer PAC-CCR

	GWA-49	GWA-49
12/21/2010	0.021 (J)	
2/14/2011	0.021 (J)	
3/21/2011	0.021 (J)	
4/26/2011	0.021 (J)	
10/26/2011	0.019	
5/2/2012	0.018	
11/8/2012	0.018	
5/8/2013	0.017	
11/5/2013	0.019	
5/23/2014	0.021	
11/7/2014	0.019	
5/21/2015	0.02	
11/12/2015	0.019	
4/7/2016	0.0201	
6/14/2016	0.017	
8/9/2016	0.017	
10/11/2016	0.02	
12/2/2016	0.02	
2/9/2017	0.018	
4/7/2017	0.018	
6/22/2017	0.02	
10/10/2017	0.02	
3/22/2018	0.018	
10/3/2018	0.018	
3/27/2019	0.019	
9/12/2019	0.022	
3/19/2020	0.02	
9/10/2020	0.02	
4/6/2021	0.02	
8/12/2021	0.024	
2/14/2022	0.022	
8/30/2022	0.021	
3/1/2023		0.019
8/3/2023		0.02
3/4/2024		0.019

Prediction Limit

Constituent: Barium, Total (mg/L) Analysis Run 3/28/2024 11:53 AM View: Appendix I - Intrawell

Plant Scherer Client: Southern Company Data: Scherer PAC-CCR

	GWC-29	GWC-29
12/22/2010	0.016 (J)	
2/15/2011	0.016 (J)	
3/22/2011	0.014 (J)	
4/27/2011	0.016 (J)	
10/26/2011	0.015	
5/2/2012	0.012	
11/8/2012	0.015	
5/8/2013	0.014	
11/4/2013	0.016	
5/24/2014	0.015	
11/7/2014	0.016	
5/22/2015	0.015	
11/13/2015	0.016	
4/11/2016	0.0167	
6/15/2016	0.015	
8/10/2016	0.015	
10/11/2016	0.017	
12/5/2016	0.017	
2/13/2017	0.016	
4/10/2017	0.015	
6/23/2017	0.017	
10/10/2017	0.016	
3/26/2018	0.015	
10/4/2018	0.018	
3/28/2019	0.017	
9/12/2019	0.019	
3/19/2020	0.019	
9/10/2020	0.02	
4/6/2021	0.018	
8/13/2021	0.021	
2/14/2022	0.02	
8/31/2022	0.025	
3/1/2023		0.02
8/3/2023		0.019
3/4/2024		0.025

Prediction Limit

Constituent: Barium, Total (mg/L) Analysis Run 3/28/2024 11:53 AM View: Appendix I - Intrawell

Plant Scherer Client: Southern Company Data: Scherer PAC-CCR

	GWC-50	GWC-50
12/22/2010	0.011 (J)	
2/15/2011	0.013 (J)	
3/22/2011	0.01 (J)	
4/27/2011	0.011 (J)	
10/26/2011	0.013	
5/2/2012	0.0084 (J)	
11/8/2012	0.012	
5/8/2013	0.013	
11/4/2013	0.012	
5/24/2014	0.012	
11/8/2014	0.01	
5/22/2015	0.011	
11/13/2015	0.011	
4/11/2016	0.0132	
6/15/2016	0.011	
8/10/2016	0.012	
10/11/2016	0.012	
12/2/2016	0.012	
2/13/2017	0.013	
4/7/2017	0.01	
6/22/2017	0.012	
10/10/2017	0.011	
3/23/2018	0.011	
10/4/2018	0.012	
3/28/2019	0.012	
9/12/2019	0.013	
3/19/2020	0.013	
9/10/2020	0.013	
4/6/2021	0.013	
8/13/2021	0.029	
2/14/2022	0.018	
8/31/2022	0.015	
3/1/2023		0.038
8/3/2023		0.013
3/4/2024		0.014

Prediction Limit

Constituent: Barium, Total (mg/L) Analysis Run 3/28/2024 11:53 AM View: Appendix I - Intrawell

Plant Scherer Client: Southern Company Data: Scherer PAC-CCR

	GWC-51	GWC-51
12/22/2010	0.011 (J)	
2/15/2011	0.013 (J)	
3/22/2011	0.01 (J)	
4/27/2011	0.011 (J)	
10/26/2011	0.0099 (J)	
5/2/2012	0.0085 (J)	
11/8/2012	<0.01	
5/8/2013	0.0094 (J)	
11/4/2013	0.0094 (J)	
5/24/2014	0.0094 (J)	
11/7/2014	0.0094 (J)	
5/22/2015	0.0092 (J)	
11/13/2015	0.0095 (J)	
4/11/2016	0.0105	
6/16/2016	0.0089 (J)	
8/10/2016	0.0082	
10/13/2016	0.0088	
12/5/2016	0.01	
2/13/2017	0.0097	
4/10/2017	0.0082	
6/23/2017	0.01	
10/11/2017	0.0092	
3/26/2018	0.0094	
10/4/2018	0.0093	
3/27/2019	0.011	
9/12/2019	0.011	
3/19/2020	0.011	
9/11/2020	0.01	
4/5/2021	0.01	
8/13/2021	0.019	
2/15/2022	0.011	
8/31/2022	0.011	
2/28/2023		0.01
8/3/2023		0.011
3/4/2024		0.011

ND substitution: RL or RL/2 if <15% NDs.

Prediction Limit

Constituent: Barium, Total (mg/L) Analysis Run 3/28/2024 11:53 AM View: Appendix I - Intrawell

Plant Scherer Client: Southern Company Data: Scherer PAC-CCR

	GWC-52	GWC-52
12/21/2010	0.01 (J)	
2/15/2011	0.0086 (J)	
3/21/2011	0.009 (J)	
4/28/2011	0.012 (J)	
10/26/2011	0.0093 (J)	
5/1/2012	0.0048 (J)	
11/9/2012	0.0091 (J)	
5/8/2013	0.0096 (J)	
11/4/2013	0.012	
5/24/2014	0.011	
11/7/2014	0.011	
5/22/2015	0.011	
11/13/2015	0.011	
4/11/2016	0.012	
6/16/2016	0.011	
8/11/2016	0.012	
10/13/2016	0.012	
12/5/2016	0.013	
2/13/2017	0.012	
4/11/2017	0.012	
6/24/2017	0.013	
10/11/2017	0.012	
3/26/2018	0.013	
10/4/2018	0.013	
3/28/2019	0.014	
9/12/2019	0.017	
3/19/2020	0.018	
9/11/2020	0.017	
4/5/2021	0.019	
8/17/2021	0.02	
2/14/2022	0.021	
8/31/2022	0.022	
3/1/2023		0.023
8/3/2023		0.021
3/4/2024		0.025

Prediction Limit

Constituent: Barium, Total (mg/L) Analysis Run 3/28/2024 11:53 AM View: Appendix I - Intrawell

Plant Scherer Client: Southern Company Data: Scherer PAC-CCR

	GWC-53	GWC-53
12/20/2010	0.11	
2/14/2011	<0.1	
3/21/2011	<0.1	
4/27/2011	0.091 (J)	
10/26/2011	0.1	
5/1/2012	0.095	
11/9/2012	0.093	
5/8/2013	0.077	
11/4/2013	0.083	
5/24/2014	0.07	
11/7/2014	0.065	
5/20/2015	0.058	
11/13/2015	0.058	
4/8/2016	0.0619	
6/16/2016	0.052	
8/11/2016	0.044	
10/13/2016	0.049	
12/6/2016	0.047	
2/13/2017	0.05	
4/11/2017	0.053	
6/24/2017	0.054	
10/11/2017	0.05	
3/26/2018	0.05	
10/4/2018	0.042	
3/28/2019	0.045	
9/12/2019	0.043	
3/19/2020	0.047	
9/11/2020	0.044	
4/6/2021	0.041	
8/13/2021	0.038	
2/14/2022	0.042	
8/31/2022	0.036	
2/28/2023		0.039
8/3/2023		0.033
3/4/2024		0.036

Prediction Limit

Constituent: Beryllium, Total (mg/L) Analysis Run 3/28/2024 11:53 AM View: Appendix I - Intrawell

Plant Scherer Client: Southern Company Data: Scherer PAC-CCR

	GWA-22	GWA-22
12/22/2010	<0.0025	
2/14/2011	<0.0025	
3/22/2011	<0.0025	
4/26/2011	<0.0025	
10/27/2011	<0.0025	
5/1/2012	<0.0025	
11/8/2012	<0.0025	
5/7/2013	<0.0025	
11/4/2013	<0.0025	
5/24/2014	<0.0025	
11/8/2014	<0.0025	
5/21/2015	<0.0025	
11/13/2015	<0.0025	
4/8/2016	<0.0025	
6/14/2016	<0.0025	
8/9/2016	<0.0025	
10/11/2016	<0.0025	
12/5/2016	<0.0025	
2/10/2017	<0.0025	
4/7/2017	<0.0025	
6/26/2017	<0.0025	
10/9/2017	<0.0025	
3/26/2018	<0.0025 (D)	
10/3/2018	<0.0025	
3/27/2019	<0.0025	
9/12/2019	<0.0025	
3/19/2020	<0.0025	
9/10/2020	<0.0025	
4/2/2021	0.00019 (J)	
8/12/2021	<0.0025	
2/15/2022	<0.0025	
8/26/2022	<0.0025	
2/28/2023		<0.0025
8/3/2023		<0.0025
3/4/2024		<0.0025

ND substitution: RL or RL/2 if <15% NDs.

Prediction Limit

Constituent: Beryllium, Total (mg/L) Analysis Run 3/28/2024 11:53 AM View: Appendix I - Intrawell

Plant Scherer Client: Southern Company Data: Scherer PAC-CCR

	GWC-51	GWC-51
12/22/2010	<0.0025	
2/15/2011	<0.0025	
3/22/2011	<0.0025	
4/27/2011	<0.0025	
10/26/2011	<0.0025	
5/2/2012	<0.0025	
11/8/2012	<0.0025	
5/8/2013	<0.0025	
11/4/2013	<0.0025	
5/24/2014	<0.0025	
11/7/2014	<0.0025	
5/22/2015	<0.0025	
11/13/2015	<0.0025	
4/11/2016	<0.0025	
6/16/2016	2E-05 (J)	
8/10/2016	<0.0025	
10/13/2016	<0.0025	
12/5/2016	<0.0025	
2/13/2017	<0.0025	
4/10/2017	<0.0025	
6/23/2017	<0.0025	
10/11/2017	<0.0025	
3/26/2018	<0.0025	
10/4/2018	<0.0025	
3/27/2019	<0.0025	
9/12/2019	<0.0025	
3/19/2020	<0.0025	
9/11/2020	<0.0025	
4/5/2021	<0.0025	
8/13/2021	<0.0025	
2/15/2022	<0.0025	
8/31/2022	<0.0025	
2/28/2023		<0.0025
8/3/2023		<0.0025
3/4/2024		<0.0025

ND substitution: RL or RL/2 if <15% NDs.

Prediction Limit

Constituent: Cadmium, Total (mg/L) Analysis Run 3/28/2024 11:53 AM View: Appendix I - Intrawell

Plant Scherer Client: Southern Company Data: Scherer PAC-CCR

	GWA-47	GWA-47
12/20/2010	<0.0025	
2/1/2011	<0.0025	
3/23/2011	<0.0025	
4/27/2011	<0.0025	
10/26/2011	<0.0025	
5/1/2012	<0.0025	
11/8/2012	<0.0025	
5/7/2013	<0.0025	
11/5/2013	<0.0025	
5/23/2014	<0.0025	
11/7/2014	<0.0025	
5/21/2015	<0.0025	
11/12/2015	<0.0025	
4/8/2016	<0.0025	
6/14/2016	<0.0025	
8/9/2016	<0.0025	
10/11/2016	<0.0025	
12/5/2016	<0.0025	
2/10/2017	<0.0025	
4/7/2017	0.0016	
6/22/2017	<0.0025	
10/10/2017	<0.0025	
3/22/2018	<0.0025	
10/5/2018	<0.0025	
3/27/2019	<0.0025	
9/12/2019	<0.0025	
3/20/2020	<0.0025	
9/11/2020	<0.0025	
4/5/2021	<0.0025	
8/13/2021	<0.0025	
2/14/2022	<0.0025	
8/31/2022	<0.0025	
2/28/2023		<0.0025
8/3/2023		<0.0025
3/4/2024		<0.0025

ND substitution: RL or RL/2 if <15% NDs.

Prediction Limit

Constituent: Cadmium, Total (mg/L) Analysis Run 3/28/2024 11:53 AM View: Appendix I - Intrawell

Plant Scherer Client: Southern Company Data: Scherer PAC-CCR

	GWC-50	GWC-50
12/22/2010	<0.0025	
2/15/2011	<0.0025	
3/22/2011	<0.0025	
4/27/2011	<0.0025	
10/26/2011	<0.0025	
5/2/2012	<0.0025	
11/8/2012	<0.0025	
5/8/2013	<0.0025	
11/4/2013	<0.0025	
5/24/2014	<0.0025	
11/8/2014	<0.0025	
5/22/2015	<0.0025	
11/13/2015	<0.0025	
4/11/2016	<0.0025	
6/15/2016	7.4E-05 (J)	
8/10/2016	<0.0025	
10/11/2016	<0.0025	
12/2/2016	<0.0025	
2/13/2017	<0.0025	
4/7/2017	<0.0025	
6/22/2017	<0.0025	
10/10/2017	<0.0025	
3/23/2018	<0.0025	
10/4/2018	<0.0025	
3/28/2019	<0.0025	
9/12/2019	<0.0025	
3/19/2020	<0.0025	
9/10/2020	<0.0025	
4/6/2021	<0.0025	
8/13/2021	<0.0025	
2/14/2022	<0.0025	
8/31/2022	<0.0025	
3/1/2023		<0.0025
8/3/2023		<0.0025
3/4/2024		<0.0025

ND substitution: RL or RL/2 if <15% NDs.

Prediction Limit

Constituent: Chromium, Total (mg/L) Analysis Run 3/28/2024 11:53 AM View: Appendix I - Intrawell

Plant Scherer Client: Southern Company Data: Scherer PAC-CCR

	GWA-21	GWA-21
12/22/2010	0.0052	
2/14/2011	0.0057	
3/22/2011	0.0055	
4/26/2011	0.0069	
10/27/2011	0.011	
5/1/2012	0.0056	
11/8/2012	<0.01	
5/7/2013	0.0036 (J)	
11/4/2013	0.0032 (J)	
5/24/2014	0.0043 (J)	
11/8/2014	<0.01	
5/21/2015	0.002 (J)	
11/13/2015	<0.01	
4/6/2016	0.00278 (J)	
6/14/2016	<0.01	
8/10/2016	0.0019 (J)	
10/11/2016	0.0024 (J)	
12/2/2016	0.0023 (J)	
2/10/2017	0.0021 (J)	
4/10/2017	0.002 (J)	
6/23/2017	0.0018 (J)	
10/9/2017	0.0016 (J)	
3/26/2018	0.0011 (J)	
10/3/2018	0.0014 (J)	
3/27/2019	0.003	
9/12/2019	0.0047	
3/19/2020	0.0026	
9/10/2020	0.0019 (J)	
4/2/2021	0.0029	
8/12/2021	0.0016 (J)	
2/14/2022	0.0026	
8/26/2022	0.0016 (J)	
2/28/2023		0.0024
8/2/2023		0.0028
2/29/2024		0.0021

ND substitution: RL or RL/2 if <15% NDs.

Prediction Limit

Constituent: Chromium, Total (mg/L) Analysis Run 3/28/2024 11:53 AM View: Appendix I - Intrawell

Plant Scherer Client: Southern Company Data: Scherer PAC-CCR

	GWA-22	GWA-22
12/22/2010	0.0029 (J)	
2/14/2011	0.0027 (J)	
3/22/2011	0.0049 (J)	
4/26/2011	0.0048 (J)	
10/27/2011	0.0023 (J)	
5/1/2012	0.0051	
11/8/2012	0.0034 (J)	
5/7/2013	0.0078	
11/4/2013	0.0055 (J)	
5/24/2014	0.0075 (J)	
11/8/2014	0.0048 (J)	
5/21/2015	0.0082 (J)	
11/13/2015	0.0079 (J)	
4/8/2016	<0.01	
6/14/2016	<0.01	
8/9/2016	0.0079	
10/11/2016	0.0069	
12/5/2016	0.0077	
2/10/2017	0.0098	
4/7/2017	0.0081	
6/26/2017	0.0084	
10/9/2017	0.0082	
3/26/2018	0.0088	
10/3/2018	0.0086	
3/27/2019	0.0078	
9/12/2019	0.0092	
3/19/2020	0.011	
9/10/2020	0.0077	
4/2/2021	0.01	
8/12/2021	0.008	
2/15/2022	0.013	
8/26/2022	0.0078	
2/28/2023		0.01
8/3/2023		0.0089
3/4/2024		0.011

ND substitution: RL or RL/2 if <15% NDs.

Prediction Limit

Constituent: Chromium, Total (mg/L) Analysis Run 3/28/2024 11:53 AM View: Appendix I - Intrawell

Plant Scherer Client: Southern Company Data: Scherer PAC-CCR

	GWA-45	GWA-45
12/20/2010	<0.002	
2/14/2011	<0.002	
3/21/2011	<0.002	
4/26/2011	<0.002	
10/26/2011	<0.002	
5/1/2012	<0.002	
11/8/2012	<0.002	
5/8/2013	<0.002	
11/4/2013	<0.002	
5/24/2014	<0.002	
11/7/2014	<0.002	
5/20/2015	0.0025 (O)	
11/13/2015	0.0042 (O)	
4/7/2016	<0.002	
6/14/2016	<0.002	
8/9/2016	<0.002	
10/10/2016	<0.002	
12/2/2016	<0.002	
2/9/2017	<0.002	
4/7/2017	<0.002	
6/22/2017	<0.002	
10/10/2017	<0.002	
3/22/2018	<0.002 (D)	
10/3/2018	<0.002	
3/27/2019	<0.002	
9/12/2019	<0.002	
3/19/2020	<0.002	
9/11/2020	<0.002	
4/2/2021	<0.002	
8/12/2021	<0.002	
2/14/2022	<0.002	
8/31/2022	<0.002	
2/28/2023		<0.002
8/3/2023		0.0012 (J)
3/4/2024		0.0016 (J)

ND substitution: RL or RL/2 if <15% NDs.

Prediction Limit

Constituent: Chromium, Total (mg/L) Analysis Run 3/28/2024 11:53 AM View: Appendix I - Intrawell

Plant Scherer Client: Southern Company Data: Scherer PAC-CCR

	GWA-46	GWA-46
12/20/2010	0.0036 (J)	
2/1/2011	0.0037 (J)	
3/21/2011	0.004 (J)	
4/26/2011	0.0037 (J)	
10/27/2011	0.0047 (J)	
5/2/2012	0.005 (J)	
11/8/2012	0.0081	
5/7/2013	0.0035 (J)	
11/4/2013	0.0056 (J)	
5/24/2014	0.005 (J)	
11/7/2014	0.004 (J)	
5/20/2015	0.0062 (J)	
11/13/2015	0.0067 (J)	
4/7/2016	0.00467 (J)	
6/14/2016	<0.01	
8/9/2016	0.0041	
10/10/2016	0.0041	
12/2/2016	0.0039	
2/10/2017	0.0044	
4/7/2017	0.0046	
6/23/2017	0.005	
10/10/2017	0.0088	
3/23/2018	0.0045	
10/4/2018	0.0047	
3/27/2019	0.0048	
9/12/2019	0.0051	
3/19/2020	0.0043	
9/11/2020	0.0042	
4/5/2021	0.0041	
8/12/2021	0.0045	
2/14/2022	0.0047	
8/31/2022	0.0048	
2/28/2023		0.0047
8/3/2023		0.0053
3/4/2024		0.0048

ND substitution: RL or RL/2 if <15% NDs.

Prediction Limit

Constituent: Chromium, Total (mg/L) Analysis Run 3/28/2024 11:53 AM View: Appendix I - Intrawell

Plant Scherer Client: Southern Company Data: Scherer PAC-CCR

	GWA-47	GWA-47
12/20/2010	0.0064	
2/1/2011	0.015	
3/23/2011	0.0084	
4/27/2011	0.011	
10/26/2011	0.0061	
5/1/2012	0.0072	
11/8/2012	0.015	
5/7/2013	0.044	
11/5/2013	0.023	
5/23/2014	0.022	
11/7/2014	0.013	
5/21/2015	0.029	
11/12/2015	0.045	
4/8/2016	<0.01	
6/14/2016	<0.01	
8/9/2016	0.008	
10/11/2016	0.0079	
12/5/2016	0.0057	
2/10/2017	0.0062	
4/7/2017	0.0072	
6/22/2017	0.0074	
10/10/2017	0.0072	
3/22/2018	0.0074	
10/5/2018	0.0083	
3/27/2019	0.0081	
9/12/2019	0.0088	
3/20/2020	0.0085	
9/11/2020	0.0081	
4/5/2021	0.0084	
8/13/2021	0.0082	
2/14/2022	0.0086	
8/31/2022	0.0084	
2/28/2023		0.0084
8/3/2023		0.0092
3/4/2024		0.01

ND substitution: RL or RL/2 if <15% NDs.

Prediction Limit

Constituent: Chromium, Total (mg/L) Analysis Run 3/28/2024 11:53 AM View: Appendix I - Intrawell

Plant Scherer Client: Southern Company Data: Scherer PAC-CCR

	GWA-48	GWA-48
12/21/2010	0.0094	
2/14/2011	0.028	
3/23/2011	0.0042 (J)	
4/27/2011	<0.01	
10/25/2011	0.0062	
5/1/2012	0.011	
11/8/2012	0.0089	
5/7/2013	0.019	
11/5/2013	0.0057 (J)	
5/23/2014	0.0084 (J)	
11/7/2014	0.011	
5/21/2015	0.013	
11/12/2015	0.015	
4/7/2016	0.00498 (J)	
6/17/2016	<0.01	
8/10/2016	0.0047	
10/14/2016	0.0056	
12/19/2016	0.0039	
2/13/2017	0.0059	
4/7/2017	0.0051	
6/22/2017	0.005	
10/10/2017	0.005	
3/23/2018	0.005	
10/3/2018	0.0051	
3/27/2019	0.0051	
9/12/2019	0.0085	
3/19/2020	0.0063	
9/11/2020	0.0053	
4/5/2021	0.0061	
8/12/2021	0.0058	
2/14/2022	0.0058	
8/31/2022	0.0059	
2/28/2023		0.0058
8/3/2023		0.0056
3/4/2024		0.0063

ND substitution: RL or RL/2 if <15% NDs.

Prediction Limit

Constituent: Chromium, Total (mg/L) Analysis Run 3/28/2024 11:53 AM View: Appendix I - Intrawell

Plant Scherer Client: Southern Company Data: Scherer PAC-CCR

	GWA-49	GWA-49
12/21/2010	0.0073	
2/14/2011	0.0051	
3/21/2011	0.0067	
4/26/2011	0.0065	
10/26/2011	0.0068	
5/2/2012	0.011	
11/8/2012	0.0052	
5/8/2013	0.0059	
11/5/2013	0.0044 (J)	
5/23/2014	0.0087 (J)	
11/7/2014	0.0048 (J)	
5/21/2015	0.006 (J)	
11/12/2015	0.007 (J)	
4/7/2016	0.0056 (J)	
6/14/2016	<0.01	
8/9/2016	0.0053	
10/11/2016	0.0058	
12/2/2016	0.0071	
2/9/2017	0.0051	
4/7/2017	0.006	
6/22/2017	0.0056	
10/10/2017	0.0073	
3/22/2018	0.0051	
10/3/2018	0.0052	
3/27/2019	0.0056	
9/12/2019	0.0075	
3/19/2020	0.0055	
9/10/2020	0.0063	
4/6/2021	0.0055	
8/12/2021	0.0096	
2/14/2022	0.0076	
8/30/2022	0.0064	
3/1/2023		0.0057
8/3/2023		0.0065
3/4/2024		0.006

ND substitution: RL or RL/2 if <15% NDs.

Prediction Limit

Constituent: Chromium, Total (mg/L) Analysis Run 3/28/2024 11:53 AM View: Appendix I - Intrawell

Plant Scherer Client: Southern Company Data: Scherer PAC-CCR

	GWC-29	GWC-29
12/22/2010	0.0026 (J)	
2/15/2011	<0.002	
3/22/2011	<0.002	
4/27/2011	<0.002	
10/26/2011	<0.002	
5/2/2012	<0.002	
11/8/2012	<0.002	
5/8/2013	<0.002	
11/4/2013	0.0027 (J)	
5/24/2014	0.0027 (J)	
11/7/2014	<0.002	
5/22/2015	0.0034 (J)	
11/13/2015	0.0038 (J)	
4/11/2016	<0.002	
6/15/2016	<0.002	
8/10/2016	0.0014 (J)	
10/11/2016	0.0017 (J)	
12/5/2016	0.0014 (J)	
2/13/2017	0.0016 (J)	
4/10/2017	0.0014 (J)	
6/23/2017	0.0014 (J)	
10/10/2017	0.0039	
3/26/2018	0.0013 (J)	
10/4/2018	0.0014 (J)	
3/28/2019	0.0012 (J)	
9/12/2019	0.0021 (J)	
3/19/2020	<0.002	
9/10/2020	<0.002	
4/6/2021	<0.002	
8/13/2021	<0.002	
2/14/2022	<0.002	
8/31/2022	<0.002	
3/1/2023		<0.002
8/3/2023		<0.002
3/4/2024		0.0012 (J)

ND substitution: RL or RL/2 if <15% NDs.

Prediction Limit

Constituent: Chromium, Total (mg/L) Analysis Run 3/28/2024 11:53 AM View: Appendix I - Intrawell

Plant Scherer Client: Southern Company Data: Scherer PAC-CCR

	GWC-50	GWC-50
12/22/2010	0.0034 (J)	
2/15/2011	0.0034 (J)	
3/22/2011	0.0037 (J)	
4/27/2011	0.0038 (J)	
10/26/2011	0.0039 (J)	
5/2/2012	0.0044 (J)	
11/8/2012	0.0026 (J)	
5/8/2013	0.0038 (J)	
11/4/2013	0.0063 (J)	
5/24/2014	0.0061 (J)	
11/8/2014	<0.002	
5/22/2015	0.0037 (J)	
11/13/2015	0.0055 (J)	
4/11/2016	0.00479 (J)	
6/15/2016	<0.002	
8/10/2016	0.0047	
10/11/2016	0.0048	
12/2/2016	0.0043	
2/13/2017	0.0047	
4/7/2017	0.0044	
6/22/2017	0.0045	
10/10/2017	0.005	
3/23/2018	0.0042	
10/4/2018	0.005	
3/28/2019	0.0043	
9/12/2019	0.006	
3/19/2020	0.0047	
9/10/2020	0.0047	
4/6/2021	0.0044	
8/13/2021	0.0089	
2/14/2022	0.0046	
8/31/2022	0.004	
3/1/2023		<0.002
8/3/2023		0.0042
3/4/2024		0.0042

ND substitution: RL or RL/2 if <15% NDs.

Prediction Limit

Constituent: Chromium, Total (mg/L) Analysis Run 3/28/2024 11:53 AM View: Appendix I - Intrawell

Plant Scherer Client: Southern Company Data: Scherer PAC-CCR

	GWC-51	GWC-51
12/22/2010	0.0036 (J)	
2/15/2011	0.0038 (J)	
3/22/2011	0.0022 (J)	
4/27/2011	0.0042 (J)	
10/26/2011	0.0042 (J)	
5/2/2012	0.0037 (J)	
11/8/2012	<0.01	
5/8/2013	0.0032 (J)	
11/4/2013	0.0063 (J)	
5/24/2014	0.003 (J)	
11/7/2014	<0.01	
5/22/2015	0.0023 (J)	
11/13/2015	0.0042 (J)	
4/11/2016	0.00309 (J)	
6/16/2016	<0.01	
8/10/2016	0.0023 (J)	
10/13/2016	0.0028	
12/5/2016	0.0032	
2/13/2017	0.0021 (J)	
4/10/2017	0.0022 (J)	
6/23/2017	0.0025	
10/11/2017	0.0027	
3/26/2018	0.0028	
10/4/2018	0.0041	
3/27/2019	0.0044	
9/12/2019	0.0043	
3/19/2020	0.0032	
9/11/2020	0.0041	
4/5/2021	0.0054	
8/13/2021	0.0087	
2/15/2022	0.0054	
8/31/2022	0.0047	
2/28/2023		0.0047
8/3/2023		0.0063
3/4/2024		0.0064

ND substitution: RL or RL/2 if <15% NDs.

Prediction Limit

Constituent: Chromium, Total (mg/L) Analysis Run 3/28/2024 11:53 AM View: Appendix I - Intrawell

Plant Scherer Client: Southern Company Data: Scherer PAC-CCR

	GWC-52	GWC-52
12/21/2010	0.01	
2/15/2011	0.0087	
3/21/2011	0.0083	
4/28/2011	0.0076	
10/26/2011	0.0078	
5/1/2012	0.0049 (J)	
11/9/2012	0.0066	
5/8/2013	0.0082	
11/4/2013	0.013	
5/24/2014	0.012	
11/7/2014	0.0084 (J)	
5/22/2015	0.0096 (J)	
11/13/2015	0.011	
4/11/2016	0.0101	
6/16/2016	<0.01	
8/11/2016	0.0097	
10/13/2016	0.012	
12/5/2016	0.012	
2/13/2017	0.011	
4/11/2017	0.011	
6/24/2017	0.0095	
10/11/2017	0.0096	
3/26/2018	0.012	
10/4/2018	0.016	
3/28/2019		0.019
9/12/2019		0.027
3/19/2020		0.029
9/11/2020		0.028
4/5/2021		0.031
8/17/2021		0.034
2/14/2022		0.036
8/31/2022		0.038
3/1/2023		0.038
8/3/2023		0.035
3/4/2024		0.033

ND substitution: RL or RL/2 if <15% NDs.

Prediction Limit

Constituent: Chromium, Total (mg/L) Analysis Run 3/28/2024 11:53 AM View: Appendix I - Intrawell

Plant Scherer Client: Southern Company Data: Scherer PAC-CCR

	GWC-53	GWC-53
12/20/2010	<0.002	
2/14/2011	<0.002	
3/21/2011	<0.002	
4/27/2011	<0.002	
10/26/2011	0.0033 (J)	
5/1/2012	0.0025 (J)	
11/9/2012	<0.002	
5/8/2013	<0.002	
11/4/2013	0.0035 (J)	
5/24/2014	0.0027 (J)	
11/7/2014	<0.002	
5/20/2015	0.0021 (J)	
11/13/2015	0.0041 (J)	
4/8/2016	<0.002	
6/16/2016	<0.002	
8/11/2016	0.0013 (J)	
10/13/2016	0.0018 (J)	
12/6/2016	0.0014 (J)	
2/13/2017	0.0021 (J)	
4/11/2017	0.0012 (J)	
6/24/2017	0.0017 (J)	
10/11/2017	0.0013 (J)	
3/26/2018	0.0014 (J)	
10/4/2018	<0.002	
3/28/2019	<0.002	
9/12/2019	0.002 (J)	
3/19/2020	<0.002	
9/11/2020	0.0023	
4/6/2021	<0.002	
8/13/2021	0.0019 (J)	
2/14/2022	0.0018 (J)	
8/31/2022	0.002	
2/28/2023		0.003
8/3/2023		<0.002
3/4/2024		0.0013 (J)

ND substitution: RL or RL/2 if <15% NDs.

Prediction Limit

Constituent: Cobalt, Total (mg/L) Analysis Run 3/28/2024 11:53 AM View: Appendix I - Intrawell

Plant Scherer Client: Southern Company Data: Scherer PAC-CCR

	GWA-21	GWA-21
12/22/2010	<0.0025	
2/14/2011	<0.0025	
3/22/2011	<0.0025	
4/26/2011	<0.0025	
10/27/2011	<0.0025	
5/1/2012	<0.0025	
11/8/2012	<0.0025	
5/7/2013	<0.0025	
11/4/2013	<0.0025	
5/24/2014	<0.0025	
11/8/2014	<0.0025	
5/21/2015	<0.0025	
11/13/2015	<0.0025	
4/6/2016	<0.0025	
6/14/2016	6.6E-05 (J)	
8/10/2016	<0.0025	
10/11/2016	0.00047 (J)	
12/2/2016	0.0014 (J)	
2/10/2017	0.00052 (J)	
4/10/2017	<0.0025	
6/23/2017	<0.0025	
10/9/2017	0.00053 (J)	
3/26/2018	0.00088 (J)	
10/3/2018	0.0014 (J)	
3/27/2019	<0.0025	
9/12/2019	0.0004 (J)	
3/19/2020	0.00015 (J)	
9/10/2020	0.00019 (J)	
4/2/2021	0.00016 (J)	
8/12/2021	0.00028 (J)	
2/14/2022	<0.0025	
8/26/2022	<0.0025	
2/28/2023		<0.0025
8/2/2023		<0.0025
2/29/2024		<0.0025

ND substitution: RL or RL/2 if <15% NDs.

Prediction Limit

Constituent: Cobalt, Total (mg/L) Analysis Run 3/28/2024 11:53 AM View: Appendix I - Intrawell

Plant Scherer Client: Southern Company Data: Scherer PAC-CCR

	GWA-22	GWA-22
12/22/2010	0.0038 (O)	
2/14/2011	<0.0025	
3/22/2011	<0.0025	
4/26/2011	<0.0025	
10/27/2011	<0.0025	
5/1/2012	<0.0025	
11/8/2012	<0.0025	
5/7/2013	<0.0025	
11/4/2013	<0.0025	
5/24/2014	<0.0025	
11/8/2014	<0.0025	
5/21/2015	<0.0025	
11/13/2015	<0.0025	
4/8/2016	<0.0025	
6/14/2016	0.00042 (J)	
8/9/2016	0.00068 (J)	
10/11/2016	<0.0025	
12/5/2016	0.0012 (J)	
2/10/2017	0.0013 (J)	
4/7/2017	<0.0025	
6/26/2017	0.00073 (J)	
10/9/2017	<0.0025	
3/26/2018	<0.0025 (D)	
10/3/2018	<0.0025	
3/27/2019	<0.0025	
9/12/2019	<0.0025	
3/19/2020	<0.0025	
9/10/2020	0.00014 (J)	
4/2/2021	0.00026 (J)	
8/12/2021	0.00015 (J)	
2/15/2022	0.00054 (J)	
8/26/2022	<0.0025	
2/28/2023		<0.0025
8/3/2023		<0.0025
3/4/2024		<0.0025

ND substitution: RL or RL/2 if <15% NDs.

Prediction Limit

Constituent: Cobalt, Total (mg/L) Analysis Run 3/28/2024 11:53 AM View: Appendix I - Intrawell

Plant Scherer Client: Southern Company Data: Scherer PAC-CCR

	GWA-45	GWA-45
12/20/2010	0.012	
2/14/2011	0.0093 (J)	
3/21/2011	0.0076 (J)	
4/26/2011	0.0058 (J)	
10/26/2011	0.005 (J)	
5/1/2012	0.0032 (J)	
11/8/2012	0.0034 (J)	
5/8/2013	<0.01	
11/4/2013	<0.01	
5/24/2014	<0.01	
11/7/2014	<0.01	
5/20/2015	<0.01	
11/13/2015	<0.01	
4/7/2016	<0.01	
6/14/2016	0.0031 (J)	
8/9/2016	0.0023 (J)	
10/10/2016	0.0024 (J)	
12/2/2016	0.0021 (J)	
2/9/2017	0.00096 (J)	
4/7/2017	0.0034	
6/22/2017	0.0029	
10/10/2017	0.0025	
3/22/2018	0.0015 (JD)	
10/3/2018	0.0018 (J)	
3/27/2019	0.00083 (J)	
9/12/2019	0.0018 (J)	
3/19/2020	0.0005 (J)	
9/11/2020	0.0035	
4/2/2021	0.002 (J)	
8/12/2021	0.0024 (J)	
2/14/2022	0.00059 (J)	
8/31/2022	0.0012 (J)	
2/28/2023		0.00097 (J)
8/3/2023		0.0011 (J)
3/4/2024		0.0004 (J)

ND substitution: RL or RL/2 if <15% NDs.

Prediction Limit

Constituent: Cobalt, Total (mg/L) Analysis Run 3/28/2024 11:53 AM View: Appendix I - Intrawell

Plant Scherer Client: Southern Company Data: Scherer PAC-CCR

	GWA-46	GWA-46
12/20/2010	<0.0025	
2/1/2011	<0.0025	
3/21/2011	<0.0025	
4/26/2011	<0.0025	
10/27/2011	<0.0025	
5/2/2012	<0.0025	
11/8/2012	<0.0025	
5/7/2013	<0.0025	
11/4/2013	<0.0025	
5/24/2014	<0.0025	
11/7/2014	<0.0025	
5/20/2015	<0.0025	
11/13/2015	<0.0025	
4/7/2016	<0.0025	
6/14/2016	3.8E-05 (J)	
8/9/2016	<0.0025	
10/10/2016	<0.0025	
12/2/2016	<0.0025	
2/10/2017	<0.0025	
4/7/2017	<0.0025	
6/23/2017	<0.0025	
10/10/2017	<0.0025	
3/23/2018	<0.0025	
10/4/2018	<0.0025	
3/27/2019	<0.0025	
9/12/2019	9.5E-05 (J)	
3/19/2020	0.00025 (J)	
9/11/2020	<0.0025	
4/5/2021	<0.0025	
8/12/2021	<0.0025	
2/14/2022	<0.0025	
8/31/2022	<0.0025	
2/28/2023		<0.0025
8/3/2023		<0.0025
3/4/2024		<0.0025

ND substitution: RL or RL/2 if <15% NDs.

Prediction Limit

Constituent: Cobalt, Total (mg/L) Analysis Run 3/28/2024 11:53 AM View: Appendix I - Intrawell

Plant Scherer Client: Southern Company Data: Scherer PAC-CCR

	GWA-47	GWA-47
12/20/2010	0.0033 (O)	
2/1/2011	<0.0025	
3/23/2011	<0.0025	
4/27/2011	<0.0025	
10/26/2011	<0.0025	
5/1/2012	<0.0025	
11/8/2012	<0.0025	
5/7/2013	<0.0025	
11/5/2013	<0.0025	
5/23/2014	0.0048 (O)	
11/7/2014	<0.0025	
5/21/2015	<0.0025	
11/12/2015	<0.0025	
4/8/2016	<0.0025	
6/14/2016	4.2E-05 (J)	
8/9/2016	<0.0025	
10/11/2016	0.00052 (J)	
12/5/2016	<0.0025	
2/10/2017	<0.0025	
4/7/2017	<0.0025	
6/22/2017	<0.0025	
10/10/2017	<0.0025	
3/22/2018	<0.0025	
10/5/2018	<0.0025	
3/27/2019	<0.0025	
9/12/2019	0.00011 (J)	
3/20/2020	<0.0025	
9/11/2020	<0.0025	
4/5/2021	0.00017 (J)	
8/13/2021	<0.0025	
2/14/2022	<0.0025	
8/31/2022	<0.0025	
2/28/2023		<0.0025
8/3/2023		<0.0025
3/4/2024		<0.0025

ND substitution: RL or RL/2 if <15% NDs.

Prediction Limit

Constituent: Cobalt, Total (mg/L) Analysis Run 3/28/2024 11:53 AM View: Appendix I - Intrawell

Plant Scherer Client: Southern Company Data: Scherer PAC-CCR

	GWA-48	GWA-48
12/21/2010	<0.0025	
2/14/2011	<0.0025	
3/23/2011	<0.0025	
4/27/2011	<0.0025	
10/25/2011	<0.0025	
5/1/2012	0.0039 (O)	
11/8/2012	<0.0025	
5/7/2013	<0.0025	
11/5/2013	<0.0025	
5/23/2014	<0.0025	
11/7/2014	<0.0025	
5/21/2015	<0.0025	
11/12/2015	<0.0025	
4/7/2016	<0.0025	
6/17/2016	0.00017 (J)	
8/10/2016	<0.0025	
10/14/2016	<0.0025	
12/19/2016	<0.0025	
2/13/2017	<0.0025	
4/7/2017	<0.0025	
6/22/2017	<0.0025	
10/10/2017	<0.0025	
3/23/2018	<0.0025	
10/3/2018	<0.0025	
3/27/2019	<0.0025	
9/12/2019	<0.0025	
3/19/2020	0.00029 (J)	
9/11/2020	<0.0025	
4/5/2021	0.00019 (J)	
8/12/2021	<0.0025	
2/14/2022	<0.0025	
8/31/2022	<0.0025	
2/28/2023		<0.0025
8/3/2023		<0.0025
3/4/2024		<0.0025

ND substitution: RL or RL/2 if <15% NDs.

Prediction Limit

Constituent: Cobalt, Total (mg/L) Analysis Run 3/28/2024 11:53 AM View: Appendix I - Intrawell

Plant Scherer Client: Southern Company Data: Scherer PAC-CCR

	GWA-49	GWA-49
12/21/2010	<0.0025	
2/14/2011	<0.0025	
3/21/2011	<0.0025	
4/26/2011	<0.0025	
10/26/2011	<0.0025	
5/2/2012	<0.0025	
11/8/2012	<0.0025	
5/8/2013	<0.0025	
11/5/2013	<0.0025	
5/23/2014	<0.0025	
11/7/2014	<0.0025	
5/21/2015	<0.0025	
11/12/2015	<0.0025	
4/7/2016	<0.0025	
6/14/2016	<0.0025	
8/9/2016	<0.0025	
10/11/2016	<0.0025	
12/2/2016	0.0004 (J)	
2/9/2017	<0.0025	
4/7/2017	<0.0025	
6/22/2017	<0.0025	
10/10/2017	<0.0025	
3/22/2018	<0.0025	
10/3/2018	<0.0025	
3/27/2019	<0.0025	
9/12/2019	0.00017 (J)	
3/19/2020	<0.0025	
9/10/2020	0.0002 (J)	
4/6/2021	<0.0025	
8/12/2021	0.00072 (J)	
2/14/2022	0.00039 (J)	
8/30/2022	<0.0025	
3/1/2023		<0.0025
8/3/2023		<0.0025
3/4/2024		<0.0025

ND substitution: RL or RL/2 if <15% NDs.

Prediction Limit

Constituent: Cobalt, Total (mg/L) Analysis Run 3/28/2024 11:53 AM View: Appendix I - Intrawell

Plant Scherer Client: Southern Company Data: Scherer PAC-CCR

	GWC-29	GWC-29
12/22/2010	<0.0025	
2/15/2011	<0.0025	
3/22/2011	<0.0025	
4/27/2011	<0.0025	
10/26/2011	<0.0025	
5/2/2012	<0.0025	
11/8/2012	<0.0025	
5/8/2013	<0.0025	
11/4/2013	<0.0025	
5/24/2014	<0.0025	
11/7/2014	<0.0025	
5/22/2015	<0.0025	
11/13/2015	<0.0025	
4/11/2016	<0.0025	
6/15/2016	<0.0025	
8/10/2016	<0.0025	
10/11/2016	<0.0025	
12/5/2016	<0.0025	
2/13/2017	<0.0025	
4/10/2017	<0.0025	
6/23/2017	<0.0025	
10/10/2017	<0.0025	
3/26/2018	<0.0025	
10/4/2018	<0.0025	
3/28/2019	<0.0025	
9/12/2019	<0.0025	
3/19/2020	<0.0025	
9/10/2020	<0.0025	
4/6/2021	<0.0025	
8/13/2021	0.00015 (J)	
2/14/2022	<0.0025	
8/31/2022	<0.0025	
3/1/2023		<0.0025
8/3/2023		<0.0025
3/4/2024		<0.0025

ND substitution: RL or RL/2 if <15% NDs.

Prediction Limit

Constituent: Cobalt, Total (mg/L) Analysis Run 3/28/2024 11:53 AM View: Appendix I - Intrawell

Plant Scherer Client: Southern Company Data: Scherer PAC-CCR

	GWC-50	GWC-50
12/22/2010	<0.0025	
2/15/2011	<0.0025	
3/22/2011	<0.0025	
4/27/2011	<0.0025	
10/26/2011	<0.0025	
5/2/2012	<0.0025	
11/8/2012	<0.0025	
5/8/2013	<0.0025	
11/4/2013	<0.0025	
5/24/2014	<0.0025	
11/8/2014	<0.0025	
5/22/2015	<0.0025	
11/13/2015	<0.0025	
4/11/2016	<0.0025	
6/15/2016	<0.0025	
8/10/2016	<0.0025	
10/11/2016	<0.0025	
12/2/2016	<0.0025	
2/13/2017	<0.0025	
4/7/2017	<0.0025	
6/22/2017	<0.0025	
10/10/2017	<0.0025	
3/23/2018	<0.0025	
10/4/2018	<0.0025	
3/28/2019	<0.0025	
9/12/2019	<0.0025	
3/19/2020	<0.0025	
9/10/2020	<0.0025	
4/6/2021	<0.0025	
8/13/2021	0.00074 (J)	
2/14/2022	<0.0025	
8/31/2022	<0.0025	
3/1/2023		0.01
8/3/2023		<0.0025
3/4/2024		<0.0025

ND substitution: RL or RL/2 if <15% NDs.

Prediction Limit

Constituent: Cobalt, Total (mg/L) Analysis Run 3/28/2024 11:53 AM View: Appendix I - Intrawell

Plant Scherer Client: Southern Company Data: Scherer PAC-CCR

	GWC-51	GWC-51
12/22/2010	<0.0025	
2/15/2011	<0.0025	
3/22/2011	<0.0025	
4/27/2011	<0.0025	
10/26/2011	<0.0025	
5/2/2012	<0.0025	
11/8/2012	<0.0025	
5/8/2013	<0.0025	
11/4/2013	<0.0025	
5/24/2014	<0.0025	
11/7/2014	<0.0025	
5/22/2015	<0.0025	
11/13/2015	<0.0025	
4/11/2016	<0.0025	
6/16/2016	<0.0025	
8/10/2016	<0.0025	
10/13/2016	<0.0025	
12/5/2016	<0.0025	
2/13/2017	<0.0025	
4/10/2017	<0.0025	
6/23/2017	<0.0025	
10/11/2017	<0.0025	
3/26/2018	<0.0025	
10/4/2018	<0.0025	
3/27/2019	<0.0025	
9/12/2019	0.00012 (J)	
3/19/2020	<0.0025	
9/11/2020	<0.0025	
4/5/2021	0.0002 (J)	
8/13/2021	0.00059 (J)	
2/15/2022	<0.0025	
8/31/2022	<0.0025	
2/28/2023		<0.0025
8/3/2023		<0.0025
3/4/2024		<0.0025

ND substitution: RL or RL/2 if <15% NDs.

Prediction Limit

Constituent: Cobalt, Total (mg/L) Analysis Run 3/28/2024 11:53 AM View: Appendix I - Intrawell

Plant Scherer Client: Southern Company Data: Scherer PAC-CCR

	GWC-53	GWC-53
12/20/2010	0.0051 (J)	
2/14/2011	0.0038 (J)	
3/21/2011	0.0037 (J)	
4/27/2011	<0.01	
10/26/2011	0.0046 (J)	
5/1/2012	0.0043 (J)	
11/9/2012	0.007 (J)	
5/8/2013	0.0047 (J)	
11/4/2013	0.0096 (J)	
5/24/2014	0.0097 (J)	
11/7/2014	0.012	
5/20/2015	0.011	
11/13/2015	0.013	
4/8/2016	<0.01	
6/16/2016	0.0062 (J)	
8/11/2016	0.0092	
10/13/2016	0.0045	
12/6/2016	0.0043	
2/13/2017	0.011	
4/11/2017	0.012	
6/24/2017	0.011	
10/11/2017	0.016	
3/26/2018	0.0069	
10/4/2018	0.016	
3/28/2019	0.011	
9/12/2019	0.011	
3/19/2020	0.0083	
9/11/2020	0.002 (J)	
4/6/2021	0.0062	
8/13/2021	0.015	
2/14/2022	0.011	
8/31/2022	0.014	
2/28/2023		0.0038
8/3/2023		0.013
3/4/2024		0.0067

ND substitution: RL or RL/2 if <15% NDs.

Prediction Limit

Constituent: Copper, Total (mg/L) Analysis Run 3/28/2024 11:53 AM View: Appendix I - Intrawell

Plant Scherer Client: Southern Company Data: Scherer PAC-CCR

	GWA-21	GWA-21
12/22/2010	<0.002	
2/14/2011	<0.002	
3/22/2011	<0.002	
4/26/2011	<0.002	
10/27/2011	<0.002	
5/1/2012	<0.002	
11/8/2012	<0.002	
5/7/2013	<0.002	
11/4/2013	<0.002	
5/24/2014	<0.002	
11/8/2014	<0.002	
5/21/2015	0.0028 (O)	
11/13/2015	<0.002	
4/6/2016	<0.002	
10/11/2016	<0.002	
4/10/2017	<0.002	
10/9/2017	<0.002	
3/26/2018	<0.002	
10/3/2018	<0.002	
3/27/2019	<0.002	
9/12/2019	<0.002	
3/19/2020	<0.002	
9/10/2020	0.0023	
4/2/2021	<0.002	
8/12/2021	0.00066 (J)	
2/14/2022	<0.002	
8/26/2022	<0.002	
2/28/2023		<0.002
8/2/2023		<0.002
2/29/2024		<0.002

ND substitution: RL or RL/2 if <15% NDs.

Prediction Limit

Constituent: Copper, Total (mg/L) Analysis Run 3/28/2024 11:53 AM View: Appendix I - Intrawell

Plant Scherer Client: Southern Company Data: Scherer PAC-CCR

	GWA-22	GWA-22
12/22/2010	<0.002	
2/14/2011	<0.002	
3/22/2011	<0.002	
4/26/2011	<0.002	
10/27/2011	<0.002	
5/1/2012	<0.002	
11/8/2012	<0.002	
5/7/2013	<0.002	
11/4/2013	<0.002	
5/24/2014	<0.002	
11/8/2014	<0.002	
5/21/2015	0.003 (J)	
11/13/2015	0.078 (O)	
4/8/2016	<0.002	
10/11/2016	<0.002	
4/7/2017	<0.002	
10/9/2017	<0.002	
3/26/2018	<0.002 (D)	
10/3/2018	<0.002	
3/27/2019	<0.002	
9/12/2019	<0.002	
3/19/2020	<0.002	
9/10/2020	<0.002	
4/2/2021	<0.002	
8/12/2021	<0.002	
2/15/2022	0.0015 (J)	
8/26/2022	<0.002	
2/28/2023		<0.002
8/3/2023		<0.002
3/4/2024		0.0025

ND substitution: RL or RL/2 if <15% NDs.

Prediction Limit

Constituent: Copper, Total (mg/L) Analysis Run 3/28/2024 11:53 AM View: Appendix I - Intrawell

Plant Scherer Client: Southern Company Data: Scherer PAC-CCR

	GWA-45	GWA-45
12/20/2010	0.0021 (J)	
2/14/2011	<0.002	
3/21/2011	<0.002	
4/26/2011	<0.002	
10/26/2011	<0.002	
5/1/2012	<0.002	
11/8/2012	0.0034 (J)	
5/8/2013	<0.002	
11/4/2013	<0.002	
5/24/2014	<0.002	
11/7/2014	0.002 (J)	
5/20/2015	0.0024 (J)	
11/13/2015	<0.002	
4/7/2016	<0.002	
10/10/2016	<0.002	
4/7/2017	<0.002	
10/10/2017	<0.002	
3/22/2018	<0.002 (D)	
10/3/2018	<0.002	
3/27/2019	<0.002	
9/12/2019	<0.002	
3/19/2020	0.00072 (J)	
9/11/2020	0.002	
4/2/2021	<0.002	
8/12/2021	<0.002	
2/14/2022	<0.002	
8/31/2022	<0.002	
2/28/2023		<0.002
8/3/2023		<0.002
3/4/2024		0.0068

ND substitution: RL or RL/2 if <15% NDs.

Prediction Limit

Constituent: Copper, Total (mg/L) Analysis Run 3/28/2024 11:53 AM View: Appendix I - Intrawell

Plant Scherer Client: Southern Company Data: Scherer PAC-CCR

	GWA-47	GWA-47
12/20/2010	0.0065 (J)	
2/1/2011	0.018	
3/23/2011	0.022	
4/27/2011	0.02	
10/26/2011	0.0025 (J)	
5/1/2012	0.0022 (J)	
11/8/2012	0.015	
5/7/2013	0.02	
11/5/2013	0.014	
5/23/2014	0.06 (O)	
11/7/2014	0.0032 (J)	
5/21/2015	0.017 (JV)	
11/12/2015	0.01 (J)	
4/8/2016	<0.002	
10/11/2016	0.0051	
4/7/2017	<0.002	
10/10/2017	<0.002	
3/22/2018	<0.002	
10/5/2018	<0.002	
3/27/2019	<0.002	
9/12/2019	<0.002	
3/20/2020	0.0011 (J)	
9/11/2020	<0.002	
4/5/2021	0.0019 (J)	
8/13/2021	<0.002	
2/14/2022	<0.002	
8/31/2022	<0.002	
2/28/2023		<0.002
8/3/2023		<0.002
3/4/2024		<0.002

ND substitution: RL or RL/2 if <15% NDs.

Prediction Limit

Constituent: Copper, Total (mg/L) Analysis Run 3/28/2024 11:53 AM View: Appendix I - Intrawell

Plant Scherer Client: Southern Company Data: Scherer PAC-CCR

	GWA-48	GWA-48
12/21/2010	0.0084 (J)	
2/14/2011	0.013 (O)	
3/23/2011	0.0061 (J)	
4/27/2011	<0.002	
10/25/2011	<0.002	
5/1/2012	0.0027 (J)	
11/8/2012	<0.002	
5/7/2013	0.0039 (J)	
11/5/2013	<0.002	
5/23/2014	0.0029 (J)	
11/7/2014	<0.002	
5/21/2015	0.0031 (J)	
11/12/2015	<0.002	
4/7/2016	<0.002	
10/14/2016	0.0024 (J)	
4/7/2017	<0.002	
10/10/2017	<0.002	
3/23/2018	<0.002	
10/3/2018	<0.002	
3/27/2019	<0.002	
9/12/2019	0.00083 (J)	
3/19/2020	0.0022	
9/11/2020	<0.002	
4/5/2021	0.00093 (J)	
8/12/2021	<0.002	
2/14/2022	<0.002	
8/31/2022	<0.002	
2/28/2023		<0.002
8/3/2023		<0.002
3/4/2024		<0.002

ND substitution: RL or RL/2 if <15% NDs.

Prediction Limit

Constituent: Copper, Total (mg/L) Analysis Run 3/28/2024 11:53 AM View: Appendix I - Intrawell

Plant Scherer Client: Southern Company Data: Scherer PAC-CCR

	GWA-49	GWA-49
12/21/2010	<0.002	
2/14/2011	<0.002	
3/21/2011	<0.002	
4/26/2011	<0.002	
10/26/2011	<0.002	
5/2/2012	<0.002	
11/8/2012	<0.002	
5/8/2013	<0.002	
11/5/2013	<0.002	
5/23/2014	<0.002	
11/7/2014	<0.002	
5/21/2015	<0.002	
11/12/2015	<0.002	
4/7/2016	<0.002	
10/11/2016	<0.002	
4/7/2017	<0.002	
10/10/2017	<0.002	
3/22/2018	<0.002	
10/3/2018	<0.002	
3/27/2019	<0.002	
9/12/2019	<0.002	
3/19/2020	<0.002	
9/10/2020	<0.002	
4/6/2021	<0.002	
8/12/2021	0.0031	
2/14/2022	0.0014 (J)	
8/30/2022	<0.002	
3/1/2023		0.0011 (J)
8/3/2023		<0.002
3/4/2024		<0.002

ND substitution: RL or RL/2 if <15% NDs.

Prediction Limit

Constituent: Copper, Total (mg/L) Analysis Run 3/28/2024 11:53 AM View: Appendix I - Intrawell

Plant Scherer Client: Southern Company Data: Scherer PAC-CCR

	GWC-50	GWC-50
12/22/2010	<0.002	
2/15/2011	<0.002	
3/22/2011	<0.002	
4/27/2011	<0.002	
10/26/2011	<0.002	
5/2/2012	<0.002	
11/8/2012	<0.002	
5/8/2013	<0.002	
11/4/2013	<0.002	
5/24/2014	<0.002	
11/8/2014	<0.002	
5/22/2015	0.0031 (O)	
11/13/2015	<0.002	
4/11/2016	<0.002	
10/11/2016	<0.002	
4/7/2017	<0.002	
10/10/2017	<0.002	
3/23/2018	<0.002	
10/4/2018	<0.002	
3/28/2019	<0.002	
9/12/2019	<0.002	
3/19/2020	<0.002	
9/10/2020	<0.002	
4/6/2021	<0.002	
8/13/2021	0.0046	
2/14/2022	0.0013 (J)	
8/31/2022	<0.002	
3/1/2023		<0.002
8/3/2023		<0.002
3/4/2024		<0.002

ND substitution: RL or RL/2 if <15% NDs.

Prediction Limit

Constituent: Copper, Total (mg/L) Analysis Run 3/28/2024 11:53 AM View: Appendix I - Intrawell

Plant Scherer Client: Southern Company Data: Scherer PAC-CCR

	GWC-51	GWC-51
12/22/2010	<0.002	
2/15/2011	<0.002	
3/22/2011	<0.002	
4/27/2011	<0.002	
10/26/2011	<0.002	
5/2/2012	<0.002	
11/8/2012	<0.002	
5/8/2013	<0.002	
11/4/2013	<0.002	
5/24/2014	<0.002	
11/7/2014	<0.002	
5/22/2015	<0.002	
11/13/2015	<0.002	
4/11/2016	<0.002	
10/13/2016	<0.002	
4/10/2017	<0.002	
10/11/2017	<0.002	
3/26/2018	<0.002	
10/4/2018	<0.002	
3/27/2019	<0.002	
9/12/2019	<0.002	
3/19/2020	<0.002	
9/11/2020	0.0013 (J)	
4/5/2021	<0.002	
8/13/2021	0.0025	
2/15/2022	<0.002	
8/31/2022	<0.002	
2/28/2023		<0.002
8/3/2023		0.0012 (J)
3/4/2024		<0.002

ND substitution: RL or RL/2 if <15% NDs.

Prediction Limit

Constituent: Lead, Total (mg/L) Analysis Run 3/28/2024 11:53 AM View: Appendix I - Intrawell

Plant Scherer Client: Southern Company Data: Scherer PAC-CCR

	GWA-21	GWA-21
12/22/2010	<0.001	
2/14/2011	0.0028 (J)	
3/22/2011	0.0021 (J)	
4/26/2011	0.003 (J)	
10/27/2011	0.0028 (J)	
5/1/2012	<0.001	
11/8/2012	<0.001	
5/7/2013	0.0044 (J)	
11/4/2013	<0.001	
5/24/2014	<0.001	
11/8/2014	<0.001	
5/21/2015	0.0032 (J)	
11/13/2015	<0.001	
4/6/2016	<0.001	
6/14/2016	<0.001	
8/10/2016	<0.001	
10/11/2016	<0.001	
12/2/2016	<0.001	
2/10/2017	<0.001	
4/10/2017	<0.001	
6/23/2017	<0.001	
10/9/2017	<0.001	
3/26/2018	<0.001	
10/3/2018	<0.001	
3/27/2019	<0.001	
9/12/2019	<0.001	
3/19/2020	<0.001	
9/10/2020	0.0022	
4/2/2021	<0.001	
8/12/2021	<0.001	
2/14/2022	<0.001	
8/26/2022	<0.001	
2/28/2023		<0.001
8/2/2023		<0.001
2/29/2024		0.00023 (J)

ND substitution: RL or RL/2 if <15% NDs.

Prediction Limit

Constituent: Lead, Total (mg/L) Analysis Run 3/28/2024 11:53 AM View: Appendix I - Intrawell

Plant Scherer Client: Southern Company Data: Scherer PAC-CCR

	GWA-22	GWA-22
12/22/2010	<0.001	
2/14/2011	<0.001	
3/22/2011	<0.001	
4/26/2011	0.0025 (J)	
10/27/2011	0.0033 (J)	
5/1/2012	<0.001	
11/8/2012	<0.001	
5/7/2013	0.0048 (J)	
11/4/2013	<0.001	
5/24/2014	<0.001	
11/8/2014	0.0021 (J)	
5/21/2015	0.002 (J)	
11/13/2015	<0.001	
4/8/2016	<0.001	
6/14/2016	<0.001	
8/9/2016	<0.001	
10/11/2016	<0.001	
12/5/2016	<0.001	
2/10/2017	<0.001	
4/7/2017	<0.001	
6/26/2017	<0.001	
10/9/2017	<0.001	
3/26/2018	<0.001 (D)	
10/3/2018	<0.001	
3/27/2019	<0.001	
9/12/2019	<0.001	
3/19/2020	<0.001	
9/10/2020	<0.001	
4/2/2021	0.00018 (J)	
8/12/2021	<0.001	
2/15/2022	0.00025 (J)	
8/26/2022	<0.001	
2/28/2023		<0.001
8/3/2023		<0.001
3/4/2024		0.002

ND substitution: RL or RL/2 if <15% NDs.

Prediction Limit

Constituent: Lead, Total (mg/L) Analysis Run 3/28/2024 11:53 AM View: Appendix I - Intrawell

Plant Scherer Client: Southern Company Data: Scherer PAC-CCR

	GWA-45	GWA-45
12/20/2010	<0.001	
2/14/2011	0.0024 (J)	
3/21/2011	<0.001	
4/26/2011	0.0027 (J)	
10/26/2011	0.0026 (J)	
5/1/2012	<0.001	
11/8/2012	0.0023 (J)	
5/8/2013	0.0026 (J)	
11/4/2013	<0.001	
5/24/2014	<0.001	
11/7/2014	<0.001	
5/20/2015	0.005 (J)	
11/13/2015	0.0031 (J)	
4/7/2016	<0.001	
6/14/2016	<0.001	
8/9/2016	<0.001	
10/10/2016	<0.001	
12/2/2016	<0.001	
2/9/2017	<0.001	
4/7/2017	<0.001	
6/22/2017	<0.001	
10/10/2017	<0.001	
3/22/2018	<0.001 (D)	
10/3/2018	<0.001	
3/27/2019	<0.001	
9/12/2019	<0.001	
3/19/2020	0.00019 (J)	
9/11/2020	0.0016	
4/2/2021	<0.001	
8/12/2021	<0.001	
2/14/2022	<0.001	
8/31/2022	<0.001	
2/28/2023		<0.001
8/3/2023		<0.001
3/4/2024		<0.001

ND substitution: RL or RL/2 if <15% NDs.

Prediction Limit

Constituent: Lead, Total (mg/L) Analysis Run 3/28/2024 11:53 AM View: Appendix I - Intrawell

Plant Scherer Client: Southern Company Data: Scherer PAC-CCR

	GWA-46	GWA-46
12/20/2010	<0.001	
2/1/2011	<0.001	
3/21/2011	<0.001	
4/26/2011	0.0024 (J)	
10/27/2011	0.0025 (J)	
5/2/2012	<0.001	
11/8/2012	0.003 (J)	
5/7/2013	0.0029 (J)	
11/4/2013	<0.001	
5/24/2014	<0.001	
11/7/2014	<0.001	
5/20/2015	0.0037 (J)	
11/13/2015	<0.001	
4/7/2016	<0.001	
6/14/2016	<0.001	
8/9/2016	<0.001	
10/10/2016	<0.001	
12/2/2016	<0.001	
2/10/2017	<0.001	
4/7/2017	<0.001	
6/23/2017	<0.001	
10/10/2017	<0.001	
3/23/2018	<0.001	
10/4/2018	<0.001	
3/27/2019	<0.001	
9/12/2019	<0.001	
3/19/2020	<0.001	
9/11/2020	<0.001	
4/5/2021	<0.001	
8/12/2021	<0.001	
2/14/2022	<0.001	
8/31/2022	<0.001	
2/28/2023		<0.001
8/3/2023		<0.001
3/4/2024		<0.001

ND substitution: RL or RL/2 if <15% NDs.

Prediction Limit

Constituent: Lead, Total (mg/L) Analysis Run 3/28/2024 11:53 AM View: Appendix I - Intrawell

Plant Scherer Client: Southern Company Data: Scherer PAC-CCR

	GWA-47	GWA-47
12/20/2010	<0.001	
2/1/2011	0.0027 (J)	
3/23/2011	0.0041 (J)	
4/27/2011	0.0054	
10/26/2011	<0.001	
5/1/2012	<0.001	
11/8/2012	0.0022 (J)	
5/7/2013	0.0062	
11/5/2013	<0.001	
5/23/2014	0.0026 (J)	
11/7/2014	0.0022 (J)	
5/21/2015	0.0049 (J)	
11/12/2015	<0.001	
4/8/2016	<0.001	
6/14/2016	<0.001	
8/9/2016	<0.001	
10/11/2016	<0.001	
12/5/2016	<0.001	
2/10/2017	<0.001	
4/7/2017	<0.001	
6/22/2017	<0.001	
10/10/2017	<0.001	
3/22/2018	0.00096 (J)	
10/5/2018	<0.001	
3/27/2019	<0.001	
9/12/2019	<0.001	
3/20/2020	<0.001	
9/11/2020	<0.001	
4/5/2021	<0.001	
8/13/2021	<0.001	
2/14/2022	<0.001	
8/31/2022	<0.001	
2/28/2023		<0.001
8/3/2023		<0.001
3/4/2024		<0.001

ND substitution: RL or RL/2 if <15% NDs.

Prediction Limit

Constituent: Lead, Total (mg/L) Analysis Run 3/28/2024 11:53 AM View: Appendix I - Intrawell

Plant Scherer Client: Southern Company Data: Scherer PAC-CCR

	GWA-48	GWA-48
12/21/2010	<0.001	
2/14/2011	0.0029 (J)	
3/23/2011	0.0028 (J)	
4/27/2011	0.0038 (J)	
10/25/2011	0.0043 (J)	
5/1/2012	<0.001	
11/8/2012	<0.001	
5/7/2013	0.0064	
11/5/2013	<0.001	
5/23/2014	<0.001	
11/7/2014	0.0026 (J)	
5/21/2015	0.0038 (J)	
11/12/2015	0.0021 (J)	
4/7/2016	<0.001	
6/17/2016	<0.001	
8/10/2016	<0.001	
10/14/2016	<0.001	
12/19/2016	<0.001	
2/13/2017	<0.001	
4/7/2017	<0.001	
6/22/2017	<0.001	
10/10/2017	<0.001	
3/23/2018	<0.001	
10/3/2018	<0.001	
3/27/2019	<0.001	
9/12/2019	<0.001	
3/19/2020	0.0002 (J)	
9/11/2020	<0.001	
4/5/2021	<0.001	
8/12/2021	<0.001	
2/14/2022	<0.001	
8/31/2022	<0.001	
2/28/2023		<0.001
8/3/2023		<0.001
3/4/2024		<0.001

ND substitution: RL or RL/2 if <15% NDs.

Prediction Limit

Constituent: Lead, Total (mg/L) Analysis Run 3/28/2024 11:53 AM View: Appendix I - Intrawell

Plant Scherer Client: Southern Company Data: Scherer PAC-CCR

	GWA-49	GWA-49
12/21/2010	<0.001	
2/14/2011	0.0032 (J)	
3/21/2011	0.0038 (J)	
4/26/2011	0.0046 (J)	
10/26/2011	0.0024 (J)	
5/2/2012	<0.001	
11/8/2012	0.0021 (J)	
5/8/2013	0.006	
11/5/2013	0.0023 (J)	
5/23/2014	<0.001	
11/7/2014	<0.001	
5/21/2015	0.0062 (J)	
11/12/2015	0.0035 (J)	
4/7/2016	<0.001	
6/14/2016	<0.001	
8/9/2016	<0.001	
10/11/2016	<0.001	
12/2/2016	<0.001	
2/9/2017	<0.001	
4/7/2017	<0.001	
6/22/2017	<0.001	
10/10/2017	<0.001	
3/22/2018	<0.001	
10/3/2018	<0.001	
3/27/2019	<0.001	
9/12/2019	<0.001	
3/19/2020	<0.001	
9/10/2020	<0.001	
4/6/2021	<0.001	
8/12/2021	<0.001	
2/14/2022	<0.001	
8/30/2022	<0.001	
3/1/2023		<0.001
8/3/2023		<0.001
3/4/2024		0.00043 (J)

ND substitution: RL or RL/2 if <15% NDs.

Prediction Limit

Constituent: Lead, Total (mg/L) Analysis Run 3/28/2024 11:53 AM View: Appendix I - Intrawell

Plant Scherer Client: Southern Company Data: Scherer PAC-CCR

	GWC-29	GWC-29
12/22/2010	<0.001	
2/15/2011	0.0021 (J)	
3/22/2011	0.0027 (J)	
4/27/2011	0.0024 (J)	
10/26/2011	0.0021 (J)	
5/2/2012	<0.001	
11/8/2012	<0.001	
5/8/2013	0.0035 (J)	
11/4/2013	<0.001	
5/24/2014	<0.001	
11/7/2014	<0.001	
5/22/2015	0.0038 (J)	
11/13/2015	<0.001	
4/11/2016	<0.001	
6/15/2016	<0.001	
8/10/2016	<0.001	
10/11/2016	<0.001	
12/5/2016	<0.001	
2/13/2017	<0.001	
4/10/2017	<0.001	
6/23/2017	<0.001	
10/10/2017	<0.001	
3/26/2018	<0.001	
10/4/2018	<0.001	
3/28/2019	<0.001	
9/12/2019	<0.001	
3/19/2020	<0.001	
9/10/2020	<0.001	
4/6/2021	<0.001	
8/13/2021	<0.001	
2/14/2022	<0.001	
8/31/2022	<0.001	
3/1/2023		<0.001
8/3/2023		<0.001
3/4/2024		<0.001

ND substitution: RL or RL/2 if <15% NDs.

Prediction Limit

Constituent: Lead, Total (mg/L) Analysis Run 3/28/2024 11:53 AM View: Appendix I - Intrawell

Plant Scherer Client: Southern Company Data: Scherer PAC-CCR

	GWC-50	GWC-50
12/22/2010	<0.001	
2/15/2011	0.0028 (J)	
3/22/2011	0.0022 (J)	
4/27/2011	0.0033 (J)	
10/26/2011	0.0028 (J)	
5/2/2012	<0.001	
11/8/2012	<0.001	
5/8/2013	0.0043 (J)	
11/4/2013	<0.001	
5/24/2014	<0.001	
11/8/2014	<0.001	
5/22/2015	0.0042 (J)	
11/13/2015	<0.001	
4/11/2016	<0.001	
6/15/2016	<0.001	
8/10/2016	<0.001	
10/11/2016	<0.001	
12/2/2016	<0.001	
2/13/2017	<0.001	
4/7/2017	<0.001	
6/22/2017	<0.001	
10/10/2017	<0.001	
3/23/2018	<0.001	
10/4/2018	<0.001	
3/28/2019	<0.001	
9/12/2019	<0.001	
3/19/2020	<0.001	
9/10/2020	<0.001	
4/6/2021	<0.001	
8/13/2021	0.00054 (J)	
2/14/2022	0.00019 (J)	
8/31/2022	<0.001	
3/1/2023		<0.001
8/3/2023		<0.001
3/4/2024		<0.001

ND substitution: RL or RL/2 if <15% NDs.

Prediction Limit

Constituent: Lead, Total (mg/L) Analysis Run 3/28/2024 11:53 AM View: Appendix I - Intrawell

Plant Scherer Client: Southern Company Data: Scherer PAC-CCR

	GWC-51	GWC-51
12/22/2010	<0.001	
2/15/2011	0.0032 (J)	
3/22/2011	0.0024 (J)	
4/27/2011	0.0033 (J)	
10/26/2011	0.0023 (J)	
5/2/2012	<0.001	
11/8/2012	<0.001	
5/8/2013	0.0035 (J)	
11/4/2013	<0.001	
5/24/2014	<0.001	
11/7/2014	<0.001	
5/22/2015	0.0035 (J)	
11/13/2015	<0.001	
4/11/2016	<0.001	
6/16/2016	<0.001	
8/10/2016	<0.001	
10/13/2016	<0.001	
12/5/2016	<0.001	
2/13/2017	<0.001	
4/10/2017	<0.001	
6/23/2017	<0.001	
10/11/2017	0.00041 (J)	
3/26/2018	<0.001	
10/4/2018	<0.001	
3/27/2019	<0.001	
9/12/2019	<0.001	
3/19/2020	<0.001	
9/11/2020	0.0015	
4/5/2021	<0.001	
8/13/2021	0.00022 (J)	
2/15/2022	<0.001	
8/31/2022	<0.001	
2/28/2023		<0.001
8/3/2023		<0.001
3/4/2024		<0.001

ND substitution: RL or RL/2 if <15% NDs.

Prediction Limit

Constituent: Lead, Total (mg/L) Analysis Run 3/28/2024 11:53 AM View: Appendix I - Intrawell

Plant Scherer Client: Southern Company Data: Scherer PAC-CCR

	GWC-52	GWC-52
12/21/2010	<0.001	
2/15/2011	0.0034 (J)	
3/21/2011	0.004 (J)	
4/28/2011	0.0036 (J)	
10/26/2011	0.0038 (J)	
5/1/2012	<0.001	
11/9/2012	<0.001	
5/8/2013	0.0059	
11/4/2013	0.0027 (J)	
5/24/2014	<0.001	
11/7/2014	<0.001	
5/22/2015	0.006 (J)	
11/13/2015	0.0024 (J)	
4/11/2016	<0.001	
6/16/2016	<0.001	
8/11/2016	<0.001	
10/13/2016	<0.001	
12/5/2016	<0.001	
2/13/2017	<0.001	
4/11/2017	<0.001	
6/24/2017	<0.001	
10/11/2017	<0.001	
3/26/2018	0.0034 (o)	
10/4/2018	<0.001	
3/28/2019	<0.001	
9/12/2019	<0.001	
3/19/2020	<0.001	
9/11/2020	<0.001	
4/5/2021	<0.001	
8/17/2021	<0.001	
2/14/2022	<0.001	
8/31/2022	<0.001	
3/1/2023		<0.001
8/3/2023		<0.001
3/4/2024		<0.001

ND substitution: RL or RL/2 if <15% NDs.

Prediction Limit

Constituent: Lead, Total (mg/L) Analysis Run 3/28/2024 11:53 AM View: Appendix I - Intrawell

Plant Scherer Client: Southern Company Data: Scherer PAC-CCR

	GWC-53	GWC-53
12/20/2010	<0.001	
2/14/2011	<0.001	
3/21/2011	<0.001	
4/27/2011	<0.001	
10/26/2011	<0.001	
5/1/2012	<0.001	
11/9/2012	<0.001	
5/8/2013	<0.001	
11/4/2013	<0.001	
5/24/2014	<0.001	
11/7/2014	<0.001	
5/20/2015	0.0026 (O)	
11/13/2015	<0.001	
4/8/2016	<0.001	
6/16/2016	<0.001	
8/11/2016	<0.001	
10/13/2016	<0.001	
12/6/2016	<0.001	
2/13/2017	<0.001	
4/11/2017	<0.001	
6/24/2017	<0.001	
10/11/2017	<0.001	
3/26/2018	<0.001	
10/4/2018	<0.001	
3/28/2019	<0.001	
9/12/2019	<0.001	
3/19/2020	<0.001	
9/11/2020	<0.001	
4/6/2021	<0.001	
8/13/2021	0.00017 (J)	
2/14/2022	<0.001	
8/31/2022	<0.001	
2/28/2023		<0.001
8/3/2023		<0.001
3/4/2024		<0.001

ND substitution: RL or RL/2 if <15% NDs.

Prediction Limit

Constituent: Mercury, Total (mg/L) Analysis Run 3/28/2024 11:53 AM View: Appendix I - Intrawell

Plant Scherer Client: Southern Company Data: Scherer PAC-CCR

	GWA-21	GWA-21
12/22/2010	<0.0002	
2/14/2011	<0.0002	
3/22/2011	<0.0002	
4/26/2011	<0.0002	
10/27/2011	<0.0002	
5/1/2012	<0.0002	
11/8/2012	<0.0002	
5/7/2013	<0.0002	
11/4/2013	<0.0002	
5/24/2014	<0.0002	
11/8/2014	<0.0002	
5/21/2015	<0.0002	
11/13/2015	<0.0002	
4/6/2016	<0.0002	
6/14/2016	<0.0002	
8/10/2016	<0.0002	
10/11/2016	<0.0002	
12/2/2016	<0.0002	
2/10/2017	<0.0002	
4/10/2017	<0.0002	
6/23/2017	<0.0002	
10/9/2017	8.7E-05 (J)	
3/26/2018	<0.0002 (X)	
10/3/2018	<0.0002 (X)	
3/27/2019	<0.0002	
9/12/2019	<0.0002	
3/19/2020	<0.0002	
9/10/2020	<0.0002	
4/2/2021	<0.0002	
8/12/2021	<0.0002	
2/14/2022	<0.0002	
8/26/2022	<0.0002	
2/28/2023		<0.0002
8/2/2023		<0.0002
2/29/2024		<0.0002

ND substitution: RL or RL/2 if <15% NDs.

Prediction Limit

Constituent: Mercury, Total (mg/L) Analysis Run 3/28/2024 11:53 AM View: Appendix I - Intrawell

Plant Scherer Client: Southern Company Data: Scherer PAC-CCR

	GWA-22	GWA-22
12/22/2010	<0.0002	
2/14/2011	<0.0002	
3/22/2011	<0.0002	
4/26/2011	<0.0002	
10/27/2011	<0.0002	
5/1/2012	<0.0002	
11/8/2012	<0.0002	
5/7/2013	<0.0002	
11/4/2013	<0.0002	
5/24/2014	<0.0002	
11/8/2014	<0.0002	
5/21/2015	<0.0002	
11/13/2015	<0.0002	
4/8/2016	<0.0002	
6/14/2016	<0.0002	
8/9/2016	<0.0002	
10/11/2016	<0.0002	
12/5/2016	<0.0002	
2/10/2017	<0.0002	
4/7/2017	<0.0002	
6/26/2017	<0.0002	
10/9/2017	8.7E-05 (J)	
3/26/2018	<0.0002 (XD)	
10/3/2018	<0.0002 (X)	
3/27/2019	<0.0002	
9/12/2019	<0.0002	
3/19/2020	<0.0002	
9/10/2020	<0.0002	
4/2/2021	<0.0002	
8/12/2021	<0.0002	
2/15/2022	<0.0002	
8/26/2022	<0.0002	
2/28/2023		<0.0002
8/3/2023		<0.0002
3/4/2024		<0.0002

ND substitution: RL or RL/2 if <15% NDs.

Prediction Limit

Constituent: Mercury, Total (mg/L) Analysis Run 3/28/2024 11:53 AM View: Appendix I - Intrawell

Plant Scherer Client: Southern Company Data: Scherer PAC-CCR

	GWA-45	GWA-45
12/20/2010	<0.0002	
2/14/2011	<0.0002	
3/21/2011	<0.0002	
4/26/2011	<0.0002	
10/26/2011	<0.0002	
5/1/2012	<0.0002	
11/8/2012	<0.0002	
5/8/2013	<0.0002	
11/4/2013	<0.0002	
5/24/2014	<0.0002	
11/7/2014	<0.0002	
5/20/2015	<0.0002	
11/13/2015	<0.0002	
4/7/2016	<0.0002	
6/14/2016	<0.0002	
8/9/2016	<0.0002	
10/10/2016	<0.0002	
12/2/2016	<0.0002	
2/9/2017	<0.0002	
4/7/2017	<0.0002	
6/22/2017	<0.0002	
10/10/2017	8.9E-05 (J)	
3/22/2018	<0.0002 (D)	
10/3/2018	<0.0002 (X)	
3/27/2019	<0.0002	
9/12/2019	<0.0002	
3/19/2020	<0.0002	
9/11/2020	<0.0002	
4/2/2021	<0.0002	
8/12/2021	<0.0002	
2/14/2022	<0.0002	
8/31/2022	<0.0002	
2/28/2023		<0.0002
8/3/2023		<0.0002
3/4/2024		<0.0002

ND substitution: RL or RL/2 if <15% NDs.

Prediction Limit

Constituent: Mercury, Total (mg/L) Analysis Run 3/28/2024 11:53 AM View: Appendix I - Intrawell

Plant Scherer Client: Southern Company Data: Scherer PAC-CCR

	GWA-46	GWA-46
12/20/2010	<0.0002	
2/1/2011	<0.0002	
3/21/2011	<0.0002	
4/26/2011	<0.0002	
10/27/2011	<0.0002	
5/2/2012	<0.0002	
11/8/2012	<0.0002	
5/7/2013	0.00011 (J)	
11/4/2013	<0.0002	
5/24/2014	<0.0002	
11/7/2014	<0.0002	
5/20/2015	<0.0002	
11/13/2015	<0.0002	
4/7/2016	<0.0002	
6/14/2016	<0.0002	
8/9/2016	<0.0002	
10/10/2016	<0.0002	
12/2/2016	<0.0002	
2/10/2017	<0.0002	
4/7/2017	<0.0002	
6/23/2017	<0.0002	
10/10/2017	8.8E-05 (J)	
3/23/2018	<0.0002	
10/4/2018	<0.0002	
3/27/2019	<0.0002	
9/12/2019	<0.0002	
3/19/2020	<0.0002	
9/11/2020	<0.0002	
4/5/2021	<0.0002	
8/12/2021	<0.0002	
2/14/2022	<0.0002	
8/31/2022	<0.0002	
2/28/2023		<0.0002
8/3/2023		<0.0002
3/4/2024		<0.0002

ND substitution: RL or RL/2 if <15% NDs.

Prediction Limit

Constituent: Mercury, Total (mg/L) Analysis Run 3/28/2024 11:53 AM View: Appendix I - Intrawell

Plant Scherer Client: Southern Company Data: Scherer PAC-CCR

	GWA-47	GWA-47
12/20/2010	<0.0002	
2/1/2011	<0.0002	
3/23/2011	<0.0002	
4/27/2011	<0.0002	
10/26/2011	<0.0002	
5/1/2012	<0.0002	
11/8/2012	<0.0002	
5/7/2013	8.1E-05 (J)	
11/5/2013	<0.0002	
5/23/2014	<0.0002	
11/7/2014	<0.0002	
5/21/2015	<0.0002	
11/12/2015	<0.0002	
4/8/2016	<0.0002	
6/14/2016	<0.0002	
8/9/2016	<0.0002	
10/11/2016	<0.0002	
12/5/2016	<0.0002	
2/10/2017	<0.0002	
4/7/2017	<0.0002	
6/22/2017	<0.0002	
10/10/2017	9.2E-05 (J)	
3/22/2018	<0.0002	
10/5/2018	<0.0002	
3/27/2019	<0.0002	
9/12/2019	<0.0002	
3/20/2020	<0.0002	
9/11/2020	<0.0002	
4/5/2021	<0.0002	
8/13/2021	<0.0002	
2/14/2022	<0.0002	
8/31/2022	<0.0002	
2/28/2023		<0.0002
8/3/2023		<0.0002
3/4/2024		<0.0002

ND substitution: RL or RL/2 if <15% NDs.

Prediction Limit

Constituent: Mercury, Total (mg/L) Analysis Run 3/28/2024 11:53 AM View: Appendix I - Intrawell

Plant Scherer Client: Southern Company Data: Scherer PAC-CCR

	GWA-48	GWA-48
12/21/2010	<0.0002	
2/14/2011	<0.0002	
3/23/2011	<0.0002	
4/27/2011	<0.0002	
10/25/2011	<0.0002	
5/1/2012	<0.0002	
11/8/2012	<0.0002	
5/7/2013	8.4E-05 (J)	
11/5/2013	<0.0002	
5/23/2014	<0.0002	
11/7/2014	<0.0002	
5/21/2015	<0.0002	
11/12/2015	<0.0002	
4/7/2016	<0.0002	
6/17/2016	<0.0002	
8/10/2016	<0.0002	
10/14/2016	<0.0002	
12/19/2016	<0.0002	
2/13/2017	<0.0002	
4/7/2017	<0.0002	
6/22/2017	<0.0002	
10/10/2017	9.2E-05 (J)	
3/23/2018	<0.0002	
10/3/2018	<0.0002 (X)	
3/27/2019	<0.0002	
9/12/2019	<0.0002	
3/19/2020	<0.0002	
9/11/2020	<0.0002	
4/5/2021	<0.0002	
8/12/2021	<0.0002	
2/14/2022	<0.0002	
8/31/2022	<0.0002	
2/28/2023		<0.0002
8/3/2023		<0.0002
3/4/2024		<0.0002

ND substitution: RL or RL/2 if <15% NDs.

Prediction Limit

Constituent: Mercury, Total (mg/L) Analysis Run 3/28/2024 11:53 AM View: Appendix I - Intrawell

Plant Scherer Client: Southern Company Data: Scherer PAC-CCR

	GWA-49	GWA-49
12/21/2010	<0.0002	
2/14/2011	<0.0002	
3/21/2011	<0.0002	
4/26/2011	<0.0002	
10/26/2011	<0.0002	
5/2/2012	<0.0002	
11/8/2012	<0.0002	
5/8/2013	<0.0002	
11/5/2013	<0.0002	
5/23/2014	<0.0002	
11/7/2014	<0.0002	
5/21/2015	<0.0002	
11/12/2015	<0.0002	
4/7/2016	<0.0002	
6/14/2016	<0.0002	
8/9/2016	<0.0002	
10/11/2016	<0.0002	
12/2/2016	<0.0002	
2/9/2017	<0.0002	
4/7/2017	<0.0002	
6/22/2017	<0.0002	
10/10/2017	8.8E-05 (J)	
3/22/2018	<0.0002	
10/3/2018	<0.0002 (X)	
3/27/2019	<0.0002	
9/12/2019	<0.0002	
3/19/2020	<0.0002	
9/10/2020	<0.0002	
4/6/2021	<0.0002	
8/12/2021	<0.0002	
2/14/2022	<0.0002	
8/30/2022	<0.0002	
3/1/2023		<0.0002
8/3/2023		<0.0002
3/4/2024		<0.0002

ND substitution: RL or RL/2 if <15% NDs.

Prediction Limit

Constituent: Mercury, Total (mg/L) Analysis Run 3/28/2024 11:53 AM View: Appendix I - Intrawell

Plant Scherer Client: Southern Company Data: Scherer PAC-CCR

	GWC-29	GWC-29
12/22/2010	<0.0002	
2/15/2011	<0.0002	
3/22/2011	<0.0002	
4/27/2011	<0.0002	
10/26/2011	<0.0002	
5/2/2012	<0.0002	
11/8/2012	<0.0002	
5/8/2013	<0.0002	
11/4/2013	<0.0002	
5/24/2014	<0.0002	
11/7/2014	<0.0002	
5/22/2015	<0.0002	
11/13/2015	<0.0002	
4/11/2016	<0.0002	
6/15/2016	<0.0002	
8/10/2016	<0.0002	
10/11/2016	<0.0002	
12/5/2016	<0.0002	
2/13/2017	<0.0002	
4/10/2017	<0.0002	
6/23/2017	<0.0002	
10/10/2017	9.1E-05 (J)	
3/26/2018	<0.0002	
10/4/2018	<0.0002	
3/28/2019	<0.0002	
9/12/2019	<0.0002	
3/19/2020	<0.0002	
9/10/2020	<0.0002	
4/6/2021	<0.0002	
8/13/2021	<0.0002	
2/14/2022	<0.0002	
8/31/2022	<0.0002	
3/1/2023		<0.0002
8/3/2023		<0.0002
3/4/2024		<0.0002

ND substitution: RL or RL/2 if <15% NDs.

Prediction Limit

Constituent: Mercury, Total (mg/L) Analysis Run 3/28/2024 11:53 AM View: Appendix I - Intrawell

Plant Scherer Client: Southern Company Data: Scherer PAC-CCR

	GWC-50	GWC-50
12/22/2010	<0.0002	
2/15/2011	<0.0002	
3/22/2011	<0.0002	
4/27/2011	<0.0002	
10/26/2011	<0.0002	
5/2/2012	<0.0002	
11/8/2012	<0.0002	
5/8/2013	<0.0002	
11/4/2013	<0.0002	
5/24/2014	<0.0002	
11/8/2014	<0.0002	
5/22/2015	<0.0002	
11/13/2015	<0.0002	
4/11/2016	<0.0002	
6/15/2016	<0.0002	
8/10/2016	<0.0002	
10/11/2016	<0.0002	
12/2/2016	<0.0002	
2/13/2017	<0.0002	
4/7/2017	<0.0002	
6/22/2017	<0.0002	
10/10/2017	8.9E-05 (J)	
3/23/2018	<0.0002 (X)	
10/4/2018	<0.0002	
3/28/2019	<0.0002	
9/12/2019	<0.0002	
3/19/2020	<0.0002	
9/10/2020	<0.0002	
4/6/2021	<0.0002	
8/13/2021	<0.0002	
2/14/2022	<0.0002	
8/31/2022	<0.0002	
3/1/2023		<0.0002
8/3/2023		<0.0002
3/4/2024		<0.0002

ND substitution: RL or RL/2 if <15% NDs.

Prediction Limit

Constituent: Mercury, Total (mg/L) Analysis Run 3/28/2024 11:53 AM View: Appendix I - Intrawell

Plant Scherer Client: Southern Company Data: Scherer PAC-CCR

	GWC-52	GWC-52
12/21/2010	<0.0002	
2/15/2011	<0.0002	
3/21/2011	<0.0002	
4/28/2011	<0.0002	
10/26/2011	8.2E-05	
5/1/2012	<0.0002	
11/9/2012	<0.0002	
5/8/2013	<0.0002	
11/4/2013	<0.0002	
5/24/2014	<0.0002	
11/7/2014	<0.0002	
5/22/2015	<0.0002	
11/13/2015	<0.0002	
4/11/2016	<0.0002	
6/16/2016	<0.0002	
8/11/2016	<0.0002	
10/13/2016	<0.0002	
12/5/2016	<0.0002	
2/13/2017	<0.0002	
4/11/2017	<0.0002	
6/24/2017	<0.0002	
10/11/2017	<0.0002	
3/26/2018	<0.0002	
10/4/2018	<0.0002	
3/28/2019	<0.0002	
9/12/2019	<0.0002	
3/19/2020	<0.0002	
9/11/2020	<0.0002	
4/5/2021	<0.0002	
8/17/2021	<0.0002	
2/14/2022	<0.0002	
8/31/2022	<0.0002	
3/1/2023		<0.0002
8/3/2023		9E-05 (J)
3/4/2024		<0.0002

ND substitution: RL or RL/2 if <15% NDs.

Prediction Limit

Constituent: Nickel, Total (mg/L) Analysis Run 3/28/2024 11:53 AM View: Appendix I - Intrawell

Plant Scherer Client: Southern Company Data: Scherer PAC-CCR

	GWA-21	GWA-21
12/22/2010	<0.001	
2/14/2011	<0.001	
3/22/2011	<0.001	
4/26/2011	<0.001	
10/27/2011	<0.001	
5/1/2012	<0.001	
11/8/2012	<0.001	
5/7/2013	<0.001	
11/4/2013	<0.001	
5/24/2014	<0.001	
11/8/2014	<0.001	
5/21/2015	<0.001	
11/13/2015	<0.001	
4/6/2016	<0.001	
10/11/2016	<0.001	
4/10/2017	<0.001	
10/9/2017	0.0024 (O)	
3/26/2018	<0.001	
10/3/2018	<0.001	
3/27/2019	<0.001	
9/12/2019	0.00097 (J)	
3/19/2020	0.00037 (J)	
9/10/2020	0.00095 (J)	
4/2/2021	0.00046 (J)	
8/12/2021	0.0011	
2/14/2022	<0.001	
8/26/2022	0.0012	
2/28/2023		0.0015
8/2/2023		0.00086 (J)
2/29/2024		0.00097 (J)

ND substitution: RL or RL/2 if <15% NDs.

Prediction Limit

Constituent: Nickel, Total (mg/L) Analysis Run 3/28/2024 11:53 AM View: Appendix I - Intrawell

Plant Scherer Client: Southern Company Data: Scherer PAC-CCR

	GWA-22	GWA-22
12/22/2010	0.003 (O)	
2/14/2011	<0.001	
3/22/2011	<0.001	
4/26/2011	<0.001	
10/27/2011	<0.001	
5/1/2012	<0.001	
11/8/2012	<0.001	
5/7/2013	<0.001	
11/4/2013	<0.001	
5/24/2014	<0.001	
11/8/2014	<0.001	
5/21/2015	<0.001	
11/13/2015	<0.001	
4/8/2016	<0.001	
10/11/2016	<0.001	
4/7/2017	<0.001	
10/9/2017	<0.001	
3/26/2018	<0.001 (D)	
10/3/2018	<0.001	
3/27/2019	<0.001	
9/12/2019	<0.001	
3/19/2020	<0.001	
9/10/2020	<0.001	
4/2/2021	0.00049 (J)	
8/12/2021	0.00042 (J)	
2/15/2022	0.0014	
8/26/2022	0.00065 (J)	
2/28/2023		0.00091 (J)
8/3/2023		0.00067 (J)
3/4/2024		0.00055 (J)

ND substitution: RL or RL/2 if <15% NDs.

Prediction Limit

Constituent: Nickel, Total (mg/L) Analysis Run 3/28/2024 11:53 AM View: Appendix I - Intrawell

Plant Scherer Client: Southern Company Data: Scherer PAC-CCR

	GWA-45	GWA-45
12/20/2010	<0.001	
2/14/2011	<0.001	
3/21/2011	<0.001	
4/26/2011	<0.001	
10/26/2011	<0.001	
5/1/2012	<0.001	
11/8/2012	<0.001	
5/8/2013	<0.001	
11/4/2013	<0.001	
5/24/2014	<0.001	
11/7/2014	<0.001	
5/20/2015	<0.001	
11/13/2015	<0.001	
4/7/2016	<0.001	
10/10/2016	<0.001	
4/7/2017	<0.001	
10/10/2017	<0.001	
3/22/2018	<0.001 (D)	
10/3/2018	<0.001	
3/27/2019	<0.001	
9/12/2019	0.00061 (J)	
3/19/2020	0.00074 (J)	
9/11/2020	0.001	
4/2/2021	0.00077 (J)	
8/12/2021	0.00092 (J)	
2/14/2022	<0.001	
8/31/2022	0.00065 (J)	
2/28/2023		0.00064 (J)
8/3/2023		0.00067 (J)
3/4/2024		0.0011

ND substitution: RL or RL/2 if <15% NDs.

Prediction Limit

Constituent: Nickel, Total (mg/L) Analysis Run 3/28/2024 11:53 AM View: Appendix I - Intrawell

Plant Scherer Client: Southern Company Data: Scherer PAC-CCR

	GWA-46	GWA-46
12/20/2010	<0.001	
2/1/2011	<0.001	
3/21/2011	<0.001	
4/26/2011	<0.001	
10/27/2011	<0.001	
5/2/2012	<0.001	
11/8/2012	0.0035 (O)	
5/7/2013	<0.001	
11/4/2013	<0.001	
5/24/2014	<0.001	
11/7/2014	<0.001	
5/20/2015	<0.001	
11/13/2015	<0.001	
4/7/2016	<0.001	
10/10/2016	<0.001	
4/7/2017	<0.001	
10/10/2017	<0.001	
3/23/2018	<0.001	
10/4/2018	<0.001	
3/27/2019	<0.001	
9/12/2019	0.0004 (J)	
3/19/2020	<0.001	
9/11/2020	<0.001	
4/5/2021	<0.001	
8/12/2021	<0.001	
2/14/2022	<0.001	
8/31/2022	0.00056 (J)	
2/28/2023		<0.001
8/3/2023		0.00045 (J)
3/4/2024		<0.001

ND substitution: RL or RL/2 if <15% NDs.

Prediction Limit

Constituent: Nickel, Total (mg/L) Analysis Run 3/28/2024 11:53 AM View: Appendix I - Intrawell

Plant Scherer Client: Southern Company Data: Scherer PAC-CCR

	GWA-47	GWA-47
12/20/2010	<0.001	
2/1/2011	0.0072	
3/23/2011	<0.001	
4/27/2011	<0.001	
10/26/2011	<0.001	
5/1/2012	<0.001	
11/8/2012	0.0066	
5/7/2013	0.022	
11/5/2013	0.0093	
5/23/2014	0.0045 (J)	
11/7/2014	0.0049 (J)	
5/21/2015	0.012	
11/12/2015	0.019	
4/8/2016	<0.001	
10/11/2016	<0.001	
4/7/2017	<0.001	
10/10/2017	<0.001	
3/22/2018	<0.001	
10/5/2018	<0.001	
3/27/2019	<0.001	
9/12/2019	<0.001	
3/20/2020	<0.001	
9/11/2020	<0.001	
4/5/2021	<0.001	
8/13/2021	<0.001	
2/14/2022	<0.001	
8/31/2022	<0.001	
2/28/2023		<0.001
8/3/2023		<0.001
3/4/2024		<0.001

ND substitution: RL or RL/2 if <15% NDs.

Prediction Limit

Constituent: Nickel, Total (mg/L) Analysis Run 3/28/2024 11:53 AM View: Appendix I - Intrawell

Plant Scherer Client: Southern Company Data: Scherer PAC-CCR

	GWA-48	GWA-48
12/21/2010	0.0052	
2/14/2011	0.016	
3/23/2011	<0.001	
4/27/2011	<0.001	
10/25/2011	<0.001	
5/1/2012	0.0035 (J)	
11/8/2012	0.0046 (J)	
5/7/2013	0.0087	
11/5/2013	0.0036 (J)	
5/23/2014	<0.001	
11/7/2014	0.0064	
5/21/2015	0.0045 (J)	
11/12/2015	0.0036 (J)	
4/7/2016	<0.001	
10/14/2016	<0.001	
4/7/2017	<0.001	
10/10/2017	<0.001	
3/23/2018	<0.001	
10/3/2018	<0.001	
3/27/2019	<0.001	
9/12/2019	<0.001	
3/19/2020	0.0004 (J)	
9/11/2020	<0.001	
4/5/2021	0.00034 (J)	
8/12/2021	<0.001	
2/14/2022	<0.001	
8/31/2022	<0.001	
2/28/2023		<0.001
8/3/2023		<0.001
3/4/2024		<0.001

ND substitution: RL or RL/2 if <15% NDs.

Prediction Limit

Constituent: Nickel, Total (mg/L) Analysis Run 3/28/2024 11:53 AM View: Appendix I - Intrawell

Plant Scherer Client: Southern Company Data: Scherer PAC-CCR

	GWA-49	GWA-49
12/21/2010	<0.001	
2/14/2011	<0.001	
3/21/2011	<0.001	
4/26/2011	<0.001	
10/26/2011	<0.001	
5/2/2012	<0.001	
11/8/2012	<0.001	
5/8/2013	<0.001	
11/5/2013	<0.001	
5/23/2014	<0.001	
11/7/2014	<0.001	
5/21/2015	<0.001	
11/12/2015	<0.001	
4/7/2016	<0.001	
10/11/2016	<0.001	
4/7/2017	<0.001	
10/10/2017	<0.001	
3/22/2018	<0.001	
10/3/2018	<0.001	
3/27/2019	<0.001	
9/12/2019	0.00043 (J)	
3/19/2020	<0.001	
9/10/2020	0.00062 (J)	
4/6/2021	<0.001	
8/12/2021	0.0019	
2/14/2022	0.00088 (J)	
8/30/2022	0.00074 (J)	
3/1/2023		<0.001
8/3/2023		0.00046 (J)
3/4/2024		<0.001

ND substitution: RL or RL/2 if <15% NDs.

Prediction Limit

Constituent: Nickel, Total (mg/L) Analysis Run 3/28/2024 11:53 AM View: Appendix I - Intrawell

Plant Scherer Client: Southern Company Data: Scherer PAC-CCR

	GWC-29	GWC-29
12/22/2010	<0.0047	
2/15/2011	<0.0047	
3/22/2011	<0.0047	
4/27/2011	<0.0047	
10/26/2011	<0.0047	
5/2/2012	<0.0047	
11/8/2012	<0.0047	
5/8/2013	<0.0047	
11/4/2013	<0.0047	
5/24/2014	<0.0047	
11/7/2014	<0.0047	
5/22/2015	0.0032 (J)	
11/13/2015	<0.0047	
4/11/2016	0.00388 (J)	
10/11/2016	<0.0047	
4/10/2017	0.0042	
10/10/2017	0.0037	
3/26/2018	0.0037	
10/4/2018	0.0037	
3/28/2019	0.0038	
9/12/2019	0.0035	
3/19/2020	0.0039	
9/10/2020	0.0035	
4/6/2021	0.0042	
8/13/2021	0.0037	
2/14/2022	0.0034	
8/31/2022	0.0033	
3/1/2023		0.0038
8/3/2023		0.0031
3/4/2024		0.0028

ND substitution: RL or RL/2 if <15% NDs.

Prediction Limit

Constituent: Nickel, Total (mg/L) Analysis Run 3/28/2024 11:53 AM View: Appendix I - Intrawell

Plant Scherer Client: Southern Company Data: Scherer PAC-CCR

	GWC-50	GWC-50
12/22/2010	<0.0018	
2/15/2011	<0.0018	
3/22/2011	<0.0018	
4/27/2011	<0.0018	
10/26/2011	<0.0018	
5/2/2012	<0.0018	
11/8/2012	<0.0018	
5/8/2013	<0.0018	
11/4/2013	<0.0018	
5/24/2014	<0.0018	
11/8/2014	<0.0018	
5/22/2015	<0.0018	
11/13/2015	<0.0018	
4/11/2016	<0.0018	
10/11/2016	<0.0018	
4/7/2017	<0.0018	
10/10/2017	<0.0018	
3/23/2018	<0.0018	
10/4/2018	<0.0018	
3/28/2019	<0.0018	
9/12/2019	0.0012	
3/19/2020	0.0015	
9/10/2020	0.0017	
4/6/2021	0.0019	
8/13/2021	0.0036	
2/14/2022	0.0026	
8/31/2022	0.0031	
3/1/2023		0.0073
8/3/2023		0.0033
3/4/2024		0.0029

ND substitution: RL or RL/2 if <15% NDs.

Prediction Limit

Constituent: Nickel, Total (mg/L) Analysis Run 3/28/2024 11:53 AM View: Appendix I - Intrawell

Plant Scherer Client: Southern Company Data: Scherer PAC-CCR

	GWC-51	GWC-51
12/22/2010	<0.0025	
2/15/2011	<0.0025	
3/22/2011	<0.0025	
4/27/2011	<0.0025	
10/26/2011	<0.0025	
5/2/2012	<0.0025	
11/8/2012	<0.0025	
5/8/2013	<0.0025	
11/4/2013	<0.0025	
5/24/2014	<0.0025	
11/7/2014	<0.0025	
5/22/2015	<0.0025	
11/13/2015	<0.0025	
4/11/2016	<0.0025	
10/13/2016	<0.0025	
4/10/2017	<0.0025	
10/11/2017	0.0018 (J)	
3/26/2018	0.0021 (J)	
10/4/2018	0.0024 (J)	
3/27/2019	0.0024 (J)	
9/12/2019	0.0019	
3/19/2020	0.0021	
9/11/2020	0.002	
4/5/2021	0.002	
8/13/2021	0.0034	
2/15/2022	0.0024	
8/31/2022	0.0025	
2/28/2023		0.0028
8/3/2023		0.0028
3/4/2024		0.0024

ND substitution: RL or RL/2 if <15% NDs.

Prediction Limit

Constituent: Nickel, Total (mg/L) Analysis Run 3/28/2024 11:53 AM View: Appendix I - Intrawell

Plant Scherer Client: Southern Company Data: Scherer PAC-CCR

	GWC-53	GWC-53
12/20/2010	0.006	
2/14/2011	0.0067	
3/21/2011	0.0066	
4/27/2011	0.0077	
10/26/2011	0.0063	
5/1/2012	0.0068	
11/9/2012	0.0067	
5/8/2013	0.0066	
11/4/2013	0.0072	
5/24/2014	0.0053	
11/7/2014	0.0052	
5/20/2015	0.0067	
11/13/2015	0.0063	
4/8/2016	<0.0073	
10/13/2016	<0.0073	
4/11/2017	0.0075	
10/11/2017	0.0072	
3/26/2018	0.0075	
10/4/2018	0.0073	
3/28/2019	0.0069	
9/12/2019	0.007	
3/19/2020	0.007	
9/11/2020	0.0074	
4/6/2021	0.0072	
8/13/2021	0.0073	
2/14/2022	0.0071	
8/31/2022	0.0069	
2/28/2023		0.0073
8/3/2023		0.0071
3/4/2024		0.0077

ND substitution: RL or RL/2 if <15% NDs.

Prediction Limit

Constituent: Selenium, Total (mg/L) Analysis Run 3/28/2024 11:53 AM View: Appendix I - Intrawell

Plant Scherer Client: Southern Company Data: Scherer PAC-CCR

	GWA-22	GWA-22
12/22/2010	<0.005	
2/14/2011	<0.005	
3/22/2011	<0.005	
4/26/2011	<0.005	
10/27/2011	<0.005	
5/1/2012	<0.005	
11/8/2012	<0.005	
5/7/2013	<0.005	
11/4/2013	0.0048	
5/24/2014	<0.005	
11/8/2014	<0.005	
5/21/2015	0.0041	
11/13/2015	<0.005	
4/8/2016	<0.005	
6/14/2016	<0.005	
8/9/2016	<0.005	
10/11/2016	<0.005	
12/5/2016	<0.005	
2/10/2017	0.0032	
4/7/2017	<0.005	
6/26/2017	<0.005	
10/9/2017	<0.005	
3/26/2018	<0.005 (D)	
10/3/2018	<0.005	
3/27/2019	<0.005	
9/12/2019	<0.005	
3/19/2020	<0.005	
9/10/2020	<0.005	
4/2/2021	<0.005	
8/12/2021	<0.005	
2/15/2022	<0.005	
8/26/2022	<0.005	
2/28/2023		<0.005
8/3/2023		<0.005
3/4/2024		<0.005

ND substitution: RL or RL/2 if <15% NDs.

Prediction Limit

Constituent: Selenium, Total (mg/L) Analysis Run 3/28/2024 11:53 AM View: Appendix I - Intrawell

Plant Scherer Client: Southern Company Data: Scherer PAC-CCR

	GWA-45	GWA-45
12/20/2010	<0.005	
2/14/2011	<0.005	
3/21/2011	<0.005	
4/26/2011	<0.005	
10/26/2011	<0.005	
5/1/2012	<0.005	
11/8/2012	<0.005	
5/8/2013	0.0048	
11/4/2013	<0.005	
5/24/2014	0.0042	
11/7/2014	<0.005	
5/20/2015	0.0093 (O)	
11/13/2015	0.0061 (O)	
4/7/2016	<0.005	
6/14/2016	<0.005	
8/9/2016	<0.005	
10/10/2016	<0.005	
12/2/2016	<0.005	
2/9/2017	<0.005	
4/7/2017	<0.005	
6/22/2017	<0.005	
10/10/2017	0.00033 (J)	
3/22/2018	<0.005 (D)	
10/3/2018	<0.005	
3/27/2019	<0.005	
9/12/2019	<0.005	
3/19/2020	<0.005	
9/11/2020	<0.005	
4/2/2021	<0.005	
8/12/2021	<0.005	
2/14/2022	<0.005	
8/31/2022	<0.005	
2/28/2023		0.00076 (J)
8/3/2023		<0.005
3/4/2024		<0.005

ND substitution: RL or RL/2 if <15% NDs.

Prediction Limit

Constituent: Selenium, Total (mg/L) Analysis Run 3/28/2024 11:53 AM View: Appendix I - Intrawell

Plant Scherer Client: Southern Company Data: Scherer PAC-CCR

	GWA-47	GWA-47
12/20/2010	<0.005	
2/1/2011	<0.005	
3/23/2011	<0.005	
4/27/2011	<0.005	
10/26/2011	<0.005	
5/1/2012	<0.005	
11/8/2012	<0.005	
5/7/2013	<0.005	
11/5/2013	0.0064 (O)	
5/23/2014	<0.005	
11/7/2014	<0.005	
5/21/2015	<0.005	
11/12/2015	<0.005	
4/8/2016	<0.005	
6/14/2016	<0.005	
8/9/2016	<0.005	
10/11/2016	<0.005	
12/5/2016	<0.005	
2/10/2017	<0.005	
4/7/2017	<0.005	
6/22/2017	0.0021	
10/10/2017	<0.005	
3/22/2018	<0.005	
10/5/2018	<0.005	
3/27/2019	<0.005	
9/12/2019	<0.005	
3/20/2020	<0.005	
9/11/2020	<0.005	
4/5/2021	<0.005	
8/13/2021	<0.005	
2/14/2022	<0.005	
8/31/2022	<0.005	
2/28/2023		<0.005
8/3/2023		<0.005
3/4/2024		<0.005

ND substitution: RL or RL/2 if <15% NDs.

Prediction Limit

Constituent: Selenium, Total (mg/L) Analysis Run 3/28/2024 11:53 AM View: Appendix I - Intrawell

Plant Scherer Client: Southern Company Data: Scherer PAC-CCR

	GWA-48	GWA-48
12/21/2010	<0.005	
2/14/2011	<0.005	
3/23/2011	<0.005	
4/27/2011	<0.005	
10/25/2011	<0.005	
5/1/2012	<0.005	
11/8/2012	<0.005	
5/7/2013	0.0046	
11/5/2013	0.0047	
5/23/2014	<0.005	
11/7/2014	<0.005	
5/21/2015	0.0077 (O)	
11/12/2015	<0.005	
4/7/2016	<0.005	
6/17/2016	<0.005	
8/10/2016	<0.005	
10/14/2016	<0.005	
12/19/2016	<0.005	
2/13/2017	<0.005	
4/7/2017	<0.005	
6/22/2017	<0.005	
10/10/2017	<0.005	
3/23/2018	<0.005	
10/3/2018	<0.005	
3/27/2019	<0.005	
9/12/2019	<0.005	
3/19/2020	<0.005	
9/11/2020	<0.005	
4/5/2021	<0.005	
8/12/2021	<0.005	
2/14/2022	<0.005	
8/31/2022	<0.005	
2/28/2023		<0.005
8/3/2023		<0.005
3/4/2024		<0.005

ND substitution: RL or RL/2 if <15% NDs.

Prediction Limit

Constituent: Selenium, Total (mg/L) Analysis Run 3/28/2024 11:53 AM View: Appendix I - Intrawell

Plant Scherer Client: Southern Company Data: Scherer PAC-CCR

	GWA-49	GWA-49
12/21/2010	<0.005	
2/14/2011	<0.005	
3/21/2011	<0.005	
4/26/2011	<0.005	
10/26/2011	<0.005	
5/2/2012	<0.005	
11/8/2012	<0.005	
5/8/2013	<0.005	
11/5/2013	<0.005	
5/23/2014	<0.005	
11/7/2014	<0.005	
5/21/2015	0.0041	
11/12/2015	<0.005	
4/7/2016	<0.005	
6/14/2016	<0.005	
8/9/2016	<0.005	
10/11/2016	<0.005	
12/2/2016	<0.005	
2/9/2017	<0.005	
4/7/2017	0.00092 (J)	
6/22/2017	<0.005	
10/10/2017	<0.005	
3/22/2018	<0.005	
10/3/2018	<0.005	
3/27/2019	<0.005	
9/12/2019	<0.005	
3/19/2020	<0.005	
9/10/2020	<0.005	
4/6/2021	<0.005	
8/12/2021	<0.005	
2/14/2022	<0.005	
8/30/2022	<0.005	
3/1/2023		<0.005
8/3/2023		<0.005
3/4/2024		<0.005

ND substitution: RL or RL/2 if <15% NDs.

Prediction Limit

Constituent: Selenium, Total (mg/L) Analysis Run 3/28/2024 11:53 AM View: Appendix I - Intrawell

Plant Scherer Client: Southern Company Data: Scherer PAC-CCR

	GWC-29	GWC-29
12/22/2010	<0.005	
2/15/2011	<0.005	
3/22/2011	<0.005	
4/27/2011	<0.005	
10/26/2011	<0.005	
5/2/2012	<0.005	
11/8/2012	<0.005	
5/8/2013	<0.005	
11/4/2013	<0.005	
5/24/2014	0.0044	
11/7/2014	<0.005	
5/22/2015	<0.005	
11/13/2015	<0.005	
4/11/2016	<0.005	
6/15/2016	<0.005	
8/10/2016	<0.005	
10/11/2016	<0.005	
12/5/2016	<0.005	
2/13/2017	<0.005	
4/10/2017	<0.005	
6/23/2017	<0.005	
10/10/2017	<0.005	
3/26/2018	<0.005	
10/4/2018	0.00032 (J)	
3/28/2019	<0.005	
9/12/2019	<0.005	
3/19/2020	<0.005	
9/10/2020	<0.005	
4/6/2021	<0.005	
8/13/2021	<0.005	
2/14/2022	<0.005	
8/31/2022	<0.005	
3/1/2023		<0.005
8/3/2023		<0.005
3/4/2024		<0.005

ND substitution: RL or RL/2 if <15% NDs.

Prediction Limit

Constituent: Selenium, Total (mg/L) Analysis Run 3/28/2024 11:53 AM View: Appendix I - Intrawell

Plant Scherer Client: Southern Company Data: Scherer PAC-CCR

	GWC-50	GWC-50
12/22/2010	<0.005	
2/15/2011	<0.005	
3/22/2011	<0.005	
4/27/2011	<0.005	
10/26/2011	<0.005	
5/2/2012	<0.005	
11/8/2012	<0.005	
5/8/2013	0.0042	
11/4/2013	<0.005	
5/24/2014	<0.005	
11/8/2014	<0.005	
5/22/2015	<0.005	
11/13/2015	<0.005	
4/11/2016	<0.005	
6/15/2016	<0.005	
8/10/2016	<0.005	
10/11/2016	<0.005	
12/2/2016	<0.005	
2/13/2017	<0.005	
4/7/2017	0.0021	
6/22/2017	<0.005	
10/10/2017	<0.005	
3/23/2018	<0.005	
10/4/2018	<0.005	
3/28/2019	<0.005	
9/12/2019	<0.005	
3/19/2020	<0.005	
9/10/2020	<0.005	
4/6/2021	<0.005	
8/13/2021	<0.005	
2/14/2022	<0.005	
8/31/2022	<0.005	
3/1/2023		<0.005
8/3/2023		<0.005
3/4/2024		<0.005

ND substitution: RL or RL/2 if <15% NDs.

Prediction Limit

Constituent: Selenium, Total (mg/L) Analysis Run 3/28/2024 11:53 AM View: Appendix I - Intrawell

Plant Scherer Client: Southern Company Data: Scherer PAC-CCR

	GWC-52	GWC-52
12/21/2010	<0.005	
2/15/2011	<0.005	
3/21/2011	<0.005	
4/28/2011	<0.005	
10/26/2011	<0.005	
5/1/2012	<0.005	
11/9/2012	<0.005	
5/8/2013	<0.005	
11/4/2013	0.0049	
5/24/2014	<0.005	
11/7/2014	<0.005	
5/22/2015	0.0067 (O)	
11/13/2015	<0.005	
4/11/2016	<0.005	
6/16/2016	<0.005	
8/11/2016	0.00036 (J)	
10/13/2016	0.00035 (J)	
12/5/2016	<0.005	
2/13/2017	<0.005	
4/11/2017	0.0027	
6/24/2017	<0.005	
10/11/2017	<0.005	
3/26/2018	<0.005	
10/4/2018	0.0004 (J)	
3/28/2019	<0.005	
9/12/2019	<0.005	
3/19/2020	<0.005	
9/11/2020	<0.005	
4/5/2021	<0.005	
8/17/2021	<0.005	
2/14/2022	<0.005	
8/31/2022	<0.005	
3/1/2023		0.00099 (J)
8/3/2023		<0.005
3/4/2024		<0.005

ND substitution: RL or RL/2 if <15% NDs.

Prediction Limit

Constituent: Selenium, Total (mg/L) Analysis Run 3/28/2024 11:53 AM View: Appendix I - Intrawell

Plant Scherer Client: Southern Company Data: Scherer PAC-CCR

	GWC-53	GWC-53
12/20/2010	<0.005	
2/14/2011	<0.005	
3/21/2011	<0.005	
4/27/2011	<0.005	
10/26/2011	<0.005	
5/1/2012	<0.005	
11/9/2012	<0.005	
5/8/2013	<0.005	
11/4/2013	<0.005	
5/24/2014	<0.005	
11/7/2014	<0.005	
5/20/2015	<0.005	
11/13/2015	<0.005	
4/8/2016	<0.005	
6/16/2016	<0.005	
8/11/2016	<0.005	
10/13/2016	0.00046 (J)	
12/6/2016	<0.005	
2/13/2017	0.0025	
4/11/2017	0.00089 (J)	
6/24/2017	<0.005	
10/11/2017	<0.005	
3/26/2018	<0.005	
10/4/2018	<0.005	
3/28/2019	<0.005	
9/12/2019	<0.005	
3/19/2020	<0.005	
9/11/2020	<0.005	
4/6/2021	<0.005	
8/13/2021	<0.005	
2/14/2022	<0.005	
8/31/2022	<0.005	
2/28/2023		<0.005
8/3/2023		<0.005
3/4/2024		<0.005

ND substitution: RL or RL/2 if <15% NDs.

Prediction Limit

Constituent: Thallium, Total (mg/L) Analysis Run 3/28/2024 11:53 AM View: Appendix I - Intrawell

Plant Scherer Client: Southern Company Data: Scherer PAC-CCR

	GWA-21	GWA-21
12/22/2010	<0.001	
2/14/2011	<0.001	
3/22/2011	<0.001	
4/26/2011	<0.001	
10/27/2011	<0.001	
5/1/2012	<0.001	
11/8/2012	<0.001	
5/7/2013	<0.001	
11/4/2013	0.00025 (J)	
5/24/2014	<0.001	
11/8/2014	0.00048	
5/21/2015	<0.001	
11/13/2015	<0.001	
4/6/2016	<0.001	
6/14/2016	<0.001	
8/10/2016	<0.001	
10/11/2016	<0.001	
12/2/2016	<0.001	
2/10/2017	<0.001	
4/10/2017	<0.001	
6/23/2017	<0.001	
10/9/2017	<0.001	
3/26/2018	<0.001	
10/3/2018	<0.001	
3/27/2019	<0.001	
9/12/2019	<0.001	
3/19/2020	<0.001	
9/10/2020	<0.001	
4/2/2021	0.00016 (J)	
8/12/2021	<0.001	
2/14/2022	<0.001	
8/26/2022	<0.001	
2/28/2023		<0.001
8/2/2023		<0.001
2/29/2024		<0.001

ND substitution: RL or RL/2 if <15% NDs.

Prediction Limit

Constituent: Thallium, Total (mg/L) Analysis Run 3/28/2024 11:53 AM View: Appendix I - Intrawell

Plant Scherer Client: Southern Company Data: Scherer PAC-CCR

	GWA-22	GWA-22
12/22/2010	<0.001	
2/14/2011	<0.001	
3/22/2011	<0.001	
4/26/2011	<0.001	
10/27/2011	<0.001	
5/1/2012	<0.001	
11/8/2012	<0.001	
5/7/2013	<0.001	
11/4/2013	<0.001	
5/24/2014	<0.001	
11/8/2014	0.00086	
5/21/2015	<0.001	
11/13/2015	<0.001	
4/8/2016	<0.001	
6/14/2016	<0.001	
8/9/2016	<0.001	
10/11/2016	<0.001	
12/5/2016	<0.001	
2/10/2017	<0.001	
4/7/2017	<0.001	
6/26/2017	<0.001	
10/9/2017	<0.001	
3/26/2018	<0.001 (D)	
10/3/2018	<0.001	
3/27/2019	<0.001	
9/12/2019	<0.001	
3/19/2020	<0.001	
9/10/2020	<0.001	
4/2/2021	0.00036 (J)	
8/12/2021	<0.001	
2/15/2022	<0.001	
8/26/2022	<0.001	
2/28/2023		<0.001
8/3/2023		<0.001
3/4/2024		<0.001

ND substitution: RL or RL/2 if <15% NDs.

Prediction Limit

Constituent: Thallium, Total (mg/L) Analysis Run 3/28/2024 11:53 AM View: Appendix I - Intrawell

Plant Scherer Client: Southern Company Data: Scherer PAC-CCR

	GWA-45	GWA-45
12/20/2010	0.00026 (J)	
2/14/2011	<0.001	
3/21/2011	<0.001	
4/26/2011	<0.001	
10/26/2011	<0.001	
5/1/2012	<0.001	
11/8/2012	<0.001	
5/8/2013	<0.001	
11/4/2013	<0.001	
5/24/2014	<0.001	
11/7/2014	0.00032	
5/20/2015	<0.001	
11/13/2015	<0.001	
4/7/2016	<0.001	
6/14/2016	<0.001	
8/9/2016	<0.001	
10/10/2016	<0.001	
12/2/2016	<0.001	
2/9/2017	<0.001	
4/7/2017	<0.001	
6/22/2017	<0.001	
10/10/2017	<0.001	
3/22/2018	<0.001 (D)	
10/3/2018	<0.001	
3/27/2019	<0.001	
9/12/2019	<0.001	
3/19/2020	0.00036 (J)	
9/11/2020	<0.001	
4/2/2021	<0.001	
8/12/2021	<0.001	
2/14/2022	<0.001	
8/31/2022	<0.001	
2/28/2023		<0.001
8/3/2023		<0.001
3/4/2024		<0.001

ND substitution: RL or RL/2 if <15% NDs.

Prediction Limit

Constituent: Thallium, Total (mg/L) Analysis Run 3/28/2024 11:53 AM View: Appendix I - Intrawell

Plant Scherer Client: Southern Company Data: Scherer PAC-CCR

	GWA-48	GWA-48
12/21/2010	<0.001	
2/14/2011	<0.001	
3/23/2011	<0.001	
4/27/2011	<0.001	
10/25/2011	<0.001	
5/1/2012	<0.001	
11/8/2012	<0.001	
5/7/2013	<0.001	
11/5/2013	<0.001	
5/23/2014	<0.001	
11/7/2014	<0.001	
5/21/2015	<0.001	
11/12/2015	<0.001	
4/7/2016	<0.001	
6/17/2016	<0.001	
8/10/2016	<0.001	
10/14/2016	<0.001	
12/19/2016	<0.001	
2/13/2017	<0.001	
4/7/2017	<0.001	
6/22/2017	<0.001	
10/10/2017	<0.001	
3/23/2018	<0.001	
10/3/2018	<0.001	
3/27/2019	<0.001	
9/12/2019	<0.001	
3/19/2020	0.00018 (J)	
9/11/2020	<0.001	
4/5/2021	0.00043 (J)	
8/12/2021	<0.001	
2/14/2022	<0.001	
8/31/2022	<0.001	
2/28/2023		<0.001
8/3/2023		<0.001
3/4/2024		<0.001

ND substitution: RL or RL/2 if <15% NDs.

Prediction Limit

Constituent: Thallium, Total (mg/L) Analysis Run 3/28/2024 11:53 AM View: Appendix I - Intrawell

Plant Scherer Client: Southern Company Data: Scherer PAC-CCR

	GWC-50	GWC-50
12/22/2010	<0.001	
2/15/2011	<0.001	
3/22/2011	<0.001	
4/27/2011	<0.001	
10/26/2011	<0.001	
5/2/2012	<0.001	
11/8/2012	<0.001	
5/8/2013	0.00028	
11/4/2013	<0.001	
5/24/2014	<0.001	
11/8/2014	<0.001	
5/22/2015	<0.001	
11/13/2015	<0.001	
4/11/2016	<0.001	
6/15/2016	<0.001	
8/10/2016	<0.001	
10/11/2016	<0.001	
12/2/2016	<0.001	
2/13/2017	<0.001	
4/7/2017	<0.001	
6/22/2017	<0.001	
10/10/2017	<0.001	
3/23/2018	<0.001	
10/4/2018	<0.001	
3/28/2019	<0.001	
9/12/2019	<0.001	
3/19/2020	<0.001	
9/10/2020	<0.001	
4/6/2021	<0.001	
8/13/2021	<0.001	
2/14/2022	<0.001	
8/31/2022	<0.001	
3/1/2023		<0.001
8/3/2023		<0.001
3/4/2024		<0.001

ND substitution: RL or RL/2 if <15% NDs.

Prediction Limit

Constituent: Thallium, Total (mg/L) Analysis Run 3/28/2024 11:53 AM View: Appendix I - Intrawell

Plant Scherer Client: Southern Company Data: Scherer PAC-CCR

	GWC-51	GWC-51
12/22/2010	<0.001	
2/15/2011	<0.001	
3/22/2011	<0.001	
4/27/2011	<0.001	
10/26/2011	<0.001	
5/2/2012	<0.001	
11/8/2012	<0.001	
5/8/2013	<0.001	
11/4/2013	<0.001	
5/24/2014	<0.001	
11/7/2014	<0.001	
5/22/2015	<0.001	
11/13/2015	<0.001	
4/11/2016	<0.001	
6/16/2016	<0.001	
8/10/2016	<0.001	
10/13/2016	<0.001	
12/5/2016	<0.001	
2/13/2017	<0.001	
4/10/2017	<0.001	
6/23/2017	<0.001	
10/11/2017	<0.001	
3/26/2018	<0.001	
10/4/2018	<0.001	
3/27/2019	<0.001	
9/12/2019	<0.001	
3/19/2020	<0.001	
9/11/2020	<0.001	
4/5/2021	0.00022 (J)	
8/13/2021	<0.001	
2/15/2022	<0.001	
8/31/2022	<0.001	
2/28/2023		<0.001
8/3/2023		<0.001
3/4/2024		<0.001

ND substitution: RL or RL/2 if <15% NDs.

Prediction Limit

Constituent: Vanadium, Total (mg/L) Analysis Run 3/28/2024 11:53 AM View: Appendix I - Intrawell

Plant Scherer Client: Southern Company Data: Scherer PAC-CCR

	GWA-21	GWA-21
12/22/2010	<0.0025	
2/14/2011	<0.0025	
3/22/2011	0.0028 (J)	
4/26/2011	0.0025 (J)	
10/27/2011	<0.0025	
5/1/2012	<0.0025	
11/8/2012	<0.0025	
5/7/2013	<0.0025	
11/4/2013	<0.0025	
5/24/2014	<0.0025	
11/8/2014	<0.0025	
5/21/2015	<0.0025	
11/13/2015	<0.0025	
4/6/2016	0.00201 (J)	
10/11/2016	<0.0025	
4/10/2017	0.002 (J)	
10/9/2017	<0.0025	
3/26/2018	0.0014 (J)	
10/3/2018	0.0023 (J)	
3/27/2019	0.0072 (O)	
9/12/2019	0.0031	
3/19/2020	0.003	
9/10/2020	0.0027	
4/2/2021	0.0029	
8/12/2021	0.004	
2/14/2022	0.0033	
8/26/2022	0.0028	
2/28/2023		0.0036
8/2/2023		0.0035
2/29/2024		0.0025

ND substitution: RL or RL/2 if <15% NDs.

Prediction Limit

Constituent: Vanadium, Total (mg/L) Analysis Run 3/28/2024 11:53 AM View: Appendix I - Intrawell

Plant Scherer Client: Southern Company Data: Scherer PAC-CCR

	GWA-22	GWA-22
12/22/2010	<0.0025	
2/14/2011	<0.0025	
3/22/2011	0.0032 (J)	
4/26/2011	<0.0025	
10/27/2011	<0.0025	
5/1/2012	0.0037 (J)	
11/8/2012	<0.0025	
5/7/2013	0.0041 (J)	
11/4/2013	<0.0025	
5/24/2014	<0.0025	
11/8/2014	<0.0025	
5/21/2015	0.0052 (J)	
11/13/2015	<0.0025	
4/8/2016	<0.0025 (D)	
10/11/2016	<0.0025	
4/7/2017	0.0033	
10/9/2017	<0.0025	
3/26/2018	0.0029	
10/3/2018	0.0022 (J)	
3/27/2019	0.0071 (O)	
9/12/2019	0.0025	
3/19/2020	0.0052	
9/10/2020	0.0025	
4/2/2021	0.0045	
8/12/2021	0.0028	
2/15/2022	0.0083	
8/26/2022	0.002	
2/28/2023		0.0071
8/3/2023		0.0037
3/4/2024		0.0081

ND substitution: RL or RL/2 if <15% NDs.

Prediction Limit

Constituent: Vanadium, Total (mg/L) Analysis Run 3/28/2024 11:53 AM View: Appendix I - Intrawell

Plant Scherer Client: Southern Company Data: Scherer PAC-CCR

	GWA-45	GWA-45
12/20/2010	<0.0014	
2/14/2011	<0.0014	
3/21/2011	<0.0014	
4/26/2011	0.0022 (J)	
10/26/2011	<0.0014	
5/1/2012	0.0036 (J)	
11/8/2012	0.0062 (O)	
5/8/2013	<0.0014	
11/4/2013	<0.0014	
5/24/2014	<0.0014	
11/7/2014	<0.0014	
5/20/2015	<0.0014	
11/13/2015	<0.0014	
4/7/2016	<0.0014	
10/10/2016	<0.0014	
4/7/2017	<0.0014	
10/10/2017	0.0014 (J)	
3/22/2018	<0.0014 (D)	
10/3/2018	<0.0014	
3/27/2019	0.0023 (J)	
9/12/2019	0.0017	
3/19/2020	0.0031	
9/11/2020	0.0015	
4/2/2021	0.0014	
8/12/2021	0.0017	
2/14/2022	0.0028	
8/31/2022	0.0011	
2/28/2023		0.0018
8/3/2023		0.0012 (J)
3/4/2024		0.0024

ND substitution: RL or RL/2 if <15% NDs.

Prediction Limit

Constituent: Vanadium, Total (mg/L) Analysis Run 3/28/2024 11:53 AM View: Appendix I - Intrawell

Plant Scherer Client: Southern Company Data: Scherer PAC-CCR

	GWA-46	GWA-46
12/20/2010	0.0024 (J)	
2/1/2011	0.0021 (J)	
3/21/2011	0.0025 (J)	
4/26/2011	0.0033 (J)	
10/27/2011	<0.0034	
5/2/2012	0.0051 (J)	
11/8/2012	0.02 (O)	
5/7/2013	0.0036 (J)	
11/4/2013	0.0043 (J)	
5/24/2014	0.0033 (J)	
11/7/2014	<0.0034	
5/20/2015	0.0062 (J)	
11/13/2015	0.0046 (J)	
4/7/2016	0.00293 (J)	
10/10/2016	0.0031	
4/7/2017	0.0041	
10/10/2017	<0.0034	
3/23/2018	0.0032	
10/4/2018	<0.0034 (X)	
3/27/2019	0.0072	
9/12/2019	0.0033	
3/19/2020	0.0033	
9/11/2020	0.0026	
4/5/2021	0.003	
8/12/2021	0.0031	
2/14/2022	0.0032	
8/31/2022	0.0027	
2/28/2023		0.0037
8/3/2023		0.0026
3/4/2024		0.0028

ND substitution: RL or RL/2 if <15% NDs.

Prediction Limit

Constituent: Vanadium, Total (mg/L) Analysis Run 3/28/2024 11:53 AM View: Appendix I - Intrawell

Plant Scherer Client: Southern Company Data: Scherer PAC-CCR

	GWA-47	GWA-47
12/20/2010	0.0051 (J)	
2/1/2011	0.012	
3/23/2011	0.015	
4/27/2011	0.022	
10/26/2011	0.0043 (J)	
5/1/2012	0.0069 (J)	
11/8/2012	0.013	
5/7/2013	0.017	
11/5/2013	0.013	
5/23/2014	0.041 (o)	
11/7/2014	0.0069 (J)	
5/21/2015	0.016	
11/12/2015	0.013	
4/8/2016	<0.0053 (D)	
10/11/2016	0.011	
4/7/2017	0.0073	
10/10/2017	0.0032	
3/22/2018	0.0068	
10/5/2018	<0.0053 (X)	
3/27/2019	0.012	
9/12/2019	0.0075	
3/20/2020	0.0086	
9/11/2020	0.007	
4/5/2021	0.0085	
8/13/2021	0.0078	
2/14/2022	0.0076	
8/31/2022	0.0073	
2/28/2023		0.0078
8/3/2023		0.0072
3/4/2024		0.0078

ND substitution: RL or RL/2 if <15% NDs.

Prediction Limit

Constituent: Vanadium, Total (mg/L) Analysis Run 3/28/2024 11:53 AM View: Appendix I - Intrawell

Plant Scherer Client: Southern Company Data: Scherer PAC-CCR

	GWA-48	GWA-48
12/21/2010	0.0091 (J)	
2/14/2011	0.013	
3/23/2011	<0.01	
4/27/2011	0.0078 (J)	
10/25/2011	0.012 (O)	
5/1/2012	0.019	
11/8/2012	0.015	
5/7/2013	0.017	
11/5/2013	0.015	
5/23/2014	0.017	
11/7/2014	0.013	
5/21/2015	0.016	
11/12/2015	0.018	
4/7/2016	0.016	
10/14/2016	0.018	
4/7/2017	0.017	
10/10/2017	0.015	
3/23/2018	0.016	
10/3/2018	0.017	
3/27/2019	0.022	
9/12/2019	0.019	
3/19/2020	0.019	
9/11/2020	0.017	
4/5/2021	0.019	
8/12/2021	0.019	
2/14/2022	0.019	
8/31/2022	0.018	
2/28/2023		0.02
8/3/2023		0.017
3/4/2024		0.018

ND substitution: RL or RL/2 if <15% NDs.

Prediction Limit

Constituent: Vanadium, Total (mg/L) Analysis Run 3/28/2024 11:53 AM View: Appendix I - Intrawell

Plant Scherer Client: Southern Company Data: Scherer PAC-CCR

	GWA-49	GWA-49
12/21/2010	0.016	
2/14/2011	0.016	
3/21/2011	0.018	
4/26/2011	0.018	
10/26/2011	0.018	
5/2/2012	0.021	
11/8/2012	0.019	
5/8/2013	0.02	
11/5/2013	0.018	
5/23/2014	0.018	
11/7/2014	0.018	
5/21/2015	0.02	
11/12/2015	0.016	
4/7/2016	0.0182	
10/11/2016	0.023	
4/7/2017	0.02	
10/10/2017	0.016	
3/22/2018	0.018	
10/3/2018	0.018	
3/27/2019	0.021	
9/12/2019	0.02	
3/19/2020	0.02	
9/10/2020	0.018	
4/6/2021	0.021	
8/12/2021	0.02	
2/14/2022	0.02	
8/30/2022	0.019	
3/1/2023		0.019
8/3/2023		0.019
3/4/2024		0.018

Prediction Limit

Constituent: Vanadium, Total (mg/L) Analysis Run 3/28/2024 11:53 AM View: Appendix I - Intrawell

Plant Scherer Client: Southern Company Data: Scherer PAC-CCR

	GWC-29	GWC-29
12/22/2010	0.0037 (J)	
2/15/2011	0.0043 (J)	
3/22/2011	0.0039 (J)	
4/27/2011	0.0035 (J)	
10/26/2011	0.0047 (J)	
5/2/2012	0.0064 (J)	
11/8/2012	0.0051 (J)	
5/8/2013	0.0046 (J)	
11/4/2013	0.0039 (J)	
5/24/2014	0.0053 (J)	
11/7/2014	0.0034 (J)	
5/22/2015	0.0068 (J)	
11/13/2015	0.0044 (J)	
4/11/2016	0.00381 (J)	
10/11/2016	<0.0053	
4/10/2017	0.0038	
10/10/2017	0.0053	
3/26/2018	0.0037	
10/4/2018	<0.0053 (X)	
3/28/2019	0.0079	
9/12/2019	0.0054	
3/19/2020	0.0044	
9/10/2020	0.0049	
4/6/2021	0.0045	
8/13/2021	0.0061	
2/14/2022	0.0047	
8/31/2022	0.0055	
3/1/2023		0.0051
8/3/2023		0.005
3/4/2024		0.0045

ND substitution: RL or RL/2 if <15% NDs.

Prediction Limit

Constituent: Vanadium, Total (mg/L) Analysis Run 3/28/2024 11:53 AM View: Appendix I - Intrawell

Plant Scherer Client: Southern Company Data: Scherer PAC-CCR

	GWC-50	GWC-50
12/22/2010	<0.001	
2/15/2011	<0.001	
3/22/2011	0.0034 (J)	
4/27/2011	0.0032 (J)	
10/26/2011	<0.001	
5/2/2012	0.0039 (J)	
11/8/2012	0.0034 (J)	
5/8/2013	<0.001	
11/4/2013	0.0035 (J)	
5/24/2014	0.0036 (J)	
11/8/2014	<0.001	
5/22/2015	0.0044 (J)	
11/13/2015	<0.001	
4/11/2016	0.00254 (J)	
10/11/2016	<0.001	
4/7/2017	0.0024 (J)	
10/10/2017	<0.001	
3/23/2018	0.0023 (J)	
10/4/2018	<0.001 (X)	
3/28/2019	0.0053	
9/12/2019	0.0028	
3/19/2020	0.0027	
9/10/2020	0.0026	
4/6/2021	0.0026	
8/13/2021	0.0093	
2/14/2022	0.0042	
8/31/2022	0.0031	
3/1/2023		<0.001
8/3/2023		0.0029
3/4/2024		0.0025

ND substitution: RL or RL/2 if <15% NDs.

Prediction Limit

Constituent: Vanadium, Total (mg/L) Analysis Run 3/28/2024 11:53 AM View: Appendix I - Intrawell

Plant Scherer Client: Southern Company Data: Scherer PAC-CCR

	GWC-51	GWC-51
12/22/2010	0.0027 (J)	
2/15/2011	0.0036 (J)	
3/22/2011	<0.0066	
4/27/2011	0.0046 (J)	
10/26/2011	<0.0066	
5/2/2012	0.0055 (J)	
11/8/2012	0.0042 (J)	
5/8/2013	0.0046 (J)	
11/4/2013	0.0042 (J)	
5/24/2014	0.0061 (J)	
11/7/2014	0.0032 (J)	
5/22/2015	0.0056 (J)	
11/13/2015	<0.0066	
4/11/2016	0.00415 (J)	
10/13/2016	<0.0066	
4/10/2017	0.0043	
10/11/2017	0.0052	
3/26/2018	0.004	
10/4/2018	<0.0066 (X)	
3/27/2019	0.0087	
9/12/2019	0.0047	
3/19/2020	0.0046	
9/11/2020	0.0042	
4/5/2021	0.0059	
8/13/2021	0.0072	
2/15/2022	0.0049	
8/31/2022	0.0038	
2/28/2023		0.0052
8/3/2023		0.0041
3/4/2024		0.0041

ND substitution: RL or RL/2 if <15% NDs.

Prediction Limit

Constituent: Vanadium, Total (mg/L) Analysis Run 3/28/2024 11:53 AM View: Appendix I - Intrawell

Plant Scherer Client: Southern Company Data: Scherer PAC-CCR

	GWC-52	GWC-52
12/21/2010	<0.01	
2/15/2011	0.0098 (J)	
3/21/2011	0.012	
4/28/2011	0.011	
10/26/2011	0.012	
5/1/2012	0.011	
11/9/2012	0.011	
5/8/2013	<0.01	
11/4/2013	0.011	
5/24/2014	0.012	
11/7/2014	0.01	
5/22/2015	0.013	
11/13/2015	0.014	
4/11/2016	0.0107	
10/13/2016	0.011	
4/11/2017	0.011	
10/11/2017	0.012	
3/26/2018	0.0096	
10/4/2018	0.013	
3/28/2019	0.01	
9/12/2019	0.011	
3/19/2020	0.01	
9/11/2020	0.0099	
4/5/2021	0.011	
8/17/2021	0.011	
2/14/2022	0.011	
8/31/2022	0.01	
3/1/2023		0.011
8/3/2023		0.0088
3/4/2024		0.0098

ND substitution: RL or RL/2 if <15% NDs.

Prediction Limit

Constituent: Vanadium, Total (mg/L) Analysis Run 3/28/2024 11:53 AM View: Appendix I - Intrawell

Plant Scherer Client: Southern Company Data: Scherer PAC-CCR

	GWC-53	GWC-53
12/20/2010	<0.002	
2/14/2011	<0.002	
3/21/2011	<0.002	
4/27/2011	<0.002	
10/26/2011	<0.002	
5/1/2012	0.0032 (J)	
11/9/2012	<0.002	
5/8/2013	<0.002	
11/4/2013	<0.002	
5/24/2014	<0.002	
11/7/2014	<0.002	
5/20/2015	0.0065	
11/13/2015	<0.002	
4/8/2016	0.0136 (O)	
10/13/2016	<0.002	
4/11/2017	<0.002	
10/11/2017	0.0019 (J)	
3/26/2018	<0.002	
10/4/2018	<0.002 (X)	
3/28/2019	0.0041	
9/12/2019	<0.002	
3/19/2020	<0.002	
9/11/2020	<0.002	
4/6/2021	<0.002	
8/13/2021	0.0016	
2/14/2022	0.0014	
8/31/2022	0.00095 (J)	
2/28/2023		0.0023
8/3/2023		<0.002
3/4/2024		0.00066 (J)

ND substitution: RL or RL/2 if <15% NDs.

Prediction Limit

Constituent: Zinc, Total (mg/L) Analysis Run 3/28/2024 11:53 AM View: Appendix I - Intrawell

Plant Scherer Client: Southern Company Data: Scherer PAC-CCR

	GWA-21	GWA-21
12/22/2010	<0.005	
2/14/2011	<0.005	
3/22/2011	<0.005	
4/26/2011	<0.005	
10/27/2011	<0.005	
5/1/2012	<0.005	
11/8/2012	<0.005	
5/7/2013	<0.005	
11/4/2013	<0.005	
5/24/2014	<0.005	
11/8/2014	<0.005	
5/21/2015	<0.005	
11/13/2015	<0.005	
4/6/2016	<0.005	
10/11/2016	<0.005	
4/10/2017	<0.005	
10/9/2017	<0.005	
3/26/2018	<0.005	
10/3/2018	<0.005	
3/27/2019	<0.005	
9/12/2019	0.0046 (J)	
3/19/2020	<0.005	
9/10/2020	0.0048 (J)	
4/2/2021	<0.005	
8/12/2021	<0.005	
2/14/2022	<0.005	
8/26/2022	<0.005	
2/28/2023		<0.005
8/2/2023		<0.005
2/29/2024		<0.005

ND substitution: RL or RL/2 if <15% NDs.

Prediction Limit

Constituent: Zinc, Total (mg/L) Analysis Run 3/28/2024 11:53 AM View: Appendix I - Intrawell

Plant Scherer Client: Southern Company Data: Scherer PAC-CCR

	GWA-22	GWA-22
12/22/2010	<0.005	
2/14/2011	<0.005	
3/22/2011	<0.005	
4/26/2011	<0.005	
10/27/2011	<0.005	
5/1/2012	<0.005	
11/8/2012	<0.005	
5/7/2013	<0.005	
11/4/2013	<0.005	
5/24/2014	<0.005	
11/8/2014	<0.005	
5/21/2015	<0.005	
11/13/2015	0.039 (O)	
10/11/2016	<0.005	
4/7/2017	<0.005	
10/9/2017	<0.005	
3/26/2018	<0.005 (D)	
10/3/2018	<0.005	
3/27/2019	<0.005	
9/12/2019	0.0085	
3/19/2020	<0.005	
9/10/2020	<0.005	
4/2/2021	<0.005	
8/12/2021	<0.005	
2/15/2022	0.003 (J)	
8/26/2022	<0.005	
2/28/2023		<0.005
8/3/2023		<0.005
3/4/2024		0.0059

ND substitution: RL or RL/2 if <15% NDs.

Prediction Limit

Constituent: Zinc, Total (mg/L) Analysis Run 3/28/2024 11:53 AM View: Appendix I - Intrawell

Plant Scherer Client: Southern Company Data: Scherer PAC-CCR

	GWA-45	GWA-45
12/20/2010	<0.005	
2/14/2011	<0.005	
3/21/2011	<0.005	
4/26/2011	<0.005	
10/26/2011	<0.005	
5/1/2012	<0.005	
11/8/2012	<0.005	
5/8/2013	<0.005	
11/4/2013	<0.005	
5/24/2014	<0.005	
11/7/2014	<0.005	
5/20/2015	<0.005	
11/13/2015	<0.005	
4/7/2016	0.00345 (J)	
10/10/2016	<0.005	
4/7/2017	<0.005	
10/10/2017	<0.005	
3/22/2018	<0.005 (D)	
10/3/2018	<0.005	
3/27/2019	<0.005	
9/12/2019	0.0095	
3/19/2020	0.0037 (J)	
9/11/2020	0.0098	
4/2/2021	0.0058	
8/12/2021	0.006	
2/14/2022	0.003 (J)	
8/31/2022	0.0051	
2/28/2023		0.0062 (J)
8/3/2023		0.0051
3/4/2024		0.0035 (J)

ND substitution: RL or RL/2 if <15% NDs.

Prediction Limit

Constituent: Zinc, Total (mg/L) Analysis Run 3/28/2024 11:53 AM View: Appendix I - Intrawell

Plant Scherer Client: Southern Company Data: Scherer PAC-CCR

	GWA-46	GWA-46
12/20/2010	<0.005	
2/1/2011	<0.005	
3/21/2011	<0.005	
4/26/2011	<0.005	
10/27/2011	<0.005	
5/2/2012	<0.005	
11/8/2012	0.013 (O)	
5/7/2013	<0.005	
11/4/2013	<0.005	
5/24/2014	<0.005	
11/7/2014	<0.005	
5/20/2015	<0.005	
11/13/2015	<0.005	
4/7/2016	0.00265 (J)	
10/10/2016	<0.005	
4/7/2017	<0.005	
10/10/2017	0.0096 (J)	
3/23/2018	<0.005	
10/4/2018	<0.005	
3/27/2019	<0.005	
9/12/2019	0.0091	
3/19/2020	0.0035 (J)	
9/11/2020	0.0038 (J)	
4/5/2021	0.0049 (J)	
8/12/2021	<0.005	
2/14/2022	<0.005	
8/31/2022	0.0032 (J)	
2/28/2023		<0.005
8/3/2023		0.0037 (J)
3/4/2024		<0.005

ND substitution: RL or RL/2 if <15% NDs.

Prediction Limit

Constituent: Zinc, Total (mg/L) Analysis Run 3/28/2024 11:53 AM View: Appendix I - Intrawell

Plant Scherer Client: Southern Company Data: Scherer PAC-CCR

	GWA-47	GWA-47
12/20/2010	<0.005	
2/1/2011	<0.005	
3/23/2011	<0.005	
4/27/2011	<0.005	
10/26/2011	<0.005	
5/1/2012	<0.005	
11/8/2012	<0.005	
5/7/2013	0.0087	
11/5/2013	<0.005	
5/23/2014	0.014 (O)	
11/7/2014	<0.005	
5/21/2015	<0.005	
11/12/2015	<0.005	
10/11/2016	<0.005	
4/7/2017	<0.005	
10/10/2017	<0.005	
3/22/2018	<0.005	
10/5/2018	<0.005	
3/27/2019	<0.005	
9/12/2019	0.0049 (J)	
3/20/2020	<0.005	
9/11/2020	<0.005	
4/5/2021	<0.005	
8/13/2021	<0.005	
2/14/2022	<0.005	
8/31/2022	<0.005	
2/28/2023		<0.005
8/3/2023		<0.005
3/4/2024		<0.005

ND substitution: RL or RL/2 if <15% NDs.

Prediction Limit

Constituent: Zinc, Total (mg/L) Analysis Run 3/28/2024 11:53 AM View: Appendix I - Intrawell

Plant Scherer Client: Southern Company Data: Scherer PAC-CCR

	GWA-48	GWA-48
12/21/2010	<0.005	
2/14/2011	<0.005	
3/23/2011	<0.005	
4/27/2011	<0.005	
10/25/2011	<0.005	
5/1/2012	<0.005	
11/8/2012	<0.005	
5/7/2013	<0.005	
11/5/2013	<0.005	
5/23/2014	<0.005	
11/7/2014	<0.005	
5/21/2015	<0.005	
11/12/2015	<0.005	
4/7/2016	0.00287 (J)	
10/14/2016	<0.005	
4/7/2017	<0.005	
10/10/2017	<0.005	
3/23/2018	<0.005	
10/3/2018	<0.005	
3/27/2019	<0.005	
9/12/2019	0.0048 (J)	
3/19/2020	<0.005	
9/11/2020	<0.005	
4/5/2021	<0.005	
8/12/2021	<0.005	
2/14/2022	<0.005	
8/31/2022	0.0039 (J)	
2/28/2023		<0.005
8/3/2023		<0.005
3/4/2024		<0.005

ND substitution: RL or RL/2 if <15% NDs.

Prediction Limit

Constituent: Zinc, Total (mg/L) Analysis Run 3/28/2024 11:53 AM View: Appendix I - Intrawell

Plant Scherer Client: Southern Company Data: Scherer PAC-CCR

	GWA-49	GWA-49
12/21/2010	<0.005	
2/14/2011	<0.005	
3/21/2011	<0.005	
4/26/2011	<0.005	
10/26/2011	<0.005	
5/2/2012	<0.005	
11/8/2012	<0.005	
5/8/2013	<0.005	
11/5/2013	<0.005	
5/23/2014	<0.005	
11/7/2014	<0.005	
5/21/2015	<0.005	
11/12/2015	<0.005	
4/7/2016	0.00208 (J)	
10/11/2016	<0.005	
4/7/2017	<0.005	
10/10/2017	<0.005	
3/22/2018	<0.005	
10/3/2018	<0.005	
3/27/2019	<0.005	
9/12/2019	0.0041 (J)	
3/19/2020	<0.005	
9/10/2020	<0.005	
4/6/2021	<0.005	
8/12/2021	<0.005	
2/14/2022	<0.005	
8/30/2022	<0.005	
3/1/2023		<0.005
8/3/2023		<0.005
3/4/2024		<0.005

ND substitution: RL or RL/2 if <15% NDs.

Prediction Limit

Constituent: Zinc, Total (mg/L) Analysis Run 3/28/2024 11:53 AM View: Appendix I - Intrawell

Plant Scherer Client: Southern Company Data: Scherer PAC-CCR

	GWC-29	GWC-29
12/22/2010	<0.005	
2/15/2011	<0.005	
3/22/2011	<0.005	
4/27/2011	<0.005	
10/26/2011	<0.005	
5/2/2012	<0.005	
11/8/2012	<0.005	
5/8/2013	<0.005	
11/4/2013	<0.005	
5/24/2014	<0.005	
11/7/2014	<0.005	
5/22/2015	<0.005	
11/13/2015	<0.005	
4/11/2016	<0.005	
10/11/2016	<0.005	
4/10/2017	<0.005	
10/10/2017	<0.005	
3/26/2018	<0.005	
10/4/2018	<0.005	
3/28/2019	<0.005	
9/12/2019	0.0058	
3/19/2020	<0.005	
9/10/2020	<0.005	
4/6/2021	<0.005	
8/13/2021	<0.005	
2/14/2022	<0.005	
8/31/2022	<0.005	
3/1/2023		<0.005
8/3/2023		<0.005
3/4/2024		<0.005

ND substitution: RL or RL/2 if <15% NDs.

Prediction Limit

Constituent: Zinc, Total (mg/L) Analysis Run 3/28/2024 11:53 AM View: Appendix I - Intrawell

Plant Scherer Client: Southern Company Data: Scherer PAC-CCR

	GWC-50	GWC-50
12/22/2010	<0.005	
2/15/2011	<0.005	
3/22/2011	<0.005	
4/27/2011	<0.005	
10/26/2011	<0.005	
5/2/2012	<0.005	
11/8/2012	<0.005	
5/8/2013	<0.005	
11/4/2013	<0.005	
5/24/2014	<0.005	
11/8/2014	<0.005	
5/22/2015	<0.005	
11/13/2015	<0.005	
4/11/2016	<0.005	
10/11/2016	<0.005	
4/7/2017	<0.005	
10/10/2017	<0.005	
3/23/2018	<0.005	
10/4/2018	0.0076	
3/28/2019	<0.005	
9/12/2019	0.0057	
3/19/2020	0.0037 (J)	
9/10/2020	<0.005	
4/6/2021	<0.005	
8/13/2021	0.0053	
2/14/2022	<0.005	
8/31/2022	<0.005	
3/1/2023		0.016
5/2/2023		<0.005 (R)
8/3/2023		0.0033 (J)
3/4/2024		<0.005

ND substitution: RL or RL/2 if <15% NDs.

Prediction Limit

Constituent: Zinc, Total (mg/L) Analysis Run 3/28/2024 11:53 AM View: Appendix I - Intrawell

Plant Scherer Client: Southern Company Data: Scherer PAC-CCR

	GWC-51	GWC-51
12/22/2010	<0.005	
2/15/2011	<0.005	
3/22/2011	<0.005	
4/27/2011	<0.005	
10/26/2011	<0.005	
5/2/2012	<0.005	
11/8/2012	<0.005	
5/8/2013	<0.005	
11/4/2013	<0.005	
5/24/2014	<0.005	
11/7/2014	<0.005	
5/22/2015	<0.005	
11/13/2015	<0.005	
4/11/2016	0.00333 (J)	
10/13/2016	<0.005	
4/10/2017	<0.005	
10/11/2017	<0.005	
3/26/2018	<0.005	
10/4/2018	<0.005	
3/27/2019	<0.005	
9/12/2019	0.0042 (J)	
3/19/2020	<0.005	
9/11/2020	<0.005	
4/5/2021	<0.005	
8/13/2021	<0.005	
2/15/2022	<0.005	
8/31/2022	<0.005	
2/28/2023		<0.005
8/3/2023		0.0035 (J)
3/4/2024		<0.005

ND substitution: RL or RL/2 if <15% NDs.

Prediction Limit

Constituent: Zinc, Total (mg/L) Analysis Run 3/28/2024 11:53 AM View: Appendix I - Intrawell

Plant Scherer Client: Southern Company Data: Scherer PAC-CCR

	GWC-52	GWC-52
12/21/2010	<0.005	
2/15/2011	<0.005	
3/21/2011	<0.005	
4/28/2011	<0.005	
10/26/2011	<0.005	
5/1/2012	<0.005	
11/9/2012	<0.005	
5/8/2013	<0.005	
11/4/2013	<0.005	
5/24/2014	<0.005	
11/7/2014	<0.005	
5/22/2015	<0.005	
11/13/2015	<0.005	
4/11/2016	<0.005	
10/13/2016	<0.005	
4/11/2017	0.0065 (J)	
10/11/2017	<0.005	
3/26/2018	<0.005	
10/4/2018	<0.005	
3/28/2019	<0.005	
9/12/2019	0.0073	
3/19/2020	<0.005	
9/11/2020	<0.005	
4/5/2021	<0.005	
8/17/2021	<0.005	
2/14/2022	<0.005	
8/31/2022	<0.005	
3/1/2023		<0.005
8/3/2023		<0.005
3/4/2024		<0.005

ND substitution: RL or RL/2 if <15% NDs.

Prediction Limit

Constituent: Zinc, Total (mg/L) Analysis Run 3/28/2024 11:53 AM View: Appendix I - Intrawell

Plant Scherer Client: Southern Company Data: Scherer PAC-CCR

	GWC-53	GWC-53
12/20/2010	0.0095 (J)	
2/14/2011	0.0092 (J)	
3/21/2011	0.011 (J)	
4/27/2011	0.0096 (J)	
10/26/2011	0.011 (J)	
5/1/2012	0.012 (J)	
11/9/2012	0.014 (J)	
5/8/2013	0.016 (J)	
11/4/2013	0.014 (J)	
5/24/2014	0.013 (J)	
11/7/2014	0.014 (J)	
5/20/2015	0.015 (J)	
11/13/2015	0.015 (J)	
10/13/2016	0.015 (J)	
4/11/2017	0.015 (J)	
10/11/2017	0.019 (J)	
3/26/2018	0.016 (J)	
10/4/2018	0.017 (J)	
3/28/2019	0.013 (J)	
9/12/2019	0.02	
3/19/2020	0.014	
9/11/2020	0.014	
4/6/2021	0.014	
8/13/2021	0.017	
2/14/2022	0.014	
8/31/2022	0.015	
2/28/2023		0.014 (J)
8/3/2023		0.015
3/4/2024		0.013

FIGURE E.

Appendix I Interwell Prediction Limits - Two-Step - All Results (No Significant)

Plant Scherer Data: Scherer PAC-CCR Printed 3/28/2024, 8:08 PM

Constituent	Well	Upper Lim.	Lower Lim.	Date	Observ.	Sig.	Bg N	Bg Mean	Std. Dev.	%NDs	ND Adj.	Transform	Alpha	Method
Barium, Total (mg/L)	GWC-29	0.091	n/a	3/4/2024	0.025	No	236	n/a	n/a	0	n/a	n/a	0.0000492	NP Inter (normality) 1 of 2
Barium, Total (mg/L)	GWC-52	0.091	n/a	3/4/2024	0.025	No	236	n/a	n/a	0	n/a	n/a	0.0000492	NP Inter (normality) 1 of 2
Chromium, Total (mg/L)	GWC-52	0.045	n/a	3/4/2024	0.033	No	243	n/a	n/a	17.7	n/a	n/a	0.0000492	NP Inter (normality) 1 of 2

Sanitas™ v.10.0.16b Software licensed to . UG

Within Limit

Prediction Limit

Interwell Non-parametric

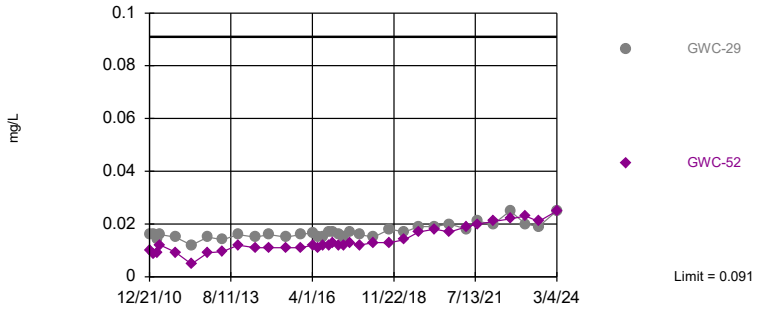

Non-parametric test used in lieu of parametric prediction limit because the Chi Squared normality test showed the data to be non-normal at the 0.01 alpha level. Limit is highest of 236 background values. Annual per-constituent alpha = 0.0004919. Individual comparison alpha = 0.0000492 (1 of 2). Comparing 2 points to limit. Assumes 3 future values.

Constituent: Barium, Total Analysis Run 3/28/2024 8:07 PM View: Appendix I - Two-Step

Plant Scherer Data: Scherer PAC-CCR

Sanitas™ v.10.0.16b Software licensed to . UG

Hollow symbols indicate censored values.

Within Limit

Prediction Limit

Interwell Non-parametric

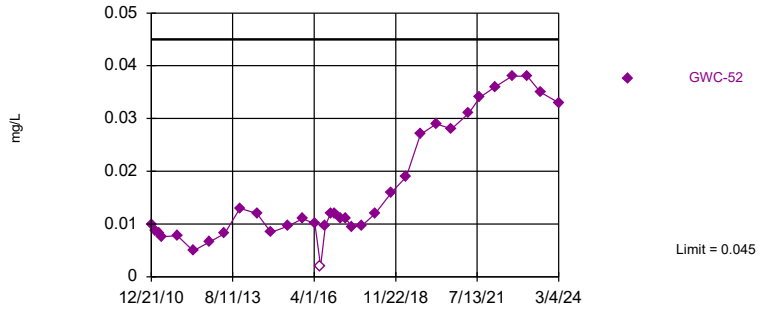

Non-parametric test used in lieu of parametric prediction limit because the Chi Squared normality test showed the data to be non-normal at the 0.01 alpha level. Limit is highest of 243 background values. 17.7% NDs. Annual per-constituent alpha = 0.0004919. Individual comparison alpha = 0.0000492 (1 of 2). Assumes 4 future values.

Constituent: Chromium, Total Analysis Run 3/28/2024 8:07 PM View: Appendix I - Two-Step

Plant Scherer Data: Scherer PAC-CCR

Prediction Limit

Constituent: Barium, Total (mg/L) Analysis Run 3/28/2024 8:08 PM View: Appendix I - Two-Step

Plant Scherer Data: Scherer PAC-CCR

	GWA-46 (bg)	GWA-45 (bg)	GWA-47 (bg)	GWC-52	GWA-49 (bg)	GWC-29	GWA-21 (bg)	GWA-22 (bg)	GWA-48 (bg)
12/20/2010	0.019 (J)	0.024 (J)	0.029 (J)						
12/21/2010				0.01 (J)	0.021 (J)				0.055 (O)
12/22/2010						0.016 (J)	0.026 (J)	0.028 (J)	
2/1/2011	0.017 (J)		0.038 (J)						
2/14/2011		0.023 (J)			0.021 (J)		0.022 (J)	0.025 (J)	0.05 (O)
2/15/2011				0.0086 (J)		0.016 (J)			
3/21/2011	0.019 (J)	0.021 (J)		0.009 (J)	0.021 (J)				
3/22/2011						0.014 (J)	0.02 (J)	0.029 (J)	
3/23/2011			0.045 (J)						0.031 (J)
4/26/2011	0.02 (J)	0.019 (J)			0.021 (J)		0.019 (J)	0.031 (J)	
4/27/2011			0.043 (J)			0.016 (J)			0.015 (J)
4/28/2011				0.012 (J)					
10/25/2011									0.02
10/26/2011		0.023	0.023	0.0093 (J)	0.019	0.015			
10/27/2011	0.018						0.021	0.027	
5/1/2012		0.014	0.021	0.0048 (J)			0.017	0.022	0.017
5/2/2012	0.017				0.018	0.012			
11/8/2012	0.048 (O)	0.034	0.038		0.018	0.015	0.023	0.024	0.012
11/9/2012				0.0091 (J)					
5/7/2013	0.02		0.042				0.021	0.027	0.022
5/8/2013		0.016		0.0096 (J)	0.017	0.014			
11/4/2013	0.019	0.014		0.012		0.016	0.018	0.024	
11/5/2013			0.039		0.019				0.012
5/23/2014			0.088 (O)		0.021				0.02
5/24/2014	0.019	0.027		0.011		0.015	0.022	0.025	
11/7/2014	0.019	0.03	0.027	0.011	0.019	0.016			0.012
11/8/2014							0.02	0.023	
5/20/2015	0.018	0.029							
5/21/2015			0.036		0.02		0.022	0.023	0.011
5/22/2015				0.011		0.015			
11/12/2015			0.038		0.019				0.012
11/13/2015	0.02	0.041		0.011		0.016	0.025	0.023	
4/6/2016							0.0239		
4/7/2016	0.0207	0.0381			0.0201				0.0116
4/8/2016			0.0261					0.0244	
4/11/2016				0.012		0.0167			
6/14/2016	0.019	0.034	0.023		0.017		0.021	0.023	
6/15/2016						0.015			
6/16/2016				0.011					
6/17/2016									0.012
8/9/2016	0.017	0.032	0.026		0.017			0.026	
8/10/2016						0.015	0.019		0.012
8/11/2016				0.012					
10/10/2016	0.02	0.037							
10/11/2016			0.03		0.02	0.017	0.02	0.022	
10/13/2016				0.012					
10/14/2016									0.016
12/2/2016	0.02	0.038			0.02		0.022		
12/5/2016			0.026	0.013		0.017		0.025	
12/19/2016									0.012
2/9/2017		0.048			0.018				
2/10/2017	0.018		0.023				0.03	0.026	

Prediction Limit

Constituent: Barium, Total (mg/L) Analysis Run 3/28/2024 8:08 PM View: Appendix I - Two-Step

Plant Scherer Data: Scherer PAC-CCR

	GWA-46 (bg)	GWA-45 (bg)	GWA-47 (bg)	GWC-52	GWA-49 (bg)	GWC-29	GWA-21 (bg)	GWA-22 (bg)	GWA-48 (bg)
2/13/2017				0.012		0.016			0.017
4/7/2017	0.02	0.045	0.024		0.018			0.021	0.011
4/10/2017						0.015	0.025		
4/11/2017				0.012					
6/22/2017		0.049	0.025		0.02				0.014
6/23/2017	0.021					0.017	0.026		
6/24/2017				0.013					
6/26/2017								0.028	
10/9/2017							0.025	0.021	
10/10/2017	0.018	0.044	0.022		0.02	0.016			0.012
10/11/2017				0.012					
3/22/2018		0.0495 (D)	0.024		0.018				
3/23/2018	0.02								0.012
3/26/2018				0.013		0.015	0.026	0.022 (D)	
10/3/2018		0.042			0.018		0.00049 (O)	0.022	0.012
10/4/2018	0.019			0.013		0.018			
10/5/2018			0.026						
3/27/2019	0.021	0.057	0.026		0.019		0.024	0.022	0.013
3/28/2019				0.014		0.017			
9/12/2019	0.022	0.1 (L)	0.028	0.017	0.022	0.019	0.025	0.023	0.016
12/2/2019		0.11 (RL)							
3/19/2020	0.023	0.11 (L)		0.018	0.02	0.019	0.027	0.024	0.02
3/20/2020			0.029						
9/10/2020					0.02	0.02	0.023	0.022	
9/11/2020	0.022	0.15 (L)	0.026	0.017					0.013
4/2/2021		0.11 (L)					0.02	0.023	
4/5/2021	0.022		0.028	0.019					0.015
4/6/2021					0.02	0.018			
8/12/2021	0.023	0.091			0.024		0.023	0.024	0.013
8/13/2021			0.026			0.021			
8/17/2021				0.02					
2/14/2022	0.024	0.077	0.029	0.021	0.022	0.02	0.024		0.014
2/15/2022								0.032	
8/26/2022							0.026	0.021	
8/30/2022					0.021				
8/31/2022	0.022	0.065	0.031	0.022		0.025			0.016
2/28/2023	0.022	0.056	0.027				0.022	0.02	0.014
3/1/2023				0.023	0.019	0.02			
8/2/2023							0.018		
8/3/2023	0.021	0.055	0.027	0.021	0.02	0.019		0.018	0.013
2/29/2024							0.021		
3/4/2024	0.022	0.057	0.032	0.025	0.019	0.025		0.022	0.015

Prediction Limit

Constituent: Chromium, Total (mg/L) Analysis Run 3/28/2024 8:08 PM View: Appendix I - Two-Step

Plant Scherer Data: Scherer PAC-CCR

	GWA-47 (bg)	GWA-46 (bg)	GWA-45 (bg)	GWC-52	GWA-49 (bg)	GWA-48 (bg)	GWA-22 (bg)	GWA-21 (bg)
12/20/2010	0.0064	0.0036 (J)	<0.002					
12/21/2010				0.01	0.0073	0.0094		
12/22/2010							0.0029 (J)	0.0052
2/1/2011	0.015	0.0037 (J)						
2/14/2011			<0.002		0.0051	0.028	0.0027 (J)	0.0057
2/15/2011				0.0087				
3/21/2011		0.004 (J)	<0.002	0.0083	0.0067			
3/22/2011							0.0049 (J)	0.0055
3/23/2011	0.0084					0.0042 (J)		
4/26/2011		0.0037 (J)	<0.002		0.0065		0.0048 (J)	0.0069
4/27/2011	0.011					<0.002		
4/28/2011				0.0076				
10/25/2011						0.0062		
10/26/2011	0.0061		<0.002	0.0078	0.0068			
10/27/2011		0.0047 (J)					0.0023 (J)	0.011
5/1/2012	0.0072		<0.002	0.0049 (J)		0.011	0.0051	0.0056
5/2/2012		0.005 (J)			0.011			
11/8/2012	0.015	0.0081	<0.002		0.0052	0.0089	0.0034 (J)	<0.002
11/9/2012				0.0066				
5/7/2013	0.044	0.0035 (J)				0.019	0.0078	0.0036 (J)
5/8/2013			<0.002	0.0082	0.0059			
11/4/2013		0.0056 (J)	<0.002	0.013			0.0055 (J)	0.0032 (J)
11/5/2013	0.023				0.0044 (J)	0.0057 (J)		
5/23/2014	0.022				0.0087 (J)	0.0084 (J)		
5/24/2014		0.005 (J)	<0.002	0.012			0.0075 (J)	0.0043 (J)
11/7/2014	0.013	0.004 (J)	<0.002	0.0084 (J)	0.0048 (J)	0.011		
11/8/2014							0.0048 (J)	<0.002
5/20/2015		0.0062 (J)	0.0025 (O)					
5/21/2015	0.029				0.006 (J)	0.013	0.0082 (J)	0.002 (J)
5/22/2015				0.0096 (J)				
11/12/2015	0.045				0.007 (J)	0.015		
11/13/2015		0.0067 (J)	0.0042 (O)	0.011			0.0079 (J)	<0.002
4/6/2016								0.00278 (J)
4/7/2016		0.00467 (J)	<0.002		0.0056 (J)	0.00498 (J)		
4/8/2016	<0.002						<0.002	
4/11/2016				0.0101				
6/14/2016	<0.002	<0.002	<0.002		<0.002		<0.002	<0.002
6/16/2016				<0.002				
6/17/2016						<0.002		
8/9/2016	0.008	0.0041	<0.002		0.0053		0.0079	
8/10/2016						0.0047		0.0019 (J)
8/11/2016				0.0097				
10/10/2016		0.0041	<0.002					
10/11/2016	0.0079				0.0058		0.0069	0.0024 (J)
10/13/2016				0.012				
10/14/2016						0.0056		
12/2/2016		0.0039	<0.002		0.0071			0.0023 (J)
12/5/2016	0.0057			0.012			0.0077	
12/19/2016						0.0039		
2/9/2017			<0.002		0.0051			
2/10/2017	0.0062	0.0044					0.0098	0.0021 (J)
2/13/2017				0.011		0.0059		

ND substitution: RL or RL/2 if <15% NDs.

Prediction Limit

Constituent: Chromium, Total (mg/L) Analysis Run 3/28/2024 8:08 PM View: Appendix I - Two-Step

Plant Scherer Data: Scherer PAC-CCR

	GWA-47 (bg)	GWA-46 (bg)	GWA-45 (bg)	GWC-52	GWA-49 (bg)	GWA-48 (bg)	GWA-22 (bg)	GWA-21 (bg)
4/7/2017	0.0072	0.0046	<0.002		0.006	0.0051	0.0081	
4/10/2017								0.002 (J)
4/11/2017				0.011				
6/22/2017	0.0074		<0.002		0.0056	0.005		
6/23/2017		0.005						0.0018 (J)
6/24/2017				0.0095				
6/26/2017							0.0084	
10/9/2017							0.0082	0.0016 (J)
10/10/2017	0.0072	0.0088	<0.002		0.0073	0.005		
10/11/2017				0.0096				
3/22/2018	0.0074		<0.002 (D)		0.0051			
3/23/2018		0.0045				0.005		
3/26/2018				0.012			0.0088	0.0011 (J)
10/3/2018			<0.002		0.0052	0.0051	0.0086	0.0014 (J)
10/4/2018		0.0047		0.016				
10/5/2018	0.0083							
3/27/2019	0.0081	0.0048	<0.002		0.0056	0.0051	0.0078	0.003
3/28/2019				0.019				
9/12/2019	0.0088	0.0051	<0.002	0.027	0.0075	0.0085	0.0092	0.0047
3/19/2020		0.0043	<0.002	0.029	0.0055	0.0063	0.011	0.0026
3/20/2020	0.0085							
9/10/2020					0.0063		0.0077	0.0019 (J)
9/11/2020	0.0081	0.0042	<0.002	0.028		0.0053		
4/2/2021			<0.002				0.01	0.0029
4/5/2021	0.0084	0.0041		0.031		0.0061		
4/6/2021					0.0055			
8/12/2021		0.0045	<0.002		0.0096	0.0058	0.008	0.0016 (J)
8/13/2021	0.0082							
8/17/2021				0.034				
2/14/2022	0.0086	0.0047	<0.002	0.036	0.0076	0.0058		0.0026
2/15/2022							0.013	
8/26/2022							0.0078	0.0016 (J)
8/30/2022					0.0064			
8/31/2022	0.0084	0.0048	<0.002	0.038		0.0059		
2/28/2023	0.0084	0.0047	<0.002			0.0058	0.01	0.0024
3/1/2023				0.038	0.0057			
8/2/2023								0.0028
8/3/2023	0.0092	0.0053	0.0012 (J)	0.035	0.0065	0.0056	0.0089	
2/29/2024								0.0021
3/4/2024	0.01	0.0048	0.0016 (J)	0.033	0.006	0.0063	0.011	

ND substitution: RL or RL/2 if <15% NDs.

FIGURE F.

Appendix I Trend Tests Summary - Significant Results

Plant Scherer Data: Scherer PAC-CCR Printed 3/28/2024, 8:10 PM

Constituent	Well	Slope	Calc.	Critical	Sig.	N	%NDs	Normality	Alpha	Method
Barium, Total (mg/L)	**GWA-22 (bg)**	**-0.0003928**	**-232**	**-184**	**Yes**	**35**	**0**	**n/a**	**0.01**	**NP**
Barium, Total (mg/L)	**GWA-45 (bg)**	**0.003807**	**333**	**152**	**Yes**	**31**	**0**	**n/a**	**0.01**	**NP**
Barium, Total (mg/L)	**GWA-46 (bg)**	**0.000342**	**299**	**176**	**Yes**	**34**	**0**	**n/a**	**0.01**	**NP**
Barium, Total (mg/L)	**GWC-29**	**0.0005052**	**360**	**184**	**Yes**	**35**	**0**	**n/a**	**0.01**	**NP**
Barium, Total (mg/L)	**GWC-52**	**0.001046**	**485**	**184**	**Yes**	**35**	**0**	**n/a**	**0.01**	**NP**
Chromium, Total (mg/L)	**GWA-21 (bg)**	**-0.0003133**	**-297**	**-184**	**Yes**	**35**	**11.43**	**n/a**	**0.01**	**NP**
Chromium, Total (mg/L)	**GWA-22 (bg)**	**0.0005121**	**377**	**184**	**Yes**	**35**	**5.714**	**n/a**	**0.01**	**NP**
Chromium, Total (mg/L)	**GWC-52**	**0.002259**	**396**	**184**	**Yes**	**35**	**2.857**	**n/a**	**0.01**	**NP**

Appendix I Trend Tests Summary - All Results

Plant Scherer Data: Scherer PAC-CCR Printed 3/28/2024, 8:10 PM

Constituent	Well	Slope	Calc.	Critical	Sig.	N	%NDs	Normality	Alpha	Method
Barium, Total (mg/L)	GWA-21 (bg)	0.0002252	103	176	No	34	0	n/a	0.01	NP
Barium, Total (mg/L)	**GWA-22 (bg)**	**-0.0003928**	**-232**	**-184**	**Yes**	**35**	**0**	**n/a**	**0.01**	**NP**
Barium, Total (mg/L)	**GWA-45 (bg)**	**0.003807**	**333**	**152**	**Yes**	**31**	**0**	**n/a**	**0.01**	**NP**
Barium, Total (mg/L)	**GWA-46 (bg)**	**0.000342**	**299**	**176**	**Yes**	**34**	**0**	**n/a**	**0.01**	**NP**
Barium, Total (mg/L)	GWA-47 (bg)	-0.0002967	-68	-176	No	34	0	n/a	0.01	NP
Barium, Total (mg/L)	GWA-48 (bg)	0	3	167	No	33	0	n/a	0.01	NP
Barium, Total (mg/L)	GWA-49 (bg)	0	34	184	No	35	0	n/a	0.01	NP
Barium, Total (mg/L)	**GWC-29**	**0.0005052**	**360**	**184**	**Yes**	**35**	**0**	**n/a**	**0.01**	**NP**
Barium, Total (mg/L)	**GWC-52**	**0.001046**	**485**	**184**	**Yes**	**35**	**0**	**n/a**	**0.01**	**NP**
Chromium, Total (mg/L)	**GWA-21 (bg)**	**-0.0003133**	**-297**	**-184**	**Yes**	**35**	**11.43**	**n/a**	**0.01**	**NP**
Chromium, Total (mg/L)	**GWA-22 (bg)**	**0.0005121**	**377**	**184**	**Yes**	**35**	**5.714**	**n/a**	**0.01**	**NP**
Chromium, Total (mg/L)	GWA-45 (bg)	0	-61	-167	No	33	93.94	n/a	0.01	NP
Chromium, Total (mg/L)	GWA-46 (bg)	0.00004906	104	184	No	35	2.857	n/a	0.01	NP
Chromium, Total (mg/L)	GWA-47 (bg)	0.00004195	36	184	No	35	5.714	n/a	0.01	NP
Chromium, Total (mg/L)	GWA-48 (bg)	-0.00005835	-53	-184	No	35	5.714	n/a	0.01	NP
Chromium, Total (mg/L)	GWA-49 (bg)	0.00003566	34	184	No	35	2.857	n/a	0.01	NP
Chromium, Total (mg/L)	**GWC-52**	**0.002259**	**396**	**184**	**Yes**	**35**	**2.857**	**n/a**	**0.01**	**NP**

Sanitas™ v.10.0.16b Software licensed to . UG

Sen's Slope Estimator

GWA-21 (bg)

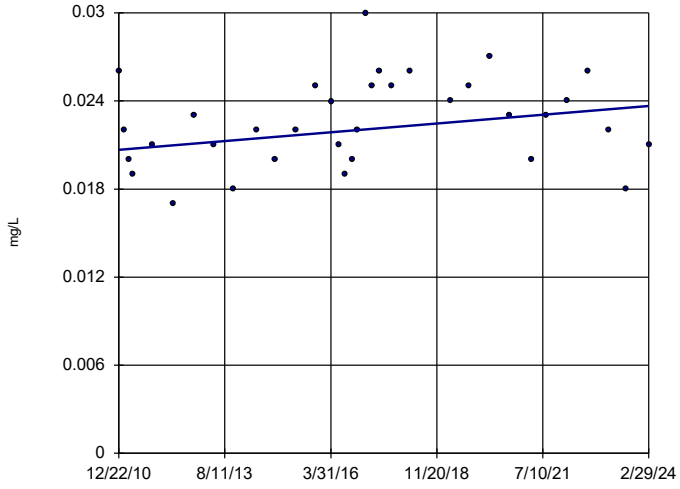

n = 34

Slope = 0.0002252 units per year.

Mann-Kendall statistic = 103 critical = 176

Trend not significant at 99% confidence level (α = 0.005 per tail).

Constituent: Barium, Total Analysis Run 3/28/2024 8:09 PM View: Appendix I - Trend Tests

Plant Scherer Data: Scherer PAC-CCR

Sanitas™ v.10.0.16b Software licensed to . UG

Sen's Slope Estimator

GWA-22 (bg)

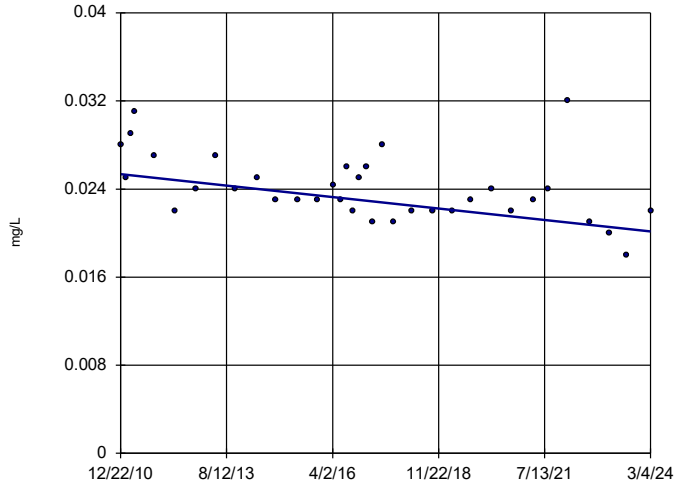

n = 35

Slope = -0.0003928 units per year.

Mann-Kendall statistic = -232 critical = -184

Decreasing trend significant at 99% confidence level (α = 0.005 per tail).

Constituent: Barium, Total Analysis Run 3/28/2024 8:09 PM View: Appendix I - Trend Tests

Plant Scherer Data: Scherer PAC-CCR

Sanitas™ v.10.0.16b Software licensed to . UG

Sen's Slope Estimator

GWA-45 (bg)

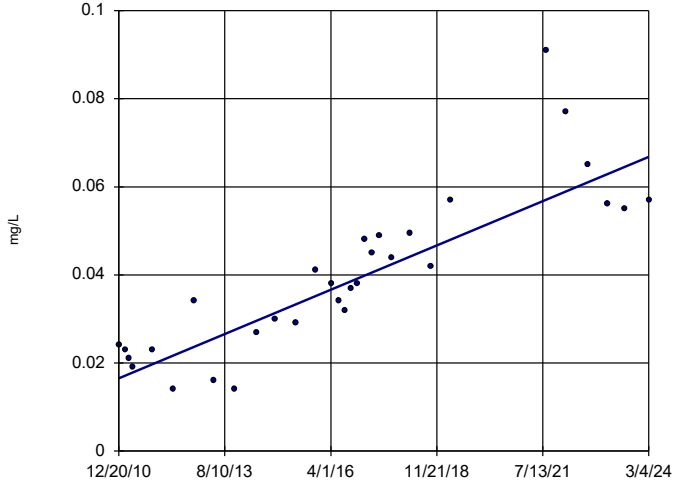

n = 31

Slope = 0.003807 units per year.

Mann-Kendall statistic = 333 critical = 152

Increasing trend significant at 99% confidence level (α = 0.005 per tail).

Constituent: Barium, Total Analysis Run 3/28/2024 8:09 PM View: Appendix I - Trend Tests

Plant Scherer Data: Scherer PAC-CCR

Sanitas™ v.10.0.16b Software licensed to . UG

Sen's Slope Estimator

GWA-46 (bg)

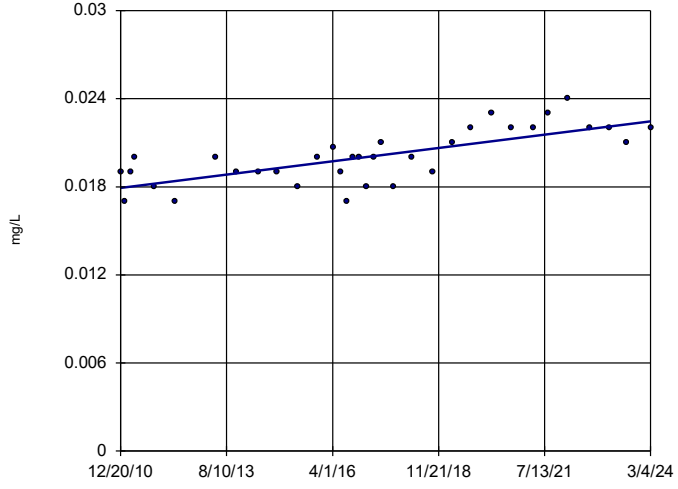

n = 34

Slope = 0.000342 units per year.

Mann-Kendall statistic = 299 critical = 176

Increasing trend significant at 99% confidence level (α = 0.005 per tail).

Constituent: Barium, Total Analysis Run 3/28/2024 8:09 PM View: Appendix I - Trend Tests

Plant Scherer Data: Scherer PAC-CCR

Sanitas™ v.10.0.16b Software licensed to . UG

Sen's Slope Estimator

GWA-47 (bg)

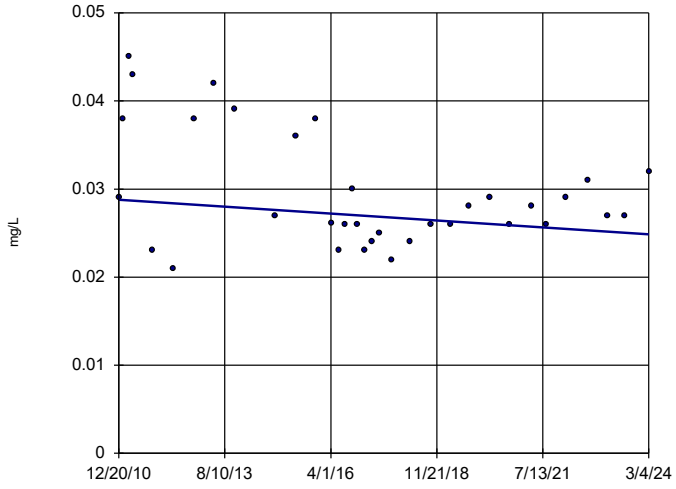

n = 34

Slope = -0.0002967 units per year.

Mann-Kendall statistic = -68 critical = -176

Trend not significant at 99% confidence level (α = 0.005 per tail).

Constituent: Barium, Total Analysis Run 3/28/2024 8:09 PM View: Appendix I - Trend Tests

Plant Scherer Data: Scherer PAC-CCR

Sanitas™ v.10.0.16b Software licensed to . UG

Sen's Slope Estimator

GWA-48 (bg)

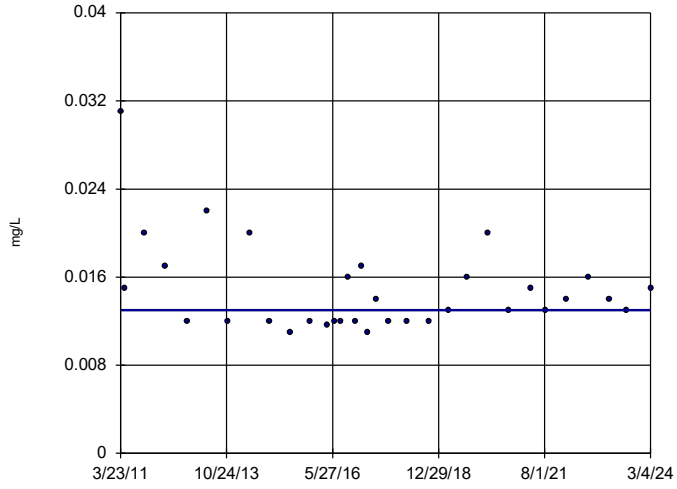

n = 33

Slope = 0 units per year.

Mann-Kendall statistic = 3 critical = 167

Trend not significant at 99% confidence level (α = 0.005 per tail).

Constituent: Barium, Total Analysis Run 3/28/2024 8:09 PM View: Appendix I - Trend Tests

Plant Scherer Data: Scherer PAC-CCR

Sanitas™ v.10.0.16b Software licensed to . UG

Sen's Slope Estimator

GWA-49 (bg)

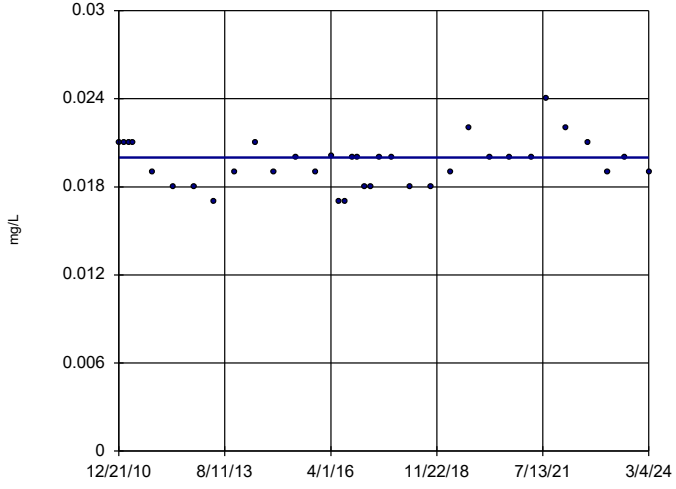

n = 35

Slope = 0 units per year.

Mann-Kendall statistic = 34 critical = 184

Trend not significant at 99% confidence level (α = 0.005 per tail).

Constituent: Barium, Total Analysis Run 3/28/2024 8:09 PM View: Appendix I - Trend Tests

Plant Scherer Data: Scherer PAC-CCR

Sanitas™ v.10.0.16b Software licensed to . UG

Sen's Slope Estimator

GWC-29

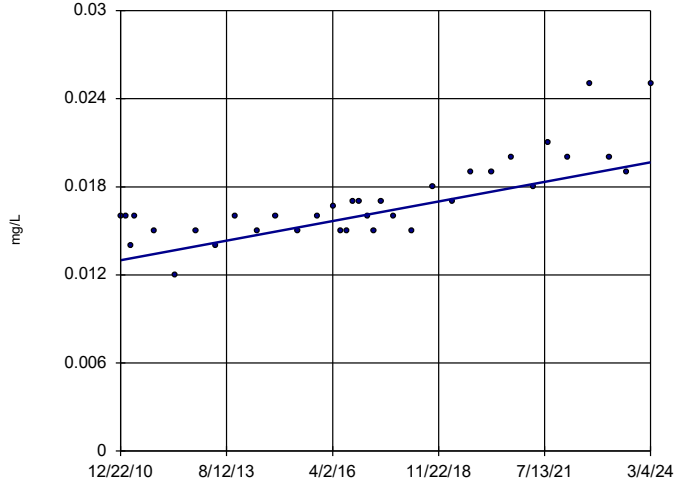

n = 35

Slope = 0.0005052 units per year.

Mann-Kendall statistic = 360 critical = 184

Increasing trend significant at 99% confidence level (α = 0.005 per tail).

Constituent: Barium, Total Analysis Run 3/28/2024 8:09 PM View: Appendix I - Trend Tests

Plant Scherer Data: Scherer PAC-CCR

Sanitas™ v.10.0.16b Software licensed to . UG

Sen's Slope Estimator

GWC-52

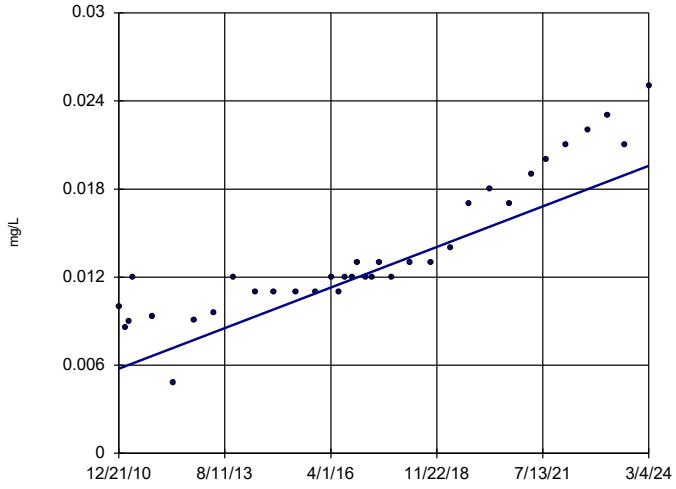

n = 35

Slope = 0.001046 units per year.

Mann-Kendall statistic = 485 critical = 184

Increasing trend significant at 99% confidence level (α = 0.005 per tail).

Constituent: Barium, Total Analysis Run 3/28/2024 8:09 PM View: Appendix I - Trend Tests

Plant Scherer Data: Scherer PAC-CCR

Sanitas™ v.10.0.16b Software licensed to . UG

Hollow symbols indicate censored values.

Sen's Slope Estimator

GWA-21 (bg)

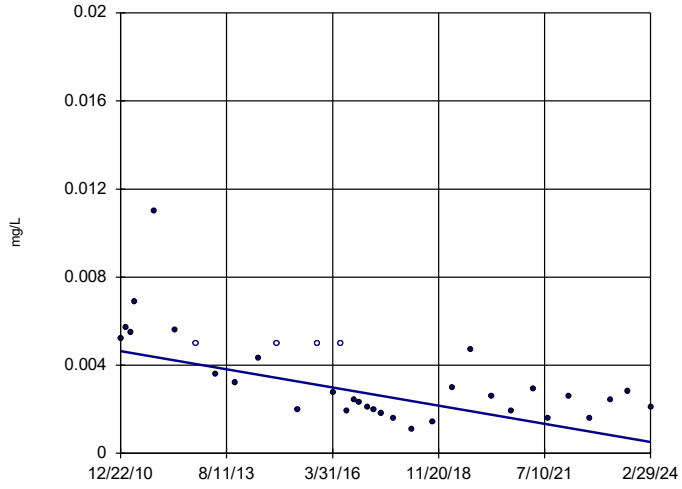

n = 35

Slope = -0.0003133 units per year.

Mann-Kendall statistic = -297 critical = -184

Decreasing trend significant at 99% confidence level (α = 0.005 per tail).

Constituent: Chromium, Total Analysis Run 3/28/2024 8:09 PM View: Appendix I - Trend Tests

Plant Scherer Data: Scherer PAC-CCR

Sanitas™ v.10.0.16b Software licensed to . UG

Hollow symbols indicate censored values.

Sen's Slope Estimator

GWA-22 (bg)

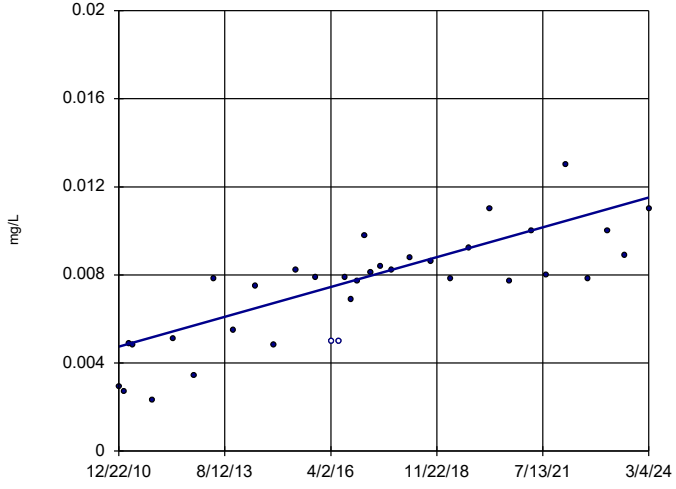

n = 35

Slope = 0.0005121 units per year.

Mann-Kendall statistic = 377 critical = 184

Increasing trend significant at 99% confidence level (α = 0.005 per tail).

Constituent: Chromium, Total Analysis Run 3/28/2024 8:09 PM View: Appendix I - Trend Tests

Plant Scherer Data: Scherer PAC-CCR

Sanitas™ v.10.0.16b Software licensed to . UG

Hollow symbols indicate censored values.

Sen's Slope Estimator

GWA-45 (bg)

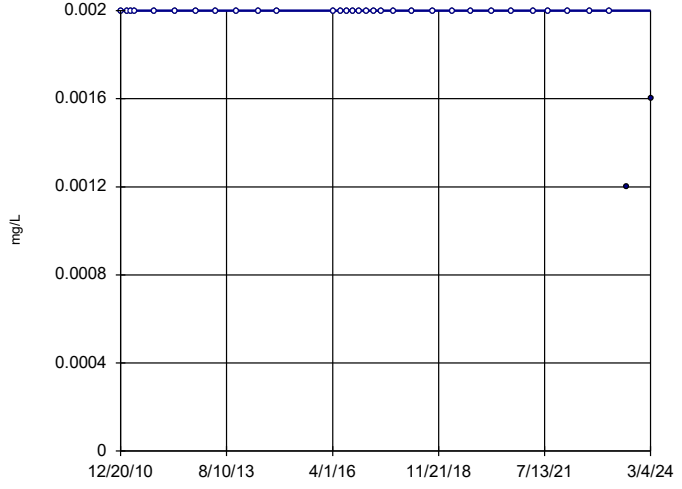

n = 33

Slope = 0 units per year.

Mann-Kendall statistic = -61 critical = -167

Trend not significant at 99% confidence level (α = 0.005 per tail).

Constituent: Chromium, Total Analysis Run 3/28/2024 8:09 PM View: Appendix I - Trend Tests

Plant Scherer Data: Scherer PAC-CCR

Sanitas™ v.10.0.16b Software licensed to . UG
Hollow symbols indicate censored values.

Sen's Slope Estimator

GWA-46 (bg)

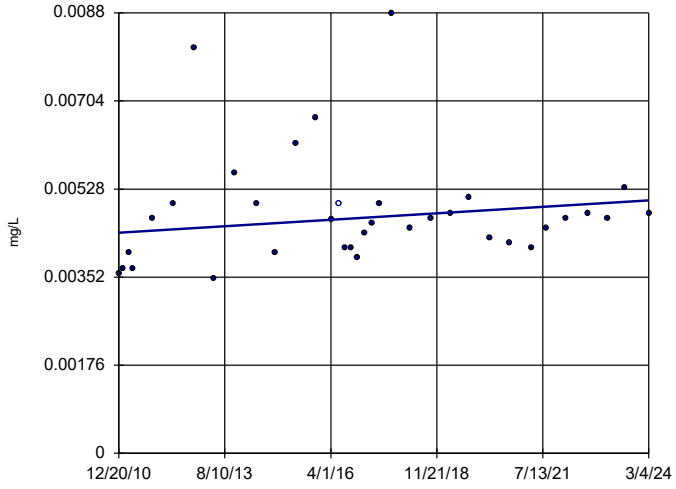

n = 35

Slope = 0.00004906 units per year.

Mann-Kendall statistic = 104 critical = 184

Trend not significant at 99% confidence level (α = 0.005 per tail).

Constituent: Chromium, Total Analysis Run 3/28/2024 8:09 PM View: Appendix I - Trend Tests

Plant Scherer Data: Scherer PAC-CCR

Sanitas™ v.10.0.16b Software licensed to . UG
Hollow symbols indicate censored values.

Sen's Slope Estimator

GWA-47 (bg)

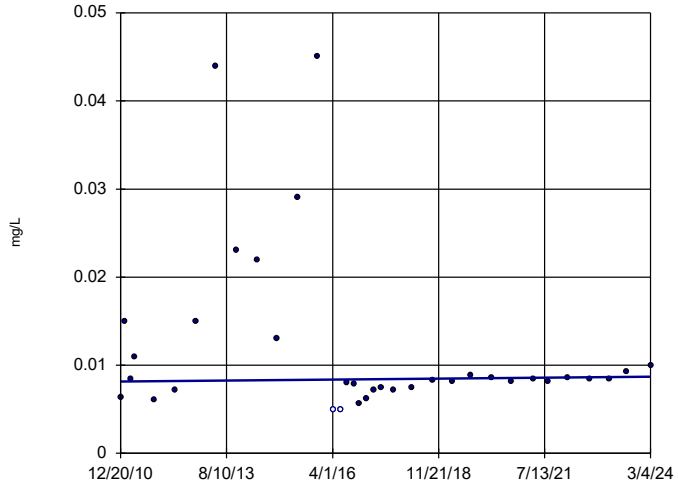

n = 35

Slope = 0.00004195 units per year.

Mann-Kendall statistic = 36 critical = 184

Trend not significant at 99% confidence level (α = 0.005 per tail).

Constituent: Chromium, Total Analysis Run 3/28/2024 8:09 PM View: Appendix I - Trend Tests

Plant Scherer Data: Scherer PAC-CCR

Sanitas™ v.10.0.16b Software licensed to . UG
Hollow symbols indicate censored values.

Sen's Slope Estimator

GWA-48 (bg)

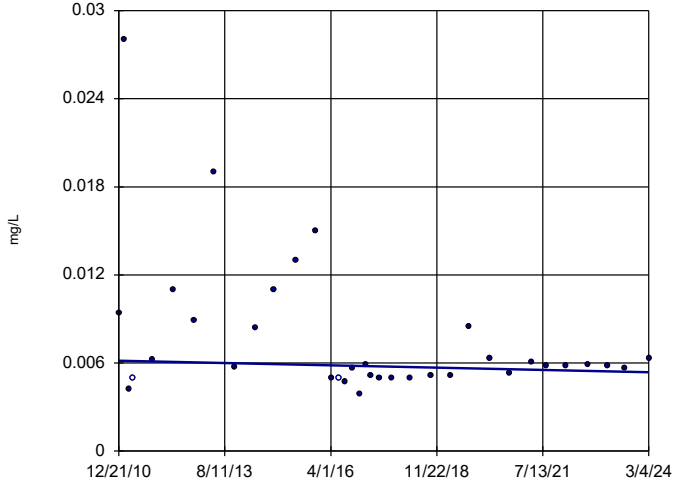

n = 35

Slope = -0.00005835 units per year.

Mann-Kendall statistic = -53 critical = -184

Trend not significant at 99% confidence level (α = 0.005 per tail).

Constituent: Chromium, Total Analysis Run 3/28/2024 8:09 PM View: Appendix I - Trend Tests

Plant Scherer Data: Scherer PAC-CCR

Sanitas™ v.10.0.16b Software licensed to . UG
Hollow symbols indicate censored values.

Sen's Slope Estimator

GWA-49 (bg)

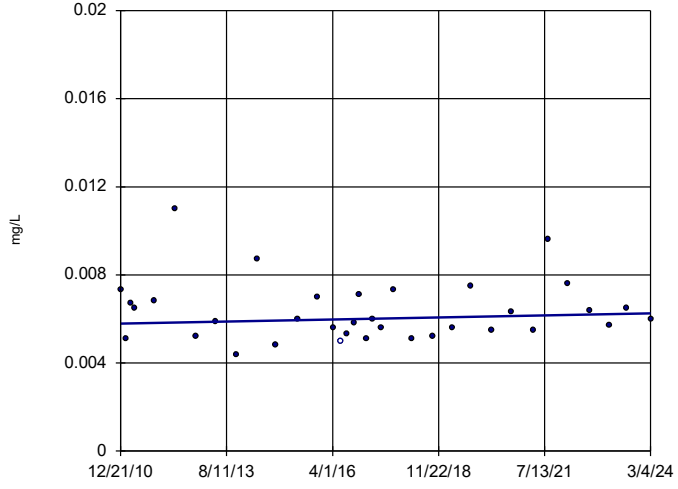

n = 35

Slope = 0.00003566 units per year.

Mann-Kendall statistic = 34 critical = 184

Trend not significant at 99% confidence level (α = 0.005 per tail).

Constituent: Chromium, Total Analysis Run 3/28/2024 8:09 PM View: Appendix I - Trend Tests

Plant Scherer Data: Scherer PAC-CCR

Sanitas™ v.10.0.16b Software licensed to . UG
Hollow symbols indicate censored values.

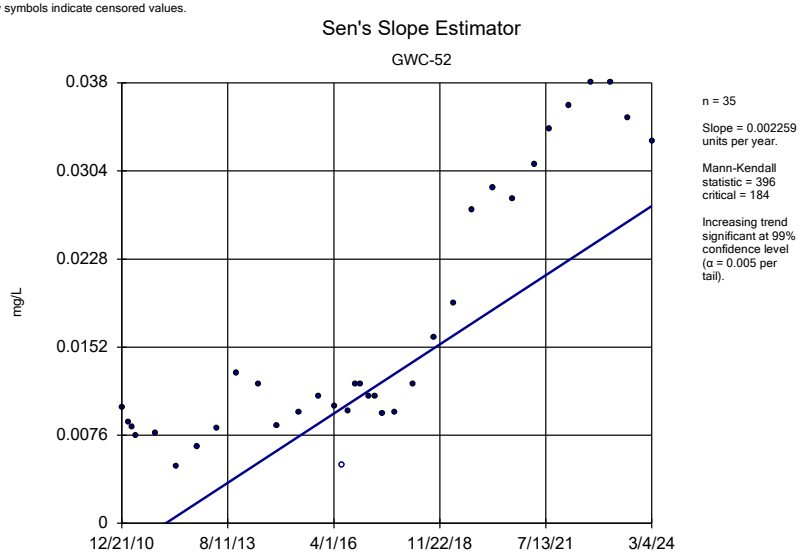

n = 35

Slope = 0.002259 units per year.

Mann-Kendall statistic = 396 critical = 184

Increasing trend significant at 99% confidence level (α = 0.005 per tail).

Constituent: Chromium, Total Analysis Run 3/28/2024 8:09 PM View: Appendix I - Trend Tests
Plant Scherer Data: Scherer PAC-CCR

FIGURE G.

Appendix III Intrawell Prediction Limits - Significant Results

Plant Scherer Client: Southern Company Data: Scherer PAC-CCR Printed 3/28/2024, 12:20 PM

Constituent	Well	Upper Lim.	Lower Lim.	Date	Observ.	Sig.	Bg N	Bg Mean	Std. Dev.	%NDs	ND Adj.	Transform	Alpha	Method
Calcium (mg/L)	**GWA-22**	**10.02**	**n/a**	**3/4/2024**	**11**	**Yes**	**19**	**7.211**	**1.352**	**0**	**None**	**No**	**0.001504**	**Param Intra 1 of 2**
Calcium (mg/L)	**GWA-47**	**13**	**n/a**	**3/4/2024**	**15**	**Yes**	**19**	**n/a**	**n/a**	**0**	**n/a**	**n/a**	**0.004832**	**NP Intra (normality) 1 of 2**
Calcium (mg/L)	**GWC-29**	**17**	**n/a**	**3/4/2024**	**18**	**Yes**	**19**	**n/a**	**n/a**	**0**	**n/a**	**n/a**	**0.004832**	**NP Intra (normality) 1 of 2**
Calcium (mg/L)	**GWC-51**	**7.914**	**n/a**	**3/4/2024**	**8.1**	**Yes**	**19**	**6.811**	**0.5301**	**0**	**None**	**No**	**0.001504**	**Param Intra 1 of 2**
Calcium (mg/L)	**GWC-52**	**22.55**	**n/a**	**3/4/2024**	**28**	**Yes**	**19**	**15.64**	**3.322**	**0**	**None**	**No**	**0.001504**	**Param Intra 1 of 2**
Chloride (mg/L)	**GWA-45**	**13**	**n/a**	**3/4/2024**	**14**	**Yes**	**19**	**n/a**	**n/a**	**0**	**n/a**	**n/a**	**0.004832**	**NP Intra (normality) 1 of 2**
Chloride (mg/L)	**GWC-51**	**8.175**	**n/a**	**3/4/2024**	**8.4**	**Yes**	**18**	**1.945**	**0.07427**	**0**	**None**	**ln(x)**	**0.001504**	**Param Intra 1 of 2**
Chloride (mg/L)	**GWC-53**	**13**	**n/a**	**3/4/2024**	**15**	**Yes**	**19**	**n/a**	**n/a**	**0**	**n/a**	**n/a**	**0.004832**	**NP Intra (normality) 1 of 2**
pH (S.U.)	**GWA-22**	**6.307**	**5.548**	**3/4/2024**	**6.41**	**Yes**	**22**	**5.928**	**0.187**	**0**	**None**	**No**	**0.000752**	**Param Intra 1 of 2**
pH (S.U.)	**GWA-45**	**6.48**	**5.92**	**3/4/2024**	**6.54**	**Yes**	**23**	**n/a**	**n/a**	**0**	**n/a**	**n/a**	**0.006831**	**NP Intra (normality) 1 of 2**
pH (S.U.)	**GWC-29**	**6.3**	**5.72**	**3/4/2024**	**6.52**	**Yes**	**23**	**n/a**	**n/a**	**0**	**n/a**	**n/a**	**0.006831**	**NP Intra (normality) 1 of 2**
pH (S.U.)	**GWC-52**	**6.787**	**6.53**	**3/4/2024**	**7.01**	**Yes**	**25**	**6.659**	**0.06463**	**0**	**None**	**No**	**0.000752**	**Param Intra 1 of 2**
pH (S.U.)	**GWC-53**	**5.752**	**5.445**	**3/4/2024**	**5.9**	**Yes**	**23**	**5.598**	**0.07608**	**0**	**None**	**No**	**0.000752**	**Param Intra 1 of 2**
Sulfate (mg/L)	**GWA-21**	**2.686**	**n/a**	**2/29/2024**	**2.8**	**Yes**	**19**	**1.398**	**0.6191**	**5.263**	**None**	**No**	**0.001504**	**Param Intra 1 of 2**
Sulfate (mg/L)	**GWC-51**	**2.7**	**n/a**	**3/4/2024**	**2.9**	**Yes**	**19**	**n/a**	**n/a**	**52.63**	**n/a**	**n/a**	**0.004832**	**NP Intra (NDs) 1 of 2**
Sulfate (mg/L)	**GWC-52**	**26.35**	**n/a**	**3/4/2024**	**90**	**Yes**	**11**	**12.57**	**5.74**	**9.091**	**None**	**No**	**0.001504**	**Param Intra 1 of 2**
Sulfate (mg/L)	**GWC-53**	**170**	**n/a**	**3/4/2024**	**180**	**Yes**	**19**	**n/a**	**n/a**	**0**	**n/a**	**n/a**	**0.004832**	**NP Intra (normality) 1 of 2**

Appendix III Intrawell Prediction Limits - All Results

Plant Scherer Client: Southern Company Data: Scherer PAC-CCR Printed 3/28/2024, 12:20 PM

Constituent	Well	Upper Lim.	Lower Lim.	Date	Observ.	Sig.	Bg N	Bg Mean	Std. Dev.	%NDs	ND Adj.	Transform	Alpha	Method
Boron (mg/L)	GWA-21	0.08	n/a	2/29/2024	0.08ND	No	19	n/a	n/a	89.47	n/a	n/a	0.004832	NP Intra (NDs) 1 of 2
Boron (mg/L)	GWA-22	0.08	n/a	3/4/2024	0.033J	No	19	n/a	n/a	100	n/a	n/a	0.004832	NP Intra (NDs) 1 of 2
Boron (mg/L)	GWA-45	1.35	n/a	3/4/2024	0.98	No	10	0.932	0.1688	0	None	No	0.001504	Param Intra 1 of 2
Boron (mg/L)	GWA-46	0.08	n/a	3/4/2024	0.022J	No	19	n/a	n/a	100	n/a	n/a	0.004832	NP Intra (NDs) 1 of 2
Boron (mg/L)	GWA-47	0.08	n/a	3/4/2024	0.08ND	No	19	n/a	n/a	94.74	n/a	n/a	0.004832	NP Intra (NDs) 1 of 2
Boron (mg/L)	GWA-48	0.08	n/a	3/4/2024	0.08ND	No	19	n/a	n/a	94.74	n/a	n/a	0.004832	NP Intra (NDs) 1 of 2
Boron (mg/L)	GWA-49	0.08	n/a	3/4/2024	0.08ND	No	19	n/a	n/a	100	n/a	n/a	0.004832	NP Intra (NDs) 1 of 2
Boron (mg/L)	GWC-29	0.08	n/a	3/4/2024	0.08ND	No	19	n/a	n/a	94.74	n/a	n/a	0.004832	NP Intra (NDs) 1 of 2
Boron (mg/L)	GWC-50	0.08	n/a	3/4/2024	0.08ND	No	19	n/a	n/a	100	n/a	n/a	0.004832	NP Intra (NDs) 1 of 2
Boron (mg/L)	GWC-51	0.08	n/a	3/4/2024	0.036J	No	19	n/a	n/a	100	n/a	n/a	0.004832	NP Intra (NDs) 1 of 2
Boron (mg/L)	GWC-52	0.08	n/a	3/4/2024	0.023J	No	19	n/a	n/a	100	n/a	n/a	0.004832	NP Intra (NDs) 1 of 2
Boron (mg/L)	GWC-53	1.09	n/a	3/4/2024	0.97	No	19	0.946	0.06939	0	None	No	0.001504	Param Intra 1 of 2
Calcium (mg/L)	GWA-21	11.24	n/a	2/29/2024	6.7	No	19	8.656	1.24	0	None	No	0.001504	Param Intra 1 of 2
Calcium (mg/L)	**GWA-22**	**10.02**	**n/a**	**3/4/2024**	**11**	**Yes**	**19**	**7.211**	**1.352**	**0**	**None**	**No**	**0.001504**	**Param Intra 1 of 2**
Calcium (mg/L)	GWA-45	47.22	n/a	3/4/2024	25	No	19	34.49	6.119	0	None	No	0.001504	Param Intra 1 of 2
Calcium (mg/L)	GWA-46	7.062	n/a	3/4/2024	6.8	No	19	5.804	0.6047	0	None	No	0.001504	Param Intra 1 of 2
Calcium (mg/L)	**GWA-47**	**13**	**n/a**	**3/4/2024**	**15**	**Yes**	**19**	**n/a**	**n/a**	**0**	**n/a**	**n/a**	**0.004832**	**NP Intra (normality) 1 of 2**
Calcium (mg/L)	GWA-48	14	n/a	3/4/2024	13	No	19	n/a	n/a	0	n/a	n/a	0.004832	NP Intra (normality) 1 of 2
Calcium (mg/L)	GWA-49	16	n/a	3/4/2024	14	No	19	n/a	n/a	0	n/a	n/a	0.004832	NP Intra (normality) 1 of 2
Calcium (mg/L)	**GWC-29**	**17**	**n/a**	**3/4/2024**	**18**	**Yes**	**19**	**n/a**	**n/a**	**0**	**n/a**	**n/a**	**0.004832**	**NP Intra (normality) 1 of 2**
Calcium (mg/L)	GWC-50	8.1	n/a	3/4/2024	7.9	No	19	7.149	0.4569	0	None	No	0.001504	Param Intra 1 of 2
Calcium (mg/L)	**GWC-51**	**7.914**	**n/a**	**3/4/2024**	**8.1**	**Yes**	**19**	**6.811**	**0.5301**	**0**	**None**	**No**	**0.001504**	**Param Intra 1 of 2**
Calcium (mg/L)	**GWC-52**	**22.55**	**n/a**	**3/4/2024**	**28**	**Yes**	**19**	**15.64**	**3.322**	**0**	**None**	**No**	**0.001504**	**Param Intra 1 of 2**
Calcium (mg/L)	GWC-53	20.32	n/a	3/4/2024	19	No	19	298.6	54.84	0	None	x^2	0.001504	Param Intra 1 of 2
Chloride (mg/L)	GWA-21	4.416	n/a	2/29/2024	3.7	No	19	3.412	0.4825	0	None	No	0.001504	Param Intra 1 of 2
Chloride (mg/L)	GWA-22	4.767	n/a	3/4/2024	1.8	No	19	1.638	0.2622	0	None	sqrt(x)	0.001504	Param Intra 1 of 2
Chloride (mg/L)	**GWA-45**	**13**	**n/a**	**3/4/2024**	**14**	**Yes**	**19**	**n/a**	**n/a**	**0**	**n/a**	**n/a**	**0.004832**	**NP Intra (normality) 1 of 2**
Chloride (mg/L)	GWA-46	5.759	n/a	3/4/2024	5.4	No	19	3.853	0.9159	0	None	No	0.001504	Param Intra 1 of 2
Chloride (mg/L)	GWA-47	1.847	n/a	3/4/2024	1.8	No	19	1.514	0.16	0	None	No	0.001504	Param Intra 1 of 2
Chloride (mg/L)	GWA-48	2.016	n/a	3/4/2024	1.8	No	18	1.741	0.1305	0	None	No	0.001504	Param Intra 1 of 2
Chloride (mg/L)	GWA-49	2.36	n/a	3/4/2024	2	No	19	2.083	0.1331	0	None	No	0.001504	Param Intra 1 of 2
Chloride (mg/L)	GWC-29	4.103	n/a	3/4/2024	3.4	No	18	3.433	0.3181	0	None	No	0.001504	Param Intra 1 of 2
Chloride (mg/L)	GWC-50	2.1	n/a	3/4/2024	1.9	No	19	n/a	n/a	0	n/a	n/a	0.004832	NP Intra (normality) 1 of 2
Chloride (mg/L)	**GWC-51**	**8.175**	**n/a**	**3/4/2024**	**8.4**	**Yes**	**18**	**1.945**	**0.07427**	**0**	**None**	**ln(x)**	**0.001504**	**Param Intra 1 of 2**
Chloride (mg/L)	GWC-52	8.528	n/a	3/4/2024	8.1	No	18	7.906	0.296	0	None	No	0.001504	Param Intra 1 of 2
Chloride (mg/L)	**GWC-53**	**13**	**n/a**	**3/4/2024**	**15**	**Yes**	**19**	**n/a**	**n/a**	**0**	**n/a**	**n/a**	**0.004832**	**NP Intra (normality) 1 of 2**
Fluoride (mg/L)	GWA-21	0.1	n/a	2/29/2024	0.1ND	No	19	n/a	n/a	52.63	n/a	n/a	0.004832	NP Intra (NDs) 1 of 2
Fluoride (mg/L)	GWA-22	0.1	n/a	3/4/2024	0.1ND	No	19	n/a	n/a	57.89	n/a	n/a	0.004832	NP Intra (NDs) 1 of 2
Fluoride (mg/L)	GWA-45	0.1	n/a	3/4/2024	0.1ND	No	19	n/a	n/a	73.68	n/a	n/a	0.004832	NP Intra (NDs) 1 of 2
Fluoride (mg/L)	GWA-46	0.11	n/a	3/4/2024	0.1ND	No	19	n/a	n/a	68.42	n/a	n/a	0.004832	NP Intra (NDs) 1 of 2
Fluoride (mg/L)	GWA-47	0.1	n/a	3/4/2024	0.1ND	No	19	n/a	n/a	63.16	n/a	n/a	0.004832	NP Intra (NDs) 1 of 2
Fluoride (mg/L)	GWA-48	0.1	n/a	3/4/2024	0.1ND	No	19	n/a	n/a	47.37	n/a	n/a	0.004832	NP Intra (normality) 1 of 2
Fluoride (mg/L)	GWA-49	0.1	n/a	3/4/2024	0.1ND	No	19	n/a	n/a	52.63	n/a	n/a	0.004832	NP Intra (NDs) 1 of 2
Fluoride (mg/L)	GWC-29	0.1	n/a	3/4/2024	0.1ND	No	19	n/a	n/a	52.63	n/a	n/a	0.004832	NP Intra (NDs) 1 of 2
Fluoride (mg/L)	GWC-50	0.1	n/a	3/4/2024	0.1ND	No	19	n/a	n/a	63.16	n/a	n/a	0.004832	NP Intra (NDs) 1 of 2
Fluoride (mg/L)	GWC-51	0.1	n/a	3/4/2024	0.1ND	No	19	n/a	n/a	63.16	n/a	n/a	0.004832	NP Intra (NDs) 1 of 2
Fluoride (mg/L)	GWC-52	0.1	n/a	3/4/2024	0.1ND	No	19	n/a	n/a	57.89	n/a	n/a	0.004832	NP Intra (NDs) 1 of 2
Fluoride (mg/L)	GWC-53	0.1	n/a	3/4/2024	0.1ND	No	19	n/a	n/a	84.21	n/a	n/a	0.004832	NP Intra (NDs) 1 of 2
pH (S.U.)	GWA-21	6.036	5.599	2/29/2024	5.8	No	21	5.818	0.107	0	None	No	0.000752	Param Intra 1 of 2
pH (S.U.)	**GWA-22**	**6.307**	**5.548**	**3/4/2024**	**6.41**	**Yes**	**22**	**5.928**	**0.187**	**0**	**None**	**No**	**0.000752**	**Param Intra 1 of 2**
pH (S.U.)	**GWA-45**	**6.48**	**5.92**	**3/4/2024**	**6.54**	**Yes**	**23**	**n/a**	**n/a**	**0**	**n/a**	**n/a**	**0.006831**	**NP Intra (normality) 1 of 2**
pH (S.U.)	GWA-46	6.83	5.71	3/4/2024	5.94	No	24	n/a	n/a	0	n/a	n/a	0.006247	NP Intra (normality) 1 of 2
pH (S.U.)	GWA-47	6.608	6.308	3/4/2024	6.49	No	26	6.458	0.07553	0	None	No	0.000752	Param Intra 1 of 2
pH (S.U.)	GWA-48	6.966	6.599	3/4/2024	6.86	No	24	6.783	0.09157	0	None	No	0.000752	Param Intra 1 of 2
pH (S.U.)	GWA-49	7.098	6.674	3/4/2024	6.96	No	23	6.886	0.105	0	None	No	0.000752	Param Intra 1 of 2

Appendix III Intrawell Prediction Limits - All Results

Plant Scherer Client: Southern Company Data: Scherer PAC-CCR Printed 3/28/2024, 12:20 PM

Constituent	Well	Upper Lim.	Lower Lim.	Date	Observ.	Sig.	Bg N	Bg Mean	Std. Dev.	%NDs	ND Adj.	Transform	Alpha	Method
pH (S.U.)	**GWC-29**	**6.3**	**5.72**	**3/4/2024**	**6.52**	**Yes**	**23**	**n/a**	**n/a**	**0**	**n/a**	**n/a**	**0.006831**	**NP Intra (normality) 1 of 2**
pH (S.U.)	GWC-50	5.959	5.69	3/4/2024	5.77	No	24	5.824	0.06717	0	None	No	0.000752	Param Intra 1 of 2
pH (S.U.)	GWC-51	6.008	5.744	3/4/2024	5.85	No	25	5.876	0.06614	0	None	No	0.000752	Param Intra 1 of 2
pH (S.U.)	**GWC-52**	**6.787**	**6.53**	**3/4/2024**	**7.01**	**Yes**	**25**	**6.659**	**0.06463**	**0**	**None**	**No**	**0.000752**	**Param Intra 1 of 2**
pH (S.U.)	**GWC-53**	**5.752**	**5.445**	**3/4/2024**	**5.9**	**Yes**	**23**	**5.598**	**0.07608**	**0**	**None**	**No**	**0.000752**	**Param Intra 1 of 2**
Sulfate (mg/L)	**GWA-21**	**2.686**	**n/a**	**2/29/2024**	**2.8**	**Yes**	**19**	**1.398**	**0.6191**	**5.263**	**None**	**No**	**0.001504**	**Param Intra 1 of 2**
Sulfate (mg/L)	GWA-22	1	n/a	3/4/2024	1ND	No	19	n/a	n/a	89.47	n/a	n/a	0.004832	NP Intra (NDs) 1 of 2
Sulfate (mg/L)	GWA-45	190.4	n/a	3/4/2024	160	No	19	151.4	18.71	0	None	No	0.001504	Param Intra 1 of 2
Sulfate (mg/L)	GWA-46	1.1	n/a	3/4/2024	0.64J	No	19	n/a	n/a	63.16	n/a	n/a	0.004832	NP Intra (NDs) 1 of 2
Sulfate (mg/L)	GWA-47	1.1	n/a	3/4/2024	0.46J	No	19	n/a	n/a	78.95	n/a	n/a	0.004832	NP Intra (NDs) 1 of 2
Sulfate (mg/L)	GWA-48	1.68	n/a	3/4/2024	1.4	No	19	1.244	0.2097	0	None	No	0.001504	Param Intra 1 of 2
Sulfate (mg/L)	GWA-49	1	n/a	3/4/2024	0.66J	No	19	n/a	n/a	63.16	n/a	n/a	0.004832	NP Intra (NDs) 1 of 2
Sulfate (mg/L)	GWC-29	3.356	n/a	3/4/2024	2.1	No	19	6.918	2.089	5.263	None	x^2	0.001504	Param Intra 1 of 2
Sulfate (mg/L)	GWC-50	1	n/a	3/4/2024	1ND	No	19	n/a	n/a	89.47	n/a	n/a	0.004832	NP Intra (NDs) 1 of 2
Sulfate (mg/L)	**GWC-51**	**2.7**	**n/a**	**3/4/2024**	**2.9**	**Yes**	**19**	**n/a**	**n/a**	**52.63**	**n/a**	**n/a**	**0.004832**	**NP Intra (NDs) 1 of 2**
Sulfate (mg/L)	**GWC-52**	**26.35**	**n/a**	**3/4/2024**	**90**	**Yes**	**11**	**12.57**	**5.74**	**9.091**	**None**	**No**	**0.001504**	**Param Intra 1 of 2**
Sulfate (mg/L)	**GWC-53**	**170**	**n/a**	**3/4/2024**	**180**	**Yes**	**19**	**n/a**	**n/a**	**0**	**n/a**	**n/a**	**0.004832**	**NP Intra (normality) 1 of 2**
Total Dissolved Solids (mg/L)	GWA-21	129	n/a	2/29/2024	92	No	19	88.89	19.28	0	None	No	0.001504	Param Intra 1 of 2
Total Dissolved Solids (mg/L)	GWA-22	103	n/a	3/4/2024	96	No	19	68.26	16.69	0	None	No	0.001504	Param Intra 1 of 2
Total Dissolved Solids (mg/L)	GWA-45	375.8	n/a	3/4/2024	310	No	19	281.9	45.08	0	None	No	0.001504	Param Intra 1 of 2
Total Dissolved Solids (mg/L)	GWA-46	89.61	n/a	3/4/2024	66	No	19	52.66	17.75	5.263	None	No	0.001504	Param Intra 1 of 2
Total Dissolved Solids (mg/L)	GWA-47	118.9	n/a	3/4/2024	99	No	19	86.95	15.37	0	None	No	0.001504	Param Intra 1 of 2
Total Dissolved Solids (mg/L)	GWA-48	123.1	n/a	3/4/2024	100	No	19	94.05	13.98	0	None	No	0.001504	Param Intra 1 of 2
Total Dissolved Solids (mg/L)	GWA-49	129.2	n/a	3/4/2024	110	No	18	108.6	9.793	0	None	No	0.001504	Param Intra 1 of 2
Total Dissolved Solids (mg/L)	GWC-29	142.1	n/a	3/4/2024	110	No	19	95.79	22.25	0	None	No	0.001504	Param Intra 1 of 2
Total Dissolved Solids (mg/L)	GWC-50	112.5	n/a	3/4/2024	68	No	19	70.21	20.34	0	None	No	0.001504	Param Intra 1 of 2
Total Dissolved Solids (mg/L)	GWC-51	106.2	n/a	3/4/2024	86	No	18	77.39	13.68	0	None	No	0.001504	Param Intra 1 of 2
Total Dissolved Solids (mg/L)	GWC-52	203.8	n/a	3/4/2024	200	No	19	137.1	32.07	0	None	No	0.001504	Param Intra 1 of 2
Total Dissolved Solids (mg/L)	GWC-53	326.8	n/a	3/4/2024	310	No	19	258.3	32.93	0	None	No	0.001504	Param Intra 1 of 2

Sanitas™ v.10.0.16b Software licensed to . UG
Hollow symbols indicate censored values.
Within Limit

Prediction Limit

Intrawell Non-parametric

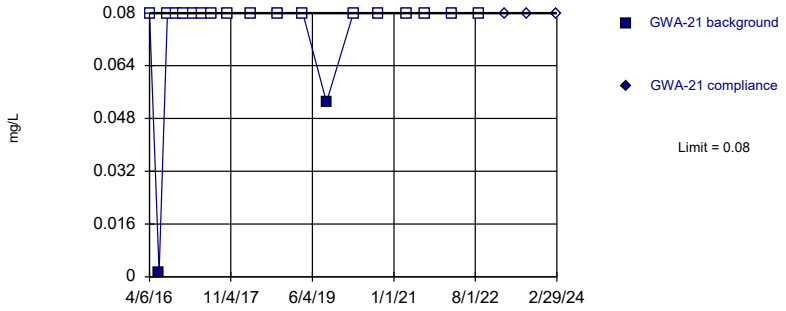

Non-parametric test used in lieu of parametric prediction limit because censored data exceeded 50%. Limit is highest of 19 background values. 89.47% NDs. Well-constituent pair annual alpha = 0.009641. Individual comparison alpha = 0.004832 (1 of 2).

Constituent: Boron Analysis Run 3/28/2024 12:17 PM View: Appendix III - Intrawell
Plant Scherer Client: Southern Company Data: Scherer PAC-CCR

Sanitas™ v.10.0.16b Software licensed to . UG
Hollow symbols indicate censored values.
Within Limit

Prediction Limit

Intrawell Non-parametric

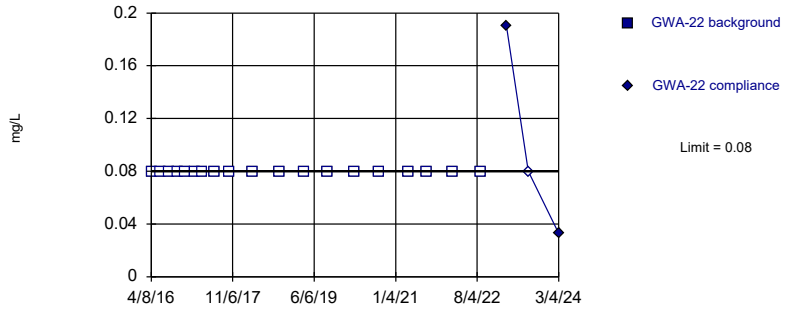

Non-parametric test used in lieu of parametric prediction limit because censored data exceeded 50%. All background values (n = 19) were censored; limit is most recent reporting limit. Well-constituent pair annual alpha = 0.009641. Individual comparison alpha = 0.004832 (1 of 2).

Constituent: Boron Analysis Run 3/28/2024 12:17 PM View: Appendix III - Intrawell
Plant Scherer Client: Southern Company Data: Scherer PAC-CCR

Sanitas™ v.10.0.16b Software licensed to . UG
Within Limit

Prediction Limit

Intrawell Parametric

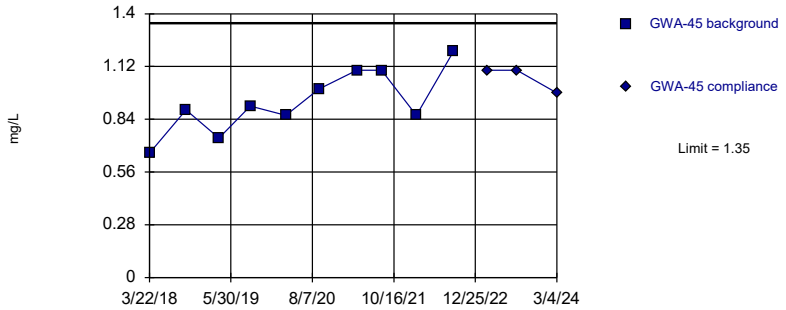

Background Data Summary: Mean=0.932, Std. Dev.=0.1688, n=10. Normality test: Shapiro Wilk @alpha = 0.05, calculated = 0.9662, critical = 0.842. Kappa = 2.478 (c=7, w=5, 1 of 2, event alpha = 0.05132). Report alpha = 0.001504.

Constituent: Boron Analysis Run 3/28/2024 12:17 PM View: Appendix III - Intrawell
Plant Scherer Client: Southern Company Data: Scherer PAC-CCR

Sanitas™ v.10.0.16b Software licensed to . UG
Hollow symbols indicate censored values.
Within Limit

Prediction Limit

Intrawell Non-parametric

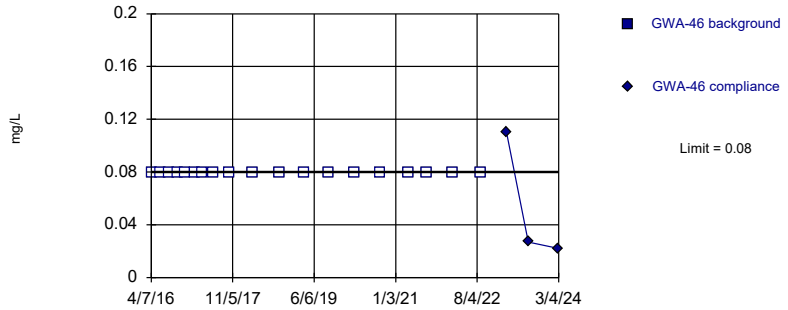

Non-parametric test used in lieu of parametric prediction limit because censored data exceeded 50%. All background values (n = 19) were censored; limit is most recent reporting limit. Well-constituent pair annual alpha = 0.009641. Individual comparison alpha = 0.004832 (1 of 2).

Constituent: Boron Analysis Run 3/28/2024 12:17 PM View: Appendix III - Intrawell
Plant Scherer Client: Southern Company Data: Scherer PAC-CCR

Sanitas™ v.10.0.16b Software licensed to . UG
Hollow symbols indicate censored values.
Within Limit

Prediction Limit

Intrawell Non-parametric

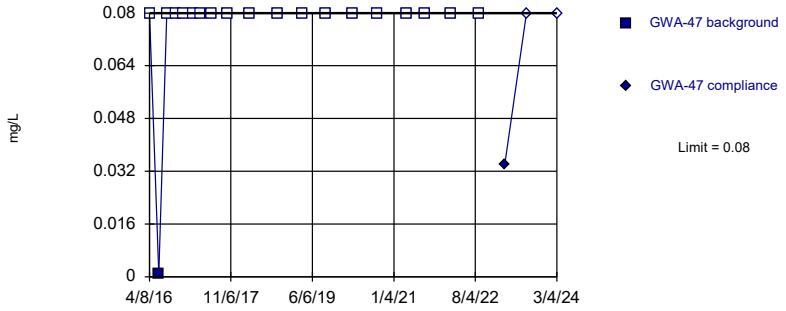

Non-parametric test used in lieu of parametric prediction limit because censored data exceeded 50%. Limit is highest of 19 background values. 94.74% NDs. Well-constituent pair annual alpha = 0.009641. Individual comparison alpha = 0.004832 (1 of 2).

Constituent: Boron Analysis Run 3/28/2024 12:17 PM View: Appendix III - Intrawell
Plant Scherer Client: Southern Company Data: Scherer PAC-CCR

Sanitas™ v.10.0.16b Software licensed to . UG
Hollow symbols indicate censored values.
Within Limit

Prediction Limit

Intrawell Non-parametric

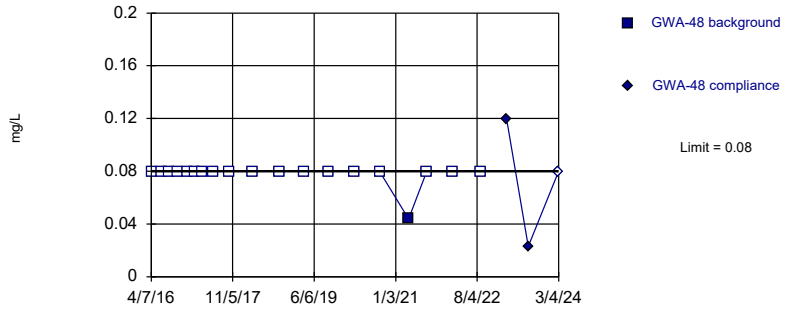

Non-parametric test used in lieu of parametric prediction limit because censored data exceeded 50%. Limit is highest of 19 background values. 94.74% NDs. Well-constituent pair annual alpha = 0.009641. Individual comparison alpha = 0.004832 (1 of 2).

Constituent: Boron Analysis Run 3/28/2024 12:17 PM View: Appendix III - Intrawell
Plant Scherer Client: Southern Company Data: Scherer PAC-CCR

Sanitas™ v.10.0.16b Software licensed to . UG
Hollow symbols indicate censored values.
Within Limit

Prediction Limit

Intrawell Non-parametric

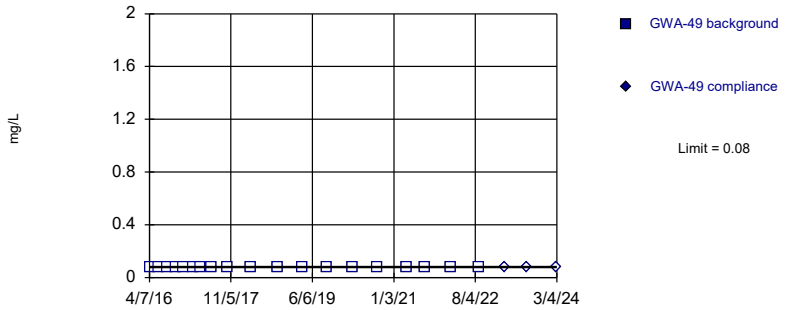

Non-parametric test used in lieu of parametric prediction limit because censored data exceeded 50%. All background values (n = 19) were censored; limit is most recent reporting limit. Well-constituent pair annual alpha = 0.009641. Individual comparison alpha = 0.004832 (1 of 2).

Constituent: Boron Analysis Run 3/28/2024 12:17 PM View: Appendix III - Intrawell
Plant Scherer Client: Southern Company Data: Scherer PAC-CCR

Sanitas™ v.10.0.16b Software licensed to . UG
Hollow symbols indicate censored values.
Within Limit

Prediction Limit

Intrawell Non-parametric

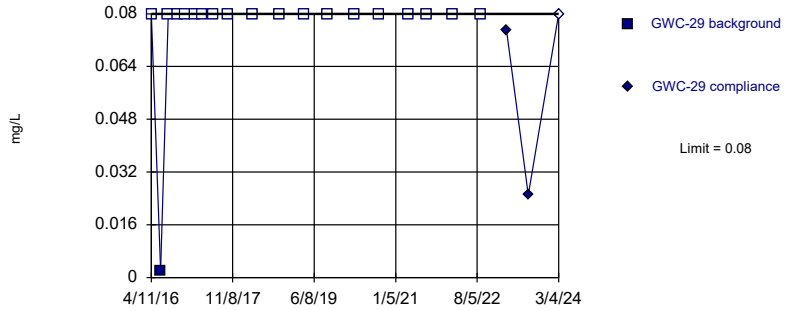

Non-parametric test used in lieu of parametric prediction limit because censored data exceeded 50%. Limit is highest of 19 background values. 94.74% NDs. Well-constituent pair annual alpha = 0.009641. Individual comparison alpha = 0.004832 (1 of 2).

Constituent: Boron Analysis Run 3/28/2024 12:17 PM View: Appendix III - Intrawell
Plant Scherer Client: Southern Company Data: Scherer PAC-CCR

Sanitas™ v.10.0.16b Software licensed to . UG
Hollow symbols indicate censored values.
Within Limit

Prediction Limit

Intrawell Non-parametric

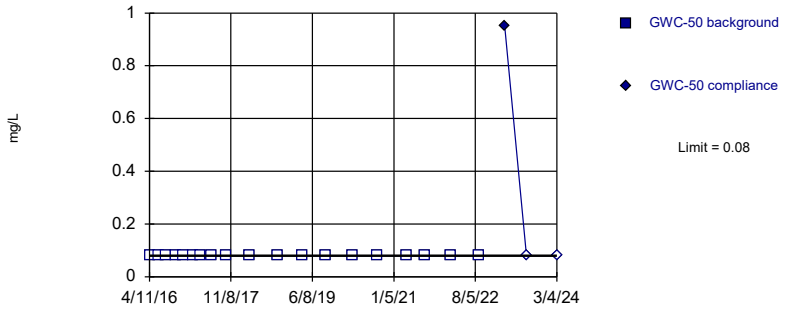

Non-parametric test used in lieu of parametric prediction limit because censored data exceeded 50%. All background values (n = 19) were censored; limit is most recent reporting limit. Well-constituent pair annual alpha = 0.009641. Individual comparison alpha = 0.004832 (1 of 2).

Constituent: Boron Analysis Run 3/28/2024 12:17 PM View: Appendix III - Intrawell
Plant Scherer Client: Southern Company Data: Scherer PAC-CCR

Sanitas™ v.10.0.16b Software licensed to . UG
Hollow symbols indicate censored values.
Within Limit

Prediction Limit

Intrawell Non-parametric

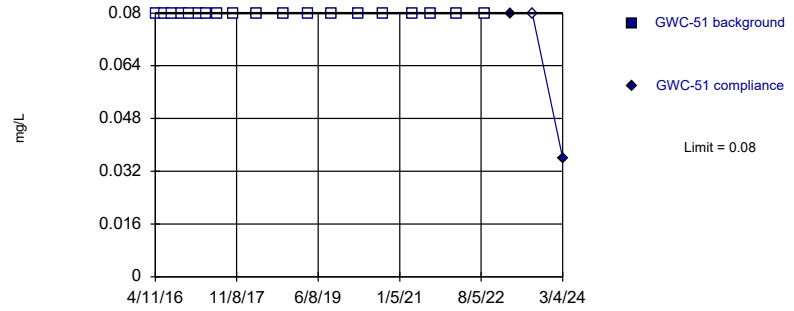

Non-parametric test used in lieu of parametric prediction limit because censored data exceeded 50%. All background values (n = 19) were censored; limit is most recent reporting limit. Well-constituent pair annual alpha = 0.009641. Individual comparison alpha = 0.004832 (1 of 2).

Constituent: Boron Analysis Run 3/28/2024 12:17 PM View: Appendix III - Intrawell
Plant Scherer Client: Southern Company Data: Scherer PAC-CCR

Sanitas™ v.10.0.16b Software licensed to . UG
Hollow symbols indicate censored values.
Within Limit

Prediction Limit

Intrawell Non-parametric

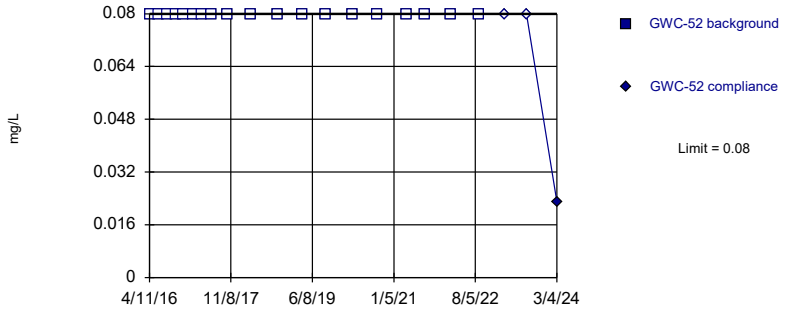

Non-parametric test used in lieu of parametric prediction limit because censored data exceeded 50%. All background values (n = 19) were censored; limit is most recent reporting limit. Well-constituent pair annual alpha = 0.009641. Individual comparison alpha = 0.004832 (1 of 2).

Constituent: Boron Analysis Run 3/28/2024 12:17 PM View: Appendix III - Intrawell
Plant Scherer Client: Southern Company Data: Scherer PAC-CCR

Sanitas™ v.10.0.16b Software licensed to . UG
Within Limit

Prediction Limit

Intrawell Parametric

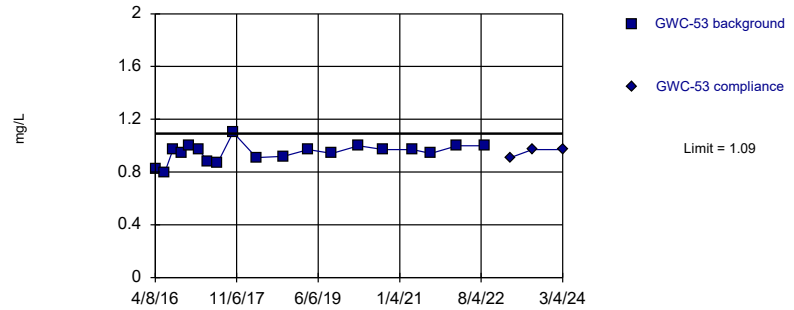

Background Data Summary: Mean=0.946, Std. Dev.=0.06939, n=19. Normality test: Shapiro Wilk @alpha = 0.05, calculated = 0.9424, critical = 0.901. Kappa = 2.081 (c=7, w=5, 1 of 2, event alpha = 0.05132). Report alpha = 0.001504.

Constituent: Boron Analysis Run 3/28/2024 12:17 PM View: Appendix III - Intrawell
Plant Scherer Client: Southern Company Data: Scherer PAC-CCR

Sanitas™ v.10.0.16b Software licensed to . UG

Within Limit

Prediction Limit

Intrawell Parametric

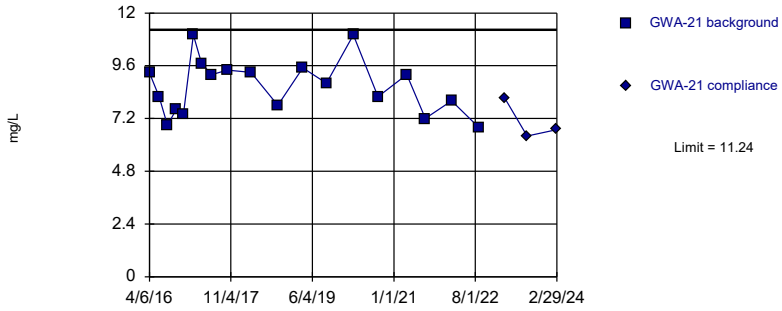

Background Data Summary: Mean=8.656, Std. Dev.=1.24, n=19. Normality test: Shapiro Wilk @alpha = 0.05, calculated = 0.9449, critical = 0.901. Kappa = 2.081 (c=7, w=5, 1 of 2, event alpha = 0.05132). Report alpha = 0.001504.

Constituent: Calcium Analysis Run 3/28/2024 12:17 PM View: Appendix III - Intrawell

Plant Scherer Client: Southern Company Data: Scherer PAC-CCR

Sanitas™ v.10.0.16b Software licensed to . UG

Exceeds Limit

Prediction Limit

Intrawell Parametric

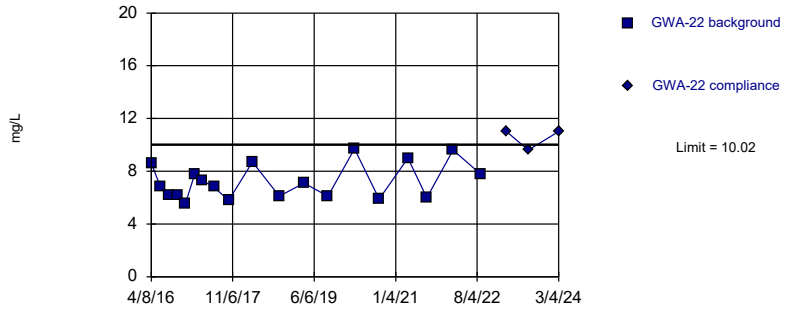

Background Data Summary: Mean=7.211, Std. Dev.=1.352, n=19. Normality test: Shapiro Wilk @alpha = 0.05, calculated = 0.9021, critical = 0.901. Kappa = 2.081 (c=7, w=5, 1 of 2, event alpha = 0.05132). Report alpha = 0.001504.

Constituent: Calcium Analysis Run 3/28/2024 12:17 PM View: Appendix III - Intrawell

Plant Scherer Client: Southern Company Data: Scherer PAC-CCR

Sanitas™ v.10.0.16b Software licensed to . UG

Within Limit

Prediction Limit

Intrawell Parametric

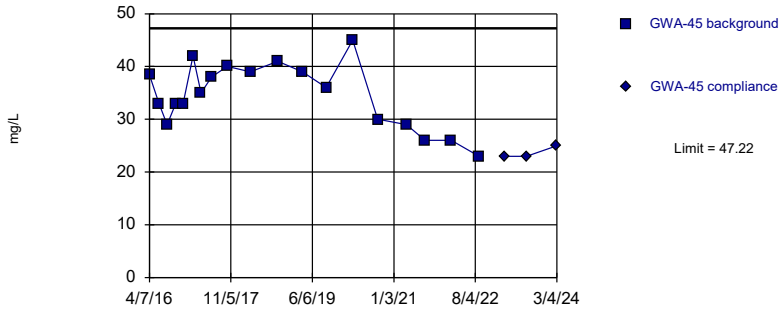

Background Data Summary: Mean=34.49, Std. Dev.=6.119, n=19. Normality test: Shapiro Wilk @alpha = 0.05, calculated = 0.9685, critical = 0.901. Kappa = 2.081 (c=7, w=5, 1 of 2, event alpha = 0.05132). Report alpha = 0.001504.

Constituent: Calcium Analysis Run 3/28/2024 12:17 PM View: Appendix III - Intrawell

Plant Scherer Client: Southern Company Data: Scherer PAC-CCR

Sanitas™ v.10.0.16b Software licensed to . UG

Within Limit

Prediction Limit

Intrawell Parametric

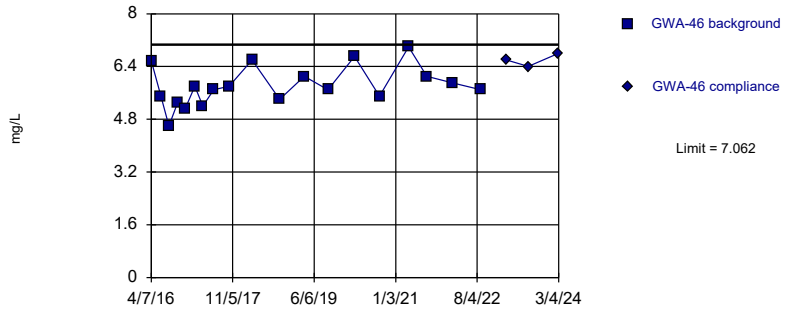

Background Data Summary: Mean=5.804, Std. Dev.=0.6047, n=19. Normality test: Shapiro Wilk @alpha = 0.05, calculated = 0.9713, critical = 0.901. Kappa = 2.081 (c=7, w=5, 1 of 2, event alpha = 0.05132). Report alpha = 0.001504.

Constituent: Calcium Analysis Run 3/28/2024 12:17 PM View: Appendix III - Intrawell

Plant Scherer Client: Southern Company Data: Scherer PAC-CCR

Sanitas™ v.10.0.16b Software licensed to . UG

Exceeds Limit

Prediction Limit

Intrawell Non-parametric

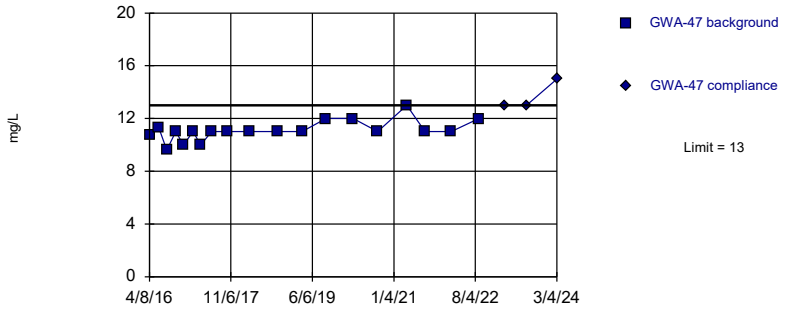

Non-parametric test used in lieu of parametric prediction limit because the Shapiro Wilk normality test showed the data to be non-normal at the 0.05 alpha level. Limit is highest of 19 background values. Well-constituent pair annual alpha = 0.009641. Individual comparison alpha = 0.004832 (1 of 2).

Constituent: Calcium Analysis Run 3/28/2024 12:17 PM View: Appendix III - Intrawell

Plant Scherer Client: Southern Company Data: Scherer PAC-CCR

Sanitas™ v.10.0.16b Software licensed to . UG

Within Limit

Prediction Limit

Intrawell Non-parametric

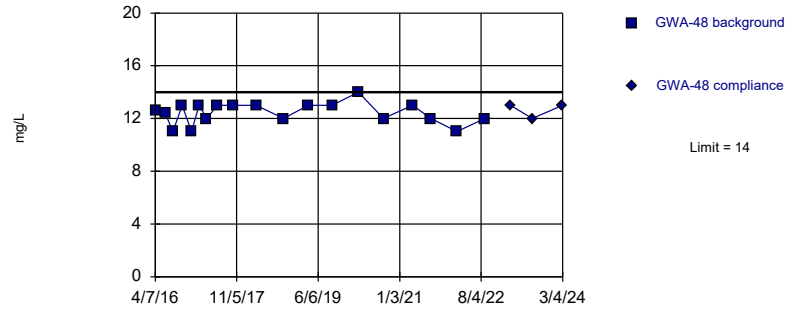

Non-parametric test used in lieu of parametric prediction limit because the Shapiro Wilk normality test showed the data to be non-normal at the 0.05 alpha level. Limit is highest of 19 background values. Well-constituent pair annual alpha = 0.009641. Individual comparison alpha = 0.004832 (1 of 2).

Constituent: Calcium Analysis Run 3/28/2024 12:17 PM View: Appendix III - Intrawell

Plant Scherer Client: Southern Company Data: Scherer PAC-CCR

Sanitas™ v.10.0.16b Software licensed to . UG

Within Limit

Prediction Limit

Intrawell Non-parametric

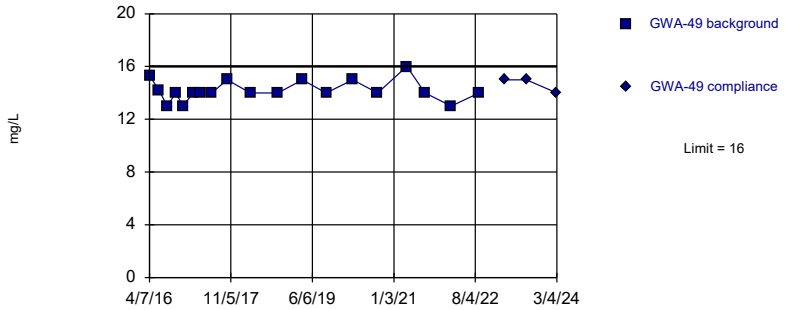

Non-parametric test used in lieu of parametric prediction limit because the Shapiro Wilk normality test showed the data to be non-normal at the 0.05 alpha level. Limit is highest of 19 background values. Well-constituent pair annual alpha = 0.009641. Individual comparison alpha = 0.004832 (1 of 2).

Constituent: Calcium Analysis Run 3/28/2024 12:17 PM View: Appendix III - Intrawell

Plant Scherer Client: Southern Company Data: Scherer PAC-CCR

Sanitas™ v.10.0.16b Software licensed to . UG

Exceeds Limit

Prediction Limit

Intrawell Non-parametric

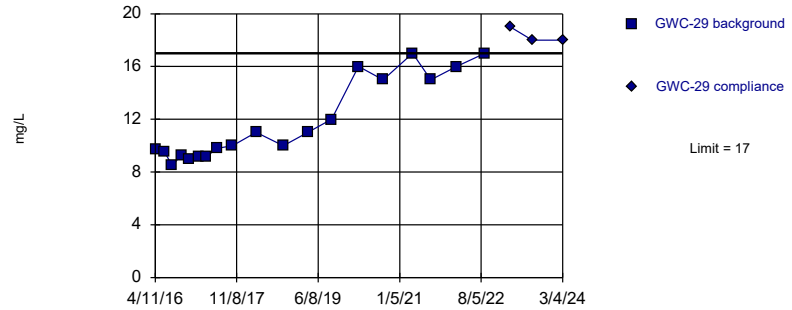

Non-parametric test used in lieu of parametric prediction limit because the Shapiro Wilk normality test showed the data to be non-normal at the 0.05 alpha level. Limit is highest of 19 background values. Well-constituent pair annual alpha = 0.009641. Individual comparison alpha = 0.004832 (1 of 2).

Constituent: Calcium Analysis Run 3/28/2024 12:17 PM View: Appendix III - Intrawell

Plant Scherer Client: Southern Company Data: Scherer PAC-CCR

Sanitas™ v.10.0.16b Software licensed to . UG

Within Limit

Prediction Limit

Intrawell Parametric

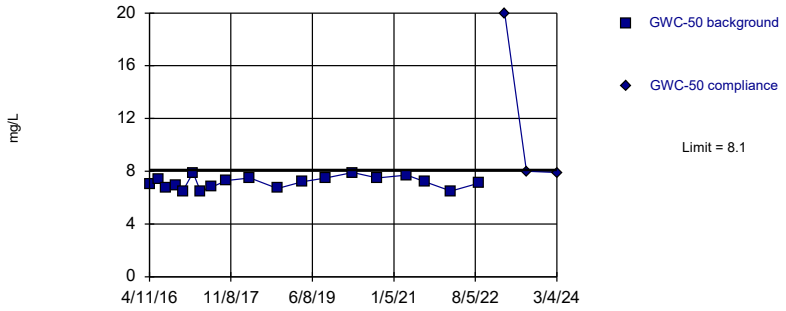

Background Data Summary: Mean=7.149, Std. Dev.=0.4569, n=19. Normality test: Shapiro Wilk @alpha = 0.05, calculated = 0.9442, critical = 0.901. Kappa = 2.081 (c=7, w=5, 1 of 2, event alpha = 0.05132). Report alpha = 0.001504.

Constituent: Calcium Analysis Run 3/28/2024 12:17 PM View: Appendix III - Intrawell

Plant Scherer Client: Southern Company Data: Scherer PAC-CCR

Sanitas™ v.10.0.16b Software licensed to . UG

Exceeds Limit

Prediction Limit

Intrawell Parametric

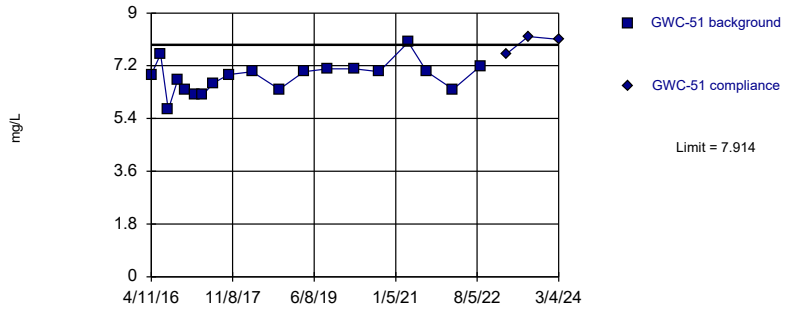

Background Data Summary: Mean=6.811, Std. Dev.=0.5301, n=19. Normality test: Shapiro Wilk @alpha = 0.05, calculated = 0.9642, critical = 0.901. Kappa = 2.081 (c=7, w=5, 1 of 2, event alpha = 0.05132). Report alpha = 0.001504.

Constituent: Calcium Analysis Run 3/28/2024 12:17 PM View: Appendix III - Intrawell

Plant Scherer Client: Southern Company Data: Scherer PAC-CCR

Sanitas™ v.10.0.16b Software licensed to . UG

Exceeds Limit

Prediction Limit

Intrawell Parametric

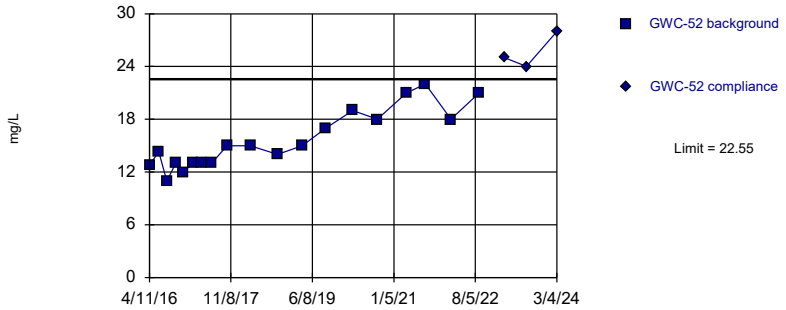

Background Data Summary: Mean=15.64, Std. Dev.=3.322, n=19. Normality test: Shapiro Wilk @alpha = 0.05, calculated = 0.91, critical = 0.901. Kappa = 2.081 (c=7, w=5, 1 of 2, event alpha = 0.05132). Report alpha = 0.001504.

Constituent: Calcium Analysis Run 3/28/2024 12:17 PM View: Appendix III - Intrawell

Plant Scherer Client: Southern Company Data: Scherer PAC-CCR

Sanitas™ v.10.0.16b Software licensed to . UG

Within Limit

Prediction Limit

Intrawell Parametric

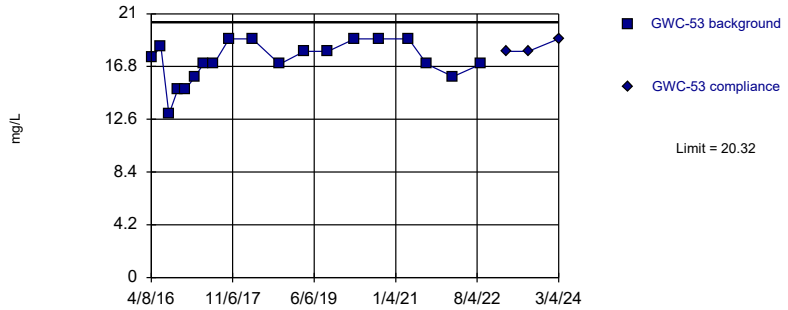

Background Data Summary (based on square transformation): Mean=298.6, Std. Dev.=54.84, n=19. Normality test: Shapiro Wilk @alpha = 0.05, calculated = 0.9118, critical = 0.901. Kappa = 2.081 (c=7, w=5, 1 of 2, event alpha = 0.05132). Report alpha = 0.001504.

Constituent: Calcium Analysis Run 3/28/2024 12:17 PM View: Appendix III - Intrawell

Plant Scherer Client: Southern Company Data: Scherer PAC-CCR

Sanitas™ v.10.0.16b Software licensed to . UG

Within Limit

Prediction Limit

Intrawell Parametric

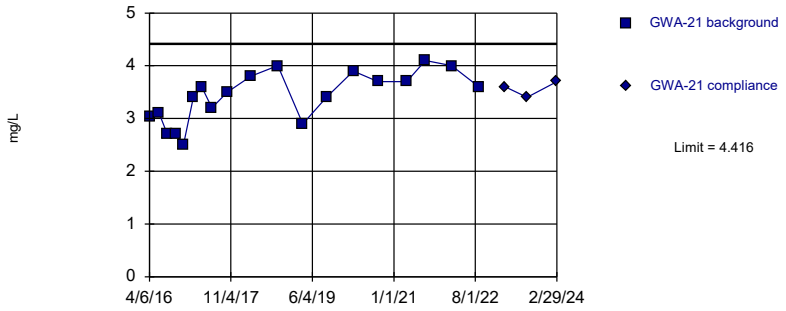

Background Data Summary: Mean=3.412, Std. Dev.=0.4825, n=19. Normality test: Shapiro Wilk @alpha = 0.05, calculated = 0.9498, critical = 0.901. Kappa = 2.081 (c=7, w=5, 1 of 2, event alpha = 0.05132). Report alpha = 0.001504.

Constituent: Chloride Analysis Run 3/28/2024 12:17 PM View: Appendix III - Intrawell

Plant Scherer Client: Southern Company Data: Scherer PAC-CCR

Sanitas™ v.10.0.16b Software licensed to . UG

Within Limit

Prediction Limit

Intrawell Parametric

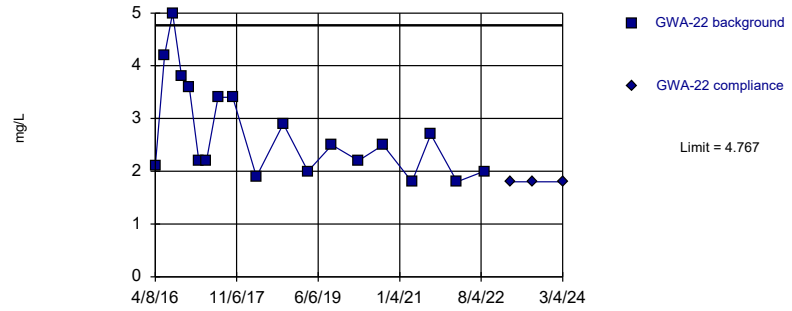

Background Data Summary (based on square root transformation): Mean=1.638, Std. Dev.=0.2622, n=19. Normality test: Shapiro Wilk @alpha = 0.05, calculated = 0.9053, critical = 0.901. Kappa = 2.081 (c=7, w=5, 1 of 2, event alpha = 0.05132). Report alpha = 0.001504.

Constituent: Chloride Analysis Run 3/28/2024 12:17 PM View: Appendix III - Intrawell

Plant Scherer Client: Southern Company Data: Scherer PAC-CCR

Sanitas™ v.10.0.16b Software licensed to . UG

Exceeds Limit

Prediction Limit

Intrawell Non-parametric

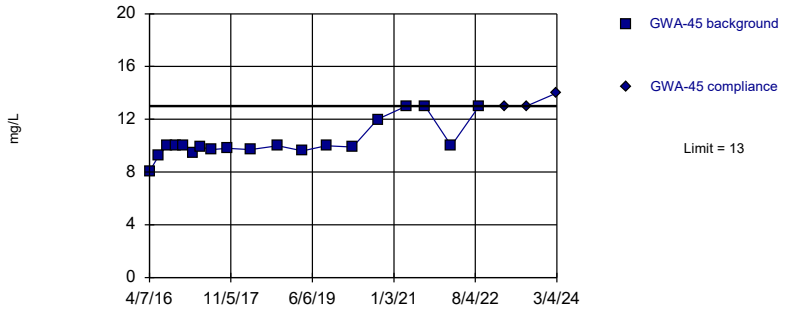

Non-parametric test used in lieu of parametric prediction limit because the Shapiro Wilk normality test showed the data to be non-normal at the 0.05 alpha level. Limit is highest of 19 background values. Well-constituent pair annual alpha = 0.009641. Individual comparison alpha = 0.004832 (1 of 2).

Constituent: Chloride Analysis Run 3/28/2024 12:17 PM View: Appendix III - Intrawell

Plant Scherer Client: Southern Company Data: Scherer PAC-CCR

Sanitas™ v.10.0.16b Software licensed to . UG

Within Limit

Prediction Limit

Intrawell Parametric

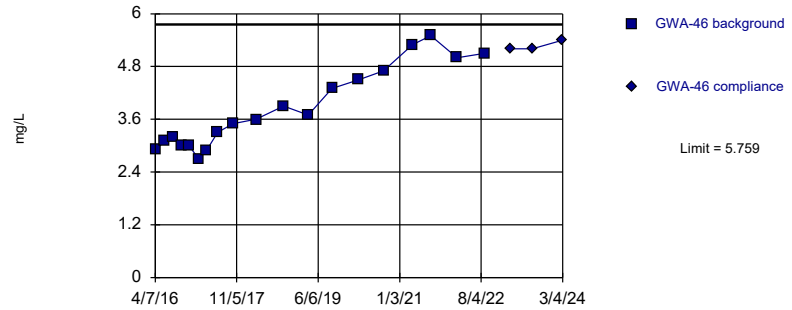

Background Data Summary: Mean=3.853, Std. Dev.=0.9159, n=19. Normality test: Shapiro Wilk @alpha = 0.05, calculated = 0.9045, critical = 0.901. Kappa = 2.081 (c=7, w=5, 1 of 2, event alpha = 0.05132). Report alpha = 0.001504.

Constituent: Chloride Analysis Run 3/28/2024 12:17 PM View: Appendix III - Intrawell

Plant Scherer Client: Southern Company Data: Scherer PAC-CCR

Sanitas™ v.10.0.16b Software licensed to . UG

Within Limit

Prediction Limit

Intrawell Parametric

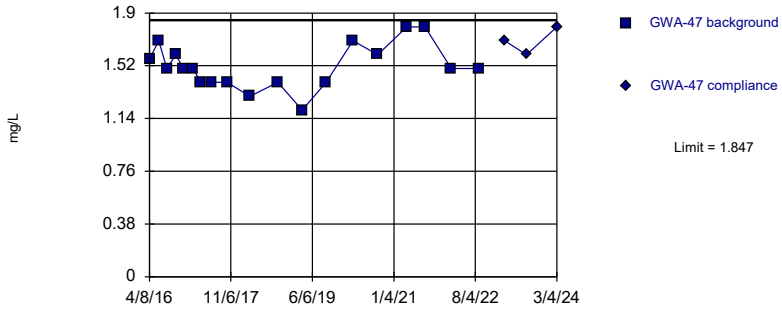

Background Data Summary: Mean=1.514, Std. Dev.=0.16, n=19. Normality test: Shapiro Wilk @alpha = 0.05, calculated = 0.9527, critical = 0.901. Kappa = 2.081 (c=7, w=5, 1 of 2, event alpha = 0.05132). Report alpha = 0.001504.

Constituent: Chloride Analysis Run 3/28/2024 12:17 PM View: Appendix III - Intrawell

Plant Scherer Client: Southern Company Data: Scherer PAC-CCR

Sanitas™ v.10.0.16b Software licensed to . UG

Within Limit

Prediction Limit

Intrawell Parametric

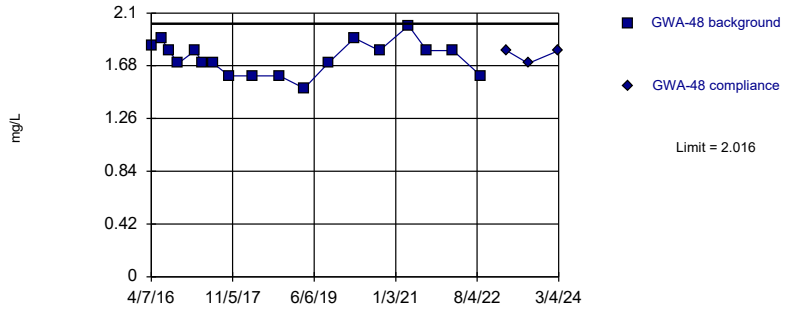

Background Data Summary: Mean=1.741, Std. Dev.=0.1305, n=18. Normality test: Shapiro Wilk @alpha = 0.05, calculated = 0.9562, critical = 0.897. Kappa = 2.104 (c=7, w=5, 1 of 2, event alpha = 0.05132). Report alpha = 0.001504.

Constituent: Chloride Analysis Run 3/28/2024 12:17 PM View: Appendix III - Intrawell

Plant Scherer Client: Southern Company Data: Scherer PAC-CCR

Sanitas™ v.10.0.16b Software licensed to . UG

Within Limit

Prediction Limit

Intrawell Parametric

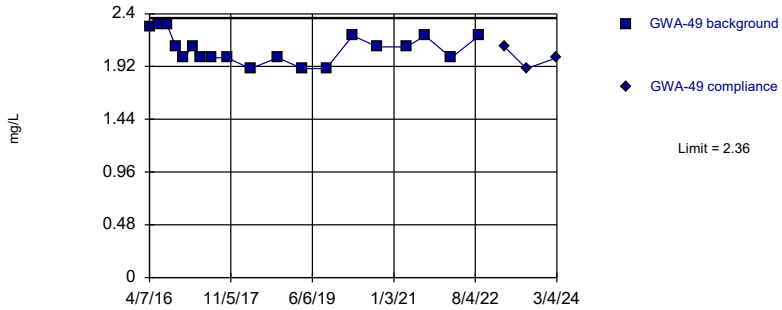

Background Data Summary: Mean=2.083, Std. Dev.=0.1331, n=19. Normality test: Shapiro Wilk @alpha = 0.05, calculated = 0.9076, critical = 0.901. Kappa = 2.081 (c=7, w=5, 1 of 2, event alpha = 0.05132). Report alpha = 0.001504.

Constituent: Chloride Analysis Run 3/28/2024 12:17 PM View: Appendix III - Intrawell

Plant Scherer Client: Southern Company Data: Scherer PAC-CCR

Sanitas™ v.10.0.16b Software licensed to . UG

Within Limit

Prediction Limit

Intrawell Parametric

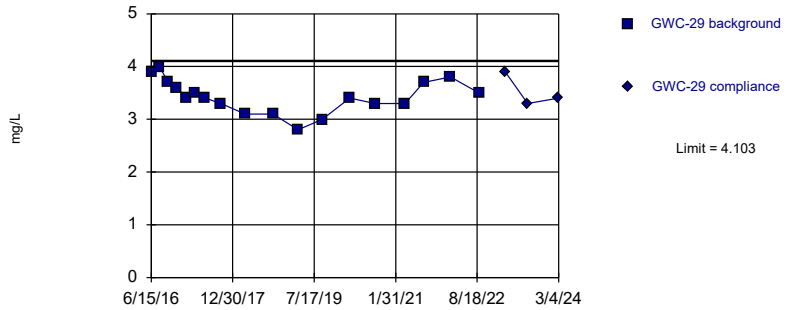

Background Data Summary: Mean=3.433, Std. Dev.=0.3181, n=18. Normality test: Shapiro Wilk @alpha = 0.05, calculated = 0.9833, critical = 0.897. Kappa = 2.104 (c=7, w=5, 1 of 2, event alpha = 0.05132). Report alpha = 0.001504.

Constituent: Chloride Analysis Run 3/28/2024 12:17 PM View: Appendix III - Intrawell

Plant Scherer Client: Southern Company Data: Scherer PAC-CCR

Sanitas™ v.10.0.16b Software licensed to . UG

Within Limit

Prediction Limit

Intrawell Non-parametric

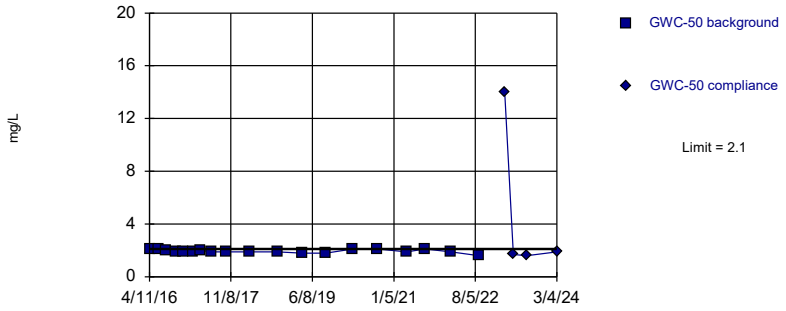

Non-parametric test used in lieu of parametric prediction limit because the Shapiro Wilk normality test showed the data to be non-normal at the 0.05 alpha level. Limit is highest of 19 background values. Well-constituent pair annual alpha = 0.009641. Individual comparison alpha = 0.004832 (1 of 2).

Constituent: Chloride Analysis Run 3/28/2024 12:17 PM View: Appendix III - Intrawell

Plant Scherer Client: Southern Company Data: Scherer PAC-CCR

Sanitas™ v.10.0.16b Software licensed to . UG

Exceeds Limit

Prediction Limit

Intrawell Parametric

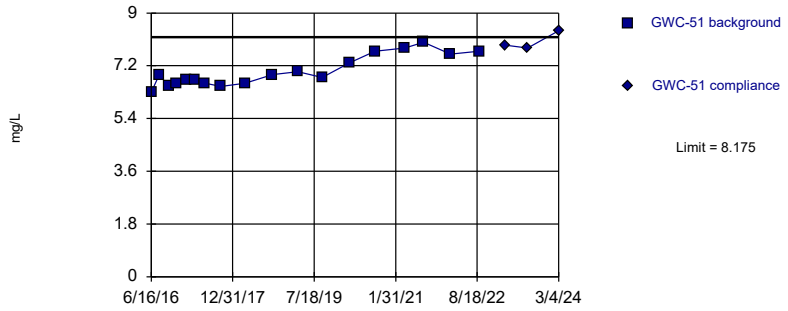

Background Data Summary (based on natural log transformation): Mean=1.945, Std. Dev.=0.07427, n=18. Normality test: Shapiro Wilk @alpha = 0.05, calculated = 0.899, critical = 0.897. Kappa = 2.104 (c=7, w=5, 1 of 2, event alpha = 0.05132). Report alpha = 0.001504.

Constituent: Chloride Analysis Run 3/28/2024 12:17 PM View: Appendix III - Intrawell

Plant Scherer Client: Southern Company Data: Scherer PAC-CCR

Sanitas™ v.10.0.16b Software licensed to . UG

Within Limit

Prediction Limit

Intrawell Parametric

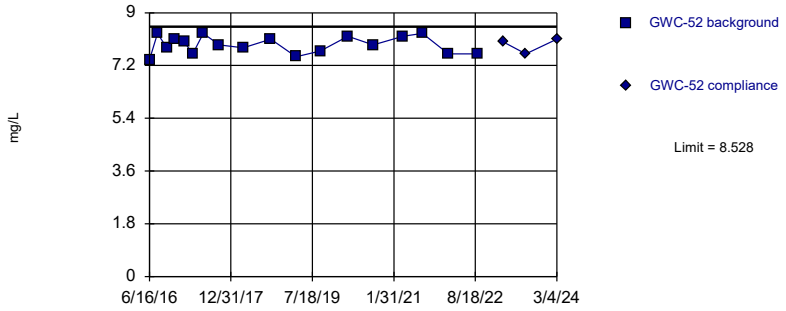

Background Data Summary: Mean=7.906, Std. Dev.=0.296, n=18. Normality test: Shapiro Wilk @alpha = 0.05, calculated = 0.9324, critical = 0.897. Kappa = 2.104 (c=7, w=5, 1 of 2, event alpha = 0.05132). Report alpha = 0.001504.

Constituent: Chloride Analysis Run 3/28/2024 12:17 PM View: Appendix III - Intrawell

Plant Scherer Client: Southern Company Data: Scherer PAC-CCR

Sanitas™ v.10.0.16b Software licensed to . UG

Exceeds Limit

Prediction Limit

Intrawell Non-parametric

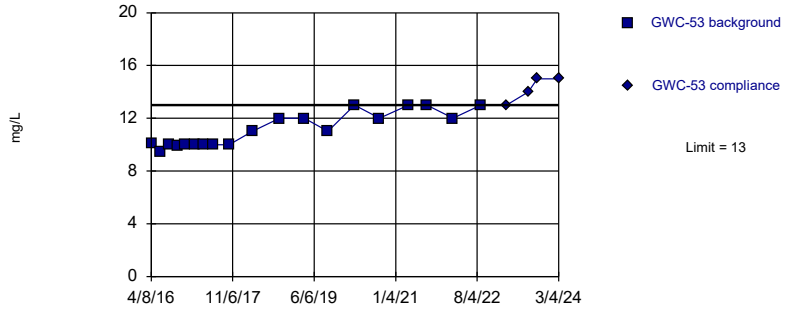

Non-parametric test used in lieu of parametric prediction limit because the Shapiro Wilk normality test showed the data to be non-normal at the 0.05 alpha level. Limit is highest of 19 background values. Well-constituent pair annual alpha = 0.009641. Individual comparison alpha = 0.004832 (1 of 2).

Constituent: Chloride Analysis Run 3/28/2024 12:17 PM View: Appendix III - Intrawell

Plant Scherer Client: Southern Company Data: Scherer PAC-CCR

Sanitas™ v.10.0.16b Software licensed to . UG
Hollow symbols indicate censored values.
Within Limit

Prediction Limit

Intrawell Non-parametric

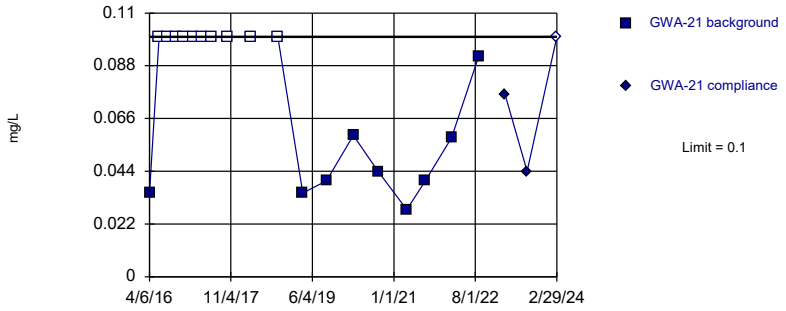

Non-parametric test used in lieu of parametric prediction limit because censored data exceeded 50%. Limit is highest of 19 background values. 52.63% NDs. Well-constituent pair annual alpha = 0.009641. Individual comparison alpha = 0.004832 (1 of 2).

Constituent: Fluoride Analysis Run 3/28/2024 12:17 PM View: Appendix III - Intrawell
Plant Scherer Client: Southern Company Data: Scherer PAC-CCR

Sanitas™ v.10.0.16b Software licensed to . UG
Hollow symbols indicate censored values.
Within Limit

Prediction Limit

Intrawell Non-parametric

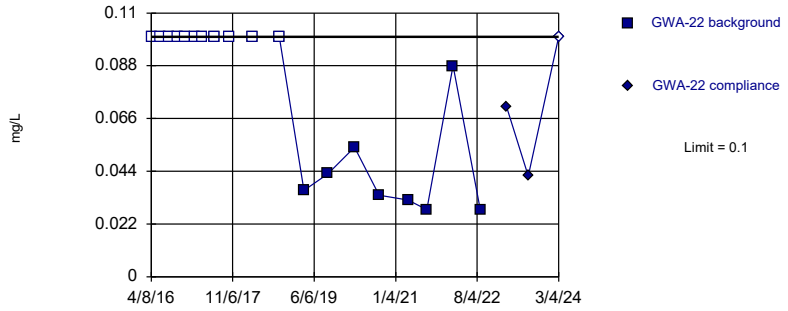

Non-parametric test used in lieu of parametric prediction limit because censored data exceeded 50%. Limit is highest of 19 background values. 57.89% NDs. Well-constituent pair annual alpha = 0.009641. Individual comparison alpha = 0.004832 (1 of 2).

Constituent: Fluoride Analysis Run 3/28/2024 12:17 PM View: Appendix III - Intrawell
Plant Scherer Client: Southern Company Data: Scherer PAC-CCR

Sanitas™ v.10.0.16b Software licensed to . UG
Hollow symbols indicate censored values.
Within Limit

Prediction Limit

Intrawell Non-parametric

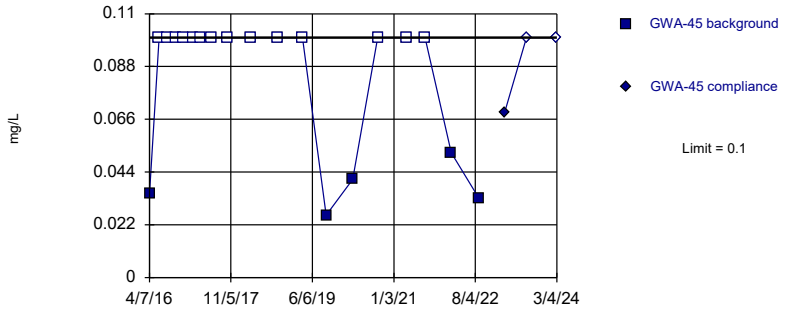

Non-parametric test used in lieu of parametric prediction limit because censored data exceeded 50%. Limit is highest of 19 background values. 73.68% NDs. Well-constituent pair annual alpha = 0.009641. Individual comparison alpha = 0.004832 (1 of 2).

Constituent: Fluoride Analysis Run 3/28/2024 12:17 PM View: Appendix III - Intrawell
Plant Scherer Client: Southern Company Data: Scherer PAC-CCR

Sanitas™ v.10.0.16b Software licensed to . UG
Hollow symbols indicate censored values.
Within Limit

Prediction Limit

Intrawell Non-parametric

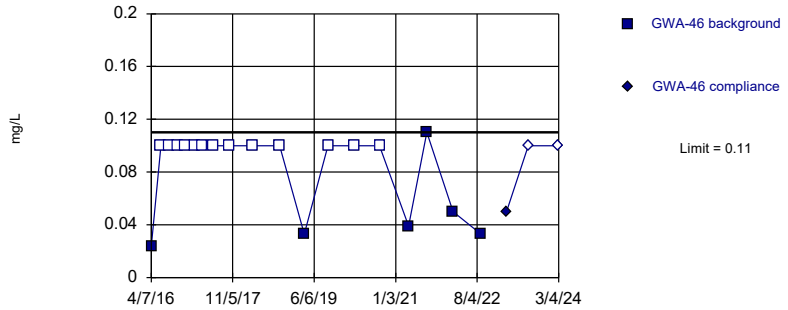

Non-parametric test used in lieu of parametric prediction limit because censored data exceeded 50%. Limit is highest of 19 background values. 68.42% NDs. Well-constituent pair annual alpha = 0.009641. Individual comparison alpha = 0.004832 (1 of 2).

Constituent: Fluoride Analysis Run 3/28/2024 12:17 PM View: Appendix III - Intrawell
Plant Scherer Client: Southern Company Data: Scherer PAC-CCR

Sanitas™ v.10.0.16b Software licensed to . UG
Hollow symbols indicate censored values.
Within Limit

Prediction Limit

Intrawell Non-parametric

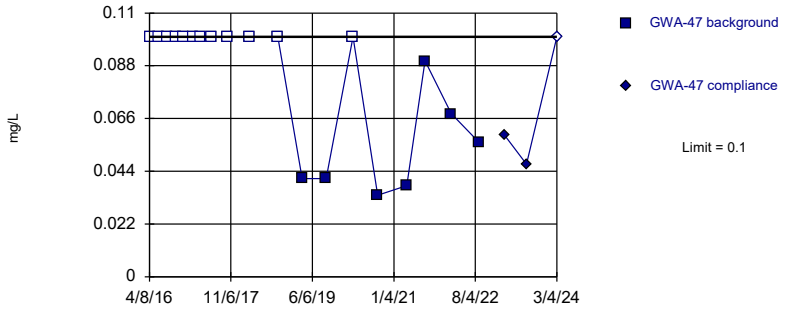

Non-parametric test used in lieu of parametric prediction limit because censored data exceeded 50%. Limit is highest of 19 background values. 63.16% NDs. Well-constituent pair annual alpha = 0.009641. Individual comparison alpha = 0.004832 (1 of 2).

Constituent: Fluoride Analysis Run 3/28/2024 12:17 PM View: Appendix III - Intrawell
Plant Scherer Client: Southern Company Data: Scherer PAC-CCR

Sanitas™ v.10.0.16b Software licensed to . UG
Hollow symbols indicate censored values.
Within Limit

Prediction Limit

Intrawell Non-parametric

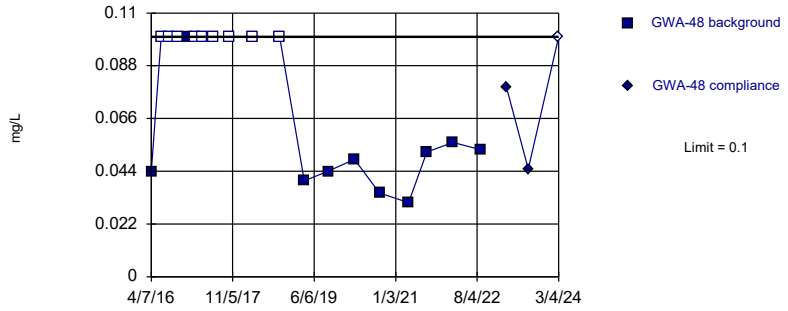

Non-parametric test used in lieu of parametric prediction limit because the Shapiro Wilk normality test showed the data to be non-normal at the 0.05 alpha level. Limit is highest of 19 background values. 47.37% NDs. Well-constituent pair annual alpha = 0.009641. Individual comparison alpha = 0.004832 (1 of 2).

Constituent: Fluoride Analysis Run 3/28/2024 12:18 PM View: Appendix III - Intrawell
Plant Scherer Client: Southern Company Data: Scherer PAC-CCR

Sanitas™ v.10.0.16b Software licensed to . UG
Hollow symbols indicate censored values.
Within Limit

Prediction Limit

Intrawell Non-parametric

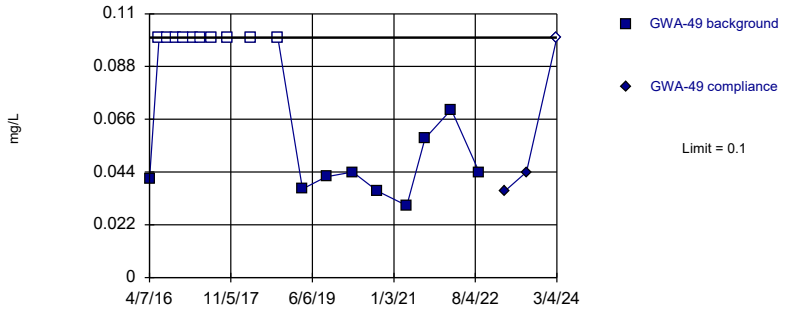

Non-parametric test used in lieu of parametric prediction limit because censored data exceeded 50%. Limit is highest of 19 background values. 52.63% NDs. Well-constituent pair annual alpha = 0.009641. Individual comparison alpha = 0.004832 (1 of 2).

Constituent: Fluoride Analysis Run 3/28/2024 12:18 PM View: Appendix III - Intrawell
Plant Scherer Client: Southern Company Data: Scherer PAC-CCR

Sanitas™ v.10.0.16b Software licensed to . UG
Hollow symbols indicate censored values.
Within Limit

Prediction Limit

Intrawell Non-parametric

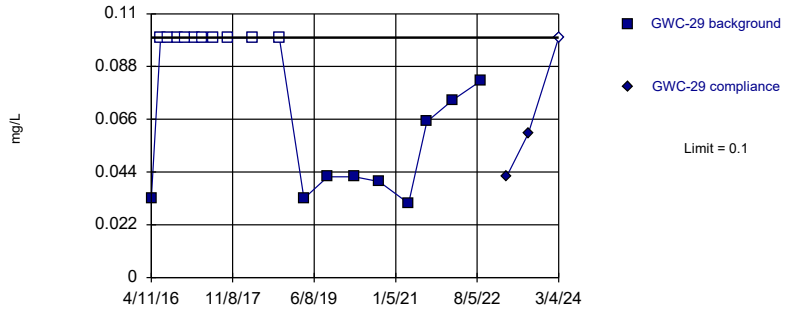

Non-parametric test used in lieu of parametric prediction limit because censored data exceeded 50%. Limit is highest of 19 background values. 52.63% NDs. Well-constituent pair annual alpha = 0.009641. Individual comparison alpha = 0.004832 (1 of 2).

Constituent: Fluoride Analysis Run 3/28/2024 12:18 PM View: Appendix III - Intrawell
Plant Scherer Client: Southern Company Data: Scherer PAC-CCR

Sanitas™ v.10.0.16b Software licensed to . UG
Hollow symbols indicate censored values.
Within Limit

Prediction Limit

Intrawell Non-parametric

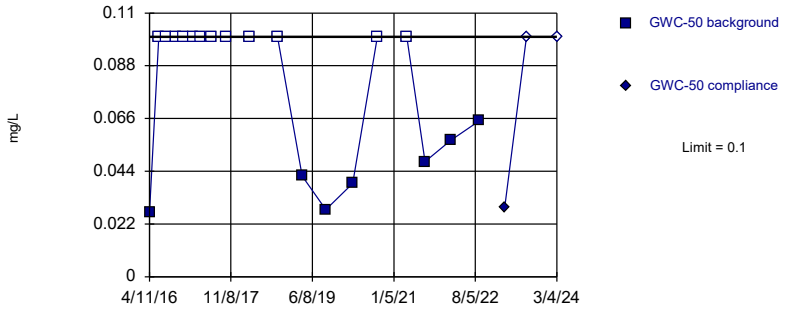

Non-parametric test used in lieu of parametric prediction limit because censored data exceeded 50%. Limit is highest of 19 background values. 63.16% NDs. Well-constituent pair annual alpha = 0.009641. Individual comparison alpha = 0.004832 (1 of 2).

Constituent: Fluoride Analysis Run 3/28/2024 12:18 PM View: Appendix III - Intrawell
Plant Scherer Client: Southern Company Data: Scherer PAC-CCR

Sanitas™ v.10.0.16b Software licensed to . UG
Hollow symbols indicate censored values.
Within Limit

Prediction Limit

Intrawell Non-parametric

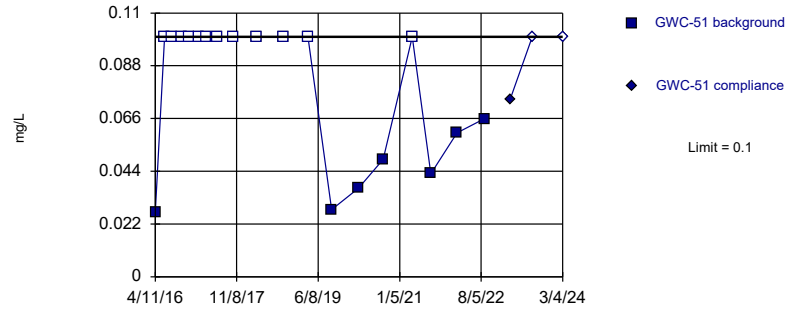

Non-parametric test used in lieu of parametric prediction limit because censored data exceeded 50%. Limit is highest of 19 background values. 63.16% NDs. Well-constituent pair annual alpha = 0.009641. Individual comparison alpha = 0.004832 (1 of 2).

Constituent: Fluoride Analysis Run 3/28/2024 12:18 PM View: Appendix III - Intrawell
Plant Scherer Client: Southern Company Data: Scherer PAC-CCR

Sanitas™ v.10.0.16b Software licensed to . UG
Hollow symbols indicate censored values.
Within Limit

Prediction Limit

Intrawell Non-parametric

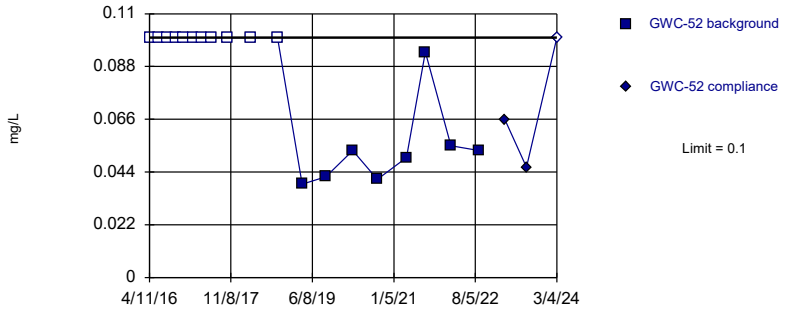

Non-parametric test used in lieu of parametric prediction limit because censored data exceeded 50%. Limit is highest of 19 background values. 57.89% NDs. Well-constituent pair annual alpha = 0.009641. Individual comparison alpha = 0.004832 (1 of 2).

Constituent: Fluoride Analysis Run 3/28/2024 12:18 PM View: Appendix III - Intrawell
Plant Scherer Client: Southern Company Data: Scherer PAC-CCR

Sanitas™ v.10.0.16b Software licensed to . UG
Hollow symbols indicate censored values.
Within Limit

Prediction Limit

Intrawell Non-parametric

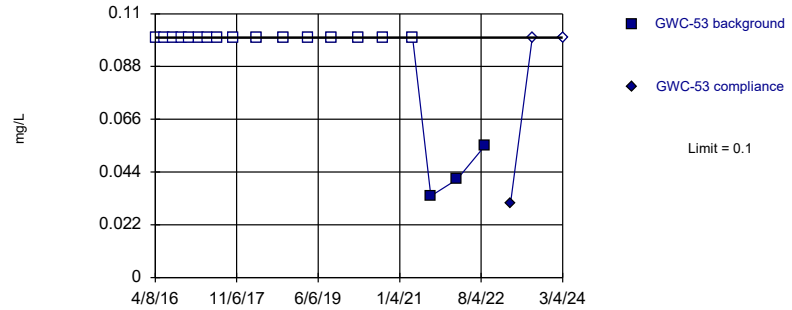

Non-parametric test used in lieu of parametric prediction limit because censored data exceeded 50%. Limit is highest of 19 background values. 84.21% NDs. Well-constituent pair annual alpha = 0.009641. Individual comparison alpha = 0.004832 (1 of 2).

Constituent: Fluoride Analysis Run 3/28/2024 12:18 PM View: Appendix III - Intrawell
Plant Scherer Client: Southern Company Data: Scherer PAC-CCR

Sanitas™ v.10.0.16b Software licensed to . UG

Within Limits

Prediction Limit

Intrawell Parametric

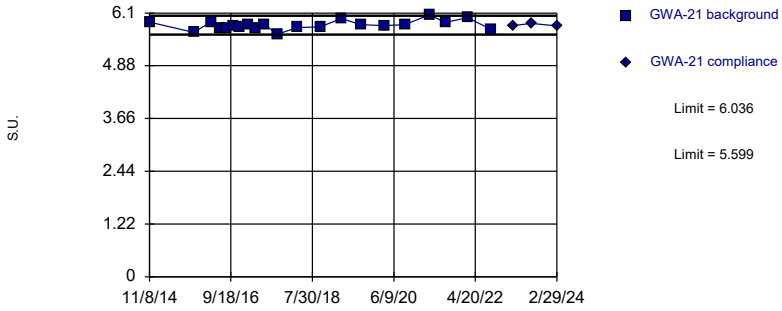

Background Data Summary: Mean=5.818, Std. Dev.=0.107, n=21. Normality test: Shapiro Wilk @alpha = 0.01, calculated = 0.968, critical = 0.873. Kappa = 2.044 (c=7, w=5, 1 of 2, event alpha = 0.05132). Report alpha = 0.001504.

Constituent: pH Analysis Run 3/28/2024 12:18 PM View: Appendix III - Intrawell

Plant Scherer Client: Southern Company Data: Scherer PAC-CCR

Sanitas™ v.10.0.16b Software licensed to . UG

Exceeds Limits

Prediction Limit

Intrawell Parametric

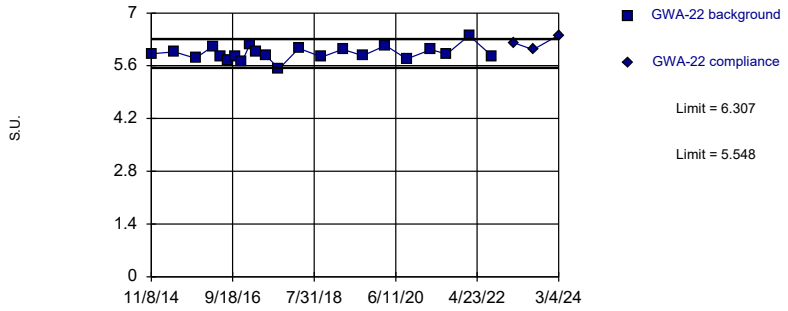

Background Data Summary: Mean=5.928, Std. Dev.=0.187, n=22. Normality test: Shapiro Wilk @alpha = 0.01, calculated = 0.9729, critical = 0.878. Kappa = 2.031 (c=7, w=5, 1 of 2, event alpha = 0.05132). Report alpha = 0.001504.

Constituent: pH Analysis Run 3/28/2024 12:18 PM View: Appendix III - Intrawell

Plant Scherer Client: Southern Company Data: Scherer PAC-CCR

Sanitas™ v.10.0.16b Software licensed to . UG

Exceeds Limits

Prediction Limit

Intrawell Non-parametric

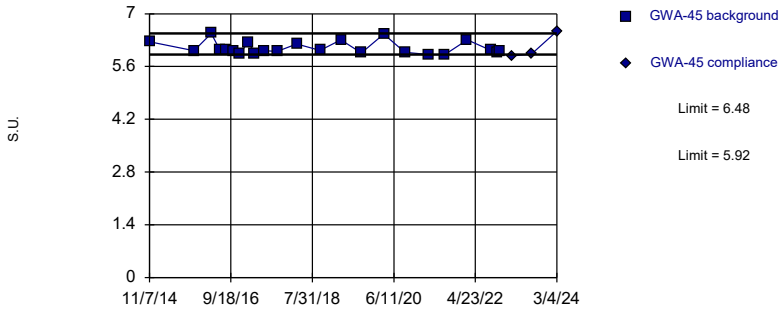

Non-parametric test used in lieu of parametric prediction limit because the Shapiro Wilk normality test showed the data to be non-normal at the 0.01 alpha level. Limits are highest and lowest of 23 background values. Well-constituent pair annual alpha = 0.01364. Individual comparison alpha = 0.006831 (1 of 2).

Constituent: pH Analysis Run 3/28/2024 12:18 PM View: Appendix III - Intrawell

Plant Scherer Client: Southern Company Data: Scherer PAC-CCR

Sanitas™ v.10.0.16b Software licensed to . UG

Within Limits

Prediction Limit

Intrawell Non-parametric

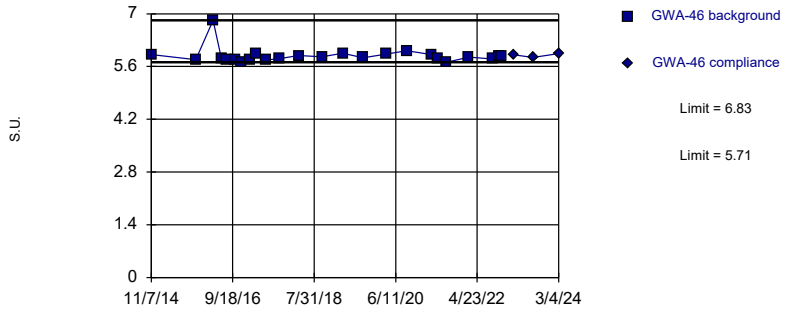

Non-parametric test used in lieu of parametric prediction limit because the Shapiro Wilk normality test showed the data to be non-normal at the 0.01 alpha level. Limits are highest and lowest of 24 background values. Well-constituent pair annual alpha = 0.01248. Individual comparison alpha = 0.006247 (1 of 2).

Constituent: pH Analysis Run 3/28/2024 12:18 PM View: Appendix III - Intrawell

Plant Scherer Client: Southern Company Data: Scherer PAC-CCR

Sanitas™ v.10.0.16b Software licensed to . UG

Within Limits

Prediction Limit

Intrawell Parametric

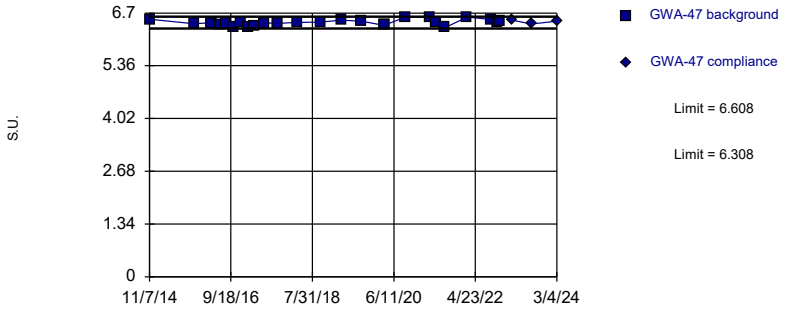

Background Data Summary: Mean=6.458, Std. Dev.=0.07553, n=26. Normality test: Shapiro Wilk @alpha = 0.01, calculated = 0.9607, critical = 0.891. Kappa = 1.981 (c=7, w=5, 1 of 2, event alpha = 0.05132). Report alpha = 0.001504.

Constituent: pH Analysis Run 3/28/2024 12:18 PM View: Appendix III - Intrawell

Plant Scherer Client: Southern Company Data: Scherer PAC-CCR

Sanitas™ v.10.0.16b Software licensed to . UG

Within Limits

Prediction Limit

Intrawell Parametric

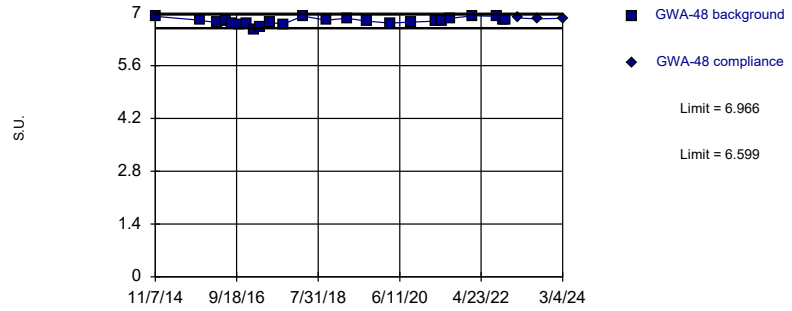

Background Data Summary: Mean=6.783, Std. Dev.=0.09157, n=24. Normality test: Shapiro Wilk @alpha = 0.01, calculated = 0.9613, critical = 0.884. Kappa = 2.004 (c=7, w=5, 1 of 2, event alpha = 0.05132). Report alpha = 0.001504.

Constituent: pH Analysis Run 3/28/2024 12:18 PM View: Appendix III - Intrawell

Plant Scherer Client: Southern Company Data: Scherer PAC-CCR

Sanitas™ v.10.0.16b Software licensed to . UG

Within Limits

Prediction Limit

Intrawell Parametric

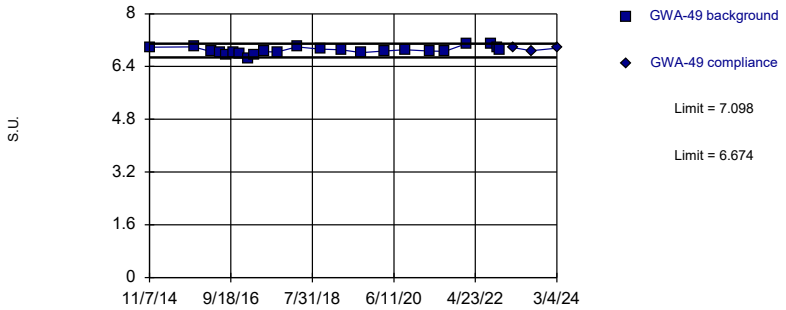

Background Data Summary: Mean=6.886, Std. Dev.=0.105, n=23. Normality test: Shapiro Wilk @alpha = 0.01, calculated = 0.9761, critical = 0.881. Kappa = 2.017 (c=7, w=5, 1 of 2, event alpha = 0.05132). Report alpha = 0.001504.

Constituent: pH Analysis Run 3/28/2024 12:18 PM View: Appendix III - Intrawell

Plant Scherer Client: Southern Company Data: Scherer PAC-CCR

Sanitas™ v.10.0.16b Software licensed to . UG

Exceeds Limits

Prediction Limit

Intrawell Non-parametric

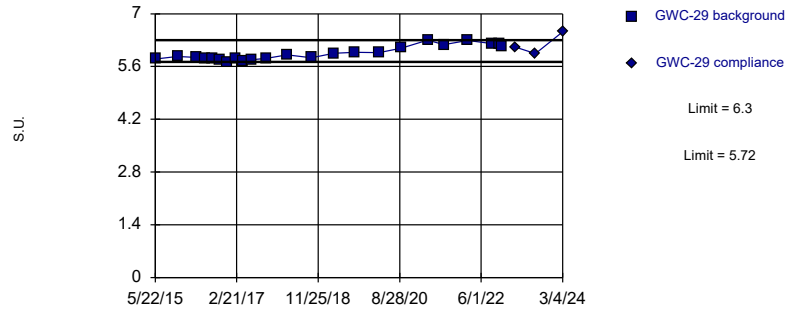

Non-parametric test used in lieu of parametric prediction limit because the Shapiro Wilk normality test showed the data to be non-normal at the 0.01 alpha level. Limits are highest and lowest of 23 background values. Well-constituent pair annual alpha = 0.01364. Individual comparison alpha = 0.006831 (1 of 2).

Constituent: pH Analysis Run 3/28/2024 12:18 PM View: Appendix III - Intrawell

Plant Scherer Client: Southern Company Data: Scherer PAC-CCR

Sanitas™ v.10.0.16b Software licensed to . UG

Within Limits

Prediction Limit

Intrawell Parametric

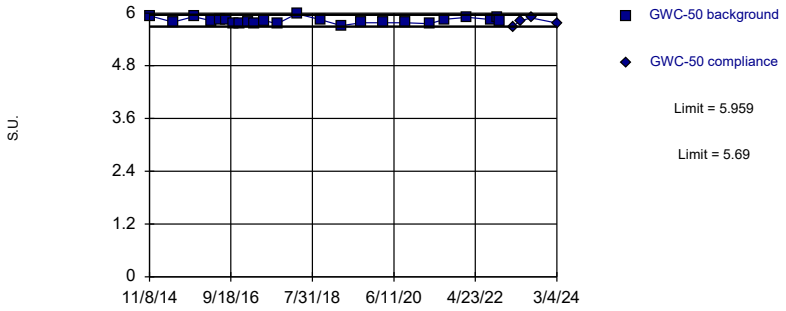

Background Data Summary: Mean=5.824, Std. Dev.=0.06717, n=24. Normality test: Shapiro Wilk @alpha = 0.01, calculated = 0.9562, critical = 0.884. Kappa = 2.004 (c=7, w=5, 1 of 2, event alpha = 0.05132). Report alpha = 0.001504.

Constituent: pH Analysis Run 3/28/2024 12:18 PM View: Appendix III - Intrawell

Plant Scherer Client: Southern Company Data: Scherer PAC-CCR

Sanitas™ v.10.0.16b Software licensed to . UG

Within Limits

Prediction Limit

Intrawell Parametric

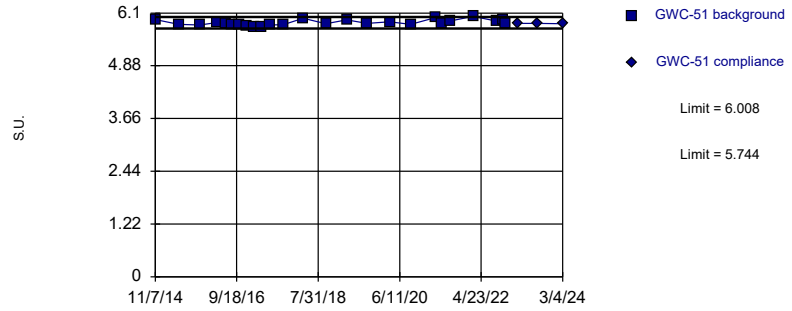

Background Data Summary: Mean=5.876, Std. Dev.=0.06614, n=25. Normality test: Shapiro Wilk @alpha = 0.01, calculated = 0.9604, critical = 0.888. Kappa = 1.99 (c=7, w=5, 1 of 2, event alpha = 0.05132). Report alpha = 0.001504.

Constituent: pH Analysis Run 3/28/2024 12:18 PM View: Appendix III - Intrawell

Plant Scherer Client: Southern Company Data: Scherer PAC-CCR

Sanitas™ v.10.0.16b Software licensed to . UG

Exceeds Limits

Prediction Limit

Intrawell Parametric

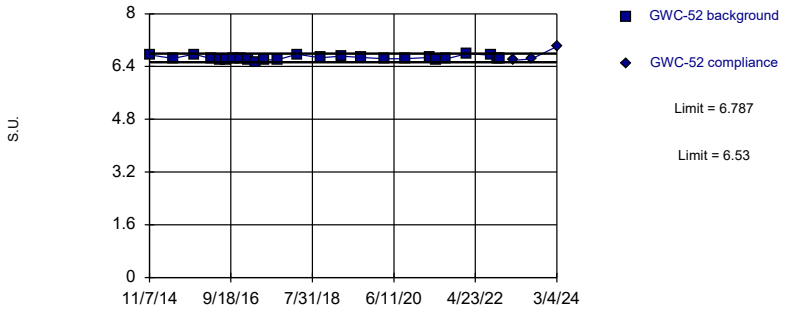

Background Data Summary: Mean=6.659, Std. Dev.=0.06463, n=25. Normality test: Shapiro Wilk @alpha = 0.01, calculated = 0.9339, critical = 0.888. Kappa = 1.99 (c=7, w=5, 1 of 2, event alpha = 0.05132). Report alpha = 0.001504.

Constituent: pH Analysis Run 3/28/2024 12:18 PM View: Appendix III - Intrawell

Plant Scherer Client: Southern Company Data: Scherer PAC-CCR

Sanitas™ v.10.0.16b Software licensed to . UG

Exceeds Limits

Prediction Limit

Intrawell Parametric

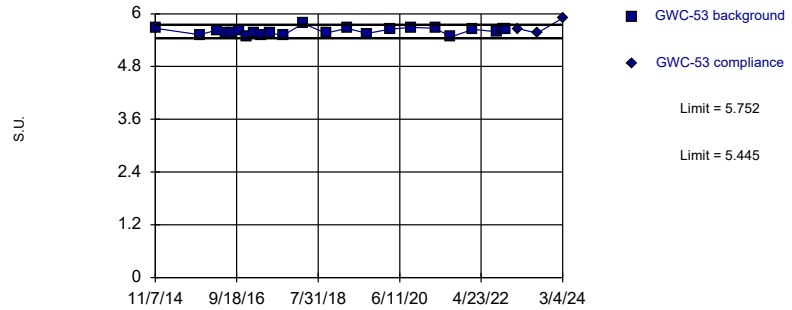

Background Data Summary: Mean=5.598, Std. Dev.=0.07608, n=23. Normality test: Shapiro Wilk @alpha = 0.01, calculated = 0.9627, critical = 0.881. Kappa = 2.017 (c=7, w=5, 1 of 2, event alpha = 0.05132). Report alpha = 0.001504.

Constituent: pH Analysis Run 3/28/2024 12:18 PM View: Appendix III - Intrawell

Plant Scherer Client: Southern Company Data: Scherer PAC-CCR

Sanitas™ v.10.0.16b Software licensed to . UG
Hollow symbols indicate censored values.

Exceeds Limit

Prediction Limit

Intrawell Parametric

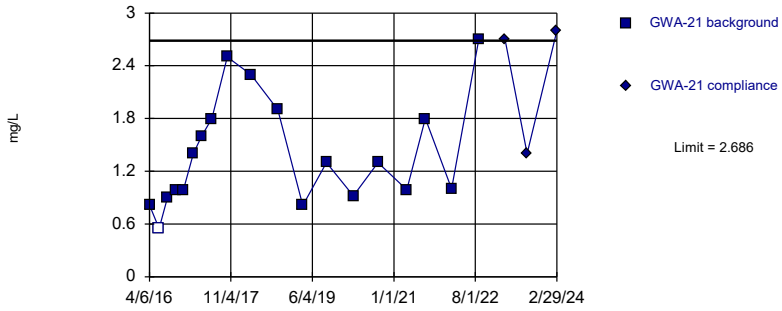

Background Data Summary: Mean=1.398, Std. Dev.=0.6191, n=19, 5.263% NDs. Normality test: Shapiro Wilk @alpha = 0.05, calculated = 0.9095, critical = 0.901. Kappa = 2.081 (c=7, w=5, 1 of 2, event alpha = 0.05132). Report alpha = 0.001504.

Constituent: Sulfate Analysis Run 3/28/2024 12:18 PM View: Appendix III - Intrawell
Plant Scherer Client: Southern Company Data: Scherer PAC-CCR

Sanitas™ v.10.0.16b Software licensed to . UG
Hollow symbols indicate censored values.

Within Limit

Prediction Limit

Intrawell Non-parametric

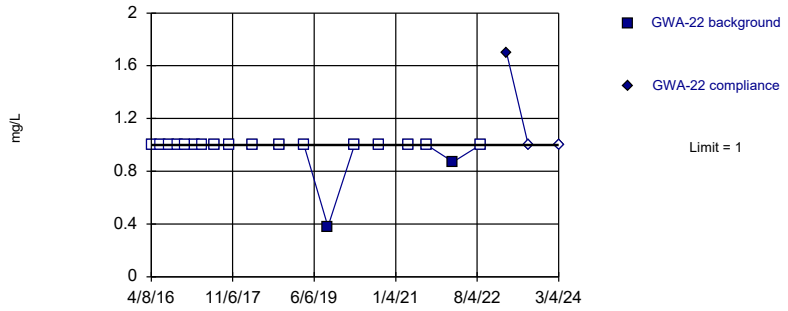

Non-parametric test used in lieu of parametric prediction limit because censored data exceeded 50%. Limit is highest of 19 background values. 89.47% NDs. Well-constituent pair annual alpha = 0.009641. Individual comparison alpha = 0.004832 (1 of 2).

Constituent: Sulfate Analysis Run 3/28/2024 12:18 PM View: Appendix III - Intrawell
Plant Scherer Client: Southern Company Data: Scherer PAC-CCR

Sanitas™ v.10.0.16b Software licensed to . UG

Within Limit

Prediction Limit

Intrawell Parametric

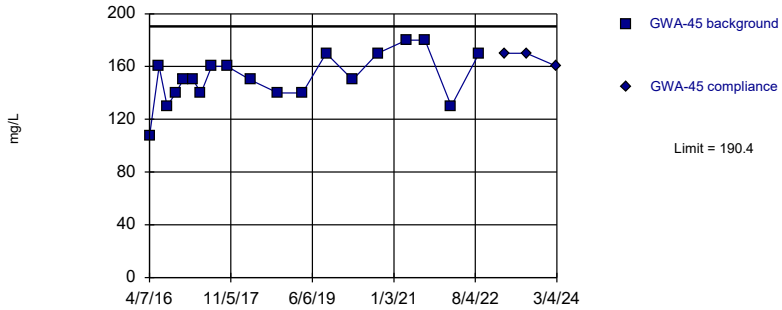

Background Data Summary: Mean=151.4, Std. Dev.=18.71, n=19. Normality test: Shapiro Wilk @alpha = 0.05, calculated = 0.9549, critical = 0.901. Kappa = 2.081 (c=7, w=5, 1 of 2, event alpha = 0.05132). Report alpha = 0.001504.

Constituent: Sulfate Analysis Run 3/28/2024 12:18 PM View: Appendix III - Intrawell
Plant Scherer Client: Southern Company Data: Scherer PAC-CCR

Sanitas™ v.10.0.16b Software licensed to . UG
Hollow symbols indicate censored values.

Within Limit

Prediction Limit

Intrawell Non-parametric

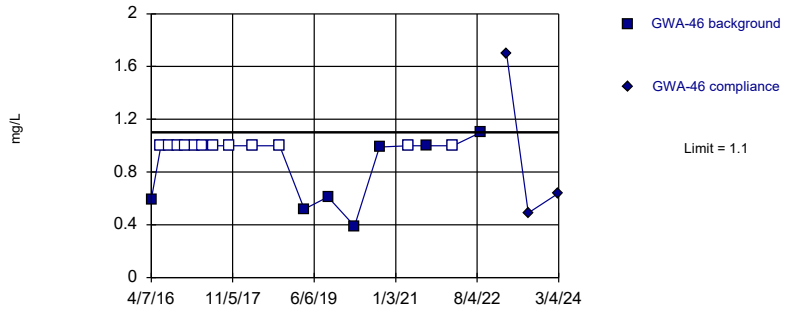

Non-parametric test used in lieu of parametric prediction limit because censored data exceeded 50%. Limit is highest of 19 background values. 63.16% NDs. Well-constituent pair annual alpha = 0.009641. Individual comparison alpha = 0.004832 (1 of 2).

Constituent: Sulfate Analysis Run 3/28/2024 12:18 PM View: Appendix III - Intrawell
Plant Scherer Client: Southern Company Data: Scherer PAC-CCR

Sanitas™ v.10.0.16b Software licensed to . UG
Hollow symbols indicate censored values.
Within Limit

Prediction Limit

Intrawell Non-parametric

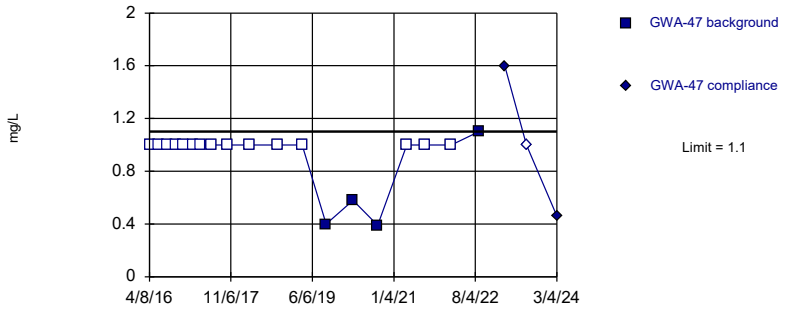

Non-parametric test used in lieu of parametric prediction limit because censored data exceeded 50%. Limit is highest of 19 background values. 78.95% NDs. Well-constituent pair annual alpha = 0.009641. Individual comparison alpha = 0.004832 (1 of 2).

Constituent: Sulfate Analysis Run 3/28/2024 12:18 PM View: Appendix III - Intrawell
Plant Scherer Client: Southern Company Data: Scherer PAC-CCR

Sanitas™ v.10.0.16b Software licensed to . UG
Within Limit

Prediction Limit

Intrawell Parametric

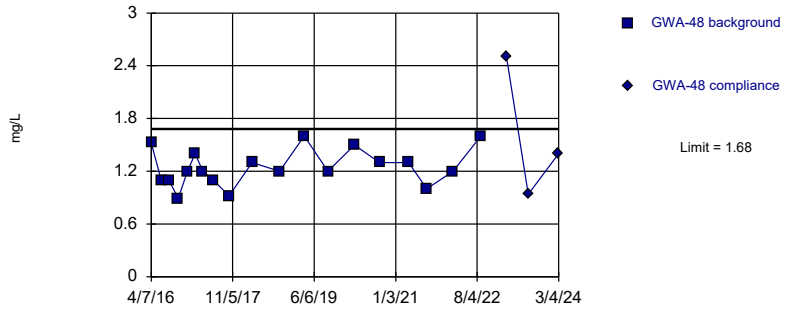

Background Data Summary: Mean=1.244, Std. Dev.=0.2097, n=19. Normality test: Shapiro Wilk @alpha = 0.05, calculated = 0.95, critical = 0.901. Kappa = 2.081 (c=7, w=5, 1 of 2, event alpha = 0.05132). Report alpha = 0.001504.

Constituent: Sulfate Analysis Run 3/28/2024 12:18 PM View: Appendix III - Intrawell
Plant Scherer Client: Southern Company Data: Scherer PAC-CCR

Sanitas™ v.10.0.16b Software licensed to . UG
Hollow symbols indicate censored values.
Within Limit

Prediction Limit

Intrawell Non-parametric

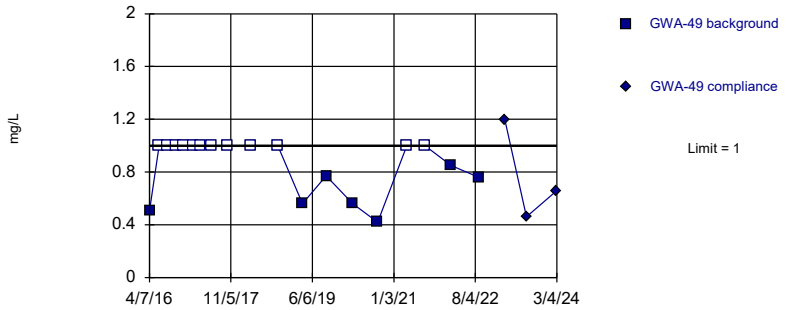

Non-parametric test used in lieu of parametric prediction limit because censored data exceeded 50%. Limit is highest of 19 background values. 63.16% NDs. Well-constituent pair annual alpha = 0.009641. Individual comparison alpha = 0.004832 (1 of 2).

Constituent: Sulfate Analysis Run 3/28/2024 12:18 PM View: Appendix III - Intrawell
Plant Scherer Client: Southern Company Data: Scherer PAC-CCR

Sanitas™ v.10.0.16b Software licensed to . UG
Hollow symbols indicate censored values.
Within Limit

Prediction Limit

Intrawell Parametric

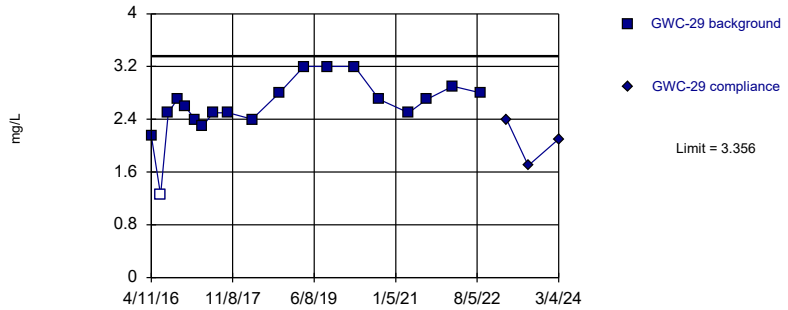

Background Data Summary (based on square transformation): Mean=6.918, Std. Dev.=2.089, n=19, 5.263% NDs. Normality test: Shapiro Wilk @alpha = 0.05, calculated = 0.9278, critical = 0.901. Kappa = 2.081 (c=7, w=5, 1 of 2, event alpha = 0.05132). Report alpha = 0.001504.

Constituent: Sulfate Analysis Run 3/28/2024 12:18 PM View: Appendix III - Intrawell
Plant Scherer Client: Southern Company Data: Scherer PAC-CCR

Sanitas™ v.10.0.16b Software licensed to . UG
Hollow symbols indicate censored values.
Within Limit

Prediction Limit

Intrawell Non-parametric

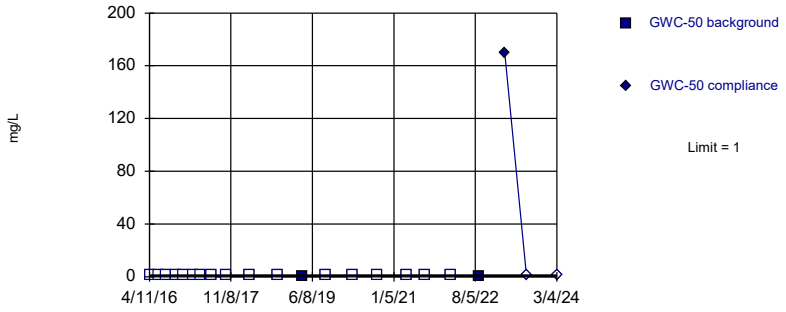

Non-parametric test used in lieu of parametric prediction limit because censored data exceeded 50%. Limit is highest of 19 background values. 89.47% NDs. Well-constituent pair annual alpha = 0.009641. Individual comparison alpha = 0.004832 (1 of 2).

Constituent: Sulfate Analysis Run 3/28/2024 12:18 PM View: Appendix III - Intrawell
Plant Scherer Client: Southern Company Data: Scherer PAC-CCR

Sanitas™ v.10.0.16b Software licensed to . UG
Hollow symbols indicate censored values.
Exceeds Limit

Prediction Limit

Intrawell Non-parametric

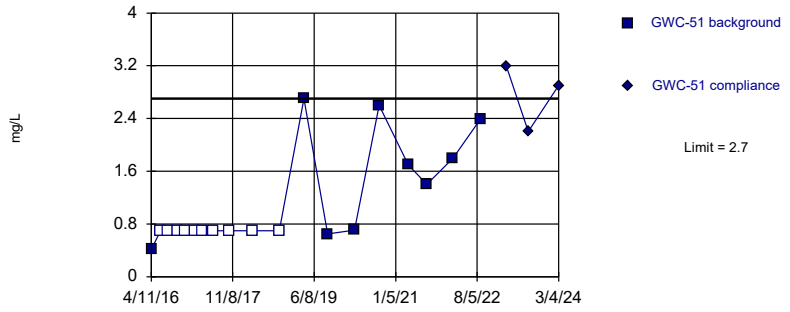

Non-parametric test used in lieu of parametric prediction limit because censored data exceeded 50%. Limit is highest of 19 background values. 52.63% NDs. Well-constituent pair annual alpha = 0.009641. Individual comparison alpha = 0.004832 (1 of 2).

Constituent: Sulfate Analysis Run 3/28/2024 12:18 PM View: Appendix III - Intrawell
Plant Scherer Client: Southern Company Data: Scherer PAC-CCR

Sanitas™ v.10.0.16b Software licensed to . UG
Hollow symbols indicate censored values.
Exceeds Limit

Prediction Limit

Intrawell Parametric

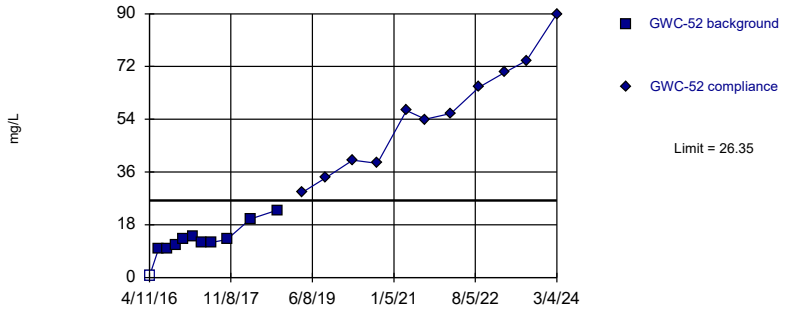

Background Data Summary: Mean=12.57, Std. Dev.=5.74, n=11, 9.091% NDs. Normality test: Shapiro Wilk @alpha = 0.05, calculated = 0.9024, critical = 0.85. Kappa = 2.4 (c=7, w=5, 1 of 2, event alpha = 0.05132). Report alpha = 0.001504.

Constituent: Sulfate Analysis Run 3/28/2024 12:18 PM View: Appendix III - Intrawell
Plant Scherer Client: Southern Company Data: Scherer PAC-CCR

Sanitas™ v.10.0.16b Software licensed to . UG
Exceeds Limit

Prediction Limit

Intrawell Non-parametric

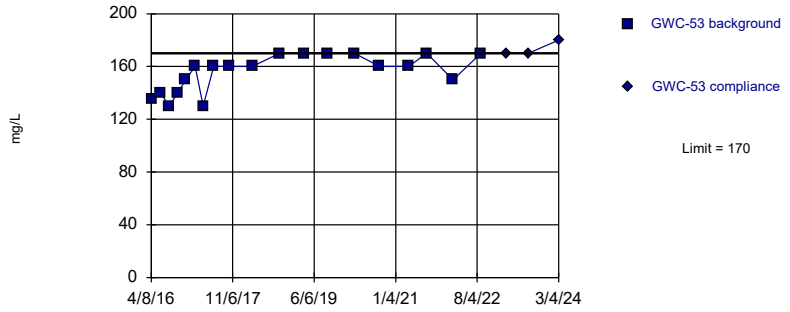

Non-parametric test used in lieu of parametric prediction limit because the Shapiro Wilk normality test showed the data to be non-normal at the 0.05 alpha level. Limit is highest of 19 background values. Well-constituent pair annual alpha = 0.009641. Individual comparison alpha = 0.004832 (1 of 2).

Constituent: Sulfate Analysis Run 3/28/2024 12:18 PM View: Appendix III - Intrawell
Plant Scherer Client: Southern Company Data: Scherer PAC-CCR

Sanitas™ v.10.0.16b Software licensed to . UG

Within Limit

Prediction Limit

Intrawell Parametric

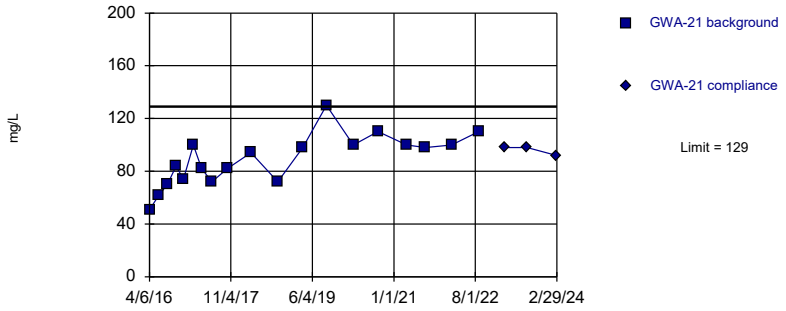

Background Data Summary: Mean=88.89, Std. Dev.=19.28, n=19. Normality test: Shapiro Wilk @alpha = 0.05, calculated = 0.9678, critical = 0.901. Kappa = 2.081 (c=7, w=5, 1 of 2, event alpha = 0.05132). Report alpha = 0.001504.

Constituent: Total Dissolved Solids Analysis Run 3/28/2024 12:18 PM View: Appendix III - Intrawell

Plant Scherer Client: Southern Company Data: Scherer PAC-CCR

Sanitas™ v.10.0.16b Software licensed to . UG

Within Limit

Prediction Limit

Intrawell Parametric

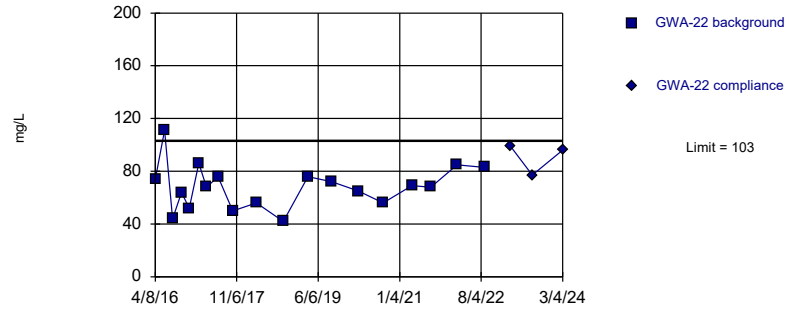

Background Data Summary: Mean=68.26, Std. Dev.=16.69, n=19. Normality test: Shapiro Wilk @alpha = 0.05, calculated = 0.9586, critical = 0.901. Kappa = 2.081 (c=7, w=5, 1 of 2, event alpha = 0.05132). Report alpha = 0.001504.

Constituent: Total Dissolved Solids Analysis Run 3/28/2024 12:18 PM View: Appendix III - Intrawell

Plant Scherer Client: Southern Company Data: Scherer PAC-CCR

Sanitas™ v.10.0.16b Software licensed to . UG

Within Limit

Prediction Limit

Intrawell Parametric

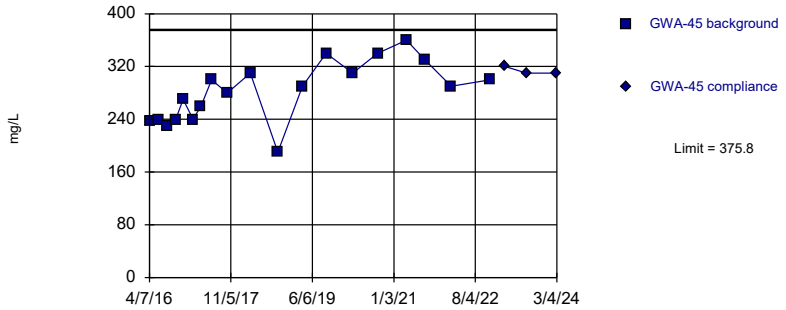

Background Data Summary: Mean=281.9, Std. Dev.=45.08, n=19. Normality test: Shapiro Wilk @alpha = 0.05, calculated = 0.9709, critical = 0.901. Kappa = 2.081 (c=7, w=5, 1 of 2, event alpha = 0.05132). Report alpha = 0.001504.

Constituent: Total Dissolved Solids Analysis Run 3/28/2024 12:18 PM View: Appendix III - Intrawell

Plant Scherer Client: Southern Company Data: Scherer PAC-CCR

Sanitas™ v.10.0.16b Software licensed to . UG

Hollow symbols indicate censored values.

Within Limit

Prediction Limit

Intrawell Parametric

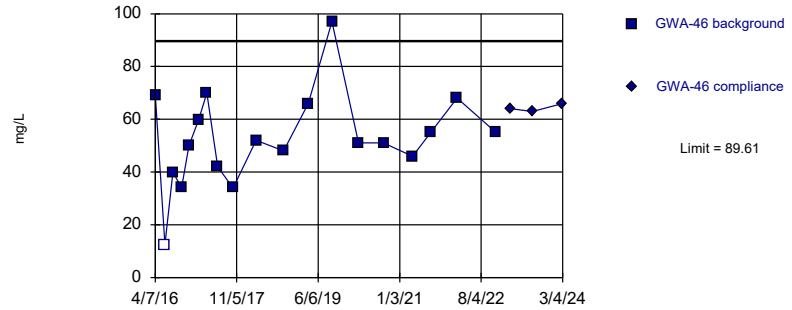

Background Data Summary: Mean=52.66, Std. Dev.=17.75, n=19, 5.263% NDs. Normality test: Shapiro Wilk @alpha = 0.05, calculated = 0.9572, critical = 0.901. Kappa = 2.081 (c=7, w=5, 1 of 2, event alpha = 0.05132). Report alpha = 0.001504.

Constituent: Total Dissolved Solids Analysis Run 3/28/2024 12:18 PM View: Appendix III - Intrawell

Plant Scherer Client: Southern Company Data: Scherer PAC-CCR

Sanitas™ v.10.0.16b Software licensed to . UG

Within Limit

Prediction Limit

Intrawell Parametric

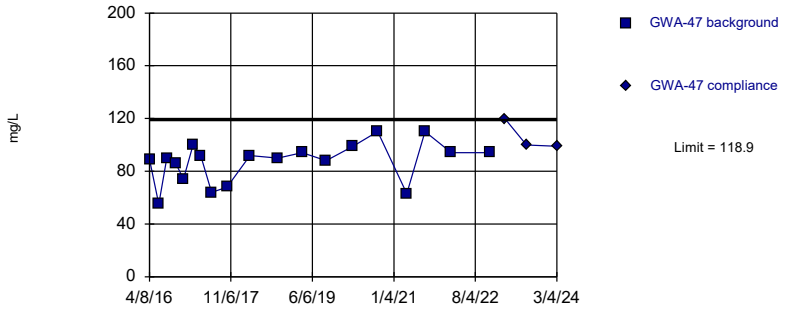

Background Data Summary: Mean=86.95, Std. Dev.=15.37, n=19. Normality test: Shapiro Wilk @alpha = 0.05, calculated = 0.9142, critical = 0.901. Kappa = 2.081 (c=7, w=5, 1 of 2, event alpha = 0.05132). Report alpha = 0.001504.

Constituent: Total Dissolved Solids Analysis Run 3/28/2024 12:18 PM View: Appendix III - Intrawell

Plant Scherer Client: Southern Company Data: Scherer PAC-CCR

Sanitas™ v.10.0.16b Software licensed to . UG

Within Limit

Prediction Limit

Intrawell Parametric

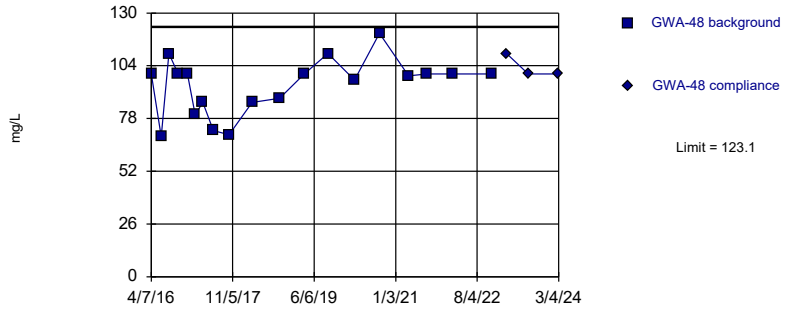

Background Data Summary: Mean=94.05, Std. Dev.=13.98, n=19. Normality test: Shapiro Wilk @alpha = 0.05, calculated = 0.9138, critical = 0.901. Kappa = 2.081 (c=7, w=5, 1 of 2, event alpha = 0.05132). Report alpha = 0.001504.

Constituent: Total Dissolved Solids Analysis Run 3/28/2024 12:18 PM View: Appendix III - Intrawell

Plant Scherer Client: Southern Company Data: Scherer PAC-CCR

Sanitas™ v.10.0.16b Software licensed to . UG

Within Limit

Prediction Limit

Intrawell Parametric

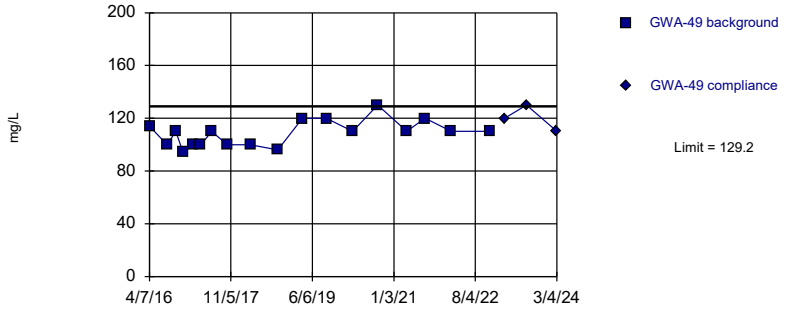

Background Data Summary: Mean=108.6, Std. Dev.=9.793, n=18. Normality test: Shapiro Wilk @alpha = 0.05, calculated = 0.9239, critical = 0.897. Kappa = 2.104 (c=7, w=5, 1 of 2, event alpha = 0.05132). Report alpha = 0.001504.

Constituent: Total Dissolved Solids Analysis Run 3/28/2024 12:18 PM View: Appendix III - Intrawell

Plant Scherer Client: Southern Company Data: Scherer PAC-CCR

Sanitas™ v.10.0.16b Software licensed to . UG

Within Limit

Prediction Limit

Intrawell Parametric

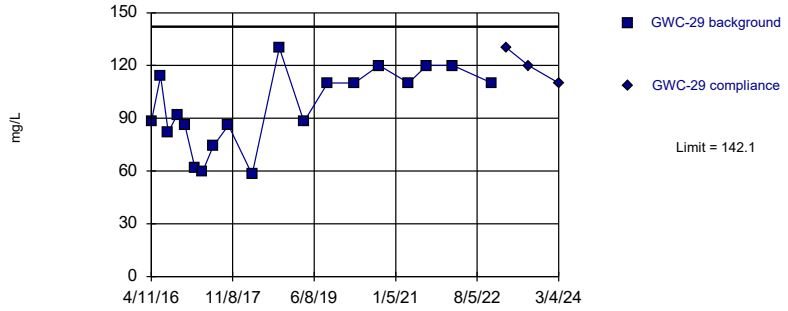

Background Data Summary: Mean=95.79, Std. Dev.=22.25, n=19. Normality test: Shapiro Wilk @alpha = 0.05, calculated = 0.927, critical = 0.901. Kappa = 2.081 (c=7, w=5, 1 of 2, event alpha = 0.05132). Report alpha = 0.001504.

Constituent: Total Dissolved Solids Analysis Run 3/28/2024 12:18 PM View: Appendix III - Intrawell

Plant Scherer Client: Southern Company Data: Scherer PAC-CCR

Sanitas™ v.10.0.16b Software licensed to . UG

Within Limit

Prediction Limit

Intrawell Parametric

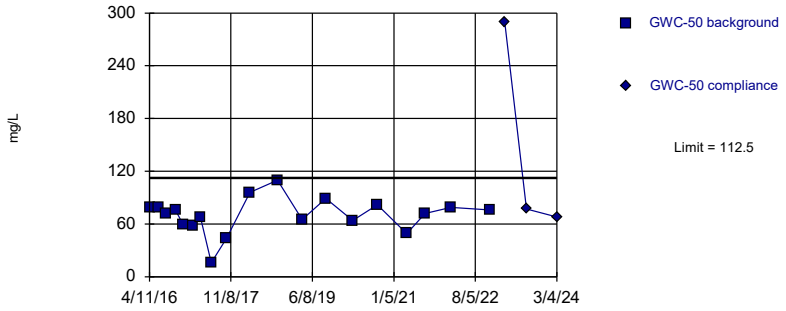

Background Data Summary: Mean=70.21, Std. Dev.=20.34, n=19. Normality test: Shapiro Wilk @alpha = 0.05, calculated = 0.9506, critical = 0.901. Kappa = 2.081 (c=7, w=5, 1 of 2, event alpha = 0.05132). Report alpha = 0.001504.

Constituent: Total Dissolved Solids Analysis Run 3/28/2024 12:18 PM View: Appendix III - Intrawell

Plant Scherer Client: Southern Company Data: Scherer PAC-CCR

Sanitas™ v.10.0.16b Software licensed to . UG

Within Limit

Prediction Limit

Intrawell Parametric

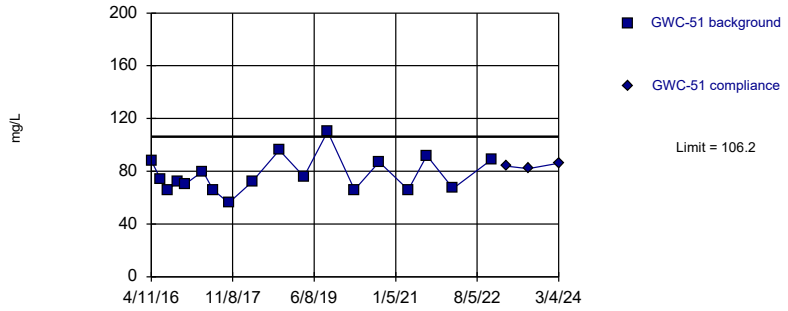

Background Data Summary: Mean=77.39, Std. Dev.=13.68, n=18. Normality test: Shapiro Wilk @alpha = 0.05, calculated = 0.9304, critical = 0.897. Kappa = 2.104 (c=7, w=5, 1 of 2, event alpha = 0.05132). Report alpha = 0.001504.

Constituent: Total Dissolved Solids Analysis Run 3/28/2024 12:18 PM View: Appendix III - Intrawell

Plant Scherer Client: Southern Company Data: Scherer PAC-CCR

Sanitas™ v.10.0.16b Software licensed to . UG

Within Limit

Prediction Limit

Intrawell Parametric

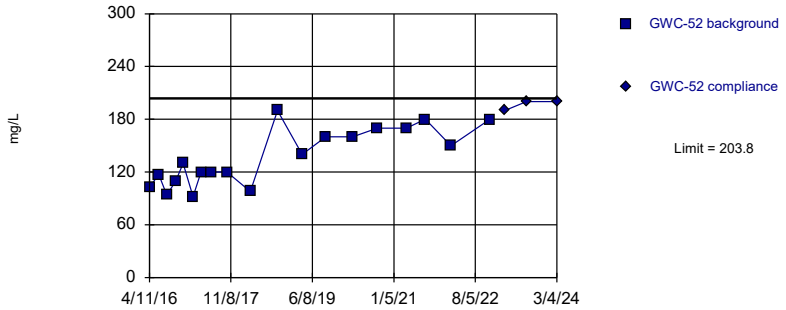

Background Data Summary: Mean=137.1, Std. Dev.=32.07, n=19. Normality test: Shapiro Wilk @alpha = 0.05, calculated = 0.9295, critical = 0.901. Kappa = 2.081 (c=7, w=5, 1 of 2, event alpha = 0.05132). Report alpha = 0.001504.

Constituent: Total Dissolved Solids Analysis Run 3/28/2024 12:18 PM View: Appendix III - Intrawell

Plant Scherer Client: Southern Company Data: Scherer PAC-CCR

Sanitas™ v.10.0.16b Software licensed to . UG

Within Limit

Prediction Limit

Intrawell Parametric

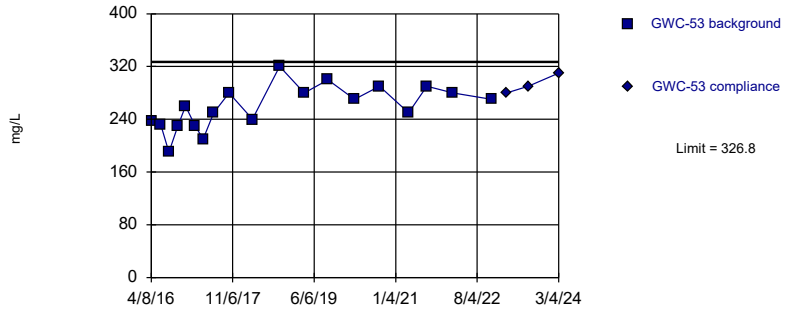

Background Data Summary: Mean=258.3, Std. Dev.=32.93, n=19. Normality test: Shapiro Wilk @alpha = 0.05, calculated = 0.9811, critical = 0.901. Kappa = 2.081 (c=7, w=5, 1 of 2, event alpha = 0.05132). Report alpha = 0.001504.

Constituent: Total Dissolved Solids Analysis Run 3/28/2024 12:18 PM View: Appendix III - Intrawell

Plant Scherer Client: Southern Company Data: Scherer PAC-CCR

Prediction Limit

Constituent: Boron (mg/L) Analysis Run 3/28/2024 12:20 PM View: Appendix III - Intrawell

Plant Scherer Client: Southern Company Data: Scherer PAC-CCR

	GWA-21	GWA-21
4/6/2016	<0.08	
6/14/2016	0.0012 (J)	
8/10/2016	<0.08	
10/11/2016	<0.08	
12/2/2016	<0.08	
2/10/2017	<0.08	
4/10/2017	<0.08	
6/23/2017	<0.08	
10/9/2017	<0.08	
3/26/2018	<0.08	
10/3/2018	<0.08	
3/27/2019	<0.08	
9/12/2019	0.053	
3/19/2020	<0.08	
9/10/2020	<0.08	
4/2/2021	<0.08	
8/12/2021	<0.08	
2/14/2022	<0.08	
8/26/2022	<0.08	
2/28/2023		<0.08
8/2/2023		<0.08
2/29/2024		<0.08

ND substitution: RL or RL/2 if <15% NDs.

Prediction Limit

Constituent: Boron (mg/L) Analysis Run 3/28/2024 12:20 PM View: Appendix III - Intrawell

Plant Scherer Client: Southern Company Data: Scherer PAC-CCR

	GWA-22	GWA-22
4/8/2016	<0.08	
6/14/2016	<0.08	
8/9/2016	<0.08	
10/11/2016	<0.08	
12/5/2016	<0.08	
2/10/2017	<0.08	
4/7/2017	<0.08	
6/26/2017	<0.08	
10/9/2017	<0.08	
3/26/2018	<0.08 (D)	
10/3/2018	<0.08	
3/27/2019	<0.08	
9/12/2019	<0.08	
3/19/2020	<0.08	
9/10/2020	<0.08	
4/2/2021	<0.08	
8/12/2021	<0.08	
2/15/2022	<0.08	
8/26/2022	<0.08	
2/28/2023		0.19
8/3/2023		<0.08
3/4/2024		0.033 (J)

ND substitution: RL or RL/2 if <15% NDs.

Prediction Limit

Constituent: Boron (mg/L) Analysis Run 3/28/2024 12:20 PM View: Appendix III - Intrawell

Plant Scherer Client: Southern Company Data: Scherer PAC-CCR

	GWA-45	GWA-45
4/7/2016	0.0657 (J)	
6/14/2016	0.12	
8/9/2016	0.22	
10/10/2016	0.52	
12/2/2016	0.65	
2/9/2017	0.57	
4/7/2017	0.5	
6/22/2017	0.48	
10/10/2017	0.79	
3/22/2018	0.66	
10/3/2018	0.89	
3/27/2019	0.74	
9/12/2019	0.91	
3/19/2020	0.86	
9/11/2020	1	
4/2/2021	1.1	
8/12/2021	1.1	
2/14/2022	0.86	
8/31/2022	1.2	
2/28/2023		1.1
8/3/2023		1.1
3/4/2024		0.98

Prediction Limit

Constituent: Boron (mg/L) Analysis Run 3/28/2024 12:20 PM View: Appendix III - Intrawell

Plant Scherer Client: Southern Company Data: Scherer PAC-CCR

	GWA-46	GWA-46
4/7/2016	<0.08	
6/14/2016	<0.08	
8/9/2016	<0.08	
10/10/2016	<0.08	
12/2/2016	<0.08	
2/10/2017	<0.08	
4/7/2017	<0.08	
6/23/2017	<0.08	
10/10/2017	<0.08	
3/23/2018	<0.08	
10/4/2018	<0.08	
3/27/2019	<0.08	
9/12/2019	<0.08	
3/19/2020	<0.08	
9/11/2020	<0.08	
4/5/2021	<0.08	
8/12/2021	<0.08	
2/14/2022	<0.08	
8/31/2022	<0.08	
2/28/2023		0.11
8/3/2023		0.027 (J)
3/4/2024		0.022 (J)

ND substitution: RL or RL/2 if <15% NDs.

Prediction Limit

Constituent: Boron (mg/L) Analysis Run 3/28/2024 12:20 PM View: Appendix III - Intrawell

Plant Scherer Client: Southern Company Data: Scherer PAC-CCR

	GWA-47	GWA-47
4/8/2016	<0.08	
6/14/2016	0.00079 (J)	
8/9/2016	<0.08	
10/11/2016	<0.08	
12/5/2016	<0.08	
2/10/2017	<0.08	
4/7/2017	<0.08	
6/22/2017	<0.08	
10/10/2017	<0.08	
3/22/2018	<0.08	
10/5/2018	<0.08	
3/27/2019	<0.08	
9/12/2019	<0.08	
3/20/2020	<0.08	
9/11/2020	<0.08	
4/5/2021	<0.08	
8/13/2021	<0.08	
2/14/2022	<0.08	
8/31/2022	<0.08	
2/28/2023		0.034 (J)
8/3/2023		<0.08
3/4/2024		<0.08

ND substitution: RL or RL/2 if <15% NDs.

Prediction Limit

Constituent: Boron (mg/L) Analysis Run 3/28/2024 12:20 PM View: Appendix III - Intrawell

Plant Scherer Client: Southern Company Data: Scherer PAC-CCR

	GWA-48	GWA-48
4/7/2016	<0.08	
6/17/2016	<0.08	
8/10/2016	<0.08	
10/14/2016	<0.08	
12/19/2016	<0.08	
2/13/2017	<0.08	
4/7/2017	<0.08	
6/22/2017	<0.08	
10/10/2017	<0.08	
3/23/2018	<0.08	
10/3/2018	<0.08	
3/27/2019	<0.08	
9/12/2019	<0.08	
3/19/2020	<0.08	
9/11/2020	<0.08	
4/5/2021	0.044 (J)	
8/12/2021	<0.08	
2/14/2022	<0.08	
8/31/2022	<0.08	
2/28/2023		0.12
8/3/2023		0.023 (J)
3/4/2024		<0.08

ND substitution: RL or RL/2 if <15% NDs.

Prediction Limit

Constituent: Boron (mg/L) Analysis Run 3/28/2024 12:20 PM View: Appendix III - Intrawell

Plant Scherer Client: Southern Company Data: Scherer PAC-CCR

	GWA-49	GWA-49
4/7/2016	<0.08	
6/14/2016	<0.08	
8/9/2016	<0.08	
10/11/2016	<0.08	
12/2/2016	<0.08	
2/9/2017	<0.08	
4/7/2017	<0.08	
6/22/2017	<0.08	
10/10/2017	<0.08	
3/22/2018	<0.08	
10/3/2018	<0.08	
3/27/2019	<0.08	
9/12/2019	<0.08	
3/19/2020	<0.08	
9/10/2020	<0.08	
4/6/2021	<0.08	
8/12/2021	<0.08	
2/14/2022	<0.08	
8/30/2022	<0.08	
3/1/2023		<0.08
8/3/2023		<0.08
3/4/2024		<0.08

ND substitution: RL or RL/2 if <15% NDs.

Prediction Limit

Constituent: Boron (mg/L) Analysis Run 3/28/2024 12:20 PM View: Appendix III - Intrawell

Plant Scherer Client: Southern Company Data: Scherer PAC-CCR

	GWC-29	GWC-29
4/11/2016	<0.08	
6/15/2016	0.0021 (J)	
8/10/2016	<0.08	
10/11/2016	<0.08	
12/5/2016	<0.08	
2/13/2017	<0.08	
4/10/2017	<0.08	
6/23/2017	<0.08	
10/10/2017	<0.08	
3/26/2018	<0.08	
10/4/2018	<0.08	
3/28/2019	<0.08	
9/12/2019	<0.08	
3/19/2020	<0.08	
9/10/2020	<0.08	
4/6/2021	<0.08	
8/13/2021	<0.08	
2/14/2022	<0.08	
8/31/2022	<0.08	
3/1/2023		0.075 (J)
8/3/2023		0.025 (J)
3/4/2024		<0.08

ND substitution: RL or RL/2 if <15% NDs.

Prediction Limit

Constituent: Boron (mg/L) Analysis Run 3/28/2024 12:20 PM View: Appendix III - Intrawell

Plant Scherer Client: Southern Company Data: Scherer PAC-CCR

	GWC-50	GWC-50
4/11/2016	<0.08	
6/15/2016	<0.08	
8/10/2016	<0.08	
10/11/2016	<0.08	
12/2/2016	<0.08	
2/13/2017	<0.08	
4/7/2017	<0.08	
6/22/2017	<0.08	
10/10/2017	<0.08	
3/23/2018	<0.08	
10/4/2018	<0.08	
3/28/2019	<0.08	
9/12/2019	<0.08	
3/19/2020	<0.08	
9/10/2020	<0.08	
4/6/2021	<0.08	
8/13/2021	<0.08	
2/14/2022	<0.08	
8/31/2022	<0.08	
3/1/2023		0.95
8/3/2023		<0.08
3/4/2024		<0.08

ND substitution: RL or RL/2 if <15% NDs.

Prediction Limit

Constituent: Boron (mg/L) Analysis Run 3/28/2024 12:20 PM View: Appendix III - Intrawell

Plant Scherer Client: Southern Company Data: Scherer PAC-CCR

	GWC-51	GWC-51
4/11/2016	<0.08	
6/16/2016	<0.08	
8/10/2016	<0.08	
10/13/2016	<0.08	
12/5/2016	<0.08	
2/13/2017	<0.08	
4/10/2017	<0.08	
6/23/2017	<0.08	
10/11/2017	<0.08	
3/26/2018	<0.08	
10/4/2018	<0.08	
3/27/2019	<0.08	
9/12/2019	<0.08	
3/19/2020	<0.08	
9/11/2020	<0.08	
4/5/2021	<0.08	
8/13/2021	<0.08	
2/15/2022	<0.08	
8/31/2022	<0.08	
2/28/2023		0.08
8/3/2023		<0.08
3/4/2024		0.036 (J)

ND substitution: RL or RL/2 if <15% NDs.

Prediction Limit

Constituent: Boron (mg/L) Analysis Run 3/28/2024 12:20 PM View: Appendix III - Intrawell

Plant Scherer Client: Southern Company Data: Scherer PAC-CCR

	GWC-52	GWC-52
4/11/2016	<0.08	
6/16/2016	<0.08	
8/11/2016	<0.08	
10/13/2016	<0.08	
12/5/2016	<0.08	
2/13/2017	<0.08	
4/11/2017	<0.08	
6/24/2017	<0.08	
10/11/2017	<0.08	
3/26/2018	<0.08	
10/4/2018	<0.08	
3/28/2019	<0.08	
9/12/2019	<0.08	
3/19/2020	<0.08	
9/11/2020	<0.08	
4/5/2021	<0.08	
8/17/2021	<0.08	
2/14/2022	<0.08	
8/31/2022	<0.08	
3/1/2023		<0.08
8/3/2023		<0.08
3/4/2024		0.023 (J)

ND substitution: RL or RL/2 if <15% NDs.

Prediction Limit

Constituent: Boron (mg/L) Analysis Run 3/28/2024 12:20 PM View: Appendix III - Intrawell

Plant Scherer Client: Southern Company Data: Scherer PAC-CCR

	GWC-53	GWC-53
4/8/2016	0.824	
6/16/2016	0.8 (J)	
8/11/2016	0.97	
10/13/2016	0.94	
12/6/2016	1	
2/13/2017	0.97	
4/11/2017	0.88	
6/24/2017	0.87	
10/11/2017	1.1	
3/26/2018	0.91	
10/4/2018	0.92	
3/28/2019	0.97	
9/12/2019	0.94	
3/19/2020	1	
9/11/2020	0.97	
4/6/2021	0.97	
8/13/2021	0.94	
2/14/2022	1	
8/31/2022	1	
2/28/2023		0.91
8/3/2023		0.97
3/4/2024		0.97

Prediction Limit

Constituent: Calcium (mg/L) Analysis Run 3/28/2024 12:20 PM View: Appendix III - Intrawell

Plant Scherer Client: Southern Company Data: Scherer PAC-CCR

	GWA-21	GWA-21
4/6/2016	9.27	
6/14/2016	8.2	
8/10/2016	6.9	
10/11/2016	7.6	
12/2/2016	7.4	
2/10/2017	11	
4/10/2017	9.7	
6/23/2017	9.2	
10/9/2017	9.4	
3/26/2018	9.3	
10/3/2018	7.8	
3/27/2019	9.5	
9/12/2019	8.8	
3/19/2020	11	
9/10/2020	8.2	
4/2/2021	9.2	
8/12/2021	7.2	
2/14/2022	8	
8/26/2022	6.8	
2/28/2023		8.1
8/2/2023		6.4
2/29/2024		6.7

Prediction Limit

Constituent: Calcium (mg/L) Analysis Run 3/28/2024 12:20 PM View: Appendix III - Intrawell

Plant Scherer Client: Southern Company Data: Scherer PAC-CCR

	GWA-22	GWA-22
4/8/2016	8.6	
6/14/2016	6.8	
8/9/2016	6.2	
10/11/2016	6.2	
12/5/2016	5.5	
2/10/2017	7.8	
4/7/2017	7.3	
6/26/2017	6.8	
10/9/2017	5.8	
3/26/2018	8.7	
10/3/2018	6.1	
3/27/2019	7.1	
9/12/2019	6.1	
3/19/2020	9.7	
9/10/2020	5.9	
4/2/2021	9	
8/12/2021	6	
2/15/2022	9.6	
8/26/2022	7.8	
2/28/2023		11
8/3/2023		9.6
3/4/2024		11

Prediction Limit

Constituent: Calcium (mg/L) Analysis Run 3/28/2024 12:20 PM View: Appendix III - Intrawell

Plant Scherer Client: Southern Company Data: Scherer PAC-CCR

	GWA-45	GWA-45
4/7/2016	38.4	
6/14/2016	32.9	
8/9/2016	29	
10/10/2016	33	
12/2/2016	33	
2/9/2017	42	
4/7/2017	35	
6/22/2017	38	
10/10/2017	40	
3/22/2018	39 (D)	
10/3/2018	41	
3/27/2019	39	
9/12/2019	36	
3/19/2020	45	
9/11/2020	30	
4/2/2021	29	
8/12/2021	26	
2/14/2022	26	
8/31/2022	23	
2/28/2023		23
8/3/2023		23
3/4/2024		25

Prediction Limit

Constituent: Calcium (mg/L) Analysis Run 3/28/2024 12:20 PM View: Appendix III - Intrawell

Plant Scherer Client: Southern Company Data: Scherer PAC-CCR

	GWA-46	GWA-46
4/7/2016	6.57	
6/14/2016	5.5	
8/9/2016	4.6	
10/10/2016	5.3	
12/2/2016	5.1	
2/10/2017	5.8	
4/7/2017	5.2	
6/23/2017	5.7	
10/10/2017	5.8	
3/23/2018	6.6	
10/4/2018	5.4	
3/27/2019	6.1	
9/12/2019	5.7	
3/19/2020	6.7	
9/11/2020	5.5	
4/5/2021	7	
8/12/2021	6.1	
2/14/2022	5.9	
8/31/2022	5.7	
2/28/2023		6.6
8/3/2023		6.4
3/4/2024		6.8

Prediction Limit

Constituent: Calcium (mg/L) Analysis Run 3/28/2024 12:20 PM View: Appendix III - Intrawell

Plant Scherer Client: Southern Company Data: Scherer PAC-CCR

	GWA-47	GWA-47
4/8/2016	10.7	
6/14/2016	11.3	
8/9/2016	9.6	
10/11/2016	11	
12/5/2016	10	
2/10/2017	11	
4/7/2017	10	
6/22/2017	11	
10/10/2017	11	
3/22/2018	11	
10/5/2018	11	
3/27/2019	11	
9/12/2019	12	
3/20/2020	12	
9/11/2020	11	
4/5/2021	13	
8/13/2021	11	
2/14/2022	11	
8/31/2022	12	
2/28/2023		13
8/3/2023		13
3/4/2024		15

Prediction Limit

Constituent: Calcium (mg/L) Analysis Run 3/28/2024 12:20 PM View: Appendix III - Intrawell

Plant Scherer Client: Southern Company Data: Scherer PAC-CCR

	GWA-48	GWA-48
4/7/2016	12.6	
6/17/2016	12.4	
8/10/2016	11	
10/14/2016	13	
12/19/2016	11	
2/13/2017	13	
4/7/2017	12	
6/22/2017	13	
10/10/2017	13	
3/23/2018	13	
10/3/2018	12	
3/27/2019	13	
9/12/2019	13	
3/19/2020	14	
9/11/2020	12	
4/5/2021	13	
8/12/2021	12	
2/14/2022	11	
8/31/2022	12	
2/28/2023		13
8/3/2023		12
3/4/2024		13

Prediction Limit

Constituent: Calcium (mg/L) Analysis Run 3/28/2024 12:20 PM View: Appendix III - Intrawell

Plant Scherer Client: Southern Company Data: Scherer PAC-CCR

	GWA-49	GWA-49
4/7/2016	15.3	
6/14/2016	14.2	
8/9/2016	13	
10/11/2016	14	
12/2/2016	13	
2/9/2017	14	
4/7/2017	14	
6/22/2017	14	
10/10/2017	15	
3/22/2018	14	
10/3/2018	14	
3/27/2019	15	
9/12/2019	14	
3/19/2020	15	
9/10/2020	14	
4/6/2021	16	
8/12/2021	14	
2/14/2022	13	
8/30/2022	14	
3/1/2023		15
8/3/2023		15
3/4/2024		14

Prediction Limit

Constituent: Calcium (mg/L) Analysis Run 3/28/2024 12:20 PM View: Appendix III - Intrawell

Plant Scherer Client: Southern Company Data: Scherer PAC-CCR

	GWC-29	GWC-29
4/11/2016	9.7	
6/15/2016	9.5	
8/10/2016	8.5	
10/11/2016	9.3	
12/5/2016	9	
2/13/2017	9.2	
4/10/2017	9.2	
6/23/2017	9.8	
10/10/2017	10	
3/26/2018	11	
10/4/2018	10	
3/28/2019	11	
9/12/2019	12	
3/19/2020	16	
9/10/2020	15	
4/6/2021	17	
8/13/2021	15	
2/14/2022	16	
8/31/2022	17	
3/1/2023		19
8/3/2023		18
3/4/2024		18

Prediction Limit

Constituent: Calcium (mg/L) Analysis Run 3/28/2024 12:20 PM View: Appendix III - Intrawell

Plant Scherer Client: Southern Company Data: Scherer PAC-CCR

	GWC-50	GWC-50
4/11/2016	7.04	
6/15/2016	7.4	
8/10/2016	6.7	
10/11/2016	6.9	
12/2/2016	6.5	
2/13/2017	7.9	
4/7/2017	6.5	
6/22/2017	6.8	
10/10/2017	7.3	
3/23/2018	7.5	
10/4/2018	6.7	
3/28/2019	7.2	
9/12/2019	7.5	
3/19/2020	7.9	
9/10/2020	7.5	
4/6/2021	7.7	
8/13/2021	7.2	
2/14/2022	6.5	
8/31/2022	7.1	
3/1/2023		20
8/3/2023		8
3/4/2024		7.9

Prediction Limit

Constituent: Calcium (mg/L) Analysis Run 3/28/2024 12:20 PM View: Appendix III - Intrawell

Plant Scherer Client: Southern Company Data: Scherer PAC-CCR

	GWC-51	GWC-51
4/11/2016	6.9	
6/16/2016	7.6	
8/10/2016	5.7	
10/13/2016	6.7	
12/5/2016	6.4	
2/13/2017	6.2	
4/10/2017	6.2	
6/23/2017	6.6	
10/11/2017	6.9	
3/26/2018	7	
10/4/2018	6.4	
3/27/2019	7	
9/12/2019	7.1	
3/19/2020	7.1	
9/11/2020	7	
4/5/2021	8	
8/13/2021	7	
2/15/2022	6.4	
8/31/2022	7.2	
2/28/2023		7.6
8/3/2023		8.2
3/4/2024		8.1

Prediction Limit

Constituent: Calcium (mg/L) Analysis Run 3/28/2024 12:20 PM View: Appendix III - Intrawell

Plant Scherer Client: Southern Company Data: Scherer PAC-CCR

	GWC-52	GWC-52
4/11/2016	12.8	
6/16/2016	14.3	
8/11/2016	11	
10/13/2016	13	
12/5/2016	12	
2/13/2017	13	
4/11/2017	13	
6/24/2017	13	
10/11/2017	15	
3/26/2018	15	
10/4/2018	14	
3/28/2019	15	
9/12/2019	17	
3/19/2020	19	
9/11/2020	18	
4/5/2021	21	
8/17/2021	22	
2/14/2022	18	
8/31/2022	21	
3/1/2023		25
8/3/2023		24
3/4/2024		28

Prediction Limit

Constituent: Calcium (mg/L) Analysis Run 3/28/2024 12:20 PM View: Appendix III - Intrawell

Plant Scherer Client: Southern Company Data: Scherer PAC-CCR

	GWC-53	GWC-53
4/8/2016	17.5	
6/16/2016	18.4	
8/11/2016	13	
10/13/2016	15	
12/6/2016	15	
2/13/2017	16	
4/11/2017	17	
6/24/2017	17	
10/11/2017	19	
3/26/2018	19	
10/4/2018	17	
3/28/2019	18	
9/12/2019	18	
3/19/2020	19	
9/11/2020	19	
4/6/2021	19	
8/13/2021	17	
2/14/2022	16	
8/31/2022	17	
2/28/2023		18
8/3/2023		18
3/4/2024		19

Prediction Limit

Constituent: Chloride (mg/L) Analysis Run 3/28/2024 12:20 PM View: Appendix III - Intrawell

Plant Scherer Client: Southern Company Data: Scherer PAC-CCR

	GWA-21	GWA-21
4/6/2016	3.034	
6/14/2016	3.1	
8/10/2016	2.7	
10/11/2016	2.7	
12/2/2016	2.5	
2/10/2017	3.4	
4/10/2017	3.6	
6/23/2017	3.2	
10/9/2017	3.5	
3/26/2018	3.8	
10/3/2018	4	
3/27/2019	2.9	
9/12/2019	3.4	
3/19/2020	3.9	
9/10/2020	3.7	
4/2/2021	3.7	
8/12/2021	4.1	
2/14/2022	4	
8/26/2022	3.6	
2/28/2023		3.6
8/2/2023		3.4
2/29/2024		3.7

Prediction Limit

Constituent: Chloride (mg/L) Analysis Run 3/28/2024 12:20 PM View: Appendix III - Intrawell

Plant Scherer Client: Southern Company Data: Scherer PAC-CCR

	GWA-22	GWA-22
4/8/2016	2.1	
6/14/2016	4.2	
8/9/2016	5	
10/11/2016	3.8	
12/5/2016	3.6	
2/10/2017	2.2	
4/7/2017	2.2	
6/26/2017	3.4	
10/9/2017	3.4	
3/26/2018	1.9 (D)	
10/3/2018	2.9	
3/27/2019	2	
9/12/2019	2.5	
3/19/2020	2.2	
9/10/2020	2.5	
4/2/2021	1.8	
8/12/2021	2.7	
2/15/2022	1.8	
8/26/2022	2	
2/28/2023		1.8
8/3/2023		1.8
3/4/2024		1.8

Prediction Limit

Constituent: Chloride (mg/L) Analysis Run 3/28/2024 12:20 PM View: Appendix III - Intrawell

Plant Scherer Client: Southern Company Data: Scherer PAC-CCR

	GWA-45	GWA-45
4/7/2016	8.05	
6/14/2016	9.3	
8/9/2016	10	
10/10/2016	10	
12/2/2016	10	
2/9/2017	9.4	
4/7/2017	9.9	
6/22/2017	9.7	
10/10/2017	9.8	
3/22/2018	9.7 (D)	
10/3/2018	10	
3/27/2019	9.6	
9/12/2019	10	
3/19/2020	9.9	
9/11/2020	12	
4/2/2021	13	
8/12/2021	13	
2/14/2022	10	
8/31/2022	13	
2/28/2023		13
8/3/2023		13
3/4/2024		14

Prediction Limit

Constituent: Chloride (mg/L) Analysis Run 3/28/2024 12:20 PM View: Appendix III - Intrawell

Plant Scherer Client: Southern Company Data: Scherer PAC-CCR

	GWA-46	GWA-46
4/7/2016	2.914	
6/14/2016	3.1	
8/9/2016	3.2	
10/10/2016	3	
12/2/2016	3	
2/10/2017	2.7	
4/7/2017	2.9	
6/23/2017	3.3	
10/10/2017	3.5	
3/23/2018	3.6	
10/4/2018	3.9	
3/27/2019	3.7	
9/12/2019	4.3	
3/19/2020	4.5	
9/11/2020	4.7	
4/5/2021	5.3	
8/12/2021	5.5	
2/14/2022	5	
8/31/2022	5.1	
2/28/2023		5.2
8/3/2023		5.2
3/4/2024		5.4

Prediction Limit

Constituent: Chloride (mg/L) Analysis Run 3/28/2024 12:20 PM View: Appendix III - Intrawell

Plant Scherer Client: Southern Company Data: Scherer PAC-CCR

	GWA-47	GWA-47
4/8/2016	1.57	
6/14/2016	1.7	
8/9/2016	1.5	
10/11/2016	1.6	
12/5/2016	1.5	
2/10/2017	1.5	
4/7/2017	1.4	
6/22/2017	1.4	
10/10/2017	1.4	
3/22/2018	1.3	
10/5/2018	1.4	
3/27/2019	1.2	
9/12/2019	1.4	
3/20/2020	1.7	
9/11/2020	1.6	
4/5/2021	1.8	
8/13/2021	1.8	
2/14/2022	1.5	
8/31/2022	1.5	
2/28/2023		1.7
8/3/2023		1.6
3/4/2024		1.8

Prediction Limit

Constituent: Chloride (mg/L) Analysis Run 3/28/2024 12:20 PM View: Appendix III - Intrawell

Plant Scherer Client: Southern Company Data: Scherer PAC-CCR

	GWA-48	GWA-48
4/7/2016	1.842	
6/17/2016	1.9	
8/10/2016	1.8	
10/14/2016	1.7	
12/19/2016	2.7 (O)	
2/13/2017	1.8	
4/7/2017	1.7	
6/22/2017	1.7	
10/10/2017	1.6	
3/23/2018	1.6	
10/3/2018	1.6	
3/27/2019	1.5	
9/12/2019	1.7	
3/19/2020	1.9	
9/11/2020	1.8	
4/5/2021	2	
8/12/2021	1.8	
2/14/2022	1.8	
8/31/2022	1.6	
2/28/2023		1.8
8/3/2023		1.7
3/4/2024		1.8

Prediction Limit

Constituent: Chloride (mg/L) Analysis Run 3/28/2024 12:20 PM View: Appendix III - Intrawell

Plant Scherer Client: Southern Company Data: Scherer PAC-CCR

	GWA-49	GWA-49
4/7/2016	2.285	
6/14/2016	2.3	
8/9/2016	2.3	
10/11/2016	2.1	
12/2/2016	2	
2/9/2017	2.1	
4/7/2017	2	
6/22/2017	2	
10/10/2017	2	
3/22/2018	1.9	
10/3/2018	2	
3/27/2019	1.9	
9/12/2019	1.9	
3/19/2020	2.2	
9/10/2020	2.1	
4/6/2021	2.1	
8/12/2021	2.2	
2/14/2022	2	
8/30/2022	2.2	
3/1/2023		2.1
8/3/2023		1.9
3/4/2024		2

Prediction Limit

Constituent: Chloride (mg/L) Analysis Run 3/28/2024 12:20 PM View: Appendix III - Intrawell

Plant Scherer Client: Southern Company Data: Scherer PAC-CCR

	GWC-29	GWC-29
4/11/2016	1.57 (O)	
6/15/2016	3.9	
8/10/2016	4	
10/11/2016	3.7	
12/5/2016	3.6	
2/13/2017	3.4	
4/10/2017	3.5	
6/23/2017	3.4	
10/10/2017	3.3	
3/26/2018	3.1	
10/4/2018	3.1	
3/28/2019	2.8	
9/12/2019	3	
3/19/2020	3.4	
9/10/2020	3.3	
4/6/2021	3.3	
8/13/2021	3.7	
2/14/2022	3.8	
8/31/2022	3.5	
3/1/2023		3.9
8/3/2023		3.3
3/4/2024		3.4

Prediction Limit

Constituent: Chloride (mg/L) Analysis Run 3/28/2024 12:20 PM View: Appendix III - Intrawell

Plant Scherer Client: Southern Company Data: Scherer PAC-CCR

	GWC-50	GWC-50
4/11/2016	2.09	
6/15/2016	2.1	
8/10/2016	2	
10/11/2016	1.9	
12/2/2016	1.9	
2/13/2017	1.9	
4/7/2017	2	
6/22/2017	1.9	
10/10/2017	1.9	
3/23/2018	1.9	
10/4/2018	1.9	
3/28/2019	1.8	
9/12/2019	1.8	
3/19/2020	2.1	
9/10/2020	2.1	
4/6/2021	1.9	
8/13/2021	2.1	
2/14/2022	1.9	
8/31/2022	1.6	
3/1/2023		14
5/2/2023		1.7 (R)
8/3/2023		1.6
3/4/2024		1.9

Prediction Limit

Constituent: Chloride (mg/L) Analysis Run 3/28/2024 12:20 PM View: Appendix III - Intrawell

Plant Scherer Client: Southern Company Data: Scherer PAC-CCR

	GWC-51	GWC-51
4/11/2016	2.09 (O)	
6/16/2016	6.3	
8/10/2016	6.9	
10/13/2016	6.5	
12/5/2016	6.6	
2/13/2017	6.7	
4/10/2017	6.7	
6/23/2017	6.6	
10/11/2017	6.5	
3/26/2018	6.6	
10/4/2018	6.9	
3/27/2019	7	
9/12/2019	6.8	
3/19/2020	7.3	
9/11/2020	7.7	
4/5/2021	7.8	
8/13/2021	8	
2/15/2022	7.6	
8/31/2022	7.7	
2/28/2023		7.9
8/3/2023		7.8
3/4/2024		8.4

Prediction Limit

Constituent: Chloride (mg/L) Analysis Run 3/28/2024 12:20 PM View: Appendix III - Intrawell

Plant Scherer Client: Southern Company Data: Scherer PAC-CCR

	GWC-52	GWC-52
4/11/2016	<0.25 (O)	
6/16/2016	7.4	
8/11/2016	8.3	
10/13/2016	7.8	
12/5/2016	8.1	
2/13/2017	8	
4/11/2017	7.6	
6/24/2017	8.3	
10/11/2017	7.9	
3/26/2018	7.8	
10/4/2018	8.1	
3/28/2019	7.5	
9/12/2019	7.7	
3/19/2020	8.2	
9/11/2020	7.9	
4/5/2021	8.2	
8/17/2021	8.3	
2/14/2022	7.6	
8/31/2022	7.6	
3/1/2023		8
8/3/2023		7.6
3/4/2024		8.1

Prediction Limit

Constituent: Chloride (mg/L) Analysis Run 3/28/2024 12:20 PM View: Appendix III - Intrawell

Plant Scherer Client: Southern Company Data: Scherer PAC-CCR

	GWC-53	GWC-53
4/8/2016	10.065	
6/16/2016	9.4	
8/11/2016	10	
10/13/2016	9.9	
12/6/2016	10	
2/13/2017	10	
4/11/2017	10	
6/24/2017	10	
10/11/2017	10	
3/26/2018	11	
10/4/2018	12	
3/28/2019	12	
9/12/2019	11	
3/19/2020	13	
9/11/2020	12	
4/6/2021	13	
8/13/2021	13	
2/14/2022	12	
8/31/2022	13	
2/28/2023		13
8/3/2023		14
10/4/2023		15 (R)
3/4/2024		15

Prediction Limit

Constituent: Fluoride (mg/L) Analysis Run 3/28/2024 12:20 PM View: Appendix III - Intrawell

Plant Scherer Client: Southern Company Data: Scherer PAC-CCR

	GWA-21	GWA-21
4/6/2016	0.035 (J)	
6/14/2016	<0.1	
8/10/2016	<0.1	
10/11/2016	<0.1	
12/2/2016	<0.1	
2/10/2017	<0.1	
4/10/2017	<0.1	
6/23/2017	<0.1	
10/9/2017	<0.1	
3/26/2018	<0.1	
10/3/2018	<0.1	
3/27/2019	0.035 (J)	
9/12/2019	0.04 (J)	
3/19/2020	0.059 (J)	
9/10/2020	0.044 (J)	
4/2/2021	0.028 (J)	
8/12/2021	0.04 (J)	
2/14/2022	0.058 (J)	
8/26/2022	0.092 (J)	
2/28/2023		0.076 (J)
8/2/2023		0.044 (J)
2/29/2024		<0.1

ND substitution: RL or RL/2 if <15% NDs.

Prediction Limit

Constituent: Fluoride (mg/L) Analysis Run 3/28/2024 12:20 PM View: Appendix III - Intrawell

Plant Scherer Client: Southern Company Data: Scherer PAC-CCR

	GWA-22	GWA-22
4/8/2016	<0.1	
6/14/2016	<0.1	
8/9/2016	<0.1	
10/11/2016	<0.1	
12/5/2016	<0.1	
2/10/2017	<0.1	
4/7/2017	<0.1	
6/26/2017	<0.1	
10/9/2017	<0.1	
3/26/2018	<0.1 (D)	
10/3/2018	<0.1	
3/27/2019	0.036 (J)	
9/12/2019	0.043 (J)	
3/19/2020	0.054 (J)	
9/10/2020	0.034 (J)	
4/2/2021	0.032 (J)	
8/12/2021	0.028 (J)	
2/15/2022	0.088 (J)	
8/26/2022	0.028 (J)	
2/28/2023		0.071 (J)
8/3/2023		0.042 (J)
3/4/2024		<0.1

ND substitution: RL or RL/2 if <15% NDs.

Prediction Limit

Constituent: Fluoride (mg/L) Analysis Run 3/28/2024 12:20 PM View: Appendix III - Intrawell

Plant Scherer Client: Southern Company Data: Scherer PAC-CCR

	GWA-45	GWA-45
4/7/2016	0.035 (J)	
6/14/2016	<0.1	
8/9/2016	<0.1	
10/10/2016	<0.1	
12/2/2016	<0.1	
2/9/2017	<0.1	
4/7/2017	<0.1	
6/22/2017	<0.1	
10/10/2017	<0.1	
3/22/2018	<0.1 (D)	
10/3/2018	<0.1	
3/27/2019	<0.1	
9/12/2019	0.026 (J)	
3/19/2020	0.041 (J)	
9/11/2020	<0.1	
4/2/2021	<0.1	
8/12/2021	<0.1	
2/14/2022	0.052 (J)	
8/31/2022	0.033 (J)	
2/28/2023		0.069 (J)
8/3/2023		<0.1
3/4/2024		<0.1

ND substitution: RL or RL/2 if <15% NDs.

Prediction Limit

Constituent: Fluoride (mg/L) Analysis Run 3/28/2024 12:20 PM View: Appendix III - Intrawell

Plant Scherer Client: Southern Company Data: Scherer PAC-CCR

	GWA-46	GWA-46
4/7/2016	0.024 (J)	
6/14/2016	<0.1	
8/9/2016	<0.1	
10/10/2016	<0.1	
12/2/2016	<0.1	
2/10/2017	<0.1	
4/7/2017	<0.1	
6/23/2017	<0.1	
10/10/2017	<0.1	
3/23/2018	<0.1	
10/4/2018	<0.1	
3/27/2019	0.033 (J)	
9/12/2019	<0.1	
3/19/2020	<0.1	
9/11/2020	<0.1	
4/5/2021	0.039 (J)	
8/12/2021	0.11	
2/14/2022	0.05 (J)	
8/31/2022	0.033 (J)	
2/28/2023		0.05 (J)
8/3/2023		<0.1
3/4/2024		<0.1

ND substitution: RL or RL/2 if <15% NDs.

Prediction Limit

Constituent: Fluoride (mg/L) Analysis Run 3/28/2024 12:20 PM View: Appendix III - Intrawell

Plant Scherer Client: Southern Company Data: Scherer PAC-CCR

	GWA-47	GWA-47
4/8/2016	<0.1	
6/14/2016	<0.1	
8/9/2016	<0.1	
10/11/2016	<0.1	
12/5/2016	<0.1	
2/10/2017	<0.1	
4/7/2017	<0.1	
6/22/2017	<0.1	
10/10/2017	<0.1	
3/22/2018	<0.1	
10/5/2018	<0.1	
3/27/2019	0.041 (J)	
9/12/2019	0.041 (J)	
3/20/2020	<0.1	
9/11/2020	0.034 (J)	
4/5/2021	0.038 (J)	
8/13/2021	0.09 (J)	
2/14/2022	0.068 (J)	
8/31/2022	0.056 (J)	
2/28/2023		0.059 (J)
8/3/2023		0.047 (J)
3/4/2024		<0.1

ND substitution: RL or RL/2 if <15% NDs.

Prediction Limit

Constituent: Fluoride (mg/L) Analysis Run 3/28/2024 12:20 PM View: Appendix III - Intrawell

Plant Scherer Client: Southern Company Data: Scherer PAC-CCR

	GWA-48	GWA-48
4/7/2016	0.044 (J)	
6/17/2016	<0.1	
8/10/2016	<0.1	
10/14/2016	<0.1	
12/19/2016	0.1 (J)	
2/13/2017	<0.1	
4/7/2017	<0.1	
6/22/2017	<0.1	
10/10/2017	<0.1	
3/23/2018	<0.1	
10/3/2018	<0.1	
3/27/2019	0.04 (J)	
9/12/2019	0.044 (J)	
3/19/2020	0.049 (J)	
9/11/2020	0.035 (J)	
4/5/2021	0.031 (J)	
8/12/2021	0.052 (J)	
2/14/2022	0.056 (J)	
8/31/2022	0.053 (J)	
2/28/2023		0.079 (J)
8/3/2023		0.045 (J)
3/4/2024		<0.1

ND substitution: RL or RL/2 if <15% NDs.

Prediction Limit

Constituent: Fluoride (mg/L) Analysis Run 3/28/2024 12:20 PM View: Appendix III - Intrawell

Plant Scherer Client: Southern Company Data: Scherer PAC-CCR

	GWA-49	GWA-49
4/7/2016	0.041 (J)	
6/14/2016	<0.1	
8/9/2016	<0.1	
10/11/2016	<0.1	
12/2/2016	<0.1	
2/9/2017	<0.1	
4/7/2017	<0.1	
6/22/2017	<0.1	
10/10/2017	<0.1	
3/22/2018	<0.1	
10/3/2018	<0.1	
3/27/2019	0.037 (J)	
9/12/2019	0.042 (J)	
3/19/2020	0.044 (J)	
9/10/2020	0.036 (J)	
4/6/2021	0.03 (J)	
8/12/2021	0.058 (J)	
2/14/2022	0.07 (J)	
8/30/2022	0.044 (J)	
3/1/2023		0.036 (J)
8/3/2023		0.044 (J)
3/4/2024		<0.1

ND substitution: RL or RL/2 if <15% NDs.

Prediction Limit

Constituent: Fluoride (mg/L) Analysis Run 3/28/2024 12:20 PM View: Appendix III - Intrawell

Plant Scherer Client: Southern Company Data: Scherer PAC-CCR

	GWC-29	GWC-29
4/11/2016	0.033 (J)	
6/15/2016	<0.1	
8/10/2016	<0.1	
10/11/2016	<0.1	
12/5/2016	<0.1	
2/13/2017	<0.1	
4/10/2017	<0.1	
6/23/2017	<0.1	
10/10/2017	<0.1	
3/26/2018	<0.1	
10/4/2018	<0.1	
3/28/2019	0.033 (J)	
9/12/2019	0.042 (J)	
3/19/2020	0.042 (J)	
9/10/2020	0.04 (J)	
4/6/2021	0.031 (J)	
8/13/2021	0.065 (J)	
2/14/2022	0.074 (J)	
8/31/2022	0.082 (J)	
3/1/2023		0.042 (J)
8/3/2023		0.06 (J)
3/4/2024		<0.1

ND substitution: RL or RL/2 if <15% NDs.

Prediction Limit

Constituent: Fluoride (mg/L) Analysis Run 3/28/2024 12:20 PM View: Appendix III - Intrawell

Plant Scherer Client: Southern Company Data: Scherer PAC-CCR

	GWC-50	GWC-50
4/11/2016	0.027 (J)	
6/15/2016	<0.1	
8/10/2016	<0.1	
10/11/2016	<0.1	
12/2/2016	<0.1	
2/13/2017	<0.1	
4/7/2017	<0.1	
6/22/2017	<0.1	
10/10/2017	<0.1	
3/23/2018	<0.1	
10/4/2018	<0.1	
3/28/2019	0.042 (J)	
9/12/2019	0.028 (J)	
3/19/2020	0.039 (J)	
9/10/2020	<0.1	
4/6/2021	<0.1	
8/13/2021	0.048 (J)	
2/14/2022	0.057 (J)	
8/31/2022	0.065 (J)	
3/1/2023		0.029 (J)
8/3/2023		<0.1
3/4/2024		<0.1

ND substitution: RL or RL/2 if <15% NDs.

Prediction Limit

Constituent: Fluoride (mg/L) Analysis Run 3/28/2024 12:20 PM View: Appendix III - Intrawell

Plant Scherer Client: Southern Company Data: Scherer PAC-CCR

	GWC-51	GWC-51
4/11/2016	0.027 (J)	
6/16/2016	<0.1	
8/10/2016	<0.1	
10/13/2016	<0.1	
12/5/2016	<0.1	
2/13/2017	<0.1	
4/10/2017	<0.1	
6/23/2017	<0.1	
10/11/2017	<0.1	
3/26/2018	<0.1	
10/4/2018	<0.1	
3/27/2019	<0.1	
9/12/2019	0.028 (J)	
3/19/2020	0.037 (J)	
9/11/2020	0.049 (J)	
4/5/2021	<0.1	
8/13/2021	0.043 (J)	
2/15/2022	0.06 (J)	
8/31/2022	0.066 (J)	
2/28/2023		0.074 (J)
8/3/2023		<0.1
3/4/2024		<0.1

ND substitution: RL or RL/2 if <15% NDs.

Prediction Limit

Constituent: Fluoride (mg/L) Analysis Run 3/28/2024 12:20 PM View: Appendix III - Intrawell

Plant Scherer Client: Southern Company Data: Scherer PAC-CCR

	GWC-52	GWC-52
4/11/2016	<0.1	
6/16/2016	<0.1	
8/11/2016	<0.1	
10/13/2016	<0.1	
12/5/2016	<0.1	
2/13/2017	<0.1	
4/11/2017	<0.1	
6/24/2017	<0.1	
10/11/2017	<0.1	
3/26/2018	<0.1	
10/4/2018	<0.1	
3/28/2019	0.039 (J)	
9/12/2019	0.042 (J)	
3/19/2020	0.053 (J)	
9/11/2020	0.041 (J)	
4/5/2021	0.05 (J)	
8/17/2021	0.094 (J)	
2/14/2022	0.055 (J)	
8/31/2022	0.053 (J)	
3/1/2023		0.066 (J)
8/3/2023		0.046 (J)
3/4/2024		<0.1

ND substitution: RL or RL/2 if <15% NDs.

Prediction Limit

Constituent: Fluoride (mg/L) Analysis Run 3/28/2024 12:20 PM View: Appendix III - Intrawell

Plant Scherer Client: Southern Company Data: Scherer PAC-CCR

	GWC-53	GWC-53
4/8/2016	<0.1	
6/16/2016	<0.1	
8/11/2016	<0.1	
10/13/2016	<0.1	
12/6/2016	<0.1	
2/13/2017	<0.1	
4/11/2017	<0.1	
6/24/2017	<0.1	
10/11/2017	<0.1	
3/26/2018	<0.1	
10/4/2018	<0.1	
3/28/2019	<0.1	
9/12/2019	<0.1	
3/19/2020	<0.1	
9/11/2020	<0.1	
4/6/2021	<0.1	
8/13/2021	0.034 (J)	
2/14/2022	0.041 (J)	
8/31/2022	0.055 (J)	
2/28/2023		0.031 (J)
8/3/2023		<0.1
3/4/2024		<0.1

ND substitution: RL or RL/2 if <15% NDs.

Prediction Limit

Constituent: pH (S.U.) Analysis Run 3/28/2024 12:20 PM View: Appendix III - Intrawell

Plant Scherer Client: Southern Company Data: Scherer PAC-CCR

	GWA-21	GWA-21
11/8/2014	5.89	
11/13/2015	5.65	
4/6/2016	5.9 (D)	
6/14/2016	5.75	
8/10/2016	5.75	
10/11/2016	5.8	
12/2/2016	5.78	
2/10/2017	5.83	
4/10/2017	5.74	
6/26/2017	5.83	
10/9/2017	5.61	
3/26/2018	5.76	
10/3/2018	5.78	
3/27/2019	5.97	
9/12/2019	5.83	
3/19/2020	5.81	
9/10/2020	5.83	
4/2/2021	6.06	
8/12/2021	5.88	
2/14/2022	5.99	
8/26/2022	5.73 (D)	
2/28/2023		5.81
8/2/2023		5.86
2/29/2024		5.8

Prediction Limit

Constituent: pH (S.U.) Analysis Run 3/28/2024 12:20 PM View: Appendix III - Intrawell

Plant Scherer Client: Southern Company Data: Scherer PAC-CCR

	GWA-22	GWA-22
11/8/2014	5.92	
5/21/2015	5.97	
11/13/2015	5.8	
4/8/2016	6.12	
6/14/2016	5.84	
8/9/2016	5.75	
10/11/2016	5.84	
12/5/2016	5.7	
2/10/2017	6.17	
4/7/2017	5.99	
6/26/2017	5.87	
10/9/2017	5.52	
3/26/2018	6.06	
10/3/2018	5.83	
3/27/2019	6.04	
9/12/2019	5.87	
3/19/2020	6.14	
9/10/2020	5.78	
4/2/2021	6.03	
8/12/2021	5.91	
2/15/2022	6.4	
8/26/2022	5.86 (D)	
2/28/2023		6.21
8/3/2023		6.03
3/4/2024		6.41

Prediction Limit

Constituent: pH (S.U.) Analysis Run 3/28/2024 12:20 PM View: Appendix III - Intrawell

Plant Scherer Client: Southern Company Data: Scherer PAC-CCR

	GWA-45	GWA-45
11/7/2014	6.26	
11/13/2015	6.02	
4/7/2016	6.48	
6/14/2016	6.05	
8/9/2016	6.05	
10/10/2016	6.02	
12/2/2016	5.95	
2/9/2017	6.24	
4/7/2017	5.95	
6/22/2017	6.02	
10/10/2017	6	
3/22/2018	6.2	
10/3/2018	6.03	
3/27/2019	6.31	
9/13/2019	5.96	
3/19/2020	6.46	
9/11/2020	5.98	
4/2/2021	5.92	
8/12/2021	5.92	
2/14/2022	6.31	
8/31/2022	6.03	
10/25/2022	5.99	
11/16/2022	6.02	
2/28/2023		5.88
8/3/2023		5.93
3/4/2024		6.54

Prediction Limit

Constituent: pH (S.U.) Analysis Run 3/28/2024 12:20 PM View: Appendix III - Intrawell

Plant Scherer Client: Southern Company Data: Scherer PAC-CCR

	GWA-46	GWA-46
11/7/2014	5.92	
11/13/2015	5.78	
4/7/2016	6.83	
6/14/2016	5.82	
8/1/2016	5.78	
10/10/2016	5.78	
12/2/2016	5.71	
2/10/2017	5.79	
4/7/2017	5.93	
6/23/2017	5.77	
10/10/2017	5.81	
3/23/2018	5.89	
10/4/2018	5.86	
3/27/2019	5.95	
9/12/2019	5.83	
3/19/2020	5.93	
9/11/2020	6.02	
4/5/2021	5.92	
6/1/2021	5.8	
8/12/2021	5.71	
2/14/2022	5.85	
8/31/2022	5.8	
10/25/2022	5.88	
11/16/2022	5.88	
2/28/2023		5.91
8/3/2023		5.841351
3/4/2024		5.94

Prediction Limit

Constituent: pH (S.U.) Analysis Run 3/28/2024 12:20 PM View: Appendix III - Intrawell

Plant Scherer Client: Southern Company Data: Scherer PAC-CCR

	GWA-47	GWA-47
11/7/2014	6.54	
11/12/2015	6.43	
4/7/2016	6.45 (D)	
4/8/2016	6.45	
6/14/2016	6.4	
8/9/2016	6.43	
10/11/2016	6.34	
12/5/2016	6.46	
2/10/2017	6.33	
4/7/2017	6.38	
6/22/2017	6.45	
10/10/2017	6.44	
3/22/2018	6.46	
10/5/2018	6.47	
3/27/2019	6.52	
9/12/2019	6.49	
3/19/2020	6.39	
3/20/2020	6.39	
9/11/2020	6.59	
4/5/2021	6.59	
6/1/2021	6.46	
8/13/2021	6.33	
2/14/2022	6.6	
8/31/2022	6.53	
10/25/2022	6.48	
11/16/2022	6.51	
2/28/2023		6.52
8/3/2023		6.42
3/4/2024		6.49

Prediction Limit

Constituent: pH (S.U.) Analysis Run 3/28/2024 12:20 PM View: Appendix III - Intrawell

Plant Scherer Client: Southern Company Data: Scherer PAC-CCR

	GWA-48	GWA-48
11/7/2014	6.91	
11/12/2015	6.81	
4/7/2016	6.74	
6/17/2016	6.78	
8/10/2016	6.73	
10/14/2016	6.7	
12/5/2016	6.71	
2/13/2017	6.56	
4/7/2017	6.62	
6/22/2017	6.76	
10/10/2017	6.7	
3/23/2018	6.92	
10/3/2018	6.81	
3/27/2019	6.86	
9/12/2019	6.78	
3/19/2020	6.73	
9/11/2020	6.76	
4/5/2021	6.78	
6/1/2021	6.78	
8/12/2021	6.86	
2/14/2022	6.93	
8/31/2022	6.91	
10/25/2022	6.81	
11/16/2022	6.83	
2/28/2023		6.87
8/3/2023		6.84
3/4/2024		6.86

Prediction Limit

Constituent: pH (S.U.) Analysis Run 3/28/2024 12:20 PM View: Appendix III - Intrawell

Plant Scherer Client: Southern Company Data: Scherer PAC-CCR

	GWA-49	GWA-49
11/7/2014	6.99	
11/12/2015	7	
4/7/2016	6.85	
6/14/2016	6.83	
8/9/2016	6.77	
10/11/2016	6.83	
12/2/2016	6.79	
2/9/2017	6.65	
4/7/2017	6.75	
6/22/2017	6.85	
10/10/2017	6.84	
3/22/2018	7	
10/3/2018	6.93	
3/27/2019	6.91	
9/12/2019	6.82	
3/19/2020	6.87	
9/10/2020	6.91	
4/6/2021	6.87	
8/12/2021	6.86	
2/14/2022	7.1	
8/30/2022	7.08	
10/25/2022	6.96	
11/16/2022	6.91	
3/1/2023		6.98
8/3/2023		6.88
3/4/2024		6.96

Prediction Limit

Constituent: pH (S.U.) Analysis Run 3/28/2024 12:20 PM View: Appendix III - Intrawell

Plant Scherer Client: Southern Company Data: Scherer PAC-CCR

	GWC-29	GWC-29
5/22/2015	5.8	
11/13/2015	5.87	
4/11/2016	5.84	
6/15/2016	5.82	
8/10/2016	5.82	
10/11/2016	5.78	
12/5/2016	5.72	
2/13/2017	5.81	
4/10/2017	5.75	
6/23/2017	5.78	
10/10/2017	5.82	
3/26/2018	5.91	
10/4/2018	5.83	
3/28/2019	5.95	
9/12/2019	5.98	
3/19/2020	5.97	
9/10/2020	6.09	
4/6/2021	6.3	
8/13/2021	6.18	
2/14/2022	6.29	
8/31/2022	6.21	
10/25/2022	6.21	
11/16/2022	6.14	
3/1/2023		6.11
8/3/2023		5.94
3/4/2024		6.52

Prediction Limit

Constituent: pH (S.U.) Analysis Run 3/28/2024 12:20 PM View: Appendix III - Intrawell

Plant Scherer Client: Southern Company Data: Scherer PAC-CCR

	GWC-50	GWC-50
11/8/2014	5.94	
5/22/2015	5.79	
11/13/2015	5.92	
4/11/2016	5.82	
6/15/2016	5.85	
8/10/2016	5.85	
10/11/2016	5.76	
12/2/2016	5.76	
2/13/2017	5.8	
4/7/2017	5.75	
6/22/2017	5.83	
10/10/2017	5.76	
3/23/2018	5.98	
10/4/2018	5.85	
3/28/2019	5.71	
9/13/2019	5.78	
3/19/2020	5.78	
9/10/2020	5.78	
4/6/2021	5.76	
8/13/2021	5.86	
2/14/2022	5.9	
8/31/2022	5.85	
10/25/2022	5.89	
11/16/2022	5.81	
3/1/2023		5.69
5/2/2023		5.82 (R)
8/3/2023		5.89
3/4/2024		5.77

Prediction Limit

Constituent: pH (S.U.) Analysis Run 3/28/2024 12:20 PM View: Appendix III - Intrawell

Plant Scherer Client: Southern Company Data: Scherer PAC-CCR

	GWC-51	GWC-51
11/7/2014	5.95	
5/22/2015	5.84	
5/25/2015	8.36 (o)	
11/13/2015	5.82	
4/11/2016	5.88	
6/16/2016	5.85	
8/10/2016	5.83	
10/13/2016	5.84	
12/5/2016	5.81	
2/13/2017	5.76	
4/10/2017	5.78	
6/23/2017	5.82	
10/11/2017	5.83	
3/26/2018	5.98	
10/4/2018	5.85	
3/27/2019	5.94	
9/12/2019	5.86	
3/19/2020	5.9	
9/11/2020	5.84	
4/5/2021	5.99	
6/2/2021	5.87	
8/13/2021	5.92	
2/15/2022	6.02	
8/31/2022	5.91	
10/25/2022	5.94	
11/16/2022	5.87	
2/28/2023		5.86
8/3/2023		5.86
3/4/2024		5.85

Prediction Limit

Constituent: pH (S.U.) Analysis Run 3/28/2024 12:20 PM View: Appendix III - Intrawell

Plant Scherer Client: Southern Company Data: Scherer PAC-CCR

	GWC-52	GWC-52
11/7/2014	6.75	
5/22/2015	6.65	
5/25/2015	7.63 (o)	
11/13/2015	6.77	
4/11/2016	6.64	
6/16/2016	6.6	
8/11/2016	6.61	
10/13/2016	6.64	
12/5/2016	6.63	
2/13/2017	6.59	
4/11/2017	6.53	
6/26/2017	6.6	
10/11/2017	6.61	
3/26/2018	6.77	
10/4/2018	6.67	
3/28/2019	6.71	
9/12/2019	6.68	
3/19/2020	6.64	
9/11/2020	6.64	
4/5/2021	6.68	
6/2/2021	6.6	
8/17/2021	6.63	
2/14/2022	6.79	
8/31/2022	6.74	
10/25/2022	6.65	
11/16/2022	6.65	
3/1/2023		6.59
8/3/2023		6.63
3/4/2024		7.01

Prediction Limit

Constituent: pH (S.U.) Analysis Run 3/28/2024 12:20 PM View: Appendix III - Intrawell

Plant Scherer Client: Southern Company Data: Scherer PAC-CCR

	GWC-53	GWC-53
11/7/2014	5.67	
5/25/2015	7.725 (oD)	
11/13/2015	5.52	
4/8/2016	5.63	
6/16/2016	5.56	
8/11/2016	5.56	
10/13/2016	5.61	
12/6/2016	5.48	
2/13/2017	5.57	
4/11/2017	5.52	
6/26/2017	5.56	
10/11/2017	5.51	
3/26/2018	5.78	
10/4/2018	5.56	
3/28/2019	5.67	
9/13/2019	5.55	
3/19/2020	5.65	
9/11/2020	5.69	
4/6/2021	5.67	
8/13/2021	5.47	
2/14/2022	5.65	
8/31/2022	5.59	
10/25/2022	5.64	
11/16/2022	5.65	
2/28/2023		5.66
8/3/2023		5.56
3/4/2024		5.9

Prediction Limit

Constituent: Sulfate (mg/L) Analysis Run 3/28/2024 12:20 PM View: Appendix III - Intrawell

Plant Scherer Client: Southern Company Data: Scherer PAC-CCR

	GWA-21	GWA-21
4/6/2016	0.813 (J)	
6/14/2016	<1.1	
8/10/2016	0.9 (J)	
10/11/2016	0.99 (J)	
12/2/2016	0.99 (J)	
2/10/2017	1.4	
4/10/2017	1.6	
6/23/2017	1.8	
10/9/2017	2.5	
3/26/2018	2.3	
10/3/2018	1.9	
3/27/2019	0.81 (J)	
9/12/2019	1.3	
3/19/2020	0.92 (J)	
9/10/2020	1.3	
4/2/2021	0.99 (J)	
8/12/2021	1.8	
2/14/2022	1	
8/26/2022	2.7	
2/28/2023		2.7
8/2/2023		1.4
2/29/2024		2.8

ND substitution: RL or RL/2 if <15% NDs.

Prediction Limit

Constituent: Sulfate (mg/L) Analysis Run 3/28/2024 12:20 PM View: Appendix III - Intrawell

Plant Scherer Client: Southern Company Data: Scherer PAC-CCR

	GWA-22	GWA-22
4/8/2016	<1	
6/14/2016	<1	
8/9/2016	<1	
10/11/2016	<1	
12/5/2016	<1	
2/10/2017	<1	
4/7/2017	<1	
6/26/2017	<1	
10/9/2017	<1	
3/26/2018	<1 (D)	
10/3/2018	<1	
3/27/2019	<1	
9/12/2019	0.38 (J)	
3/19/2020	<1	
9/10/2020	<1	
4/2/2021	<1	
8/12/2021	<1	
2/15/2022	0.87 (J)	
8/26/2022	<1	
2/28/2023		1.7
8/3/2023		<1
3/4/2024		<1

ND substitution: RL or RL/2 if <15% NDs.

Prediction Limit

Constituent: Sulfate (mg/L) Analysis Run 3/28/2024 12:20 PM View: Appendix III - Intrawell

Plant Scherer Client: Southern Company Data: Scherer PAC-CCR

	GWA-45	GWA-45
4/7/2016	107.095	
6/14/2016	160	
8/9/2016	130	
10/10/2016	140	
12/2/2016	150	
2/9/2017	150	
4/7/2017	140	
6/22/2017	160	
10/10/2017	160	
3/22/2018	150 (D)	
10/3/2018	140	
3/27/2019	140	
9/12/2019	170	
3/19/2020	150	
9/11/2020	170	
4/2/2021	180	
8/12/2021	180	
2/14/2022	130	
8/31/2022	170	
2/28/2023		170
8/3/2023		170
3/4/2024		160

Prediction Limit

Constituent: Sulfate (mg/L) Analysis Run 3/28/2024 12:20 PM View: Appendix III - Intrawell

Plant Scherer Client: Southern Company Data: Scherer PAC-CCR

	GWA-46	GWA-46
4/7/2016	0.594 (J)	
6/14/2016	<1	
8/9/2016	<1	
10/10/2016	<1	
12/2/2016	<1	
2/10/2017	<1	
4/7/2017	<1	
6/23/2017	<1	
10/10/2017	<1	
3/23/2018	<1	
10/4/2018	<1	
3/27/2019	0.52 (J)	
9/12/2019	0.61 (J)	
3/19/2020	0.39 (J)	
9/11/2020	0.99 (J)	
4/5/2021	<1	
8/12/2021	1	
2/14/2022	<1	
8/31/2022	1.1	
2/28/2023		1.7
8/3/2023		0.49 (J)
3/4/2024		0.64 (J)

ND substitution: RL or RL/2 if <15% NDs.

Prediction Limit

Constituent: Sulfate (mg/L) Analysis Run 3/28/2024 12:20 PM View: Appendix III - Intrawell

Plant Scherer Client: Southern Company Data: Scherer PAC-CCR

	GWA-47	GWA-47
4/8/2016	<1	
6/14/2016	<1	
8/9/2016	<1	
10/11/2016	<1	
12/5/2016	<1	
2/10/2017	<1	
4/7/2017	<1	
6/22/2017	<1	
10/10/2017	<1	
3/22/2018	<1	
10/5/2018	<1	
3/27/2019	<1	
9/12/2019	0.4 (J)	
3/20/2020	0.58 (J)	
9/11/2020	0.39 (J)	
4/5/2021	<1	
8/13/2021	<1	
2/14/2022	<1	
8/31/2022	1.1	
2/28/2023		1.6
8/3/2023		<1
3/4/2024		0.46 (J)

ND substitution: RL or RL/2 if <15% NDs.

Prediction Limit

Constituent: Sulfate (mg/L) Analysis Run 3/28/2024 12:20 PM View: Appendix III - Intrawell

Plant Scherer Client: Southern Company Data: Scherer PAC-CCR

	GWA-48	GWA-48
4/7/2016	1.522	
6/17/2016	1.1	
8/10/2016	1.1	
10/14/2016	0.89 (J)	
12/19/2016	1.2	
2/13/2017	1.4	
4/7/2017	1.2	
6/22/2017	1.1	
10/10/2017	0.92 (J)	
3/23/2018	1.3	
10/3/2018	1.2	
3/27/2019	1.6	
9/12/2019	1.2	
3/19/2020	1.5	
9/11/2020	1.3	
4/5/2021	1.3	
8/12/2021	1	
2/14/2022	1.2	
8/31/2022	1.6	
2/28/2023		2.5
8/3/2023		0.94 (J)
3/4/2024		1.4

Prediction Limit

Constituent: Sulfate (mg/L) Analysis Run 3/28/2024 12:20 PM View: Appendix III - Intrawell

Plant Scherer Client: Southern Company Data: Scherer PAC-CCR

	GWA-49	GWA-49
4/7/2016	0.507 (J)	
6/14/2016	<1	
8/9/2016	<1	
10/11/2016	<1	
12/2/2016	<1	
2/9/2017	<1	
4/7/2017	<1	
6/22/2017	<1	
10/10/2017	<1	
3/22/2018	<1	
10/3/2018	<1	
3/27/2019	0.56 (J)	
9/12/2019	0.77 (J)	
3/19/2020	0.56 (J)	
9/10/2020	0.42 (J)	
4/6/2021	<1	
8/12/2021	<1	
2/14/2022	0.85 (J)	
8/30/2022	0.76 (J)	
3/1/2023		1.2
8/3/2023		0.46 (J)
3/4/2024		0.66 (J)

ND substitution: RL or RL/2 if <15% NDs.

Prediction Limit

Constituent: Sulfate (mg/L) Analysis Run 3/28/2024 12:20 PM View: Appendix III - Intrawell

Plant Scherer Client: Southern Company Data: Scherer PAC-CCR

	GWC-29	GWC-29
4/11/2016	2.15	
6/15/2016	<2.5	
8/10/2016	2.5	
10/11/2016	2.7	
12/5/2016	2.6	
2/13/2017	2.4	
4/10/2017	2.3	
6/23/2017	2.5	
10/10/2017	2.5	
3/26/2018	2.4	
10/4/2018	2.8	
3/28/2019	3.2	
9/12/2019	3.2	
3/19/2020	3.2	
9/10/2020	2.7	
4/6/2021	2.5	
8/13/2021	2.7	
2/14/2022	2.9	
8/31/2022	2.8	
3/1/2023		2.4
8/3/2023		1.7
3/4/2024		2.1

ND substitution: RL or RL/2 if <15% NDs.

Prediction Limit

Constituent: Sulfate (mg/L) Analysis Run 3/28/2024 12:20 PM View: Appendix III - Intrawell

Plant Scherer Client: Southern Company Data: Scherer PAC-CCR

	GWC-50	GWC-50
4/11/2016	<1	
6/15/2016	<1	
8/10/2016	<1	
10/11/2016	<1	
12/2/2016	<1	
2/13/2017	<1	
4/7/2017	<1	
6/22/2017	<1	
10/10/2017	<1	
3/23/2018	<1	
10/4/2018	<1	
3/28/2019	0.38 (J)	
9/12/2019	<1	
3/19/2020	<1	
9/10/2020	<1	
4/6/2021	<1	
8/13/2021	<1	
2/14/2022	<1	
8/31/2022	0.88 (J)	
3/1/2023		170
8/3/2023		<1
3/4/2024		<1

ND substitution: RL or RL/2 if <15% NDs.

Prediction Limit

Constituent: Sulfate (mg/L) Analysis Run 3/28/2024 12:20 PM View: Appendix III - Intrawell

Plant Scherer Client: Southern Company Data: Scherer PAC-CCR

	GWC-51	GWC-51
4/11/2016	0.415 (J)	
6/16/2016	<0.7	
8/10/2016	<0.7	
10/13/2016	<0.7	
12/5/2016	<0.7	
2/13/2017	<0.7	
4/10/2017	<0.7	
6/23/2017	<0.7	
10/11/2017	<0.7	
3/26/2018	<0.7	
10/4/2018	<0.7	
3/27/2019	2.7	
9/12/2019	0.65 (J)	
3/19/2020	0.71 (J)	
9/11/2020	2.6	
4/5/2021	1.7	
8/13/2021	1.4	
2/15/2022	1.8	
8/31/2022	2.4	
2/28/2023		3.2
8/3/2023		2.2
3/4/2024		2.9

ND substitution: RL or RL/2 if <15% NDs.

Prediction Limit

Constituent: Sulfate (mg/L) Analysis Run 3/28/2024 12:20 PM View: Appendix III - Intrawell

Plant Scherer Client: Southern Company Data: Scherer PAC-CCR

	GWC-52	GWC-52
4/11/2016	<1	
6/16/2016	10	
8/11/2016	9.8	
10/13/2016	11	
12/5/2016	13	
2/13/2017	14	
4/11/2017	12	
6/24/2017	12	
10/11/2017	13	
3/26/2018	20	
10/4/2018	23	
3/28/2019		29
9/12/2019		34
3/19/2020		40
9/11/2020		39
4/5/2021		57
8/17/2021		54
2/14/2022		56
8/31/2022		65
3/1/2023		70
8/3/2023		74
3/4/2024		90

ND substitution: RL or RL/2 if <15% NDs.

Prediction Limit

Constituent: Sulfate (mg/L) Analysis Run 3/28/2024 12:20 PM View: Appendix III - Intrawell

Plant Scherer Client: Southern Company Data: Scherer PAC-CCR

	GWC-53	GWC-53
4/8/2016	135.355	
6/16/2016	140	
8/11/2016	130	
10/13/2016	140	
12/6/2016	150	
2/13/2017	160	
4/11/2017	130	
6/24/2017	160	
10/11/2017	160	
3/26/2018	160	
10/4/2018	170	
3/28/2019	170	
9/12/2019	170	
3/19/2020	170	
9/11/2020	160	
4/6/2021	160	
8/13/2021	170	
2/14/2022	150	
8/31/2022	170	
2/28/2023		170
8/3/2023		170
3/4/2024		180

Prediction Limit

Constituent: Total Dissolved Solids (mg/L) Analysis Run 3/28/2024 12:20 PM View: Appendix III - Intrawell

Plant Scherer Client: Southern Company Data: Scherer PAC-CCR

	GWA-21	GWA-21
4/6/2016	51	
6/14/2016	62	
8/10/2016	70	
10/11/2016	84	
12/2/2016	74	
2/10/2017	100	
4/10/2017	82	
6/23/2017	72	
10/9/2017	82	
3/26/2018	94	
10/3/2018	72	
3/27/2019	98	
9/12/2019	130	
3/19/2020	100	
9/10/2020	110	
4/2/2021	100	
8/12/2021	98	
2/14/2022	100	
8/26/2022	110	
2/28/2023		98
8/2/2023		98
2/29/2024		92

Prediction Limit

Constituent: Total Dissolved Solids (mg/L) Analysis Run 3/28/2024 12:20 PM View: Appendix III - Intrawell

Plant Scherer Client: Southern Company Data: Scherer PAC-CCR

	GWA-22	GWA-22
4/8/2016	74	
6/14/2016	111	
8/9/2016	44	
10/11/2016	64	
12/5/2016	52	
2/10/2017	86	
4/7/2017	68	
6/26/2017	76	
10/9/2017	50	
3/26/2018	56	
10/3/2018	42	
3/27/2019	76	
9/12/2019	72	
3/19/2020	65	
9/10/2020	56	
4/2/2021	69	
8/12/2021	68	
2/15/2022	85	
8/26/2022	83	
2/28/2023		99
8/3/2023		77
3/4/2024		96

Prediction Limit

Constituent: Total Dissolved Solids (mg/L) Analysis Run 3/28/2024 12:20 PM View: Appendix III - Intrawell

Plant Scherer Client: Southern Company Data: Scherer PAC-CCR

	GWA-45	GWA-45
4/7/2016	237	
6/14/2016	240	
8/9/2016	230	
10/10/2016	240	
12/2/2016	270	
2/9/2017	240	
4/7/2017	260	
6/22/2017	300	
10/10/2017	280	
3/22/2018	310	
10/3/2018	190	
3/27/2019	290	
9/12/2019	340	
3/19/2020	310	
9/11/2020	340	
4/2/2021	360	
8/12/2021	330	
2/14/2022	290	
11/16/2022	300	
2/28/2023		320
8/3/2023		310
3/4/2024		310

Prediction Limit

Constituent: Total Dissolved Solids (mg/L) Analysis Run 3/28/2024 12:20 PM View: Appendix III - Intrawell

Plant Scherer Client: Southern Company Data: Scherer PAC-CCR

	GWA-46	GWA-46
4/7/2016	69	
6/14/2016	<25	
8/9/2016	40	
10/10/2016	34	
12/2/2016	50	
2/10/2017	60	
4/7/2017	70	
6/23/2017	42	
10/10/2017	34	
3/23/2018	52	
10/4/2018	48	
3/27/2019	66	
9/12/2019	97	
3/19/2020	51	
9/11/2020	51	
4/5/2021	46	
8/12/2021	55	
2/14/2022	68	
11/16/2022	55	
2/28/2023		64
8/3/2023		63
3/4/2024		66

ND substitution: RL or RL/2 if <15% NDs.

Prediction Limit

Constituent: Total Dissolved Solids (mg/L) Analysis Run 3/28/2024 12:20 PM View: Appendix III - Intrawell

Plant Scherer Client: Southern Company Data: Scherer PAC-CCR

	GWA-47	GWA-47
4/8/2016	89	
6/14/2016	55	
8/9/2016	90	
10/11/2016	86	
12/5/2016	74	
2/10/2017	100	
4/7/2017	92	
6/22/2017	64	
10/10/2017	68	
3/22/2018	92	
10/5/2018	90	
3/27/2019	94	
9/12/2019	88	
3/20/2020	99	
9/11/2020	110	
4/5/2021	63	
8/13/2021	110	
2/14/2022	94	
11/16/2022	94	
2/28/2023		120
8/3/2023		100
3/4/2024		99

Prediction Limit

Constituent: Total Dissolved Solids (mg/L) Analysis Run 3/28/2024 12:20 PM View: Appendix III - Intrawell

Plant Scherer Client: Southern Company Data: Scherer PAC-CCR

	GWA-48	GWA-48
4/7/2016	100	
6/17/2016	69	
8/10/2016	110	
10/14/2016	100	
12/19/2016	100	
2/13/2017	80	
4/7/2017	86	
6/22/2017	72	
10/10/2017	70	
3/23/2018	86	
10/3/2018	88	
3/27/2019	100	
9/12/2019	110	
3/19/2020	97	
9/11/2020	120	
4/5/2021	99	
8/12/2021	100	
2/14/2022	100	
11/16/2022	100	
2/28/2023		110
8/3/2023		100
3/4/2024		100

Prediction Limit

Constituent: Total Dissolved Solids (mg/L) Analysis Run 3/28/2024 12:20 PM View: Appendix III - Intrawell

Plant Scherer Client: Southern Company Data: Scherer PAC-CCR

	GWA-49	GWA-49
4/7/2016	114	
6/14/2016	56 (O)	
8/9/2016	100	
10/11/2016	110	
12/2/2016	94	
2/9/2017	100	
4/7/2017	100	
6/22/2017	110	
10/10/2017	100	
3/22/2018	100	
10/3/2018	96	
3/27/2019	120	
9/12/2019	120	
3/19/2020	110	
9/10/2020	130	
4/6/2021	110	
8/12/2021	120	
2/14/2022	110	
11/16/2022	110	
3/1/2023		120
8/3/2023		130
3/4/2024		110

Prediction Limit

Constituent: Total Dissolved Solids (mg/L) Analysis Run 3/28/2024 12:20 PM View: Appendix III - Intrawell

Plant Scherer Client: Southern Company Data: Scherer PAC-CCR

	GWC-29	GWC-29
4/11/2016	88	
6/15/2016	114	
8/10/2016	82	
10/11/2016	92	
12/5/2016	86	
2/13/2017	62	
4/10/2017	60	
6/23/2017	74	
10/10/2017	86	
3/26/2018	58 (J)	
10/4/2018	130	
3/28/2019	88	
9/12/2019	110	
3/19/2020	110	
9/10/2020	120	
4/6/2021	110	
8/13/2021	120	
2/14/2022	120	
11/16/2022	110	
3/1/2023		130
8/3/2023		120
3/4/2024		110

Prediction Limit

Constituent: Total Dissolved Solids (mg/L) Analysis Run 3/28/2024 12:20 PM View: Appendix III - Intrawell

Plant Scherer Client: Southern Company Data: Scherer PAC-CCR

	GWC-50	GWC-50
4/11/2016	79	
6/15/2016	79	
8/10/2016	72	
10/11/2016	76	
12/2/2016	60	
2/13/2017	58	
4/7/2017	68	
6/22/2017	16	
10/10/2017	44	
3/23/2018	96	
10/4/2018	110	
3/28/2019	65	
9/12/2019	89	
3/19/2020	64	
9/10/2020	82	
4/6/2021	49	
8/13/2021	72	
2/14/2022	79	
11/16/2022	76	
3/1/2023		290
8/3/2023		77
3/4/2024		68

Prediction Limit

Constituent: Total Dissolved Solids (mg/L) Analysis Run 3/28/2024 12:20 PM View: Appendix III - Intrawell

Plant Scherer Client: Southern Company Data: Scherer PAC-CCR

	GWC-51	GWC-51
4/11/2016	88	
6/16/2016	74	
8/10/2016	66	
10/13/2016	72	
12/5/2016	70	
2/13/2017	12 (O)	
4/10/2017	80	
6/23/2017	66	
10/11/2017	56	
3/26/2018	72	
10/4/2018	96	
3/27/2019	76	
9/12/2019	110	
3/19/2020	66	
9/11/2020	87	
4/5/2021	66	
8/13/2021	92	
2/15/2022	67	
11/16/2022	89	
2/28/2023		84
8/3/2023		82
3/4/2024		86

Prediction Limit

Constituent: Total Dissolved Solids (mg/L) Analysis Run 3/28/2024 12:20 PM View: Appendix III - Intrawell

Plant Scherer Client: Southern Company Data: Scherer PAC-CCR

	GWC-52	GWC-52
4/11/2016	103	
6/16/2016	117	
8/11/2016	94	
10/13/2016	110	
12/5/2016	130	
2/13/2017	92	
4/11/2017	120	
6/24/2017	120	
10/11/2017	120	
3/26/2018	98	
10/4/2018	190	
3/28/2019	140	
9/12/2019	160	
3/19/2020	160	
9/11/2020	170	
4/5/2021	170	
8/17/2021	180	
2/14/2022	150	
11/16/2022	180	
3/1/2023		190
8/3/2023		200
3/4/2024		200

Prediction Limit

Constituent: Total Dissolved Solids (mg/L) Analysis Run 3/28/2024 12:20 PM View: Appendix III - Intrawell

Plant Scherer Client: Southern Company Data: Scherer PAC-CCR

	GWC-53	GWC-53
4/8/2016	237	
6/16/2016	231	
8/11/2016	190	
10/13/2016	230	
12/6/2016	260	
2/13/2017	230	
4/11/2017	210	
6/24/2017	250	
10/11/2017	280	
3/26/2018	240	
10/4/2018	320	
3/28/2019	280	
9/12/2019	300	
3/19/2020	270	
9/11/2020	290	
4/6/2021	250	
8/13/2021	290	
2/14/2022	280	
11/16/2022	270	
2/28/2023		280
8/3/2023		290
3/4/2024		310

FIGURE H.

Appendix III Interwell Prediction Limits - Two-Step - Significant Result

Plant Scherer Client: Southern Company Data: Scherer PAC-CCR Printed 3/28/2024, 12:22 PM

Constituent	Well	Upper Lim.	Lower Lim.	Date	Observ.	Sig.	Bg N	Bg Mean	Std. Dev.	%NDs	ND Adj.	Transform	Alpha	Method
Chloride (mg/L)	**GWC-53**	**14**	**n/a**	**3/4/2024**	**15**	**Yes**	**153**	**n/a**	**n/a**	**0**	**n/a**	**n/a**	**0.00008465**	**NP Inter (normality) 1 of 2**

Appendix III Interwell Prediction Limits - Two-Step - All Results

Plant Scherer Client: Southern Company Data: Scherer PAC-CCR Printed 3/28/2024, 12:22 PM

Constituent	Well	Upper Lim.	Lower Lim.	Date	Observ.	Sig.	Bg N	Bg Mean	Std. Dev.	%NDs	ND Adj.	Transform	Alpha	Method
Calcium (mg/L)	GWC-29	45	n/a	3/4/2024	18	No	154	n/a	n/a	0	n/a	n/a	0.00008349	NP Inter (normality) 1 of 2
Calcium (mg/L)	GWC-51	45	n/a	3/4/2024	8.1	No	154	n/a	n/a	0	n/a	n/a	0.00008349	NP Inter (normality) 1 of 2
Calcium (mg/L)	GWC-52	45	n/a	3/4/2024	28	No	154	n/a	n/a	0	n/a	n/a	0.00008349	NP Inter (normality) 1 of 2
Chloride (mg/L)	GWC-51	14	n/a	3/4/2024	8.4	No	153	n/a	n/a	0	n/a	n/a	0.00008465	NP Inter (normality) 1 of 2
Chloride (mg/L)	**GWC-53**	**14**	**n/a**	**3/4/2024**	**15**	**Yes**	**153**	**n/a**	**n/a**	**0**	**n/a**	**n/a**	**0.00008465**	**NP Inter (normality) 1 of 2**
pH (S.U.)	GWC-29	7.1	5.52	3/4/2024	6.52	No	184	n/a	n/a	0	n/a	n/a	0.0001167	NP Inter (normality) 1 of 2
pH (S.U.)	GWC-52	7.1	5.52	3/4/2024	7.01	No	184	n/a	n/a	0	n/a	n/a	0.0001167	NP Inter (normality) 1 of 2
pH (S.U.)	GWC-53	7.1	5.52	3/4/2024	5.9	No	184	n/a	n/a	0	n/a	n/a	0.0001167	NP Inter (normality) 1 of 2
Sulfate (mg/L)	GWC-51	180	n/a	3/4/2024	2.9	No	154	n/a	n/a	38.96	n/a	n/a	0.00008349	NP Inter (normality) 1 of 2
Sulfate (mg/L)	GWC-52	180	n/a	3/4/2024	90	No	154	n/a	n/a	38.96	n/a	n/a	0.00008349	NP Inter (normality) 1 of 2
Sulfate (mg/L)	GWC-53	180	n/a	3/4/2024	180	No	154	n/a	n/a	38.96	n/a	n/a	0.00008349	NP Inter (normality) 1 of 2

Sanitas™ v.10.0.16b Software licensed to . UG

Within Limit

Prediction Limit

Interwell Non-parametric

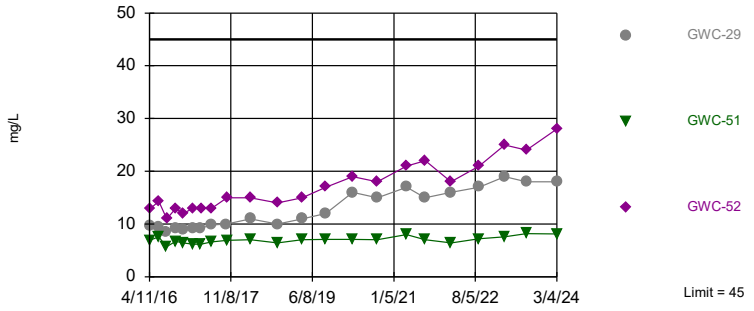

Non-parametric test used in lieu of parametric prediction limit because the Chi Squared normality test showed the data to be non-normal at the 0.01 alpha level. Limit is highest of 154 background values. Annual per-constituent alpha = 0.0008346. Individual comparison alpha = 0.00008349 (1 of 2). Comparing 3 points to limit. Assumes 2 future values.

Constituent: Calcium Analysis Run 3/28/2024 12:21 PM View: Appendix III - Two-Step

Plant Scherer Client: Southern Company Data: Scherer PAC-CCR

Sanitas™ v.10.0.16b Software licensed to . UG

Exceeds Limit: GWC-53

Prediction Limit

Interwell Non-parametric

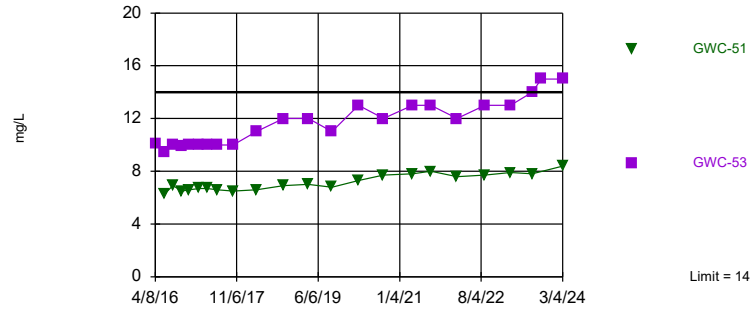

Non-parametric test used in lieu of parametric prediction limit because the Chi Squared normality test showed the data to be non-normal at the 0.01 alpha level. Limit is highest of 153 background values. Annual per-constituent alpha = 0.0008462. Individual comparison alpha = 0.00008465 (1 of 2). Comparing 2 points to limit. Assumes 3 future values.

Constituent: Chloride Analysis Run 3/28/2024 12:21 PM View: Appendix III - Two-Step

Plant Scherer Client: Southern Company Data: Scherer PAC-CCR

Sanitas™ v.10.0.16b Software licensed to . UG

Within Limits

Prediction Limit

Interwell Non-parametric

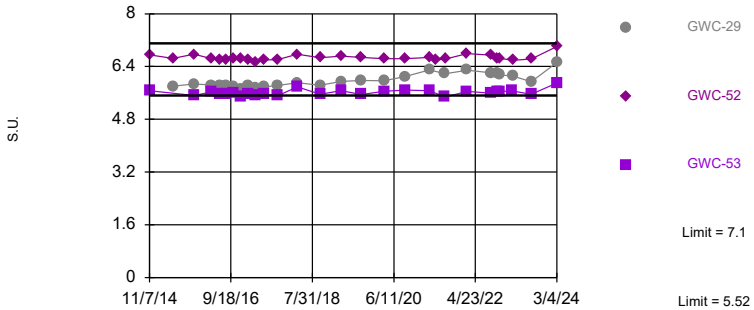

Non-parametric test used in lieu of parametric prediction limit because the Chi Squared normality test showed the data to be non-normal at the 0.01 alpha level. Limits are highest and lowest of 184 background values. Annual per-constituent alpha = 0.001167. Individual comparison alpha = 0.0001167 (1 of 2). Comparing 3 points to limit. Assumes 2 future values.

Constituent: pH Analysis Run 3/28/2024 12:21 PM View: Appendix III - Two-Step

Plant Scherer Client: Southern Company Data: Scherer PAC-CCR

Sanitas™ v.10.0.16b Software licensed to . UG

Hollow symbols indicate censored values.

Within Limit

Prediction Limit

Interwell Non-parametric

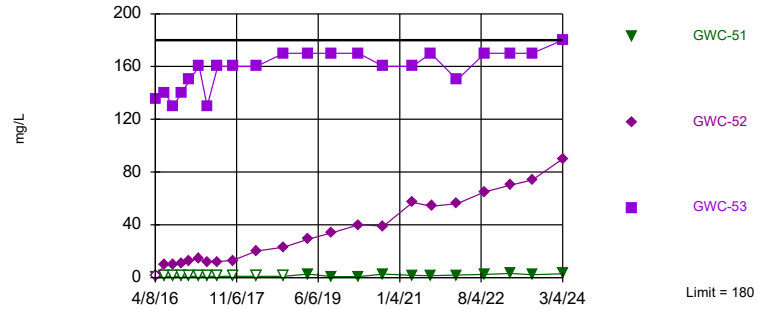

Non-parametric test used in lieu of parametric prediction limit because the Chi Squared normality test showed the data to be non-normal at the 0.01 alpha level. Limit is highest of 154 background values. 38.96% NDs. Annual per-constituent alpha = 0.0008346. Individual comparison alpha = 0.00008349 (1 of 2). Comparing 3 points to limit. Assumes 2 future values.

Constituent: Sulfate Analysis Run 3/28/2024 12:21 PM View: Appendix III - Two-Step

Plant Scherer Client: Southern Company Data: Scherer PAC-CCR

Prediction Limit

Constituent: Calcium (mg/L) Analysis Run 3/28/2024 12:22 PM View: Appendix III - Two-Step

Plant Scherer Client: Southern Company Data: Scherer PAC-CCR

	GWA-21 (bg)	GWA-48 (bg)	GWA-46 (bg)	GWA-45 (bg)	GWA-49 (bg)	GWA-47 (bg)	GWA-22 (bg)	GWC-51	GWC-29
4/6/2016	9.27								
4/7/2016		12.6	6.57	38.4	15.3				
4/8/2016						10.7	8.6		
4/11/2016								6.9	9.7
6/14/2016	8.2		5.5	32.9	14.2	11.3	6.8		
6/15/2016									9.5
6/16/2016								7.6	
6/17/2016		12.4							
8/9/2016			4.6	29	13	9.6	6.2		
8/10/2016	6.9	11						5.7	8.5
8/11/2016									
10/10/2016			5.3	33					
10/11/2016	7.6				14	11	6.2		9.3
10/13/2016								6.7	
10/14/2016		13							
12/2/2016	7.4		5.1	33	13				
12/5/2016						10	5.5	6.4	9
12/19/2016		11							
2/9/2017				42	14				
2/10/2017	11		5.8			11	7.8		
2/13/2017		13						6.2	9.2
4/7/2017		12	5.2	35	14	10	7.3		
4/10/2017	9.7							6.2	9.2
4/11/2017									
6/22/2017		13		38	14	11			
6/23/2017	9.2		5.7					6.6	9.8
6/24/2017									
6/26/2017							6.8		
10/9/2017	9.4						5.8		
10/10/2017		13	5.8	40	15	11			10
10/11/2017								6.9	
3/22/2018				39 (D)	14	11			
3/23/2018		13	6.6						
3/26/2018	9.3						8.7	7	11
10/3/2018	7.8	12		41	14		6.1		
10/4/2018			5.4					6.4	10
10/5/2018						11			
3/27/2019	9.5	13	6.1	39	15	11	7.1	7	
3/28/2019									11
9/12/2019	8.8	13	5.7	36	14	12	6.1	7.1	12
3/19/2020	11	14	6.7	45	15		9.7	7.1	16
3/20/2020						12			
9/10/2020	8.2				14		5.9		15
9/11/2020		12	5.5	30		11		7	
4/2/2021	9.2			29			9		
4/5/2021		13	7			13		8	
4/6/2021					16				17
8/12/2021	7.2	12	6.1	26	14		6		
8/13/2021						11		7	15
8/17/2021									
2/14/2022	8	11	5.9	26	13	11			16
2/15/2022							9.6	6.4	

Prediction Limit

Constituent: Calcium (mg/L) Analysis Run 3/28/2024 12:22 PM View: Appendix III - Two-Step

Plant Scherer Client: Southern Company Data: Scherer PAC-CCR

	GWA-21 (bg)	GWA-48 (bg)	GWA-46 (bg)	GWA-45 (bg)	GWA-49 (bg)	GWA-47 (bg)	GWA-22 (bg)	GWC-51	GWC-29
8/26/2022	6.8						7.8		
8/30/2022					14				
8/31/2022		12	5.7	23		12		7.2	17
2/28/2023	8.1	13	6.6	23		13	11	7.6	
3/1/2023					15				19
8/2/2023	6.4								
8/3/2023		12	6.4	23	15	13	9.6	8.2	18
2/29/2024	6.7								
3/4/2024		13	6.8	25	14	15	11	8.1	18

Prediction Limit

Constituent: Calcium (mg/L) Analysis Run 3/28/2024 12:22 PM View: Appendix III - Two-Step

Plant Scherer Client: Southern Company Data: Scherer PAC-CCR

	GWC-52
4/6/2016	
4/7/2016	
4/8/2016	
4/11/2016	12.8
6/14/2016	
6/15/2016	
6/16/2016	14.3
6/17/2016	
8/9/2016	
8/10/2016	
8/11/2016	11
10/10/2016	
10/11/2016	
10/13/2016	13
10/14/2016	
12/2/2016	
12/5/2016	12
12/19/2016	
2/9/2017	
2/10/2017	
2/13/2017	13
4/7/2017	
4/10/2017	
4/11/2017	13
6/22/2017	
6/23/2017	
6/24/2017	13
6/26/2017	
10/9/2017	
10/10/2017	
10/11/2017	15
3/22/2018	
3/23/2018	
3/26/2018	15
10/3/2018	
10/4/2018	14
10/5/2018	
3/27/2019	
3/28/2019	15
9/12/2019	17
3/19/2020	19
3/20/2020	
9/10/2020	
9/11/2020	18
4/2/2021	
4/5/2021	21
4/6/2021	
8/12/2021	
8/13/2021	
8/17/2021	22
2/14/2022	18
2/15/2022	

Prediction Limit

Constituent: Calcium (mg/L) Analysis Run 3/28/2024 12:22 PM View: Appendix III - Two-Step

Plant Scherer Client: Southern Company Data: Scherer PAC-CCR

	GWC-52
8/26/2022	
8/30/2022	
8/31/2022	21
2/28/2023	
3/1/2023	25
8/2/2023	
8/3/2023	24
2/29/2024	
3/4/2024	28

Prediction Limit

Constituent: Chloride (mg/L) Analysis Run 3/28/2024 12:22 PM View: Appendix III - Two-Step

Plant Scherer Client: Southern Company Data: Scherer PAC-CCR

	GWA-21 (bg)	GWA-45 (bg)	GWA-46 (bg)	GWA-48 (bg)	GWA-49 (bg)	GWA-47 (bg)	GWA-22 (bg)	GWC-53	GWC-51
4/6/2016	3.034								
4/7/2016		8.05	2.914	1.842	2.285				
4/8/2016						1.57	2.1	10.065	
4/11/2016									2.09 (O)
6/14/2016	3.1	9.3	3.1		2.3	1.7	4.2		
6/16/2016								9.4	6.3
6/17/2016				1.9					
8/9/2016		10	3.2		2.3	1.5	5		
8/10/2016	2.7			1.8					6.9
8/11/2016								10	
10/10/2016		10	3						
10/11/2016	2.7				2.1	1.6	3.8		
10/13/2016								9.9	6.5
10/14/2016				1.7					
12/2/2016	2.5	10	3		2				
12/5/2016						1.5	3.6		6.6
12/6/2016								10	
12/19/2016				2.7 (O)					
2/9/2017		9.4			2.1				
2/10/2017	3.4		2.7			1.5	2.2		
2/13/2017				1.8				10	6.7
4/7/2017		9.9	2.9	1.7	2	1.4	2.2		
4/10/2017	3.6								6.7
4/11/2017								10	
6/22/2017		9.7		1.7	2	1.4			
6/23/2017	3.2		3.3						6.6
6/24/2017								10	
6/26/2017							3.4		
10/9/2017	3.5						3.4		
10/10/2017		9.8	3.5	1.6	2	1.4			
10/11/2017								10	6.5
3/22/2018		9.7 (D)			1.9	1.3			
3/23/2018			3.6	1.6					
3/26/2018	3.8						1.9 (D)	11	6.6
10/3/2018	4	10		1.6	2		2.9		
10/4/2018			3.9					12	6.9
10/5/2018						1.4			
3/27/2019	2.9	9.6	3.7	1.5	1.9	1.2	2		7
3/28/2019								12	
9/12/2019	3.4	10	4.3	1.7	1.9	1.4	2.5	11	6.8
3/19/2020	3.9	9.9	4.5	1.9	2.2		2.2	13	7.3
3/20/2020						1.7			
9/10/2020	3.7				2.1		2.5		
9/11/2020		12	4.7	1.8		1.6		12	7.7
4/2/2021	3.7	13					1.8		
4/5/2021			5.3	2		1.8			7.8
4/6/2021					2.1			13	
8/12/2021	4.1	13	5.5	1.8	2.2		2.7		
8/13/2021						1.8		13	8
2/14/2022	4	10	5	1.8	2	1.5		12	
2/15/2022							1.8		7.6
8/26/2022	3.6						2		

Prediction Limit

Constituent: Chloride (mg/L) Analysis Run 3/28/2024 12:22 PM View: Appendix III - Two-Step

Plant Scherer Client: Southern Company Data: Scherer PAC-CCR

	GWA-21 (bg)	GWA-45 (bg)	GWA-46 (bg)	GWA-48 (bg)	GWA-49 (bg)	GWA-47 (bg)	GWA-22 (bg)	GWC-53	GWC-51
8/30/2022					2.2				
8/31/2022		13	5.1	1.6		1.5		13	7.7
2/28/2023	3.6	13	5.2	1.8		1.7	1.8	13	7.9
3/1/2023					2.1				
8/2/2023	3.4								
8/3/2023		13	5.2	1.7	1.9	1.6	1.8	14	7.8
10/4/2023								15 (R)	
2/29/2024	3.7								
3/4/2024		14	5.4	1.8	2	1.8	1.8	15	8.4

Prediction Limit

Constituent: pH (S.U.) Analysis Run 3/28/2024 12:22 PM View: Appendix III - Two-Step

Plant Scherer Client: Southern Company Data: Scherer PAC-CCR

	GWA-48 (bg)	GWC-53	GWC-52	GWA-49 (bg)	GWA-47 (bg)	GWA-46 (bg)	GWA-45 (bg)	GWA-22 (bg)	GWA-21 (bg)
11/7/2014	6.91	5.67	6.75	6.99	6.54	5.92	6.26		
11/8/2014								5.92	5.89
5/21/2015								5.97	
5/22/2015			6.65						
5/25/2015		7.725 (oD)	7.63 (o)						
11/12/2015	6.81			7	6.43				
11/13/2015		5.52	6.77			5.78	6.02	5.8	5.65
4/6/2016									5.9 (D)
4/7/2016	6.74			6.85	6.45 (D)	6.83	6.48		
4/8/2016		5.63			6.45			6.12	
4/11/2016			6.64						
6/14/2016				6.83	6.4	5.82	6.05	5.84	5.75
6/15/2016									
6/16/2016		5.56	6.6						
6/17/2016	6.78								
8/1/2016						5.78			
8/9/2016				6.77	6.43		6.05	5.75	
8/10/2016	6.73								5.75
8/11/2016		5.56	6.61						
10/10/2016						5.78	6.02		
10/11/2016				6.83	6.34			5.84	5.8
10/13/2016		5.61	6.64						
10/14/2016	6.7								
12/2/2016				6.79		5.71	5.95		5.78
12/5/2016	6.71		6.63		6.46			5.7	
12/6/2016		5.48							
2/9/2017				6.65			6.24		
2/10/2017					6.33	5.79		6.17	5.83
2/13/2017	6.56	5.57	6.59						
4/7/2017	6.62			6.75	6.38	5.93	5.95	5.99	
4/10/2017									5.74
4/11/2017		5.52	6.53						
6/22/2017	6.76			6.85	6.45		6.02		
6/23/2017						5.77			
6/26/2017		5.56	6.6					5.87	5.83
10/9/2017								5.52	5.61
10/10/2017	6.7			6.84	6.44	5.81	6		
10/11/2017		5.51	6.61						
3/22/2018				7	6.46		6.2		
3/23/2018	6.92					5.89			
3/26/2018		5.78	6.77					6.06	5.76
10/3/2018	6.81			6.93			6.03	5.83	5.78
10/4/2018		5.56	6.67			5.86			
10/5/2018					6.47				
3/27/2019	6.86			6.91	6.52	5.95	6.31	6.04	5.97
3/28/2019		5.67	6.71						
9/12/2019	6.78		6.68	6.82	6.49	5.83		5.87	5.83
9/13/2019		5.55					5.96		
3/19/2020	6.73	5.65	6.64	6.87	6.39	5.93	6.46	6.14	5.81
3/20/2020					6.39				
9/10/2020				6.91				5.78	5.83
9/11/2020	6.76	5.69	6.64		6.59	6.02	5.98		

Prediction Limit

Constituent: pH (S.U.) Analysis Run 3/28/2024 12:22 PM View: Appendix III - Two-Step

Plant Scherer Client: Southern Company Data: Scherer PAC-CCR

	GWA-48 (bg)	GWC-53	GWC-52	GWA-49 (bg)	GWA-47 (bg)	GWA-46 (bg)	GWA-45 (bg)	GWA-22 (bg)	GWA-21 (bg)
4/2/2021							5.92	6.03	6.06
4/5/2021	6.78		6.68		6.59	5.92			
4/6/2021		5.67		6.87					
6/1/2021	6.78				6.46	5.8			
6/2/2021			6.6						
8/12/2021	6.86			6.86		5.71	5.92	5.91	5.88
8/13/2021		5.47			6.33				
8/17/2021			6.63						
2/14/2022	6.93	5.65	6.79	7.1	6.6	5.85	6.31		5.99
2/15/2022								6.4	
8/26/2022								5.86 (D)	5.73 (D)
8/30/2022				7.08					
8/31/2022	6.91	5.59	6.74		6.53	5.8	6.03		
10/25/2022	6.81	5.64	6.65	6.96	6.48	5.88	5.99		
11/16/2022	6.83	5.65	6.65	6.91	6.51	5.88	6.02		
2/28/2023	6.87	5.66			6.52	5.91	5.88	6.21	5.81
3/1/2023			6.59	6.98					
8/2/2023									5.86
8/3/2023	6.84	5.56	6.63	6.88	6.42	5.841351	5.93	6.03	
2/29/2024									5.8
3/4/2024	6.86	5.9	7.01	6.96	6.49	5.94	6.54	6.41	

Prediction Limit

Constituent: pH (S.U.) Analysis Run 3/28/2024 12:22 PM View: Appendix III - Two-Step

Plant Scherer Client: Southern Company Data: Scherer PAC-CCR

	GWC-29
11/7/2014	
11/8/2014	
5/21/2015	
5/22/2015	5.8
5/25/2015	
11/12/2015	
11/13/2015	5.87
4/6/2016	
4/7/2016	
4/8/2016	
4/11/2016	5.84
6/14/2016	
6/15/2016	5.82
6/16/2016	
6/17/2016	
8/1/2016	
8/9/2016	
8/10/2016	5.82
8/11/2016	
10/10/2016	
10/11/2016	5.78
10/13/2016	
10/14/2016	
12/2/2016	
12/5/2016	5.72
12/6/2016	
2/9/2017	
2/10/2017	
2/13/2017	5.81
4/7/2017	
4/10/2017	5.75
4/11/2017	
6/22/2017	
6/23/2017	5.78
6/26/2017	
10/9/2017	
10/10/2017	5.82
10/11/2017	
3/22/2018	
3/23/2018	
3/26/2018	5.91
10/3/2018	
10/4/2018	5.83
10/5/2018	
3/27/2019	
3/28/2019	5.95
9/12/2019	5.98
9/13/2019	
3/19/2020	5.97
3/20/2020	
9/10/2020	6.09
9/11/2020	

Prediction Limit

Constituent: pH (S.U.) Analysis Run 3/28/2024 12:22 PM View: Appendix III - Two-Step

Plant Scherer Client: Southern Company Data: Scherer PAC-CCR

	GWC-29
4/2/2021	
4/5/2021	
4/6/2021	6.3
6/1/2021	
6/2/2021	
8/12/2021	
8/13/2021	6.18
8/17/2021	
2/14/2022	6.29
2/15/2022	
8/26/2022	
8/30/2022	
8/31/2022	6.21
10/25/2022	6.21
11/16/2022	6.14
2/28/2023	
3/1/2023	6.11
8/2/2023	
8/3/2023	5.94
2/29/2024	
3/4/2024	6.52

Prediction Limit

Constituent: Sulfate (mg/L) Analysis Run 3/28/2024 12:22 PM View: Appendix III - Two-Step

Plant Scherer Client: Southern Company Data: Scherer PAC-CCR

	GWA-21 (bg)	GWA-48 (bg)	GWA-46 (bg)	GWA-45 (bg)	GWA-49 (bg)	GWA-47 (bg)	GWC-53	GWA-22 (bg)	GWC-52
4/6/2016	0.813 (J)								
4/7/2016		1.522	0.594 (J)	107.095	0.507 (J)				
4/8/2016						<1	135.355	<1	
4/11/2016									<1
6/14/2016	<1		<1	160	<1	<1		<1	
6/16/2016							140		10
6/17/2016		1.1							
8/9/2016			<1	130	<1	<1		<1	
8/10/2016	0.9 (J)	1.1							
8/11/2016							130		9.8
10/10/2016			<1	140					
10/11/2016	0.99 (J)				<1	<1		<1	
10/13/2016							140		11
10/14/2016		0.89 (J)							
12/2/2016	0.99 (J)		<1	150	<1				
12/5/2016						<1		<1	13
12/6/2016							150		
12/19/2016		1.2							
2/9/2017				150	<1				
2/10/2017	1.4		<1			<1		<1	
2/13/2017		1.4					160		14
4/7/2017		1.2	<1	140	<1	<1		<1	
4/10/2017	1.6								
4/11/2017							130		12
6/22/2017		1.1		160	<1	<1			
6/23/2017	1.8		<1						
6/24/2017							160		12
6/26/2017								<1	
10/9/2017	2.5							<1	
10/10/2017		0.92 (J)	<1	160	<1	<1			
10/11/2017							160		13
3/22/2018				150 (D)	<1	<1			
3/23/2018		1.3	<1						
3/26/2018	2.3						160	<1 (D)	20
10/3/2018	1.9	1.2		140	<1			<1	
10/4/2018			<1				170		23
10/5/2018						<1			
3/27/2019	0.81 (J)	1.6	0.52 (J)	140	0.56 (J)	<1		<1	
3/28/2019							170		29
9/12/2019	1.3	1.2	0.61 (J)	170	0.77 (J)	0.4 (J)	170	0.38 (J)	34
3/19/2020	0.92 (J)	1.5	0.39 (J)	150	0.56 (J)		170	<1	40
3/20/2020						0.58 (J)			
9/10/2020	1.3				0.42 (J)			<1	
9/11/2020		1.3	0.99 (J)	170		0.39 (J)	160		39
4/2/2021	0.99 (J)			180				<1	
4/5/2021		1.3	<1			<1			57
4/6/2021					<1		160		
8/12/2021	1.8	1	1	180	<1			<1	
8/13/2021						<1	170		
8/17/2021									54
2/14/2022	1	1.2	<1	130	0.85 (J)	<1	150		56
2/15/2022								0.87 (J)	

ND substitution: RL or RL/2 if <15% NDs.

Prediction Limit

Constituent: Sulfate (mg/L) Analysis Run 3/28/2024 12:22 PM View: Appendix III - Two-Step

Plant Scherer Client: Southern Company Data: Scherer PAC-CCR

	GWA-21 (bg)	GWA-48 (bg)	GWA-46 (bg)	GWA-45 (bg)	GWA-49 (bg)	GWA-47 (bg)	GWC-53	GWA-22 (bg)	GWC-52
8/26/2022	2.7							<1	
8/30/2022					0.76 (J)				
8/31/2022		1.6	1.1	170		1.1	170		65
2/28/2023	2.7	2.5	1.7	170		1.6	170	1.7	
3/1/2023					1.2				70
8/2/2023	1.4								
8/3/2023		0.94 (J)	0.49 (J)	170	0.46 (J)	<1	170	<1	74
2/29/2024	2.8								
3/4/2024		1.4	0.64 (J)	160	0.66 (J)	0.46 (J)	180	<1	90

ND substitution: RL or RL/2 if <15% NDs.

Prediction Limit

Constituent: Sulfate (mg/L) Analysis Run 3/28/2024 12:22 PM View: Appendix III - Two-Step

Plant Scherer Client: Southern Company Data: Scherer PAC-CCR

	GWC-51
4/6/2016	
4/7/2016	
4/8/2016	
4/11/2016	0.415 (J)
6/14/2016	
6/16/2016	<1
6/17/2016	
8/9/2016	
8/10/2016	<1
8/11/2016	
10/10/2016	
10/11/2016	
10/13/2016	<1
10/14/2016	
12/2/2016	
12/5/2016	<1
12/6/2016	
12/19/2016	
2/9/2017	
2/10/2017	
2/13/2017	<1
4/7/2017	
4/10/2017	<1
4/11/2017	
6/22/2017	
6/23/2017	<1
6/24/2017	
6/26/2017	
10/9/2017	
10/10/2017	
10/11/2017	<1
3/22/2018	
3/23/2018	
3/26/2018	<1
10/3/2018	
10/4/2018	<1
10/5/2018	
3/27/2019	2.7
3/28/2019	
9/12/2019	0.65 (J)
3/19/2020	0.71 (J)
3/20/2020	
9/10/2020	
9/11/2020	2.6
4/2/2021	
4/5/2021	1.7
4/6/2021	
8/12/2021	
8/13/2021	1.4
8/17/2021	
2/14/2022	
2/15/2022	1.8

ND substitution: RL or RL/2 if <15% NDs.

Prediction Limit

Constituent: Sulfate (mg/L) Analysis Run 3/28/2024 12:22 PM View: Appendix III - Two-Step

Plant Scherer Client: Southern Company Data: Scherer PAC-CCR

	GWC-51
8/26/2022	
8/30/2022	
8/31/2022	2.4
2/28/2023	3.2
3/1/2023	
8/2/2023	
8/3/2023	2.2
2/29/2024	
3/4/2024	2.9

FIGURE I.

Appendix III Trend Tests Summary - Significant Results

Plant Scherer Client: Southern Company Data: Scherer PAC-CCR Printed 3/28/2024, 12:25 PM

Constituent	Well	Slope	Calc.	Critical	Sig.	N	%NDs	Normality	Alpha	Method
Calcium (mg/L)	**GWA-46 (bg)**	**0.1484**	**96**	**92**	**Yes**	**22**	**0**	**n/a**	**0.01**	**NP**
Calcium (mg/L)	**GWA-47 (bg)**	**0.3132**	**123**	**92**	**Yes**	**22**	**0**	**n/a**	**0.01**	**NP**
Calcium (mg/L)	**GWC-29**	**1.297**	**182**	**92**	**Yes**	**22**	**0**	**n/a**	**0.01**	**NP**
Calcium (mg/L)	**GWC-51**	**0.1696**	**114**	**92**	**Yes**	**22**	**0**	**n/a**	**0.01**	**NP**
Calcium (mg/L)	**GWC-52**	**1.742**	**184**	**92**	**Yes**	**22**	**0**	**n/a**	**0.01**	**NP**
Chloride (mg/L)	**GWA-21 (bg)**	**0.1028**	**98**	**92**	**Yes**	**22**	**0**	**n/a**	**0.01**	**NP**
Chloride (mg/L)	**GWA-22 (bg)**	**-0.2417**	**-127**	**-92**	**Yes**	**22**	**0**	**n/a**	**0.01**	**NP**
Chloride (mg/L)	**GWA-45 (bg)**	**0.5219**	**134**	**92**	**Yes**	**22**	**0**	**n/a**	**0.01**	**NP**
Chloride (mg/L)	**GWA-46 (bg)**	**0.3588**	**181**	**92**	**Yes**	**22**	**0**	**n/a**	**0.01**	**NP**
Chloride (mg/L)	**GWC-51**	**0.2139**	**150**	**87**	**Yes**	**21**	**0**	**n/a**	**0.01**	**NP**
Chloride (mg/L)	**GWC-53**	**0.599**	**190**	**98**	**Yes**	**23**	**0**	**n/a**	**0.01**	**NP**
pH (S.U.)	**GWC-29**	**0.05799**	**186**	**118**	**Yes**	**26**	**0**	**n/a**	**0.01**	**NP**
Sulfate (mg/L)	**GWA-21 (bg)**	**0.1423**	**98**	**92**	**Yes**	**22**	**4.545**	**n/a**	**0.01**	**NP**
Sulfate (mg/L)	**GWA-45 (bg)**	**3.909**	**93**	**92**	**Yes**	**22**	**0**	**n/a**	**0.01**	**NP**
Sulfate (mg/L)	**GWC-51**	**0.2266**	**132**	**92**	**Yes**	**22**	**45.45**	**n/a**	**0.01**	**NP**
Sulfate (mg/L)	**GWC-52**	**9.562**	**211**	**92**	**Yes**	**22**	**4.545**	**n/a**	**0.01**	**NP**
Sulfate (mg/L)	**GWC-53**	**4.205**	**133**	**92**	**Yes**	**22**	**0**	**n/a**	**0.01**	**NP**

Appendix III Trend Tests Summary - All Results

Plant Scherer Client: Southern Company Data: Scherer PAC-CCR Printed 3/28/2024, 12:25 PM

Constituent	Well	Slope	Calc.	Critical	Sig.	N	%NDs	Normality	Alpha	Method
Calcium (mg/L)	GWA-21 (bg)	-0.196	-64	-92	No	22	0	n/a	0.01	NP
Calcium (mg/L)	GWA-22 (bg)	0.3555	71	92	No	22	0	n/a	0.01	NP
Calcium (mg/L)	GWA-45 (bg)	-1.519	-84	-92	No	22	0	n/a	0.01	NP
Calcium (mg/L)	**GWA-46 (bg)**	**0.1484**	**96**	**92**	**Yes**	**22**	**0**	**n/a**	**0.01**	**NP**
Calcium (mg/L)	**GWA-47 (bg)**	**0.3132**	**123**	**92**	**Yes**	**22**	**0**	**n/a**	**0.01**	**NP**
Calcium (mg/L)	GWA-48 (bg)	0	10	92	No	22	0	n/a	0.01	NP
Calcium (mg/L)	GWA-49 (bg)	0	21	92	No	22	0	n/a	0.01	NP
Calcium (mg/L)	**GWC-29**	**1.297**	**182**	**92**	**Yes**	**22**	**0**	**n/a**	**0.01**	**NP**
Calcium (mg/L)	**GWC-51**	**0.1696**	**114**	**92**	**Yes**	**22**	**0**	**n/a**	**0.01**	**NP**
Calcium (mg/L)	**GWC-52**	**1.742**	**184**	**92**	**Yes**	**22**	**0**	**n/a**	**0.01**	**NP**
Chloride (mg/L)	**GWA-21 (bg)**	**0.1028**	**98**	**92**	**Yes**	**22**	**0**	**n/a**	**0.01**	**NP**
Chloride (mg/L)	**GWA-22 (bg)**	**-0.2417**	**-127**	**-92**	**Yes**	**22**	**0**	**n/a**	**0.01**	**NP**
Chloride (mg/L)	**GWA-45 (bg)**	**0.5219**	**134**	**92**	**Yes**	**22**	**0**	**n/a**	**0.01**	**NP**
Chloride (mg/L)	**GWA-46 (bg)**	**0.3588**	**181**	**92**	**Yes**	**22**	**0**	**n/a**	**0.01**	**NP**
Chloride (mg/L)	GWA-47 (bg)	0.01501	38	92	No	22	0	n/a	0.01	NP
Chloride (mg/L)	GWA-48 (bg)	0	-12	-87	No	21	0	n/a	0.01	NP
Chloride (mg/L)	GWA-49 (bg)	-0.01499	-48	-92	No	22	0	n/a	0.01	NP
Chloride (mg/L)	**GWC-51**	**0.2139**	**150**	**87**	**Yes**	**21**	**0**	**n/a**	**0.01**	**NP**
Chloride (mg/L)	**GWC-53**	**0.599**	**190**	**98**	**Yes**	**23**	**0**	**n/a**	**0.01**	**NP**
pH (S.U.)	GWA-21 (bg)	0.009645	54	105	No	24	0	n/a	0.01	NP
pH (S.U.)	GWA-22 (bg)	0.02941	79	111	No	25	0	n/a	0.01	NP
pH (S.U.)	GWA-45 (bg)	-0.0102	-62	-118	No	26	0	n/a	0.01	NP
pH (S.U.)	GWA-46 (bg)	0.006861	55	124	No	27	0	n/a	0.01	NP
pH (S.U.)	GWA-47 (bg)	0.008892	102	139	No	29	0	n/a	0.01	NP
pH (S.U.)	GWA-48 (bg)	0.01541	115	124	No	27	0	n/a	0.01	NP
pH (S.U.)	GWA-49 (bg)	0.01395	93	118	No	26	0	n/a	0.01	NP
pH (S.U.)	**GWC-29**	**0.05799**	**186**	**118**	**Yes**	**26**	**0**	**n/a**	**0.01**	**NP**
pH (S.U.)	GWC-52	0.001991	27	131	No	28	0	n/a	0.01	NP
pH (S.U.)	GWC-53	0.01165	66	118	No	26	0	n/a	0.01	NP
Sulfate (mg/L)	**GWA-21 (bg)**	**0.1423**	**98**	**92**	**Yes**	**22**	**4.545**	**n/a**	**0.01**	**NP**
Sulfate (mg/L)	GWA-22 (bg)	0	0	92	No	22	86.36	n/a	0.01	NP
Sulfate (mg/L)	**GWA-45 (bg)**	**3.909**	**93**	**92**	**Yes**	**22**	**0**	**n/a**	**0.01**	**NP**
Sulfate (mg/L)	GWA-46 (bg)	0	-5	-92	No	22	54.55	n/a	0.01	NP
Sulfate (mg/L)	GWA-47 (bg)	0	-7	-92	No	22	72.73	n/a	0.01	NP
Sulfate (mg/L)	GWA-48 (bg)	0.02874	47	92	No	22	0	n/a	0.01	NP
Sulfate (mg/L)	GWA-49 (bg)	0	-48	-92	No	22	54.55	n/a	0.01	NP
Sulfate (mg/L)	**GWC-51**	**0.2266**	**132**	**92**	**Yes**	**22**	**45.45**	**n/a**	**0.01**	**NP**
Sulfate (mg/L)	**GWC-52**	**9.562**	**211**	**92**	**Yes**	**22**	**4.545**	**n/a**	**0.01**	**NP**
Sulfate (mg/L)	**GWC-53**	**4.205**	**133**	**92**	**Yes**	**22**	**0**	**n/a**	**0.01**	**NP**

Sanitas™ v.10.0.16b Software licensed to . UG

Sen's Slope Estimator

GWA-21 (bg)

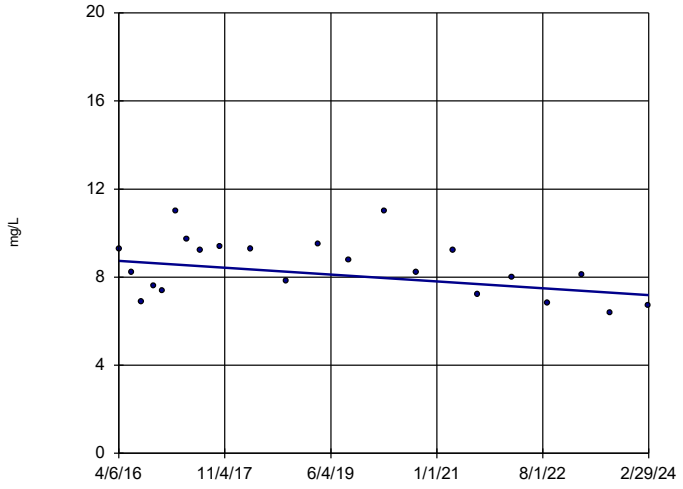

n = 22

Slope = -0.196 units per year.

Mann-Kendall statistic = -64 critical = -92

Trend not significant at 99% confidence level (α = 0.005 per tail).

Constituent: Calcium Analysis Run 3/28/2024 12:23 PM View: Appendix III - Trend Tests

Plant Scherer Client: Southern Company Data: Scherer PAC-CCR

Sanitas™ v.10.0.16b Software licensed to . UG

Sen's Slope Estimator

GWA-22 (bg)

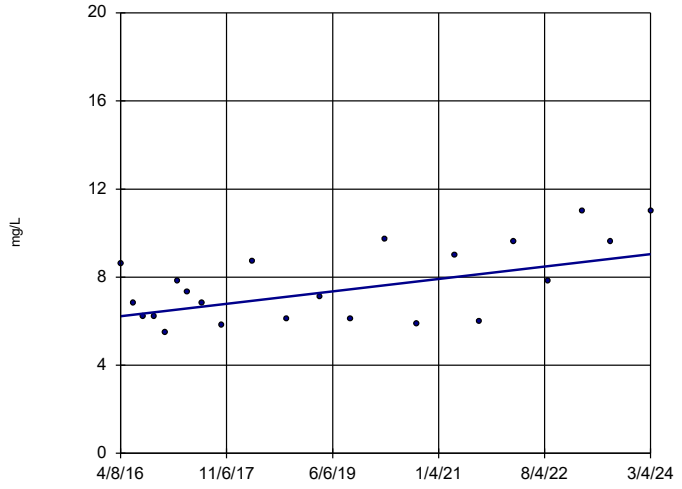

n = 22

Slope = 0.3555 units per year.

Mann-Kendall statistic = 71 critical = 92

Trend not significant at 99% confidence level (α = 0.005 per tail).

Constituent: Calcium Analysis Run 3/28/2024 12:23 PM View: Appendix III - Trend Tests

Plant Scherer Client: Southern Company Data: Scherer PAC-CCR

Sanitas™ v.10.0.16b Software licensed to . UG

Sen's Slope Estimator

GWA-45 (bg)

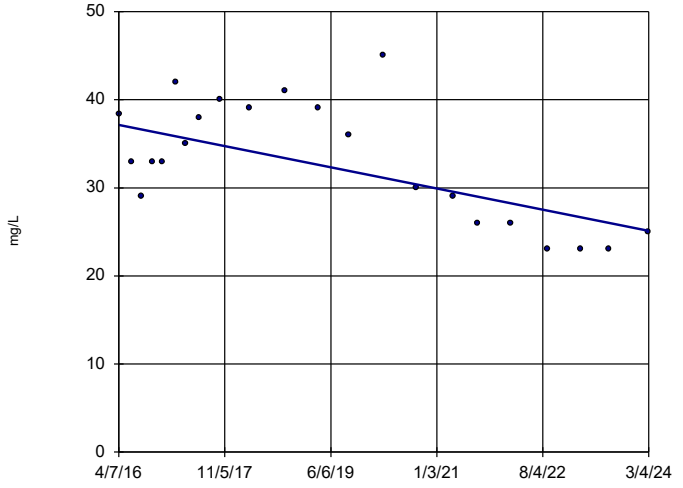

n = 22

Slope = -1.519 units per year.

Mann-Kendall statistic = -84 critical = -92

Trend not significant at 99% confidence level (α = 0.005 per tail).

Constituent: Calcium Analysis Run 3/28/2024 12:23 PM View: Appendix III - Trend Tests

Plant Scherer Client: Southern Company Data: Scherer PAC-CCR

Sanitas™ v.10.0.16b Software licensed to . UG

Sen's Slope Estimator

GWA-46 (bg)

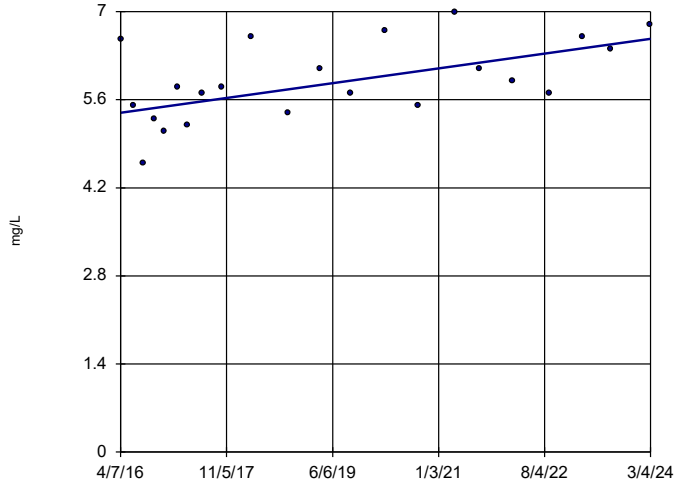

n = 22

Slope = 0.1484 units per year.

Mann-Kendall statistic = 96 critical = 92

Increasing trend significant at 99% confidence level (α = 0.005 per tail).

Constituent: Calcium Analysis Run 3/28/2024 12:23 PM View: Appendix III - Trend Tests

Plant Scherer Client: Southern Company Data: Scherer PAC-CCR

Sanitas™ v.10.0.16b Software licensed to . UG

Sen's Slope Estimator

GWA-47 (bg)

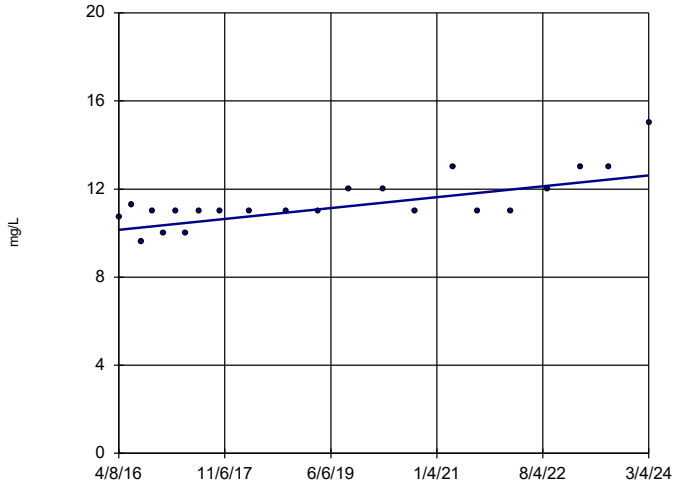

n = 22

Slope = 0.3132 units per year.

Mann-Kendall statistic = 123 critical = 92

Increasing trend significant at 99% confidence level (α = 0.005 per tail).

Constituent: Calcium Analysis Run 3/28/2024 12:23 PM View: Appendix III - Trend Tests

Plant Scherer Client: Southern Company Data: Scherer PAC-CCR

Sanitas™ v.10.0.16b Software licensed to . UG

Sen's Slope Estimator

GWA-48 (bg)

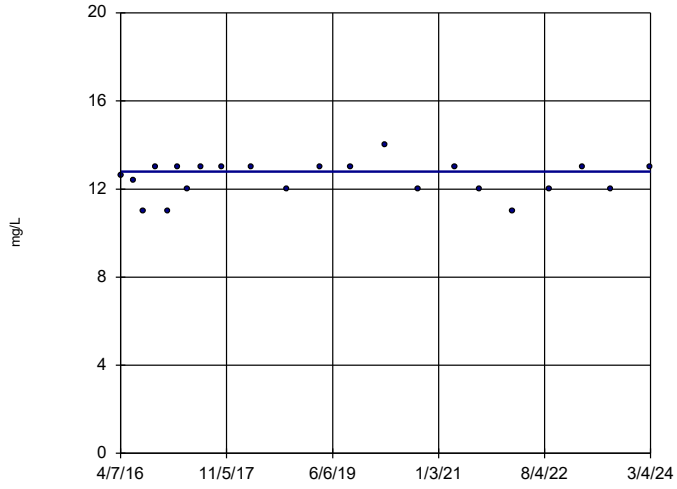

n = 22

Slope = 0 units per year.

Mann-Kendall statistic = 10 critical = 92

Trend not significant at 99% confidence level (α = 0.005 per tail).

Constituent: Calcium Analysis Run 3/28/2024 12:23 PM View: Appendix III - Trend Tests

Plant Scherer Client: Southern Company Data: Scherer PAC-CCR

Sanitas™ v.10.0.16b Software licensed to . UG

Sen's Slope Estimator

GWA-49 (bg)

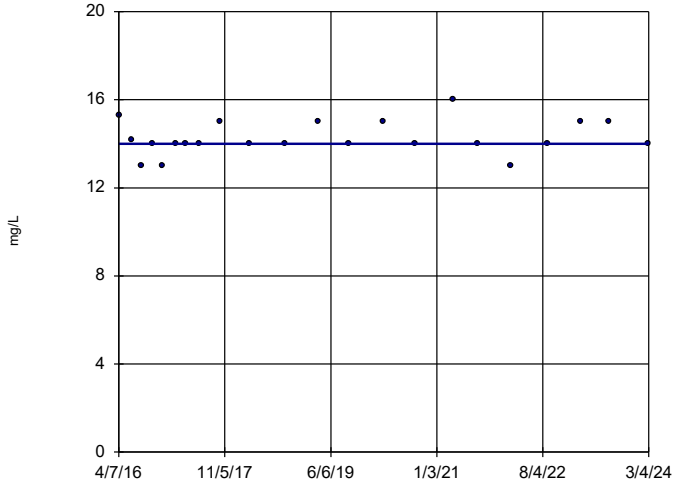

n = 22

Slope = 0 units per year.

Mann-Kendall statistic = 21 critical = 92

Trend not significant at 99% confidence level (α = 0.005 per tail).

Constituent: Calcium Analysis Run 3/28/2024 12:23 PM View: Appendix III - Trend Tests

Plant Scherer Client: Southern Company Data: Scherer PAC-CCR

Sanitas™ v.10.0.16b Software licensed to . UG

Sen's Slope Estimator

GWC-29

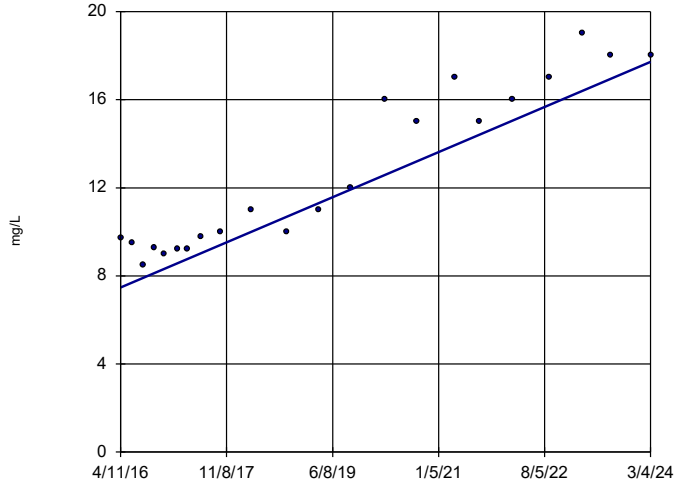

n = 22

Slope = 1.297 units per year.

Mann-Kendall statistic = 182 critical = 92

Increasing trend significant at 99% confidence level (α = 0.005 per tail).

Constituent: Calcium Analysis Run 3/28/2024 12:23 PM View: Appendix III - Trend Tests

Plant Scherer Client: Southern Company Data: Scherer PAC-CCR

Sanitas™ v.10.0.16b Software licensed to . UG

Sen's Slope Estimator

GWC-51

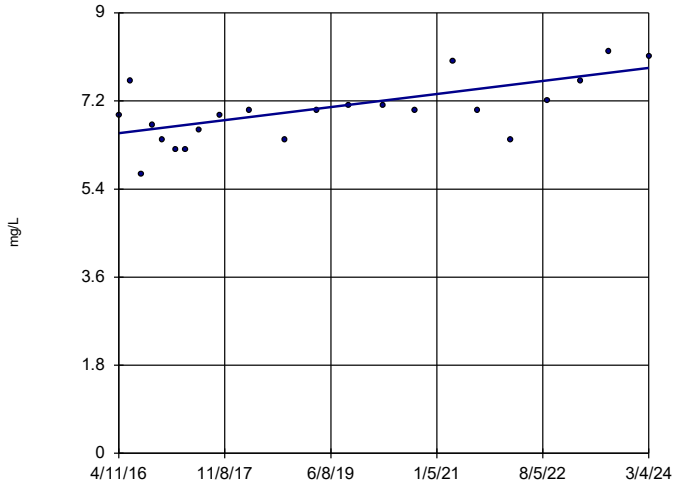

n = 22

Slope = 0.1696 units per year.

Mann-Kendall statistic = 114 critical = 92

Increasing trend significant at 99% confidence level (α = 0.005 per tail).

Constituent: Calcium Analysis Run 3/28/2024 12:23 PM View: Appendix III - Trend Tests

Plant Scherer Client: Southern Company Data: Scherer PAC-CCR

Sanitas™ v.10.0.16b Software licensed to . UG

Sen's Slope Estimator

GWC-52

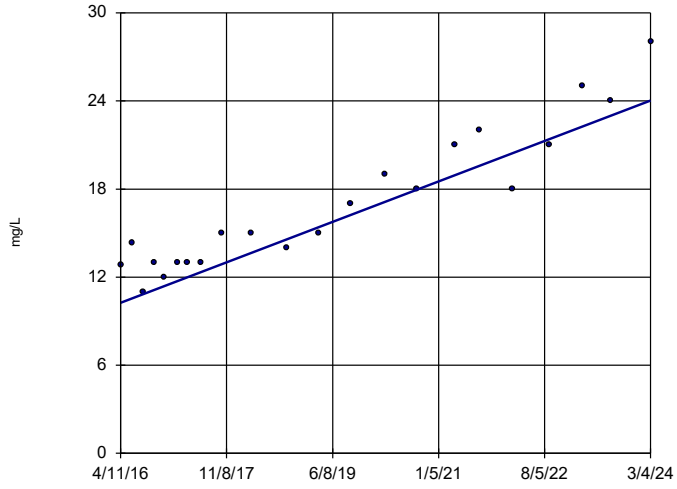

n = 22

Slope = 1.742 units per year.

Mann-Kendall statistic = 184 critical = 92

Increasing trend significant at 99% confidence level (α = 0.005 per tail).

Constituent: Calcium Analysis Run 3/28/2024 12:23 PM View: Appendix III - Trend Tests

Plant Scherer Client: Southern Company Data: Scherer PAC-CCR

Sanitas™ v.10.0.16b Software licensed to . UG

Sen's Slope Estimator

GWA-21 (bg)

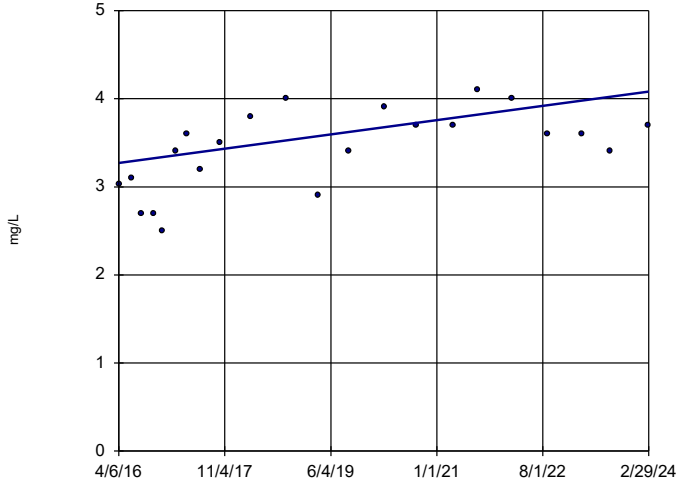

n = 22

Slope = 0.1028 units per year.

Mann-Kendall statistic = 98 critical = 92

Increasing trend significant at 99% confidence level (α = 0.005 per tail).

Constituent: Chloride Analysis Run 3/28/2024 12:23 PM View: Appendix III - Trend Tests

Plant Scherer Client: Southern Company Data: Scherer PAC-CCR

Sanitas™ v.10.0.16b Software licensed to . UG

Sen's Slope Estimator

GWA-22 (bg)

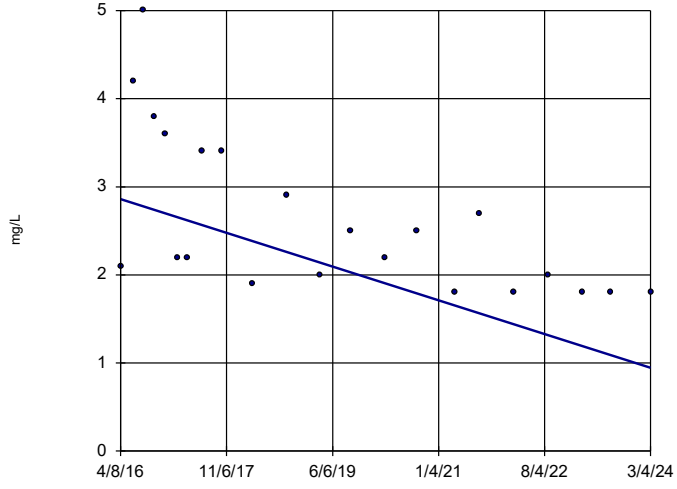

n = 22

Slope = -0.2417 units per year.

Mann-Kendall statistic = -127 critical = -92

Decreasing trend significant at 99% confidence level (α = 0.005 per tail).

Constituent: Chloride Analysis Run 3/28/2024 12:23 PM View: Appendix III - Trend Tests

Plant Scherer Client: Southern Company Data: Scherer PAC-CCR

Sanitas™ v.10.0.16b Software licensed to . UG

Sen's Slope Estimator

GWA-45 (bg)

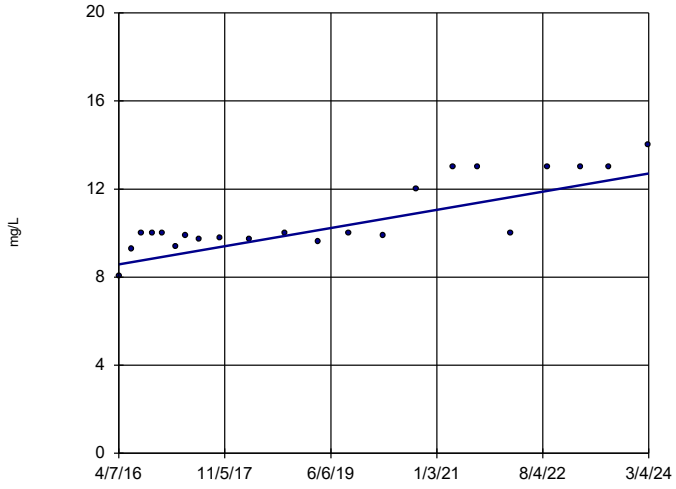

n = 22

Slope = 0.5219 units per year.

Mann-Kendall statistic = 134 critical = 92

Increasing trend significant at 99% confidence level (α = 0.005 per tail).

Constituent: Chloride Analysis Run 3/28/2024 12:23 PM View: Appendix III - Trend Tests

Plant Scherer Client: Southern Company Data: Scherer PAC-CCR

Sanitas™ v.10.0.16b Software licensed to . UG

Sen's Slope Estimator

GWA-46 (bg)

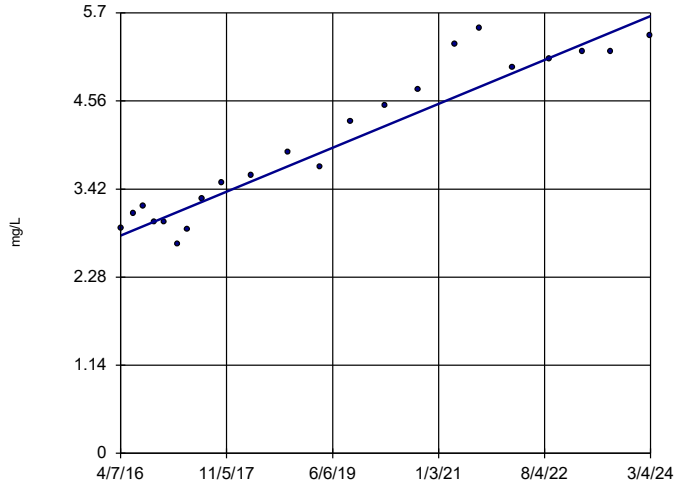

n = 22

Slope = 0.3588 units per year.

Mann-Kendall statistic = 181 critical = 92

Increasing trend significant at 99% confidence level (α = 0.005 per tail).

Constituent: Chloride Analysis Run 3/28/2024 12:23 PM View: Appendix III - Trend Tests

Plant Scherer Client: Southern Company Data: Scherer PAC-CCR

Sanitas™ v.10.0.16b Software licensed to . UG

Sen's Slope Estimator

GWA-47 (bg)

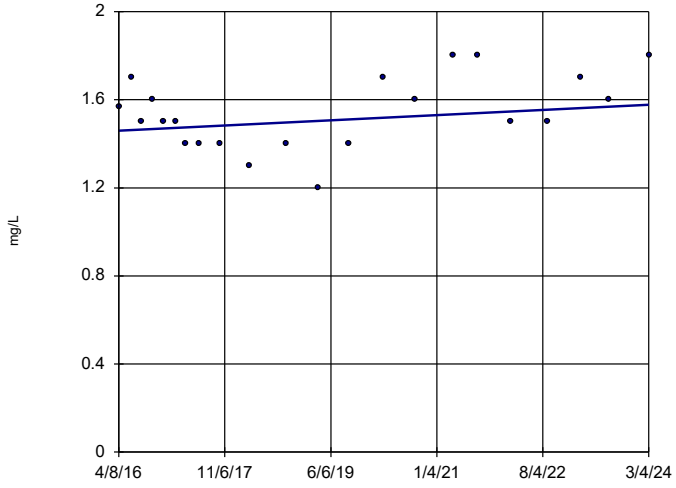

n = 22

Slope = 0.01501 units per year.

Mann-Kendall statistic = 38 critical = 92

Trend not significant at 99% confidence level (α = 0.005 per tail).

Constituent: Chloride Analysis Run 3/28/2024 12:23 PM View: Appendix III - Trend Tests

Plant Scherer Client: Southern Company Data: Scherer PAC-CCR

Sanitas™ v.10.0.16b Software licensed to . UG

Sen's Slope Estimator

GWA-48 (bg)

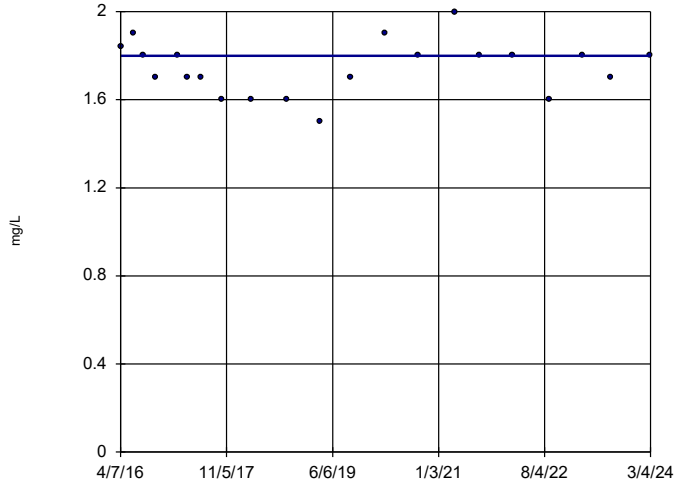

n = 21

Slope = 0 units per year.

Mann-Kendall statistic = -12 critical = -87

Trend not significant at 99% confidence level (α = 0.005 per tail).

Constituent: Chloride Analysis Run 3/28/2024 12:23 PM View: Appendix III - Trend Tests

Plant Scherer Client: Southern Company Data: Scherer PAC-CCR

Sanitas™ v.10.0.16b Software licensed to . UG

Sen's Slope Estimator

GWA-49 (bg)

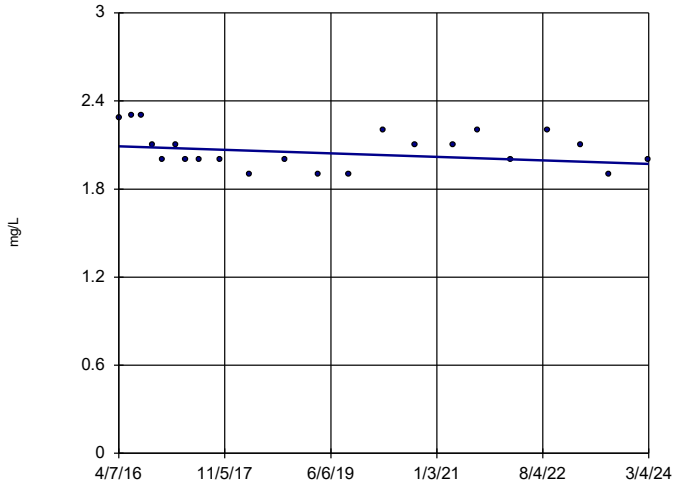

n = 22

Slope = -0.01499 units per year.

Mann-Kendall statistic = -48 critical = -92

Trend not significant at 99% confidence level (α = 0.005 per tail).

Constituent: Chloride Analysis Run 3/28/2024 12:23 PM View: Appendix III - Trend Tests

Plant Scherer Client: Southern Company Data: Scherer PAC-CCR

Sanitas™ v.10.0.16b Software licensed to . UG

Sen's Slope Estimator

GWC-51

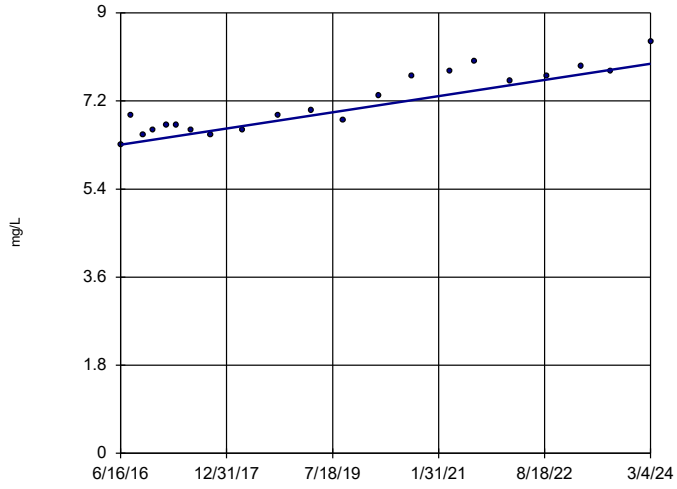

n = 21

Slope = 0.2139 units per year.

Mann-Kendall statistic = 150 critical = 87

Increasing trend significant at 99% confidence level (α = 0.005 per tail).

Constituent: Chloride Analysis Run 3/28/2024 12:23 PM View: Appendix III - Trend Tests

Plant Scherer Client: Southern Company Data: Scherer PAC-CCR

Sanitas™ v.10.0.16b Software licensed to . UG

Sen's Slope Estimator

GWC-53

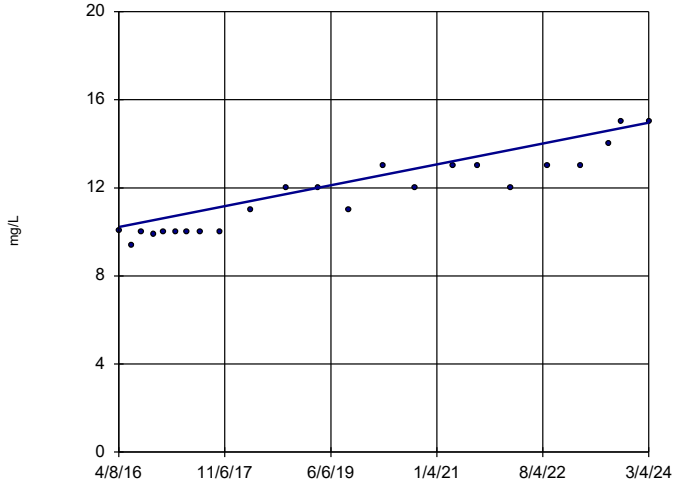

n = 23

Slope = 0.599 units per year.

Mann-Kendall statistic = 190 critical = 98

Increasing trend significant at 99% confidence level (α = 0.005 per tail).

Constituent: Chloride Analysis Run 3/28/2024 12:23 PM View: Appendix III - Trend Tests

Plant Scherer Client: Southern Company Data: Scherer PAC-CCR

Sanitas™ v.10.0.16b Software licensed to . UG

Sen's Slope Estimator

GWA-21 (bg)

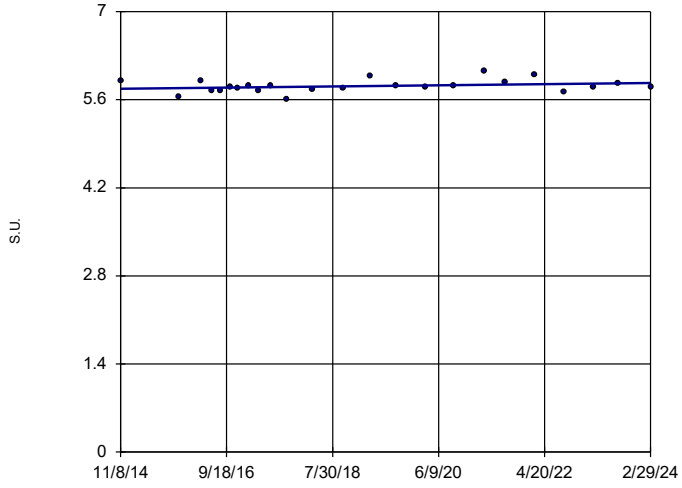

n = 24

Slope = 0.009645 units per year.

Mann-Kendall statistic = 54 critical = 105

Trend not significant at 99% confidence level (α = 0.005 per tail).

Constituent: pH Analysis Run 3/28/2024 12:23 PM View: Appendix III - Trend Tests

Plant Scherer Client: Southern Company Data: Scherer PAC-CCR

Sanitas™ v.10.0.16b Software licensed to . UG

Sen's Slope Estimator

GWA-22 (bg)

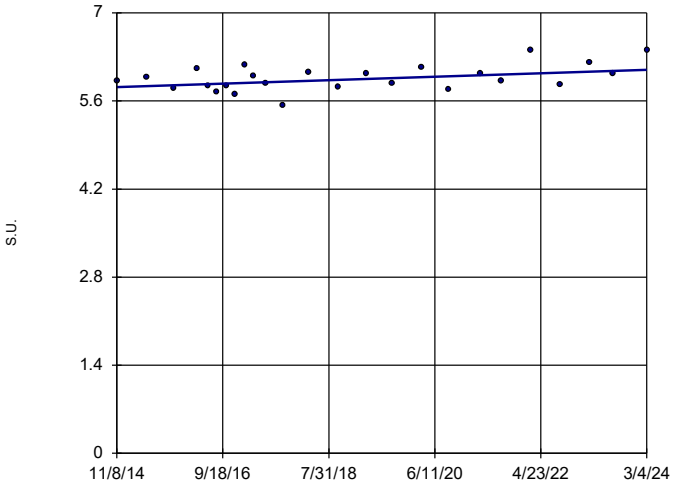

n = 25

Slope = 0.02941 units per year.

Mann-Kendall statistic = 79 critical = 111

Trend not significant at 99% confidence level (α = 0.005 per tail).

Constituent: pH Analysis Run 3/28/2024 12:24 PM View: Appendix III - Trend Tests

Plant Scherer Client: Southern Company Data: Scherer PAC-CCR

Sanitas™ v.10.0.16b Software licensed to . UG

Sen's Slope Estimator

GWA-45 (bg)

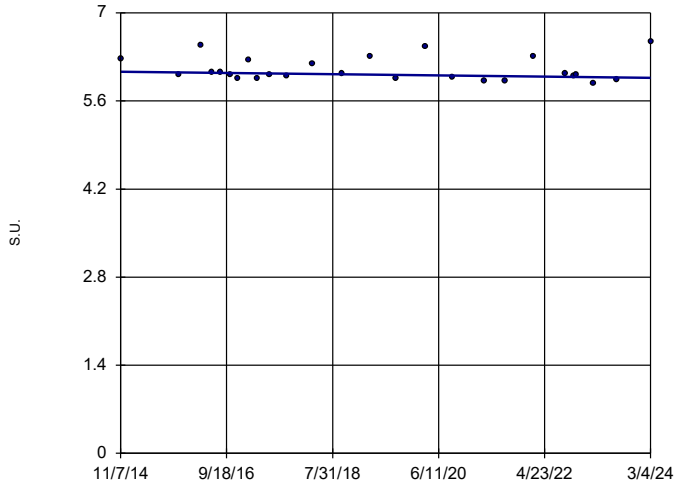

n = 26

Slope = -0.0102 units per year.

Mann-Kendall statistic = -62 critical = -118

Trend not significant at 99% confidence level (α = 0.005 per tail).

Constituent: pH Analysis Run 3/28/2024 12:24 PM View: Appendix III - Trend Tests

Plant Scherer Client: Southern Company Data: Scherer PAC-CCR

Sanitas™ v.10.0.16b Software licensed to . UG

Sen's Slope Estimator

GWA-46 (bg)

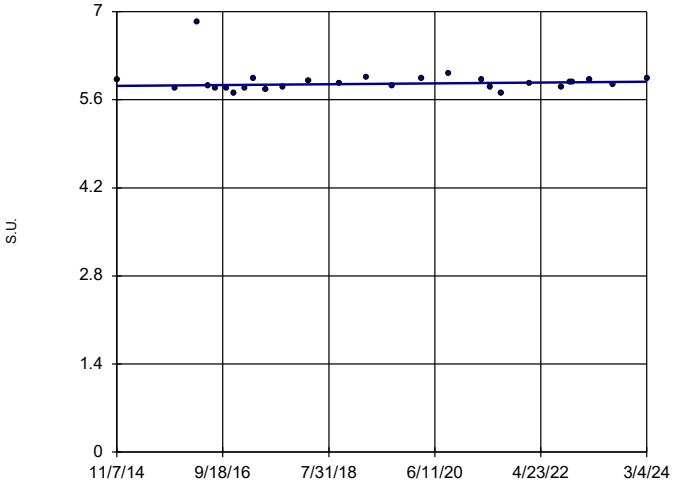

n = 27

Slope = 0.006861 units per year.

Mann-Kendall statistic = 55 critical = 124

Trend not significant at 99% confidence level (α = 0.005 per tail).

Constituent: pH Analysis Run 3/28/2024 12:24 PM View: Appendix III - Trend Tests

Plant Scherer Client: Southern Company Data: Scherer PAC-CCR

Sanitas™ v.10.0.16b Software licensed to . UG

Sen's Slope Estimator

GWA-47 (bg)

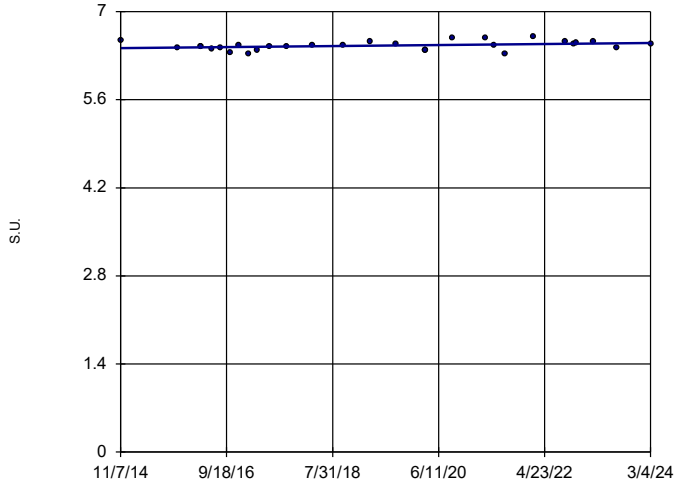

n = 29

Slope = 0.008892 units per year.

Mann-Kendall statistic = 102 critical = 139

Trend not significant at 99% confidence level (α = 0.005 per tail).

Constituent: pH Analysis Run 3/28/2024 12:24 PM View: Appendix III - Trend Tests

Plant Scherer Client: Southern Company Data: Scherer PAC-CCR

Sanitas™ v.10.0.16b Software licensed to . UG

Sen's Slope Estimator

GWA-48 (bg)

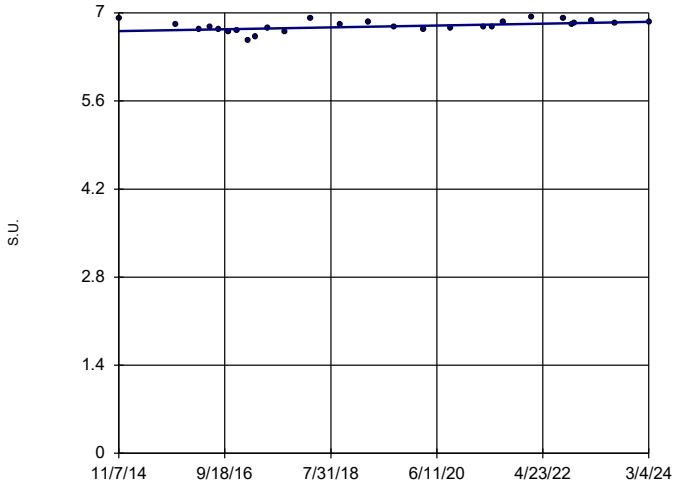

n = 27

Slope = 0.01541 units per year.

Mann-Kendall statistic = 115 critical = 124

Trend not significant at 99% confidence level (α = 0.005 per tail).

Constituent: pH Analysis Run 3/28/2024 12:24 PM View: Appendix III - Trend Tests

Plant Scherer Client: Southern Company Data: Scherer PAC-CCR

Sanitas™ v.10.0.16b Software licensed to . UG

Sen's Slope Estimator

GWA-49 (bg)

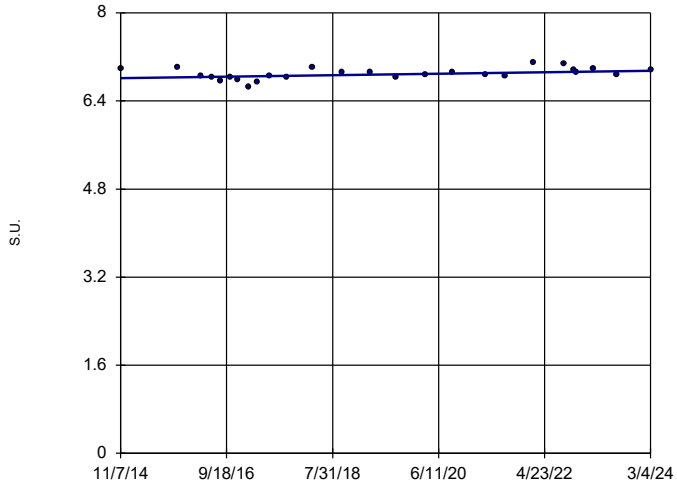

n = 26

Slope = 0.01395 units per year.

Mann-Kendall statistic = 93 critical = 118

Trend not significant at 99% confidence level (α = 0.005 per tail).

Constituent: pH Analysis Run 3/28/2024 12:24 PM View: Appendix III - Trend Tests

Plant Scherer Client: Southern Company Data: Scherer PAC-CCR

Sanitas™ v.10.0.16b Software licensed to . UG

Sen's Slope Estimator

GWC-29

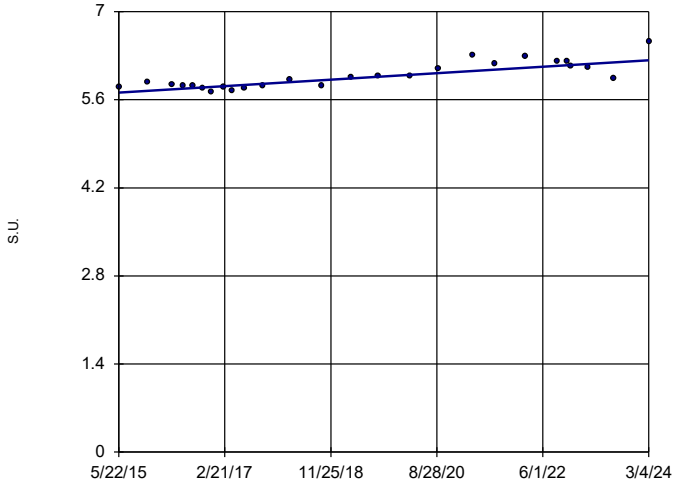

n = 26

Slope = 0.05799 units per year.

Mann-Kendall statistic = 186 critical = 118

Increasing trend significant at 99% confidence level (α = 0.005 per tail).

Constituent: pH Analysis Run 3/28/2024 12:24 PM View: Appendix III - Trend Tests

Plant Scherer Client: Southern Company Data: Scherer PAC-CCR

Sanitas™ v.10.0.16b Software licensed to . UG

Sen's Slope Estimator

GWC-52

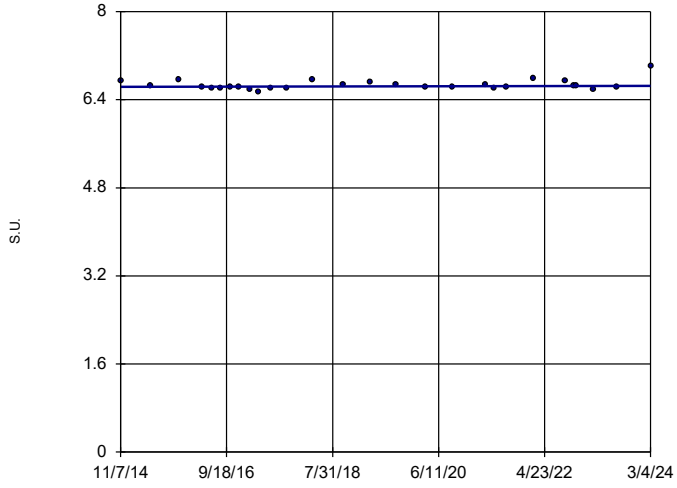

n = 28

Slope = 0.001991 units per year.

Mann-Kendall statistic = 27 critical = 131

Trend not significant at 99% confidence level (α = 0.005 per tail).

Constituent: pH Analysis Run 3/28/2024 12:24 PM View: Appendix III - Trend Tests

Plant Scherer Client: Southern Company Data: Scherer PAC-CCR

Sanitas™ v.10.0.16b Software licensed to . UG

Sen's Slope Estimator

GWC-53

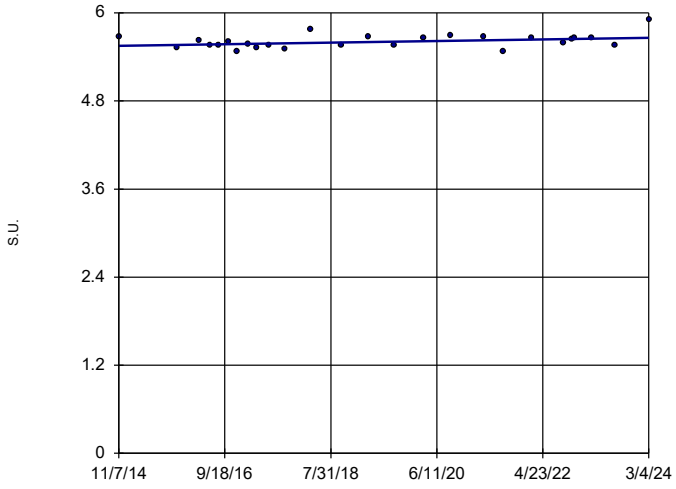

n = 26

Slope = 0.01165 units per year.

Mann-Kendall statistic = 66 critical = 118

Trend not significant at 99% confidence level (α = 0.005 per tail).

Constituent: pH Analysis Run 3/28/2024 12:24 PM View: Appendix III - Trend Tests

Plant Scherer Client: Southern Company Data: Scherer PAC-CCR

Sanitas™ v.10.0.16b Software licensed to . UG

Hollow symbols indicate censored values.

Sen's Slope Estimator

GWA-21 (bg)

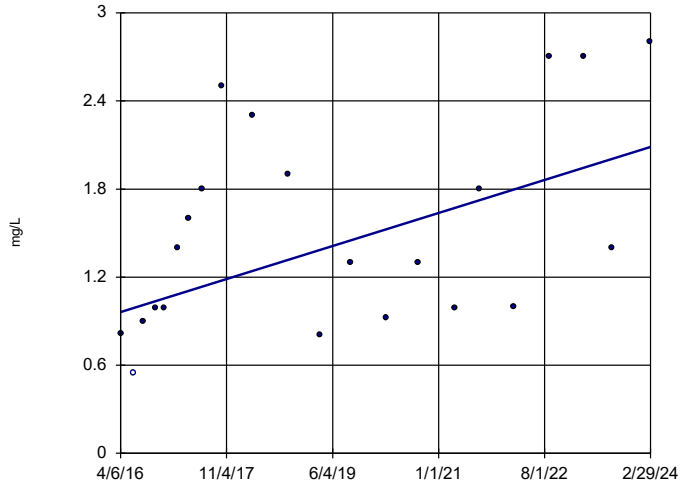

n = 22

Slope = 0.1423 units per year.

Mann-Kendall statistic = 98 critical = 92

Increasing trend significant at 99% confidence level (α = 0.005 per tail).

Constituent: Sulfate Analysis Run 3/28/2024 12:24 PM View: Appendix III - Trend Tests

Plant Scherer Client: Southern Company Data: Scherer PAC-CCR

Sanitas™ v.10.0.16b Software licensed to . UG

Hollow symbols indicate censored values.

Sen's Slope Estimator

GWA-22 (bg)

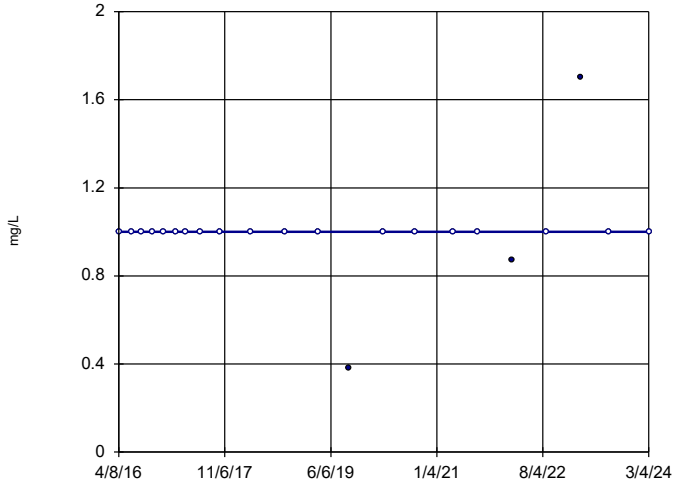

n = 22

Slope = 0 units per year.

Mann-Kendall statistic = 0 critical = 92

Trend not significant at 99% confidence level (α = 0.005 per tail).

Constituent: Sulfate Analysis Run 3/28/2024 12:24 PM View: Appendix III - Trend Tests

Plant Scherer Client: Southern Company Data: Scherer PAC-CCR

Sanitas™ v.10.0.16b Software licensed to . UG

Sen's Slope Estimator

GWA-45 (bg)

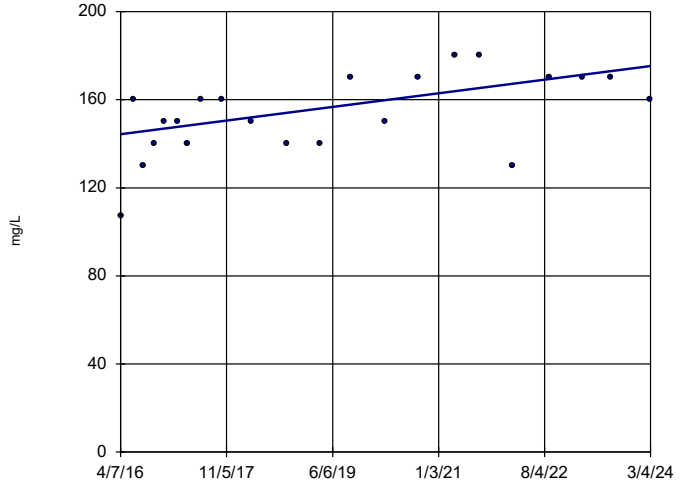

n = 22

Slope = 3.909 units per year.

Mann-Kendall statistic = 93 critical = 92

Increasing trend significant at 99% confidence level (α = 0.005 per tail).

Constituent: Sulfate Analysis Run 3/28/2024 12:24 PM View: Appendix III - Trend Tests

Plant Scherer Client: Southern Company Data: Scherer PAC-CCR

Sanitas™ v.10.0.16b Software licensed to . UG
Hollow symbols indicate censored values.

Sen's Slope Estimator

GWA-46 (bg)

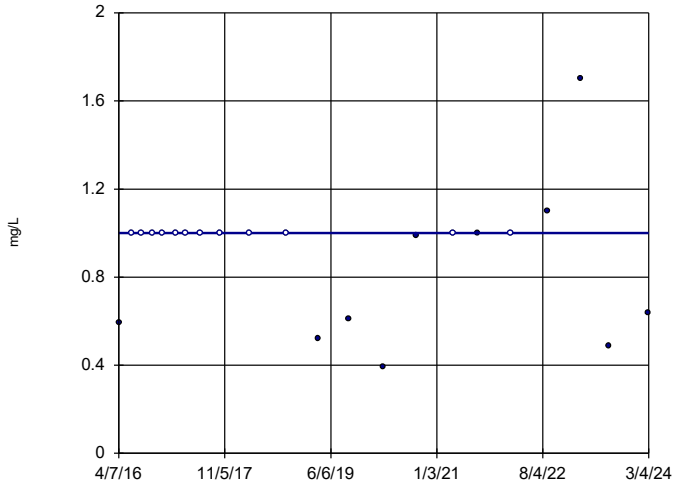

n = 22

Slope = 0
units per year.

Mann-Kendall
statistic = -5
critical = -92

Trend not sig-
nificant at 99%
confidence level
(α = 0.005 per
tail).

Constituent: Sulfate Analysis Run 3/28/2024 12:24 PM View: Appendix III - Trend Tests
Plant Scherer Client: Southern Company Data: Scherer PAC-CCR

Sanitas™ v.10.0.16b Software licensed to . UG
Hollow symbols indicate censored values.

Sen's Slope Estimator

GWA-47 (bg)

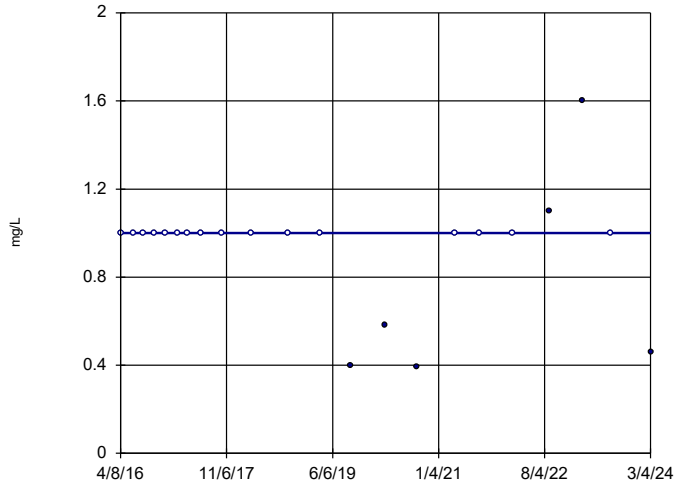

n = 22

Slope = 0
units per year.

Mann-Kendall
statistic = -7
critical = -92

Trend not sig-
nificant at 99%
confidence level
(α = 0.005 per
tail).

Constituent: Sulfate Analysis Run 3/28/2024 12:24 PM View: Appendix III - Trend Tests
Plant Scherer Client: Southern Company Data: Scherer PAC-CCR

Sanitas™ v.10.0.16b Software licensed to . UG

Sen's Slope Estimator

GWA-48 (bg)

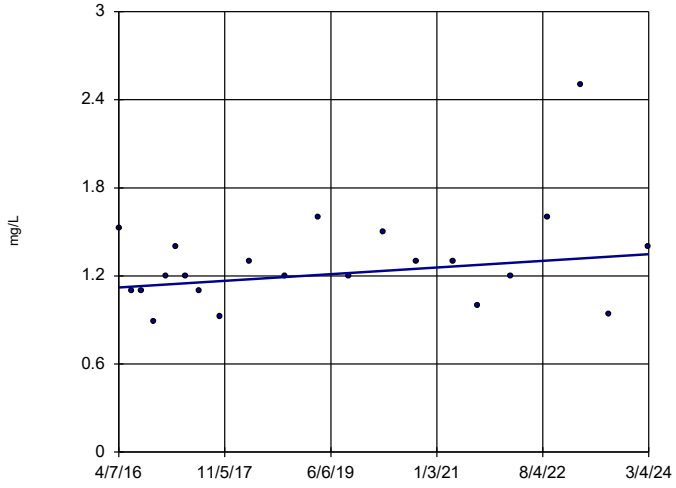

n = 22

Slope = 0.02874
units per year.

Mann-Kendall
statistic = 47
critical = 92

Trend not sig-
nificant at 99%
confidence level
(α = 0.005 per
tail).

Constituent: Sulfate Analysis Run 3/28/2024 12:24 PM View: Appendix III - Trend Tests
Plant Scherer Client: Southern Company Data: Scherer PAC-CCR

Sanitas™ v.10.0.16b Software licensed to . UG
Hollow symbols indicate censored values.

Sen's Slope Estimator

GWA-49 (bg)

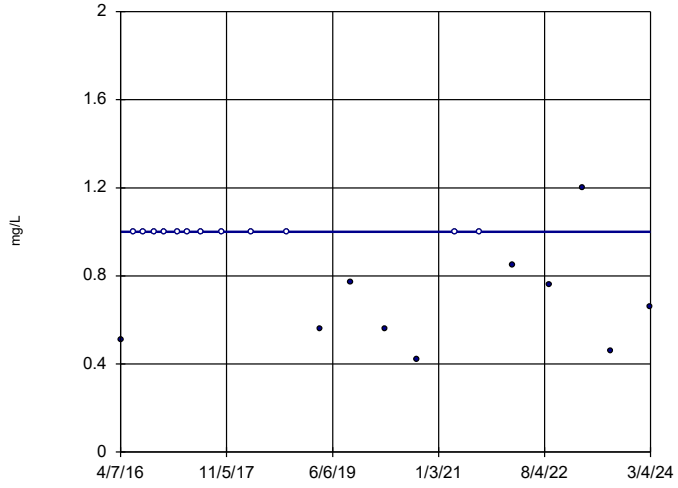

n = 22

Slope = 0
units per year.

Mann-Kendall
statistic = -48
critical = -92

Trend not sig-
nificant at 99%
confidence level
(α = 0.005 per
tail).

Constituent: Sulfate Analysis Run 3/28/2024 12:24 PM View: Appendix III - Trend Tests
Plant Scherer Client: Southern Company Data: Scherer PAC-CCR

Sanitas™ v.10.0.16b Software licensed to . UG
Hollow symbols indicate censored values.

Sen's Slope Estimator

GWC-51

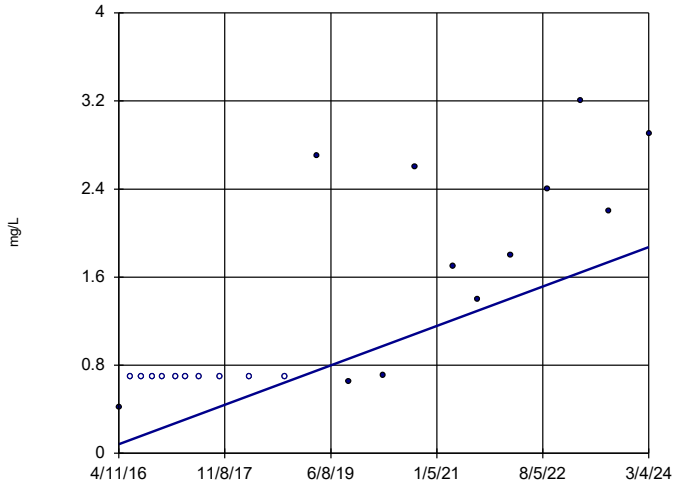

n = 22

Slope = 0.2266 units per year.

Mann-Kendall statistic = 132
critical = 92

Increasing trend significant at 99% confidence level (α = 0.005 per tail).

Constituent: Sulfate Analysis Run 3/28/2024 12:24 PM View: Appendix III - Trend Tests
Plant Scherer Client: Southern Company Data: Scherer PAC-CCR

Sanitas™ v.10.0.16b Software licensed to . UG
Hollow symbols indicate censored values.

Sen's Slope Estimator

GWC-52

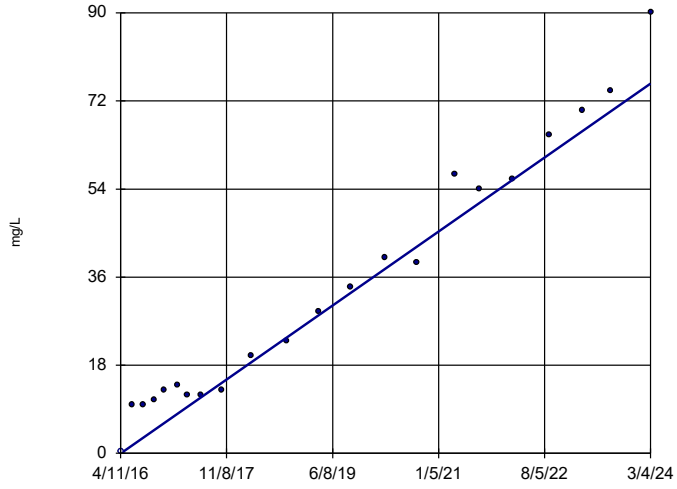

n = 22

Slope = 9.562 units per year.

Mann-Kendall statistic = 211
critical = 92

Increasing trend significant at 99% confidence level (α = 0.005 per tail).

Constituent: Sulfate Analysis Run 3/28/2024 12:24 PM View: Appendix III - Trend Tests
Plant Scherer Client: Southern Company Data: Scherer PAC-CCR

Sanitas™ v.10.0.16b Software licensed to . UG

Sen's Slope Estimator

GWC-53

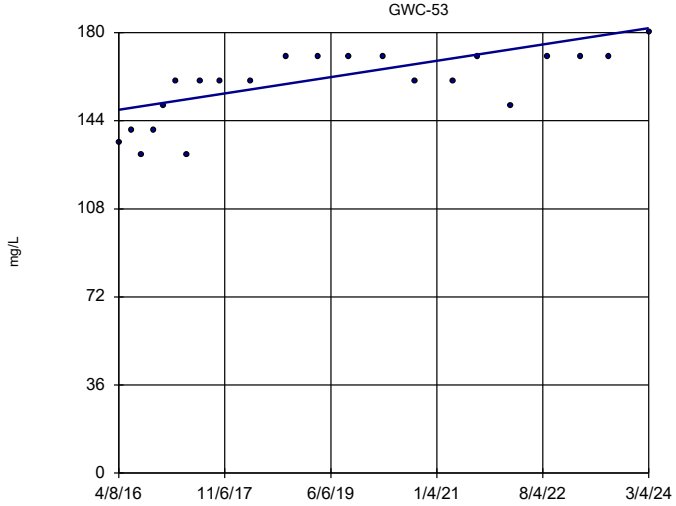

n = 22

Slope = 4.205 units per year.

Mann-Kendall statistic = 133
critical = 92

Increasing trend significant at 99% confidence level (α = 0.005 per tail).

Constituent: Sulfate Analysis Run 3/28/2024 12:24 PM View: Appendix III - Trend Tests
Plant Scherer Client: Southern Company Data: Scherer PAC-CCR

FIGURE J.

Appendix III Intrawell Prediction Limits - May 2024 Resample - All Results (No Significant)

Plant Scherer Client: Southern Company Data: Scherer PAC-CCR Printed 6/24/2024, 10:08 AM

Constituent	Well	Upper Lim.	Lower Lim.	Date	Observ.	Sig.	Bg N	Bg Mean	Std. Dev.	%NDs	ND Adj.	Transform	Alpha	Method
Chloride (mg/L)	GWC-53	13	n/a	5/20/2024	13	No	19	n/a	n/a	0	n/a	n/a	0.004832	NP Intra (normality) 1 of 2
pH (S.U.)	GWC-53	5.752	5.445	5/20/2024	5.6	No	23	5.598	0.07608	0	None	No	0.000752	Param Intra 1 of 2

Within Limit

Prediction Limit

Intrawell Non-parametric

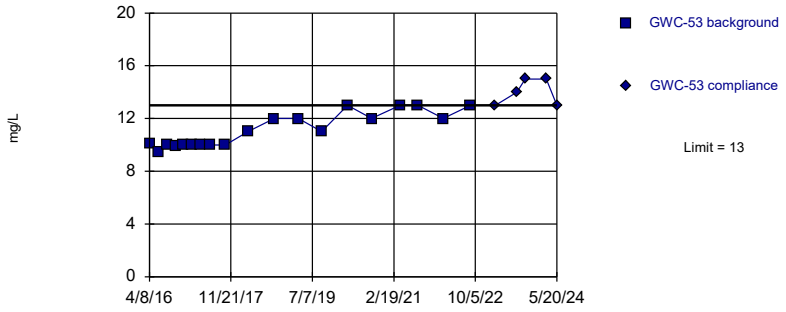

Non-parametric test used in lieu of parametric prediction limit because the Shapiro Wilk normality test showed the data to be non-normal at the 0.05 alpha level. Limit is highest of 19 background values. Well-constituent pair annual alpha = 0.009641. Individual comparison alpha = 0.004832 (1 of 2).

Constituent: Chloride Analysis Run 6/24/2024 9:59 AM View: Appendix III - Intrawell Resample
Plant Scherer Client: Southern Company Data: Scherer PAC-CCR

Sanitas™ v.10.0.19a Software licensed to . UG

Within Limits

Prediction Limit

Intrawell Parametric

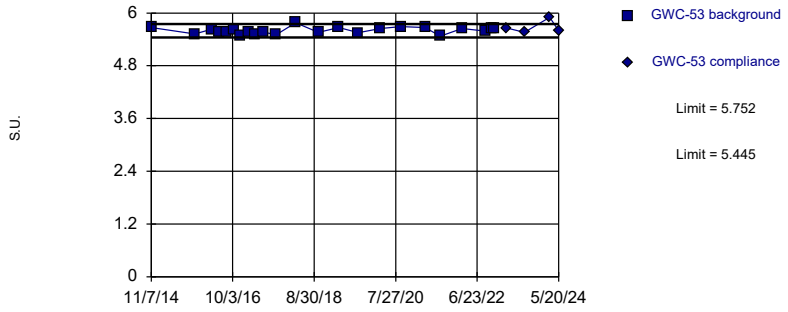

Background Data Summary: Mean=5.598, Std. Dev.=0.07608, n=23. Normality test: Shapiro Wilk @alpha = 0.01, calculated = 0.9627, critical = 0.881. Kappa = 2.017 (c=7, w=5, 1 of 2, event alpha = 0.05132). Report alpha = 0.001504.

Constituent: pH Analysis Run 6/24/2024 9:59 AM View: Appendix III - Intrawell Resample
Plant Scherer Client: Southern Company Data: Scherer PAC-CCR

Prediction Limit

Constituent: Chloride (mg/L) Analysis Run 6/24/2024 10:08 AM View: Appendix III - Intrawell Resample

Plant Scherer Client: Southern Company Data: Scherer PAC-CCR

	GWC-53	GWC-53
4/8/2016	10.065	
6/16/2016	9.4	
8/11/2016	10	
10/13/2016	9.9	
12/6/2016	10	
2/13/2017	10	
4/11/2017	10	
6/24/2017	10	
10/11/2017	10	
3/26/2018	11	
10/4/2018	12	
3/28/2019	12	
9/12/2019	11	
3/19/2020	13	
9/11/2020	12	
4/6/2021	13	
8/13/2021	13	
2/14/2022	12	
8/31/2022	13	
2/28/2023		13
8/3/2023		14
10/4/2023		15 (R)
3/4/2024		15
5/20/2024		13 (R)

Prediction Limit

Constituent: pH (S.U.) Analysis Run 6/24/2024 10:08 AM View: Appendix III - Intrawell Resample

Plant Scherer Client: Southern Company Data: Scherer PAC-CCR

	GWC-53	GWC-53
11/7/2014	5.67	
5/25/2015	7.725 (oD)	
11/13/2015	5.52	
4/8/2016	5.63	
6/16/2016	5.56	
8/11/2016	5.56	
10/13/2016	5.61	
12/6/2016	5.48	
2/13/2017	5.57	
4/11/2017	5.52	
6/26/2017	5.56	
10/11/2017	5.51	
3/26/2018	5.78	
10/4/2018	5.56	
3/28/2019	5.67	
9/13/2019	5.55	
3/19/2020	5.65	
9/11/2020	5.69	
4/6/2021	5.67	
8/13/2021	5.47	
2/14/2022	5.65	
8/31/2022	5.59	
10/25/2022	5.64	
11/16/2022	5.65	
2/28/2023		5.66
8/3/2023		5.56
3/4/2024		5.9
5/20/2024		5.6 (R)

APPENDIX F

Alternate Source Demonstration

REPORT

Alternate Source Demonstration

Plant Scherer Cell 1 and PAC Ash Cell Permit No. 102.009D(CCR)
2023 Second Semi-Annual Event

Submitted to:

Georgia Power Company
241 Ralph McGill Boulevard NE, Atlanta, Georgia 30308

Submitted by:

WSP USA, Inc.
5170 Peachtree Road Building 100 Suite 300, Atlanta, Georgia, USA 30341
+1 770 496-1893

April 28, 2024

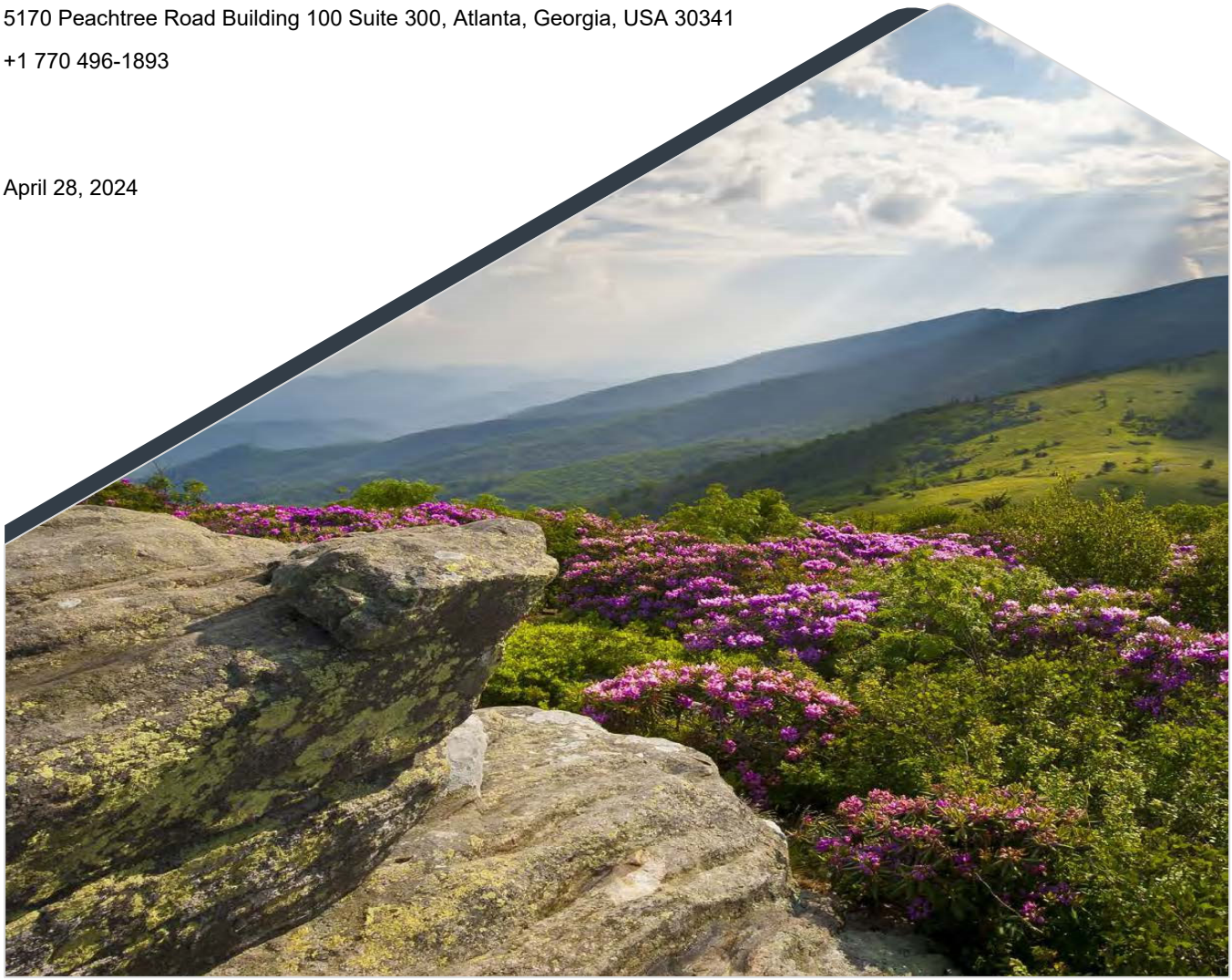

Table of Contents

CERTIFICATION **1**

1.0 INTRODUCTION **2**

2.0 SITE DESCRIPTION **2**

3.0 EVALUATION OF ANALYTICAL RESULTS & STATISTICAL ANALYSES **2**

3.1 Statistical Analysis Method 3

3.2 Statistical Analysis Results 3

4.0 ALTERNATE SOURCE DEMONSTRATION **4**

4.1 Barium, Calcium, Sulfate, and TDS at GWC-4 4

4.2 Calcium at GWC-8A, GWC-19, and GWC-20 5

4.3 Chloride at GWC-53 6

5.0 CONCLUSIONS **7**

6.0 REFERENCES **8**

Tables & Figures

Table 1: Summary of Statistically Significant Increases – 2023 Second Semi-Annual Event
Table 2: Saturation Indices - 2023 Second Semi-Annual Event

Figure 1: Site Location Map
Figure 2: Potentiometric Surface Map – Cell 1 (July 31, 2023)
Figure 3: Potentiometric Surface Map – PAC Ash Cell (July 31, 2023)
Figure 4: Cell 1 Hydrograph – GWC-4
Figure 5: Barium and Calcium in Groundwater at GWC-4
Figure 6: Sulfate and TDS in Groundwater at GWC-4
Figure 7: Boron and Chloride in Groundwater at GWC-4
Figure 8: Calcium and Sulfate in Groundwater at GWC-8A
Figure 9: GWC-8A, GWC-19, GWC-20, and Upgradient Groundwater Chemistry Piper Trilinear Diagram
Figure 10: Chloride in Groundwater at GWC-53

Certification

This *Alternate Source Demonstration, Plant Scherer Cell 1 and PAC Ash Cell Permit No. 102-009D(CCR), 2023 Second Semi-Annual Monitoring Event,* has been prepared in compliance with the United States Environmental Protection Agency Coal Combustion Residual Rule (40 Code of Federal Regulations [CFR] 257 Subpart D), specifically § 257.90(e), and the Georgia Environmental Protection Division Rules for Solid Waste Management 391-3-4-.10 by a qualified groundwater scientist or engineer with WSP USA Inc. I hereby certify that I am a qualified groundwater scientist, in accordance with the Georgia Rules of Solid Waste Management 391-3-4-.01.

WSP USA Inc. certifies that monitored constituents were below the applicable Georgia maximum contaminant levels.

WSP USA Inc.



Dawn L. Prell, CPG
Technical Principal, Hydrogeologist

Rhonda N. Quinn, PG
Senior Geologist, Registered Professional Geologist No. 1031

Mark T. Prytula, PhD, PE
Georgia Registered Professional Engineer No. 026729

1.0 INTRODUCTION

This Alternate Source Demonstration (ASD) has been prepared on behalf of Georgia Power Company (Georgia Power) by WSP USA, Inc. (WSP) in accordance with 40 CFR § 257.90(e) of the Federal Coal Combustion Residuals (CCR) Rule and 391-3-4-.10 of the Georgia (GA) Solid Waste Management Rules to address the statistically significant increases (SSIs) of constituents over background concentrations.

These SSIs were reported in the *2023 Annual Groundwater Monitoring and Corrective Action Report* dated January 31, 2024, for the August 2023 semi-annual groundwater sampling event at Georgia Power's Plant Scherer (Scherer) Cell 1 and Powdered Activated Carbon (PAC) Ash Cell (WSP, 2024). Within 90 days of the reported SSIs, in compliance with 391-3-4-.10, this report describes an alternate source and demonstrates that the SSIs are not the result of a release from Cell 1 or PAC Ash Cell, but rather due to natural variability in groundwater chemistry.

Semi-annual groundwater quality monitoring and reporting for the landfill units at Plant Scherer are performed in accordance with the Solid Waste Permit 102.009D(CCR); and the Site's *Groundwater Monitoring Plan*, and the CCR Rule 40 CFR § 257.90-98. The following sections address the statistical exceedances noted following the 2023 second semi-annual monitoring event and provide evidence that demonstrates an alternate source for these exceedances.

2.0 SITE DESCRIPTION

Plant Scherer is a coal-fired power generation facility located in northeast Monroe County approximately five miles south of Juliette, GA. The property occupies approximately 13,000 acres and is bounded on the south by Lake Juliette. The plant is primarily surrounded by agricultural and residential use. Figure 1 depicts the location of Plant Scherer relative to the surrounding area. The Site is located within the Piedmont Physiographic Province of central Georgia, which is characterized by gently rolling hills and narrow valleys, with locally pronounced linear ridges (Golder 2022a). Overall, the property slopes gently south towards Lake Juliette and east toward the Ocmulgee River (Figure 1).

The Plant Scherer Landfill consists of a two active cells, namely, Cell 1 and PAC Ash Cell (Figure 1). The two active cells have been used since 2011 for the disposal of CCR. The landfill is situated on a topographically high area of the property east/southeast of the ash pond. The landfill cells have a geosynthetic clay and geomembrane composite liner, and a leachate collection and removal system. Figures 2 and 3 depict the general configuration of Cell 1 and the PAC Ash Cells along with the potentiometric surface inferred from groundwater elevations measured in the monitoring well network on July 31, 2023. Figure 4 presents a hydrograph of groundwater elevations for wells around Cell 1.

3.0 EVALUATION OF ANALYTICAL RESULTS & STATISTICAL ANALYSES

As presented in the *2023 Annual Groundwater Monitoring and Corrective Action Report,* detected concentrations of target constituents are below the established prediction limits (PLs) in groundwater samples collected during the August 2023 sampling event with the exception of barium, calcium, TDS, sulfate in various wells at Cell 1 and chloride in well GWC-53 at PAC Ash Cell.

Verification sampling conducted in October 2023 confirmed the SSI of chloride in GWC-53. The SSIs that had been identified previously and identified again in the 2023 second semi-annual event data were not re-sampled in

October 2023. The SSIs noted at the Site are below applicable primary or secondary maximum contaminant levels (MCLs) for drinking water.

This report documents an Alternate Source Demonstration (ASD) to address the SSIs above background concentrations. Prior ASDs have been prepared to address the SSIs of barium, calcium, sulfate, and TDS at GWC-4 and calcium at GWC-8A and GWC-19. Table 1 summarizes the statistical exceedances above PLs following the August 2023 sampling event and subsequent October 2023 resampling results.

3.1 Statistical Analysis Method

The selected statistical evaluation procedure for Cell 1 and PAC Ash Cell was developed using methodology presented in S*tatistical Analysis of Groundwater Data at RCRA Facilities, Unified Guidance*, (Unified Guidance) (USEPA March 2009). Sanitas groundwater statistical software was used to perform the statistical analyses. Sanitas is a decision-support software package that incorporates the statistical tests required of Subtitle C and D facilities by United States Environmental Protection Agency (USEPA) regulations and as recommended in the Unified Guidance.

During detection monitoring at the Site, groundwater quality data are evaluated using a two-step statistical approach (i.e., intrawell followed by interwell PLs). The statistical method(s) use an optional 1-of-2 verification resample plan. Intrawell statistical analyses methods are evaluated for each well and constituent pair. For an apparent SSI, a second step of interwell comparisons is performed. An SSI is declared when downgradient well data exceed both intrawell and interwell PLs.

3.2 Statistical Analysis Results

The calculated prediction limits and the statistical analysis (Sanitas) results are included in *2023 Annual Groundwater Monitoring and Corrective Action Report* (WSP 2024).

Using the statistical methods described above, including the two-step analyses, the following SSIs are noted following the second semi-annual 2023 monitoring event including both the August sample event and the October 2023 verification sampling event.

Parameter	Well ID
Cell 1	
Barium	GWC-4
Calcium	GWC-4, GWC-8A, GWC-19, GWC-20
TDS	GWC-4
Sulfate	GWC-4
PAC Ash Cell	
Chloride	GWC-53

4.0 ALTERNATE SOURCE DEMONSTRATION

In accordance with Rule § 391-3-4-.10 and 40 CFR § 257.90(e), the following discussion provides a demonstration that the SSIs identified following the August 2023 sampling event are not the result of a release from Cell 1 or the PAC Ash Cell. Prior ASDs were prepared for several of the SSIs identified following the August 2023 sampling event. Documentation of the prior ASDs is identified on Table 1 and has been summarized in this demonstration.

In general, SSIs can be attributed to natural variability in groundwater chemistry. The variations of metal concentrations at several wells across the Site reflect variations in groundwater flow and chemistry following repairs to the sedimentation ponds and the clear pool made in 2023 and on other occasions in previous years which have affected nearby monitoring wells.

4.1 Barium, Calcium, Sulfate, and TDS at GWC-4

The concentration of barium in groundwater at GWC-4 during the August 2023 monitoring event (0.085 mg/L) is slightly above the intrawell prediction limit (0.053 mg/L), but still substantially below the MCL of 2 mg/L (Figure 5). Barium is a naturally occurring alkaline earth metal commonly found in soils at a range of 10 to 5,000 mg/kg in soils across the United States, with an average concentration of 290 mg/kg in the Eastern United States (Smith and Huyck, 1999). Barium is typically found in groundwater as the divalent cation Ba^{2+} across a wide range of redox and pH conditions. As such barium is prevalent in Piedmont groundwater at concentrations typically higher than other metals (USGS 2013). Where barium concentrations are high in groundwater, it has been observed that there is low sulfate in groundwater, indicating barite [$BaSO_4$], a common mineral, is a likely control on the barium concentration in natural groundwater (Hem 1985). With a range of less than 30 parts per billion over the upper PL, such variations in barium and other metal concentrations in groundwater are expected due to natural variations in groundwater quality resulting from variations in groundwater flow. Monitoring well GWC-4 is located adjacent to the southern portion of the North Sedimentation Pond where liner installation and repairs have occurred since 2020.

Barium concentrations at well GWC-4 are comparable to the reported range of barium concentrations (0.02 to 0.12 mg/L) in the crystalline rock aquifers of the Piedmont (USGS 2009 and USGS 2013). Naturally occurring minerals such as barite are fairly common in the Piedmont and barite is easily dissolved under most geochemical conditions (USGS 2013). The decline in water levels, following installation of the North Sedimentation Pond, in several site monitoring wells since 2020 (Figure 4) is also a likely factor contributing to the variability in natural chemistry observed across the Site.

The calcium concentration at GWC-4 in August 2023 was 25 mg/L, compared to the PL of 17.6 mg/L (Figure 5). The calcium concentration in well GWC-4 is due to impacts from construction of the nearby North Sedimentation Pond, natural variations in groundwater flow, and mineral saturation and solubility rather than any release from the lined CCR landfill units, as demonstrated below utilizing boron as an indicator parameter and evaluating mineral saturation indices.

The TDS concentration at GWC-4 in August 2023 was 220 mg/L, compared to the intrawell PL of 178.1 mg/L (Figure 6). TDS concentrations have been elevated above the PL during prior sampling events in February 2023 (240 mg/L) and May 2023 (290 mg/L) but began to decrease in August 2023 (220 mg/L). The sulfate concentration at GWC-4 in August 2023 was 53 mg/L, compared to the intrawell PL of 6.288 mg/L (Figure 6). Elevated TDS and sulfate concentrations in well GWC-4 are due to impacts from construction of the nearby North

Sedimentation Pond, natural variations in groundwater flow, and mineral saturation and solubility rather than any release from the lined CCR landfill units.

Boron is a constituent in CCR materials that is commonly used as an indicator parameter in groundwater monitoring at CCR units because of its behavior as a conservative (non-reactive) element in groundwater flow (Ruhl 2014). Boron has not been detected throughout the monitoring history at GWC-4 (i.e., <0.060 mg/L, Figure 7), and chloride (another indicator parameter) concentrations at GWC-4 are below PLs (Figure 7); indicating that the detected SSIs are not the result of a release from the lined CCR landfill units. Mineral saturation indices (SIs)[1] for well GWC-4 are shown in Table 2. The SIs indicate that calcite ($CaCO_3$) and gypsum ($CaSO_4$) are undersaturated and barite ($BaSO_4$) is near equilibrium for the chemical compostion of groundwater in well GWC-4. This means additional calcium and sulfate dissolution from the aquifer system remains favorable until chemical equilibrium (calcium, barium, and/or sulfate saturation) is achieved. The apparent increase in TDS concentrations above the PLs is attributable to mineral dissolution and re-equilibration, and such variations in metal concentrations are expected due to natural variations in groundwater flow in the overburden-fractured rock aquifer at the Site. Physical changes at the Site from engineering and construction activities can also cause these changes when soils rich in calcium and sulfide minerals are exposed to the surface with additional recharge resulting in leaching of these minerals. Additionally, excavation of vegetation and organic soils found in the sediment pond footprint (previously used for stormwater control), the addition of structural fill, and construction of a two-foot layer of compacted clay liner provide a site-specific source of soluble minerals. Overall, the groundwater quality in well GWC-4 reflects metal concentrations that are comparable to reported background concentrations in the nearby Piedmont areas (USGS 2013).

Groundwater elevations in well GWC-4 have slightly declined during the last two years but have increased slightly between the August 2022 event and August 2023 event (Figure 4). The changes in groundwater levels affect the pH and redox condition in the uppermost aquifer and subsequently, affect the kinetics of mineral dissolution or precipitation. Groundwater elevations at several of the Site wells (including GWC-4) have declined nearly five feet since 2019, likely due to the 2020 construction of the lined sedimentation pond.

Based on these facts, the elevated concentrations of barium, calcium, sulfate, and TDS at GWC-4 are not the result of a release from Cell 1 but rather due to natural variability in groundwater chemistry as a result of the change in recharge conditions and cation exhange reactions.

4.2 Calcium at GWC-8A, GWC-19, and GWC-20

An ASD for calcium at GWC-8A was last submitted in November 2022. The calcium concentrations in August 2023 at monitoring well GWC-8A was 53 mg/L, compared to the PL of 45.47 mg/L, the concentration at GWC-19 was 18 mg/L, compared to the PL of 15.99 mg/L, and the concentration at GWC-20 was 16 mg/L, compared to the PL of 15.76 mg/L (Table 1).

As shown on Figure 8, an inverse relationship is observed between calcium and sulfate. This further substantiates that natural variability is the source of the observed calcium concentrations in groundwater at the Site, as impacts from Cell 1 would demonstrate a calcium sulfate (gypsum) chemistry. General chemistry at GWC-8A compared to

[1] Mineral Saturation Index (SI) is a measure of whether a water will tend to dissolve or precipitate a particular mineral. An SI is negative when the mineral may be dissolved (i.e., it is present below its saturation concentration), positive when it may be precipitated (i.e., is above its saturation concentration), and zero when the water and mineral are at chemical equilibrium. The SI is calculated by comparing the chemical activities of the dissolved ions of the mineral (ion activity product, IAP) with their solubility product (K_{sp}). In equation form, SI = log(IAP/K_{sp}).

upgradient groundwater monitoring wells is shown on a piper trilinear diagram presented as Figure 9. Review of the piper diagram shows shows that the dissolved constituent concentrations in these wells are similar to upgradient groundwater quality and do not indicate influence from Cell 1 and that GWC-8A plots consistent with upgradient groundwater quality and does not suggest influence of another source (i.e., Cell 1). Overall, the groundwater quality in wells GWC-8A, GWC-19, and GWC-20 reflects metal concentrations that are comparable to reported background concentrations in the nearby Piedmont areas (USGS 2013) and the variations in calcium in groundwater at GWC-8A, are due to natural variations in groundwater quality related to mineral saturation and solubility.

SIs for wells GWC-8A, GWC-19, and GWC-20 are shown in Table 2. The SI data indicate that calcite ($CaCO_3$) is undersaturated based on the chemical compostion of groundwater in wells GWC-8A, GWC-19, and GWC-20. This condition means additional calcium dissolution from the aquifer system remains favorable until chemical equilibrium (calcium saturation) is achieved. The apparent increase in calcium concentrations above the PLs is attributed to mineral dissolution and re-equilibration, and such variations in metal concentrations are expected due to natural variations in groundwater flow in the overburden-fractured rock aquifer at the Site. Physical changes at the Site from engineering and construction activities can also cause these changes when soils rich in calcium and sulfide minerals are exposed to the surface with additional recharge resulting in leaching of these minerals. Additionally, excavation of vegetation and organic soils found in the sediment pond footprint (previously used for stormwater control), the addition of structural fill, and construction of a two-foot layer of compacted clay liner near GWC-19 and GWC-20, coupled with liner repairs and site maintenance at the lined pond near GWC-8A can provide a site-specific source of soluble minerals.

Groundwater elevations in wells GWC-19 and GWC-20 have slightly declined since March 2019 (Figure 4), since the over-excavation and lining of the North Sedimentation Pond. Construction, including the addition of 2,600 feet of underdrain, occurred at the Site. Construction of the drain, which occurred in December 2019, (Brantley 2020), corresponds to the observed increase is calcium GWC-19 and GWC-20.

The decreases in groundwater levels can affect the pH and redox condition in the uppermost aquifer and subsequently, affect the kinetics of mineral dissolution or precipitation. Groundwater elevations have declined nearly five feet in several of the Site wells (including GWC-19, and GWC-20) since 2019 (Figure 4).

4.3 Chloride at GWC-53

A SSI of chloride was identified at GWC-53 following the August 2023 sampling event and was confirmed during the October 2023 resampling event. Although the October 2023 resample result confirmed the concentration reported in August 2023, chloride concentrations during both events are only slightly above the adjacent upgradient background well GWA-45. The August 2023 concentration of chloride at GWC-53 at 14 mg/L and the October resample concentration of 15 mg/L is only slightly above the prediction limit for GWC-53 and the background chloride concentration at GWC-45, both at 13 mg/L. A time series for chloride at monitoring well GWC-53 is shown on Figure 10.

Primary indicator parameter, boron, has not been observed historically above the prediction limits at GWC-53. If the SSI of chloride reported in well GWC-53 was due to a release from the landfill, an increase in multiple indicator parameters would be expected but has not been observed. As a result, the increase in chloride concentration at GWC-53 is attributable to natural variations in groundwater chemistry.

5.0 CONCLUSIONS

This ASD has been prepared in response to apparent statistical exceedances presented in the *2023 Annual Groundwater Monitoring and Corrective Action Report, Georgia Power Plant Scherer Cell 1 and PAC Ash Cell*, *Permit No. 102-009D(CCR)*, dated January 31, 2024. In accordance with 40 CFR § 257.90(e) and §391-3-4-.10 of the Georgia Solid Waste Management Rules, this ASD addresses each of the SSIs noted following the August 2023 sampling event.

Based on the data presented herein, SSIs from the August 2023 monitoring event are not the result of a release from the lined landfill units, but rather natural variability in groundwater quality. The lines of evidence include:

- The landfill cells have a geosynthetic clay and geomembrane composite liner, and a leachate collection and removal system. There is no evidence of a release through the liner systems.
- Construction and repair of the lining of the North Sedimentation Pond has affected localized aquifer recharge and groundwater elevations in nearby wells.
- The reported concentrations of barium are within the range of concentrations expected in the overburden – fractured bedrock aquifers in samples from the Piedmont in the southeastern United States (USGS 2009; USGS 2013).
- The chemical composition of groundwater in wells GWC-8A, GWC-19, and GWC-20, are similar to upgradient groundwater (Figure 9).
- The chemical composition of groundwater in well GWC-53 is similar to upgradient well GWA-45.
- Boron, a primary indicator parameter for CCR, does not exhibit an SSI at wells GWC-4, GWC-8A, GWC-19, GWC-20 or GWC-53.
- Mineral saturation indices suggest that barium, chloride, sulfate, and TDS concentrations in groundwater in GWC-4, GWC-8A, GWC-19, and GWC-20 are affected by the natural mineral dissolution in the aquifer materials rather than a release from Cell 1.

The SSIs addressed above are below their primary or secondary MCLs. Based on the findings presented herein, Georgia Power will continue with detection groundwater monitoring at Cell 1 and PAC Ash Cell. A copy of this ASD will be included with the forthcoming Semi-Annual report.

6.0 REFERENCES

Brantley, 2020. *Construction Certification Report for Plant Scherer North Sediment Pond Modifications, Georgia Power Plant Scherer,* Brantley Engineering, LLC, November 25, 2020.

Golder, 2022a. *Hydrogeologic Assessment Report, Plant Scherer Ash Pond* 1, Golder Associates Inc., August 2022.

Golder, 2022b. *Alternate Source Demonstration*, *Plant Scherer Cell 1 and PAC Ash Cell Permit No. 102.009D(LI), 2022 First Semi-Annual Event Golder* WSP, November 29, 2022.

Golder, 2022c. *Alternate Source Demonstration*, *Plant Scherer Cell 1 and PAC Ash Cell Permit No. 102.009D(LI), 2021 Second Semi-Annual Event,* Golder WSP, April 21, 2022.

Hem, J., 1985. Study and Interpretation of the Chemical Characteristics of Natural Water. US Geological Survey Water-Supply Paper Vol. 2254.

Ruhl, 2014. *Boron and Strontium Isotopic Characterization of Coal Combustion Residuals: Validation of New Environmental Tracers*, Environmental Science &Technology 2014, Volume 48, Issue 24, Pages 14790-14798, Laura S. Ruhl, Gary S. Dwyer, Heileen Hsu-Ki, James C. Hower, and Avner Vengosh, November 24, 2014.

Smith, K., 1999. *Metal Sorption on Mineral Surfaces: An Overview with Examples Relating to Mineral Deposits.* The Environmental Geochemistry of Mineral Deposits. Part B: Reviews in Economic Geology. 161-182.

Smith, K. and Huyck, H., 1999. An overview of the abundance, relative mobility, bioavailability, and human toxicity of metals. The Environmental Geochemistry of Mineral Deposits. Part A: Reviews in Economic Geology. pp.29-70.

USEPA, 2009. *Statistical Analysis of Groundwater Monitoring Data at RCRA Facilities, Unified Guidance*. Office of Resource Conservation and Recovery – Program Implementation and Information Division, USEPA 530/R-09-007, March 2009.

USGS, 2009. *Characterization of Groundwater Quality Based on Regional Geologic Setting in the Piedmont and Blue Ridge Physiographic Provinces, North Carolina*, Scientific Investigations Report 2009-5149, 2009.

USGS, 2013. *Natural Occurring Contaminants in the Piedmont and Blue Ridge Crystalline-Rock Aquifers and Piedmont Early Mesozoic Basin Siliciclastic-Rock Aquifers, Eastern United States, 1994-2008,* Scientific Investigations Report 2013-5072, 2013.

WSP, 2023. *2023 First Semi-Annual Groundwater Monitoring and Corrective Action Report, Georgia Power Plant Scherer Cell 1 and PAC Ash Cell, Permit No. 102.009D(LI)*, WSP USA Inc., August 31, 2023.

WSP, 2024. *2023Annual Groundwater Monitoring and Corrective Action Report, Georgia Power Plant Scherer Cell 1 and PAC Ash Cell, Permit No. 102.009D(CCR)*, WSP USA Inc., January 31, 2024.

Tables & Figures

TABLE 1
SUMMARY OF STATISTICALLY SIGNIFICANT INCREASES
2023 SECOND SEMI-ANNUAL EVENT
Georgia Power Company - Plant Scherer
Juliette, Georgia

Constituent	Units	Well ID	Intrawell Prediction Limit	Interwell Prediction Limit	Concentration (mg/L)		ASD Previously Submitted
					August 2023	October 2023	
CELL 1							
Barium	mg/L	GWC-4	0.05318	0.051	0.085	NA	Yes[1] [2] [3]
Sulfate	mg/L	GWC-4	6.288	3.5	53	NA	Yes[2] [3]
Total Dissolved Solids	mg/L	GWC-4	178.1	137.7	220	NA	Yes[1]
Calcium	mg/L	GWC-4	17.6	14	25	NA	Yes[2]
Calcium	mg/L	GWC-8A	45.47	14	53	NA	Yes[3]
Calcium	mg/L	GWC-19	15.99	14	18	NA	Yes[2]
Calcium	mg/L	GWC-20	15.76	14	16	NA	No
PAC Ash Cell							
Chloride	mg/L	GWC-53	13	13	14	15	No

Notes:

[1] Alternate Source Demonstration Georgia Power Company – Plant Scherer Cell 1 and PAC Ash Cell Permit No. 102.009D(LI) 2023 First Semi-Annual Monitoring Event, November 29, 2023 (WSP 2023).

[2] Alternate Source Demonstration Georgia Power Company – Plant Scherer Cell 1 and PAC Ash Cell Permit No. 102.009D(LI) 2022 Second Semi-Annual Monitoring Event, May 1, 2023 (WSP 2023).

[3] Alternate Source Demonstration Georgia Power Company – Plant Scherer Cell 1 and PAC Ash Cell Permit No. 102.009D(LI) 2022 First Semi-Annual Event, November 29, 2022 (WSP 2022).

NA Not Analyzed

mg/L milligrams per liter

TABLE 2
SATURATION INDICES
2023 SECOND SEMI-ANNUAL EVENT
Georgia Power Company-Plant Scherer
Juliette, GA

Well ID	August 2023		
	Calcite	Barite	Gypsum
GWA-15	-3.7515	-2.0425	-4.2084
GWA-16	-2.0752	-2.3263	-4.4672
GWA-17	-2.3819	-1.8826	-4.2343
GWC-1	-1.4944	-2.0467	-4.314
GWC-2	-1.4749	-2.0228	-4.2619
GWC-3	-2.8288	-1.6273	-3.7551
GWC-4	-1.8525	0.2111	-2.1855
GWC-5	-1.9199	-0.0722	-1.9624
GWC-6	-1.8747	-0.8917	-3.2221
GWC-7	-1.7154	-1.8333	-4.0296
GWC-8A	-0.8715	-0.9638	-2.7987
GWC-9	-1.4938	-0.8413	-2.8652
GWC-10	-1.7699	-1.5241	-3.6162
GWC-11	-2.0659	-2.0749	-4.0475
GWC-12	-5.0419	-1.9201	-5.0166
GWC-13	-2.7339	-1.5983	-4.1531
GWC-14	-3.2795	-2.2157	-4.2757
GWC-18	-2.0414	-1.7679	-4.1344
GWC-19	-1.7339	-1.8813	-3.9729
GWC-20	-1.5887	-1.8234	-4.0042

Note:
Mineral Saturation Index (SI) is a measure of whether a water will tend to dissolve or precipitate a particular mineral. An SI is negative when the mineral may be dissolved (i.e., it is present below its saturation concentration), positive when it may be precipitated (i.e., is above its saturation concentration), and zero when the water and mineral are at chemical equilibrium. The SI is calculated by comparing the chemical activities of the dissolved ions of the mineral (ion activity product, IAP) with their solubility product (K_{sp}). In equation form, $SI = \log(IAP/K_{sp})$

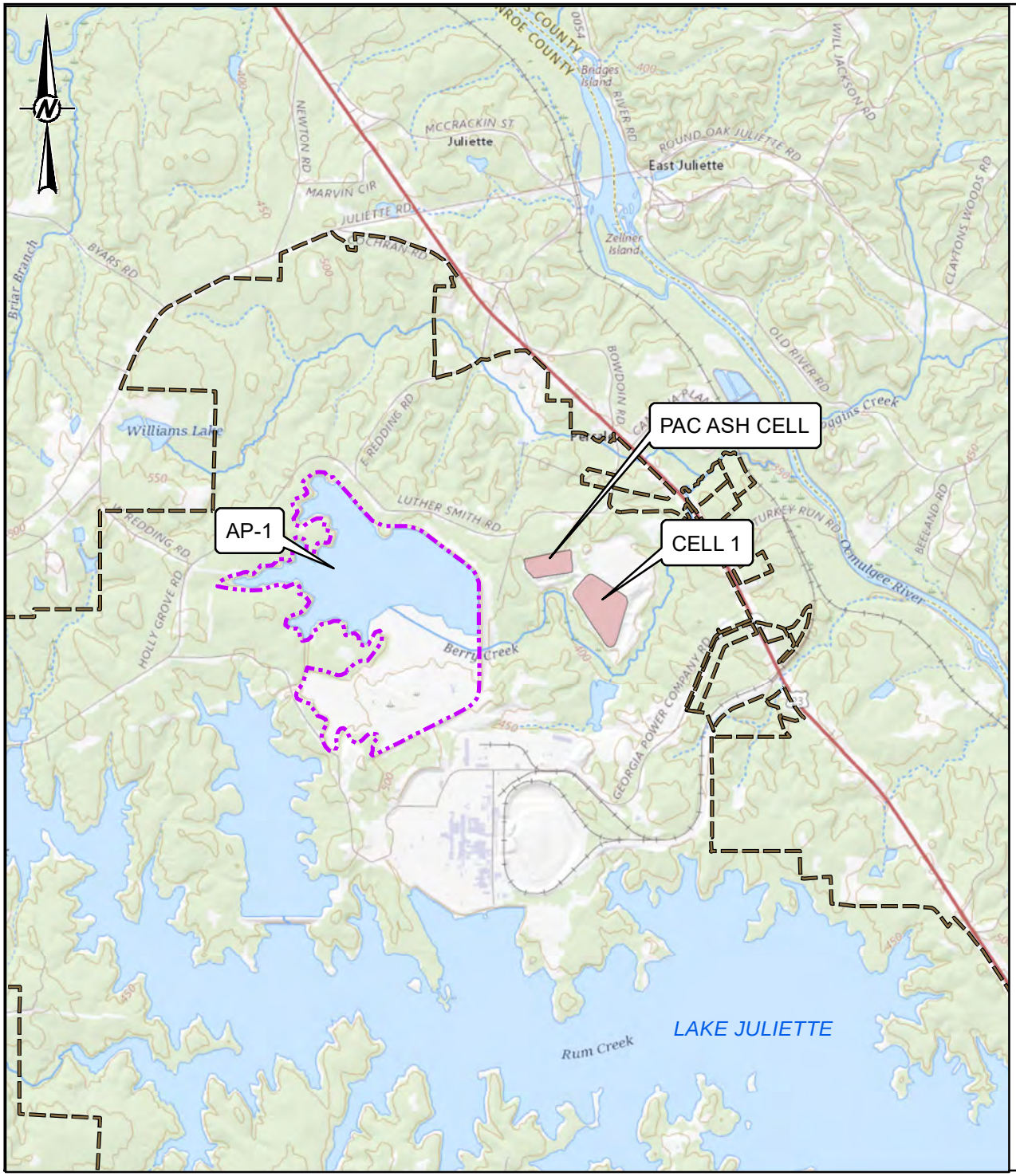

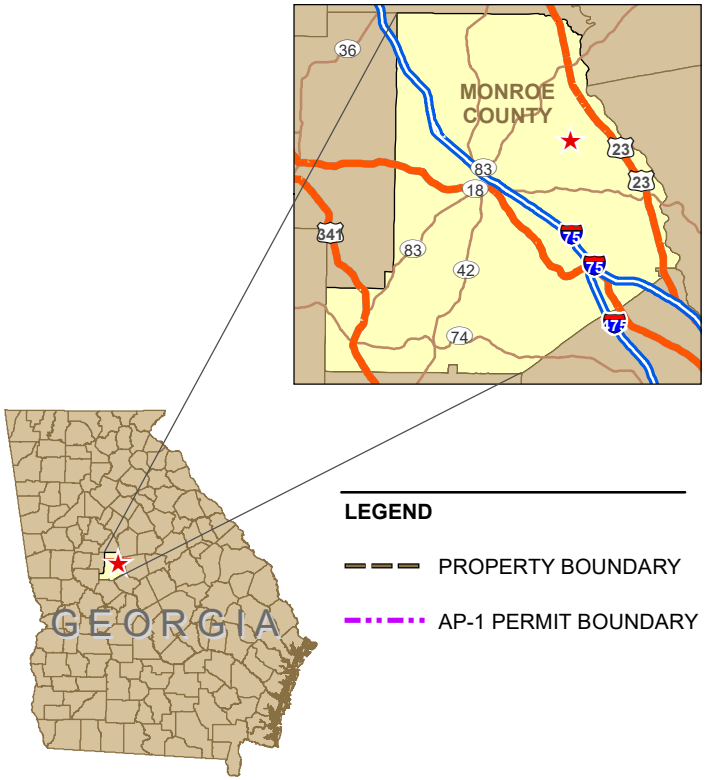

LEGEND

PROPERTY BOUNDARY

AP-1 PERMIT BOUNDARY

Service Layer Credits: USGS The National Map: National Boundaries Dataset, 3DEP Elevation Program, Geographic Names Information System, National Hydrography Dataset,

0 4000 8000 Feet

CLIENT
GEORGIA POWER COMPANY
PLANT SCHERER
JULIETTE, GEORGIA

Georgia Power

PROJECT
ALTERNATE SOURCE DEMONSTRATION
CELL 1 AND PAC ASH CELL PERMIT NO.102-009D(CCR)
2023 SECOND SEMI-ANNUAL EVENT

TITLE
SITE LOCATION MAP

CONSULTANT

YYYY-MM-DD	2023-11-21
PREPARED	KJC
DESIGN	DLP
REVIEW	DLP
APPROVED	RNQ

PROJECT No.
166235021

FIGURE
1

IF THIS MEASUREMENT DOES NOT MATCH WHAT IS SHOWN, THE SHEET HAS BEEN MODIFIED FROM: ANSI A

LEGEND

- CELL 1 LANDFILL MONITORING WELL
- PAC ASH LANDFILL MONITORING WELL
- CELL 3 MONITORING WELL
- SURFACE WATER LOCATION
- INFERRED POTENTIOMETRIC SURFACE CONTOUR (FT-NAVD 88)
- STREAM
- EXISTING TOPOGRAPHY

NOTE(S)

1. GROUNDWATER ELEVATIONS MEASUREMENTS OBTAINED JULY 31, 2023 BY WSP STAFF.
2. GROUNDWATER ELEVATIONS DISPLAYED IN FEET-NORTH AMERICAN VERTICAL DATUM (FT-NAVD 88).
3. DEEP AND INTERMEDIATE WELL GROUNDWATER ELEVATIONS WERE NOT USED TO GENERATE GROUNDWATER CONTOURS.

REFERENCE(S)

1. COORDINATE SYSTEM: NAD 1983 STATE PLANE GEORGIA WEST FIPS 1002 FEET.
2. MONITORING WELL/PIEZOMETER LOCATIONS PROVIDED BY JORDAN ENGINEERING.

0 125 250 500 Feet

CLIENT
GEORGIA POWER COMPANY
PLANT SCHERER
JULIETTE, GEORGIA

Georgia Power

PROJECT
ALTERNATE SOURCE DEMONSTRATION
CELL 1 AND PAC ASH CELL PERMIT NO. 102-009D(CCR)
2023 SECOND SEMI-ANNUAL EVENT

POTENTIOMETRIC SURFACE MAP - CELL 1
JULY 31, 2023

CONSULTANT

wsp

YYYY-MM-DD	2024-01-24
DESIGNED	RHG
PREPARED	RHG
REVIEWED	RNQ
APPROVED	RNQ

PROJECT NO.
GL166235022

FIGURE
2

IF THIS MEASUREMENT DOES NOT MATCH WHAT IS SHOWN, THE SHEET SIZE HAS BEEN MODIFIED FROM: ANSI B

LEGEND

- CELL 1 LANDFILL MONITORING WELL
- PAC ASH LANDFILL MONITORING WELL
- PIEZOMETER
- SURFACE WATER LOCATION
- INFERRED POTENTIOMETRIC SURFACE CONTOUR (FT-NAVD 88)
- STREAM
- EXISTING TOPOGRAPHY

NOTE(S)

1. GROUNDWATER ELEVATIONS MEASUREMENTS OBTAINED JULY 31, 2023 BY WSP STAFF.
2. GROUNDWATER ELEVATIONS DISPLAYED IN FEET-NORTH AMERICAN VERTICAL DATUM (FT-NAVD 88).
3. DEEP AND INTERMEDIATE WELL GROUNDWATER ELEVATIONS WERE NOT USED TO GENERATE GROUNDWATER CONTOURS.

REFERENCE(S)

1. COORDINATE SYSTEM: NAD 1983 STATE PLANE GEORGIA WEST FIPS 1002 FEET.
2. MONITORING WELL/PIEZOMETER LOCATIONS PROVIDED BY JORDAN ENGINEERING.

0 75 150 300 Feet

CLIENT
GEORGIA POWER COMPANY
PLANT SCHERER
JULIETTE, GEORGIA

Georgia Power

PROJECT
ALTERNATE SOURCE DEMONSTRATION
CELL 1 AND PAC ASH CELL PERMIT NO. 102-009D(CCR)
2023 SECOND SEMI-ANNUAL EVENT

TITLE
POTENTIOMETRIC SURFACE MAP - PAC ASH CELL
JULY 31, 2023

CONSULTANT

wsp

YYYY-MM-DD	2024-01-24
DESIGNED	RHG
PREPARED	RHG
REVIEWED	RNQ
APPROVED	RNQ

PROJECT NO.
GL166235022

FIGURE
3

IF THIS MEASUREMENT DOES NOT MATCH WHAT IS SHOWN, THE SHEET SIZE HAS BEEN MODIFIED FROM: ANSI B

Figure 4a

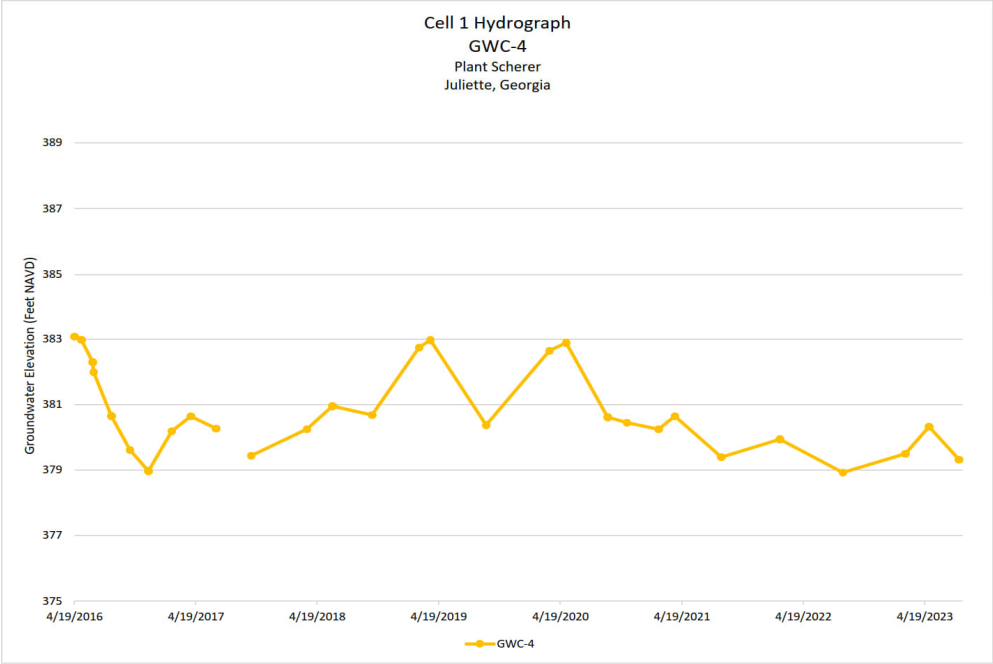

Figure 4b

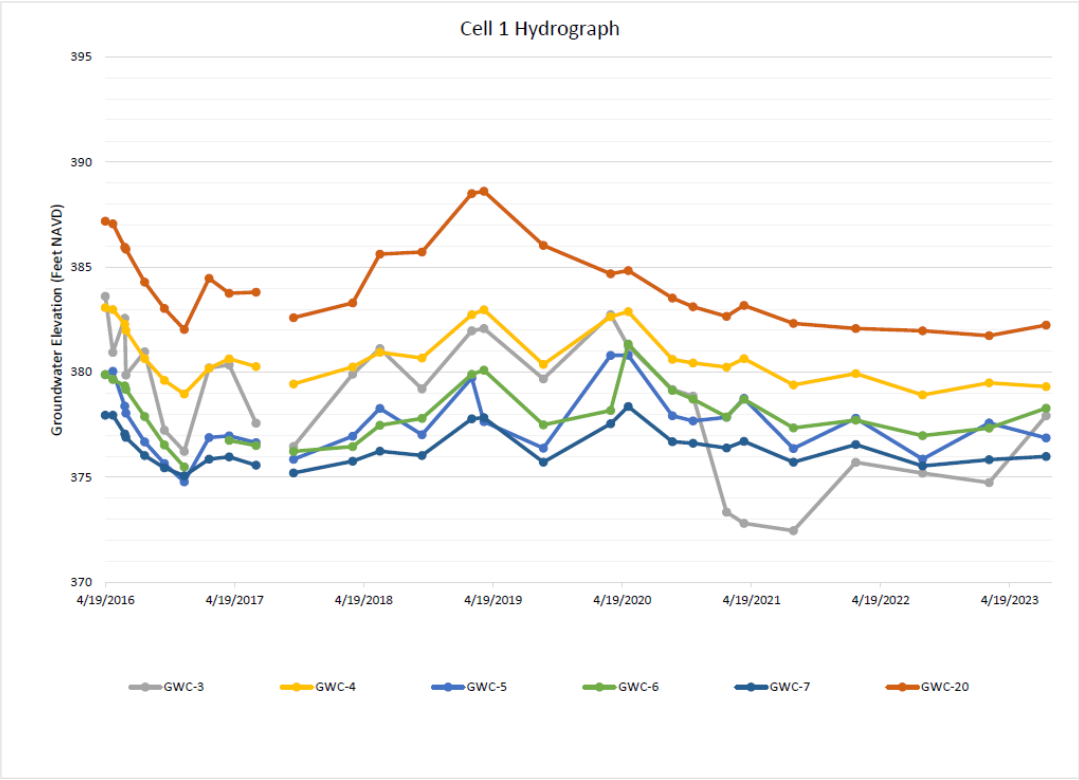

CLIENT
GEORGIA POWER COMPANY
PLANT SCHERER

PROJECT
ALTERNATE SOURCE DEMONSTRATION
CELL 1 AND PAC ASH CELL PERMIT NO. 102-009D(CCR)
2023 SECOND SEMI-ANNUAL EVENT

CONSULTANT

TITLE
CELL 1 HYDROGRAPH- GWC-4

PROJECT NO.	PHASE	REV.	FIGURE
31406440.022	06	A	4

Figure 5a

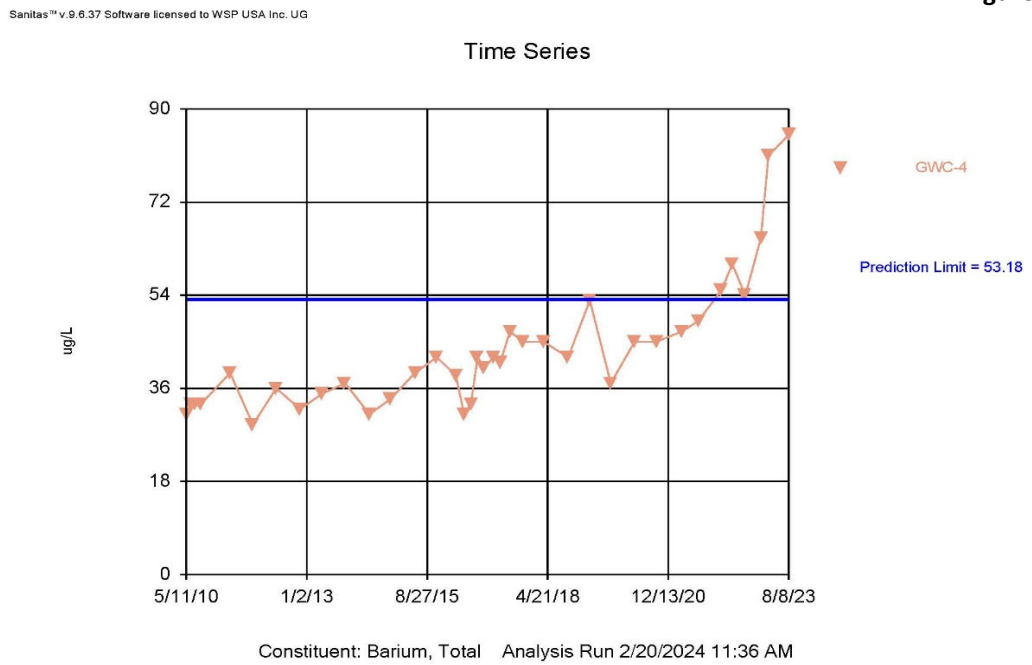

Figure 5b

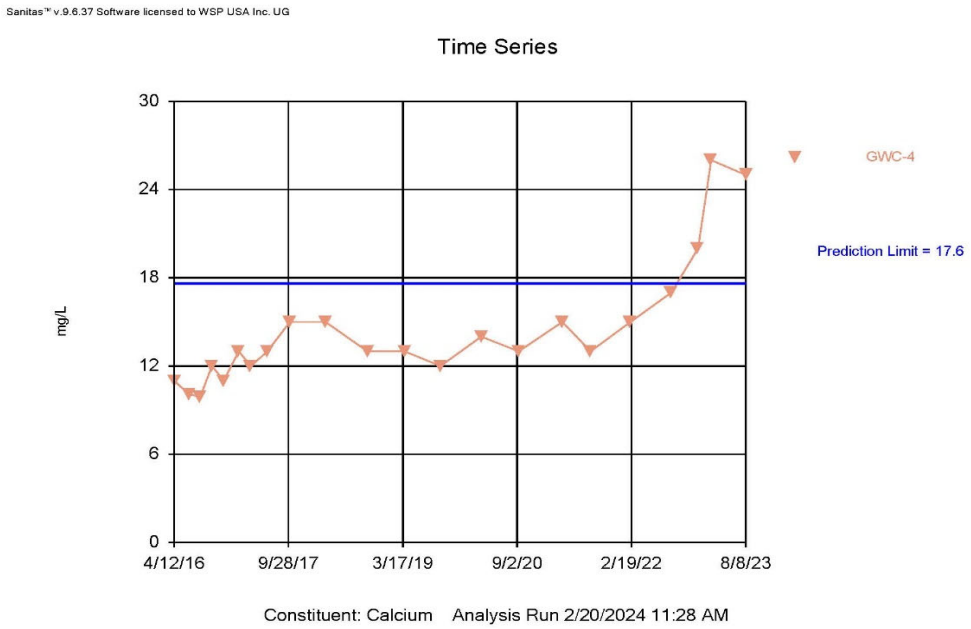

CLIENT
GEORGIA POWER COMPANY
PLANT SCHERER

PROJECT
ALTERNATE SOURCE DEMONSTRATION
CELL 1 AND PAC ASH CELL PERMIT NO. 102-009D(CCR)
2023 SECOND SEMI-ANNUAL EVENT

CONSULTANT

TITLE

BARIUM AND CALCIUM IN GROUNDWATER AT GWC-4

PROJECT NO.	PHASE	REV.	FIGURE
31406440.022	06	A	5

Sanitas™ v.9.6.37 Software licensed to WSP USA Inc. UG

Figure 6a

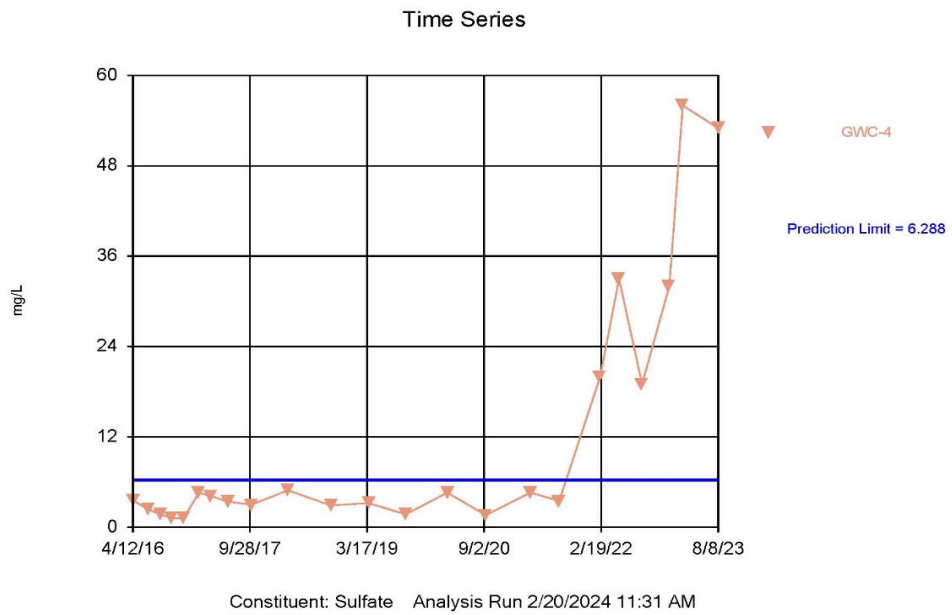

Sanitas™ v.9.6.37 Software licensed to WSP USA Inc. UG

Figure 6b

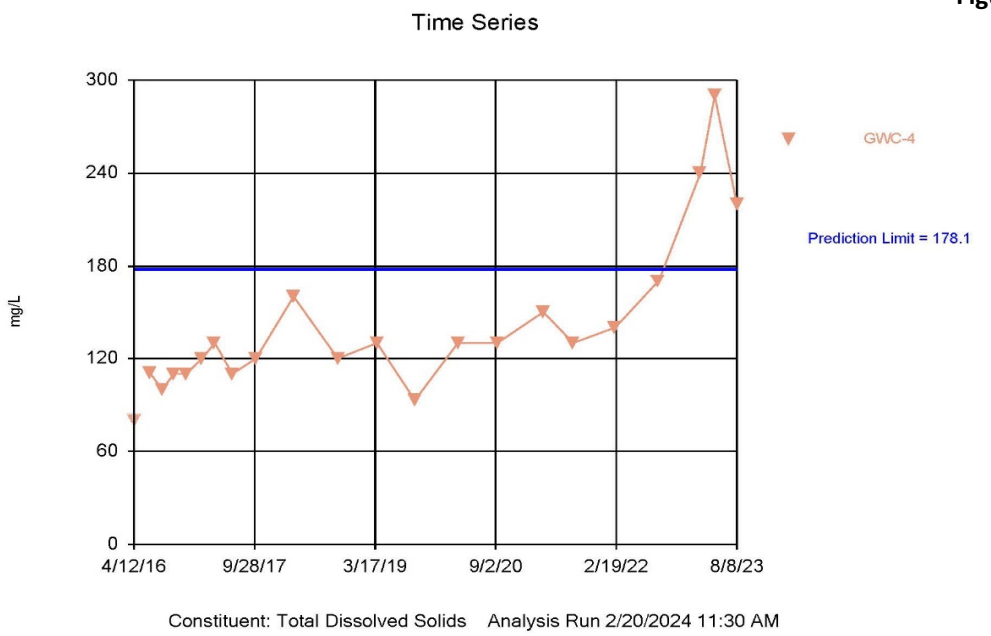

CLIENT
GEORGIA POWER COMPANY
PLANT SCHERER

PROJECT
ALTERNATE SOURCE DEMONSTRATION
CELL 1 AND PAC ASH CELL PERMIT NO. 102-009D(CCR)
2023 SECOND SEMI-ANNUAL EVENT

CONSULTANT

TITLE

SULFATE AND TDS IN GROUNDWATER AT GWC-4

PROJECT NO.	PHASE	REV.	FIGURE
31406440.022	06	A	6

Figure 7a

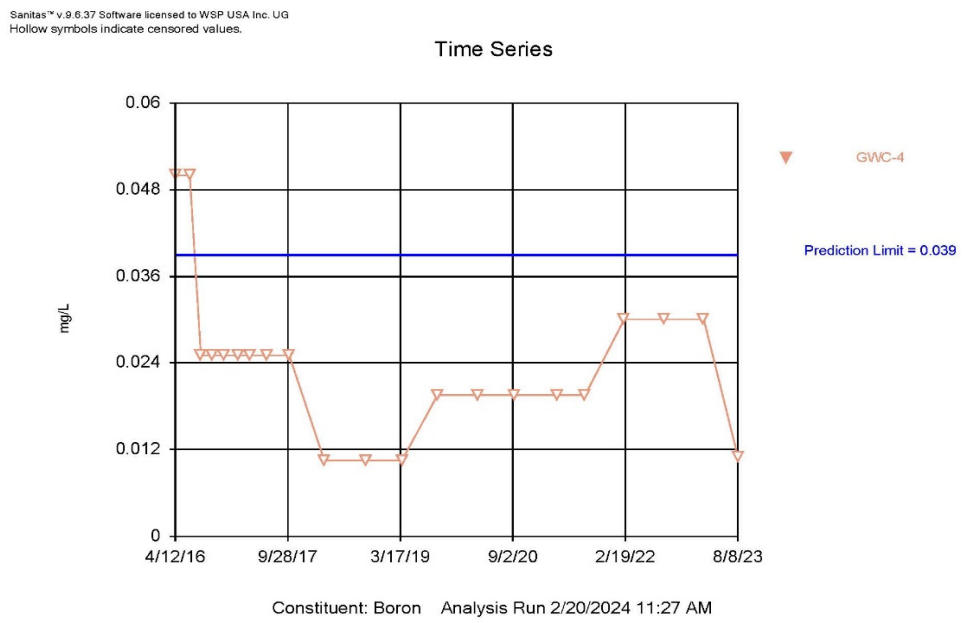

Figure 7b

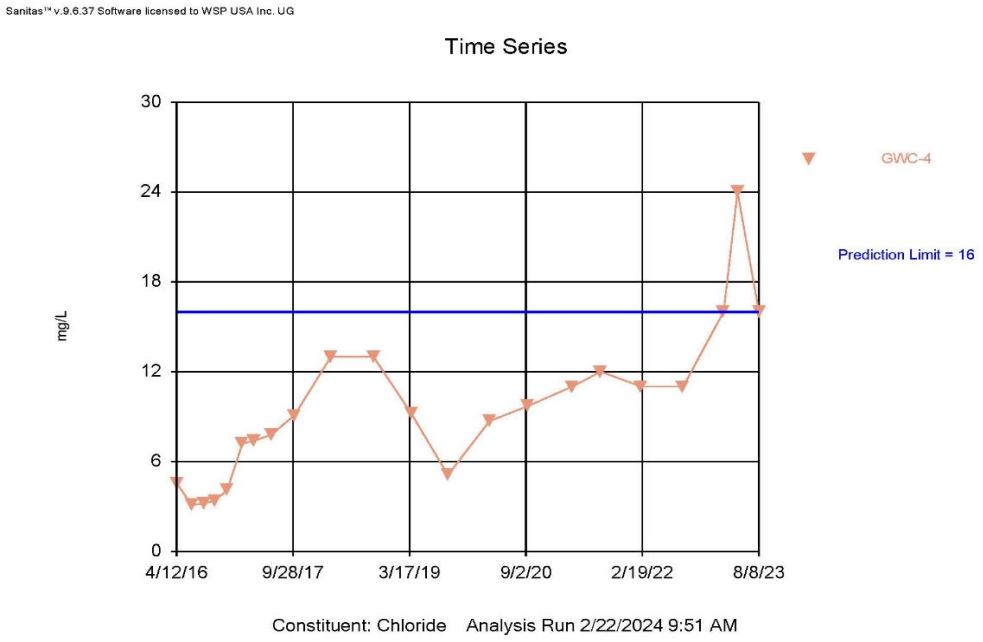

CLIENT
GEORGIA POWER COMPANY
PLANT SCHERER

PROJECT
ALTERNATE SOURCE DEMONSTRATION
CELL 1 AND PAC ASH CELL PERMIT NO. 102-009D(CCR)
2023 SECOND SEMI-ANNUAL EVENT

CONSULTANT

TITLE

BORON AND CHLORIDE IN GROUNDWATER AT GWC-4

PROJECT NO.	PHASE	REV.	FIGURE
31406440.022	06	A	7

Sanitas™ v.9.6.37 Software licensed to WSP USA Inc. UG

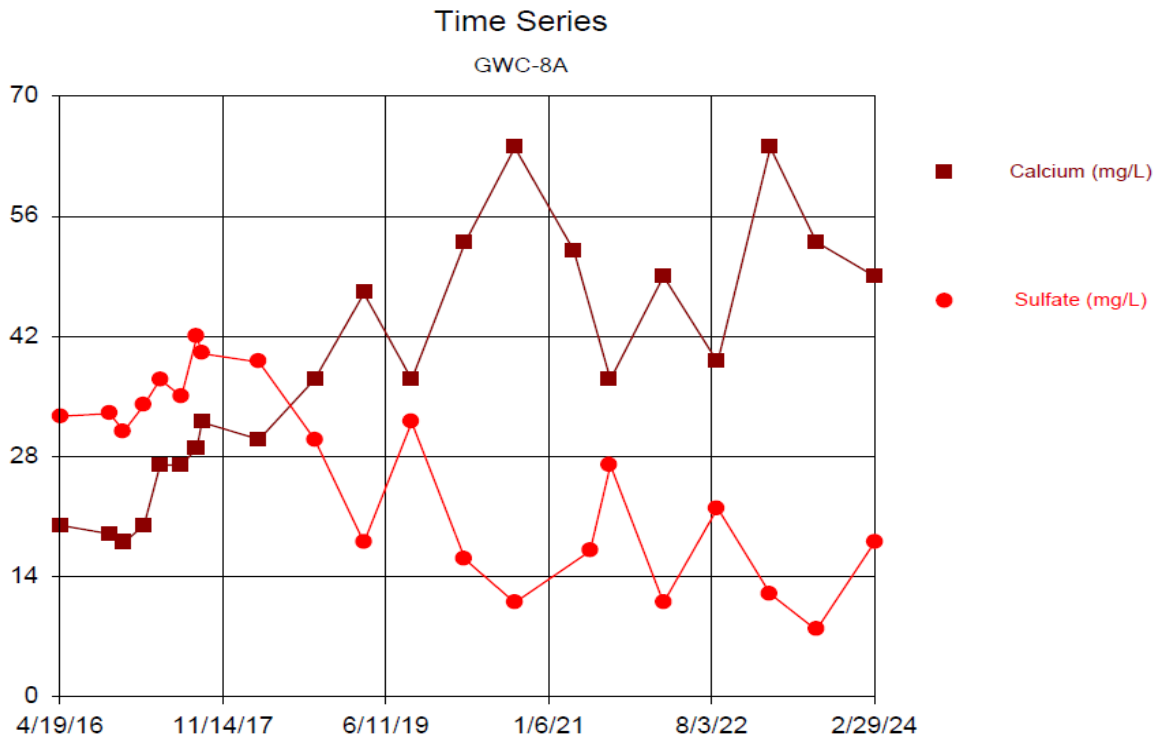

Analysis Run 4/12/2024 1:05 PM

Scherer Plant Client: Southern Company Data: Scherer Cell 1 LF

CLIENT
GEORGIA POWER COMPANY
PLANT SCHERER

PROJECT
ALTERNATE SOURCE DEMONSTRATION
CELL 1 AND PAC ASH CELL PERMIT NO. 102-009D(CCR)
2023 SECOND SEMI-ANNUAL EVENT

CONSULTANT

TITLE

CALCIUM AND SULFATE IN GROUNDWATER AT GWC-8A

PROJECT NO.	PHASE	REV.	FIGURE
31406440.022	06	A	8

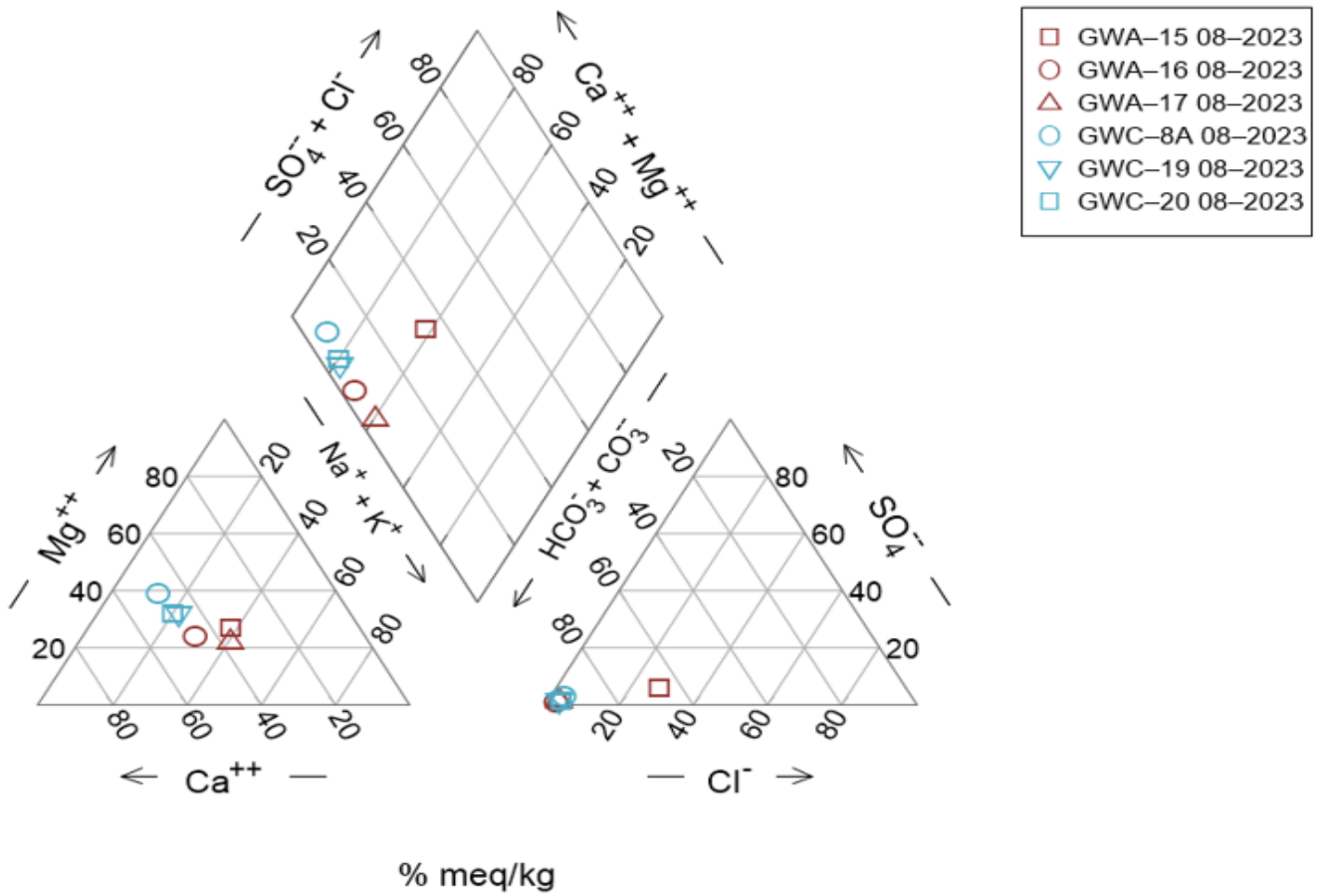

CLIENT
GEORGIA POWER COMPANY
PLANT SCHERER

CONSULTANT

PROJECT
ALTERNATE SOURCE DEMONSTRATION
CELL 1 AND PAC ASH CELL PERMIT NO. 102-009D(CCR)
2023 SECOND SEMI-ANNUAL EVENT

TITLE
GWC-8A, GWC-19, GWC-20, AND UPGRADIENT GROUNDWATER CHEMISTRY PIPER TRILINEAR DIAGRAM

PROJECT NO.	PHASE	REV.	FIGURE
31406440.022	06	A	9

Sanitas™ v.9.6.37 Software licensed to WSP USA Inc. UG

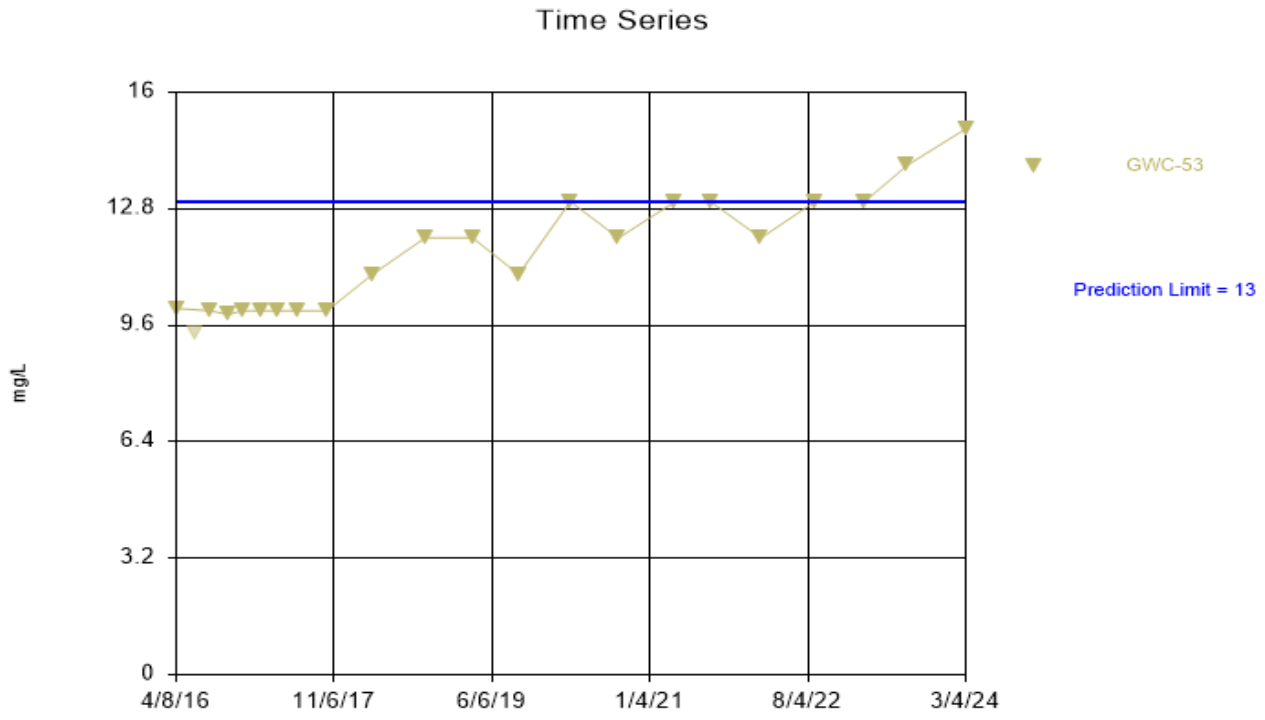

Constituent: Chloride Analysis Run 4/17/2024 4:30 PM
Scherer Client: WSP Data: Scherer PAC CCR

CLIENT
GEORGIA POWER COMPANY
PLANT SCHERER

CONSULTANT

PROJECT
ALTERNATE SOURCE DEMONSTRATION
CELL 1 AND PAC ASH CELL PERMIT NO. 102-009D(CCR)
2023 SECOND SEMI-ANNUAL EVENT

TITLE
CHLORIDE IN GROUNDWATER AT GWC-53

PROJECT NO.	PHASE	REV.	FIGURE
31406440.022	06	A	10

wsp.com