Georgia Power

Plant Wansley CCR Landfill

PERMIT #: 074-005D(CCR)

Heard County

2024 SEMIANNUAL GROUNDWATER MONITORING AND CORRECTIVE ACTION REPORT

Atlantic Coast Consulting, Inc.

PROFESSIONAL CERTIFICATION

This *2024 Semiannual Groundwater Monitoring and Corrective Action Report, Georgia Power Company – Plant Wansley Landfill* has been prepared in compliance with the United States Environmental Protection Agency Coal Combustion Residuals Rule [40 Code of Federal Regulations (CFR) 257 Subpart D], specifically § 257.90(e), and the Georgia Environmental Protection Division Rules for Solid Waste Management 391-3-4-.10 by a qualified groundwater scientist or engineer with Atlantic Coast Consulting, Inc. (ACC). I hereby certify that I am a qualified groundwater scientist, in accordance with the Georgia Rules of Solid Waste Management 391-3-4-.01.

ATLANTIC COAST CONSULTING, INC.



Ryan Walker, P.G.
Project Manager
Date: August 30, 2024

Chad Hall, PhD, P.E.
Senior Professional Engineer
Date: August 30, 2024

SUMMARY

This summary of the *2024 Semiannual Groundwater Monitoring and Corrective Action Report* provides the groundwater monitoring and corrective action program status from January through June 2024 for Georgia Power Company (Georgia Power) Plant Wansley Coal Combustion Residuals (CCR) Landfill (Site). This summary was prepared by Atlantic Coast Consulting, Inc. (ACC) on behalf of Georgia Power to meet the requirements listed in Part A, Section 6[1] of the United States Environmental Protection Agency (US EPA) CCR Rule [40 Code of Federal Regulations (CFR) 257 Subpart D].

Plant Wansley is located at 1371 Liberty Church Road, approximately 12 miles southeast of the City of Carrollton. The Site is located on the southern portion of the Plant Wansley property. As part of the 2022 Integrated Resource Plan, the Georgia Public Service Commission approved decertification and retirement of the Plant Wansley Coal fired units on August 31, 2022.



Plant Wansley and Plant Wansley Landfill

The groundwater monitoring system is comprised of a comprehensive network of wells installed to meet federal and state monitoring requirements. After background groundwater conditions were established between August 2011 and July 2013, routine sampling and reporting began in accordance with the Solid Waste Handling Permit (074-005D(LI)) requirements specified in the Design and Operation (D&O) Plan that existed at that time. Georgia Environmental Protection Division (EPD) issued a Handling Permit for CCR, Permit No. 074-005D (CCR), on December 8, 2022, which replaced the former solid waste permit. Routine groundwater monitoring and reporting is conducted at the site pursuant to the Groundwater Monitoring Plan in the 2022 permit. The monitoring program meets the requirements of 40 CFR § 257.90 through § 257.95. Background groundwater conditions for Appendix III[2] and IV parameters[3] were established between May 2016 and August 2017. Alternate Source Demonstrations (ASDs) completed in 2017-2024 have presented evidence demonstrating that statistically significant increases (SSIs) in groundwater are not due to a release from the unit. During the 2024 semiannual reporting period, the Site remained in detection monitoring.

[1] 80 FR 21468, Apr. 17, 2015, as amended at 81 FR 51807, Aug. 5, 2016; 83 FR 36452, July 30, 2018; 85 FR 53561, Aug. 28, 2020
[2] Boron, calcium, chloride, fluoride, pH, sulfate, and total dissolved solids (TDS)
[3] Antimony, arsenic, barium, beryllium, cadmium, chromium, cobalt, fluoride, lead, lithium, mercury, molybdenum, selenium, thallium, and radium 226+228

During the 2024 semiannual reporting period, ACC conducted a groundwater sampling event in February 2024. Groundwater samples were submitted to Eurofins Environment Testing America for analysis. Per the CCR Rule, the groundwater results were evaluated in accordance with the certified statistical methods. That evaluation showed SSIs of Appendix III and Appendix I parameters in wells provided in the table below.

Appendix III Parameter	February 2024
Boron	GWC-14*
Chloride	GWC-14*

* ASD has been approved by EPD.

SSIs confirmed during the current monitoring period have been addressed by previous ASDs. Based on review of the Appendix III statistical results completed for the groundwater monitoring and corrective action program from January through June 2024, the Site will remain in detection monitoring. Georgia Power will continue detection groundwater monitoring and reporting at the Site. Reports will be posted to Georgia Power's website and provided to the Georgia EPD semiannually.

TABLE OF CONTENTS

Section Page No.

1.0 INTRODUCTION 1
1.1 Site Description and Background 1
1.2 Regional Geology and Hydrogeologic Setting 1
1.3 Groundwater Monitoring Well Network 2
2.0 GROUNDWATER MONITORING ACTIVITIES 2
2.1 Monitoring Well Installation and Maintenance 2
2.2 Detection Monitoring Program 3
2.3 Additional Sampling 3
3.0 SAMPLE METHODOLOGY AND ANALYSIS 3
3.1 Groundwater Flow Direction, Gradient, and Velocity 3
3.2 Groundwater Sampling 4
3.3 Laboratory Analyses 5
3.4 Quality Assurance and Quality Control 5
4.0 STATISTICAL ANALYSIS 5
4.1 Appendix I and III Parameters Methods 6
4.2 Statistical Analyses Results for Appendix I Parameters 6
4.3 Statistical Analyses Results for Appendix III Parameters 7
5.0 ALTERNATE SOURCE DEMONSTRATIONS 7
6.0 MONITORING PROGRAM STATUS 7
7.0 CONCLUSIONS AND FUTURE ACTIONS 7
8.0 REFERENCES 8

Tables

Table 1 – Monitoring Well Network Summary
Table 2 – Groundwater Event Summary
Table 3 – Summary of Required Groundwater Monitoring Parameters
Table 4 – Summary of Groundwater Elevations
Table 5 – Horizontal Groundwater Flow Velocity Calculations – February 2024
Table 6 – Groundwater Analytical Data Summary – February 2024
Table 7 – Surface Water Analytical Data Summary – February 2024
Table 8 – Statistical Method Summary

Figures

Figure 1 – Site Map
Figure 2 – Well Location Map
Figure 3 – Potentiometric Contour Map – February 2024

Appendices

Appendix A – Laboratory Analytical and Field Sampling Reports
Laboratory Analytical Reports – February 2024 Monitoring Event
Laboratory Data Validations – February 2024 Monitoring Event
Field Sampling Reports – February 2024 Monitoring Event
Daily Instrument Calibration Logs – February 2024 Monitoring Event
Well Inspection Forms – February 2024 Monitoring Event
Laboratory Analytical Reports – March 2024 Monitoring Event
Laboratory Data Validations – March 2024 Monitoring Event
Field Sampling Reports – March 2024 Monitoring Event
Daily Instrument Calibration Logs – March 2024 Monitoring Event
Appendix B – Historical Surface Water Analytical Data
Appendix C – Statistical Analysis Reports
Statistical Analysis Reports – February 2024 Monitoring Event
Appendix D – Alternate Source Demonstration

1.0 INTRODUCTION

In accordance with the United States Environmental Protection Agency (US EPA) Coal Combustion Residuals (CCR) Rule [40 Code of Federal Regulations (CFR) 257 Subpart D] and the Georgia Environmental Protection Division (EPD) Rules for Solid Waste Management 391-3-4-.10, Atlantic Coast Consulting, Inc. (ACC) has prepared this *2024 Semiannual Groundwater Monitoring and Corrective Action Report* to document groundwater monitoring activities conducted at the Site. Semiannual monitoring and reporting for the CCR Unit are performed in accordance with the monitoring requirements of 40 CFR § 257.90 through § 257.95 of the Federal CCR Rule and Georgia EPD Rules for Solid Waste Management 391-3-4-.10(6)(a).

Georgia EPD issued CCR Permit No. 074-005D(CCR) on December 8, 2022, which replaced Georgia Solid Waste Permit No. 074-005D(LI). Routine groundwater monitoring and reporting is conducted at the Site pursuant to the Groundwater Monitoring Plan (GWMP) in the 2022 permit. This report provides the results of the sampling events conducted in February 2024 and includes results for: (1) a list of modified parameters derived from Appendix I of 40 CFR § 258 included in the Design and Operation (D&O) Plan in the permit; and (2) CCR detection monitoring sampling event for 40 CFR § 257 Appendix III parameters.

This document serves as the *2024 Semiannual Groundwater Monitoring and Corrective Action Report* in accordance with Georgia EPD Rule 391-3-4-.10(6)(a) and 40 CFR § 257.90(e). For ease of reference when discussing aspects of the CCR Rule, only the US EPA CCR Rules are cited within this report.

1.1 Site Description and Background

Plant Wansley is located in northeast Heard County and southeast Carroll County, Georgia, at 1371 Liberty Church Road, approximately 12 miles southeast of the City of Carrollton. The plant property encompasses approximately 5,100 acres and is bounded on the east by the Chattahoochee River (Figure 1, Site Map). As part of the 2022 Integrated Resource Plan, the Georgia Public Service Commission approved decertification and retirement of the Plant Wansley coal-fired units by August 31, 2022. The Site is located on the property south of the plant. The Site is composed of three cells within an approximate 73-acre disposal footprint. Each cell of the Plant Wansley Landfill is lined with a 60-mil thick high-density polyethylene (HDPE) liner underlain by a geosynthetic clay liner (GCL), a 2-foot compacted clay layer [maximum hydraulic conductivity of 1×10^{-5} centimeters per second (cm/sec)], and structural fill. A leachate collection and removal system overlies the liner system to remove liquids and reduce head pressure on the liner.

Routine groundwater sampling and reporting began after background groundwater conditions were established between August 2011 and July 2013, prior to placement of waste, in accordance with the Solid Waste Permit requirements specified in the D&O Plan that existed at that time. The monitoring program has been modified to include Appendix III parameters to meet the requirements of 40 CFR § 257.90 through § 257.95. Background groundwater conditions for Appendix III and IV parameters were established between May 2016 and August 2017.

1.2 Regional Geology and Hydrogeologic Setting

The Site is located in the Piedmont physiographic province of Georgia characterized by low, linear ridges separated by broad, open valleys trending northeast-southwest. The Piedmont contains

predominately metamorphic rock of Precambrian to Paleozoic age. Over geologic time the Piedmont has experienced multiple events of uplift, folding and faulting, alteration, and erosion.

Soils in the Piedmont formed mostly from the in-place weathering of the underlying crystalline bedrock. Near the ground surface, the soils are silt- and clay-rich. Sand and fine sand become more prominent with depth. Furthermore, with increasing depth the weathered materials tend to retain details of the structural features of the underlying bedrock.

The Site is situated on several bedrock types composed of schist, gneiss, quartzite, and amphibolite identified in boring logs (Golder, 2018). Residual soils are primarily sandy silt, silty sand, sandy clay, and silty clay which overlie bedrock across the site. Saprolitic soils were described at variable thickness across the Site but were generally encountered at or near ground surface.

Groundwater occurs across the Site in the overburden soils, as well as in the underlying and hydraulically connected bedrock. Recharge to the bedrock originates from groundwater stored in low permeability, high porosity, clay- and silt-rich overburden material. Infiltration of groundwater through overburden material to bedrock occurs in areas of enhanced permeability (i.e., areas of high fracture density). The water table surface at the Site is a subdued mimic of the topography. The top of the rock surface generally follows topography and likely controls groundwater flow direction in the uppermost aquifer as well. Groundwater flow across the Site is generally to the east and northeast.

1.3 Groundwater Monitoring Well Network

A groundwater monitoring system was installed within the uppermost aquifer at the Site. The monitoring system is designed to monitor groundwater passing the waste boundary of the CCR Unit within the uppermost aquifer. Figure 2, Well Location Map, shows the monitoring well locations (Table 1, Monitoring Well Network Summary). Wells were located to serve as upgradient and downgradient monitoring points, based on groundwater flow direction (Figure 3, Potentiometric Contour Map – February 2024).

2.0 GROUNDWATER MONITORING ACTIVITIES

Pursuant to 40 CFR § 257.90(e), the following describes monitoring-related activities performed during the semiannual monitoring period. There are no changes in the status of the monitoring program. All groundwater sampling was performed in accordance with 40 CFR § 257.93. Samples were collected in February 2024 from each well, with the exception of upgradient monitoring well GWA-3 which purged dry and did not recover sufficiently for representative sample collection, in the certified monitoring system shown on Figure 2.

2.1 Monitoring Well Installation and Maintenance

There was no change to the groundwater monitoring system during the reporting period; the network remained the same as in the previous reporting year, i.e., 2023. Monitoring wells are inspected semiannually to determine if any repairs or corrective actions are necessary to meet the requirements of the Georgia Water Well Standards Act (O.C.G.A. § 12-5-134(5)(d)(vii)). In February 2024, monitoring wells were inspected, and routine maintenance was performed as needed. Well inspection checklists completed during the reporting period are included in Appendix A, Laboratory Analytical and Field Sampling Reports. These well inspections were

performed under the direction of a professional geologist or engineer registered in the State of Georgia. No repairs were conducted during the monitoring period.

2.2 Detection Monitoring Program

Detection monitoring is performed on a semiannual basis in accordance with the approved Georgia EPD CCR Permit and the Site's GWMP. The semiannual sampling event was conducted in February 2024. A summary of groundwater sampling events completed during the reporting period is provided in Table 2, Groundwater Event Summary.

Groundwater samples from wells in the detection monitoring system were collected from each monitoring well and analyzed for:

- A state-modified Appendix I list of detection parameters according to Georgia EPD Handling Permit for CCR [No. 074-005D(CCR)]. The state-modified Appendix I parameter list includes antimony, arsenic, barium, beryllium, cadmium, chromium, cobalt, copper, lead, mercury, nickel, selenium, silver, thallium, vanadium, and zinc.
- Appendix III parameters according to 40 CFR § 257.94(a).

The parameters required by Appendix I and Appendix III are summarized in Table 3, Summary of Required Groundwater Monitoring Parameters. Copies of the analytical data packages for the semiannual detection monitoring events are included in Appendix A.

2.3 Additional Sampling

Surface water samples were collected from SWA-1, SWA-6, SWC-3, SWC-5, and SWC-7 during the February 2024 event. Locations SWC-2, SWC-4, SWC-8, and SWC-9 were dry at the time of sampling. Field parameter logs and laboratory analytical reports for surface water samples collected during the February 2024 monitoring event are included in Appendix A. A tabular summary of historical surface water monitoring results is presented in Appendix B, Historical Surface Water Analytical Data, and includes data from the current monitoring event as well as each of the historical monitoring events.

Due to anomalous results for antimony in GWC-13 and pH in GWC-31 during data validation of the February 2024 event, these wells were resampled in March 2024. The resample results are presented in Appendix A.

3.0 SAMPLE METHODOLOGY AND ANALYSIS

The following sections describe the methods used to conduct groundwater monitoring at the Site during the semiannual monitoring period.

3.1 Groundwater Flow Direction, Gradient, and Velocity

Prior to sampling, groundwater elevations were recorded from each well in the network at the Site. Groundwater elevations recorded during the monitoring event are summarized in Table 4, Summary of Groundwater Elevations. Groundwater elevation data were used to develop Figure 3. As shown on Figure 3, groundwater flows semi-radially from topographic highs near GWA-2 and GWA-28. A thorough review of historical groundwater elevations and flow directions, including data from older suitability borings from within the waste footprint which have since been properly abandoned, has been completed. As appropriate, this data has been utilized to

more accurately represent groundwater flow direction under the waste footprint while remaining consistent with elevations observed in current groundwater monitoring wells during recent monitoring events.

The horizontal groundwater flow velocity at the Site was calculated using a derivation of Darcy's Law. Specifically:

Equation

$$v = \frac{K\,(dh/dl)}{P_e}$$

where:
v = groundwater velocity
K = hydraulic conductivity
dh/dl = hydraulic gradient
P_e = effective porosity

Groundwater flow velocities were calculated for the Site based on hydraulic gradients, average hydraulic conductivity based on previous slug test data, and an estimated effective porosity of 0.10 (SCS, 2007). The groundwater flow velocity has been calculated and is tabulated on Table 5, Horizontal Groundwater Flow Velocity Calculations – February 2024. The calculated flow velocity was approximately 0.43 feet per day during the February 2024 event. Calculated groundwater velocities across the Site are generally consistent with historical calculations and site-specific geology; therefore, confirming the groundwater monitoring network as properly located to monitor the uppermost aquifer.

3.2 Groundwater Sampling

Groundwater samples were collected using low-flow sampling procedures in accordance with 40 CFR § 257.93(a) and the D&O Plan. Purging and sampling was performed using either a peristaltic pump, dedicated QED bladder pump, or non-dedicated QED bladder pump. Pump intakes were located at the midpoint of the well screen (or as appropriately determined by the water level). Any non-disposable equipment was decontaminated before use and between well locations using procedures described in the latest version of the Region 4 US EPA Lab Services and Applied Science Division (LSASD) Field Equipment Cleaning and Decontamination as a guide (US EPA, 2020).

Monitoring wells were purged and sampled using low-flow sampling procedures. An Aqua Troll (In-Situ field instrument) was used to monitor and record field water quality parameters (pH, specific conductance, oxidation-reduction potential [ORP], dissolved oxygen [DO], and temperature) during well purging prior to sampling. Turbidity was measured using a Hach 2100Q portable turbidimeter. Groundwater samples were collected when the following stabilization criteria were met:

- ± 0.1 standard units for pH
- ± 5% for specific conductance
- ± 10% for DO, or 0.2 milligrams per liter (mg/L), whichever is greater. No criterion applies if DO < 0.5 mg/L
- Turbidity measurements less than 5 nephelometric turbidity units (NTU)

Once stabilization was achieved, samples were collected directly into appropriately preserved laboratory-supplied sample containers. Sample bottles were placed in ice-packed coolers and submitted to Eurofins Environment Testing America (Eurofins) of Savannah, Georgia and Orlando, Florida following chain-of-custody protocol. Stabilization logs for each well during the monitoring event are included in Appendix A.

3.3 Laboratory Analyses

Laboratory analyses were performed by Eurofins. Eurofins is accredited by the National Environmental Laboratory Accreditation Program (NELAP) and maintains a NELAP certification for the parameters analyzed for this project. In addition, Eurofins is certified to perform analysis by the State of Georgia. Analytical results collected during the monitoring period are summarized in Table 6, Groundwater Analytical Data Summary – February 2024. Surface water analytical results collected during the monitoring period are presented in Table 7, Surface Water Analytical Data Summary – February 2024. Analytical methods used for groundwater monitoring parameters, chain-of-custody records, and analytical results are provided in laboratory reports in Appendix A.

3.4 Quality Assurance and Quality Control

During each sampling event, quality assurance/quality control (QA/QC) samples are collected at a rate of one set per every 10 or 20 detection samples in accordance with the GWMP. Equipment blanks (where non-dedicated sampling equipment is used) were collected at a rate of one set per 10 detection samples, while field blanks (where dedicated sampling equipment is used) and duplicate samples were collected at a rate of one set per 20 detection samples. QA/QC sample data were evaluated during data validation and are included in Appendix A.

Groundwater quality data in this report were validated in accordance with US EPA guidance (US EPA, 2011) and the analytical methods. Data validation generally consisted of reviewing sample integrity, holding times, laboratory method blanks, laboratory control samples, matrix spike/matrix spike duplicate recoveries and relative percent differences (RPDs), post digestion spikes, laboratory and field duplicate RPDs, field and equipment blanks, and reporting limits (RLs). Where appropriate, validation qualifiers and flags are applied to the data using US EPA procedures as guidance (US EPA, 2017). Data validation summaries are included in Appendix A.

Values followed by a "J" flag in Tables 6 and 7 indicate that the result is an estimated parameter concentration detected between the method detection limit (MDL) and the laboratory RL. The estimated value is positively identified but is below the lowest level that can be reliably achieved within specified limits of precision and accuracy under routine laboratory operating conditions. “J” flagged data are used to establish background statistical limits but are not used when performing statistical analyses or calculating RPDs. The validated data meet project objectives and the associated data validation reports are provided in Appendix A, along with the laboratory reports.

4.0 STATISTICAL ANALYSIS

The statistical method used at the Site was developed by Groundwater Stats Consulting, LLC (GSC), using methodology presented in *Statistical Analysis of Groundwater Data at RCRA Facilities, Unified Guidance*, March 2009, US EPA 530/ R-09-007 (US EPA, 2009).

Statistical analysis of February 2024 groundwater monitoring data was performed by GSC following the appropriate certified statistical methodology for the Site in the GWMP. A summary of the statistical methodology used at the Site for routine groundwater monitoring is provided in Table 8, Statistical Method Summary. Statistical analysis methods and results are provided in Appendix C, Statistical Analysis Reports. The methods and results are summarized in the following sections.

4.1 Appendix I and III Parameters Methods

To develop the statistical methods, analytical data collected during the background period were evaluated and used to develop statistical limits for each Appendix I and III parameter. Sanitas groundwater statistical software was used to screen the data and perform the statistical analyses. Sanitas is a decision support software package that incorporates the statistical tests required of Subtitle C and D facilities by US EPA regulations.

Interwell prediction limits (PLs) pool upgradient well data to establish a background limit for an individual parameter, and the most recent sample from each downgradient well is compared to the same limit for each parameter. Intrawell PLs are constructed from historical data within a given well, and the most recent sample is compared to background.

Statistical tests used to evaluate permit-required Appendix I groundwater monitoring data consist of intrawell PLs combined with a 1-of-2 verification resample plan for the permit-required Appendix I parameters.

Statistical tests used to evaluate Appendix III groundwater monitoring data consist of interwell PLs combined with a 1-of-2 verification resample plan for parameters boron, calcium, chloride, and fluoride. Monitoring results for pH, sulfate, and total dissolved solids (TDS) were evaluated using intrawell PLs combined with a 1-of-2 verification resample plan.

Intrawell statistical methods are a conservative first step that may be overly sensitive to natural variation, particularly for nonparametric limits with small background sample sizes. Therefore, in instances where an apparent Appendix I or III statistically significant increase (SSI) is identified by intrawell statistical methods, interwell statistical methods may be used as a reasonable second step to determine sitewide background.

If data from a sampling event initially exceeds the PL, the resampling strategy may be used to verify the result. In 1-of-2 resampling, one independent resample may be collected and evaluated within 90 days to determine whether the initial exceedance is verified. If a resample exceeds the PL, the initial exceedance is verified, and an SSI is identified. When a resample result does not verify the initial result, and does not exceed the PL, there is no SSI. If resampling is not performed, the initial exceedance is a confirmed SSI.

4.2 Statistical Analyses Results for Appendix I Parameters

Analytical data from the monitoring event in February 2024 were statistically analyzed in accordance with the statistical methods. The statistical analysis and comparison to PLs are included in Appendix C.

Based on the statistical results presented in Appendix C, evaluation of parameters exhibiting initial exceedances of the intrawell statistical analysis identified unverified exceedances for antimony in the sample from GWC-13, arsenic in GWA-1, barium in GWC-17, GWC-34, and GWC-35, copper in GWC-34, lead in GWA-2, and zinc in GWC-24. The arsenic, barium, copper, lead and zinc results were not identified as exceedances of the interwell prediction limits by utilizing the two-step approach. The result for antimony in GWC-13 was identified as an exceedance of the interwell prediction limit. However, this result was not verified during the March verification event. Therefore, there were no verified statistical exceedances identified for Appendix I parameters.

4.3 Statistical Analyses Results for Appendix III Parameters

Analytical data from the monitoring event in February 2024 were statistically analyzed in accordance with the statistical methods. The statistical analysis and comparison to PLs are included in Appendix C.

Based on the statistical results presented in Appendix C, the evaluation of parameters exhibiting initial exceedances of the statistical analysis identified for pH in GWC-31 and verified SSIs for boron and chloride in GWC-14. The pH result in GWC-31 was not verified during the March verification event. Therefore, the exceedances identified during this event include:

- Boron: GWC-14
- Chloride: GWC-14

The boron and chloride SSIs identified for GWC-14 are consistent with conditions outlined by Alternate Source Demonstrations (ASDs) completed in April 2018 (ACC, 2018) and August 2022 (ACC, 2022) for GWC-14. The conditions outlined in the April 2018 and August 2022 ASDs are still present. These SSIs have been addressed by a Georgia EPD approved ASD. Therefore, the Site will remain in detection monitoring.

5.0 ALTERNATE SOURCE DEMONSTRATIONS

ASDs were previously submitted to Georgia EPD under separate report covers to address SSIs of Appendix I and Appendix III parameters. Based on Georgia EPD guidance, ASDs no longer require concurrence if an SSI has not been detected for two consecutive events, which indicates natural variability. SSIs confirmed in GWC-14 during this reporting period have been addressed by an August 2022 update to the April 2018 ASD, both of which have been approved by Georgia EPD, as listed in the table below. A previous SSI for boron in GWC-9 was addressed by an ASD submitted in April 2024, and is included for reference as Appendix D, Alternate Source Demonstration.

Reference	SSI(s)	Well(s)	Status
Atlantic Coast Consulting, Inc., Alternate Source Demonstration – Plant Wansley CCR Landfill, April 2018, updated August 2022.	boron	GWC-14	Approved October 19, 2022
	chloride	GWC-14	
Atlantic Coast Consulting, Inc., Alternate Source Demonstration – Plant Wansley CCR Landfill, April 2024.	boron	GWC-9^	Submitted April 30, 2024

^ = Boron in GWC-9 was not found to be an SSI during the February 2024 monitoring event.

6.0 MONITORING PROGRAM STATUS

In accordance with 40 CFR § 257.94(e) and § 257.95 and Georgia's Solid Waste Management Rule 391-3-4-.10, the Site will remain in detection monitoring. Verified SSIs for Appendix III parameters during the February 2024 monitoring event have been addressed by previous Georgia EPD-approved ASDs.

7.0 CONCLUSIONS AND FUTURE ACTIONS

This *2024 Semiannual Groundwater Monitoring and Corrective Action Report, Georgia Power Company – Plant Wansley CCR Landfill* was prepared to fulfill the requirements of US EPA's CCR Rule 257.90(e) and Georgia EPD Rules for Solid Waste Management Chapter 391-3-4-.10.

Statistical evaluations of the groundwater monitoring data for the Site identified SSIs of Appendix III groundwater monitoring parameters. Verified SSIs have been addressed by Georgia EPD approved ASDs, and the Site remains in detection monitoring.

The next semiannual monitoring event is tentatively scheduled for August 2024.

8.0 REFERENCES

Atlantic Coast Consulting, Inc. (ACC), *Alternate Source Demonstration - Addendum –Plant Wansley CCR Landfill*, April 2018a.

Atlantic Coast Consulting, Inc. (ACC), *Alternate Source Demonstration –Plant Wansley CCR Landfill*, June 2018b.

Atlantic Coast Consulting, Inc. (ACC), *Alternate Source Demonstration –Plant Wansley CCR Landfill*, December 2018c.

Atlantic Coast Consulting, Inc. (ACC), *Alternate Source Demonstration –Plant Wansley CCR Landfill*, December 2019.

Atlantic Coast Consulting, Inc. (ACC), *Alternate Source Demonstration –Plant Wansley CCR Landfill*, April 2020a.

Atlantic Coast Consulting, Inc. (ACC), *Alternate Source Demonstration –Plant Wansley CCR Landfill*, August 2020b.

Atlantic Coast Consulting, Inc. (ACC), *Alternate Source Demonstration – Addendum –Plant Wansley CCR Landfill*, August 2022.

Atlantic Coast Consulting, Inc. (ACC), *Alternate Source Demonstration – 2023 Addendum –Plant Wansley CCR Landfill*, May 2023.

Georgia Environmental Protection Division, 1997. *Criteria for Performing Site Acceptability Studies for Solid Waste Landfills in Georgia – Circular 14.*

Golder Associates, Inc. *Geologic and Hydrogeologic Report – Plant Wansley*, November 2018.

Groundwater Stats Consulting, 2019. *Plant Wansley Landfill Background Data Screening & Recommended Statistical Methods*. August 2019.

Hodges, Harbin, Newberry & Tribble, Inc (HHNT), 2022. *Groundwater Monitoring Plan*. September 2022.

Groundwater Stats Consulting, 2021. *Plant Wansley Landfill Statistical Analysis – March 2021*. August 2021.

Sanitas: Groundwater Statistical Software, Sanitas Technologies, Shawnee, KS, 2007.

Southern Company Services, Inc. 2017. *Alternate Source Demonstration for Plant Wansley Disposal Facility Groundwater Monitoring Network.*

Southern Company Services, Inc. 2007. *Georgia Power Company Plant Wansley Proposed Coal Combustion By-Product Disposal Facility Site Acceptability Report – Revision 1.*

US EPA, 1989. Waste Management Division Office of Solid Waste, EPA 530/SW89-031 Interim Final RCRA Investigation (RFI) Guidance, Volume II of IV.

US EPA, 2009. *Unified Guidance*, Statistical Analysis of Groundwater Monitoring Data at RCRA Facilities. Office of Solid Waste Management Division, US EPA, Washington, D.C.

US EPA, 2020. Field Equipment Cleaning and Decontamination – Operating Procedure: LSADPROC-205-R4, Athens, Georgia, 16 p.

US EPA, 2023. Groundwater Sampling – Operating Procedure: LSASDPROC-301-R6, Athens, Georgia. 36 p.

TABLES

Table 1
Monitoring Well Network Summary
Georgia Power Company
Plant Wansley CCR Landfill
Heard County, GA

Well ID	Compliance Purpose	Location	Northing	Easting	Ground Surface Elevation (feet)	Top of Casing Elevation (feet)	Top of Screen Elevation (feet)	Bottom of Screen Elevation (feet)	Total Well Depth (feet below top of casing)	Groundwater Zone Screened	Installation Date
GWA-1	Detection	Upgradient	1236940.49	2027869.31	774.93	778.02	738.53	728.53	49.79	PWR	03/03/2011
GWA-2	Detection	Upgradient	1237147.60	2027481.39	813.07	816.16	766.37	756.37	60.09	Bedrock	03/03/2011
GWA-3	Detection	Upgradient	1237240.36	2027158.40	787.27	790.64	769.57	759.57	31.37	Bedrock	03/03/2011
GWA-4	Detection	Upgradient	1237254.83	2026747.92	776.51	779.54	749.31	739.31	40.53	PWR, Overburden	02/11/2011
GWC-5	Detection	Downgradient	1237692.42	2026716.41	753.08	755.91	725.38	715.38	40.83	PWR, Bedrock	02/10/2011
GWC-6	Detection	Downgradient	1237924.67	2027012.89	746.86	749.98	729.16	719.16	31.12	PWR, Bedrock	02/10/2011
GWC-7	Detection	Downgradient	1238261.86	2027268.99	728.13	731.15	715.43	705.43	26.02	Bedrock	02/10/2011
GWC-8	Detection	Downgradient	1238501.55	2027640.45	720.35	723.46	713.65	703.65	20.11	Overburden, Bedrock	02/22/2011
GWC-9	Detection	Downgradient	1238673.12	2027891.35	709.71	712.65	703.51	693.51	19.44	Bedrock, Overburden	02/23/2011
GWC-10	Detection	Downgradient	1238950.81	2028309.04	705.84	709.41	697.74	687.74	21.97	Overburden, Bedrock	07/12/2011
GWC-11	Detection	Downgradient	1238930.02	2028592.08	697.89	701.05	693.19	683.19	18.16	Overburden	02/23/2011
GWC-12	Detection	Downgradient	1238738.52	2028921.56	721.02	724.06	693.82	683.82	40.54	Bedrock	02/24/2011
GWC-13	Detection	Downgradient	1238622.44	2029289.86	691.12	694.08	613.92	603.92	90.46	Overburden, Bedrock	02/28/2011
GWC-14	Detection	Downgradient	1238428.07	2029551.52	688.59	692.63	678.59	668.59	24.34	Overburden	06/28/2011
GWC-15	Detection	Downgradient	1238163.93	2029814.36	684.38	687.44	646.68	636.68	51.06	PWR, Bedrock	02/28/2011
GWC-16	Detection	Downgradient	1237809.03	2029989.71	687.13	690.32	673.73	663.73	26.89	Overburden	06/28/2011
GWC-17	Detection	Downgradient	1237469.64	2029801.29	701.65	704.55	661.65	651.65	53.20	Overburden	06/28/2011
GWC-18	Detection	Downgradient	1237097.77	2029691.53	697.42	700.31	680.22	670.22	30.39	Overburden, PWR	03/01/2011
GWC-19	Detection	Downgradient	1236841.16	2029323.11	694.54	698.47	670.34	660.34	38.43	Overburden, PWR	07/13/2011
GWC-20	Detection	Downgradient	1236645.57	2029149.57	703.33	706.29	645.63	635.63	70.96	PWR	03/01/2011
GWC-21	Detection	Downgradient	1236230.06	2028634.08	717.32	721.02	693.02	683.02	38.30	Overburden	07/12/2011
GWC-22	Detection	Downgradient	1236396.22	2028325.64	741.04	744.17	677.34	667.34	77.13	PWR	03/02/2011
GWC-23	Detection	Downgradient	1236657.67	2028089.81	770.46	773.41	715.76	705.76	67.95	PWR	03/02/2011
GWC-24	Detection	Downgradient	1237355.54	2026407.92	787.48	790.37	749.58	739.58	51.09	Overburden, PWR	02/15/2011
GWC-25	Detection	Downgradient	1237404.61	2026089.46	809.37	812.36	761.37	751.37	61.29	Bedrock	02/15/2011
GWC-26	Detection	Downgradient	1237625.00	2025790.42	782.56	785.60	736.36	726.36	59.54	Overburden, PWR	02/16/2011
GWC-27	Detection	Downgradient	1237829.15	2025522.92	811.38	814.32	753.68	743.68	70.94	PWR, Bedrock	02/16/2011
GWA-28	Detection	Upgradient	1237995.74	2025182.65	846.33	849.16	813.63	803.63	45.83	Bedrock	02/22/2011
GWA-29	Detection	Upgradient	1238288.93	2024984.27	831.70	834.67	787.90	777.90	57.07	Bedrock	06/27/2011
GWC-30	Detection	Downgradient	1238565.49	2025118.88	788.46	791.10	751.76	741.76	49.64	Overburden	02/17/2011
GWC-31	Detection	Downgradient	1238701.92	2025618.17	793.57	797.50	769.97	759.97	38.03	Bedrock	06/21/2011
GWC-32	Detection	Downgradient	1238774.04	2025876.12	782.17	785.38	764.47	754.47	31.21	Bedrock	02/18/2011
GWC-33	Detection	Downgradient	1238818.01	2026322.50	757.02	760.05	746.32	736.32	24.03	PWR, Bedrock	02/18/2011
GWC-34	Detection	Downgradient	1238558.69	2026569.25	732.49	735.40	694.99	684.99	50.91	Overburden, Bedrock	02/21/2011
GWC-35	Detection	Downgradient	1238243.50	2026822.29	728.11	730.64	700.41	690.41	40.53	PWR, Bedrock	02/08/2011

Notes:
Elevations shown are in datum NAVD88, which indicates feet in elevation referenced to the North American Vertical Datum 1988.
Well screen elevations are calculated by subtracting the depths to top and bottom of the well screen from the ground surface elevation.
Northings and eastings are feet relative to North American Datum 1983, State Plane Georgia West Zone.
Groundwater Zone Screened designations are ASTM D2487-17e1 Standard Practice for Classification of Soils for Engineering Purposes (Unified Soil Classification System), where applicable.
PWR = Partially weathered rock.

Table 2
Groundwater Event Summary
Georgia Power Company
Plant Wansley CCR Landfill
Heard County, GA

Well ID	Hydraulic Location	Compliance Purpose	February 13 2024 - February 22 2024	March 27 2024
			Semiannual Detection Event	Verification Event
Georgia Power Company - Plant Wansley - CCR Landfill				
GWA-1	Upgradient	Detection	X	
GWA-2	Upgradient	Detection	X	
GWA-4	Upgradient	Detection	X	
GWC-5	Downgradient	Detection	X	
GWC-6	Downgradient	Detection	X	
GWC-7	Downgradient	Detection	X	
GWC-8	Downgradient	Detection	X	
GWC-9	Downgradient	Detection	X	
GWC-10	Downgradient	Detection	X	
GWC-11	Downgradient	Detection	X	
GWC-12	Downgradient	Detection	X	
GWC-13	Downgradient	Detection	X	X
GWC-14	Downgradient	Detection	X	
GWC-15	Downgradient	Detection	X	
GWC-16	Downgradient	Detection	X	
GWC-17	Downgradient	Detection	X	
GWC-18	Downgradient	Detection	X	
GWC-19	Downgradient	Detection	X	
GWC-20	Downgradient	Detection	X	
GWC-21	Downgradient	Detection	X	
GWC-22	Downgradient	Detection	X	
GWC-23	Downgradient	Detection	X	
GWC-24	Downgradient	Detection	X	
GWC-25	Downgradient	Detection	X	
GWC-26	Downgradient	Detection	X	
GWC-27	Downgradient	Detection	X	
GWA-28	Upgradient	Detection	X	
GWA-29	Upgradient	Detection	X	
GWC-30	Downgradient	Detection	X	
GWC-31	Downgradient	Detection	X	X
GWC-32	Downgradient	Detection	X	
GWC-33	Downgradient	Detection	X	
GWC-34	Downgradient	Detection	X	
GWC-35	Downgradient	Detection	X	

Notes:
X - Indicates well sampled during event
Semiannual Detection Event includes Appendix III and Appendix I parameters.
GWA-3 purged dry and did not recover sufficiently to allow for a representative sample.

Table 3
Summary of Required Groundwater Monitoring Parameters
Georgia Power Company
Plant Wansley CCR Landfill
Heard County, GA

Appendix III (40 CFR 257)	Appendix IV (40 CFR 257)	Modified Appendix I Metals (State Permit)
Boron	Antimony	Antimony
Calcium	Arsenic	Arsenic
Chloride	Barium	Barium
Fluoride	Beryllium	Beryllium
pH	Cadmium	Cadmium
Sulfate	Chromium	Chromium
Total Dissolved Solids	Cobalt	Cobalt
	Fluoride	Copper
	Lead	Lead
	Lithium	Mercury
	Mercury	Nickel
	Molybdenum	Selenium
	Radium 226 and 228 Combined	Silver
	Selenium	Thallium
	Thallium	Vanadium
		Zinc

Table 4
Summary of Groundwater Elevations
Georgia Power Company
Plant Wansley CCR Landfill
Heard County, GA

		February 2024	
Well ID	Top of Casing Elevation (feet)	Depth to Water (feet)	Groundwater Elevation (feet)
GWA-1	778.02	23.81	754.21
GWA-2	816.16	45.25	770.91
GWA-3	790.64	29.43	761.21
GWA-4	779.54	24.66	754.88
GWC-5	755.91	15.33	740.58
GWC-6	749.98	16.80	733.18
GWC-7	731.15	6.20	724.95
GWC-8	723.46	4.20	719.26
GWC-9	712.65	3.23	709.42
GWC-10	709.41	9.00	700.41
GWC-11	701.05	3.26	697.79
GWC-12	724.06	27.07	696.99
GWC-13	694.08	4.30	689.78
GWC-14	692.63	7.28	685.35
GWC-15	687.44	4.14	683.30
GWC-16	690.32	8.46	681.86
GWC-17	704.55	19.40	685.15
GWC-18	700.31	10.10	690.21
GWC-19	698.47	4.78	693.69
GWC-20	706.29	4.09	702.20
GWC-21	721.02	13.16	707.86
GWC-22	744.17	26.66	717.51
GWC-23	773.41	37.65	735.76
GWC-24	790.37	46.28	744.09
GWC-25	812.36	51.94	760.42
GWC-26	785.60	33.32	752.28
GWC-27	814.32	45.25	769.07
GWA-28	849.16	26.83	822.33
GWA-29	834.67	40.95	793.72
GWC-30	791.10	27.57	763.53
GWC-31	797.50	34.69	762.81
GWC-32	785.38	25.33	760.05
GWC-33	760.05	13.22	746.83
GWC-34	735.40	3.00	732.40
GWC-35	730.64	6.91	723.73

Notes:
Elevations referenced to the North American Vertical Datum 1988.
Groundwater elevations measured February 12, 2024.

Table 5
Horizontal Groundwater Flow Velocity Calculations - February 2024
Georgia Power Company
Plant Wansley CCR Landfill
Heard County, GA

Equation

$$v = \frac{K\,(dh/dl)}{P_e}$$

where: v = groundwater velocity
K = hydraulic conductivity
dh/dl = hydraulic gradient
P_e = effective porosity

Values Used in Calculation

	Value		Source
K =	4.1E-04 1.16	cm/sec ft/day	See note 1.
dh/dl_1 =	14.3/452 0.032	ft/ft unitless	from GWA-4 to GWC-5
dh/dl_2 =	52.01/1311 0.040	ft/ft unitless	from GWA-1 to GWC-20
dh/dl_3 =	45.96/1172 0.039	ft/ft unitless	from GWA-2 to GWC-7
dh/dl_{avg} =	0.037	unitless	Average (dh/dl_1, dh/dl_2, dh/dl_3)
P_e =	0.10	unitless	See note 1.

Calculation

$$v = \frac{(1.16)\,(0.037)}{0.10} \qquad v = 0.43 \text{ ft/day}$$

Notes
(1) Plant Wansley Proposed Combustion By-Product Disposal Facility
Site Acceptability Report (2007)

Table 6
Groundwater Analytical Data Summary - February 2024
Georgia Power Company
Plant Wansley CCR Landfill
Heard County, GA

	Sample Location	GWA-1	GWA-2	GWA-4	GWC-5	GWC-6	GWC-7	GWC-8	GWC-9	GWC-10
	Sample Date	02/13/2024	02/14/2024	02/14/2024	02/14/2024	02/14/2024	02/21/2024	02/21/2024	02/19/2024	02/20/2024
ANALYTE	UNITS									
Appendix III										
Boron	mg/L	< 0.022	< 0.022	0.022 J	< 0.022	< 0.022	0.035 J	0.036 J	0.080	< 0.022
Calcium	mg/L	0.86	3.4	38	30	15	44	20	7.2	13
Chloride	mg/L	2.0	2.8	12	11	5.3	27	3.0	6.7	7.4
Fluoride	mg/L	< 0.040	< 0.040	< 0.040	< 0.080	0.049 J	< 1.0	< 0.20	< 0.20	0.77
pH, Field	SU	5.35	5.67	6.38	6.31	5.96	6.46	5.86	5.40	5.97
Sulfate	mg/L	< 0.40	6.7	8.2	25	8.9	45	19	16	13
TDS	mg/L	18	46	170	210	130	350	130	69	120
Required by Permit										
Antimony	mg/L	< 0.00034	< 0.00034	< 0.00034	< 0.00034	< 0.00034	< 0.00034	< 0.00034	< 0.00034	< 0.00034
Arsenic	mg/L	0.0011	< 0.00086	< 0.00086	< 0.00086	< 0.00086	< 0.00086	< 0.00086	< 0.00086	< 0.00086
Barium	mg/L	0.012	0.014	0.19	0.032	0.060	0.066	0.029	0.072	0.018
Beryllium	mg/L	< 0.00020	< 0.00020	< 0.00020	< 0.00020	< 0.00020	< 0.00020	< 0.00020	0.00024 J	< 0.00020
Cadmium	mg/L	< 0.000078	< 0.000078	< 0.000078	0.00010 J	< 0.000078	< 0.000078	< 0.000078	< 0.000078	0.000080 J
Chromium	mg/L	< 0.0012	< 0.0012	< 0.0012	0.0012 J	< 0.0012	< 0.0012	< 0.0012	0.0015 J	< 0.0012
Cobalt	mg/L	0.00041 J	< 0.00022	0.0028	0.0041	0.0078	0.00076 J	0.0017 J	0.022	0.0034
Copper	mg/L	< 0.0011	< 0.0011	< 0.0011	0.0012 J	< 0.0011	< 0.0011	0.0028	0.0012 J	< 0.0011
Lead	mg/L	< 0.00021	0.0012	< 0.00021	< 0.00021	< 0.00021	< 0.00021	< 0.00021	< 0.00021	< 0.00021
Mercury	mg/L	< 0.000080	< 0.000080	< 0.000080	< 0.000080	< 0.000080	< 0.000080	< 0.000080	< 0.000080	< 0.000080
Nickel	mg/L	0.00087 J	0.00078 J	0.0013	0.0069	0.0052	0.0082	0.0021	0.0093	0.0012
Selenium	mg/L	< 0.00099	< 0.00099	< 0.00099	< 0.00099	< 0.00099	< 0.00099	< 0.00099	< 0.00099	< 0.00099
Silver	mg/L	< 0.00039	< 0.00039	< 0.00039	< 0.00039	< 0.00039	< 0.00039	< 0.00039	< 0.00039	< 0.00039
Thallium	mg/L	< 0.00026	< 0.00026	< 0.00026	< 0.00026	< 0.00026	< 0.00026	< 0.00026	< 0.00026	< 0.00026
Vanadium	mg/L	< 0.00063	< 0.00063	0.00067 J	0.0030	< 0.00063	0.0029	0.00079 J	0.00070 J	< 0.00063
Zinc	mg/L	0.0041 J	0.0031 J	< 0.0028	0.0031 J	< 0.0028	< 0.0028	< 0.0028	0.019	0.0042 J
Additional Parameters										
Bicarbonate Alkalinity as CaCO3	mg/L	5.3	9.0	120	120	88	270	93	30	66
Carbonate Alkalinity as CaCO3	mg/L	< 5.0	< 5.0	< 5.0	< 5.0	< 5.0	< 5.0	< 5.0	< 5.0	< 5.0
Total Alkalinity as CaCO3	mg/L	5.3	9.0	120	120	88	270	93	30	66
Magnesium	mg/L	0.76	2.4	6.2	17	11	38	12	3.8	4.6
Potassium	mg/L	1.1	1.7	3.9	1.1	1.5	0.96	1.5	3.1	1.8
Sodium	mg/L	1.5	2.1	10	12	7.6	34	6.1	3.8	12

Notes:
mg/L - milligrams per liter
SU - Standard Units
< indicates the substance was not detected above the method detection limit (MDL). The value displayed is the MDL.
J - The result is an estimated concentration. "J" qualifiers are applied by the laboratory when the concentration reported is above the MDL, but below the laboratory reporting limit.
Parameters required by permit are Appendix I parameters included to meet Georgia EPD Rule 391-3-4.14 requirements.

Table 6
Groundwater Analytical Data Summary - February 2024
Georgia Power Company
Plant Wansley CCR Landfill
Heard County, GA

	Sample Location	GWC-11	GWC-12	GWC-13	GWC-13	GWC-14	GWC-15	GWC-16	GWC-17	GWC-18
	Sample Date	02/14/2024	02/20/2024	02/19/2024	03/27/2024	02/19/2024	02/21/2024	02/21/2024	02/20/2024	02/21/2024
ANALYTE	UNITS									
Appendix III										
Boron	mg/L	< 0.022	0.080	< 0.022	NA	0.71	0.072 J	< 0.022	< 0.022	< 0.022
Calcium	mg/L	6.7	49	5.1	NA	26	10	7.6	12	8.7
Chloride	mg/L	1.4	26	1.8	NA	110	6.4	2.0	1.6	2.1
Fluoride	mg/L	0.056 J	< 0.40	< 0.20	NA	< 0.20	< 0.20	< 0.20	< 0.20	< 0.20
pH, Field	SU	6.46	7.46	7.14	7.00	5.66	6.62	6.12	6.01	5.82
Sulfate	mg/L	0.90 J	37	3.7	NA	7.7	4.1	< 0.50	4.7	1.1
TDS	mg/L	60	220	57	NA	290	89	91	100	93
Required by Permit										
Antimony	mg/L	< 0.00034	< 0.00034	0.0027	< 0.00034	< 0.00034	< 0.00034	< 0.00034	< 0.00034	< 0.00034
Arsenic	mg/L	0.0012	< 0.00086	< 0.00086	NA	< 0.00086	< 0.00086	< 0.00086	< 0.00086	< 0.00086
Barium	mg/L	0.16	0.027	0.0078 J	NA	0.23	0.0095 J	0.020	0.027	0.045
Beryllium	mg/L	< 0.00020	< 0.00020	< 0.00020	NA	0.00034 J	< 0.00020	< 0.00020	< 0.00020	< 0.00020
Cadmium	mg/L	< 0.000078	< 0.000078	0.00026 J	NA	0.00010 J	< 0.000078	< 0.000078	0.00026 J	< 0.000078
Chromium	mg/L	0.0024	< 0.0012	< 0.0012	NA	< 0.0012	< 0.0012	0.0013 J	< 0.0012	< 0.0012
Cobalt	mg/L	0.0013 J	0.00039 J	< 0.00022	NA	0.32	< 0.00022	< 0.00022	0.00034 J	< 0.00022
Copper	mg/L	< 0.0011	< 0.0011	< 0.0011	NA	< 0.0011	< 0.0011	< 0.0011	< 0.0011	< 0.0011
Lead	mg/L	< 0.00021	< 0.00021	< 0.00021	NA	< 0.00021	< 0.00021	< 0.00021	< 0.00021	< 0.00021
Mercury	mg/L	< 0.000080	< 0.000080	< 0.000080	NA	< 0.000080	< 0.000080	< 0.000080	< 0.000080	< 0.000080
Nickel	mg/L	< 0.00042	< 0.00042	< 0.00042	NA	0.023	< 0.00042	0.00045 J	< 0.00042	< 0.00042
Selenium	mg/L	< 0.00099	< 0.00099	< 0.00099	NA	< 0.00099	< 0.00099	< 0.00099	< 0.00099	< 0.00099
Silver	mg/L	< 0.00039	< 0.00039	< 0.00039	NA	< 0.00039	< 0.00039	< 0.00039	< 0.00039	< 0.00039
Thallium	mg/L	< 0.00026	< 0.00026	< 0.00026	NA	0.00058 J	< 0.00026	< 0.00026	< 0.00026	< 0.00026
Vanadium	mg/L	0.0026	0.00063 J	0.00069 J	NA	< 0.00063	< 0.00063	0.0038	< 0.00063	0.00092 J
Zinc	mg/L	< 0.0028	< 0.0028	0.0056	NA	0.018	< 0.0028	< 0.0028	< 0.0028	< 0.0028
Additional Parameters										
Bicarbonate Alkalinity as CaCO3	mg/L	86	120	28	NA	90	54	59	66	61
Carbonate Alkalinity as CaCO3	mg/L	< 5.0	< 5.0	< 5.0	NA	< 5.0	< 5.0	< 5.0	< 5.0	< 5.0
Total Alkalinity as CaCO3	mg/L	86	120	28	NA	90	54	59	66	61
Magnesium	mg/L	3.4	6.3	1.4	NA	27	2.9	4.0	3.6	3.5
Potassium	mg/L	2.8	4.0	2.0	NA	4.4	1.9	0.76	1.9	1.2
Sodium	mg/L	2.4	11	6.4	NA	5.0	10	9.8	8.5	10

Notes:
mg/L - milligrams per liter
SU - Standard Units
< indicates the substance was not detected above the method detection limit (MDL). The value displayed is the MDL.
J - The result is an estimated concentration. "J" qualifiers are applied by the laboratory when the concentration reported is above the MDL, but below the laboratory reporting limit.
Parameters required by permit are Appendix I parameters included to meet Georgia EPD Rule 391-3-4.14 requirements.

Table 6
Groundwater Analytical Data Summary - February 2024
Georgia Power Company
Plant Wansley CCR Landfill
Heard County, GA

	Sample Location	GWC-19	GWC-20	GWC-21	GWC-22	GWC-23	GWC-24	GWC-25	GWC-26	GWC-27
	Sample Date	02/21/2024	02/20/2024	02/19/2024	02/14/2024	02/19/2024	02/22/2024	02/21/2024	02/20/2024	02/20/2024
ANALYTE	UNITS									
Appendix III										
Boron	mg/L	< 0.022	< 0.022	< 0.022	< 0.022	< 0.022	< 0.022	< 0.022	< 0.022	< 0.022
Calcium	mg/L	11	9.7	5.5	11	3.8	1.4	8.3	1.8	1.7
Chloride	mg/L	2.5	2.5	3.5	1.4	2.4	5.5	8.3	3.6	1.4
Fluoride	mg/L	< 0.20	< 0.20	< 0.20	< 0.040	< 0.20	< 0.20	< 0.20	< 0.20	0.49
pH, Field	SU	5.77	6.87	5.51	6.94	5.96	5.39	6.18	5.53	5.42
Sulfate	mg/L	1.2	2.6	0.98 J	0.62 J	1.5	0.57 J	9.6	1.3	2.5
TDS	mg/L	81	100	53	110	43	45	82	42	40
Required by Permit										
Antimony	mg/L	< 0.00034	0.00064 J	< 0.00034	0.00041 J	< 0.00034	0.00037 J	< 0.00034	< 0.00034	< 0.00034
Arsenic	mg/L	< 0.00086	< 0.00086	< 0.00086	< 0.00086	< 0.00086	< 0.00086	< 0.00086	< 0.00086	< 0.00086
Barium	mg/L	0.15	0.037	0.049	0.027	0.0047 J	0.022	0.026	0.038	0.013
Beryllium	mg/L	0.00020 J	< 0.00020	< 0.00020	< 0.00020	< 0.00020	< 0.00020	< 0.00020	< 0.00020	0.0038
Cadmium	mg/L	< 0.000078	< 0.000078	< 0.000078	0.00024 J	< 0.000078	< 0.000078	< 0.000078	< 0.000078	< 0.000078
Chromium	mg/L	< 0.0012	< 0.0012	< 0.0012	0.0014 J	< 0.0012	< 0.0012	< 0.0012	< 0.0012	0.0014 J
Cobalt	mg/L	0.00030 J	< 0.00022	0.0025	< 0.00022	< 0.00022	0.0045	0.0035	< 0.00022	0.0010 J
Copper	mg/L	< 0.0011	< 0.0011	< 0.0011	< 0.0011	< 0.0011	< 0.0011	< 0.0011	< 0.0011	< 0.0011
Lead	mg/L	< 0.00021	< 0.00021	< 0.00021	< 0.00021	0.00034 J	0.00039 J	< 0.00021	< 0.00021	< 0.00021
Mercury	mg/L	< 0.000080	< 0.000080	< 0.000080	< 0.000080	< 0.000080	< 0.000080	< 0.000080	< 0.000080	< 0.000080
Nickel	mg/L	0.0014	< 0.00042	< 0.00042	< 0.00042	< 0.00042	0.0034	0.0038	< 0.00042	< 0.00042
Selenium	mg/L	< 0.00099	< 0.00099	< 0.00099	< 0.00099	< 0.00099	< 0.00099	< 0.00099	< 0.00099	< 0.00099
Silver	mg/L	< 0.00039	< 0.00039	< 0.00039	< 0.00039	< 0.00039	< 0.00039	< 0.00039	< 0.00039	< 0.00039
Thallium	mg/L	< 0.00026	< 0.00026	< 0.00026	< 0.00026	< 0.00026	< 0.00026	< 0.00026	< 0.00026	< 0.00026
Vanadium	mg/L	< 0.00063	0.0013 J	< 0.00063	0.0067	0.00072 J	< 0.00063	< 0.00063	< 0.00063	< 0.00063
Zinc	mg/L	0.0065	< 0.0028	< 0.0028	0.0031 J	< 0.0028	0.024	0.0042 J	< 0.0028	< 0.0028
Additional Parameters										
Bicarbonate Alkalinity as CaCO3	mg/L	52	64	30	74	24	5.9	28	39	15
Carbonate Alkalinity as CaCO3	mg/L	< 5.0	< 5.0	< 5.0	< 5.0	< 5.0	< 5.0	< 5.0	< 5.0	< 5.0
Total Alkalinity as CaCO3	mg/L	52	64	30	74	24	5.9	28	39	15
Magnesium	mg/L	3.6	3.9	1.5	5.0	1.4	1.2	4.4	1.9	0.49 J
Potassium	mg/L	0.95	1.7	0.76	0.99	1.7	0.82	2.5	2.5	4.2
Sodium	mg/L	4.0	10	5.0	8.9	4.5	3.8	5.6	3.8	3.3

Notes:
mg/L - milligrams per liter
SU - Standard Units
< indicates the substance was not detected above the method detection limit (MDL). The value displayed is the MDL.
J - The result is an estimated concentration. "J" qualifiers are applied by the laboratory when the concentration reported is above the MDL, but below the laboratory reporting limit.
Parameters required by permit are Appendix I parameters included to meet Georgia EPD Rule 391-3-4.14 requirements.

Table 6
Groundwater Analytical Data Summary - February 2024
Georgia Power Company
Plant Wansley CCR Landfill
Heard County, GA

	Sample Location	GWA-28	GWA-29	GWC-30	GWC-31	GWC-31	GWC-32	GWC-33	GWC-34	GWC-35
	Sample Date	02/14/2024	02/14/2024	2/21/2024	2/21/2024	03/27/2024	02/20/2024	02/20/2024	02/22/2024	02/22/2024
ANALYTE	UNITS									
Appendix III										
Boron	mg/L	< 0.022	< 0.022	0.046 J	0.034 J	NA	< 0.022	< 0.022	< 0.022	0.060 J
Calcium	mg/L	3.2	4.5	4.0	7.1	NA	6.7	17	3.7	4.9
Chloride	mg/L	1.1	0.93 J	1.8	1.6	NA	1.8	2.4	1.6	19
Fluoride	mg/L	0.95	1.2	< 0.040	1.5	NA	2.5	2.1	< 0.20	< 0.20
pH, Field	SU	6.29	5.86	5.96	6.72	5.97	6.25	6.49	6.43	5.56
Sulfate	mg/L	0.61 J	3.3	2.5	11	NA	11	11	2.5	4.7
TDS	mg/L	82	84	56	90	NA	83	97	56	81
Required by Permit										
Antimony	mg/L	< 0.00034	< 0.00034	< 0.00034	< 0.00034	NA	< 0.00034	< 0.00034	< 0.00034	< 0.00034
Arsenic	mg/L	< 0.00086	< 0.00086	< 0.00086	< 0.00086	NA	< 0.00086	< 0.00086	< 0.00086	< 0.00086
Barium	mg/L	< 0.00089	< 0.00089	0.0089 J	0.0013 J	NA	< 0.00089	0.0057 J	0.016	0.046
Beryllium	mg/L	0.00045 J	0.0018 J	< 0.00020	0.00029 J	NA	0.0015 J	0.00029 J	< 0.00020	< 0.00020
Cadmium	mg/L	< 0.000078	< 0.000078	< 0.000078	< 0.000078	NA	< 0.000078	< 0.000078	0.00020 J	< 0.000078
Chromium	mg/L	< 0.0012	< 0.0012	< 0.0012	< 0.0012	NA	0.0019 J	0.0025	< 0.0012	< 0.0012
Cobalt	mg/L	< 0.00022	< 0.00022	< 0.00022	< 0.00022	NA	< 0.00022	< 0.00022	< 0.00022	0.00032 J
Copper	mg/L	< 0.0011	0.0043	< 0.0011	0.0013 J	NA	< 0.0011	< 0.0011	0.0023	< 0.0011
Lead	mg/L	< 0.00021	0.00021 J	< 0.00021	0.00071 J	NA	< 0.00021	< 0.00021	< 0.00021	< 0.00021
Mercury	mg/L	< 0.000080	< 0.000080	< 0.000080	< 0.000080	NA	< 0.000080	< 0.000080	< 0.000080	< 0.000080
Nickel	mg/L	< 0.00042	0.00074 J	< 0.00042	0.0016	NA	< 0.00042	< 0.00042	0.00065 J	0.0019
Selenium	mg/L	< 0.00099	< 0.00099	< 0.00099	< 0.00099	NA	< 0.00099	< 0.00099	< 0.00099	< 0.00099
Silver	mg/L	< 0.00039	0.0011	< 0.00039	< 0.00039	NA	< 0.00039	< 0.00039	< 0.00039	< 0.00039
Thallium	mg/L	< 0.00026	< 0.00026	< 0.00026	< 0.00026	NA	< 0.00026	< 0.00026	< 0.00026	< 0.00026
Vanadium	mg/L	< 0.00063	< 0.00063	0.0011 J	0.00064 J	NA	< 0.00063	< 0.00063	< 0.00063	< 0.00063
Zinc	mg/L	0.0059	0.020	< 0.0028	0.0041 J	NA	0.028	< 0.0028	< 0.0028	< 0.0028
Additional Parameters										
Bicarbonate Alkalinity as CaCO3	mg/L	29	34	27	36	NA	40	58	28	10
Carbonate Alkalinity as CaCO3	mg/L	< 5.0	< 5.0	< 5.0	< 5.0	NA	< 5.0	< 5.0	< 5.0	< 5.0
Total Alkalinity as CaCO3	mg/L	29	34	27	36	NA	40	58	28	10
Magnesium	mg/L	0.93	1.5	1.5	1.8	NA	2.6	1.4	1.6	4.7
Potassium	mg/L	0.82	1.1	2.0	1.2	NA	2.1	2.9	2.7	2.5
Sodium	mg/L	10	11	6.7	9.4	NA	11	10	5.1	4.9

Notes:
mg/L - milligrams per liter
SU - Standard Units
< indicates the substance was not detected above the method detection limit (MDL). The value displayed is the MDL.
J - The result is an estimated concentration. "J" qualifiers are applied by the laboratory when the concentration reported is above the MDL, but below the laboratory reporting limit.
Parameters required by permit are Appendix I parameters included to meet Georgia EPD Rule 391-3-4.14 requirements.

Table 7
Surface Water Analytical Data Summary - February 2024
Georgia Power Company
Plant Wansley CCR Landfill
Heard County, GA

Sample Location		SWA-1	SWC-3	SWC-5	SWA-6	SWC-7
Sample Date		02/21/2024	02/21/2024	02/21/2024	02/21/2024	02/21/2024
ANALYTE	UNITS					
Appendix III						
Boron	mg/L	0.024 J	1.4	0.17	0.051 J	0.13
Calcium	mg/L	2.9	53	14	7.5	9.2
Chloride	mg/L	3.2	180	21	4.8	7.7
Fluoride	mg/L	< 0.20	< 1.0	< 0.20	< 0.20	< 0.20
pH, Field	SU	6.27	5.55	5.45	5.91	6.46
Sulfate	mg/L	2.8	23	17	15	18
TDS	mg/L	37	490	130	53	68
Required by Permit						
Antimony	mg/L	< 0.00034	< 0.00034	< 0.00034	< 0.00034	< 0.00034
Arsenic	mg/L	< 0.00086	0.0048	< 0.00086	< 0.00086	< 0.00086
Barium	mg/L	0.019	0.11	0.084	0.024	0.029
Beryllium	mg/L	< 0.00020	0.00024 J	< 0.00020	< 0.00020	< 0.00020
Cadmium	mg/L	< 0.000078	0.00044 J	< 0.000078	< 0.000078	< 0.000078
Chromium	mg/L	< 0.0012	< 0.0012	< 0.0012	< 0.0012	< 0.0012
Cobalt	mg/L	< 0.00022	0.38	0.011	0.00052 J	0.00077 J
Copper	mg/L	< 0.0011	< 0.0011	< 0.0011	< 0.0011	< 0.0011
Lead	mg/L	< 0.00021	< 0.00021	< 0.00021	< 0.00021	< 0.00021
Mercury	mg/L	< 0.000080	< 0.000080	< 0.000080	< 0.000080	< 0.000080
Nickel	mg/L	0.00046 J	0.018	0.0060	0.00044 J	0.00091 J
Selenium	mg/L	0.0012 J	0.012	< 0.00099	< 0.00099	0.0013 J
Silver	mg/L	< 0.00039	< 0.00039	< 0.00039	< 0.00039	< 0.00039
Thallium	mg/L	< 0.00026	< 0.00026	< 0.00026	< 0.00026	< 0.00026
Vanadium	mg/L	< 0.00063	< 0.00063	< 0.00063	< 0.00063	< 0.00063
Zinc	mg/L	< 0.0028	0.0076	0.0046 J	0.0032 J	0.0033 J
Additional Parameters						
Bicarbonate Alkalinity as CaCO3	mg/L	12	92	57	16	23
Carbonate Alkalinity as CaCO3	mg/L	< 5.0	< 5.0	< 5.0	< 5.0	< 5.0
Total Alkalinity as CaCO3	mg/L	12	92	57	16	23
Magnesium	mg/L	1.1	20	7.4	2.0	2.9
Potassium	mg/L	1.6	2.2	1.9	1.7	1.9
Sodium	mg/L	2.9	4.0	8.3	3.5	4.1

Notes:
mg/L - milligrams per liter
SU - Standard Units
< indicates the substance was not detected above the method detection limit (MDL). The value displayed is the MDL.
J - The result is an estimated concentration. "J" qualifiers are applied by the laboratory when the concentration reported is above the MDL, but below the laboratory reporting limit.
Parameters required by permit are Appendix I parameters included to meet Georgia EPD Rule 391-3-4.14 requirements.

Table 8
Statistical Method Summary
Georgia Power Company
Plant Wansley CCR Landfill
Heard County, GA

Plant Wansley CCR Landfill Statistical Method Summary		
Monitoring Well Network	Upgradient Wells	GWA-1, GWA-2, GWA-3, GWA-4, GWA-28, and GWA-29
	Downgradient Wells	GWC-5, GWC-6, GWC-7, GWC-8, GWC-9, GWC-10, GWC-11, GWC-12, GWC-13, GWC-14, GWC-15, GWC-16, GWC-17, GWC-18, GWC-19, GWC-20, GWC-21, GWC-22, GWC-23, GWC-24, GWC-25, GWC-26, GWC-27, GWC-30, GWC-31, GWC-32, GWC-33, GWC-34, and GWC-35
CCR Monitoring Parameters	Appendix III (Detection Monitoring)	Boron, Calcium, Chloride, Fluoride, pH, Sulfate, and Total Dissolved Solids
	Appendix IV (Assessment Monitoring)	Antimony, Arsenic, Barium, Beryllium, Cadmium, Chromium, Cobalt, Combined Radium 226 + 228, Fluoride, Lead, Lithium, Mercury, Molybdenum, Selenium, and Thallium
Modified Appendix I Metals	Detection Monitoring	Antimony, Arsenic, Barium, Beryllium, Cadmium, Chromium, Cobalt, Copper, Lead, Mercury, Nickel, Selenium, Silver, Thallium, Vanadium, and Zinc
Statistical Methodology	Data Screening Proposed Background	Evaluate outliers, trends, and seasonality when sufficient data are available
	Statistical Limits	Interwell (boron, calcium, chloride, and fluoride) or intrawell (pH, sulfate, TDS, and Modified Appendix I Metals) statistical limits are on parameter specific basis, depending on the appropriateness of the method as determined by the Analysis of Variance. Intrawell exceedances are further evaluated by interwell analysis per the two-step statistical method.

FIGURES



Georgia Power

GEORGIA POWER COMPANY
PLANT WANSLEY LANDFILL

LEGEND

- APPROXIMATE PROPERTY BOUNDARY
- APPROXIMATE LANDFILL/CELL BOUNDARY

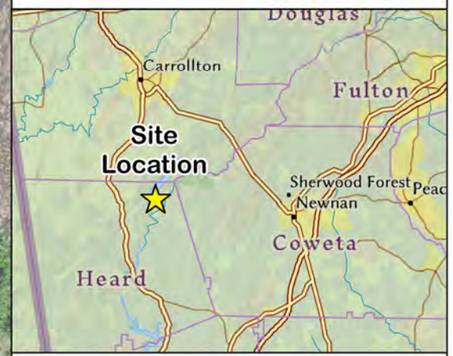

NOTES

1. AERIAL DATED JANUARY 30, 2024, FROM SAM, LLC. ADDITIONAL PHOTOGRAPHY SOURCED FROM NATIONAL AGRICULTURE IMAGERY PROGRAM (NAIP) DATED NOVEMBER 15, 2021.

N

800 400 0 800

SCALE (IN FEET)

Atlantic Coast Consulting, Inc.

2024 SEMIANNUAL GROUNDWATER MONITORING AND CORRECTIVE ACTION REPORT

SITE MAP

FIGURE 1



Georgia Power

GEORGIA POWER COMPANY
PLANT WANSLEY LANDFILL

LEGEND

- APPROXIMATE PROPERTY BOUNDARY
- APPROXIMATE LANDFILL/CELL BOUNDARY
- MONITORING WELL
- SURFACE WATER MONITORING POINT

NOTES

1. AERIAL DATED JANUARY 30, 2024, FROM SAM, LLC. ADDITIONAL PHOTOGRAPHY SOURCED FROM NATIONAL AGRICULTURE IMAGERY PROGRAM (NAIP) DATED NOVEMBER 15, 2021.
2. SURFACE WATER MONITORING POINTS SWC-2, SWC-3, SWC-4, SWC-5, SWC-8, AND SWC-9 ARE UNDERDRAIN SAMPLING LOCATIONS.

N

500 250 0 500

SCALE (IN FEET)

Atlantic Coast Consulting, Inc.

2024 SEMIANNUAL GROUNDWATER MONITORING AND CORRECTIVE ACTION REPORT

WELL LOCATION MAP

FIGURE 2

Georgia Power

GEORGIA POWER COMPANY
PLANT WANSLEY LANDFILL

LEGEND

- APPROXIMATE PROPERTY BOUNDARY
- APPROXIMATE LANDFILL/CELL BOUNDARY
- GROUNDWATER ELEVATION CONTOUR (DASHED WHERE INFERRED)
- GROUNDWATER FLOW DIRECTION
- MONITORING WELL
- SURFACE WATER MONITORING POINT

NOTES

1. AERIAL DATED JANUARY 30, 2024, FROM SAM, LLC. ADDITIONAL PHOTOGRAPHY SOURCED FROM NATIONAL AGRICULTURE IMAGERY PROGRAM (NAIP) DATED NOVEMBER 15, 2021.
2. SURFACE WATER MONITORING POINTS SWC-2, SWC-3, SWC-4, SWC-5, SWC-8, AND SWC-9 ARE UNDERDRAIN SAMPLING LOCATIONS.
3. GROUNDWATER ELEVATIONS MEASRED ON FEBRUARY, 2024.
4. INFERRED GROUNDWATER ELEVATION CONTOURS OVER CELLS 1 & 2 ARE DERIVED FROM FIGURE 3-3 OF THE SITE ACCEPTABILITY REPORT, REVISION 1, DATED OCTOBER 2007.

RYAN K. WALKER
GEORGIA REGISTERED PROFESSIONAL GEOLOGIST
NO. 2378

Atlantic Coast Consulting, Inc.

2024 SEMIANNUAL GROUNDWATER MONITORING AND CORRECTIVE ACTION REPORT

POTENTIOMETRIC CONTOUR MAP
FEBRUARY 2024

FIGURE 3

500 250 0 500
SCALE (IN FEET)

APPENDICES

APPENDIX A

LABORATORY ANALYTICAL AND FIELD SAMPLING REPORTS

APPENDIX A

Laboratory Analytical Reports
February 2024 Monitoring Event

eurofins | Environment Testing

ANALYTICAL REPORT

PREPARED FOR

Attn: Robert (Trey) Singleton
Southern Company
3535 Colonnade Parkway
Bin S 530 EC
Birmingham, Alabama 35243

Generated 3/22/2024 4:54:58 PM Revision 1

JOB DESCRIPTION

Plant Wansley Landfill

JOB NUMBER

680-246863-1

Eurofins Savannah
5102 LaRoche Avenue
Savannah GA 31404

See page two for job notes and contact information.

myEOL

Job Notes

This report may not be reproduced except in full, and with written approval from the laboratory. The results relate only to the samples tested. For questions please contact the Project Manager at the e-mail address or telephone number listed on this page.

The test results in this report relate only to the samples as received by the laboratory and will meet all requirements of the methodology, with any exceptions noted. This report shall not be reproduced except in full, without the express written approval of the laboratory. All questions should be directed to the Eurofins Environment Testing Southeast, LLC Project Manager.

Authorization



Generated
3/22/2024 4:54:58 PM
Revision 1

Authorized for release by
David Fuller, Project Manager
David.Fuller@et.eurofinsus.com
(770)344-8986

Definitions/Glossary

Client: Southern Company
Project/Site: Plant Wansley Landfill

Job ID: 680-246863-1

Qualifiers

HPLC/IC

Qualifier	Qualifier Description
*-	LCS and/or LCSD is outside acceptance limits, low biased.
F1	MS and/or MSD recovery exceeds control limits.
J	Result is less than the RL but greater than or equal to the MDL and the concentration is an approximate value.

Metals

Qualifier	Qualifier Description
4	MS, MSD: The analyte present in the original sample is greater than 4 times the matrix spike concentration; therefore, control limits are not applicable.
B	Compound was found in the blank and sample.
F1	MS and/or MSD recovery exceeds control limits.
J	Result is less than the RL but greater than or equal to the MDL and the concentration is an approximate value.

General Chemistry

Qualifier	Qualifier Description
F3	Duplicate RPD exceeds the control limit
F5	Duplicate RPD exceeds limit, and one or both sample results are less than 5 times RL, and the absolute difference between results is < the upper reporting limits for both.

Glossary

Abbreviation	These commonly used abbreviations may or may not be present in this report.
¤	Listed under the "D" column to designate that the result is reported on a dry weight basis
%R	Percent Recovery
CFL	Contains Free Liquid
CFU	Colony Forming Unit
CNF	Contains No Free Liquid
DER	Duplicate Error Ratio (normalized absolute difference)
Dil Fac	Dilution Factor
DL	Detection Limit (DoD/DOE)
DL, RA, RE, IN	Indicates a Dilution, Re-analysis, Re-extraction, or additional Initial metals/anion analysis of the sample
DLC	Decision Level Concentration (Radiochemistry)
EDL	Estimated Detection Limit (Dioxin)
LOD	Limit of Detection (DoD/DOE)
LOQ	Limit of Quantitation (DoD/DOE)
MCL	EPA recommended "Maximum Contaminant Level"
MDA	Minimum Detectable Activity (Radiochemistry)
MDC	Minimum Detectable Concentration (Radiochemistry)
MDL	Method Detection Limit
ML	Minimum Level (Dioxin)
MPN	Most Probable Number
MQL	Method Quantitation Limit
NC	Not Calculated
ND	Not Detected at the reporting limit (or MDL or EDL if shown)
NEG	Negative / Absent
POS	Positive / Present
PQL	Practical Quantitation Limit
PRES	Presumptive
QC	Quality Control
RER	Relative Error Ratio (Radiochemistry)
RL	Reporting Limit or Requested Limit (Radiochemistry)
RPD	Relative Percent Difference, a measure of the relative difference between two points
TEF	Toxicity Equivalent Factor (Dioxin)
TEQ	Toxicity Equivalent Quotient (Dioxin)
TNTC	Too Numerous To Count

Sample Summary

Client: Southern Company
Project/Site: Plant Wansley Landfill

Job ID: 680-246863-1

Lab Sample ID	Client Sample ID	Matrix	Collected	Received
680-246863-1	WAN-GWA-1	Water	02/13/24 16:00	02/16/24 10:03
680-246863-2	WAN-GWA-2	Water	02/14/24 10:20	02/16/24 10:03
680-246863-3	WAN-GWA-4	Water	02/14/24 11:23	02/16/24 10:03
680-246863-4	WAN-GWA-28	Water	02/14/24 12:45	02/16/24 10:03
680-246863-5	WAN-GWA-29	Water	02/14/24 12:18	02/16/24 10:03
680-246863-6	WAN-GWC-6	Water	02/14/24 13:55	02/16/24 10:03
680-246863-7	WAN-GWC-11	Water	02/14/24 14:20	02/16/24 10:03
680-246863-8	WAN-LF-FD-04	Water	02/14/24 00:00	02/16/24 10:03
680-246877-1	WAN-GWC-5	Water	02/14/24 15:00	02/17/24 09:52
680-246877-2	WAN-GWC-22	Water	02/14/24 17:02	02/17/24 09:52
680-247011-1	WAN-GWC-9	Water	02/19/24 14:05	02/22/24 10:19
680-247011-2	WAN-GWC-10	Water	02/20/24 10:15	02/22/24 10:19
680-247011-3	WAN-GWC-12	Water	02/20/24 12:18	02/22/24 10:19
680-247011-4	WAN-GWC-13	Water	02/19/24 14:00	02/22/24 10:19
680-247011-5	WAN-GWC-14	Water	02/19/24 15:37	02/22/24 10:19
680-247011-6	WAN-GWC-17	Water	02/20/24 14:04	02/22/24 10:19
680-247011-7	WAN-GWC-20	Water	02/20/24 15:15	02/22/24 10:19
680-247011-8	WAN-GWC-21	Water	02/19/24 15:15	02/22/24 10:19
680-247011-9	WAN-GWC-23	Water	02/19/24 16:10	02/22/24 10:19
680-247011-10	WAN-GWC-26	Water	02/20/24 13:35	02/22/24 10:19
680-247011-11	WAN-GWC-27	Water	02/20/24 15:25	02/22/24 10:19
680-247011-12	WAN-GWC-32	Water	02/20/24 16:00	02/22/24 10:19
680-247011-13	WAN-GWC-33	Water	02/20/24 13:35	02/22/24 10:19
680-247011-14	WAN-LF-FD-05	Water	02/20/24 00:00	02/22/24 10:19
680-247011-15	WAN-LF-FB-10	Water	02/20/24 10:10	02/22/24 10:19
680-247011-16	WAN-LF-EB-04	Water	02/19/24 16:00	02/22/24 10:19
680-247011-17	WAN-LF-EB-05	Water	02/20/24 13:15	02/22/24 10:19
680-247150-1	WAN-GWC-7	Water	02/21/24 13:10	02/24/24 09:52
680-247150-2	WAN-GWC-8	Water	02/21/24 11:55	02/24/24 09:52
680-247150-3	WAN-GWC-15	Water	02/21/24 15:40	02/24/24 09:52
680-247150-4	WAN-GWC-16	Water	02/21/24 14:15	02/24/24 09:52
680-247150-5	WAN-GWC-18	Water	02/21/24 10:32	02/24/24 09:52
680-247150-6	WAN-GWC-19	Water	02/21/24 11:35	02/24/24 09:52
680-247150-7	WAN-GWC-24	Water	02/22/24 11:15	02/24/24 09:52
680-247150-8	WAN-GWC-25	Water	02/21/24 14:35	02/24/24 09:52
680-247150-9	WAN-GWC-30	Water	02/21/24 15:50	02/24/24 09:52
680-247150-10	WAN-GWC-31	Water	02/21/24 16:20	02/24/24 09:52
680-247150-11	WAN-GWC-34	Water	02/22/24 10:13	02/24/24 09:52
680-247150-12	WAN-GWC-35	Water	02/22/24 10:55	02/24/24 09:52
680-247150-13	WAN-LF-FB-11	Water	02/21/24 11:55	02/24/24 09:52
680-247150-14	WAN-LF-EB-06	Water	02/21/24 10:20	02/24/24 09:52
680-247150-15	WAN-LF-EB-07	Water	02/22/24 10:00	02/24/24 09:52

Job Narrative
680-246863-1

Revision 1
The report being provided is a revision of the original report sent on 3/7/2024. The report (revision 1) is being revised in order to correct the collection times of WAN-GWC-32 and WAN-GWC-33 to match the revised Chain of Custody (COC).

Analytical test results meet all requirements of the associated regulatory program listed on the Accreditation/Certification Summary Page unless otherwise noted under the individual analysis. Data qualifiers are applied to indicate exceptions. Noncompliant quality control (QC) is further explained in narrative comments.

- Matrix QC may not be reported if insufficient sample or site-specific QC samples were not submitted. In these situations, to demonstrate precision and accuracy at a batch level, a LCS/LCSD may be performed, unless otherwise specified in the method.
- Surrogate and/or isotope dilution analyte recoveries (if applicable) which are outside of the QC window are confirmed unless attributed to a dilution or otherwise noted in the narrative.

Receipt
The samples were received on 2/16/2024 10:03 AM, 2/17/2024 9:52 AM, 2/22/2024 10:19 AM and 2/24/2024 9:52 AM. Unless otherwise noted below, the samples arrived in good condition, and, where required, properly preserved and on ice. The temperatures of the 7 coolers at receipt time were 0.1°C, 0.9°C, 1.3°C, 1.8°C, 1.9°C, 3.0°C and 3.2°C.

HPLC/IC
Method 300_ORGFM_28D: The CCV recovered outside the established limit of 90%: (CCV 680-825238/35) The data has been reported.
Chloride 86%
Fluoride 80%
Sulfate 79%

Method 300_ORGFM_28D: The CCV recovered outside the established limit of 90%: (CCV 680-825238/49) The data has been reported.
Chloride 89%
Fluoride 83%
Sulfate 82%

Method 300_ORGFM_28D: The CCV recovered outside the established limit of 90%: (CCV 680-825238/66) The data has been reported.
Chloride 89%
Fluoride 82%
Sulfate 82%

Method 300_ORGFM_28D: LCS/LCSD recovered outside the established limit of 90% for sulfate at 84% and 86%. (LCS 680-825238/100) and (LCSD 680-825238/99) The data has been reported.

Method 300_ORGFM_28D: The CCV recovered outside the established limit of 90%: (CCV 680-825241/66) The data has been reported.
Chloride 89%
Fluoride 82%
Sulfate 82%

Method 300_ORGFM_28D: The CCV recovered outside the established limit of 90%: (CCV 680-825241/86) The data has been reported.
Chloride 82%
Fluoride 77%
Sulfate 76%

Method 300_ORGFM_28D: : LCS/LCSD recovered outside the established limit of 90%: (LCS 680-825241/102) and (LCSD 680-825241/101) The data ha been reported.
Chloride 83% / 84%
Fluoride 83% / 86%
Sulfate 77% / 77%

Method 300_ORGFM_28D: The CCV recovered outside the established limit of 90%: (CCV 680-825238/35) The data has been reported.
Chloride 86%
Fluoride 80%
Sulfate 79%

Method 300_ORGFM_28D: The CCV recovered outside the established limit of 90%: (CCV 680-825238/49) The data has been reported.
Chloride 89%
Fluoride 83%
Sulfate 82%

Method 300_ORGFM_28D: The CCV recovered outside the established limit of 90%: . (CCV 680-825238/66) The data has been reported.
Chloride 89%
Fluoride 82%
Sulfate 82%

Method 300_ORGFM_28D: : LCS/LCSD recovered outside the established limit of 90% for sulfate at 84% and 86%. (LCS 680-825238/100) and (LCSD 680-825238/99) The data has been reported.

Method 300_ORGFM_28D: The CCV recovered outside the established limit of 90%: (CCV 680-825241/66) The data has been reported.
Chloride 89%
Fluoride 82%
Sulfate 82%

Method 300_ORGFM_28D: The CCV recovered outside the established limit of 90%: (CCV 680-825241/86) The data has been reported.
Chloride 82%
Fluoride 77%
Sulfate 76%

Method 300_ORGFM_28D: : LCS/LCSD recovered outside the established limit of 90%: (LCS 680-825241/102) and (LCSD 680-825241/101) The data ha been reported.
Chloride 83% / 84%
Fluoride 83% / 86%
Sulfate 77% / 77%

No additional analytical or quality issues were noted, other than those described above or in the Definitions/ Glossary page.

Metals
No additional analytical or quality issues were noted, other than those described above or in the Definitions/ Glossary page.

General Chemistry
Method 2540C: A lesser volume of sample was used for the following samples due to the nature of the sample matrix resulting in elevated reporting limits: WAN-GWA-4 (680-246863-3), WAN-LF-FD-04 (680-246863-8), WAN-GWC-5 (680-246877-1), WAN-GWC-12 (680-247011-3), WAN-GWC-14 (680-247011-5), and WAN-GWC-7 (680-247150-1).

Method 2540C: The sample duplicate precision for the following sample associated with analytical batch 680-823340 was outside control limits: (680-246830-C-1 DU). The associated Laboratory Control Sample / Laboratory Control Sample Duplicate (LCS/LCSD) precision met acceptance criteria.

Method 2540C: The sample duplicate precision for the following sample associated with analytical batch 680-823618 was outside control limits: (680-246862-E-17 DU). The associated Laboratory Control Sample / Laboratory Control Sample Duplicate (LCS/LCSD) precision met acceptance criteria.

No additional analytical or quality issues were noted, other than those described above or in the Definitions/ Glossary page.

Client: Southern Company
Project/Site: Plant Wansley Landfill

Job ID: 680-246863-1

Client Sample ID: WAN-GWA-1

Lab Sample ID: 680-246863-1

Date Collected: 02/13/24 16:00
Matrix: Water
Date Received: 02/16/24 10:03

Method: MCAWW 300.0-1993 R2.1 - Anions, Ion Chromatography

Analyte	Result	Qualifier	RL	MDL	Unit	D	Prepared	Analyzed	Dil Fac
Chloride	**2.0**		1.0	0.20	mg/L			02/29/24 23:48	1
Fluoride	<0.040		0.10	0.040	mg/L			02/29/24 23:48	1
Sulfate	<0.40	*-	1.0	0.40	mg/L			02/29/24 23:48	1

Method: SW846 6020B - Metals (ICP/MS) - Total Recoverable

Analyte	Result	Qualifier	RL	MDL	Unit	D	Prepared	Analyzed	Dil Fac
Antimony	<0.00034		0.0020	0.00034	mg/L		02/20/24 05:27	02/22/24 16:43	1
Arsenic	**0.0011**		0.0010	0.00086	mg/L		02/20/24 05:27	02/22/24 16:43	1
Barium	**0.012**		0.010	0.00089	mg/L		02/20/24 05:27	02/22/24 16:43	1
Beryllium	<0.00020		0.0025	0.00020	mg/L		02/20/24 05:27	02/22/24 16:43	1
Boron	<0.022		0.080	0.022	mg/L		02/20/24 05:27	02/22/24 16:43	1
Cadmium	<0.000078		0.0025	0.000078	mg/L		02/20/24 05:27	02/22/24 16:43	1
Calcium	**0.86**		0.50	0.14	mg/L		02/20/24 05:27	02/22/24 16:43	1
Chromium	<0.0012		0.0020	0.0012	mg/L		02/20/24 05:27	02/22/24 16:43	1
Cobalt	**0.00041**	**J**	0.0025	0.00022	mg/L		02/20/24 05:27	02/22/24 16:43	1
Copper	<0.0011		0.0020	0.0011	mg/L		02/20/24 05:27	02/22/24 16:43	1
Lead	<0.00021		0.0010	0.00021	mg/L		02/20/24 05:27	02/22/24 16:43	1
Nickel	**0.00087**	**J**	0.0010	0.00042	mg/L		02/20/24 05:27	02/22/24 16:43	1
Selenium	<0.00099		0.0050	0.00099	mg/L		02/20/24 05:27	02/22/24 16:43	1
Silver	<0.00039		0.0010	0.00039	mg/L		02/20/24 05:27	02/22/24 16:43	1
Thallium	<0.00026		0.0010	0.00026	mg/L		02/20/24 05:27	02/22/24 16:43	1
Vanadium	<0.00063		0.0020	0.00063	mg/L		02/20/24 05:27	02/22/24 16:43	1
Zinc	**0.0041**	**J**	0.0050	0.0028	mg/L		02/20/24 05:27	02/22/24 16:43	1

Method: SW846 7470A - Mercury

Analyte	Result	Qualifier	RL	MDL	Unit	D	Prepared	Analyzed	Dil Fac
Mercury	<0.000080		0.00020	0.000080	mg/L		02/20/24 15:00	02/21/24 19:03	1

General Chemistry

Analyte	Result	Qualifier	RL	MDL	Unit	D	Prepared	Analyzed	Dil Fac
Total Dissolved Solids (SM 2540C-2011)	**18**		10	10	mg/L			02/19/24 10:58	1

Client Sample ID: WAN-GWA-2

Lab Sample ID: 680-246863-2

Date Collected: 02/14/24 10:20
Matrix: Water
Date Received: 02/16/24 10:03

Method: MCAWW 300.0-1993 R2.1 - Anions, Ion Chromatography

Analyte	Result	Qualifier	RL	MDL	Unit	D	Prepared	Analyzed	Dil Fac
Chloride	**2.8**		1.0	0.20	mg/L			02/29/24 23:59	1
Fluoride	<0.040		0.10	0.040	mg/L			02/29/24 23:59	1
Sulfate	**6.7**	***-**	1.0	0.40	mg/L			02/29/24 23:59	1

Method: SW846 6020B - Metals (ICP/MS) - Total Recoverable

Analyte	Result	Qualifier	RL	MDL	Unit	D	Prepared	Analyzed	Dil Fac
Antimony	<0.00034		0.0020	0.00034	mg/L		02/20/24 05:36	02/20/24 15:04	1
Arsenic	<0.00086		0.0010	0.00086	mg/L		02/20/24 05:36	02/20/24 15:04	1
Barium	**0.014**		0.010	0.00089	mg/L		02/20/24 05:36	02/20/24 15:04	1
Beryllium	<0.00020		0.0025	0.00020	mg/L		02/20/24 05:36	02/20/24 15:04	1
Boron	<0.022		0.080	0.022	mg/L		02/20/24 05:36	02/20/24 15:04	1
Cadmium	<0.000078		0.0025	0.000078	mg/L		02/20/24 05:36	02/20/24 15:04	1

Client Sample ID: WAN-GWA-2

Lab Sample ID: 680-246863-2

Date Collected: 02/14/24 10:20

Matrix: Water

Date Received: 02/16/24 10:03

Method: SW846 6020B - Metals (ICP/MS) - Total Recoverable (Continued)

Analyte	Result	Qualifier	RL	MDL	Unit	D	Prepared	Analyzed	Dil Fac
Calcium	**3.4**		0.50	0.14	mg/L		02/20/24 05:36	02/20/24 15:04	1
Chromium	<0.0012		0.0020	0.0012	mg/L		02/20/24 05:36	02/20/24 15:04	1
Cobalt	<0.00022		0.0025	0.00022	mg/L		02/20/24 05:36	02/20/24 15:04	1
Copper	<0.0011		0.0020	0.0011	mg/L		02/20/24 05:36	02/20/24 15:04	1
Lead	**0.0012**		0.0010	0.00021	mg/L		02/20/24 05:36	02/20/24 15:04	1
Nickel	**0.00078**	**J**	0.0010	0.00042	mg/L		02/20/24 05:36	02/20/24 15:04	1
Selenium	<0.00099		0.0050	0.00099	mg/L		02/20/24 05:36	02/20/24 15:04	1
Silver	<0.00039		0.0010	0.00039	mg/L		02/20/24 05:36	02/20/24 15:04	1
Thallium	<0.00026		0.0010	0.00026	mg/L		02/20/24 05:36	02/20/24 15:04	1
Vanadium	<0.00063		0.0020	0.00063	mg/L		02/20/24 05:36	02/20/24 15:04	1
Zinc	**0.0031**	**J**	0.0050	0.0028	mg/L		02/20/24 05:36	02/20/24 15:04	1

Method: SW846 7470A - Mercury

Analyte	Result	Qualifier	RL	MDL	Unit	D	Prepared	Analyzed	Dil Fac
Mercury	<0.000080		0.00020	0.000080	mg/L		02/20/24 15:18	02/21/24 17:24	1

General Chemistry

Analyte	Result	Qualifier	RL	MDL	Unit	D	Prepared	Analyzed	Dil Fac
Total Dissolved Solids (SM 2540C-2011)	**46**		10	10	mg/L			02/20/24 14:24	1

Client Sample ID: WAN-GWA-4

Lab Sample ID: 680-246863-3

Date Collected: 02/14/24 11:23

Matrix: Water

Date Received: 02/16/24 10:03

Method: MCAWW 300.0-1993 R2.1 - Anions, Ion Chromatography

Analyte	Result	Qualifier	RL	MDL	Unit	D	Prepared	Analyzed	Dil Fac
Chloride	**12**		1.0	0.20	mg/L			03/01/24 00:11	1
Fluoride	<0.040		0.10	0.040	mg/L			03/01/24 00:11	1
Sulfate	**8.2**	***-**	1.0	0.40	mg/L			03/01/24 00:11	1

Method: SW846 6020B - Metals (ICP/MS) - Total Recoverable

Analyte	Result	Qualifier	RL	MDL	Unit	D	Prepared	Analyzed	Dil Fac
Antimony	<0.00034		0.0020	0.00034	mg/L		02/20/24 05:36	02/20/24 15:12	1
Arsenic	<0.00086		0.0010	0.00086	mg/L		02/20/24 05:36	02/20/24 15:12	1
Barium	**0.19**		0.010	0.00089	mg/L		02/20/24 05:36	02/20/24 15:12	1
Beryllium	<0.00020		0.0025	0.00020	mg/L		02/20/24 05:36	02/20/24 15:12	1
Boron	**0.022**	**J**	0.080	0.022	mg/L		02/20/24 05:36	02/20/24 15:12	1
Cadmium	<0.000078		0.0025	0.000078	mg/L		02/20/24 05:36	02/20/24 15:12	1
Calcium	**38**		0.50	0.14	mg/L		02/20/24 05:36	02/20/24 15:12	1
Chromium	<0.0012		0.0020	0.0012	mg/L		02/20/24 05:36	02/20/24 15:12	1
Cobalt	**0.0028**		0.0025	0.00022	mg/L		02/20/24 05:36	02/20/24 15:12	1
Copper	<0.0011		0.0020	0.0011	mg/L		02/20/24 05:36	02/20/24 15:12	1
Lead	<0.00021		0.0010	0.00021	mg/L		02/20/24 05:36	02/20/24 15:12	1
Nickel	**0.0013**		0.0010	0.00042	mg/L		02/20/24 05:36	02/20/24 15:12	1
Selenium	<0.00099		0.0050	0.00099	mg/L		02/20/24 05:36	02/20/24 15:12	1
Silver	<0.00039		0.0010	0.00039	mg/L		02/20/24 05:36	02/20/24 15:12	1
Thallium	<0.00026		0.0010	0.00026	mg/L		02/20/24 05:36	02/20/24 15:12	1
Vanadium	**0.00067**	**J**	0.0020	0.00063	mg/L		02/20/24 05:36	02/20/24 15:12	1
Zinc	<0.0028		0.0050	0.0028	mg/L		02/20/24 05:36	02/20/24 15:12	1

Client Sample ID: WAN-GWA-4

Lab Sample ID: 680-246863-3

Date Collected: 02/14/24 11:23

Matrix: Water

Date Received: 02/16/24 10:03

Method: SW846 7470A - Mercury

Analyte	Result	Qualifier	RL	MDL	Unit	D	Prepared	Analyzed	Dil Fac
Mercury	<0.000080		0.00020	0.000080	mg/L		02/20/24 15:18	02/21/24 17:27	1

General Chemistry

Analyte	Result	Qualifier	RL	MDL	Unit	D	Prepared	Analyzed	Dil Fac
Total Dissolved Solids (SM 2540C-2011)	**170**		40	40	mg/L			02/20/24 14:24	1

Client Sample ID: WAN-GWA-28

Lab Sample ID: 680-246863-4

Date Collected: 02/14/24 12:45

Matrix: Water

Date Received: 02/16/24 10:03

Method: MCAWW 300.0-1993 R2.1 - Anions, Ion Chromatography

Analyte	Result	Qualifier	RL	MDL	Unit	D	Prepared	Analyzed	Dil Fac
Chloride	**1.1**		1.0	0.20	mg/L			03/01/24 00:22	1
Fluoride	**0.95**		0.10	0.040	mg/L			03/01/24 00:22	1
Sulfate	**0.61**	**J *-**	1.0	0.40	mg/L			03/01/24 00:22	1

Method: SW846 6020B - Metals (ICP/MS) - Total Recoverable

Analyte	Result	Qualifier	RL	MDL	Unit	D	Prepared	Analyzed	Dil Fac
Antimony	<0.00034		0.0020	0.00034	mg/L		02/20/24 05:36	02/20/24 15:15	1
Arsenic	<0.00086		0.0010	0.00086	mg/L		02/20/24 05:36	02/20/24 15:15	1
Barium	<0.00089		0.010	0.00089	mg/L		02/20/24 05:36	02/20/24 15:15	1
Beryllium	**0.00045**	**J**	0.0025	0.00020	mg/L		02/20/24 05:36	02/20/24 15:15	1
Boron	<0.022		0.080	0.022	mg/L		02/20/24 05:36	02/20/24 15:15	1
Cadmium	<0.000078		0.0025	0.000078	mg/L		02/20/24 05:36	02/20/24 15:15	1
Calcium	**3.2**		0.50	0.14	mg/L		02/20/24 05:36	02/20/24 15:15	1
Chromium	<0.0012		0.0020	0.0012	mg/L		02/20/24 05:36	02/20/24 15:15	1
Cobalt	<0.00022		0.0025	0.00022	mg/L		02/20/24 05:36	02/20/24 15:15	1
Copper	<0.0011		0.0020	0.0011	mg/L		02/20/24 05:36	02/20/24 15:15	1
Lead	<0.00021		0.0010	0.00021	mg/L		02/20/24 05:36	02/20/24 15:15	1
Nickel	<0.00042		0.0010	0.00042	mg/L		02/20/24 05:36	02/20/24 15:15	1
Selenium	<0.00099		0.0050	0.00099	mg/L		02/20/24 05:36	02/20/24 15:15	1
Silver	<0.00039		0.0010	0.00039	mg/L		02/20/24 05:36	02/20/24 15:15	1
Thallium	<0.00026		0.0010	0.00026	mg/L		02/20/24 05:36	02/20/24 15:15	1
Vanadium	<0.00063		0.0020	0.00063	mg/L		02/20/24 05:36	02/20/24 15:15	1
Zinc	**0.0059**		0.0050	0.0028	mg/L		02/20/24 05:36	02/20/24 15:15	1

Method: SW846 7470A - Mercury

Analyte	Result	Qualifier	RL	MDL	Unit	D	Prepared	Analyzed	Dil Fac
Mercury	<0.000080		0.00020	0.000080	mg/L		02/20/24 15:18	02/21/24 17:29	1

General Chemistry

Analyte	Result	Qualifier	RL	MDL	Unit	D	Prepared	Analyzed	Dil Fac
Total Dissolved Solids (SM 2540C-2011)	**82**		10	10	mg/L			02/20/24 14:24	1

Client Sample ID: WAN-GWA-29

Lab Sample ID: 680-246863-5

Date Collected: 02/14/24 12:18

Matrix: Water

Date Received: 02/16/24 10:03

Method: MCAWW 300.0-1993 R2.1 - Anions, Ion Chromatography

Analyte	Result	Qualifier	RL	MDL	Unit	D	Prepared	Analyzed	Dil Fac
Chloride	**0.93**	**J *-**	1.0	0.20	mg/L			03/01/24 01:52	1
Fluoride	**1.2**	***-**	0.10	0.040	mg/L			03/01/24 01:52	1
Sulfate	**3.3**	***- F1**	1.0	0.40	mg/L			03/01/24 01:52	1

Method: SW846 6020B - Metals (ICP/MS) - Total Recoverable

Analyte	Result	Qualifier	RL	MDL	Unit	D	Prepared	Analyzed	Dil Fac
Antimony	<0.00034		0.0020	0.00034	mg/L		02/20/24 05:36	02/20/24 15:18	1
Arsenic	<0.00086		0.0010	0.00086	mg/L		02/20/24 05:36	02/20/24 15:18	1
Barium	<0.00089		0.010	0.00089	mg/L		02/20/24 05:36	02/20/24 15:18	1
Beryllium	**0.0018**	**J**	0.0025	0.00020	mg/L		02/20/24 05:36	02/20/24 15:18	1
Boron	<0.022		0.080	0.022	mg/L		02/20/24 05:36	02/20/24 15:18	1
Cadmium	<0.000078		0.0025	0.000078	mg/L		02/20/24 05:36	02/20/24 15:18	1
Calcium	**4.5**		0.50	0.14	mg/L		02/20/24 05:36	02/20/24 15:18	1
Chromium	<0.0012		0.0020	0.0012	mg/L		02/20/24 05:36	02/20/24 15:18	1
Cobalt	<0.00022		0.0025	0.00022	mg/L		02/20/24 05:36	02/20/24 15:18	1
Copper	**0.0043**		0.0020	0.0011	mg/L		02/20/24 05:36	02/20/24 15:18	1
Lead	**0.00021**	**J**	0.0010	0.00021	mg/L		02/20/24 05:36	02/20/24 15:18	1
Nickel	**0.00074**	**J**	0.0010	0.00042	mg/L		02/20/24 05:36	02/20/24 15:18	1
Selenium	<0.00099		0.0050	0.00099	mg/L		02/20/24 05:36	02/20/24 15:18	1
Silver	**0.0011**		0.0010	0.00039	mg/L		02/20/24 05:36	02/20/24 15:18	1
Thallium	<0.00026		0.0010	0.00026	mg/L		02/20/24 05:36	02/20/24 15:18	1
Vanadium	<0.00063		0.0020	0.00063	mg/L		02/20/24 05:36	02/20/24 15:18	1
Zinc	**0.020**		0.0050	0.0028	mg/L		02/20/24 05:36	02/20/24 15:18	1

Method: SW846 7470A - Mercury

Analyte	Result	Qualifier	RL	MDL	Unit	D	Prepared	Analyzed	Dil Fac
Mercury	<0.000080		0.00020	0.000080	mg/L		02/20/24 15:18	02/21/24 17:32	1

General Chemistry

Analyte	Result	Qualifier	RL	MDL	Unit	D	Prepared	Analyzed	Dil Fac
Total Dissolved Solids (SM 2540C-2011)	**84**		10	10	mg/L			02/20/24 14:24	1

Client Sample ID: WAN-GWC-6

Lab Sample ID: 680-246863-6

Date Collected: 02/14/24 13:55

Matrix: Water

Date Received: 02/16/24 10:03

Method: MCAWW 300.0-1993 R2.1 - Anions, Ion Chromatography

Analyte	Result	Qualifier	RL	MDL	Unit	D	Prepared	Analyzed	Dil Fac
Chloride	**5.3**	***-**	1.0	0.20	mg/L			03/01/24 02:26	1
Fluoride	**0.049**	**J *-**	0.10	0.040	mg/L			03/01/24 02:26	1
Sulfate	**8.9**	***-**	1.0	0.40	mg/L			03/01/24 02:26	1

Method: SW846 6020B - Metals (ICP/MS) - Total Recoverable

Analyte	Result	Qualifier	RL	MDL	Unit	D	Prepared	Analyzed	Dil Fac
Antimony	<0.00034		0.0020	0.00034	mg/L		02/20/24 05:36	02/20/24 15:21	1
Arsenic	<0.00086		0.0010	0.00086	mg/L		02/20/24 05:36	02/20/24 15:21	1
Barium	**0.060**		0.010	0.00089	mg/L		02/20/24 05:36	02/20/24 15:21	1
Beryllium	<0.00020		0.0025	0.00020	mg/L		02/20/24 05:36	02/20/24 15:21	1
Boron	<0.022		0.080	0.022	mg/L		02/20/24 05:36	02/20/24 15:21	1
Cadmium	<0.000078		0.0025	0.000078	mg/L		02/20/24 05:36	02/20/24 15:21	1

Client Sample ID: WAN-GWC-6

Lab Sample ID: 680-246863-6

Date Collected: 02/14/24 13:55

Matrix: Water

Date Received: 02/16/24 10:03

Method: SW846 6020B - Metals (ICP/MS) - Total Recoverable (Continued)

Analyte	Result	Qualifier	RL	MDL	Unit	D	Prepared	Analyzed	Dil Fac
Calcium	**15**		0.50	0.14	mg/L		02/20/24 05:36	02/20/24 15:21	1
Chromium	<0.0012		0.0020	0.0012	mg/L		02/20/24 05:36	02/20/24 15:21	1
Cobalt	**0.0078**		0.0025	0.00022	mg/L		02/20/24 05:36	02/20/24 15:21	1
Copper	<0.0011		0.0020	0.0011	mg/L		02/20/24 05:36	02/20/24 15:21	1
Lead	<0.00021		0.0010	0.00021	mg/L		02/20/24 05:36	02/20/24 15:21	1
Nickel	**0.0052**		0.0010	0.00042	mg/L		02/20/24 05:36	02/20/24 15:21	1
Selenium	<0.00099		0.0050	0.00099	mg/L		02/20/24 05:36	02/20/24 15:21	1
Silver	<0.00039		0.0010	0.00039	mg/L		02/20/24 05:36	02/20/24 15:21	1
Thallium	<0.00026		0.0010	0.00026	mg/L		02/20/24 05:36	02/20/24 15:21	1
Vanadium	<0.00063		0.0020	0.00063	mg/L		02/20/24 05:36	02/20/24 15:21	1
Zinc	<0.0028		0.0050	0.0028	mg/L		02/20/24 05:36	02/20/24 15:21	1

Method: SW846 7470A - Mercury

Analyte	Result	Qualifier	RL	MDL	Unit	D	Prepared	Analyzed	Dil Fac
Mercury	<0.000080		0.00020	0.000080	mg/L		02/20/24 15:18	02/21/24 17:34	1

General Chemistry

Analyte	Result	Qualifier	RL	MDL	Unit	D	Prepared	Analyzed	Dil Fac
Total Dissolved Solids (SM 2540C-2011)	**130**		10	10	mg/L			02/20/24 14:24	1

Client Sample ID: WAN-GWC-11

Lab Sample ID: 680-246863-7

Date Collected: 02/14/24 14:20

Matrix: Water

Date Received: 02/16/24 10:03

Method: MCAWW 300.0-1993 R2.1 - Anions, Ion Chromatography

Analyte	Result	Qualifier	RL	MDL	Unit	D	Prepared	Analyzed	Dil Fac
Chloride	**1.4**	***-**	1.0	0.20	mg/L			03/01/24 02:38	1
Fluoride	**0.056**	**J *-**	0.10	0.040	mg/L			03/01/24 02:38	1
Sulfate	**0.90**	**J *-**	1.0	0.40	mg/L			03/01/24 02:38	1

Method: SW846 6020B - Metals (ICP/MS) - Total Recoverable

Analyte	Result	Qualifier	RL	MDL	Unit	D	Prepared	Analyzed	Dil Fac
Antimony	<0.00034		0.0020	0.00034	mg/L		02/20/24 05:36	02/20/24 15:24	1
Arsenic	**0.0012**		0.0010	0.00086	mg/L		02/20/24 05:36	02/20/24 15:24	1
Barium	**0.16**		0.010	0.00089	mg/L		02/20/24 05:36	02/20/24 15:24	1
Beryllium	<0.00020		0.0025	0.00020	mg/L		02/20/24 05:36	02/20/24 15:24	1
Boron	<0.022		0.080	0.022	mg/L		02/20/24 05:36	02/20/24 15:24	1
Cadmium	<0.000078		0.0025	0.000078	mg/L		02/20/24 05:36	02/20/24 15:24	1
Calcium	**6.7**		0.50	0.14	mg/L		02/20/24 05:36	02/20/24 15:24	1
Chromium	**0.0024**		0.0020	0.0012	mg/L		02/20/24 05:36	02/20/24 15:24	1
Cobalt	**0.0013**	**J**	0.0025	0.00022	mg/L		02/20/24 05:36	02/20/24 15:24	1
Copper	<0.0011		0.0020	0.0011	mg/L		02/20/24 05:36	02/20/24 15:24	1
Lead	<0.00021		0.0010	0.00021	mg/L		02/20/24 05:36	02/20/24 15:24	1
Nickel	<0.00042		0.0010	0.00042	mg/L		02/20/24 05:36	02/20/24 15:24	1
Selenium	<0.00099		0.0050	0.00099	mg/L		02/20/24 05:36	02/20/24 15:24	1
Silver	<0.00039		0.0010	0.00039	mg/L		02/20/24 05:36	02/20/24 15:24	1
Thallium	<0.00026		0.0010	0.00026	mg/L		02/20/24 05:36	02/20/24 15:24	1
Vanadium	**0.0026**		0.0020	0.00063	mg/L		02/20/24 05:36	02/20/24 15:24	1
Zinc	<0.0028		0.0050	0.0028	mg/L		02/20/24 05:36	02/20/24 15:24	1

Client Sample ID: WAN-GWC-11

Lab Sample ID: 680-246863-7

Date Collected: 02/14/24 14:20

Matrix: Water

Date Received: 02/16/24 10:03

Method: SW846 7470A - Mercury

Analyte	Result	Qualifier	RL	MDL	Unit	D	Prepared	Analyzed	Dil Fac
Mercury	<0.000080		0.00020	0.000080	mg/L		02/20/24 15:18	02/21/24 17:36	1

General Chemistry

Analyte	Result	Qualifier	RL	MDL	Unit	D	Prepared	Analyzed	Dil Fac
Total Dissolved Solids (SM 2540C-2011)	**60**		10	10	mg/L			02/20/24 14:24	1

Client Sample ID: WAN-LF-FD-04

Lab Sample ID: 680-246863-8

Date Collected: 02/14/24 00:00

Matrix: Water

Date Received: 02/16/24 10:03

Method: MCAWW 300.0-1993 R2.1 - Anions, Ion Chromatography

Analyte	Result	Qualifier	RL	MDL	Unit	D	Prepared	Analyzed	Dil Fac
Chloride	**5.4**	*-	1.0	0.20	mg/L			03/01/24 02:49	1
Fluoride	<0.040	*-	0.10	0.040	mg/L			03/01/24 02:49	1
Sulfate	**9.1**	*-	1.0	0.40	mg/L			03/01/24 02:49	1

Method: SW846 6020B - Metals (ICP/MS) - Total Recoverable

Analyte	Result	Qualifier	RL	MDL	Unit	D	Prepared	Analyzed	Dil Fac
Antimony	<0.00034		0.0020	0.00034	mg/L		02/20/24 05:36	02/20/24 15:32	1
Arsenic	<0.00086		0.0010	0.00086	mg/L		02/20/24 05:36	02/20/24 15:32	1
Barium	**0.063**		0.010	0.00089	mg/L		02/20/24 05:36	02/20/24 15:32	1
Beryllium	<0.00020		0.0025	0.00020	mg/L		02/20/24 05:36	02/20/24 15:32	1
Boron	<0.022		0.080	0.022	mg/L		02/20/24 05:36	02/20/24 15:32	1
Cadmium	<0.000078		0.0025	0.000078	mg/L		02/20/24 05:36	02/20/24 15:32	1
Calcium	**15**		0.50	0.14	mg/L		02/20/24 05:36	02/20/24 15:32	1
Chromium	<0.0012		0.0020	0.0012	mg/L		02/20/24 05:36	02/20/24 15:32	1
Cobalt	**0.0082**		0.0025	0.00022	mg/L		02/20/24 05:36	02/20/24 15:32	1
Copper	<0.0011		0.0020	0.0011	mg/L		02/20/24 05:36	02/20/24 15:32	1
Lead	<0.00021		0.0010	0.00021	mg/L		02/20/24 05:36	02/20/24 15:32	1
Nickel	**0.0053**		0.0010	0.00042	mg/L		02/20/24 05:36	02/20/24 15:32	1
Selenium	<0.00099		0.0050	0.00099	mg/L		02/20/24 05:36	02/20/24 15:32	1
Silver	<0.00039		0.0010	0.00039	mg/L		02/20/24 05:36	02/20/24 15:32	1
Thallium	<0.00026		0.0010	0.00026	mg/L		02/20/24 05:36	02/20/24 15:32	1
Vanadium	<0.00063		0.0020	0.00063	mg/L		02/20/24 05:36	02/20/24 15:32	1
Zinc	<0.0028		0.0050	0.0028	mg/L		02/20/24 05:36	02/20/24 15:32	1

Method: SW846 7470A - Mercury

Analyte	Result	Qualifier	RL	MDL	Unit	D	Prepared	Analyzed	Dil Fac
Mercury	<0.000080		0.00020	0.000080	mg/L		02/20/24 15:18	02/21/24 17:39	1

General Chemistry

Analyte	Result	Qualifier	RL	MDL	Unit	D	Prepared	Analyzed	Dil Fac
Total Dissolved Solids (SM 2540C-2011)	**130**		40	40	mg/L			02/20/24 14:24	1

Client Sample ID: WAN-GWC-5

Lab Sample ID: 680-246877-1

Date Collected: 02/14/24 15:00

Matrix: Water

Date Received: 02/17/24 09:52

Method: MCAWW 300.0-1993 R2.1 - Anions, Ion Chromatography

Analyte	Result	Qualifier	RL	MDL	Unit	D	Prepared	Analyzed	Dil Fac
Chloride	**11**		2.0	0.40	mg/L			02/29/24 17:36	2
Fluoride	<0.080		0.20	0.080	mg/L			02/29/24 17:36	2
Sulfate	**25**	*-	2.0	0.80	mg/L			02/29/24 17:36	2

Method: SW846 6020B - Metals (ICP/MS) - Total Recoverable

Analyte	Result	Qualifier	RL	MDL	Unit	D	Prepared	Analyzed	Dil Fac
Antimony	<0.00034		0.0020	0.00034	mg/L		02/20/24 05:47	02/20/24 17:09	1
Arsenic	<0.00086		0.0010	0.00086	mg/L		02/20/24 05:47	02/20/24 17:09	1
Barium	**0.032**	B	0.010	0.00089	mg/L		02/20/24 05:47	02/20/24 17:09	1
Beryllium	<0.00020		0.0025	0.00020	mg/L		02/20/24 05:47	02/20/24 17:09	1
Boron	<0.022		0.080	0.022	mg/L		02/20/24 05:47	02/20/24 17:09	1
Cadmium	**0.00010**	J	0.0025	0.000078	mg/L		02/20/24 05:47	02/20/24 17:09	1
Calcium	**30**		0.50	0.14	mg/L		02/20/24 05:47	02/20/24 17:09	1
Chromium	**0.0012**	J	0.0020	0.0012	mg/L		02/20/24 05:47	02/20/24 17:09	1
Cobalt	**0.0041**		0.0025	0.00022	mg/L		02/20/24 05:47	02/20/24 17:09	1
Copper	**0.0012**	J	0.0020	0.0011	mg/L		02/20/24 05:47	02/20/24 17:09	1
Lead	<0.00021		0.0010	0.00021	mg/L		02/20/24 05:47	02/20/24 17:09	1
Nickel	**0.0069**		0.0010	0.00042	mg/L		02/20/24 05:47	02/20/24 17:09	1
Selenium	<0.00099		0.0050	0.00099	mg/L		02/20/24 05:47	02/20/24 17:09	1
Silver	<0.00039		0.0010	0.00039	mg/L		02/20/24 05:47	02/20/24 17:09	1
Thallium	<0.00026		0.0010	0.00026	mg/L		02/20/24 05:47	02/20/24 17:09	1
Vanadium	**0.0030**		0.0020	0.00063	mg/L		02/20/24 05:47	02/20/24 17:09	1
Zinc	**0.0031**	J	0.0050	0.0028	mg/L		02/20/24 05:47	02/20/24 17:09	1

Method: SW846 7470A - Mercury

Analyte	Result	Qualifier	RL	MDL	Unit	D	Prepared	Analyzed	Dil Fac
Mercury	<0.000080		0.00020	0.000080	mg/L		02/20/24 15:18	02/21/24 17:41	1

General Chemistry

Analyte	Result	Qualifier	RL	MDL	Unit	D	Prepared	Analyzed	Dil Fac
Total Dissolved Solids (SM 2540C-2011)	**210**		40	40	mg/L			02/20/24 14:24	1

Client Sample ID: WAN-GWC-22

Lab Sample ID: 680-246877-2

Date Collected: 02/14/24 17:02

Matrix: Water

Date Received: 02/17/24 09:52

Method: MCAWW 300.0-1993 R2.1 - Anions, Ion Chromatography

Analyte	Result	Qualifier	RL	MDL	Unit	D	Prepared	Analyzed	Dil Fac
Chloride	**1.4**	*-	1.0	0.20	mg/L			03/01/24 03:11	1
Fluoride	<0.040	*-	0.10	0.040	mg/L			03/01/24 03:11	1
Sulfate	**0.62**	J *-	1.0	0.40	mg/L			03/01/24 03:11	1

Method: SW846 6020B - Metals (ICP/MS) - Total Recoverable

Analyte	Result	Qualifier	RL	MDL	Unit	D	Prepared	Analyzed	Dil Fac
Antimony	**0.00041**	J	0.0020	0.00034	mg/L		02/20/24 05:47	02/20/24 17:12	1
Arsenic	<0.00086		0.0010	0.00086	mg/L		02/20/24 05:47	02/20/24 17:12	1
Barium	**0.027**	B	0.010	0.00089	mg/L		02/20/24 05:47	02/20/24 17:12	1
Beryllium	<0.00020		0.0025	0.00020	mg/L		02/20/24 05:47	02/20/24 17:12	1
Boron	<0.022		0.080	0.022	mg/L		02/20/24 05:47	02/20/24 17:12	1
Cadmium	**0.00024**	J	0.0025	0.000078	mg/L		02/20/24 05:47	02/20/24 17:12	1

Client Sample ID: WAN-GWC-22

Lab Sample ID: 680-246877-2

Date Collected: 02/14/24 17:02

Matrix: Water

Date Received: 02/17/24 09:52

Method: SW846 6020B - Metals (ICP/MS) - Total Recoverable (Continued)

Analyte	Result	Qualifier	RL	MDL	Unit	D	Prepared	Analyzed	Dil Fac
Calcium	**11**		0.50	0.14	mg/L		02/20/24 05:47	02/20/24 17:12	1
Chromium	**0.0014**	**J**	0.0020	0.0012	mg/L		02/20/24 05:47	02/20/24 17:12	1
Cobalt	<0.00022		0.0025	0.00022	mg/L		02/20/24 05:47	02/20/24 17:12	1
Copper	<0.0011		0.0020	0.0011	mg/L		02/20/24 05:47	02/20/24 17:12	1
Lead	<0.00021		0.0010	0.00021	mg/L		02/20/24 05:47	02/20/24 17:12	1
Nickel	<0.00042		0.0010	0.00042	mg/L		02/20/24 05:47	02/20/24 17:12	1
Selenium	<0.00099		0.0050	0.00099	mg/L		02/20/24 05:47	02/20/24 17:12	1
Silver	<0.00039		0.0010	0.00039	mg/L		02/20/24 05:47	02/20/24 17:12	1
Thallium	<0.00026		0.0010	0.00026	mg/L		02/20/24 05:47	02/20/24 17:12	1
Vanadium	**0.0067**		0.0020	0.00063	mg/L		02/20/24 05:47	02/20/24 17:12	1
Zinc	**0.0031**	**J**	0.0050	0.0028	mg/L		02/20/24 05:47	02/20/24 17:12	1

Method: SW846 7470A - Mercury

Analyte	Result	Qualifier	RL	MDL	Unit	D	Prepared	Analyzed	Dil Fac
Mercury	<0.000080		0.00020	0.000080	mg/L		02/20/24 15:18	02/21/24 17:43	1

General Chemistry

Analyte	Result	Qualifier	RL	MDL	Unit	D	Prepared	Analyzed	Dil Fac
Total Dissolved Solids (SM 2540C-2011)	**110**		10	10	mg/L			02/20/24 14:24	1

Client Sample ID: WAN-GWC-9

Lab Sample ID: 680-247011-1

Date Collected: 02/19/24 14:05

Matrix: Water

Date Received: 02/22/24 10:19

Method: EPA 300.0 - Anions, Ion Chromatography

Analyte	Result	Qualifier	RL	MDL	Unit	D	Prepared	Analyzed	Dil Fac
Fluoride	<0.20		0.40	0.20	mg/L			03/02/24 06:12	1
Chloride	**6.7**		1.0	0.20	mg/L			03/02/24 06:12	1
Sulfate	**16**		1.0	0.50	mg/L			03/02/24 06:12	1

Method: SW846 6020B - Metals (ICP/MS) - Total Recoverable

Analyte	Result	Qualifier	RL	MDL	Unit	D	Prepared	Analyzed	Dil Fac
Antimony	<0.00034		0.0020	0.00034	mg/L		02/23/24 05:57	02/23/24 23:03	1
Arsenic	<0.00086		0.0010	0.00086	mg/L		02/23/24 05:57	02/23/24 23:03	1
Barium	**0.072**		0.010	0.00089	mg/L		02/23/24 05:57	02/23/24 23:03	1
Beryllium	**0.00024**	**J**	0.0025	0.00020	mg/L		02/23/24 05:57	02/23/24 23:03	1
Boron	**0.080**		0.080	0.022	mg/L		02/23/24 05:57	02/25/24 11:43	1
Cadmium	<0.000078		0.0025	0.000078	mg/L		02/23/24 05:57	02/23/24 23:03	1
Calcium	**7.2**		0.50	0.14	mg/L		02/23/24 05:57	02/23/24 23:03	1
Chromium	**0.0015**	**J**	0.0020	0.0012	mg/L		02/23/24 05:57	02/25/24 11:43	1
Cobalt	**0.022**		0.0025	0.00022	mg/L		02/23/24 05:57	02/23/24 23:03	1
Copper	**0.0012**	**J**	0.0020	0.0011	mg/L		02/23/24 05:57	02/23/24 23:03	1
Lead	<0.00021		0.0010	0.00021	mg/L		02/23/24 05:57	02/23/24 23:03	1
Nickel	**0.0093**		0.0010	0.00042	mg/L		02/23/24 05:57	02/23/24 23:03	1
Selenium	<0.00099		0.0050	0.00099	mg/L		02/23/24 05:57	02/25/24 11:43	1
Silver	<0.00039		0.0010	0.00039	mg/L		02/23/24 05:57	02/23/24 23:03	1
Thallium	<0.00026		0.0010	0.00026	mg/L		02/23/24 05:57	02/23/24 23:03	1
Vanadium	**0.00070**	**J**	0.0020	0.00063	mg/L		02/23/24 05:57	02/23/24 23:03	1
Zinc	**0.019**		0.0050	0.0028	mg/L		02/23/24 05:57	02/23/24 23:03	1

Client Sample ID: WAN-GWC-9

Lab Sample ID: 680-247011-1

Date Collected: 02/19/24 14:05

Matrix: Water

Date Received: 02/22/24 10:19

Method: SW846 7470A - Mercury

Analyte	Result	Qualifier	RL	MDL	Unit	D	Prepared	Analyzed	Dil Fac
Mercury	<0.000080		0.00020	0.000080	mg/L		02/26/24 13:49	02/27/24 10:42	1

General Chemistry

Analyte	Result	Qualifier	RL	MDL	Unit	D	Prepared	Analyzed	Dil Fac
Total Dissolved Solids (SM 2540C-2011)	69		10	10	mg/L			02/23/24 09:30	1

Client Sample ID: WAN-GWC-10

Lab Sample ID: 680-247011-2

Date Collected: 02/20/24 10:15

Matrix: Water

Date Received: 02/22/24 10:19

Method: EPA 300.0 - Anions, Ion Chromatography

Analyte	Result	Qualifier	RL	MDL	Unit	D	Prepared	Analyzed	Dil Fac
Fluoride	0.77		0.40	0.20	mg/L			03/02/24 06:29	1
Chloride	7.4		1.0	0.20	mg/L			03/02/24 06:29	1
Sulfate	13		1.0	0.50	mg/L			03/02/24 06:29	1

Method: SW846 6020B - Metals (ICP/MS) - Total Recoverable

Analyte	Result	Qualifier	RL	MDL	Unit	D	Prepared	Analyzed	Dil Fac
Antimony	<0.00034		0.0020	0.00034	mg/L		02/23/24 05:57	02/23/24 23:08	1
Arsenic	<0.00086		0.0010	0.00086	mg/L		02/23/24 05:57	02/23/24 23:08	1
Barium	0.018		0.010	0.00089	mg/L		02/23/24 05:57	02/23/24 23:08	1
Beryllium	<0.00020		0.0025	0.00020	mg/L		02/23/24 05:57	02/23/24 23:08	1
Boron	<0.022		0.080	0.022	mg/L		02/23/24 05:57	02/25/24 11:46	1
Cadmium	0.000080	J	0.0025	0.000078	mg/L		02/23/24 05:57	02/23/24 23:08	1
Calcium	13		0.50	0.14	mg/L		02/23/24 05:57	02/23/24 23:08	1
Chromium	<0.0012		0.0020	0.0012	mg/L		02/23/24 05:57	02/25/24 11:46	1
Cobalt	0.0034		0.0025	0.00022	mg/L		02/23/24 05:57	02/23/24 23:08	1
Copper	<0.0011		0.0020	0.0011	mg/L		02/23/24 05:57	02/23/24 23:08	1
Lead	<0.00021		0.0010	0.00021	mg/L		02/23/24 05:57	02/23/24 23:08	1
Nickel	0.0012		0.0010	0.00042	mg/L		02/23/24 05:57	02/23/24 23:08	1
Selenium	<0.00099		0.0050	0.00099	mg/L		02/23/24 05:57	02/25/24 11:46	1
Silver	<0.00039		0.0010	0.00039	mg/L		02/23/24 05:57	02/23/24 23:08	1
Thallium	<0.00026		0.0010	0.00026	mg/L		02/23/24 05:57	02/23/24 23:08	1
Vanadium	<0.00063		0.0020	0.00063	mg/L		02/23/24 05:57	02/23/24 23:08	1
Zinc	0.0042	J	0.0050	0.0028	mg/L		02/23/24 05:57	02/23/24 23:08	1

Method: SW846 7470A - Mercury

Analyte	Result	Qualifier	RL	MDL	Unit	D	Prepared	Analyzed	Dil Fac
Mercury	<0.000080		0.00020	0.000080	mg/L		02/26/24 13:49	02/27/24 10:40	1

General Chemistry

Analyte	Result	Qualifier	RL	MDL	Unit	D	Prepared	Analyzed	Dil Fac
Total Dissolved Solids (SM 2540C-2011)	120		10	10	mg/L			02/26/24 11:53	1

Client Sample ID: WAN-GWC-12

Lab Sample ID: 680-247011-3

Date Collected: 02/20/24 12:18

Matrix: Water

Date Received: 02/22/24 10:19

Method: EPA 300.0 - Anions, Ion Chromatography

Analyte	Result	Qualifier	RL	MDL	Unit	D	Prepared	Analyzed	Dil Fac
Fluoride	<0.40		0.80	0.40	mg/L			03/02/24 06:46	2
Chloride	**26**		2.0	0.40	mg/L			03/02/24 06:46	2
Sulfate	**37**		2.0	1.0	mg/L			03/02/24 06:46	2

Method: SW846 6020B - Metals (ICP/MS) - Total Recoverable

Analyte	Result	Qualifier	RL	MDL	Unit	D	Prepared	Analyzed	Dil Fac
Antimony	<0.00034		0.0020	0.00034	mg/L		02/23/24 05:57	02/23/24 23:12	1
Arsenic	<0.00086		0.0010	0.00086	mg/L		02/23/24 05:57	02/23/24 23:12	1
Barium	**0.027**		0.010	0.00089	mg/L		02/23/24 05:57	02/23/24 23:12	1
Beryllium	<0.00020		0.0025	0.00020	mg/L		02/23/24 05:57	02/23/24 23:12	1
Boron	**0.080**		0.080	0.022	mg/L		02/23/24 05:57	02/25/24 11:49	1
Cadmium	<0.000078		0.0025	0.000078	mg/L		02/23/24 05:57	02/23/24 23:12	1
Calcium	**49**		0.50	0.14	mg/L		02/23/24 05:57	02/23/24 23:12	1
Chromium	<0.0012		0.0020	0.0012	mg/L		02/23/24 05:57	02/25/24 11:49	1
Cobalt	**0.00039**	**J**	0.0025	0.00022	mg/L		02/23/24 05:57	02/23/24 23:12	1
Copper	<0.0011		0.0020	0.0011	mg/L		02/23/24 05:57	02/23/24 23:12	1
Lead	<0.00021		0.0010	0.00021	mg/L		02/23/24 05:57	02/23/24 23:12	1
Nickel	<0.00042		0.0010	0.00042	mg/L		02/23/24 05:57	02/23/24 23:12	1
Selenium	<0.00099		0.0050	0.00099	mg/L		02/23/24 05:57	02/25/24 11:49	1
Silver	<0.00039		0.0010	0.00039	mg/L		02/23/24 05:57	02/23/24 23:12	1
Thallium	<0.00026		0.0010	0.00026	mg/L		02/23/24 05:57	02/23/24 23:12	1
Vanadium	**0.00063**	**J**	0.0020	0.00063	mg/L		02/23/24 05:57	02/23/24 23:12	1
Zinc	<0.0028		0.0050	0.0028	mg/L		02/23/24 05:57	02/23/24 23:12	1

Method: SW846 7470A - Mercury

Analyte	Result	Qualifier	RL	MDL	Unit	D	Prepared	Analyzed	Dil Fac
Mercury	<0.000080		0.00020	0.000080	mg/L		02/26/24 13:49	02/27/24 10:38	1

General Chemistry

Analyte	Result	Qualifier	RL	MDL	Unit	D	Prepared	Analyzed	Dil Fac
Total Dissolved Solids (SM 2540C-2011)	**220**		40	40	mg/L			02/26/24 11:53	1

Client Sample ID: WAN-GWC-13

Lab Sample ID: 680-247011-4

Date Collected: 02/19/24 14:00

Matrix: Water

Date Received: 02/22/24 10:19

Method: EPA 300.0 - Anions, Ion Chromatography

Analyte	Result	Qualifier	RL	MDL	Unit	D	Prepared	Analyzed	Dil Fac
Fluoride	<0.20		0.40	0.20	mg/L			03/02/24 07:02	1
Chloride	**1.8**		1.0	0.20	mg/L			03/02/24 07:02	1
Sulfate	**3.7**		1.0	0.50	mg/L			03/02/24 07:02	1

Method: SW846 6020B - Metals (ICP/MS) - Total Recoverable

Analyte	Result	Qualifier	RL	MDL	Unit	D	Prepared	Analyzed	Dil Fac
Antimony	**0.0027**		0.0020	0.00034	mg/L		02/23/24 05:57	02/23/24 23:16	1
Arsenic	<0.00086		0.0010	0.00086	mg/L		02/23/24 05:57	02/23/24 23:16	1
Barium	**0.0078**	**J**	0.010	0.00089	mg/L		02/23/24 05:57	02/23/24 23:16	1
Beryllium	<0.00020		0.0025	0.00020	mg/L		02/23/24 05:57	02/23/24 23:16	1
Boron	<0.022		0.080	0.022	mg/L		02/23/24 05:57	02/25/24 11:52	1
Cadmium	**0.00026**	**J**	0.0025	0.000078	mg/L		02/23/24 05:57	02/23/24 23:16	1

Client Sample ID: WAN-GWC-13

Lab Sample ID: 680-247011-4

Date Collected: 02/19/24 14:00

Matrix: Water

Date Received: 02/22/24 10:19

Method: SW846 6020B - Metals (ICP/MS) - Total Recoverable (Continued)

Analyte	Result	Qualifier	RL	MDL	Unit	D	Prepared	Analyzed	Dil Fac
Calcium	**5.1**		0.50	0.14	mg/L		02/23/24 05:57	02/23/24 23:16	1
Chromium	<0.0012		0.0020	0.0012	mg/L		02/23/24 05:57	02/25/24 11:52	1
Cobalt	<0.00022		0.0025	0.00022	mg/L		02/23/24 05:57	02/23/24 23:16	1
Copper	<0.0011		0.0020	0.0011	mg/L		02/23/24 05:57	02/23/24 23:16	1
Lead	<0.00021		0.0010	0.00021	mg/L		02/23/24 05:57	02/23/24 23:16	1
Nickel	<0.00042		0.0010	0.00042	mg/L		02/23/24 05:57	02/23/24 23:16	1
Selenium	<0.00099		0.0050	0.00099	mg/L		02/23/24 05:57	02/25/24 11:52	1
Silver	<0.00039		0.0010	0.00039	mg/L		02/23/24 05:57	02/23/24 23:16	1
Thallium	<0.00026		0.0010	0.00026	mg/L		02/23/24 05:57	02/23/24 23:16	1
Vanadium	**0.00069**	**J**	0.0020	0.00063	mg/L		02/23/24 05:57	02/23/24 23:16	1
Zinc	**0.0056**		0.0050	0.0028	mg/L		02/23/24 05:57	02/23/24 23:16	1

Method: SW846 7470A - Mercury

Analyte	Result	Qualifier	RL	MDL	Unit	D	Prepared	Analyzed	Dil Fac
Mercury	<0.000080		0.00020	0.000080	mg/L		02/26/24 14:41	02/27/24 11:07	1

General Chemistry

Analyte	Result	Qualifier	RL	MDL	Unit	D	Prepared	Analyzed	Dil Fac
Total Dissolved Solids (SM 2540C-2011)	**57**		10	10	mg/L			02/23/24 09:30	1

Client Sample ID: WAN-GWC-14

Lab Sample ID: 680-247011-5

Date Collected: 02/19/24 15:37

Matrix: Water

Date Received: 02/22/24 10:19

Method: EPA 300.0 - Anions, Ion Chromatography

Analyte	Result	Qualifier	RL	MDL	Unit	D	Prepared	Analyzed	Dil Fac
Fluoride	<0.20		0.40	0.20	mg/L			03/02/24 07:19	1
Chloride	**110**		2.0	0.40	mg/L			03/04/24 10:47	2
Sulfate	**7.7**		1.0	0.50	mg/L			03/02/24 07:19	1

Method: SW846 6020B - Metals (ICP/MS) - Total Recoverable

Analyte	Result	Qualifier	RL	MDL	Unit	D	Prepared	Analyzed	Dil Fac
Antimony	<0.00034		0.0020	0.00034	mg/L		02/23/24 05:57	02/23/24 23:20	1
Arsenic	<0.00086		0.0010	0.00086	mg/L		02/23/24 05:57	02/23/24 23:20	1
Barium	**0.23**		0.010	0.00089	mg/L		02/23/24 05:57	02/23/24 23:20	1
Beryllium	**0.00034**	**J**	0.0025	0.00020	mg/L		02/23/24 05:57	02/23/24 23:20	1
Boron	**0.71**		0.080	0.022	mg/L		02/23/24 05:57	02/25/24 11:55	1
Cadmium	**0.00010**	**J**	0.0025	0.000078	mg/L		02/23/24 05:57	02/23/24 23:20	1
Calcium	**26**		0.50	0.14	mg/L		02/23/24 05:57	02/23/24 23:20	1
Chromium	<0.0012		0.0020	0.0012	mg/L		02/23/24 05:57	02/25/24 11:55	1
Cobalt	**0.32**		0.0025	0.00022	mg/L		02/23/24 05:57	02/23/24 23:20	1
Copper	<0.0011		0.0020	0.0011	mg/L		02/23/24 05:57	02/23/24 23:20	1
Lead	<0.00021		0.0010	0.00021	mg/L		02/23/24 05:57	02/23/24 23:20	1
Nickel	**0.023**		0.0010	0.00042	mg/L		02/23/24 05:57	02/23/24 23:20	1
Selenium	<0.00099		0.0050	0.00099	mg/L		02/23/24 05:57	02/25/24 11:55	1
Silver	<0.00039		0.0010	0.00039	mg/L		02/23/24 05:57	02/23/24 23:20	1
Thallium	**0.00058**	**J**	0.0010	0.00026	mg/L		02/23/24 05:57	02/23/24 23:20	1
Vanadium	<0.00063		0.0020	0.00063	mg/L		02/23/24 05:57	02/23/24 23:20	1
Zinc	**0.018**		0.0050	0.0028	mg/L		02/23/24 05:57	02/23/24 23:20	1

Client Sample ID: WAN-GWC-14

Lab Sample ID: 680-247011-5

Date Collected: 02/19/24 15:37

Matrix: Water

Date Received: 02/22/24 10:19

Method: SW846 7470A - Mercury

Analyte	Result	Qualifier	RL	MDL	Unit	D	Prepared	Analyzed	Dil Fac
Mercury	<0.000080		0.00020	0.000080	mg/L		02/26/24 14:41	02/27/24 11:13	1

General Chemistry

Analyte	Result	Qualifier	RL	MDL	Unit	D	Prepared	Analyzed	Dil Fac
Total Dissolved Solids (SM 2540C-2011)	**290**		40	40	mg/L			02/23/24 09:30	1

Client Sample ID: WAN-GWC-17

Lab Sample ID: 680-247011-6

Date Collected: 02/20/24 14:04

Matrix: Water

Date Received: 02/22/24 10:19

Method: EPA 300.0 - Anions, Ion Chromatography

Analyte	Result	Qualifier	RL	MDL	Unit	D	Prepared	Analyzed	Dil Fac
Fluoride	<0.20		0.40	0.20	mg/L			03/02/24 07:36	1
Chloride	**1.6**		1.0	0.20	mg/L			03/02/24 07:36	1
Sulfate	**4.7**		1.0	0.50	mg/L			03/02/24 07:36	1

Method: SW846 6020B - Metals (ICP/MS) - Total Recoverable

Analyte	Result	Qualifier	RL	MDL	Unit	D	Prepared	Analyzed	Dil Fac
Antimony	<0.00034		0.0020	0.00034	mg/L		02/23/24 05:57	02/23/24 23:24	1
Arsenic	<0.00086		0.0010	0.00086	mg/L		02/23/24 05:57	02/23/24 23:24	1
Barium	**0.027**		0.010	0.00089	mg/L		02/23/24 05:57	02/23/24 23:24	1
Beryllium	<0.00020		0.0025	0.00020	mg/L		02/23/24 05:57	02/23/24 23:24	1
Boron	<0.022		0.080	0.022	mg/L		02/23/24 05:57	02/25/24 12:03	1
Cadmium	**0.00026**	**J**	0.0025	0.000078	mg/L		02/23/24 05:57	02/23/24 23:24	1
Calcium	**12**		0.50	0.14	mg/L		02/23/24 05:57	02/23/24 23:24	1
Chromium	<0.0012		0.0020	0.0012	mg/L		02/23/24 05:57	02/25/24 12:03	1
Cobalt	**0.00034**	**J**	0.0025	0.00022	mg/L		02/23/24 05:57	02/23/24 23:24	1
Copper	<0.0011		0.0020	0.0011	mg/L		02/23/24 05:57	02/23/24 23:24	1
Lead	<0.00021		0.0010	0.00021	mg/L		02/23/24 05:57	02/23/24 23:24	1
Nickel	<0.00042		0.0010	0.00042	mg/L		02/23/24 05:57	02/23/24 23:24	1
Selenium	<0.00099		0.0050	0.00099	mg/L		02/23/24 05:57	02/25/24 12:03	1
Silver	<0.00039		0.0010	0.00039	mg/L		02/23/24 05:57	02/23/24 23:24	1
Thallium	<0.00026		0.0010	0.00026	mg/L		02/23/24 05:57	02/23/24 23:24	1
Vanadium	<0.00063		0.0020	0.00063	mg/L		02/23/24 05:57	02/23/24 23:24	1
Zinc	<0.0028		0.0050	0.0028	mg/L		02/23/24 05:57	02/23/24 23:24	1

Method: SW846 7470A - Mercury

Analyte	Result	Qualifier	RL	MDL	Unit	D	Prepared	Analyzed	Dil Fac
Mercury	<0.000080		0.00020	0.000080	mg/L		02/26/24 14:41	02/27/24 11:19	1

General Chemistry

Analyte	Result	Qualifier	RL	MDL	Unit	D	Prepared	Analyzed	Dil Fac
Total Dissolved Solids (SM 2540C-2011)	**100**		10	10	mg/L			02/26/24 11:53	1

Client Sample ID: WAN-GWC-20

Lab Sample ID: 680-247011-7

Date Collected: 02/20/24 15:15

Matrix: Water

Date Received: 02/22/24 10:19

Method: EPA 300.0 - Anions, Ion Chromatography

Analyte	Result	Qualifier	RL	MDL	Unit	D	Prepared	Analyzed	Dil Fac
Fluoride	<0.20		0.40	0.20	mg/L			03/02/24 07:53	1
Chloride	**2.5**		1.0	0.20	mg/L			03/02/24 07:53	1
Sulfate	**2.6**		1.0	0.50	mg/L			03/02/24 07:53	1

Method: SW846 6020B - Metals (ICP/MS) - Total Recoverable

Analyte	Result	Qualifier	RL	MDL	Unit	D	Prepared	Analyzed	Dil Fac
Antimony	**0.00064**	**J**	0.0020	0.00034	mg/L		02/23/24 05:57	02/23/24 23:28	1
Arsenic	<0.00086		0.0010	0.00086	mg/L		02/23/24 05:57	02/23/24 23:28	1
Barium	**0.037**		0.010	0.00089	mg/L		02/23/24 05:57	02/23/24 23:28	1
Beryllium	<0.00020		0.0025	0.00020	mg/L		02/23/24 05:57	02/23/24 23:28	1
Boron	<0.022		0.080	0.022	mg/L		02/23/24 05:57	02/25/24 12:06	1
Cadmium	<0.000078		0.0025	0.000078	mg/L		02/23/24 05:57	02/23/24 23:28	1
Calcium	**9.7**		0.50	0.14	mg/L		02/23/24 05:57	02/23/24 23:28	1
Chromium	<0.0012		0.0020	0.0012	mg/L		02/23/24 05:57	02/25/24 12:06	1
Cobalt	<0.00022		0.0025	0.00022	mg/L		02/23/24 05:57	02/23/24 23:28	1
Copper	<0.0011		0.0020	0.0011	mg/L		02/23/24 05:57	02/23/24 23:28	1
Lead	<0.00021		0.0010	0.00021	mg/L		02/23/24 05:57	02/23/24 23:28	1
Nickel	<0.00042		0.0010	0.00042	mg/L		02/23/24 05:57	02/23/24 23:28	1
Selenium	<0.00099		0.0050	0.00099	mg/L		02/23/24 05:57	02/25/24 12:06	1
Silver	<0.00039		0.0010	0.00039	mg/L		02/23/24 05:57	02/23/24 23:28	1
Thallium	<0.00026		0.0010	0.00026	mg/L		02/23/24 05:57	02/23/24 23:28	1
Vanadium	**0.0013**	**J**	0.0020	0.00063	mg/L		02/23/24 05:57	02/23/24 23:28	1
Zinc	<0.0028		0.0050	0.0028	mg/L		02/23/24 05:57	02/23/24 23:28	1

Method: SW846 7470A - Mercury

Analyte	Result	Qualifier	RL	MDL	Unit	D	Prepared	Analyzed	Dil Fac
Mercury	<0.000080		0.00020	0.000080	mg/L		02/26/24 14:41	02/27/24 11:21	1

General Chemistry

Analyte	Result	Qualifier	RL	MDL	Unit	D	Prepared	Analyzed	Dil Fac
Total Dissolved Solids (SM 2540C-2011)	**100**		10	10	mg/L			02/26/24 11:53	1

Client Sample ID: WAN-GWC-21

Lab Sample ID: 680-247011-8

Date Collected: 02/19/24 15:15

Matrix: Water

Date Received: 02/22/24 10:19

Method: EPA 300.0 - Anions, Ion Chromatography

Analyte	Result	Qualifier	RL	MDL	Unit	D	Prepared	Analyzed	Dil Fac
Fluoride	<0.20		0.40	0.20	mg/L			03/02/24 08:10	1
Chloride	**3.5**		1.0	0.20	mg/L			03/02/24 08:10	1
Sulfate	**0.98**	**J**	1.0	0.50	mg/L			03/02/24 08:10	1

Method: SW846 6020B - Metals (ICP/MS) - Total Recoverable

Analyte	Result	Qualifier	RL	MDL	Unit	D	Prepared	Analyzed	Dil Fac
Antimony	<0.00034		0.0020	0.00034	mg/L		02/23/24 05:57	02/23/24 23:32	1
Arsenic	<0.00086		0.0010	0.00086	mg/L		02/23/24 05:57	02/23/24 23:32	1
Barium	**0.049**		0.010	0.00089	mg/L		02/23/24 05:57	02/23/24 23:32	1
Beryllium	<0.00020		0.0025	0.00020	mg/L		02/23/24 05:57	02/23/24 23:32	1
Boron	<0.022		0.080	0.022	mg/L		02/23/24 05:57	02/25/24 12:09	1
Cadmium	<0.000078		0.0025	0.000078	mg/L		02/23/24 05:57	02/23/24 23:32	1

Client Sample ID: WAN-GWC-21

Lab Sample ID: 680-247011-8

Date Collected: 02/19/24 15:15

Matrix: Water

Date Received: 02/22/24 10:19

Method: SW846 6020B - Metals (ICP/MS) - Total Recoverable (Continued)

Analyte	Result	Qualifier	RL	MDL	Unit	D	Prepared	Analyzed	Dil Fac
Calcium	**5.5**		0.50	0.14	mg/L		02/23/24 05:57	02/23/24 23:32	1
Chromium	<0.0012		0.0020	0.0012	mg/L		02/23/24 05:57	02/25/24 12:09	1
Cobalt	**0.0025**		0.0025	0.00022	mg/L		02/23/24 05:57	02/23/24 23:32	1
Copper	<0.0011		0.0020	0.0011	mg/L		02/23/24 05:57	02/23/24 23:32	1
Lead	<0.00021		0.0010	0.00021	mg/L		02/23/24 05:57	02/23/24 23:32	1
Nickel	<0.00042		0.0010	0.00042	mg/L		02/23/24 05:57	02/23/24 23:32	1
Selenium	<0.00099		0.0050	0.00099	mg/L		02/23/24 05:57	02/25/24 12:09	1
Silver	<0.00039		0.0010	0.00039	mg/L		02/23/24 05:57	02/23/24 23:32	1
Thallium	<0.00026		0.0010	0.00026	mg/L		02/23/24 05:57	02/23/24 23:32	1
Vanadium	<0.00063		0.0020	0.00063	mg/L		02/23/24 05:57	02/23/24 23:32	1
Zinc	<0.0028		0.0050	0.0028	mg/L		02/23/24 05:57	02/23/24 23:32	1

Method: SW846 7470A - Mercury

Analyte	Result	Qualifier	RL	MDL	Unit	D	Prepared	Analyzed	Dil Fac
Mercury	<0.000080		0.00020	0.000080	mg/L		02/26/24 14:41	02/27/24 11:23	1

General Chemistry

Analyte	Result	Qualifier	RL	MDL	Unit	D	Prepared	Analyzed	Dil Fac
Total Dissolved Solids (SM 2540C-2011)	**53**		10	10	mg/L			02/23/24 09:30	1

Client Sample ID: WAN-GWC-23

Lab Sample ID: 680-247011-9

Date Collected: 02/19/24 16:10

Matrix: Water

Date Received: 02/22/24 10:19

Method: EPA 300.0 - Anions, Ion Chromatography

Analyte	Result	Qualifier	RL	MDL	Unit	D	Prepared	Analyzed	Dil Fac
Fluoride	<0.20		0.40	0.20	mg/L			03/02/24 09:01	1
Chloride	**2.4**		1.0	0.20	mg/L			03/02/24 09:01	1
Sulfate	**1.5**		1.0	0.50	mg/L			03/02/24 09:01	1

Method: SW846 6020B - Metals (ICP/MS) - Total Recoverable

Analyte	Result	Qualifier	RL	MDL	Unit	D	Prepared	Analyzed	Dil Fac
Antimony	<0.00034		0.0020	0.00034	mg/L		02/23/24 05:57	02/23/24 23:36	1
Arsenic	<0.00086		0.0010	0.00086	mg/L		02/23/24 05:57	02/23/24 23:36	1
Barium	**0.0047**	**J**	0.010	0.00089	mg/L		02/23/24 05:57	02/23/24 23:36	1
Beryllium	<0.00020		0.0025	0.00020	mg/L		02/23/24 05:57	02/23/24 23:36	1
Boron	<0.022		0.080	0.022	mg/L		02/23/24 05:57	02/25/24 12:12	1
Cadmium	<0.000078		0.0025	0.000078	mg/L		02/23/24 05:57	02/23/24 23:36	1
Calcium	**3.8**		0.50	0.14	mg/L		02/23/24 05:57	02/23/24 23:36	1
Chromium	<0.0012		0.0020	0.0012	mg/L		02/23/24 05:57	02/25/24 12:12	1
Cobalt	<0.00022		0.0025	0.00022	mg/L		02/23/24 05:57	02/23/24 23:36	1
Copper	<0.0011		0.0020	0.0011	mg/L		02/23/24 05:57	02/23/24 23:36	1
Lead	**0.00034**	**J**	0.0010	0.00021	mg/L		02/23/24 05:57	02/23/24 23:36	1
Nickel	<0.00042		0.0010	0.00042	mg/L		02/23/24 05:57	02/23/24 23:36	1
Selenium	<0.00099		0.0050	0.00099	mg/L		02/23/24 05:57	02/25/24 12:12	1
Silver	<0.00039		0.0010	0.00039	mg/L		02/23/24 05:57	02/23/24 23:36	1
Thallium	<0.00026		0.0010	0.00026	mg/L		02/23/24 05:57	02/23/24 23:36	1
Vanadium	**0.00072**	**J**	0.0020	0.00063	mg/L		02/23/24 05:57	02/23/24 23:36	1
Zinc	<0.0028		0.0050	0.0028	mg/L		02/23/24 05:57	02/23/24 23:36	1

Client Sample ID: WAN-GWC-23

Lab Sample ID: 680-247011-9

Date Collected: 02/19/24 16:10

Matrix: Water

Date Received: 02/22/24 10:19

Method: SW846 7470A - Mercury

Analyte	Result	Qualifier	RL	MDL	Unit	D	Prepared	Analyzed	Dil Fac
Mercury	<0.000080		0.00020	0.000080	mg/L		02/26/24 14:41	02/27/24 11:25	1

General Chemistry

Analyte	Result	Qualifier	RL	MDL	Unit	D	Prepared	Analyzed	Dil Fac
Total Dissolved Solids (SM 2540C-2011)	**43**		10	10	mg/L			02/23/24 09:30	1

Client Sample ID: WAN-GWC-26

Lab Sample ID: 680-247011-10

Date Collected: 02/20/24 13:35

Matrix: Water

Date Received: 02/22/24 10:19

Method: EPA 300.0 - Anions, Ion Chromatography

Analyte	Result	Qualifier	RL	MDL	Unit	D	Prepared	Analyzed	Dil Fac
Fluoride	<0.20		0.40	0.20	mg/L			03/02/24 09:52	1
Chloride	**3.6**		1.0	0.20	mg/L			03/02/24 09:52	1
Sulfate	**1.3**		1.0	0.50	mg/L			03/02/24 09:52	1

Method: SW846 6020B - Metals (ICP/MS) - Total Recoverable

Analyte	Result	Qualifier	RL	MDL	Unit	D	Prepared	Analyzed	Dil Fac
Antimony	<0.00034		0.0020	0.00034	mg/L		02/23/24 05:57	02/23/24 23:48	1
Arsenic	<0.00086		0.0010	0.00086	mg/L		02/23/24 05:57	02/23/24 23:48	1
Barium	**0.038**		0.010	0.00089	mg/L		02/23/24 05:57	02/23/24 23:48	1
Beryllium	<0.00020		0.0025	0.00020	mg/L		02/23/24 05:57	02/23/24 23:48	1
Boron	<0.022		0.080	0.022	mg/L		02/23/24 05:57	02/25/24 12:15	1
Cadmium	<0.000078		0.0025	0.000078	mg/L		02/23/24 05:57	02/23/24 23:48	1
Calcium	**1.8**		0.50	0.14	mg/L		02/23/24 05:57	02/23/24 23:48	1
Chromium	<0.0012		0.0020	0.0012	mg/L		02/23/24 05:57	02/25/24 12:15	1
Cobalt	<0.00022		0.0025	0.00022	mg/L		02/23/24 05:57	02/23/24 23:48	1
Copper	<0.0011		0.0020	0.0011	mg/L		02/23/24 05:57	02/23/24 23:48	1
Lead	<0.00021		0.0010	0.00021	mg/L		02/23/24 05:57	02/23/24 23:48	1
Nickel	<0.00042		0.0010	0.00042	mg/L		02/23/24 05:57	02/23/24 23:48	1
Selenium	<0.00099		0.0050	0.00099	mg/L		02/23/24 05:57	02/25/24 12:15	1
Silver	<0.00039		0.0010	0.00039	mg/L		02/23/24 05:57	02/23/24 23:48	1
Thallium	<0.00026		0.0010	0.00026	mg/L		02/23/24 05:57	02/23/24 23:48	1
Vanadium	<0.00063		0.0020	0.00063	mg/L		02/23/24 05:57	02/23/24 23:48	1
Zinc	<0.0028		0.0050	0.0028	mg/L		02/23/24 05:57	02/23/24 23:48	1

Method: SW846 7470A - Mercury

Analyte	Result	Qualifier	RL	MDL	Unit	D	Prepared	Analyzed	Dil Fac
Mercury	<0.000080		0.00020	0.000080	mg/L		02/26/24 14:41	02/27/24 11:27	1

General Chemistry

Analyte	Result	Qualifier	RL	MDL	Unit	D	Prepared	Analyzed	Dil Fac
Total Dissolved Solids (SM 2540C-2011)	**42**		10	10	mg/L			02/26/24 11:53	1

Client Sample ID: WAN-GWC-27

Lab Sample ID: 680-247011-11

Date Collected: 02/20/24 15:25

Matrix: Water

Date Received: 02/22/24 10:19

Method: EPA 300.0 - Anions, Ion Chromatography

Analyte	Result	Qualifier	RL	MDL	Unit	D	Prepared	Analyzed	Dil Fac
Fluoride	**0.49**		0.40	0.20	mg/L			03/02/24 10:08	1
Chloride	**1.4**		1.0	0.20	mg/L			03/02/24 10:08	1
Sulfate	**2.5**		1.0	0.50	mg/L			03/02/24 10:08	1

Method: SW846 6020B - Metals (ICP/MS) - Total Recoverable

Analyte	Result	Qualifier	RL	MDL	Unit	D	Prepared	Analyzed	Dil Fac
Antimony	<0.00034		0.0020	0.00034	mg/L		02/23/24 05:57	02/24/24 00:08	1
Arsenic	<0.00086		0.0010	0.00086	mg/L		02/23/24 05:57	02/24/24 00:08	1
Barium	**0.013**		0.010	0.00089	mg/L		02/23/24 05:57	02/24/24 00:08	1
Beryllium	**0.0038**		0.0025	0.00020	mg/L		02/23/24 05:57	02/24/24 00:08	1
Boron	<0.022		0.080	0.022	mg/L		02/23/24 05:57	02/24/24 00:08	1
Cadmium	<0.000078		0.0025	0.000078	mg/L		02/23/24 05:57	02/24/24 00:08	1
Calcium	**1.7**		0.50	0.14	mg/L		02/23/24 05:57	02/24/24 00:08	1
Chromium	**0.0014**	**J B**	0.0020	0.0012	mg/L		02/23/24 05:57	02/24/24 00:08	1
Cobalt	**0.0010**	**J**	0.0025	0.00022	mg/L		02/23/24 05:57	02/24/24 00:08	1
Copper	<0.0011		0.0020	0.0011	mg/L		02/23/24 05:57	02/24/24 00:08	1
Lead	<0.00021		0.0010	0.00021	mg/L		02/23/24 05:57	02/24/24 00:08	1
Nickel	<0.00042		0.0010	0.00042	mg/L		02/23/24 05:57	02/24/24 00:08	1
Selenium	<0.00099		0.0050	0.00099	mg/L		02/23/24 05:57	02/24/24 00:08	1
Silver	<0.00039		0.0010	0.00039	mg/L		02/23/24 05:57	02/24/24 00:08	1
Thallium	<0.00026		0.0010	0.00026	mg/L		02/23/24 05:57	02/24/24 00:08	1
Vanadium	<0.00063		0.0020	0.00063	mg/L		02/23/24 05:57	02/24/24 00:08	1
Zinc	<0.0028		0.0050	0.0028	mg/L		02/23/24 05:57	02/24/24 00:08	1

Method: SW846 7470A - Mercury

Analyte	Result	Qualifier	RL	MDL	Unit	D	Prepared	Analyzed	Dil Fac
Mercury	<0.000080		0.00020	0.000080	mg/L		02/26/24 14:41	02/27/24 11:29	1

General Chemistry

Analyte	Result	Qualifier	RL	MDL	Unit	D	Prepared	Analyzed	Dil Fac
Total Dissolved Solids (SM 2540C-2011)	**40**		10	10	mg/L			02/26/24 11:53	1

Client Sample ID: WAN-GWC-32

Lab Sample ID: 680-247011-12

Date Collected: 02/20/24 16:00

Matrix: Water

Date Received: 02/22/24 10:19

Method: EPA 300.0 - Anions, Ion Chromatography

Analyte	Result	Qualifier	RL	MDL	Unit	D	Prepared	Analyzed	Dil Fac
Fluoride	**2.5**		0.40	0.20	mg/L			03/02/24 10:25	1
Chloride	**1.8**		1.0	0.20	mg/L			03/02/24 10:25	1
Sulfate	**11**		1.0	0.50	mg/L			03/02/24 10:25	1

Method: SW846 6020B - Metals (ICP/MS) - Total Recoverable

Analyte	Result	Qualifier	RL	MDL	Unit	D	Prepared	Analyzed	Dil Fac
Antimony	<0.00034		0.0020	0.00034	mg/L		02/23/24 05:57	02/24/24 00:29	1
Arsenic	<0.00086		0.0010	0.00086	mg/L		02/23/24 05:57	02/24/24 00:29	1
Barium	<0.00089		0.010	0.00089	mg/L		02/23/24 05:57	02/24/24 00:29	1
Beryllium	**0.0015**	**J**	0.0025	0.00020	mg/L		02/23/24 05:57	02/24/24 00:29	1
Boron	<0.022		0.080	0.022	mg/L		02/23/24 05:57	02/24/24 00:29	1
Cadmium	<0.000078		0.0025	0.000078	mg/L		02/23/24 05:57	02/24/24 00:29	1

Client Sample ID: WAN-GWC-32

Lab Sample ID: 680-247011-12

Date Collected: 02/20/24 16:00

Matrix: Water

Date Received: 02/22/24 10:19

Method: SW846 6020B - Metals (ICP/MS) - Total Recoverable (Continued)

Analyte	Result	Qualifier	RL	MDL	Unit	D	Prepared	Analyzed	Dil Fac
Calcium	**6.7**		0.50	0.14	mg/L		02/23/24 05:57	02/24/24 00:29	1
Chromium	**0.0019**	**J B**	0.0020	0.0012	mg/L		02/23/24 05:57	02/24/24 00:29	1
Cobalt	<0.00022		0.0025	0.00022	mg/L		02/23/24 05:57	02/24/24 00:29	1
Copper	<0.0011		0.0020	0.0011	mg/L		02/23/24 05:57	02/24/24 00:29	1
Lead	<0.00021		0.0010	0.00021	mg/L		02/23/24 05:57	02/24/24 00:29	1
Nickel	<0.00042		0.0010	0.00042	mg/L		02/23/24 05:57	02/24/24 00:29	1
Selenium	<0.00099		0.0050	0.00099	mg/L		02/23/24 05:57	02/24/24 00:29	1
Silver	<0.00039		0.0010	0.00039	mg/L		02/23/24 05:57	02/24/24 00:29	1
Thallium	<0.00026		0.0010	0.00026	mg/L		02/23/24 05:57	02/24/24 00:29	1
Vanadium	<0.00063		0.0020	0.00063	mg/L		02/23/24 05:57	02/24/24 00:29	1
Zinc	**0.028**		0.0050	0.0028	mg/L		02/23/24 05:57	02/24/24 00:29	1

Method: SW846 7470A - Mercury

Analyte	Result	Qualifier	RL	MDL	Unit	D	Prepared	Analyzed	Dil Fac
Mercury	<0.000080		0.00020	0.000080	mg/L		02/26/24 14:41	02/27/24 11:32	1

General Chemistry

Analyte	Result	Qualifier	RL	MDL	Unit	D	Prepared	Analyzed	Dil Fac
Total Dissolved Solids (SM 2540C-2011)	**83**		10	10	mg/L			02/27/24 15:11	1

Client Sample ID: WAN-GWC-33

Lab Sample ID: 680-247011-13

Date Collected: 02/20/24 13:35

Matrix: Water

Date Received: 02/22/24 10:19

Method: EPA 300.0 - Anions, Ion Chromatography

Analyte	Result	Qualifier	RL	MDL	Unit	D	Prepared	Analyzed	Dil Fac
Fluoride	**2.1**		0.40	0.20	mg/L			03/02/24 10:42	1
Chloride	**2.4**		1.0	0.20	mg/L			03/02/24 10:42	1
Sulfate	**11**		1.0	0.50	mg/L			03/02/24 10:42	1

Method: SW846 6020B - Metals (ICP/MS) - Total Recoverable

Analyte	Result	Qualifier	RL	MDL	Unit	D	Prepared	Analyzed	Dil Fac
Antimony	<0.00034		0.0020	0.00034	mg/L		02/23/24 05:57	02/24/24 00:33	1
Arsenic	<0.00086		0.0010	0.00086	mg/L		02/23/24 05:57	02/24/24 00:33	1
Barium	**0.0057**	**J**	0.010	0.00089	mg/L		02/23/24 05:57	02/24/24 00:33	1
Beryllium	**0.00029**	**J**	0.0025	0.00020	mg/L		02/23/24 05:57	02/24/24 00:33	1
Boron	<0.022		0.080	0.022	mg/L		02/23/24 05:57	02/24/24 00:33	1
Cadmium	<0.000078		0.0025	0.000078	mg/L		02/23/24 05:57	02/24/24 00:33	1
Calcium	**17**		0.50	0.14	mg/L		02/23/24 05:57	02/24/24 00:33	1
Chromium	**0.0025**	**B**	0.0020	0.0012	mg/L		02/23/24 05:57	02/24/24 00:33	1
Cobalt	<0.00022		0.0025	0.00022	mg/L		02/23/24 05:57	02/24/24 00:33	1
Copper	<0.0011		0.0020	0.0011	mg/L		02/23/24 05:57	02/24/24 00:33	1
Lead	<0.00021		0.0010	0.00021	mg/L		02/23/24 05:57	02/24/24 00:33	1
Nickel	<0.00042		0.0010	0.00042	mg/L		02/23/24 05:57	02/24/24 00:33	1
Selenium	<0.00099		0.0050	0.00099	mg/L		02/23/24 05:57	02/24/24 00:33	1
Silver	<0.00039		0.0010	0.00039	mg/L		02/23/24 05:57	02/24/24 00:33	1
Thallium	<0.00026		0.0010	0.00026	mg/L		02/23/24 05:57	02/24/24 00:33	1
Vanadium	<0.00063		0.0020	0.00063	mg/L		02/23/24 05:57	02/24/24 00:33	1
Zinc	<0.0028		0.0050	0.0028	mg/L		02/23/24 05:57	02/24/24 00:33	1

Client Sample ID: WAN-GWC-33

Lab Sample ID: 680-247011-13

Date Collected: 02/20/24 13:35

Matrix: Water

Date Received: 02/22/24 10:19

Method: SW846 7470A - Mercury

Analyte	Result	Qualifier	RL	MDL	Unit	D	Prepared	Analyzed	Dil Fac
Mercury	<0.000080		0.00020	0.000080	mg/L		02/26/24 14:41	02/27/24 11:34	1

General Chemistry

Analyte	Result	Qualifier	RL	MDL	Unit	D	Prepared	Analyzed	Dil Fac
Total Dissolved Solids (SM 2540C-2011)	**97**		10	10	mg/L			02/26/24 11:53	1

Client Sample ID: WAN-LF-FD-05

Lab Sample ID: 680-247011-14

Date Collected: 02/20/24 00:00

Matrix: Water

Date Received: 02/22/24 10:19

Method: EPA 300.0 - Anions, Ion Chromatography

Analyte	Result	Qualifier	RL	MDL	Unit	D	Prepared	Analyzed	Dil Fac
Fluoride	<0.20		0.40	0.20	mg/L			03/02/24 10:59	1
Chloride	**2.5**		1.0	0.20	mg/L			03/02/24 10:59	1
Sulfate	**2.5**		1.0	0.50	mg/L			03/02/24 10:59	1

Method: SW846 6020B - Metals (ICP/MS) - Total Recoverable

Analyte	Result	Qualifier	RL	MDL	Unit	D	Prepared	Analyzed	Dil Fac
Antimony	**0.00064**	**J**	0.0020	0.00034	mg/L		02/23/24 05:57	02/24/24 00:37	1
Arsenic	<0.00086		0.0010	0.00086	mg/L		02/23/24 05:57	02/24/24 00:37	1
Barium	**0.036**		0.010	0.00089	mg/L		02/23/24 05:57	02/24/24 00:37	1
Beryllium	<0.00020		0.0025	0.00020	mg/L		02/23/24 05:57	02/24/24 00:37	1
Boron	<0.022		0.080	0.022	mg/L		02/23/24 05:57	02/24/24 00:37	1
Cadmium	<0.000078		0.0025	0.000078	mg/L		02/23/24 05:57	02/24/24 00:37	1
Calcium	**9.6**		0.50	0.14	mg/L		02/23/24 05:57	02/24/24 00:37	1
Chromium	**0.0018**	**J B**	0.0020	0.0012	mg/L		02/23/24 05:57	02/24/24 00:37	1
Cobalt	<0.00022		0.0025	0.00022	mg/L		02/23/24 05:57	02/24/24 00:37	1
Copper	<0.0011		0.0020	0.0011	mg/L		02/23/24 05:57	02/24/24 00:37	1
Lead	<0.00021		0.0010	0.00021	mg/L		02/23/24 05:57	02/24/24 00:37	1
Nickel	<0.00042		0.0010	0.00042	mg/L		02/23/24 05:57	02/24/24 00:37	1
Selenium	<0.00099		0.0050	0.00099	mg/L		02/23/24 05:57	02/24/24 00:37	1
Silver	<0.00039		0.0010	0.00039	mg/L		02/23/24 05:57	02/24/24 00:37	1
Thallium	<0.00026		0.0010	0.00026	mg/L		02/23/24 05:57	02/24/24 00:37	1
Vanadium	**0.0015**	**J**	0.0020	0.00063	mg/L		02/23/24 05:57	02/24/24 00:37	1
Zinc	<0.0028		0.0050	0.0028	mg/L		02/23/24 05:57	02/24/24 00:37	1

Method: SW846 7470A - Mercury

Analyte	Result	Qualifier	RL	MDL	Unit	D	Prepared	Analyzed	Dil Fac
Mercury	<0.000080		0.00020	0.000080	mg/L		02/26/24 14:41	02/27/24 11:36	1

General Chemistry

Analyte	Result	Qualifier	RL	MDL	Unit	D	Prepared	Analyzed	Dil Fac
Total Dissolved Solids (SM 2540C-2011)	**100**		10	10	mg/L			02/26/24 11:53	1

Client Sample ID: WAN-LF-FB-10

Lab Sample ID: 680-247011-15

Date Collected: 02/20/24 10:10

Matrix: Water

Date Received: 02/22/24 10:19

Method: EPA 300.0 - Anions, Ion Chromatography

Analyte	Result	Qualifier	RL	MDL	Unit	D	Prepared	Analyzed	Dil Fac
Fluoride	<0.20		0.40	0.20	mg/L			03/02/24 11:16	1
Chloride	<0.20		1.0	0.20	mg/L			03/02/24 11:16	1
Sulfate	<0.50		1.0	0.50	mg/L			03/02/24 11:16	1

Method: SW846 6020B - Metals (ICP/MS) - Total Recoverable

Analyte	Result	Qualifier	RL	MDL	Unit	D	Prepared	Analyzed	Dil Fac
Antimony	<0.00034		0.0020	0.00034	mg/L		02/23/24 05:57	02/24/24 00:49	1
Arsenic	<0.00086		0.0010	0.00086	mg/L		02/23/24 05:57	02/24/24 00:49	1
Barium	<0.00089		0.010	0.00089	mg/L		02/23/24 05:57	02/24/24 00:49	1
Beryllium	<0.00020		0.0025	0.00020	mg/L		02/23/24 05:57	02/24/24 00:49	1
Boron	<0.022		0.080	0.022	mg/L		02/23/24 05:57	02/24/24 00:49	1
Cadmium	<0.000078		0.0025	0.000078	mg/L		02/23/24 05:57	02/24/24 00:49	1
Calcium	<0.14		0.50	0.14	mg/L		02/23/24 05:57	02/24/24 00:49	1
Chromium	**0.0014**	**J B**	0.0020	0.0012	mg/L		02/23/24 05:57	02/24/24 00:49	1
Cobalt	<0.00022		0.0025	0.00022	mg/L		02/23/24 05:57	02/24/24 00:49	1
Copper	<0.0011		0.0020	0.0011	mg/L		02/23/24 05:57	02/24/24 00:49	1
Lead	<0.00021		0.0010	0.00021	mg/L		02/23/24 05:57	02/24/24 00:49	1
Nickel	<0.00042		0.0010	0.00042	mg/L		02/23/24 05:57	02/24/24 00:49	1
Selenium	<0.00099		0.0050	0.00099	mg/L		02/23/24 05:57	02/24/24 00:49	1
Silver	<0.00039		0.0010	0.00039	mg/L		02/23/24 05:57	02/24/24 00:49	1
Thallium	<0.00026		0.0010	0.00026	mg/L		02/23/24 05:57	02/24/24 00:49	1
Vanadium	<0.00063		0.0020	0.00063	mg/L		02/23/24 05:57	02/24/24 00:49	1
Zinc	<0.0028		0.0050	0.0028	mg/L		02/23/24 05:57	02/24/24 00:49	1

Method: SW846 7470A - Mercury

Analyte	Result	Qualifier	RL	MDL	Unit	D	Prepared	Analyzed	Dil Fac
Mercury	<0.000080		0.00020	0.000080	mg/L		02/26/24 14:41	02/27/24 11:38	1

General Chemistry

Analyte	Result	Qualifier	RL	MDL	Unit	D	Prepared	Analyzed	Dil Fac
Total Dissolved Solids (SM 2540C-2011)	<10		10	10	mg/L			02/27/24 15:11	1

Client Sample ID: WAN-LF-EB-04

Lab Sample ID: 680-247011-16

Date Collected: 02/19/24 16:00

Matrix: Water

Date Received: 02/22/24 10:19

Method: EPA 300.0 - Anions, Ion Chromatography

Analyte	Result	Qualifier	RL	MDL	Unit	D	Prepared	Analyzed	Dil Fac
Fluoride	<0.20		0.40	0.20	mg/L			03/02/24 11:33	1
Chloride	**0.26**	**J**	1.0	0.20	mg/L			03/02/24 11:33	1
Sulfate	<0.50		1.0	0.50	mg/L			03/02/24 11:33	1

Method: SW846 6020B - Metals (ICP/MS) - Total Recoverable

Analyte	Result	Qualifier	RL	MDL	Unit	D	Prepared	Analyzed	Dil Fac
Antimony	<0.00034		0.0020	0.00034	mg/L		02/23/24 05:57	02/24/24 00:53	1
Arsenic	<0.00086		0.0010	0.00086	mg/L		02/23/24 05:57	02/24/24 00:53	1
Barium	<0.00089		0.010	0.00089	mg/L		02/23/24 05:57	02/24/24 00:53	1
Beryllium	<0.00020		0.0025	0.00020	mg/L		02/23/24 05:57	02/24/24 00:53	1
Boron	<0.022		0.080	0.022	mg/L		02/23/24 05:57	02/24/24 00:53	1
Cadmium	<0.000078		0.0025	0.000078	mg/L		02/23/24 05:57	02/24/24 00:53	1

Client Sample ID: WAN-LF-EB-04

Lab Sample ID: 680-247011-16

Date Collected: 02/19/24 16:00

Matrix: Water

Date Received: 02/22/24 10:19

Method: SW846 6020B - Metals (ICP/MS) - Total Recoverable (Continued)

Analyte	Result	Qualifier	RL	MDL	Unit	D	Prepared	Analyzed	Dil Fac
Calcium	<0.14		0.50	0.14	mg/L		02/23/24 05:57	02/24/24 00:53	1
Chromium	**0.0018**	**J B**	0.0020	0.0012	mg/L		02/23/24 05:57	02/24/24 00:53	1
Cobalt	<0.00022		0.0025	0.00022	mg/L		02/23/24 05:57	02/24/24 00:53	1
Copper	<0.0011		0.0020	0.0011	mg/L		02/23/24 05:57	02/24/24 00:53	1
Lead	<0.00021		0.0010	0.00021	mg/L		02/23/24 05:57	02/24/24 00:53	1
Nickel	<0.00042		0.0010	0.00042	mg/L		02/23/24 05:57	02/24/24 00:53	1
Selenium	<0.00099		0.0050	0.00099	mg/L		02/23/24 05:57	02/24/24 00:53	1
Silver	<0.00039		0.0010	0.00039	mg/L		02/23/24 05:57	02/24/24 00:53	1
Thallium	<0.00026		0.0010	0.00026	mg/L		02/23/24 05:57	02/24/24 00:53	1
Vanadium	**0.0011**	**J**	0.0020	0.00063	mg/L		02/23/24 05:57	02/24/24 00:53	1
Zinc	<0.0028		0.0050	0.0028	mg/L		02/23/24 05:57	02/24/24 00:53	1

Method: SW846 7470A - Mercury

Analyte	Result	Qualifier	RL	MDL	Unit	D	Prepared	Analyzed	Dil Fac
Mercury	<0.000080		0.00020	0.000080	mg/L		02/26/24 14:41	02/27/24 11:44	1

General Chemistry

Analyte	Result	Qualifier	RL	MDL	Unit	D	Prepared	Analyzed	Dil Fac
Total Dissolved Solids (SM 2540C-2011)	<10		10	10	mg/L			02/26/24 11:53	1

Client Sample ID: WAN-LF-EB-05

Lab Sample ID: 680-247011-17

Date Collected: 02/20/24 13:15

Matrix: Water

Date Received: 02/22/24 10:19

Method: EPA 300.0 - Anions, Ion Chromatography

Analyte	Result	Qualifier	RL	MDL	Unit	D	Prepared	Analyzed	Dil Fac
Fluoride	<0.20		0.40	0.20	mg/L			03/02/24 11:50	1
Chloride	**0.38**	**J**	1.0	0.20	mg/L			03/02/24 11:50	1
Sulfate	<0.50		1.0	0.50	mg/L			03/02/24 11:50	1

Method: SW846 6020B - Metals (ICP/MS) - Total Recoverable

Analyte	Result	Qualifier	RL	MDL	Unit	D	Prepared	Analyzed	Dil Fac
Antimony	<0.00034		0.0020	0.00034	mg/L		02/23/24 05:22	02/23/24 18:02	1
Arsenic	<0.00086		0.0010	0.00086	mg/L		02/23/24 05:22	02/23/24 18:02	1
Barium	<0.00089		0.010	0.00089	mg/L		02/23/24 05:22	02/23/24 18:02	1
Beryllium	<0.00020		0.0025	0.00020	mg/L		02/23/24 05:22	02/23/24 18:02	1
Boron	<0.022		0.080	0.022	mg/L		02/23/24 05:22	02/23/24 18:02	1
Cadmium	<0.000078		0.0025	0.000078	mg/L		02/23/24 05:22	02/23/24 18:02	1
Calcium	<0.14		0.50	0.14	mg/L		02/23/24 05:22	02/23/24 18:02	1
Chromium	<0.0012		0.0020	0.0012	mg/L		02/23/24 05:22	02/23/24 18:02	1
Cobalt	<0.00022		0.0025	0.00022	mg/L		02/23/24 05:22	02/23/24 18:02	1
Copper	<0.0011		0.0020	0.0011	mg/L		02/23/24 05:22	02/23/24 18:02	1
Lead	<0.00021		0.0010	0.00021	mg/L		02/23/24 05:22	02/23/24 18:02	1
Nickel	<0.00042		0.0010	0.00042	mg/L		02/23/24 05:22	02/23/24 18:02	1
Selenium	<0.00099		0.0050	0.00099	mg/L		02/23/24 05:22	02/23/24 18:02	1
Silver	<0.00039		0.0010	0.00039	mg/L		02/23/24 05:22	02/23/24 18:02	1
Thallium	<0.00026		0.0010	0.00026	mg/L		02/23/24 05:22	02/23/24 18:02	1
Vanadium	<0.00063		0.0020	0.00063	mg/L		02/23/24 05:22	02/23/24 18:02	1
Zinc	<0.0028		0.0050	0.0028	mg/L		02/23/24 05:22	02/23/24 18:02	1

Client Sample ID: WAN-LF-EB-05

Lab Sample ID: 680-247011-17

Date Collected: 02/20/24 13:15

Matrix: Water

Date Received: 02/22/24 10:19

Method: SW846 7470A - Mercury

Analyte	Result	Qualifier	RL	MDL	Unit	D	Prepared	Analyzed	Dil Fac
Mercury	<0.000080		0.00020	0.000080	mg/L		02/26/24 14:41	02/27/24 11:46	1

General Chemistry

Analyte	Result	Qualifier	RL	MDL	Unit	D	Prepared	Analyzed	Dil Fac
Total Dissolved Solids (SM 2540C-2011)	<10		10	10	mg/L			02/27/24 15:11	1

Client Sample ID: WAN-GWC-7

Lab Sample ID: 680-247150-1

Date Collected: 02/21/24 13:10

Matrix: Water

Date Received: 02/24/24 09:52

Method: EPA 300.0 - Anions, Ion Chromatography

Analyte	Result	Qualifier	RL	MDL	Unit	D	Prepared	Analyzed	Dil Fac
Fluoride	<1.0		2.0	1.0	mg/L			03/04/24 17:08	5
Chloride	**27**		5.0	1.0	mg/L			03/04/24 17:08	5
Sulfate	**45**		5.0	2.5	mg/L			03/04/24 17:08	5

Method: SW846 6020B - Metals (ICP/MS) - Total Recoverable

Analyte	Result	Qualifier	RL	MDL	Unit	D	Prepared	Analyzed	Dil Fac
Antimony	<0.00034		0.0020	0.00034	mg/L		02/27/24 04:59	02/27/24 19:38	1
Arsenic	<0.00086		0.0010	0.00086	mg/L		02/27/24 04:59	02/27/24 19:38	1
Barium	**0.066**		0.010	0.00089	mg/L		02/27/24 04:59	02/27/24 19:38	1
Beryllium	<0.00020		0.0025	0.00020	mg/L		02/27/24 04:59	02/27/24 19:38	1
Boron	**0.035**	**J**	0.080	0.022	mg/L		02/27/24 04:59	02/27/24 19:38	1
Cadmium	<0.000078		0.0025	0.000078	mg/L		02/27/24 04:59	02/27/24 19:38	1
Calcium	**44**		0.50	0.14	mg/L		02/27/24 04:59	02/27/24 19:38	1
Chromium	<0.0012		0.0020	0.0012	mg/L		02/27/24 04:59	02/27/24 19:38	1
Cobalt	**0.00076**	**J**	0.0025	0.00022	mg/L		02/27/24 04:59	02/27/24 19:38	1
Copper	<0.0011		0.0020	0.0011	mg/L		02/27/24 04:59	02/27/24 19:38	1
Lead	<0.00021		0.0010	0.00021	mg/L		02/27/24 04:59	02/27/24 19:38	1
Nickel	**0.0082**		0.0010	0.00042	mg/L		02/27/24 04:59	02/27/24 19:38	1
Selenium	<0.00099		0.0050	0.00099	mg/L		02/27/24 04:59	02/27/24 19:38	1
Silver	<0.00039		0.0010	0.00039	mg/L		02/27/24 04:59	02/27/24 19:38	1
Thallium	<0.00026		0.0010	0.00026	mg/L		02/27/24 04:59	02/27/24 19:38	1
Vanadium	**0.0029**		0.0020	0.00063	mg/L		02/27/24 04:59	02/27/24 19:38	1
Zinc	<0.0028		0.0050	0.0028	mg/L		02/27/24 04:59	02/27/24 19:38	1

Method: SW846 7470A - Mercury

Analyte	Result	Qualifier	RL	MDL	Unit	D	Prepared	Analyzed	Dil Fac
Mercury	<0.000080		0.00020	0.000080	mg/L		02/29/24 10:17	02/29/24 15:39	1

General Chemistry

Analyte	Result	Qualifier	RL	MDL	Unit	D	Prepared	Analyzed	Dil Fac
Total Dissolved Solids (SM 2540C-2011)	**350**		40	40	mg/L			02/27/24 21:02	1

Client Sample ID: WAN-GWC-8

Lab Sample ID: 680-247150-2

Date Collected: 02/21/24 11:55

Matrix: Water

Date Received: 02/24/24 09:52

Method: EPA 300.0 - Anions, Ion Chromatography

Analyte	Result	Qualifier	RL	MDL	Unit	D	Prepared	Analyzed	Dil Fac
Fluoride	<0.20		0.40	0.20	mg/L			03/04/24 17:24	1
Chloride	**3.0**		1.0	0.20	mg/L			03/04/24 17:24	1
Sulfate	**19**		1.0	0.50	mg/L			03/04/24 17:24	1

Method: SW846 6020B - Metals (ICP/MS) - Total Recoverable

Analyte	Result	Qualifier	RL	MDL	Unit	D	Prepared	Analyzed	Dil Fac
Antimony	<0.00034		0.0020	0.00034	mg/L		02/27/24 04:59	02/27/24 19:47	1
Arsenic	<0.00086		0.0010	0.00086	mg/L		02/27/24 04:59	02/27/24 19:47	1
Barium	**0.029**		0.010	0.00089	mg/L		02/27/24 04:59	02/27/24 19:47	1
Beryllium	<0.00020		0.0025	0.00020	mg/L		02/27/24 04:59	02/27/24 19:47	1
Boron	**0.036**	**J**	0.080	0.022	mg/L		02/27/24 04:59	02/27/24 19:47	1
Cadmium	<0.000078		0.0025	0.000078	mg/L		02/27/24 04:59	02/27/24 19:47	1
Calcium	**20**		0.50	0.14	mg/L		02/27/24 04:59	02/27/24 19:47	1
Chromium	<0.0012		0.0020	0.0012	mg/L		02/27/24 04:59	02/27/24 19:47	1
Cobalt	**0.0017**	**J**	0.0025	0.00022	mg/L		02/27/24 04:59	02/27/24 19:47	1
Copper	**0.0028**		0.0020	0.0011	mg/L		02/27/24 04:59	02/27/24 19:47	1
Lead	<0.00021		0.0010	0.00021	mg/L		02/27/24 04:59	02/27/24 19:47	1
Nickel	**0.0021**		0.0010	0.00042	mg/L		02/27/24 04:59	02/27/24 19:47	1
Selenium	<0.00099		0.0050	0.00099	mg/L		02/27/24 04:59	02/27/24 19:47	1
Silver	<0.00039		0.0010	0.00039	mg/L		02/27/24 04:59	02/27/24 19:47	1
Thallium	<0.00026		0.0010	0.00026	mg/L		02/27/24 04:59	02/27/24 19:47	1
Vanadium	**0.00079**	**J**	0.0020	0.00063	mg/L		02/27/24 04:59	02/27/24 19:47	1
Zinc	<0.0028		0.0050	0.0028	mg/L		02/27/24 04:59	02/27/24 19:47	1

Method: SW846 7470A - Mercury

Analyte	Result	Qualifier	RL	MDL	Unit	D	Prepared	Analyzed	Dil Fac
Mercury	<0.000080		0.00020	0.000080	mg/L		02/29/24 10:17	02/29/24 15:41	1

General Chemistry

Analyte	Result	Qualifier	RL	MDL	Unit	D	Prepared	Analyzed	Dil Fac
Total Dissolved Solids (SM 2540C-2011)	**130**		10	10	mg/L			02/27/24 21:02	1

Client Sample ID: WAN-GWC-15

Lab Sample ID: 680-247150-3

Date Collected: 02/21/24 15:40

Matrix: Water

Date Received: 02/24/24 09:52

Method: EPA 300.0 - Anions, Ion Chromatography

Analyte	Result	Qualifier	RL	MDL	Unit	D	Prepared	Analyzed	Dil Fac
Fluoride	<0.20		0.40	0.20	mg/L			03/04/24 17:41	1
Chloride	**6.4**		1.0	0.20	mg/L			03/04/24 17:41	1
Sulfate	**4.1**		1.0	0.50	mg/L			03/04/24 17:41	1

Method: SW846 6020B - Metals (ICP/MS) - Total Recoverable

Analyte	Result	Qualifier	RL	MDL	Unit	D	Prepared	Analyzed	Dil Fac
Antimony	<0.00034		0.0020	0.00034	mg/L		02/27/24 04:59	02/27/24 19:49	1
Arsenic	<0.00086		0.0010	0.00086	mg/L		02/27/24 04:59	02/27/24 19:49	1
Barium	**0.0095**	**J**	0.010	0.00089	mg/L		02/27/24 04:59	02/27/24 19:49	1
Beryllium	<0.00020		0.0025	0.00020	mg/L		02/27/24 04:59	02/27/24 19:49	1
Boron	**0.072**	**J**	0.080	0.022	mg/L		02/27/24 04:59	02/27/24 19:49	1
Cadmium	<0.000078		0.0025	0.000078	mg/L		02/27/24 04:59	02/27/24 19:49	1

Client Sample ID: WAN-GWC-15

Lab Sample ID: 680-247150-3

Date Collected: 02/21/24 15:40

Matrix: Water

Date Received: 02/24/24 09:52

Method: SW846 6020B - Metals (ICP/MS) - Total Recoverable (Continued)

Analyte	Result	Qualifier	RL	MDL	Unit	D	Prepared	Analyzed	Dil Fac
Calcium	**10**		0.50	0.14	mg/L		02/27/24 04:59	02/27/24 19:49	1
Chromium	<0.0012		0.0020	0.0012	mg/L		02/27/24 04:59	02/27/24 19:49	1
Cobalt	<0.00022		0.0025	0.00022	mg/L		02/27/24 04:59	02/27/24 19:49	1
Copper	<0.0011		0.0020	0.0011	mg/L		02/27/24 04:59	02/27/24 19:49	1
Lead	<0.00021		0.0010	0.00021	mg/L		02/27/24 04:59	02/27/24 19:49	1
Nickel	<0.00042		0.0010	0.00042	mg/L		02/27/24 04:59	02/27/24 19:49	1
Selenium	<0.00099		0.0050	0.00099	mg/L		02/27/24 04:59	02/27/24 19:49	1
Silver	<0.00039		0.0010	0.00039	mg/L		02/27/24 04:59	02/27/24 19:49	1
Thallium	<0.00026		0.0010	0.00026	mg/L		02/27/24 04:59	02/27/24 19:49	1
Vanadium	<0.00063		0.0020	0.00063	mg/L		02/27/24 04:59	02/27/24 19:49	1
Zinc	<0.0028		0.0050	0.0028	mg/L		02/27/24 04:59	02/27/24 19:49	1

Method: SW846 7470A - Mercury

Analyte	Result	Qualifier	RL	MDL	Unit	D	Prepared	Analyzed	Dil Fac
Mercury	<0.000080		0.00020	0.000080	mg/L		02/29/24 10:17	02/29/24 15:43	1

General Chemistry

Analyte	Result	Qualifier	RL	MDL	Unit	D	Prepared	Analyzed	Dil Fac
Total Dissolved Solids (SM 2540C-2011)	**89**		10	10	mg/L			02/27/24 21:02	1

Client Sample ID: WAN-GWC-16

Lab Sample ID: 680-247150-4

Date Collected: 02/21/24 14:15

Matrix: Water

Date Received: 02/24/24 09:52

Method: EPA 300.0 - Anions, Ion Chromatography

Analyte	Result	Qualifier	RL	MDL	Unit	D	Prepared	Analyzed	Dil Fac
Fluoride	<0.20		0.40	0.20	mg/L			03/04/24 17:58	1
Chloride	**2.0**		1.0	0.20	mg/L			03/04/24 17:58	1
Sulfate	<0.50		1.0	0.50	mg/L			03/04/24 17:58	1

Method: SW846 6020B - Metals (ICP/MS) - Total Recoverable

Analyte	Result	Qualifier	RL	MDL	Unit	D	Prepared	Analyzed	Dil Fac
Antimony	<0.00034		0.0020	0.00034	mg/L		02/27/24 04:59	02/27/24 19:52	1
Arsenic	<0.00086		0.0010	0.00086	mg/L		02/27/24 04:59	02/27/24 19:52	1
Barium	**0.020**		0.010	0.00089	mg/L		02/27/24 04:59	02/27/24 19:52	1
Beryllium	<0.00020		0.0025	0.00020	mg/L		02/27/24 04:59	02/27/24 19:52	1
Boron	<0.022		0.080	0.022	mg/L		02/27/24 04:59	02/27/24 19:52	1
Cadmium	<0.000078		0.0025	0.000078	mg/L		02/27/24 04:59	02/27/24 19:52	1
Calcium	**7.6**		0.50	0.14	mg/L		02/27/24 04:59	02/27/24 19:52	1
Chromium	**0.0013**	**J**	0.0020	0.0012	mg/L		02/27/24 04:59	02/27/24 19:52	1
Cobalt	<0.00022		0.0025	0.00022	mg/L		02/27/24 04:59	02/27/24 19:52	1
Copper	<0.0011		0.0020	0.0011	mg/L		02/27/24 04:59	02/27/24 19:52	1
Lead	<0.00021		0.0010	0.00021	mg/L		02/27/24 04:59	02/27/24 19:52	1
Nickel	**0.00045**	**J**	0.0010	0.00042	mg/L		02/27/24 04:59	02/27/24 19:52	1
Selenium	<0.00099		0.0050	0.00099	mg/L		02/27/24 04:59	02/27/24 19:52	1
Silver	<0.00039		0.0010	0.00039	mg/L		02/27/24 04:59	02/27/24 19:52	1
Thallium	<0.00026		0.0010	0.00026	mg/L		02/27/24 04:59	02/27/24 19:52	1
Vanadium	**0.0038**		0.0020	0.00063	mg/L		02/27/24 04:59	02/27/24 19:52	1
Zinc	<0.0028		0.0050	0.0028	mg/L		02/27/24 04:59	02/27/24 19:52	1

Client: Southern Company
Project/Site: Plant Wansley Landfill

Job ID: 680-246863-1

Client Sample ID: WAN-GWC-16

Lab Sample ID: 680-247150-4

Date Collected: 02/21/24 14:15

Matrix: Water

Date Received: 02/24/24 09:52

Method: SW846 7470A - Mercury

Analyte	Result	Qualifier	RL	MDL	Unit	D	Prepared	Analyzed	Dil Fac
Mercury	<0.000080		0.00020	0.000080	mg/L		02/29/24 10:17	02/29/24 15:50	1

General Chemistry

Analyte	Result	Qualifier	RL	MDL	Unit	D	Prepared	Analyzed	Dil Fac
Total Dissolved Solids (SM 2540C-2011)	**91**		10	10	mg/L			02/27/24 21:02	1

Client Sample ID: WAN-GWC-18

Lab Sample ID: 680-247150-5

Date Collected: 02/21/24 10:32

Matrix: Water

Date Received: 02/24/24 09:52

Method: EPA 300.0 - Anions, Ion Chromatography

Analyte	Result	Qualifier	RL	MDL	Unit	D	Prepared	Analyzed	Dil Fac
Fluoride	<0.20		0.40	0.20	mg/L			03/04/24 19:40	1
Chloride	**2.1**		1.0	0.20	mg/L			03/04/24 19:40	1
Sulfate	**1.1**		1.0	0.50	mg/L			03/04/24 19:40	1

Method: SW846 6020B - Metals (ICP/MS) - Total Recoverable

Analyte	Result	Qualifier	RL	MDL	Unit	D	Prepared	Analyzed	Dil Fac
Antimony	<0.00034		0.0020	0.00034	mg/L		02/27/24 04:59	02/27/24 19:55	1
Arsenic	<0.00086		0.0010	0.00086	mg/L		02/27/24 04:59	02/27/24 19:55	1
Barium	**0.045**		0.010	0.00089	mg/L		02/27/24 04:59	02/27/24 19:55	1
Beryllium	<0.00020		0.0025	0.00020	mg/L		02/27/24 04:59	02/27/24 19:55	1
Boron	<0.022		0.080	0.022	mg/L		02/27/24 04:59	02/27/24 19:55	1
Cadmium	<0.000078		0.0025	0.000078	mg/L		02/27/24 04:59	02/27/24 19:55	1
Calcium	**8.7**		0.50	0.14	mg/L		02/27/24 04:59	02/27/24 19:55	1
Chromium	<0.0012		0.0020	0.0012	mg/L		02/27/24 04:59	02/27/24 19:55	1
Cobalt	<0.00022		0.0025	0.00022	mg/L		02/27/24 04:59	02/27/24 19:55	1
Copper	<0.0011		0.0020	0.0011	mg/L		02/27/24 04:59	02/27/24 19:55	1
Lead	<0.00021		0.0010	0.00021	mg/L		02/27/24 04:59	02/27/24 19:55	1
Nickel	<0.00042		0.0010	0.00042	mg/L		02/27/24 04:59	02/27/24 19:55	1
Selenium	<0.00099		0.0050	0.00099	mg/L		02/27/24 04:59	02/27/24 19:55	1
Silver	<0.00039		0.0010	0.00039	mg/L		02/27/24 04:59	02/27/24 19:55	1
Thallium	<0.00026		0.0010	0.00026	mg/L		02/27/24 04:59	02/27/24 19:55	1
Vanadium	**0.00092**	**J**	0.0020	0.00063	mg/L		02/27/24 04:59	02/27/24 19:55	1
Zinc	<0.0028		0.0050	0.0028	mg/L		02/27/24 04:59	02/27/24 19:55	1

Method: SW846 7470A - Mercury

Analyte	Result	Qualifier	RL	MDL	Unit	D	Prepared	Analyzed	Dil Fac
Mercury	<0.000080		0.00020	0.000080	mg/L		02/29/24 10:17	02/29/24 15:52	1

General Chemistry

Analyte	Result	Qualifier	RL	MDL	Unit	D	Prepared	Analyzed	Dil Fac
Total Dissolved Solids (SM 2540C-2011)	**93**		10	10	mg/L			02/27/24 21:02	1

Client Sample ID: WAN-GWC-19

Lab Sample ID: 680-247150-6

Date Collected: 02/21/24 11:35

Matrix: Water

Date Received: 02/24/24 09:52

Method: EPA 300.0 - Anions, Ion Chromatography

Analyte	Result	Qualifier	RL	MDL	Unit	D	Prepared	Analyzed	Dil Fac
Fluoride	<0.20		0.40	0.20	mg/L			03/04/24 20:31	1
Chloride	**2.5**		1.0	0.20	mg/L			03/04/24 20:31	1
Sulfate	**1.2**		1.0	0.50	mg/L			03/04/24 20:31	1

Method: SW846 6020B - Metals (ICP/MS) - Total Recoverable

Analyte	Result	Qualifier	RL	MDL	Unit	D	Prepared	Analyzed	Dil Fac
Antimony	<0.00034		0.0020	0.00034	mg/L		02/27/24 05:05	02/27/24 19:58	1
Arsenic	<0.00086		0.0010	0.00086	mg/L		02/27/24 05:05	02/27/24 19:58	1
Barium	**0.15**		0.010	0.00089	mg/L		02/27/24 05:05	02/27/24 19:58	1
Beryllium	**0.00020**	**J**	0.0025	0.00020	mg/L		02/27/24 05:05	02/27/24 19:58	1
Boron	<0.022		0.080	0.022	mg/L		02/27/24 05:05	02/27/24 19:58	1
Cadmium	<0.000078		0.0025	0.000078	mg/L		02/27/24 05:05	02/27/24 19:58	1
Calcium	**11**		0.50	0.14	mg/L		02/27/24 05:05	02/27/24 19:58	1
Chromium	<0.0012		0.0020	0.0012	mg/L		02/27/24 05:05	02/27/24 19:58	1
Cobalt	**0.00030**	**J**	0.0025	0.00022	mg/L		02/27/24 05:05	02/27/24 19:58	1
Copper	<0.0011		0.0020	0.0011	mg/L		02/27/24 05:05	02/27/24 19:58	1
Lead	<0.00021		0.0010	0.00021	mg/L		02/27/24 05:05	02/27/24 19:58	1
Nickel	**0.0014**		0.0010	0.00042	mg/L		02/27/24 05:05	02/27/24 19:58	1
Selenium	<0.00099		0.0050	0.00099	mg/L		02/27/24 05:05	02/27/24 19:58	1
Silver	<0.00039		0.0010	0.00039	mg/L		02/27/24 05:05	02/27/24 19:58	1
Thallium	<0.00026		0.0010	0.00026	mg/L		02/27/24 05:05	02/27/24 19:58	1
Vanadium	<0.00063		0.0020	0.00063	mg/L		02/27/24 05:05	02/27/24 19:58	1
Zinc	**0.0065**		0.0050	0.0028	mg/L		02/27/24 05:05	02/27/24 19:58	1

Method: SW846 7470A - Mercury

Analyte	Result	Qualifier	RL	MDL	Unit	D	Prepared	Analyzed	Dil Fac
Mercury	<0.000080		0.00020	0.000080	mg/L		02/29/24 10:17	02/29/24 15:54	1

General Chemistry

Analyte	Result	Qualifier	RL	MDL	Unit	D	Prepared	Analyzed	Dil Fac
Total Dissolved Solids (SM 2540C-2011)	**81**		10	10	mg/L			02/27/24 21:02	1

Client Sample ID: WAN-GWC-24

Lab Sample ID: 680-247150-7

Date Collected: 02/22/24 11:15

Matrix: Water

Date Received: 02/24/24 09:52

Method: EPA 300.0 - Anions, Ion Chromatography

Analyte	Result	Qualifier	RL	MDL	Unit	D	Prepared	Analyzed	Dil Fac
Fluoride	<0.20		0.40	0.20	mg/L			03/04/24 20:48	1
Chloride	**5.5**		1.0	0.20	mg/L			03/04/24 20:48	1
Sulfate	**0.57**	**J**	1.0	0.50	mg/L			03/04/24 20:48	1

Method: SW846 6020B - Metals (ICP/MS) - Total Recoverable

Analyte	Result	Qualifier	RL	MDL	Unit	D	Prepared	Analyzed	Dil Fac
Antimony	**0.00037**	**J**	0.0020	0.00034	mg/L		02/27/24 04:52	02/27/24 17:55	1
Arsenic	<0.00086		0.0010	0.00086	mg/L		02/27/24 04:52	02/27/24 17:55	1
Barium	**0.022**		0.010	0.00089	mg/L		02/27/24 04:52	02/27/24 17:55	1
Beryllium	<0.00020		0.0025	0.00020	mg/L		02/27/24 04:52	02/27/24 17:55	1
Boron	<0.022		0.080	0.022	mg/L		02/27/24 04:52	02/27/24 17:55	1
Cadmium	<0.000078		0.0025	0.000078	mg/L		02/27/24 04:52	02/27/24 17:55	1

Client Sample ID: WAN-GWC-24

Lab Sample ID: 680-247150-7

Date Collected: 02/22/24 11:15

Matrix: Water

Date Received: 02/24/24 09:52

Method: SW846 6020B - Metals (ICP/MS) - Total Recoverable (Continued)

Analyte	Result	Qualifier	RL	MDL	Unit	D	Prepared	Analyzed	Dil Fac
Calcium	**1.4**		0.50	0.14	mg/L		02/27/24 04:52	02/27/24 17:55	1
Chromium	<0.0012		0.0020	0.0012	mg/L		02/27/24 04:52	02/27/24 17:55	1
Cobalt	**0.0045**		0.0025	0.00022	mg/L		02/27/24 04:52	02/27/24 17:55	1
Copper	<0.0011		0.0020	0.0011	mg/L		02/27/24 04:52	02/27/24 17:55	1
Lead	**0.00039**	**J**	0.0010	0.00021	mg/L		02/27/24 04:52	02/27/24 17:55	1
Nickel	**0.0034**		0.0010	0.00042	mg/L		02/27/24 04:52	02/27/24 17:55	1
Selenium	<0.00099		0.0050	0.00099	mg/L		02/27/24 04:52	02/27/24 17:55	1
Silver	<0.00039		0.0010	0.00039	mg/L		02/27/24 04:52	02/27/24 17:55	1
Thallium	<0.00026		0.0010	0.00026	mg/L		02/27/24 04:52	02/27/24 17:55	1
Vanadium	<0.00063		0.0020	0.00063	mg/L		02/27/24 04:52	02/27/24 17:55	1
Zinc	**0.024**		0.0050	0.0028	mg/L		02/27/24 04:52	02/27/24 17:55	1

Method: SW846 7470A - Mercury

Analyte	Result	Qualifier	RL	MDL	Unit	D	Prepared	Analyzed	Dil Fac
Mercury	<0.000080		0.00020	0.000080	mg/L		02/29/24 10:17	02/29/24 15:56	1

General Chemistry

Analyte	Result	Qualifier	RL	MDL	Unit	D	Prepared	Analyzed	Dil Fac
Total Dissolved Solids (SM 2540C-2011)	**45**		10	10	mg/L			02/27/24 21:02	1

Client Sample ID: WAN-GWC-25

Lab Sample ID: 680-247150-8

Date Collected: 02/21/24 14:35

Matrix: Water

Date Received: 02/24/24 09:52

Method: EPA 300.0 - Anions, Ion Chromatography

Analyte	Result	Qualifier	RL	MDL	Unit	D	Prepared	Analyzed	Dil Fac
Fluoride	<0.20		0.40	0.20	mg/L			03/04/24 21:04	1
Chloride	**8.3**		1.0	0.20	mg/L			03/04/24 21:04	1
Sulfate	**9.6**		1.0	0.50	mg/L			03/04/24 21:04	1

Method: SW846 6020B - Metals (ICP/MS) - Total Recoverable

Analyte	Result	Qualifier	RL	MDL	Unit	D	Prepared	Analyzed	Dil Fac
Antimony	<0.00034		0.0020	0.00034	mg/L		02/27/24 04:52	02/27/24 16:44	1
Arsenic	<0.00086		0.0010	0.00086	mg/L		02/27/24 04:52	02/27/24 16:44	1
Barium	**0.026**		0.010	0.00089	mg/L		02/27/24 04:52	02/27/24 16:44	1
Beryllium	<0.00020		0.0025	0.00020	mg/L		02/27/24 04:52	02/27/24 16:44	1
Boron	<0.022		0.080	0.022	mg/L		02/27/24 04:52	02/27/24 16:44	1
Cadmium	<0.000078		0.0025	0.000078	mg/L		02/27/24 04:52	02/27/24 16:44	1
Calcium	**8.3**		0.50	0.14	mg/L		02/27/24 04:52	02/27/24 16:44	1
Chromium	<0.0012		0.0020	0.0012	mg/L		02/27/24 04:52	02/27/24 16:44	1
Cobalt	**0.0035**		0.0025	0.00022	mg/L		02/27/24 04:52	02/27/24 16:44	1
Copper	<0.0011		0.0020	0.0011	mg/L		02/27/24 04:52	02/27/24 16:44	1
Lead	<0.00021		0.0010	0.00021	mg/L		02/27/24 04:52	02/27/24 16:44	1
Nickel	**0.0038**		0.0010	0.00042	mg/L		02/27/24 04:52	02/27/24 16:44	1
Selenium	<0.00099		0.0050	0.00099	mg/L		02/27/24 04:52	02/27/24 16:44	1
Silver	<0.00039		0.0010	0.00039	mg/L		02/27/24 04:52	02/27/24 16:44	1
Thallium	<0.00026		0.0010	0.00026	mg/L		02/27/24 04:52	02/27/24 16:44	1
Vanadium	<0.00063		0.0020	0.00063	mg/L		02/27/24 04:52	02/27/24 16:44	1
Zinc	**0.0042**	**J**	0.0050	0.0028	mg/L		02/27/24 04:52	02/27/24 16:44	1

Client Sample ID: WAN-GWC-25

Lab Sample ID: 680-247150-8

Date Collected: 02/21/24 14:35

Matrix: Water

Date Received: 02/24/24 09:52

Method: SW846 7470A - Mercury

Analyte	Result	Qualifier	RL	MDL	Unit	D	Prepared	Analyzed	Dil Fac
Mercury	<0.000080		0.00020	0.000080	mg/L		02/29/24 11:15	02/29/24 16:53	1

General Chemistry

Analyte	Result	Qualifier	RL	MDL	Unit	D	Prepared	Analyzed	Dil Fac
Total Dissolved Solids (SM 2540C-2011)	**82**		10	10	mg/L			02/27/24 21:02	1

Client Sample ID: WAN-GWC-30

Lab Sample ID: 680-247150-9

Date Collected: 02/21/24 15:50

Matrix: Water

Date Received: 02/24/24 09:52

Method: EPA 300.0 - Anions, Ion Chromatography

Analyte	Result	Qualifier	RL	MDL	Unit	D	Prepared	Analyzed	Dil Fac
Fluoride	<0.20		0.40	0.20	mg/L			03/04/24 21:21	1
Chloride	**1.8**		1.0	0.20	mg/L			03/04/24 21:21	1
Sulfate	**2.5**		1.0	0.50	mg/L			03/04/24 21:21	1

Method: SW846 6020B - Metals (ICP/MS) - Total Recoverable

Analyte	Result	Qualifier	RL	MDL	Unit	D	Prepared	Analyzed	Dil Fac
Antimony	<0.00034		0.0020	0.00034	mg/L		02/27/24 04:52	02/27/24 17:32	1
Arsenic	<0.00086		0.0010	0.00086	mg/L		02/27/24 04:52	02/27/24 17:32	1
Barium	**0.0089**	**J**	0.010	0.00089	mg/L		02/27/24 04:52	02/27/24 17:32	1
Beryllium	<0.00020		0.0025	0.00020	mg/L		02/27/24 04:52	02/27/24 17:32	1
Boron	**0.046**	**J**	0.080	0.022	mg/L		02/27/24 04:52	02/27/24 17:32	1
Cadmium	<0.000078		0.0025	0.000078	mg/L		02/27/24 04:52	02/27/24 17:32	1
Calcium	**4.0**		0.50	0.14	mg/L		02/27/24 04:52	02/27/24 17:32	1
Chromium	<0.0012		0.0020	0.0012	mg/L		02/27/24 04:52	02/27/24 17:32	1
Cobalt	<0.00022		0.0025	0.00022	mg/L		02/27/24 04:52	02/27/24 17:32	1
Copper	<0.0011		0.0020	0.0011	mg/L		02/27/24 04:52	02/27/24 17:32	1
Lead	<0.00021		0.0010	0.00021	mg/L		02/27/24 04:52	02/27/24 17:32	1
Nickel	<0.00042		0.0010	0.00042	mg/L		02/27/24 04:52	02/27/24 17:32	1
Selenium	<0.00099		0.0050	0.00099	mg/L		02/27/24 04:52	02/27/24 17:32	1
Silver	<0.00039		0.0010	0.00039	mg/L		02/27/24 04:52	02/27/24 17:32	1
Thallium	<0.00026		0.0010	0.00026	mg/L		02/27/24 04:52	02/27/24 17:32	1
Vanadium	**0.0011**	**J**	0.0020	0.00063	mg/L		02/27/24 04:52	02/27/24 17:32	1
Zinc	<0.0028		0.0050	0.0028	mg/L		02/27/24 04:52	02/27/24 17:32	1

Method: SW846 7470A - Mercury

Analyte	Result	Qualifier	RL	MDL	Unit	D	Prepared	Analyzed	Dil Fac
Mercury	<0.000080		0.00020	0.000080	mg/L		02/29/24 12:33	02/29/24 17:04	1

General Chemistry

Analyte	Result	Qualifier	RL	MDL	Unit	D	Prepared	Analyzed	Dil Fac
Total Dissolved Solids (SM 2540C-2011)	**56**		10	10	mg/L			02/27/24 21:02	1

Client Sample ID: WAN-GWC-31

Lab Sample ID: 680-247150-10

Date Collected: 02/21/24 16:20

Matrix: Water

Date Received: 02/24/24 09:52

Method: EPA 300.0 - Anions, Ion Chromatography

Analyte	Result	Qualifier	RL	MDL	Unit	D	Prepared	Analyzed	Dil Fac
Fluoride	**1.5**		0.40	0.20	mg/L			03/04/24 21:38	1
Chloride	**1.6**		1.0	0.20	mg/L			03/04/24 21:38	1
Sulfate	**11**		1.0	0.50	mg/L			03/04/24 21:38	1

Method: SW846 6020B - Metals (ICP/MS) - Total Recoverable

Analyte	Result	Qualifier	RL	MDL	Unit	D	Prepared	Analyzed	Dil Fac
Antimony	<0.00034		0.0020	0.00034	mg/L		02/27/24 04:52	02/27/24 17:35	1
Arsenic	<0.00086		0.0010	0.00086	mg/L		02/27/24 04:52	02/27/24 17:35	1
Barium	**0.0013**	**J**	0.010	0.00089	mg/L		02/27/24 04:52	02/27/24 17:35	1
Beryllium	**0.00029**	**J**	0.0025	0.00020	mg/L		02/27/24 04:52	02/27/24 17:35	1
Boron	**0.034**	**J**	0.080	0.022	mg/L		02/27/24 04:52	02/27/24 17:35	1
Cadmium	<0.000078		0.0025	0.000078	mg/L		02/27/24 04:52	02/27/24 17:35	1
Calcium	**7.1**		0.50	0.14	mg/L		02/27/24 04:52	02/27/24 17:35	1
Chromium	<0.0012		0.0020	0.0012	mg/L		02/27/24 04:52	02/27/24 17:35	1
Cobalt	<0.00022		0.0025	0.00022	mg/L		02/27/24 04:52	02/27/24 17:35	1
Copper	**0.0013**	**J**	0.0020	0.0011	mg/L		02/27/24 04:52	02/27/24 17:35	1
Lead	**0.00071**	**J**	0.0010	0.00021	mg/L		02/27/24 04:52	02/27/24 17:35	1
Nickel	**0.0016**		0.0010	0.00042	mg/L		02/27/24 04:52	02/27/24 17:35	1
Selenium	<0.00099		0.0050	0.00099	mg/L		02/27/24 04:52	02/27/24 17:35	1
Silver	<0.00039		0.0010	0.00039	mg/L		02/27/24 04:52	02/27/24 17:35	1
Thallium	<0.00026		0.0010	0.00026	mg/L		02/27/24 04:52	02/27/24 17:35	1
Vanadium	**0.00064**	**J**	0.0020	0.00063	mg/L		02/27/24 04:52	02/27/24 17:35	1
Zinc	**0.0041**	**J**	0.0050	0.0028	mg/L		02/27/24 04:52	02/27/24 17:35	1

Method: SW846 7470A - Mercury

Analyte	Result	Qualifier	RL	MDL	Unit	D	Prepared	Analyzed	Dil Fac
Mercury	<0.000080		0.00020	0.000080	mg/L		02/29/24 12:33	02/29/24 17:10	1

General Chemistry

Analyte	Result	Qualifier	RL	MDL	Unit	D	Prepared	Analyzed	Dil Fac
Total Dissolved Solids (SM 2540C-2011)	**90**		10	10	mg/L			02/27/24 21:02	1

Client Sample ID: WAN-GWC-34

Lab Sample ID: 680-247150-11

Date Collected: 02/22/24 10:13

Matrix: Water

Date Received: 02/24/24 09:52

Method: EPA 300.0 - Anions, Ion Chromatography

Analyte	Result	Qualifier	RL	MDL	Unit	D	Prepared	Analyzed	Dil Fac
Fluoride	<0.20		0.40	0.20	mg/L			03/04/24 21:55	1
Chloride	**1.6**		1.0	0.20	mg/L			03/04/24 21:55	1
Sulfate	**2.5**		1.0	0.50	mg/L			03/04/24 21:55	1

Method: SW846 6020B - Metals (ICP/MS) - Total Recoverable

Analyte	Result	Qualifier	RL	MDL	Unit	D	Prepared	Analyzed	Dil Fac
Antimony	<0.00034		0.0020	0.00034	mg/L		02/27/24 04:52	02/27/24 17:38	1
Arsenic	<0.00086		0.0010	0.00086	mg/L		02/27/24 04:52	02/27/24 17:38	1
Barium	**0.016**		0.010	0.00089	mg/L		02/27/24 04:52	02/27/24 17:38	1
Beryllium	<0.00020		0.0025	0.00020	mg/L		02/27/24 04:52	02/27/24 17:38	1
Boron	<0.022		0.080	0.022	mg/L		02/27/24 04:52	02/27/24 17:38	1
Cadmium	**0.00020**	**J**	0.0025	0.000078	mg/L		02/27/24 04:52	02/27/24 17:38	1

Client Sample ID: WAN-GWC-34

Lab Sample ID: 680-247150-11

Date Collected: 02/22/24 10:13

Matrix: Water

Date Received: 02/24/24 09:52

Method: SW846 6020B - Metals (ICP/MS) - Total Recoverable (Continued)

Analyte	Result	Qualifier	RL	MDL	Unit	D	Prepared	Analyzed	Dil Fac
Calcium	**3.7**		0.50	0.14	mg/L		02/27/24 04:52	02/27/24 17:38	1
Chromium	<0.0012		0.0020	0.0012	mg/L		02/27/24 04:52	02/27/24 17:38	1
Cobalt	<0.00022		0.0025	0.00022	mg/L		02/27/24 04:52	02/27/24 17:38	1
Copper	**0.0023**		0.0020	0.0011	mg/L		02/27/24 04:52	02/27/24 17:38	1
Lead	<0.00021		0.0010	0.00021	mg/L		02/27/24 04:52	02/27/24 17:38	1
Nickel	**0.00065**	**J**	0.0010	0.00042	mg/L		02/27/24 04:52	02/27/24 17:38	1
Selenium	<0.00099		0.0050	0.00099	mg/L		02/27/24 04:52	02/27/24 17:38	1
Silver	<0.00039		0.0010	0.00039	mg/L		02/27/24 04:52	02/27/24 17:38	1
Thallium	<0.00026		0.0010	0.00026	mg/L		02/27/24 04:52	02/27/24 17:38	1
Vanadium	<0.00063		0.0020	0.00063	mg/L		02/27/24 04:52	02/27/24 17:38	1
Zinc	<0.0028		0.0050	0.0028	mg/L		02/27/24 04:52	02/27/24 17:38	1

Method: SW846 7470A - Mercury

Analyte	Result	Qualifier	RL	MDL	Unit	D	Prepared	Analyzed	Dil Fac
Mercury	<0.000080		0.00020	0.000080	mg/L		02/29/24 12:33	02/29/24 17:12	1

General Chemistry

Analyte	Result	Qualifier	RL	MDL	Unit	D	Prepared	Analyzed	Dil Fac
Total Dissolved Solids (SM 2540C-2011)	**56**		10	10	mg/L			02/27/24 21:02	1

Client Sample ID: WAN-GWC-35

Lab Sample ID: 680-247150-12

Date Collected: 02/22/24 10:55

Matrix: Water

Date Received: 02/24/24 09:52

Method: EPA 300.0 - Anions, Ion Chromatography

Analyte	Result	Qualifier	RL	MDL	Unit	D	Prepared	Analyzed	Dil Fac
Fluoride	<0.20		0.40	0.20	mg/L			03/04/24 22:12	1
Chloride	**19**		1.0	0.20	mg/L			03/04/24 22:12	1
Sulfate	**4.7**		1.0	0.50	mg/L			03/04/24 22:12	1

Method: SW846 6020B - Metals (ICP/MS) - Total Recoverable

Analyte	Result	Qualifier	RL	MDL	Unit	D	Prepared	Analyzed	Dil Fac
Antimony	<0.00034		0.0020	0.00034	mg/L		02/27/24 04:52	02/27/24 17:47	1
Arsenic	<0.00086		0.0010	0.00086	mg/L		02/27/24 04:52	02/27/24 17:47	1
Barium	**0.046**		0.010	0.00089	mg/L		02/27/24 04:52	02/27/24 17:47	1
Beryllium	<0.00020		0.0025	0.00020	mg/L		02/27/24 04:52	02/27/24 17:47	1
Boron	**0.060**	**J**	0.080	0.022	mg/L		02/27/24 04:52	02/27/24 17:47	1
Cadmium	<0.000078		0.0025	0.000078	mg/L		02/27/24 04:52	02/27/24 17:47	1
Calcium	**4.9**		0.50	0.14	mg/L		02/27/24 04:52	02/27/24 17:47	1
Chromium	<0.0012		0.0020	0.0012	mg/L		02/27/24 04:52	02/27/24 17:47	1
Cobalt	**0.00032**	**J**	0.0025	0.00022	mg/L		02/27/24 04:52	02/27/24 17:47	1
Copper	<0.0011		0.0020	0.0011	mg/L		02/27/24 04:52	02/27/24 17:47	1
Lead	<0.00021		0.0010	0.00021	mg/L		02/27/24 04:52	02/27/24 17:47	1
Nickel	**0.0019**		0.0010	0.00042	mg/L		02/27/24 04:52	02/27/24 17:47	1
Selenium	<0.00099		0.0050	0.00099	mg/L		02/27/24 04:52	02/27/24 17:47	1
Silver	<0.00039		0.0010	0.00039	mg/L		02/27/24 04:52	02/27/24 17:47	1
Thallium	<0.00026		0.0010	0.00026	mg/L		02/27/24 04:52	02/27/24 17:47	1
Vanadium	<0.00063		0.0020	0.00063	mg/L		02/27/24 04:52	02/27/24 17:47	1
Zinc	<0.0028		0.0050	0.0028	mg/L		02/27/24 04:52	02/27/24 17:47	1

Client Sample ID: WAN-GWC-35

Lab Sample ID: 680-247150-12

Date Collected: 02/22/24 10:55

Matrix: Water

Date Received: 02/24/24 09:52

Method: SW846 7470A - Mercury

Analyte	Result	Qualifier	RL	MDL	Unit	D	Prepared	Analyzed	Dil Fac
Mercury	<0.000080		0.00020	0.000080	mg/L		02/29/24 12:33	02/29/24 17:14	1

General Chemistry

Analyte	Result	Qualifier	RL	MDL	Unit	D	Prepared	Analyzed	Dil Fac
Total Dissolved Solids (SM 2540C-2011)	81		10	10	mg/L			02/27/24 21:02	1

Client Sample ID: WAN-LF-FB-11

Lab Sample ID: 680-247150-13

Date Collected: 02/21/24 11:55

Matrix: Water

Date Received: 02/24/24 09:52

Method: EPA 300.0 - Anions, Ion Chromatography

Analyte	Result	Qualifier	RL	MDL	Unit	D	Prepared	Analyzed	Dil Fac
Fluoride	<0.20		0.40	0.20	mg/L			03/04/24 23:37	1
Chloride	<0.20		1.0	0.20	mg/L			03/04/24 23:37	1
Sulfate	<0.50		1.0	0.50	mg/L			03/04/24 23:37	1

Method: SW846 6020B - Metals (ICP/MS) - Total Recoverable

Analyte	Result	Qualifier	RL	MDL	Unit	D	Prepared	Analyzed	Dil Fac
Antimony	<0.00034		0.0020	0.00034	mg/L		02/27/24 04:52	02/27/24 17:50	1
Arsenic	<0.00086		0.0010	0.00086	mg/L		02/27/24 04:52	02/27/24 17:50	1
Barium	<0.00089		0.010	0.00089	mg/L		02/27/24 04:52	02/27/24 17:50	1
Beryllium	<0.00020		0.0025	0.00020	mg/L		02/27/24 04:52	02/27/24 17:50	1
Boron	<0.022		0.080	0.022	mg/L		02/27/24 04:52	02/27/24 17:50	1
Cadmium	<0.000078		0.0025	0.000078	mg/L		02/27/24 04:52	02/27/24 17:50	1
Calcium	<0.14		0.50	0.14	mg/L		02/27/24 04:52	02/27/24 17:50	1
Chromium	<0.0012		0.0020	0.0012	mg/L		02/27/24 04:52	02/27/24 17:50	1
Cobalt	<0.00022		0.0025	0.00022	mg/L		02/27/24 04:52	02/27/24 17:50	1
Copper	<0.0011		0.0020	0.0011	mg/L		02/27/24 04:52	02/27/24 17:50	1
Lead	<0.00021		0.0010	0.00021	mg/L		02/27/24 04:52	02/27/24 17:50	1
Nickel	<0.00042		0.0010	0.00042	mg/L		02/27/24 04:52	02/27/24 17:50	1
Selenium	<0.00099		0.0050	0.00099	mg/L		02/27/24 04:52	02/27/24 17:50	1
Silver	<0.00039		0.0010	0.00039	mg/L		02/27/24 04:52	02/27/24 17:50	1
Thallium	<0.00026		0.0010	0.00026	mg/L		02/27/24 04:52	02/27/24 17:50	1
Vanadium	<0.00063		0.0020	0.00063	mg/L		02/27/24 04:52	02/27/24 17:50	1
Zinc	<0.0028		0.0050	0.0028	mg/L		02/27/24 04:52	02/27/24 17:50	1

Method: SW846 7470A - Mercury

Analyte	Result	Qualifier	RL	MDL	Unit	D	Prepared	Analyzed	Dil Fac
Mercury	<0.000080		0.00020	0.000080	mg/L		02/29/24 12:33	02/29/24 17:16	1

General Chemistry

Analyte	Result	Qualifier	RL	MDL	Unit	D	Prepared	Analyzed	Dil Fac
Total Dissolved Solids (SM 2540C-2011)	<10		10	10	mg/L			02/27/24 21:02	1

Client Sample ID: WAN-LF-EB-06

Lab Sample ID: 680-247150-14

Date Collected: 02/21/24 10:20

Matrix: Water

Date Received: 02/24/24 09:52

Method: EPA 300.0 - Anions, Ion Chromatography

Analyte	Result	Qualifier	RL	MDL	Unit	D	Prepared	Analyzed	Dil Fac
Fluoride	<0.20		0.40	0.20	mg/L			03/05/24 04:24	1
Chloride	<0.20		1.0	0.20	mg/L			03/05/24 04:24	1
Sulfate	<0.50		1.0	0.50	mg/L			03/05/24 04:24	1

Method: SW846 6020B - Metals (ICP/MS) - Total Recoverable

Analyte	Result	Qualifier	RL	MDL	Unit	D	Prepared	Analyzed	Dil Fac
Antimony	<0.00034		0.0020	0.00034	mg/L		02/27/24 04:52	02/27/24 17:52	1
Arsenic	<0.00086		0.0010	0.00086	mg/L		02/27/24 04:52	02/27/24 17:52	1
Barium	<0.00089		0.010	0.00089	mg/L		02/27/24 04:52	02/27/24 17:52	1
Beryllium	<0.00020		0.0025	0.00020	mg/L		02/27/24 04:52	02/27/24 17:52	1
Boron	<0.022		0.080	0.022	mg/L		02/27/24 04:52	02/27/24 17:52	1
Cadmium	<0.000078		0.0025	0.000078	mg/L		02/27/24 04:52	02/27/24 17:52	1
Calcium	<0.14		0.50	0.14	mg/L		02/27/24 04:52	02/27/24 17:52	1
Chromium	<0.0012		0.0020	0.0012	mg/L		02/27/24 04:52	02/27/24 17:52	1
Cobalt	<0.00022		0.0025	0.00022	mg/L		02/27/24 04:52	02/27/24 17:52	1
Copper	<0.0011		0.0020	0.0011	mg/L		02/27/24 04:52	02/27/24 17:52	1
Lead	<0.00021		0.0010	0.00021	mg/L		02/27/24 04:52	02/27/24 17:52	1
Nickel	<0.00042		0.0010	0.00042	mg/L		02/27/24 04:52	02/27/24 17:52	1
Selenium	<0.00099		0.0050	0.00099	mg/L		02/27/24 04:52	02/27/24 17:52	1
Silver	<0.00039		0.0010	0.00039	mg/L		02/27/24 04:52	02/27/24 17:52	1
Thallium	<0.00026		0.0010	0.00026	mg/L		02/27/24 04:52	02/27/24 17:52	1
Vanadium	<0.00063		0.0020	0.00063	mg/L		02/27/24 04:52	02/27/24 17:52	1
Zinc	**0.0032**	**J**	0.0050	0.0028	mg/L		02/27/24 04:52	02/27/24 17:52	1

Method: SW846 7470A - Mercury

Analyte	Result	Qualifier	RL	MDL	Unit	D	Prepared	Analyzed	Dil Fac
Mercury	<0.000080		0.00020	0.000080	mg/L		02/29/24 12:33	02/29/24 17:18	1

General Chemistry

Analyte	Result	Qualifier	RL	MDL	Unit	D	Prepared	Analyzed	Dil Fac
Total Dissolved Solids (SM 2540C-2011)	<10		10	10	mg/L			02/27/24 21:02	1

Client Sample ID: WAN-LF-EB-07

Lab Sample ID: 680-247150-15

Date Collected: 02/22/24 10:00

Matrix: Water

Date Received: 02/24/24 09:52

Method: EPA 300.0 - Anions, Ion Chromatography

Analyte	Result	Qualifier	RL	MDL	Unit	D	Prepared	Analyzed	Dil Fac
Fluoride	<0.20		0.40	0.20	mg/L			03/05/24 15:18	1
Chloride	**0.22**	**J**	1.0	0.20	mg/L			03/05/24 15:18	1
Sulfate	<0.50		1.0	0.50	mg/L			03/05/24 15:18	1

Method: SW846 6020B - Metals (ICP/MS) - Total Recoverable

Analyte	Result	Qualifier	RL	MDL	Unit	D	Prepared	Analyzed	Dil Fac
Antimony	<0.00034		0.0020	0.00034	mg/L		02/27/24 04:52	02/27/24 19:24	1
Arsenic	<0.00086		0.0010	0.00086	mg/L		02/27/24 04:52	02/27/24 19:24	1
Barium	<0.00089		0.010	0.00089	mg/L		02/27/24 04:52	02/27/24 19:24	1
Beryllium	<0.00020		0.0025	0.00020	mg/L		02/27/24 04:52	02/27/24 19:24	1
Boron	<0.022		0.080	0.022	mg/L		02/27/24 04:52	02/27/24 19:24	1
Cadmium	<0.000078		0.0025	0.000078	mg/L		02/27/24 04:52	02/27/24 19:24	1

Client: Southern Company
Project/Site: Plant Wansley Landfill

Job ID: 680-246863-1

Client Sample ID: WAN-LF-EB-07

Date Collected: 02/22/24 10:00
Date Received: 02/24/24 09:52

Lab Sample ID: 680-247150-15

Matrix: Water

Method: SW846 6020B - Metals (ICP/MS) - Total Recoverable (Continued)

Analyte	Result	Qualifier	RL	MDL	Unit	D	Prepared	Analyzed	Dil Fac
Calcium	<0.14		0.50	0.14	mg/L		02/27/24 04:52	02/27/24 19:24	1
Chromium	<0.0012		0.0020	0.0012	mg/L		02/27/24 04:52	02/27/24 19:24	1
Cobalt	<0.00022		0.0025	0.00022	mg/L		02/27/24 04:52	02/27/24 19:24	1
Copper	<0.0011		0.0020	0.0011	mg/L		02/27/24 04:52	02/27/24 19:24	1
Lead	<0.00021		0.0010	0.00021	mg/L		02/27/24 04:52	02/27/24 19:24	1
Nickel	<0.00042		0.0010	0.00042	mg/L		02/27/24 04:52	02/27/24 19:24	1
Selenium	<0.00099		0.0050	0.00099	mg/L		02/27/24 04:52	02/27/24 19:24	1
Silver	<0.00039		0.0010	0.00039	mg/L		02/27/24 04:52	02/27/24 19:24	1
Thallium	<0.00026		0.0010	0.00026	mg/L		02/27/24 04:52	02/27/24 19:24	1
Vanadium	<0.00063		0.0020	0.00063	mg/L		02/27/24 04:52	02/27/24 19:24	1
Zinc	<0.0028		0.0050	0.0028	mg/L		02/27/24 04:52	02/27/24 19:24	1

Method: SW846 7470A - Mercury

Analyte	Result	Qualifier	RL	MDL	Unit	D	Prepared	Analyzed	Dil Fac
Mercury	<0.000080		0.00020	0.000080	mg/L		02/29/24 12:33	02/29/24 17:24	1

General Chemistry

Analyte	Result	Qualifier	RL	MDL	Unit	D	Prepared	Analyzed	Dil Fac
Total Dissolved Solids (SM 2540C-2011)	<10		10	10	mg/L			02/27/24 21:02	1

Method: 300.0 - Anions, Ion Chromatography

Lab Sample ID: MB 670-78646/40
Matrix: Water
Analysis Batch: 78646

Client Sample ID: Method Blank
Prep Type: Total/NA

Analyte	MB Result	MB Qualifier	RL	MDL	Unit	D	Prepared	Analyzed	Dil Fac
Fluoride	<0.20		0.40	0.20	mg/L			03/01/24 20:03	1
Chloride	<0.20		1.0	0.20	mg/L			03/01/24 20:03	1
Sulfate	<0.50		1.0	0.50	mg/L			03/01/24 20:03	1

Lab Sample ID: MB 670-78646/71
Matrix: Water
Analysis Batch: 78646

Client Sample ID: Method Blank
Prep Type: Total/NA

Analyte	MB Result	MB Qualifier	RL	MDL	Unit	D	Prepared	Analyzed	Dil Fac
Fluoride	<0.20		0.40	0.20	mg/L			03/02/24 04:47	1
Chloride	<0.20		1.0	0.20	mg/L			03/02/24 04:47	1
Sulfate	<0.50		1.0	0.50	mg/L			03/02/24 04:47	1

Lab Sample ID: LCS 670-78646/69
Matrix: Water
Analysis Batch: 78646

Client Sample ID: Lab Control Sample
Prep Type: Total/NA

Analyte			Spike Added	LCS Result	LCS Qualifier	Unit	D	%Rec	%Rec Limits		
Fluoride			4.00	4.13		mg/L		103	90 - 110		
Chloride			4.00	3.92		mg/L		98	90 - 110		
Sulfate			4.00	3.97		mg/L		99	90 - 110		

Lab Sample ID: LCSD 670-78646/70
Matrix: Water
Analysis Batch: 78646

Client Sample ID: Lab Control Sample Dup
Prep Type: Total/NA

Analyte			Spike Added	LCSD Result	LCSD Qualifier	Unit	D	%Rec	%Rec Limits	RPD	RPD Limit
Fluoride			4.00	4.14		mg/L		103	90 - 110	0	20
Chloride			4.00	3.92		mg/L		98	90 - 110	0	20
Sulfate			4.00	3.96		mg/L		99	90 - 110	0	20

Lab Sample ID: 680-247011-9 MS
Matrix: Water
Analysis Batch: 78646

Client Sample ID: WAN-GWC-23
Prep Type: Total/NA

Analyte	Sample Result	Sample Qualifier	Spike Added	MS Result	MS Qualifier	Unit	D	%Rec	%Rec Limits		
Fluoride	<0.20		5.00	5.58		mg/L		112	80 - 120		
Chloride	2.4		5.00	7.66		mg/L		105	80 - 120		
Sulfate	1.5		5.00	6.30		mg/L		95	80 - 120		

Lab Sample ID: 680-247011-9 MSD
Matrix: Water
Analysis Batch: 78646

Client Sample ID: WAN-GWC-23
Prep Type: Total/NA

Analyte	Sample Result	Sample Qualifier	Spike Added	MSD Result	MSD Qualifier	Unit	D	%Rec	%Rec Limits	RPD	RPD Limit
Fluoride	<0.20		5.00	5.58		mg/L		112	80 - 120	0	20
Chloride	2.4		5.00	7.66		mg/L		105	80 - 120	0	20
Sulfate	1.5		5.00	6.28		mg/L		95	80 - 120	0	20

Method: 300.0 - Anions, Ion Chromatography (Continued)

Lab Sample ID: MB 670-78891/37
Matrix: Water
Analysis Batch: 78891

Client Sample ID: Method Blank
Prep Type: Total/NA

Analyte	MB Result	MB Qualifier	RL	MDL	Unit	D	Prepared	Analyzed	Dil Fac
Fluoride	<0.20		0.40	0.20	mg/L			03/04/24 19:23	1
Chloride	<0.20		1.0	0.20	mg/L			03/04/24 19:23	1
Sulfate	<0.50		1.0	0.50	mg/L			03/04/24 19:23	1

Lab Sample ID: MB 670-78891/6
Matrix: Water
Analysis Batch: 78891

Client Sample ID: Method Blank
Prep Type: Total/NA

Analyte	MB Result	MB Qualifier	RL	MDL	Unit	D	Prepared	Analyzed	Dil Fac
Fluoride	<0.20		0.40	0.20	mg/L			03/04/24 10:30	1
Chloride	<0.20		1.0	0.20	mg/L			03/04/24 10:30	1
Sulfate	<0.50		1.0	0.50	mg/L			03/04/24 10:30	1

Lab Sample ID: MB 670-78891/68
Matrix: Water
Analysis Batch: 78891

Client Sample ID: Method Blank
Prep Type: Total/NA

Analyte	MB Result	MB Qualifier	RL	MDL	Unit	D	Prepared	Analyzed	Dil Fac
Fluoride	<0.20		0.40	0.20	mg/L			03/05/24 04:07	1
Chloride	<0.20		1.0	0.20	mg/L			03/05/24 04:07	1
Sulfate	<0.50		1.0	0.50	mg/L			03/05/24 04:07	1

Lab Sample ID: LCS 670-78891/35
Matrix: Water
Analysis Batch: 78891

Client Sample ID: Lab Control Sample
Prep Type: Total/NA

Analyte	Spike Added	LCS Result	LCS Qualifier	Unit	D	%Rec	%Rec Limits
Fluoride	4.00	4.10		mg/L		102	90 - 110
Chloride	4.00	3.93		mg/L		98	90 - 110
Sulfate	4.00	4.03		mg/L		101	90 - 110

Lab Sample ID: LCS 670-78891/4
Matrix: Water
Analysis Batch: 78891

Client Sample ID: Lab Control Sample
Prep Type: Total/NA

Analyte	Spike Added	LCS Result	LCS Qualifier	Unit	D	%Rec	%Rec Limits
Fluoride	4.00	4.03		mg/L		101	90 - 110
Chloride	4.00	3.85		mg/L		96	90 - 110
Sulfate	4.00	3.77		mg/L		94	90 - 110

Lab Sample ID: LCS 670-78891/66
Matrix: Water
Analysis Batch: 78891

Client Sample ID: Lab Control Sample
Prep Type: Total/NA

Analyte	Spike Added	LCS Result	LCS Qualifier	Unit	D	%Rec	%Rec Limits
Fluoride	4.00	3.95		mg/L		99	90 - 110
Chloride	4.00	4.00		mg/L		100	90 - 110
Sulfate	4.00	4.09		mg/L		102	90 - 110

Method: 300.0 - Anions, Ion Chromatography (Continued)

Lab Sample ID: LCSD 670-78891/36
Matrix: Water
Analysis Batch: 78891

Client Sample ID: Lab Control Sample Dup
Prep Type: Total/NA

Analyte			Spike Added	LCSD Result	LCSD Qualifier	Unit	D	%Rec	%Rec Limits	RPD	RPD Limit
Fluoride			4.00	4.10		mg/L		102	90 - 110	0	20
Chloride			4.00	3.93		mg/L		98	90 - 110	0	20
Sulfate			4.00	4.04		mg/L		101	90 - 110	0	20

Lab Sample ID: LCSD 670-78891/5
Matrix: Water
Analysis Batch: 78891

Client Sample ID: Lab Control Sample Dup
Prep Type: Total/NA

Analyte			Spike Added	LCSD Result	LCSD Qualifier	Unit	D	%Rec	%Rec Limits	RPD	RPD Limit
Fluoride			4.00	3.98		mg/L		99	90 - 110	1	20
Chloride			4.00	3.88		mg/L		97	90 - 110	1	20
Sulfate			4.00	3.85		mg/L		96	90 - 110	2	20

Lab Sample ID: LCSD 670-78891/67
Matrix: Water
Analysis Batch: 78891

Client Sample ID: Lab Control Sample Dup
Prep Type: Total/NA

Analyte			Spike Added	LCSD Result	LCSD Qualifier	Unit	D	%Rec	%Rec Limits	RPD	RPD Limit
Fluoride			4.00	3.95		mg/L		99	90 - 110	0	20
Chloride			4.00	4.00		mg/L		100	90 - 110	0	20
Sulfate			4.00	4.09		mg/L		102	90 - 110	0	20

Lab Sample ID: 680-247074-D-1 MS
Matrix: Water
Analysis Batch: 78891

Client Sample ID: Matrix Spike
Prep Type: Total/NA

Analyte	Sample Result	Sample Qualifier	Spike Added	MS Result	MS Qualifier	Unit	D	%Rec	%Rec Limits		
Fluoride	<0.20		5.00	5.37		mg/L		107	80 - 120		
Chloride	3.2		5.00	8.40		mg/L		105	80 - 120		
Sulfate	2.8		5.00	8.37		mg/L		112	80 - 120		

Lab Sample ID: 680-247074-D-1 MSD
Matrix: Water
Analysis Batch: 78891

Client Sample ID: Matrix Spike Duplicate
Prep Type: Total/NA

Analyte	Sample Result	Sample Qualifier	Spike Added	MSD Result	MSD Qualifier	Unit	D	%Rec	%Rec Limits	RPD	RPD Limit
Fluoride	<0.20		5.00	5.42		mg/L		108	80 - 120	1	20
Chloride	3.2		5.00	8.42		mg/L		105	80 - 120	0	20
Sulfate	2.8		5.00	8.42		mg/L		113	80 - 120	1	20

Lab Sample ID: 680-247150-5 MS
Matrix: Water
Analysis Batch: 78891

Client Sample ID: WAN-GWC-18
Prep Type: Total/NA

Analyte	Sample Result	Sample Qualifier	Spike Added	MS Result	MS Qualifier	Unit	D	%Rec	%Rec Limits		
Fluoride	<0.20		5.00	5.64		mg/L		113	80 - 120		
Chloride	2.1		5.00	7.46		mg/L		107	80 - 120		
Sulfate	1.1		5.00	6.86		mg/L		114	80 - 120		

Method: 300.0 - Anions, Ion Chromatography (Continued)

Lab Sample ID: 680-247150-5 MSD
Matrix: Water
Analysis Batch: 78891

Client Sample ID: WAN-GWC-18
Prep Type: Total/NA

Analyte	Sample Result	Sample Qualifier	Spike Added	MSD Result	MSD Qualifier	Unit	D	%Rec	%Rec Limits	RPD	RPD Limit
Fluoride	<0.20		5.00	5.63		mg/L		113	80 - 120	0	20
Chloride	2.1		5.00	7.46		mg/L		107	80 - 120	0	20
Sulfate	1.1		5.00	6.90		mg/L		115	80 - 120	1	20

Lab Sample ID: 680-247150-13 MS
Matrix: Water
Analysis Batch: 78891

Client Sample ID: WAN-LF-FB-11
Prep Type: Total/NA

Analyte	Sample Result	Sample Qualifier	Spike Added	MS Result	MS Qualifier	Unit	D	%Rec	%Rec Limits
Fluoride	<0.20		5.00	5.59		mg/L		112	80 - 120
Chloride	<0.20		5.00	5.44		mg/L		109	80 - 120
Sulfate	<0.50		5.00	5.60		mg/L		112	80 - 120

Lab Sample ID: 680-247150-13 MSD
Matrix: Water
Analysis Batch: 78891

Client Sample ID: WAN-LF-FB-11
Prep Type: Total/NA

Analyte	Sample Result	Sample Qualifier	Spike Added	MSD Result	MSD Qualifier	Unit	D	%Rec	%Rec Limits	RPD	RPD Limit
Fluoride	<0.20		5.00	5.59		mg/L		112	80 - 120	0	20
Chloride	<0.20		5.00	5.45		mg/L		109	80 - 120	0	20
Sulfate	<0.50		5.00	5.59		mg/L		112	80 - 120	0	20

Lab Sample ID: 680-247150-14 MS
Matrix: Water
Analysis Batch: 78891

Client Sample ID: WAN-LF-EB-06
Prep Type: Total/NA

Analyte	Sample Result	Sample Qualifier	Spike Added	MS Result	MS Qualifier	Unit	D	%Rec	%Rec Limits
Fluoride	<0.20		5.00	5.57		mg/L		111	80 - 120
Chloride	<0.20		5.00	5.51		mg/L		110	80 - 120
Sulfate	<0.50		5.00	5.59		mg/L		112	80 - 120

Lab Sample ID: 680-247150-14 MSD
Matrix: Water
Analysis Batch: 78891

Client Sample ID: WAN-LF-EB-06
Prep Type: Total/NA

Analyte	Sample Result	Sample Qualifier	Spike Added	MSD Result	MSD Qualifier	Unit	D	%Rec	%Rec Limits	RPD	RPD Limit
Fluoride	<0.20		5.00	5.58		mg/L		112	80 - 120	0	20
Chloride	<0.20		5.00	5.51		mg/L		110	80 - 120	0	20
Sulfate	<0.50		5.00	5.61		mg/L		112	80 - 120	0	20

Lab Sample ID: MB 670-79096/6
Matrix: Water
Analysis Batch: 79096

Client Sample ID: Method Blank
Prep Type: Total/NA

Analyte	MB Result	MB Qualifier	RL	MDL	Unit	D	Prepared	Analyzed	Dil Fac
Fluoride	<0.20		0.40	0.20	mg/L			03/05/24 10:33	1
Chloride	<0.20		1.0	0.20	mg/L			03/05/24 10:33	1
Sulfate	<0.50		1.0	0.50	mg/L			03/05/24 10:33	1

Method: 300.0 - Anions, Ion Chromatography (Continued)

Lab Sample ID: LCS 670-79096/4
Matrix: Water
Analysis Batch: 79096

Client Sample ID: Lab Control Sample
Prep Type: Total/NA

Analyte			Spike Added	LCS Result	LCS Qualifier	Unit	D	%Rec	%Rec Limits		
Fluoride			4.00	4.07		mg/L		102	90 - 110		
Chloride			4.00	3.99		mg/L		100	90 - 110		
Sulfate			4.00	3.99		mg/L		100	90 - 110		

Lab Sample ID: LCSD 670-79096/5
Matrix: Water
Analysis Batch: 79096

Client Sample ID: Lab Control Sample Dup
Prep Type: Total/NA

Analyte			Spike Added	LCSD Result	LCSD Qualifier	Unit	D	%Rec	%Rec Limits	RPD	RPD Limit
Fluoride			4.00	4.08		mg/L		102	90 - 110	0	20
Chloride			4.00	3.99		mg/L		100	90 - 110	0	20
Sulfate			4.00	3.98		mg/L		100	90 - 110	0	20

Lab Sample ID: 680-247150-15 MS
Matrix: Water
Analysis Batch: 79096

Client Sample ID: WAN-LF-EB-07
Prep Type: Total/NA

Analyte	Sample Result	Sample Qualifier	Spike Added	MS Result	MS Qualifier	Unit	D	%Rec	%Rec Limits		
Fluoride	<0.20		5.00	5.45		mg/L		109	80 - 120		
Chloride	0.22	J	5.00	5.34		mg/L		102	80 - 120		
Sulfate	<0.50		5.00	5.46		mg/L		109	80 - 120		

Lab Sample ID: 680-247150-15 MSD
Matrix: Water
Analysis Batch: 79096

Client Sample ID: WAN-LF-EB-07
Prep Type: Total/NA

Analyte	Sample Result	Sample Qualifier	Spike Added	MSD Result	MSD Qualifier	Unit	D	%Rec	%Rec Limits	RPD	RPD Limit
Fluoride	<0.20		5.00	5.44		mg/L		109	80 - 120	0	20
Chloride	0.22	J	5.00	5.35		mg/L		103	80 - 120	0	20
Sulfate	<0.50		5.00	5.47		mg/L		109	80 - 120	0	20

Method: 300.0-1993 R2.1 - Anions, Ion Chromatography

Lab Sample ID: MB 680-825136/1002
Matrix: Water
Analysis Batch: 825136

Client Sample ID: Method Blank
Prep Type: Total/NA

Analyte	MB Result	MB Qualifier	RL	MDL	Unit	D	Prepared	Analyzed	Dil Fac
Chloride	<0.20		1.0	0.20	mg/L			02/29/24 11:14	1
Fluoride	<0.040		0.10	0.040	mg/L			02/29/24 11:14	1
Sulfate	<0.40		1.0	0.40	mg/L			02/29/24 11:14	1

Lab Sample ID: LCS 680-825136/4
Matrix: Water
Analysis Batch: 825136

Client Sample ID: Lab Control Sample
Prep Type: Total/NA

Analyte			Spike Added	LCS Result	LCS Qualifier	Unit	D	%Rec	%Rec Limits		
Chloride			5.00	4.71		mg/L		94	90 - 110		
Fluoride			1.00	0.935		mg/L		94	90 - 110		
Sulfate			20.0	17.8	*-	mg/L		89	90 - 110		

Method: 300.0-1993 R2.1 - Anions, Ion Chromatography

Lab Sample ID: LCSD 680-825136/5
Matrix: Water
Analysis Batch: 825136

Client Sample ID: Lab Control Sample Dup
Prep Type: Total/NA

Analyte			Spike Added	LCSD Result	LCSD Qualifier	Unit	D	%Rec	%Rec Limits	RPD	RPD Limit
Chloride			5.00	4.72		mg/L		94	90 - 110	0	15
Fluoride			1.00	0.926		mg/L		93	90 - 110	1	15
Sulfate			20.0	17.6	*-	mg/L		88	90 - 110	1	15

Lab Sample ID: 752-16771-B-1 MS
Matrix: Water
Analysis Batch: 825136

Client Sample ID: Matrix Spike
Prep Type: Total/NA

Analyte	Sample Result	Sample Qualifier	Spike Added	MS Result	MS Qualifier	Unit	D	%Rec	%Rec Limits		
Chloride	1.6		5.00	5.96		mg/L		87	80 - 120		
Fluoride	<0.040		1.00	0.855		mg/L		86	80 - 120		
Sulfate	9.2	*-	5.00	13.3		mg/L		83	80 - 120		

Lab Sample ID: 752-16771-B-1 MSD
Matrix: Water
Analysis Batch: 825136

Client Sample ID: Matrix Spike Duplicate
Prep Type: Total/NA

Analyte	Sample Result	Sample Qualifier	Spike Added	MSD Result	MSD Qualifier	Unit	D	%Rec	%Rec Limits	RPD	RPD Limit
Chloride	1.6		5.00	5.87		mg/L		85	80 - 120	1	15
Fluoride	<0.040		1.00	0.872		mg/L		87	80 - 120	2	15
Sulfate	9.2	*-	5.00	13.4		mg/L		83	80 - 120	0	15

Lab Sample ID: MB 680-825238/36
Matrix: Water
Analysis Batch: 825238

Client Sample ID: Method Blank
Prep Type: Total/NA

Analyte	MB Result	MB Qualifier	RL	MDL	Unit	D	Prepared	Analyzed	Dil Fac
Chloride	<0.20		1.0	0.20	mg/L			02/29/24 18:10	1
Fluoride	<0.040		0.10	0.040	mg/L			02/29/24 18:10	1
Sulfate	<0.40		1.0	0.40	mg/L			02/29/24 18:10	1

Lab Sample ID: LCS 680-825238/100
Matrix: Water
Analysis Batch: 825238

Client Sample ID: Lab Control Sample
Prep Type: Total/NA

Analyte			Spike Added	LCS Result	LCS Qualifier	Unit	D	%Rec	%Rec Limits		
Chloride			5.00	4.56		mg/L		91	90 - 110		
Fluoride			1.00	0.918		mg/L		92	90 - 110		
Sulfate			20.0	16.8	*-	mg/L		84	90 - 110		

Lab Sample ID: LCSD 680-825238/99
Matrix: Water
Analysis Batch: 825238

Client Sample ID: Lab Control Sample Dup
Prep Type: Total/NA

Analyte			Spike Added	LCSD Result	LCSD Qualifier	Unit	D	%Rec	%Rec Limits	RPD	RPD Limit
Chloride			5.00	4.63		mg/L		93	90 - 110	2	15
Fluoride			1.00	0.897		mg/L		90	90 - 110	2	15
Sulfate			20.0	17.1	*-	mg/L		86	90 - 110	2	15

Method: 300.0-1993 R2.1 - Anions, Ion Chromatography (Continued)

Lab Sample ID: 680-246862-H-9 MS
Matrix: Water
Analysis Batch: 825238

Client Sample ID: Matrix Spike
Prep Type: Total/NA

Analyte	Sample Result	Sample Qualifier	Spike Added	MS Result	MS Qualifier	Unit	D	%Rec	%Rec Limits
Chloride	1.6		5.00	5.90		mg/L		87	80 - 120
Fluoride	<0.040		1.00	0.861		mg/L		86	80 - 120
Sulfate	0.56	J *- F1	5.00	4.26	F1	mg/L		74	80 - 120

Lab Sample ID: 680-246862-H-9 MSD
Matrix: Water
Analysis Batch: 825238

Client Sample ID: Matrix Spike Duplicate
Prep Type: Total/NA

Analyte	Sample Result	Sample Qualifier	Spike Added	MSD Result	MSD Qualifier	Unit	D	%Rec	%Rec Limits	RPD	RPD Limit
Chloride	1.6		5.00	5.66		mg/L		82	80 - 120	4	15
Fluoride	<0.040		1.00	0.828		mg/L		83	80 - 120	4	15
Sulfate	0.56	J *- F1	5.00	4.15	F1	mg/L		72	80 - 120	3	15

Lab Sample ID: MB 680-825241/67
Matrix: Water
Analysis Batch: 825241

Client Sample ID: Method Blank
Prep Type: Total/NA

Analyte	MB Result	MB Qualifier	RL	MDL	Unit	D	Prepared	Analyzed	Dil Fac
Chloride	<0.20		1.0	0.20	mg/L			03/01/24 00:56	1
Fluoride	<0.040		0.10	0.040	mg/L			03/01/24 00:56	1
Sulfate	<0.40		1.0	0.40	mg/L			03/01/24 00:56	1

Lab Sample ID: LCS 680-825241/102
Matrix: Water
Analysis Batch: 825241

Client Sample ID: Lab Control Sample
Prep Type: Total/NA

Analyte	Spike Added	LCS Result	LCS Qualifier	Unit	D	%Rec	%Rec Limits
Chloride	5.00	4.16	*-	mg/L		83	90 - 110
Fluoride	1.00	0.832	*-	mg/L		83	90 - 110
Sulfate	20.0	15.3	*-	mg/L		77	90 - 110

Lab Sample ID: LCSD 680-825241/101
Matrix: Water
Analysis Batch: 825241

Client Sample ID: Lab Control Sample Dup
Prep Type: Total/NA

Analyte	Spike Added	LCSD Result	LCSD Qualifier	Unit	D	%Rec	%Rec Limits	RPD	RPD Limit
Chloride	5.00	4.21	*-	mg/L		84	90 - 110	1	15
Fluoride	1.00	0.861	*-	mg/L		86	90 - 110	3	15
Sulfate	20.0	15.4	*-	mg/L		77	90 - 110	0	15

Lab Sample ID: 680-246863-5 MS
Matrix: Water
Analysis Batch: 825241

Client Sample ID: WAN-GWA-29
Prep Type: Total/NA

Analyte	Sample Result	Sample Qualifier	Spike Added	MS Result	MS Qualifier	Unit	D	%Rec	%Rec Limits
Chloride	0.93	J *-	5.00	5.08		mg/L		83	80 - 120
Fluoride	1.2	*-	1.00	2.03		mg/L		81	80 - 120
Sulfate	3.3	*- F1	5.00	6.86	F1	mg/L		72	80 - 120

Method: 300.0-1993 R2.1 - Anions, Ion Chromatography (Continued)

Lab Sample ID: 680-246863-5 MSD
Matrix: Water
Analysis Batch: 825241

Client Sample ID: WAN-GWA-29
Prep Type: Total/NA

Analyte	Sample Result	Sample Qualifier	Spike Added	MSD Result	MSD Qualifier	Unit	D	%Rec	%Rec Limits	RPD	RPD Limit
Chloride	0.93	J *-	5.00	5.44		mg/L		90	80 - 120	7	15
Fluoride	1.2	*-	1.00	2.18		mg/L		96	80 - 120	7	15
Sulfate	3.3	*- F1	5.00	7.45		mg/L		84	80 - 120	8	15

Method: 6020B - Metals (ICP/MS)

Lab Sample ID: MB 680-823457/1-A
Matrix: Water
Analysis Batch: 824202

Client Sample ID: Method Blank
Prep Type: Total Recoverable
Prep Batch: 823457

Analyte	MB Result	MB Qualifier	RL	MDL	Unit	D	Prepared	Analyzed	Dil Fac
Antimony	<0.00034		0.0020	0.00034	mg/L		02/20/24 05:27	02/22/24 14:53	1
Arsenic	<0.00086		0.0010	0.00086	mg/L		02/20/24 05:27	02/22/24 14:53	1
Barium	<0.00089		0.010	0.00089	mg/L		02/20/24 05:27	02/22/24 14:53	1
Beryllium	<0.00020		0.0025	0.00020	mg/L		02/20/24 05:27	02/22/24 14:53	1
Boron	<0.022		0.080	0.022	mg/L		02/20/24 05:27	02/22/24 14:53	1
Cadmium	<0.000078		0.0025	0.000078	mg/L		02/20/24 05:27	02/22/24 14:53	1
Calcium	<0.14		0.50	0.14	mg/L		02/20/24 05:27	02/22/24 14:53	1
Chromium	<0.0012		0.0020	0.0012	mg/L		02/20/24 05:27	02/22/24 14:53	1
Cobalt	<0.00022		0.0025	0.00022	mg/L		02/20/24 05:27	02/22/24 14:53	1
Copper	<0.0011		0.0020	0.0011	mg/L		02/20/24 05:27	02/22/24 14:53	1
Lead	<0.00021		0.0010	0.00021	mg/L		02/20/24 05:27	02/22/24 14:53	1
Nickel	<0.00042		0.0010	0.00042	mg/L		02/20/24 05:27	02/22/24 14:53	1
Selenium	<0.00099		0.0050	0.00099	mg/L		02/20/24 05:27	02/22/24 14:53	1
Silver	<0.00039		0.0010	0.00039	mg/L		02/20/24 05:27	02/22/24 14:53	1
Thallium	<0.00026		0.0010	0.00026	mg/L		02/20/24 05:27	02/22/24 14:53	1
Vanadium	<0.00063		0.0020	0.00063	mg/L		02/20/24 05:27	02/22/24 14:53	1
Zinc	<0.0028		0.0050	0.0028	mg/L		02/20/24 05:27	02/22/24 14:53	1

Lab Sample ID: LCS 680-823457/2-A
Matrix: Water
Analysis Batch: 824202

Client Sample ID: Lab Control Sample
Prep Type: Total Recoverable
Prep Batch: 823457

Analyte	Spike Added	LCS Result	LCS Qualifier	Unit	D	%Rec	%Rec Limits
Antimony	0.0500	0.0502		mg/L		100	80 - 120
Arsenic	0.100	0.0973		mg/L		97	80 - 120
Barium	0.100	0.0989		mg/L		99	80 - 120
Beryllium	0.0500	0.0516		mg/L		103	80 - 120
Boron	0.400	0.391		mg/L		98	80 - 120
Cadmium	0.0500	0.0516		mg/L		103	80 - 120
Calcium	5.00	4.83		mg/L		97	80 - 120
Chromium	0.100	0.101		mg/L		100	80 - 120
Cobalt	0.0500	0.0513		mg/L		103	80 - 120
Copper	0.101	0.105		mg/L		104	80 - 120
Lead	0.500	0.464		mg/L		93	80 - 120
Nickel	0.100	0.0958		mg/L		96	80 - 120
Selenium	0.100	0.0971		mg/L		97	80 - 120
Silver	0.0500	0.0529		mg/L		106	80 - 120
Thallium	0.0500	0.0497		mg/L		99	80 - 120

Method: 6020B - Metals (ICP/MS) (Continued)

Lab Sample ID: LCS 680-823457/2-A
Matrix: Water
Analysis Batch: 824202

Client Sample ID: Lab Control Sample
Prep Type: Total Recoverable
Prep Batch: 823457

Analyte	Spike Added	LCS Result	LCS Qualifier	Unit	D	%Rec	%Rec Limits
Vanadium	0.100	0.0985		mg/L		98	80 - 120
Zinc	0.0505	0.0506		mg/L		100	80 - 120

Lab Sample ID: 680-246862-F-1-B MS
Matrix: Water
Analysis Batch: 824202

Client Sample ID: Matrix Spike
Prep Type: Total Recoverable
Prep Batch: 823457

Analyte	Sample Result	Sample Qualifier	Spike Added	MS Result	MS Qualifier	Unit	D	%Rec	%Rec Limits
Antimony	<0.00034		0.0500	0.0554		mg/L		111	75 - 125
Arsenic	<0.00086		0.100	0.106		mg/L		106	75 - 125
Barium	0.047		0.100	0.155		mg/L		108	75 - 125
Beryllium	<0.00020		0.0500	0.0554		mg/L		111	75 - 125
Boron	<0.022		0.400	0.430		mg/L		108	75 - 125
Cadmium	<0.000078		0.0500	0.0572		mg/L		114	75 - 125
Calcium	1.3		5.00	6.53		mg/L		104	75 - 125
Chromium	<0.0012		0.100	0.111		mg/L		111	75 - 125
Cobalt	0.00064	J	0.0500	0.0564		mg/L		112	75 - 125
Copper	<0.0011		0.101	0.113		mg/L		112	75 - 125
Lead	<0.00021		0.500	0.508		mg/L		102	75 - 125
Nickel	0.0039		0.100	0.104		mg/L		100	75 - 125
Selenium	<0.00099		0.100	0.106		mg/L		106	75 - 125
Silver	<0.00039		0.0500	0.0543		mg/L		109	75 - 125
Thallium	<0.00026		0.0500	0.0551		mg/L		110	75 - 125
Vanadium	<0.00063		0.100	0.106		mg/L		106	75 - 125
Zinc	0.0077		0.0505	0.0622		mg/L		108	75 - 125

Lab Sample ID: 680-246862-F-1-C MSD
Matrix: Water
Analysis Batch: 824202

Client Sample ID: Matrix Spike Duplicate
Prep Type: Total Recoverable
Prep Batch: 823457

Analyte	Sample Result	Sample Qualifier	Spike Added	MSD Result	MSD Qualifier	Unit	D	%Rec	%Rec Limits	RPD	RPD Limit
Antimony	<0.00034		0.0500	0.0511		mg/L		102	75 - 125	8	20
Arsenic	<0.00086		0.100	0.0977		mg/L		98	75 - 125	8	20
Barium	0.047		0.100	0.145		mg/L		98	75 - 125	7	20
Beryllium	<0.00020		0.0500	0.0522		mg/L		104	75 - 125	6	20
Boron	<0.022		0.400	0.410		mg/L		103	75 - 125	5	20
Cadmium	<0.000078		0.0500	0.0530		mg/L		106	75 - 125	8	20
Calcium	1.3		5.00	6.14		mg/L		97	75 - 125	6	20
Chromium	<0.0012		0.100	0.104		mg/L		104	75 - 125	6	20
Cobalt	0.00064	J	0.0500	0.0523		mg/L		103	75 - 125	8	20
Copper	<0.0011		0.101	0.108		mg/L		107	75 - 125	5	20
Lead	<0.00021		0.500	0.474		mg/L		95	75 - 125	7	20
Nickel	0.0039		0.100	0.0974		mg/L		93	75 - 125	7	20
Selenium	<0.00099		0.100	0.0967		mg/L		97	75 - 125	9	20
Silver	<0.00039		0.0500	0.0537		mg/L		107	75 - 125	1	20
Thallium	<0.00026		0.0500	0.0508		mg/L		102	75 - 125	8	20
Vanadium	<0.00063		0.100	0.0993		mg/L		99	75 - 125	6	20
Zinc	0.0077		0.0505	0.0589		mg/L		101	75 - 125	6	20

Method: 6020B - Metals (ICP/MS) (Continued)

Lab Sample ID: MB 680-823460/1-A
Matrix: Water
Analysis Batch: 823730

Client Sample ID: Method Blank
Prep Type: Total Recoverable
Prep Batch: 823460

Analyte	MB Result	MB Qualifier	RL	MDL	Unit	D	Prepared	Analyzed	Dil Fac
Antimony	<0.00034		0.0020	0.00034	mg/L		02/20/24 05:36	02/21/24 08:50	1
Arsenic	<0.00086		0.0010	0.00086	mg/L		02/20/24 05:36	02/21/24 08:50	1
Barium	<0.00089		0.010	0.00089	mg/L		02/20/24 05:36	02/21/24 08:50	1
Beryllium	<0.00020		0.0025	0.00020	mg/L		02/20/24 05:36	02/21/24 08:50	1
Boron	<0.022		0.080	0.022	mg/L		02/20/24 05:36	02/21/24 08:50	1
Cadmium	<0.000078		0.0025	0.000078	mg/L		02/20/24 05:36	02/21/24 08:50	1
Calcium	<0.14		0.50	0.14	mg/L		02/20/24 05:36	02/21/24 08:50	1
Chromium	<0.0012		0.0020	0.0012	mg/L		02/20/24 05:36	02/21/24 08:50	1
Cobalt	<0.00022		0.0025	0.00022	mg/L		02/20/24 05:36	02/21/24 08:50	1
Copper	<0.0011		0.0020	0.0011	mg/L		02/20/24 05:36	02/21/24 08:50	1
Lead	<0.00021		0.0010	0.00021	mg/L		02/20/24 05:36	02/21/24 08:50	1
Nickel	<0.00042		0.0010	0.00042	mg/L		02/20/24 05:36	02/21/24 08:50	1
Selenium	<0.00099		0.0050	0.00099	mg/L		02/20/24 05:36	02/21/24 08:50	1
Silver	<0.00039		0.0010	0.00039	mg/L		02/20/24 05:36	02/21/24 08:50	1
Thallium	<0.00026		0.0010	0.00026	mg/L		02/20/24 05:36	02/21/24 08:50	1
Vanadium	<0.00063		0.0020	0.00063	mg/L		02/20/24 05:36	02/21/24 08:50	1
Zinc	<0.0028		0.0050	0.0028	mg/L		02/20/24 05:36	02/21/24 08:50	1

Lab Sample ID: LCS 680-823460/2-A
Matrix: Water
Analysis Batch: 823730

Client Sample ID: Lab Control Sample
Prep Type: Total Recoverable
Prep Batch: 823460

Analyte	Spike Added	LCS Result	LCS Qualifier	Unit	D	%Rec	%Rec Limits
Antimony	0.0500	0.0544		mg/L		109	80 - 120
Arsenic	0.100	0.0983		mg/L		98	80 - 120
Barium	0.100	0.0996		mg/L		100	80 - 120
Beryllium	0.0500	0.0497		mg/L		99	80 - 120
Boron	0.400	0.385		mg/L		96	80 - 120
Cadmium	0.0500	0.0508		mg/L		102	80 - 120
Calcium	5.00	5.02		mg/L		100	80 - 120
Chromium	0.100	0.0991		mg/L		99	80 - 120
Cobalt	0.0500	0.0505		mg/L		101	80 - 120
Copper	0.101	0.107		mg/L		106	80 - 120
Lead	0.500	0.474		mg/L		95	80 - 120
Nickel	0.100	0.0988		mg/L		99	80 - 120
Selenium	0.100	0.0943		mg/L		94	80 - 120
Silver	0.0500	0.0510		mg/L		102	80 - 120
Thallium	0.0500	0.0511		mg/L		102	80 - 120
Vanadium	0.100	0.0974		mg/L		97	80 - 120
Zinc	0.0505	0.0509		mg/L		101	80 - 120

Lab Sample ID: 680-246863-2 MS
Matrix: Water
Analysis Batch: 823730

Client Sample ID: WAN-GWA-2
Prep Type: Total Recoverable
Prep Batch: 823460

Analyte	Sample Result	Sample Qualifier	Spike Added	MS Result	MS Qualifier	Unit	D	%Rec	%Rec Limits
Antimony	<0.00034		0.0500	0.0566		mg/L		113	75 - 125
Arsenic	<0.00086		0.100	0.102		mg/L		102	75 - 125
Barium	0.014		0.100	0.116		mg/L		102	75 - 125

Method: 6020B - Metals (ICP/MS) (Continued)

Lab Sample ID: 680-246863-2 MS
Matrix: Water
Analysis Batch: 823730

Client Sample ID: WAN-GWA-2
Prep Type: Total Recoverable
Prep Batch: 823460

Analyte	Sample Result	Sample Qualifier	Spike Added	MS Result	MS Qualifier	Unit	D	%Rec	%Rec Limits
Beryllium	<0.00020		0.0500	0.0515		mg/L		103	75 - 125
Boron	<0.022		0.400	0.439		mg/L		110	75 - 125
Cadmium	<0.000078		0.0500	0.0540		mg/L		108	75 - 125
Calcium	3.4		5.00	8.52		mg/L		103	75 - 125
Chromium	<0.0012		0.100	0.104		mg/L		104	75 - 125
Cobalt	<0.00022		0.0500	0.0534		mg/L		107	75 - 125
Copper	<0.0011		0.101	0.112		mg/L		111	75 - 125
Lead	0.0012		0.500	0.501		mg/L		100	75 - 125
Nickel	0.00078	J	0.100	0.103		mg/L		103	75 - 125
Selenium	<0.00099		0.100	0.0984		mg/L		98	75 - 125
Silver	<0.00039		0.0500	0.0578		mg/L		116	75 - 125
Thallium	<0.00026		0.0500	0.0554		mg/L		111	75 - 125
Vanadium	<0.00063		0.100	0.103		mg/L		103	75 - 125
Zinc	0.0031	J	0.0505	0.0535		mg/L		100	75 - 125

Lab Sample ID: 680-246863-2 MSD
Matrix: Water
Analysis Batch: 823730

Client Sample ID: WAN-GWA-2
Prep Type: Total Recoverable
Prep Batch: 823460

Analyte	Sample Result	Sample Qualifier	Spike Added	MSD Result	MSD Qualifier	Unit	D	%Rec	%Rec Limits	RPD	RPD Limit
Antimony	<0.00034		0.0500	0.0534		mg/L		107	75 - 125	6	20
Arsenic	<0.00086		0.100	0.0970		mg/L		97	75 - 125	5	20
Barium	0.014		0.100	0.112		mg/L		98	75 - 125	4	20
Beryllium	<0.00020		0.0500	0.0511		mg/L		102	75 - 125	1	20
Boron	<0.022		0.400	0.422		mg/L		106	75 - 125	4	20
Cadmium	<0.000078		0.0500	0.0507		mg/L		101	75 - 125	6	20
Calcium	3.4		5.00	8.32		mg/L		99	75 - 125	2	20
Chromium	<0.0012		0.100	0.0979		mg/L		97	75 - 125	6	20
Cobalt	<0.00022		0.0500	0.0501		mg/L		100	75 - 125	6	20
Copper	<0.0011		0.101	0.105		mg/L		104	75 - 125	6	20
Lead	0.0012		0.500	0.482		mg/L		96	75 - 125	4	20
Nickel	0.00078	J	0.100	0.0985		mg/L		98	75 - 125	5	20
Selenium	<0.00099		0.100	0.0922		mg/L		92	75 - 125	6	20
Silver	<0.00039		0.0500	0.0501		mg/L		100	75 - 125	14	20
Thallium	<0.00026		0.0500	0.0521		mg/L		104	75 - 125	6	20
Vanadium	<0.00063		0.100	0.0964		mg/L		96	75 - 125	7	20
Zinc	0.0031	J	0.0505	0.0504		mg/L		94	75 - 125	6	20

Lab Sample ID: MB 680-823462/1-A
Matrix: Water
Analysis Batch: 823730

Client Sample ID: Method Blank
Prep Type: Total Recoverable
Prep Batch: 823462

Analyte	MB Result	MB Qualifier	RL	MDL	Unit	D	Prepared	Analyzed	Dil Fac
Antimony	<0.00034		0.0020	0.00034	mg/L		02/20/24 05:47	02/20/24 16:01	1
Arsenic	<0.00086		0.0010	0.00086	mg/L		02/20/24 05:47	02/20/24 16:01	1
Barium	0.000920	J	0.010	0.00089	mg/L		02/20/24 05:47	02/20/24 16:01	1
Beryllium	<0.00020		0.0025	0.00020	mg/L		02/20/24 05:47	02/20/24 16:01	1
Boron	<0.022		0.080	0.022	mg/L		02/20/24 05:47	02/20/24 16:01	1
Cadmium	<0.000078		0.0025	0.000078	mg/L		02/20/24 05:47	02/20/24 16:01	1

Method: 6020B - Metals (ICP/MS) (Continued)

Lab Sample ID: MB 680-823462/1-A
Matrix: Water
Analysis Batch: 823730

Client Sample ID: Method Blank
Prep Type: Total Recoverable
Prep Batch: 823462

Analyte	MB Result	MB Qualifier	RL	MDL	Unit	D	Prepared	Analyzed	Dil Fac
Calcium	<0.14		0.50	0.14	mg/L		02/20/24 05:47	02/20/24 16:01	1
Chromium	<0.0012		0.0020	0.0012	mg/L		02/20/24 05:47	02/20/24 16:01	1
Cobalt	<0.00022		0.0025	0.00022	mg/L		02/20/24 05:47	02/20/24 16:01	1
Copper	<0.0011		0.0020	0.0011	mg/L		02/20/24 05:47	02/20/24 16:01	1
Lead	<0.00021		0.0010	0.00021	mg/L		02/20/24 05:47	02/20/24 16:01	1
Nickel	<0.00042		0.0010	0.00042	mg/L		02/20/24 05:47	02/20/24 16:01	1
Selenium	<0.00099		0.0050	0.00099	mg/L		02/20/24 05:47	02/20/24 16:01	1
Silver	<0.00039		0.0010	0.00039	mg/L		02/20/24 05:47	02/20/24 16:01	1
Thallium	<0.00026		0.0010	0.00026	mg/L		02/20/24 05:47	02/20/24 16:01	1
Vanadium	<0.00063		0.0020	0.00063	mg/L		02/20/24 05:47	02/20/24 16:01	1
Zinc	<0.0028		0.0050	0.0028	mg/L		02/20/24 05:47	02/20/24 16:01	1

Lab Sample ID: LCS 680-823462/2-A
Matrix: Water
Analysis Batch: 823730

Client Sample ID: Lab Control Sample
Prep Type: Total Recoverable
Prep Batch: 823462

Analyte	Spike Added	LCS Result	LCS Qualifier	Unit	D	%Rec	%Rec Limits
Antimony	0.0500	0.0526		mg/L		105	80 - 120
Arsenic	0.100	0.102		mg/L		102	80 - 120
Barium	0.100	0.0928		mg/L		93	80 - 120
Beryllium	0.0500	0.0540		mg/L		108	80 - 120
Boron	0.400	0.421		mg/L		105	80 - 120
Cadmium	0.0500	0.0479		mg/L		96	80 - 120
Calcium	5.00	5.01		mg/L		100	80 - 120
Chromium	0.100	0.102		mg/L		102	80 - 120
Cobalt	0.0500	0.0529		mg/L		106	80 - 120
Copper	0.101	0.111		mg/L		110	80 - 120
Lead	0.500	0.478		mg/L		96	80 - 120
Nickel	0.100	0.104		mg/L		104	80 - 120
Selenium	0.100	0.0921		mg/L		92	80 - 120
Silver	0.0500	0.0483		mg/L		97	80 - 120
Thallium	0.0500	0.0524		mg/L		105	80 - 120
Vanadium	0.100	0.101		mg/L		101	80 - 120
Zinc	0.0505	0.0519		mg/L		103	80 - 120

Lab Sample ID: 680-246872-F-5-B MS
Matrix: Water
Analysis Batch: 823730

Client Sample ID: Matrix Spike
Prep Type: Total Recoverable
Prep Batch: 823462

Analyte	Sample Result	Sample Qualifier	Spike Added	MS Result	MS Qualifier	Unit	D	%Rec	%Rec Limits
Antimony	<0.00034		0.0500	0.0561		mg/L		112	75 - 125
Arsenic	<0.00086		0.100	0.101		mg/L		101	75 - 125
Barium	0.031	B	0.100	0.140		mg/L		109	75 - 125
Beryllium	<0.00020		0.0500	0.0504		mg/L		101	75 - 125
Boron	<0.022		0.400	0.442		mg/L		110	75 - 125
Cadmium	<0.000078		0.0500	0.0523		mg/L		105	75 - 125
Calcium	31		5.00	36.4	4	mg/L		106	75 - 125
Chromium	<0.0012		0.100	0.100		mg/L		100	75 - 125
Cobalt	<0.00022		0.0500	0.0513		mg/L		103	75 - 125

Method: 6020B - Metals (ICP/MS) (Continued)

Lab Sample ID: 680-246872-F-5-B MS
Matrix: Water
Analysis Batch: 823730

Client Sample ID: Matrix Spike
Prep Type: Total Recoverable
Prep Batch: 823462

Analyte	Sample Result	Sample Qualifier	Spike Added	MS Result	MS Qualifier	Unit	D	%Rec	%Rec Limits
Copper	<0.0011		0.101	0.108		mg/L		107	75 - 125
Lead	<0.00021		0.500	0.493		mg/L		99	75 - 125
Nickel	<0.00042		0.100	0.100		mg/L		100	75 - 125
Selenium	<0.00099		0.100	0.0964		mg/L		96	75 - 125
Silver	<0.00039		0.0500	0.0524		mg/L		105	75 - 125
Thallium	<0.00026		0.0500	0.0534		mg/L		107	75 - 125
Vanadium	<0.00063		0.100	0.0978		mg/L		98	75 - 125
Zinc	<0.0028		0.0505	0.0518		mg/L		103	75 - 125

Lab Sample ID: 680-246872-F-5-C MSD
Matrix: Water
Analysis Batch: 823730

Client Sample ID: Matrix Spike Duplicate
Prep Type: Total Recoverable
Prep Batch: 823462

Analyte	Sample Result	Sample Qualifier	Spike Added	MSD Result	MSD Qualifier	Unit	D	%Rec	%Rec Limits	RPD	RPD Limit
Antimony	<0.00034		0.0500	0.0577		mg/L		115	75 - 125	3	20
Arsenic	<0.00086		0.100	0.102		mg/L		102	75 - 125	1	20
Barium	0.031	B	0.100	0.134		mg/L		103	75 - 125	4	20
Beryllium	<0.00020		0.0500	0.0511		mg/L		102	75 - 125	1	20
Boron	<0.022		0.400	0.422		mg/L		105	75 - 125	5	20
Cadmium	<0.000078		0.0500	0.0539		mg/L		108	75 - 125	3	20
Calcium	31		5.00	34.8	4	mg/L		74	75 - 125	4	20
Chromium	<0.0012		0.100	0.102		mg/L		102	75 - 125	2	20
Cobalt	<0.00022		0.0500	0.0514		mg/L		103	75 - 125	0	20
Copper	<0.0011		0.101	0.107		mg/L		106	75 - 125	1	20
Lead	<0.00021		0.500	0.498		mg/L		100	75 - 125	1	20
Nickel	<0.00042		0.100	0.100		mg/L		100	75 - 125	0	20
Selenium	<0.00099		0.100	0.0967		mg/L		97	75 - 125	0	20
Silver	<0.00039		0.0500	0.0528		mg/L		106	75 - 125	1	20
Thallium	<0.00026		0.0500	0.0549		mg/L		110	75 - 125	3	20
Vanadium	<0.00063		0.100	0.103		mg/L		103	75 - 125	5	20
Zinc	<0.0028		0.0505	0.0532		mg/L		105	75 - 125	3	20

Lab Sample ID: MB 680-824108/1-A
Matrix: Water
Analysis Batch: 824322

Client Sample ID: Method Blank
Prep Type: Total Recoverable
Prep Batch: 824108

Analyte	MB Result	MB Qualifier	RL	MDL	Unit	D	Prepared	Analyzed	Dil Fac
Antimony	<0.00034		0.0020	0.00034	mg/L		02/23/24 05:22	02/23/24 17:22	1
Arsenic	<0.00086		0.0010	0.00086	mg/L		02/23/24 05:22	02/23/24 17:22	1
Barium	<0.00089		0.010	0.00089	mg/L		02/23/24 05:22	02/23/24 17:22	1
Beryllium	<0.00020		0.0025	0.00020	mg/L		02/23/24 05:22	02/23/24 17:22	1
Boron	<0.022		0.080	0.022	mg/L		02/23/24 05:22	02/23/24 17:22	1
Cadmium	<0.000078		0.0025	0.000078	mg/L		02/23/24 05:22	02/23/24 17:22	1
Calcium	<0.14		0.50	0.14	mg/L		02/23/24 05:22	02/23/24 17:22	1
Chromium	<0.0012		0.0020	0.0012	mg/L		02/23/24 05:22	02/23/24 17:22	1
Cobalt	<0.00022		0.0025	0.00022	mg/L		02/23/24 05:22	02/23/24 17:22	1
Copper	<0.0011		0.0020	0.0011	mg/L		02/23/24 05:22	02/23/24 17:22	1
Lead	<0.00021		0.0010	0.00021	mg/L		02/23/24 05:22	02/23/24 17:22	1
Nickel	<0.00042		0.0010	0.00042	mg/L		02/23/24 05:22	02/23/24 17:22	1

Method: 6020B - Metals (ICP/MS) (Continued)

Lab Sample ID: MB 680-824108/1-A
Matrix: Water
Analysis Batch: 824322

Client Sample ID: Method Blank
Prep Type: Total Recoverable
Prep Batch: 824108

Analyte	MB Result	MB Qualifier	RL	MDL	Unit	D	Prepared	Analyzed	Dil Fac
Selenium	<0.00099		0.0050	0.00099	mg/L		02/23/24 05:22	02/23/24 17:22	1
Silver	<0.00039		0.0010	0.00039	mg/L		02/23/24 05:22	02/23/24 17:22	1
Thallium	<0.00026		0.0010	0.00026	mg/L		02/23/24 05:22	02/23/24 17:22	1
Vanadium	<0.00063		0.0020	0.00063	mg/L		02/23/24 05:22	02/23/24 17:22	1
Zinc	<0.0028		0.0050	0.0028	mg/L		02/23/24 05:22	02/23/24 17:22	1

Lab Sample ID: LCS 680-824108/2-A
Matrix: Water
Analysis Batch: 824322

Client Sample ID: Lab Control Sample
Prep Type: Total Recoverable
Prep Batch: 824108

Analyte	Spike Added	LCS Result	LCS Qualifier	Unit	D	%Rec	%Rec Limits
Antimony	0.0500	0.0508		mg/L		102	80 - 120
Arsenic	0.100	0.0984		mg/L		98	80 - 120
Barium	0.100	0.104		mg/L		104	80 - 120
Beryllium	0.0500	0.0570		mg/L		114	80 - 120
Boron	0.400	0.440		mg/L		110	80 - 120
Cadmium	0.0500	0.0528		mg/L		106	80 - 120
Calcium	5.00	5.14		mg/L		103	80 - 120
Chromium	0.100	0.106		mg/L		105	80 - 120
Cobalt	0.0500	0.0545		mg/L		109	80 - 120
Copper	0.101	0.111		mg/L		110	80 - 120
Lead	0.500	0.496		mg/L		99	80 - 120
Nickel	0.100	0.102		mg/L		102	80 - 120
Selenium	0.100	0.0936		mg/L		94	80 - 120
Silver	0.0500	0.0518		mg/L		104	80 - 120
Thallium	0.0500	0.0538		mg/L		108	80 - 120
Vanadium	0.100	0.105		mg/L		105	80 - 120
Zinc	0.0505	0.0499		mg/L		99	80 - 120

Lab Sample ID: 680-246993-A-3-E MS
Matrix: Water
Analysis Batch: 824322

Client Sample ID: Matrix Spike
Prep Type: Total Recoverable
Prep Batch: 824108

Analyte	Sample Result	Sample Qualifier	Spike Added	MS Result	MS Qualifier	Unit	D	%Rec	%Rec Limits
Antimony	<0.00034		0.0500	0.0510		mg/L		102	75 - 125
Arsenic	<0.00086		0.100	0.0970		mg/L		97	75 - 125
Barium	0.13		0.100	0.223		mg/L		98	75 - 125
Beryllium	<0.00020		0.0500	0.0546		mg/L		109	75 - 125
Boron	0.11		0.400	0.523		mg/L		104	75 - 125
Cadmium	<0.000078		0.0500	0.0523		mg/L		105	75 - 125
Calcium	33		5.00	35.9	4	mg/L		56	75 - 125
Chromium	<0.0012		0.100	0.107		mg/L		107	75 - 125
Cobalt	<0.00022		0.0500	0.0538		mg/L		108	75 - 125
Copper	<0.0011		0.101	0.108		mg/L		107	75 - 125
Lead	0.00025	J	0.500	0.479		mg/L		96	75 - 125
Nickel	<0.00042		0.100	0.0983		mg/L		98	75 - 125
Selenium	0.0029	J	0.100	0.0920		mg/L		89	75 - 125
Silver	<0.00039		0.0500	0.0514		mg/L		103	75 - 125
Thallium	<0.00026		0.0500	0.0522		mg/L		104	75 - 125

Method: 6020B - Metals (ICP/MS) (Continued)

Lab Sample ID: 680-246993-A-3-E MS
Matrix: Water
Analysis Batch: 824322

Client Sample ID: Matrix Spike
Prep Type: Total Recoverable
Prep Batch: 824108

Analyte	Sample Result	Sample Qualifier	Spike Added	MS Result	MS Qualifier	Unit	D	%Rec	%Rec Limits
Vanadium	0.0028		0.100	0.107		mg/L		104	75 - 125
Zinc	<0.0028		0.0505	0.0492		mg/L		97	75 - 125

Lab Sample ID: 680-246993-A-3-F MSD
Matrix: Water
Analysis Batch: 824322

Client Sample ID: Matrix Spike Duplicate
Prep Type: Total Recoverable
Prep Batch: 824108

Analyte	Sample Result	Sample Qualifier	Spike Added	MSD Result	MSD Qualifier	Unit	D	%Rec	%Rec Limits	RPD	RPD Limit
Antimony	<0.00034		0.0500	0.0522		mg/L		104	75 - 125	2	20
Arsenic	<0.00086		0.100	0.0985		mg/L		99	75 - 125	2	20
Barium	0.13		0.100	0.224		mg/L		99	75 - 125	1	20
Beryllium	<0.00020		0.0500	0.0582		mg/L		116	75 - 125	6	20
Boron	0.11		0.400	0.544		mg/L		110	75 - 125	4	20
Cadmium	<0.000078		0.0500	0.0541		mg/L		108	75 - 125	3	20
Calcium	33		5.00	36.1	4	mg/L		59	75 - 125	0	20
Chromium	<0.0012		0.100	0.108		mg/L		107	75 - 125	1	20
Cobalt	<0.00022		0.0500	0.0545		mg/L		109	75 - 125	1	20
Copper	<0.0011		0.101	0.110		mg/L		109	75 - 125	1	20
Lead	0.00025	J	0.500	0.503		mg/L		101	75 - 125	5	20
Nickel	<0.00042		0.100	0.101		mg/L		101	75 - 125	3	20
Selenium	0.0029	J	0.100	0.0961		mg/L		93	75 - 125	4	20
Silver	<0.00039		0.0500	0.0534		mg/L		107	75 - 125	4	20
Thallium	<0.00026		0.0500	0.0541		mg/L		108	75 - 125	3	20
Vanadium	0.0028		0.100	0.108		mg/L		105	75 - 125	0	20
Zinc	<0.0028		0.0505	0.0543		mg/L		108	75 - 125	10	20

Lab Sample ID: MB 680-824116/1-A
Matrix: Water
Analysis Batch: 824321

Client Sample ID: Method Blank
Prep Type: Total Recoverable
Prep Batch: 824116

Analyte	MB Result	MB Qualifier	RL	MDL	Unit	D	Prepared	Analyzed	Dil Fac
Antimony	<0.00034		0.0020	0.00034	mg/L		02/23/24 05:57	02/23/24 22:11	1
Arsenic	<0.00086		0.0010	0.00086	mg/L		02/23/24 05:57	02/23/24 22:11	1
Barium	<0.00089		0.010	0.00089	mg/L		02/23/24 05:57	02/23/24 22:11	1
Beryllium	<0.00020		0.0025	0.00020	mg/L		02/23/24 05:57	02/23/24 22:11	1
Cadmium	<0.000078		0.0025	0.000078	mg/L		02/23/24 05:57	02/23/24 22:11	1
Calcium	<0.14		0.50	0.14	mg/L		02/23/24 05:57	02/23/24 22:11	1
Chromium	0.00150	J	0.0020	0.0012	mg/L		02/23/24 05:57	02/23/24 22:11	1
Cobalt	<0.00022		0.0025	0.00022	mg/L		02/23/24 05:57	02/23/24 22:11	1
Copper	<0.0011		0.0020	0.0011	mg/L		02/23/24 05:57	02/23/24 22:11	1
Lead	<0.00021		0.0010	0.00021	mg/L		02/23/24 05:57	02/23/24 22:11	1
Nickel	<0.00042		0.0010	0.00042	mg/L		02/23/24 05:57	02/23/24 22:11	1
Selenium	<0.00099		0.0050	0.00099	mg/L		02/23/24 05:57	02/23/24 22:11	1
Silver	<0.00039		0.0010	0.00039	mg/L		02/23/24 05:57	02/23/24 22:11	1
Thallium	<0.00026		0.0010	0.00026	mg/L		02/23/24 05:57	02/23/24 22:11	1
Vanadium	<0.00063		0.0020	0.00063	mg/L		02/23/24 05:57	02/23/24 22:11	1
Zinc	<0.0028		0.0050	0.0028	mg/L		02/23/24 05:57	02/23/24 22:11	1

Method: 6020B - Metals (ICP/MS) (Continued)

Lab Sample ID: MB 680-824116/1-A
Matrix: Water
Analysis Batch: 824440

Client Sample ID: Method Blank
Prep Type: Total Recoverable
Prep Batch: 824116

Analyte	MB Result	MB Qualifier	RL	MDL	Unit	D	Prepared	Analyzed	Dil Fac
Boron	<0.022		0.080	0.022	mg/L		02/23/24 05:57	02/25/24 11:29	1

Lab Sample ID: LCS 680-824116/2-A
Matrix: Water
Analysis Batch: 824321

Client Sample ID: Lab Control Sample
Prep Type: Total Recoverable
Prep Batch: 824116

Analyte	Spike Added	LCS Result	LCS Qualifier	Unit	D	%Rec	%Rec Limits
Antimony	0.0500	0.0516		mg/L		103	80 - 120
Arsenic	0.100	0.104		mg/L		104	80 - 120
Barium	0.100	0.104		mg/L		104	80 - 120
Beryllium	0.0500	0.0566		mg/L		113	80 - 120
Cadmium	0.0500	0.0508		mg/L		102	80 - 120
Calcium	5.00	4.79		mg/L		96	80 - 120
Chromium	0.100	0.112		mg/L		112	80 - 120
Cobalt	0.0500	0.0503		mg/L		101	80 - 120
Copper	0.101	0.113		mg/L		112	80 - 120
Lead	0.500	0.479		mg/L		96	80 - 120
Nickel	0.100	0.100		mg/L		100	80 - 120
Selenium	0.100	0.105		mg/L		105	80 - 120
Silver	0.0500	0.0513		mg/L		103	80 - 120
Thallium	0.0500	0.0498		mg/L		100	80 - 120
Vanadium	0.100	0.108		mg/L		108	80 - 120
Zinc	0.0505	0.0515		mg/L		102	80 - 120

Lab Sample ID: LCS 680-824116/2-A
Matrix: Water
Analysis Batch: 824440

Client Sample ID: Lab Control Sample
Prep Type: Total Recoverable
Prep Batch: 824116

Analyte	Spike Added	LCS Result	LCS Qualifier	Unit	D	%Rec	%Rec Limits
Boron	0.400	0.377		mg/L		94	80 - 120

Lab Sample ID: 680-247015-E-1-E MS
Matrix: Water
Analysis Batch: 824321

Client Sample ID: Matrix Spike
Prep Type: Total Recoverable
Prep Batch: 824116

Analyte	Sample Result	Sample Qualifier	Spike Added	MS Result	MS Qualifier	Unit	D	%Rec	%Rec Limits
Antimony	<0.00034		0.0500	0.0561		mg/L		112	75 - 125
Arsenic	<0.00086		0.100	0.114		mg/L		114	75 - 125
Barium	0.19		0.100	0.309		mg/L		116	75 - 125
Beryllium	<0.00020		0.0500	0.0573		mg/L		115	75 - 125
Cadmium	<0.000078		0.0500	0.0545		mg/L		109	75 - 125
Calcium	71		5.00	72.9	4	mg/L		41	75 - 125
Chromium	0.0014	J B	0.100	0.121		mg/L		120	75 - 125
Cobalt	<0.00022		0.0500	0.0558		mg/L		112	75 - 125
Copper	<0.0011		0.101	0.117		mg/L		116	75 - 125
Lead	0.0019		0.500	0.489		mg/L		97	75 - 125
Nickel	<0.00042		0.100	0.106		mg/L		106	75 - 125
Selenium	<0.00099		0.100	0.0902		mg/L		90	75 - 125
Silver	<0.00039		0.0500	0.0546		mg/L		109	75 - 125

Method: 6020B - Metals (ICP/MS) (Continued)

Lab Sample ID: 680-247015-E-1-E MS
Matrix: Water
Analysis Batch: 824321

Client Sample ID: Matrix Spike
Prep Type: Total Recoverable
Prep Batch: 824116

Analyte	Sample Result	Sample Qualifier	Spike Added	MS Result	MS Qualifier	Unit	D	%Rec	%Rec Limits
Thallium	<0.00026		0.0500	0.0510		mg/L		102	75 - 125
Vanadium	<0.00063		0.100	0.119		mg/L		119	75 - 125
Zinc	<0.0028		0.0505	0.0552		mg/L		109	75 - 125

Lab Sample ID: 680-247015-E-1-E MS
Matrix: Water
Analysis Batch: 824440

Client Sample ID: Matrix Spike
Prep Type: Total Recoverable
Prep Batch: 824116

Analyte	Sample Result	Sample Qualifier	Spike Added	MS Result	MS Qualifier	Unit	D	%Rec	%Rec Limits
Boron	0.51	F1	0.400	0.789	F1	mg/L		70	75 - 125

Lab Sample ID: 680-247015-E-1-F MSD
Matrix: Water
Analysis Batch: 824321

Client Sample ID: Matrix Spike Duplicate
Prep Type: Total Recoverable
Prep Batch: 824116

Analyte	Sample Result	Sample Qualifier	Spike Added	MSD Result	MSD Qualifier	Unit	D	%Rec	%Rec Limits	RPD	RPD Limit
Antimony	<0.00034		0.0500	0.0561		mg/L		112	75 - 125	0	20
Arsenic	<0.00086		0.100	0.112		mg/L		112	75 - 125	2	20
Barium	0.19		0.100	0.309		mg/L		116	75 - 125	0	20
Beryllium	<0.00020		0.0500	0.0577		mg/L		115	75 - 125	1	20
Cadmium	<0.000078		0.0500	0.0547		mg/L		109	75 - 125	0	20
Calcium	71		5.00	72.8	4	mg/L		38	75 - 125	0	20
Chromium	0.0014	J B	0.100	0.121		mg/L		120	75 - 125	0	20
Cobalt	<0.00022		0.0500	0.0541		mg/L		108	75 - 125	3	20
Copper	<0.0011		0.101	0.115		mg/L		114	75 - 125	2	20
Lead	0.0019		0.500	0.488		mg/L		97	75 - 125	0	20
Nickel	<0.00042		0.100	0.104		mg/L		104	75 - 125	2	20
Selenium	<0.00099		0.100	0.0921		mg/L		92	75 - 125	2	20
Silver	<0.00039		0.0500	0.0541		mg/L		108	75 - 125	1	20
Thallium	<0.00026		0.0500	0.0513		mg/L		103	75 - 125	1	20
Vanadium	<0.00063		0.100	0.120		mg/L		120	75 - 125	2	20
Zinc	<0.0028		0.0505	0.0545		mg/L		108	75 - 125	1	20

Lab Sample ID: 680-247015-E-1-F MSD
Matrix: Water
Analysis Batch: 824440

Client Sample ID: Matrix Spike Duplicate
Prep Type: Total Recoverable
Prep Batch: 824116

Analyte	Sample Result	Sample Qualifier	Spike Added	MSD Result	MSD Qualifier	Unit	D	%Rec	%Rec Limits	RPD	RPD Limit
Boron	0.51	F1	0.400	0.790	F1	mg/L		70	75 - 125	0	20

Lab Sample ID: MB 680-824118/1-A
Matrix: Water
Analysis Batch: 824321

Client Sample ID: Method Blank
Prep Type: Total Recoverable
Prep Batch: 824118

Analyte	MB Result	MB Qualifier	RL	MDL	Unit	D	Prepared	Analyzed	Dil Fac
Antimony	<0.00034		0.0020	0.00034	mg/L		02/23/24 05:57	02/24/24 00:00	1
Arsenic	<0.00086		0.0010	0.00086	mg/L		02/23/24 05:57	02/24/24 00:00	1
Barium	<0.00089		0.010	0.00089	mg/L		02/23/24 05:57	02/24/24 00:00	1
Beryllium	<0.00020		0.0025	0.00020	mg/L		02/23/24 05:57	02/24/24 00:00	1
Boron	<0.022		0.080	0.022	mg/L		02/23/24 05:57	02/24/24 00:00	1

Method: 6020B - Metals (ICP/MS) (Continued)

Lab Sample ID: MB 680-824118/1-A
Matrix: Water
Analysis Batch: 824321

Client Sample ID: Method Blank
Prep Type: Total Recoverable
Prep Batch: 824118

Analyte	MB Result	MB Qualifier	RL	MDL	Unit	D	Prepared	Analyzed	Dil Fac
Cadmium	<0.000078		0.0025	0.000078	mg/L		02/23/24 05:57	02/24/24 00:00	1
Calcium	<0.14		0.50	0.14	mg/L		02/23/24 05:57	02/24/24 00:00	1
Chromium	0.00144	J	0.0020	0.0012	mg/L		02/23/24 05:57	02/24/24 00:00	1
Cobalt	<0.00022		0.0025	0.00022	mg/L		02/23/24 05:57	02/24/24 00:00	1
Copper	<0.0011		0.0020	0.0011	mg/L		02/23/24 05:57	02/24/24 00:00	1
Lead	<0.00021		0.0010	0.00021	mg/L		02/23/24 05:57	02/24/24 00:00	1
Nickel	<0.00042		0.0010	0.00042	mg/L		02/23/24 05:57	02/24/24 00:00	1
Selenium	<0.00099		0.0050	0.00099	mg/L		02/23/24 05:57	02/24/24 00:00	1
Silver	<0.00039		0.0010	0.00039	mg/L		02/23/24 05:57	02/24/24 00:00	1
Thallium	<0.00026		0.0010	0.00026	mg/L		02/23/24 05:57	02/24/24 00:00	1
Vanadium	<0.00063		0.0020	0.00063	mg/L		02/23/24 05:57	02/24/24 00:00	1
Zinc	<0.0028		0.0050	0.0028	mg/L		02/23/24 05:57	02/24/24 00:00	1

Lab Sample ID: LCS 680-824118/2-A
Matrix: Water
Analysis Batch: 824321

Client Sample ID: Lab Control Sample
Prep Type: Total Recoverable
Prep Batch: 824118

Analyte	Spike Added	LCS Result	LCS Qualifier	Unit	D	%Rec	%Rec Limits
Antimony	0.0500	0.0514		mg/L		103	80 - 120
Arsenic	0.100	0.106		mg/L		106	80 - 120
Barium	0.100	0.104		mg/L		104	80 - 120
Beryllium	0.0500	0.0540		mg/L		108	80 - 120
Boron	0.400	0.418		mg/L		104	80 - 120
Cadmium	0.0500	0.0492		mg/L		98	80 - 120
Calcium	5.00	4.97		mg/L		99	80 - 120
Chromium	0.100	0.117		mg/L		117	80 - 120
Cobalt	0.0500	0.0517		mg/L		103	80 - 120
Copper	0.101	0.112		mg/L		111	80 - 120
Lead	0.500	0.493		mg/L		99	80 - 120
Nickel	0.100	0.0995		mg/L		100	80 - 120
Selenium	0.100	0.109		mg/L		109	80 - 120
Silver	0.0500	0.0517		mg/L		103	80 - 120
Thallium	0.0500	0.0509		mg/L		102	80 - 120
Vanadium	0.100	0.114		mg/L		114	80 - 120
Zinc	0.0505	0.0525		mg/L		104	80 - 120

Lab Sample ID: 680-247011-11 MS
Matrix: Water
Analysis Batch: 824321

Client Sample ID: WAN-GWC-27
Prep Type: Total Recoverable
Prep Batch: 824118

Analyte	Sample Result	Sample Qualifier	Spike Added	MS Result	MS Qualifier	Unit	D	%Rec	%Rec Limits
Antimony	<0.00034		0.0500	0.0529		mg/L		106	75 - 125
Arsenic	<0.00086		0.100	0.106		mg/L		106	75 - 125
Barium	0.013		0.100	0.118		mg/L		105	75 - 125
Beryllium	0.0038		0.0500	0.0611		mg/L		115	75 - 125
Boron	<0.022		0.400	0.446		mg/L		112	75 - 125
Cadmium	<0.000078		0.0500	0.0507		mg/L		101	75 - 125
Calcium	1.7		5.00	6.44		mg/L		94	75 - 125
Chromium	0.0014	J B	0.100	0.115		mg/L		113	75 - 125

Method: 6020B - Metals (ICP/MS) (Continued)

Lab Sample ID: 680-247011-11 MS
Matrix: Water
Analysis Batch: 824321

Client Sample ID: WAN-GWC-27
Prep Type: Total Recoverable
Prep Batch: 824118

Analyte	Sample Result	Sample Qualifier	Spike Added	MS Result	MS Qualifier	Unit	D	%Rec	%Rec Limits
Cobalt	0.0010	J	0.0500	0.0537		mg/L		105	75 - 125
Copper	<0.0011		0.101	0.113		mg/L		112	75 - 125
Lead	<0.00021		0.500	0.490		mg/L		98	75 - 125
Nickel	<0.00042		0.100	0.100		mg/L		100	75 - 125
Selenium	<0.00099		0.100	0.108		mg/L		108	75 - 125
Silver	<0.00039		0.0500	0.0531		mg/L		106	75 - 125
Thallium	<0.00026		0.0500	0.0504		mg/L		101	75 - 125
Vanadium	<0.00063		0.100	0.111		mg/L		111	75 - 125
Zinc	<0.0028		0.0505	0.0527		mg/L		104	75 - 125

Lab Sample ID: 680-247011-11 MSD
Matrix: Water
Analysis Batch: 824321

Client Sample ID: WAN-GWC-27
Prep Type: Total Recoverable
Prep Batch: 824118

Analyte	Sample Result	Sample Qualifier	Spike Added	MSD Result	MSD Qualifier	Unit	D	%Rec	%Rec Limits	RPD	RPD Limit
Antimony	<0.00034		0.0500	0.0522		mg/L		104	75 - 125	1	20
Arsenic	<0.00086		0.100	0.104		mg/L		104	75 - 125	2	20
Barium	0.013		0.100	0.117		mg/L		104	75 - 125	0	20
Beryllium	0.0038		0.0500	0.0578		mg/L		108	75 - 125	6	20
Boron	<0.022		0.400	0.427		mg/L		107	75 - 125	4	20
Cadmium	<0.000078		0.0500	0.0490		mg/L		98	75 - 125	3	20
Calcium	1.7		5.00	6.37		mg/L		93	75 - 125	1	20
Chromium	0.0014	J B	0.100	0.113		mg/L		111	75 - 125	2	20
Cobalt	0.0010	J	0.0500	0.0511		mg/L		100	75 - 125	5	20
Copper	<0.0011		0.101	0.111		mg/L		110	75 - 125	2	20
Lead	<0.00021		0.500	0.477		mg/L		95	75 - 125	3	20
Nickel	<0.00042		0.100	0.0968		mg/L		97	75 - 125	4	20
Selenium	<0.00099		0.100	0.107		mg/L		107	75 - 125	2	20
Silver	<0.00039		0.0500	0.0550		mg/L		110	75 - 125	4	20
Thallium	<0.00026		0.0500	0.0499		mg/L		100	75 - 125	1	20
Vanadium	<0.00063		0.100	0.110		mg/L		110	75 - 125	1	20
Zinc	<0.0028		0.0505	0.0534		mg/L		106	75 - 125	1	20

Lab Sample ID: MB 680-824663/1-A
Matrix: Water
Analysis Batch: 824936

Client Sample ID: Method Blank
Prep Type: Total Recoverable
Prep Batch: 824663

Analyte	MB Result	MB Qualifier	RL	MDL	Unit	D	Prepared	Analyzed	Dil Fac
Antimony	<0.00034		0.0020	0.00034	mg/L		02/27/24 04:52	02/27/24 18:07	1
Arsenic	<0.00086		0.0010	0.00086	mg/L		02/27/24 04:52	02/27/24 18:07	1
Barium	<0.00089		0.010	0.00089	mg/L		02/27/24 04:52	02/27/24 18:07	1
Beryllium	<0.00020		0.0025	0.00020	mg/L		02/27/24 04:52	02/27/24 18:07	1
Boron	<0.022		0.080	0.022	mg/L		02/27/24 04:52	02/27/24 18:07	1
Cadmium	<0.000078		0.0025	0.000078	mg/L		02/27/24 04:52	02/27/24 18:07	1
Calcium	<0.14		0.50	0.14	mg/L		02/27/24 04:52	02/27/24 18:07	1
Chromium	<0.0012		0.0020	0.0012	mg/L		02/27/24 04:52	02/27/24 18:07	1
Cobalt	<0.00022		0.0025	0.00022	mg/L		02/27/24 04:52	02/27/24 18:07	1
Copper	<0.0011		0.0020	0.0011	mg/L		02/27/24 04:52	02/27/24 18:07	1
Lead	<0.00021		0.0010	0.00021	mg/L		02/27/24 04:52	02/27/24 18:07	1

Method: 6020B - Metals (ICP/MS) (Continued)

Lab Sample ID: MB 680-824663/1-A
Matrix: Water
Analysis Batch: 824936

Client Sample ID: Method Blank
Prep Type: Total Recoverable
Prep Batch: 824663

Analyte	MB Result	MB Qualifier	RL	MDL	Unit	D	Prepared	Analyzed	Dil Fac
Nickel	0.000445	J	0.0010	0.00042	mg/L		02/27/24 04:52	02/27/24 18:07	1
Selenium	<0.00099		0.0050	0.00099	mg/L		02/27/24 04:52	02/27/24 18:07	1
Silver	<0.00039		0.0010	0.00039	mg/L		02/27/24 04:52	02/27/24 18:07	1
Thallium	<0.00026		0.0010	0.00026	mg/L		02/27/24 04:52	02/27/24 18:07	1
Vanadium	<0.00063		0.0020	0.00063	mg/L		02/27/24 04:52	02/27/24 18:07	1
Zinc	<0.0028		0.0050	0.0028	mg/L		02/27/24 04:52	02/27/24 18:07	1

Lab Sample ID: LCS 680-824663/2-A
Matrix: Water
Analysis Batch: 824936

Client Sample ID: Lab Control Sample
Prep Type: Total Recoverable
Prep Batch: 824663

Analyte	Spike Added	LCS Result	LCS Qualifier	Unit	D	%Rec	%Rec Limits
Antimony	0.0500	0.0541		mg/L		108	80 - 120
Arsenic	0.100	0.107		mg/L		107	80 - 120
Barium	0.100	0.110		mg/L		110	80 - 120
Beryllium	0.0500	0.0547		mg/L		109	80 - 120
Boron	0.400	0.428		mg/L		107	80 - 120
Cadmium	0.0500	0.0552		mg/L		110	80 - 120
Calcium	5.00	5.31		mg/L		106	80 - 120
Chromium	0.100	0.110		mg/L		109	80 - 120
Cobalt	0.0500	0.0560		mg/L		112	80 - 120
Copper	0.101	0.112		mg/L		111	80 - 120
Lead	0.500	0.504		mg/L		101	80 - 120
Nickel	0.100	0.111		mg/L		111	80 - 120
Selenium	0.100	0.103		mg/L		103	80 - 120
Silver	0.0500	0.0530		mg/L		106	80 - 120
Thallium	0.0500	0.0553		mg/L		111	80 - 120
Vanadium	0.100	0.108		mg/L		108	80 - 120
Zinc	0.0505	0.0550		mg/L		109	80 - 120

Lab Sample ID: 400-251615-D-1-B MS
Matrix: Water
Analysis Batch: 824936

Client Sample ID: Matrix Spike
Prep Type: Total Recoverable
Prep Batch: 824663

Analyte	Sample Result	Sample Qualifier	Spike Added	MS Result	MS Qualifier	Unit	D	%Rec	%Rec Limits
Antimony	0.00067	J	0.0500	0.0547		mg/L		108	75 - 125
Arsenic	0.0069		0.100	0.112		mg/L		105	75 - 125
Barium	0.12		0.100	0.226		mg/L		108	75 - 125
Beryllium	<0.00020		0.0500	0.0550		mg/L		110	75 - 125
Boron	<0.022		0.400	0.434		mg/L		108	75 - 125
Cadmium	<0.000078		0.0500	0.0550		mg/L		110	75 - 125
Calcium	92		5.00	96.1	4	mg/L		92	75 - 125
Chromium	<0.0012		0.100	0.107		mg/L		107	75 - 125
Cobalt	0.00077	J	0.0500	0.0550		mg/L		108	75 - 125
Copper	0.0015	J	0.101	0.114		mg/L		112	75 - 125
Lead	0.0011		0.500	0.510		mg/L		102	75 - 125
Nickel	0.0038	B	0.100	0.113		mg/L		109	75 - 125
Selenium	<0.00099		0.100	0.102		mg/L		102	75 - 125
Silver	<0.00039		0.0500	0.0525		mg/L		105	75 - 125

Method: 6020B - Metals (ICP/MS) (Continued)

Lab Sample ID: 400-251615-D-1-B MS
Matrix: Water
Analysis Batch: 824936

Client Sample ID: Matrix Spike
Prep Type: Total Recoverable
Prep Batch: 824663

Analyte	Sample Result	Sample Qualifier	Spike Added	MS Result	MS Qualifier	Unit	D	%Rec	%Rec Limits
Thallium	<0.00026		0.0500	0.0559		mg/L		112	75 - 125
Vanadium	0.0021		0.100	0.109		mg/L		107	75 - 125
Zinc	0.034		0.0505	0.0881		mg/L		108	75 - 125

Lab Sample ID: 400-251615-D-1-C MSD
Matrix: Water
Analysis Batch: 824936

Client Sample ID: Matrix Spike Duplicate
Prep Type: Total Recoverable
Prep Batch: 824663

Analyte	Sample Result	Sample Qualifier	Spike Added	MSD Result	MSD Qualifier	Unit	D	%Rec	%Rec Limits	RPD	RPD Limit
Antimony	0.00067	J	0.0500	0.0542		mg/L		107	75 - 125	1	20
Arsenic	0.0069		0.100	0.114		mg/L		107	75 - 125	2	20
Barium	0.12		0.100	0.228		mg/L		109	75 - 125	1	20
Beryllium	<0.00020		0.0500	0.0552		mg/L		110	75 - 125	0	20
Boron	<0.022		0.400	0.442		mg/L		111	75 - 125	2	20
Cadmium	<0.000078		0.0500	0.0560		mg/L		112	75 - 125	2	20
Calcium	92		5.00	95.8	4	mg/L		87	75 - 125	0	20
Chromium	<0.0012		0.100	0.111		mg/L		111	75 - 125	3	20
Cobalt	0.00077	J	0.0500	0.0560		mg/L		111	75 - 125	2	20
Copper	0.0015	J	0.101	0.114		mg/L		112	75 - 125	0	20
Lead	0.0011		0.500	0.509		mg/L		101	75 - 125	0	20
Nickel	0.0038	B	0.100	0.112		mg/L		108	75 - 125	1	20
Selenium	<0.00099		0.100	0.105		mg/L		105	75 - 125	3	20
Silver	<0.00039		0.0500	0.0531		mg/L		106	75 - 125	1	20
Thallium	<0.00026		0.0500	0.0565		mg/L		113	75 - 125	1	20
Vanadium	0.0021		0.100	0.112		mg/L		110	75 - 125	3	20
Zinc	0.034		0.0505	0.0909		mg/L		113	75 - 125	3	20

Lab Sample ID: MB 680-824664/1-A
Matrix: Water
Analysis Batch: 824936

Client Sample ID: Method Blank
Prep Type: Total Recoverable
Prep Batch: 824664

Analyte	MB Result	MB Qualifier	RL	MDL	Unit	D	Prepared	Analyzed	Dil Fac
Antimony	<0.00034		0.0020	0.00034	mg/L		02/27/24 04:52	02/27/24 16:38	1
Arsenic	<0.00086		0.0010	0.00086	mg/L		02/27/24 04:52	02/27/24 16:38	1
Barium	<0.00089		0.010	0.00089	mg/L		02/27/24 04:52	02/27/24 16:38	1
Beryllium	<0.00020		0.0025	0.00020	mg/L		02/27/24 04:52	02/27/24 16:38	1
Boron	<0.022		0.080	0.022	mg/L		02/27/24 04:52	02/27/24 16:38	1
Cadmium	<0.000078		0.0025	0.000078	mg/L		02/27/24 04:52	02/27/24 16:38	1
Calcium	<0.14		0.50	0.14	mg/L		02/27/24 04:52	02/27/24 16:38	1
Chromium	<0.0012		0.0020	0.0012	mg/L		02/27/24 04:52	02/27/24 16:38	1
Cobalt	<0.00022		0.0025	0.00022	mg/L		02/27/24 04:52	02/27/24 16:38	1
Copper	<0.0011		0.0020	0.0011	mg/L		02/27/24 04:52	02/27/24 16:38	1
Lead	<0.00021		0.0010	0.00021	mg/L		02/27/24 04:52	02/27/24 16:38	1
Nickel	<0.00042		0.0010	0.00042	mg/L		02/27/24 04:52	02/27/24 16:38	1
Selenium	<0.00099		0.0050	0.00099	mg/L		02/27/24 04:52	02/27/24 16:38	1
Silver	<0.00039		0.0010	0.00039	mg/L		02/27/24 04:52	02/27/24 16:38	1
Thallium	<0.00026		0.0010	0.00026	mg/L		02/27/24 04:52	02/27/24 16:38	1
Vanadium	<0.00063		0.0020	0.00063	mg/L		02/27/24 04:52	02/27/24 16:38	1
Zinc	<0.0028		0.0050	0.0028	mg/L		02/27/24 04:52	02/27/24 16:38	1

Method: 6020B - Metals (ICP/MS) (Continued)

Lab Sample ID: LCS 680-824664/2-A
Matrix: Water
Analysis Batch: 824936

Client Sample ID: Lab Control Sample
Prep Type: Total Recoverable
Prep Batch: 824664

Analyte			Spike Added	LCS Result	LCS Qualifier	Unit	D	%Rec	%Rec Limits		
Antimony			0.0500	0.0557		mg/L		111	80 - 120		
Arsenic			0.100	0.111		mg/L		111	80 - 120		
Barium			0.100	0.113		mg/L		113	80 - 120		
Beryllium			0.0500	0.0563		mg/L		113	80 - 120		
Boron			0.400	0.438		mg/L		110	80 - 120		
Cadmium			0.0500	0.0565		mg/L		113	80 - 120		
Calcium			5.00	5.50		mg/L		110	80 - 120		
Chromium			0.100	0.113		mg/L		113	80 - 120		
Cobalt			0.0500	0.0583		mg/L		117	80 - 120		
Copper			0.101	0.116		mg/L		115	80 - 120		
Lead			0.500	0.520		mg/L		104	80 - 120		
Nickel			0.100	0.114		mg/L		114	80 - 120		
Selenium			0.100	0.108		mg/L		108	80 - 120		
Silver			0.0500	0.0560		mg/L		112	80 - 120		
Thallium			0.0500	0.0559		mg/L		112	80 - 120		
Vanadium			0.100	0.112		mg/L		112	80 - 120		
Zinc			0.0505	0.0577		mg/L		114	80 - 120		

Lab Sample ID: 680-247150-8 MS
Matrix: Water
Analysis Batch: 824936

Client Sample ID: WAN-GWC-25
Prep Type: Total Recoverable
Prep Batch: 824664

Analyte	Sample Result	Sample Qualifier	Spike Added	MS Result	MS Qualifier	Unit	D	%Rec	%Rec Limits		
Antimony	<0.00034		0.0500	0.0558		mg/L		112	75 - 125		
Arsenic	<0.00086		0.100	0.109		mg/L		109	75 - 125		
Barium	0.026		0.100	0.138		mg/L		113	75 - 125		
Beryllium	<0.00020		0.0500	0.0546		mg/L		109	75 - 125		
Boron	<0.022		0.400	0.431		mg/L		108	75 - 125		
Cadmium	<0.000078		0.0500	0.0575		mg/L		115	75 - 125		
Calcium	8.3		5.00	13.4		mg/L		103	75 - 125		
Chromium	<0.0012		0.100	0.110		mg/L		109	75 - 125		
Cobalt	0.0035		0.0500	0.0596		mg/L		112	75 - 125		
Copper	<0.0011		0.101	0.116		mg/L		115	75 - 125		
Lead	<0.00021		0.500	0.506		mg/L		101	75 - 125		
Nickel	0.0038		0.100	0.114		mg/L		111	75 - 125		
Selenium	<0.00099		0.100	0.106		mg/L		106	75 - 125		
Silver	<0.00039		0.0500	0.0539		mg/L		108	75 - 125		
Thallium	<0.00026		0.0500	0.0557		mg/L		111	75 - 125		
Vanadium	<0.00063		0.100	0.109		mg/L		109	75 - 125		
Zinc	0.0042	J	0.0505	0.0612		mg/L		113	75 - 125		

Lab Sample ID: 680-247150-8 MSD
Matrix: Water
Analysis Batch: 824936

Client Sample ID: WAN-GWC-25
Prep Type: Total Recoverable
Prep Batch: 824664

Analyte	Sample Result	Sample Qualifier	Spike Added	MSD Result	MSD Qualifier	Unit	D	%Rec	%Rec Limits	RPD	RPD Limit
Antimony	<0.00034		0.0500	0.0580		mg/L		116	75 - 125	4	20
Arsenic	<0.00086		0.100	0.114		mg/L		114	75 - 125	5	20
Barium	0.026		0.100	0.143		mg/L		117	75 - 125	3	20

Method: 6020B - Metals (ICP/MS) (Continued)

Lab Sample ID: 680-247150-8 MSD
Matrix: Water
Analysis Batch: 824936

Client Sample ID: WAN-GWC-25
Prep Type: Total Recoverable
Prep Batch: 824664

Analyte	Sample Result	Sample Qualifier	Spike Added	MSD Result	MSD Qualifier	Unit	D	%Rec	%Rec Limits	RPD	RPD Limit
Beryllium	<0.00020		0.0500	0.0574		mg/L		115	75 - 125	5	20
Boron	<0.022		0.400	0.476		mg/L		119	75 - 125	10	20
Cadmium	<0.000078		0.0500	0.0598		mg/L		120	75 - 125	4	20
Calcium	8.3		5.00	14.0		mg/L		115	75 - 125	4	20
Chromium	<0.0012		0.100	0.116		mg/L		115	75 - 125	5	20
Cobalt	0.0035		0.0500	0.0623		mg/L		118	75 - 125	4	20
Copper	<0.0011		0.101	0.120		mg/L		119	75 - 125	4	20
Lead	<0.00021		0.500	0.544		mg/L		109	75 - 125	7	20
Nickel	0.0038		0.100	0.120		mg/L		116	75 - 125	5	20
Selenium	<0.00099		0.100	0.112		mg/L		112	75 - 125	6	20
Silver	<0.00039		0.0500	0.0576		mg/L		115	75 - 125	6	20
Thallium	<0.00026		0.0500	0.0601		mg/L		120	75 - 125	8	20
Vanadium	<0.00063		0.100	0.115		mg/L		115	75 - 125	6	20
Zinc	0.0042	J	0.0505	0.0631		mg/L		117	75 - 125	3	20

Lab Sample ID: MB 680-824667/1-A
Matrix: Water
Analysis Batch: 824936

Client Sample ID: Method Blank
Prep Type: Total Recoverable
Prep Batch: 824667

Analyte	MB Result	MB Qualifier	RL	MDL	Unit	D	Prepared	Analyzed	Dil Fac
Antimony	<0.00034		0.0020	0.00034	mg/L		02/27/24 04:59	02/28/24 08:40	1
Arsenic	<0.00086		0.0010	0.00086	mg/L		02/27/24 04:59	02/28/24 08:40	1
Barium	<0.00089		0.010	0.00089	mg/L		02/27/24 04:59	02/28/24 08:40	1
Beryllium	<0.00020		0.0025	0.00020	mg/L		02/27/24 04:59	02/28/24 08:40	1
Boron	<0.022		0.080	0.022	mg/L		02/27/24 04:59	02/28/24 08:40	1
Cadmium	<0.000078		0.0025	0.000078	mg/L		02/27/24 04:59	02/28/24 08:40	1
Calcium	<0.14		0.50	0.14	mg/L		02/27/24 04:59	02/28/24 08:40	1
Chromium	<0.0012		0.0020	0.0012	mg/L		02/27/24 04:59	02/28/24 08:40	1
Cobalt	<0.00022		0.0025	0.00022	mg/L		02/27/24 04:59	02/28/24 08:40	1
Copper	<0.0011		0.0020	0.0011	mg/L		02/27/24 04:59	02/28/24 08:40	1
Lead	<0.00021		0.0010	0.00021	mg/L		02/27/24 04:59	02/28/24 08:40	1
Nickel	<0.00042		0.0010	0.00042	mg/L		02/27/24 04:59	02/28/24 08:40	1
Selenium	<0.00099		0.0050	0.00099	mg/L		02/27/24 04:59	02/28/24 08:40	1
Silver	<0.00039		0.0010	0.00039	mg/L		02/27/24 04:59	02/28/24 08:40	1
Thallium	<0.00026		0.0010	0.00026	mg/L		02/27/24 04:59	02/28/24 08:40	1
Vanadium	<0.00063		0.0020	0.00063	mg/L		02/27/24 04:59	02/28/24 08:40	1
Zinc	<0.0028		0.0050	0.0028	mg/L		02/27/24 04:59	02/28/24 08:40	1

Lab Sample ID: LCS 680-824667/2-A
Matrix: Water
Analysis Batch: 824936

Client Sample ID: Lab Control Sample
Prep Type: Total Recoverable
Prep Batch: 824667

Analyte			Spike Added	LCS Result	LCS Qualifier	Unit	D	%Rec	%Rec Limits		
Antimony			0.0500	0.0558		mg/L		112	80 - 120		
Arsenic			0.100	0.110		mg/L		110	80 - 120		
Barium			0.100	0.113		mg/L		113	80 - 120		
Beryllium			0.0500	0.0554		mg/L		111	80 - 120		
Boron			0.400	0.434		mg/L		108	80 - 120		
Cadmium			0.0500	0.0574		mg/L		115	80 - 120		

Method: 6020B - Metals (ICP/MS) (Continued)

Lab Sample ID: LCS 680-824667/2-A
Matrix: Water
Analysis Batch: 824936

Client Sample ID: Lab Control Sample
Prep Type: Total Recoverable
Prep Batch: 824667

Analyte	Spike Added	LCS Result	LCS Qualifier	Unit	D	%Rec	%Rec Limits
Calcium	5.00	5.56		mg/L		111	80 - 120
Chromium	0.100	0.113		mg/L		113	80 - 120
Cobalt	0.0500	0.0579		mg/L		116	80 - 120
Copper	0.101	0.115		mg/L		114	80 - 120
Lead	0.500	0.519		mg/L		104	80 - 120
Nickel	0.100	0.114		mg/L		114	80 - 120
Selenium	0.100	0.106		mg/L		106	80 - 120
Silver	0.0500	0.0537		mg/L		107	80 - 120
Thallium	0.0500	0.0575		mg/L		115	80 - 120
Vanadium	0.100	0.111		mg/L		111	80 - 120
Zinc	0.0505	0.0573		mg/L		113	80 - 120

Lab Sample ID: 680-247150-1 MS
Matrix: Water
Analysis Batch: 824936

Client Sample ID: WAN-GWC-7
Prep Type: Total Recoverable
Prep Batch: 824667

Analyte	Sample Result	Sample Qualifier	Spike Added	MS Result	MS Qualifier	Unit	D	%Rec	%Rec Limits
Antimony	<0.00034		0.0500	0.0551		mg/L		110	75 - 125
Arsenic	<0.00086		0.100	0.106		mg/L		106	75 - 125
Barium	0.066		0.100	0.177		mg/L		112	75 - 125
Beryllium	<0.00020		0.0500	0.0546		mg/L		109	75 - 125
Boron	0.035	J	0.400	0.456		mg/L		105	75 - 125
Cadmium	<0.000078		0.0500	0.0565		mg/L		113	75 - 125
Calcium	44		5.00	49.5	4	mg/L		108	75 - 125
Chromium	<0.0012		0.100	0.109		mg/L		108	75 - 125
Cobalt	0.00076	J	0.0500	0.0547		mg/L		108	75 - 125
Copper	<0.0011		0.101	0.112		mg/L		111	75 - 125
Lead	<0.00021		0.500	0.510		mg/L		102	75 - 125
Nickel	0.0082		0.100	0.116		mg/L		108	75 - 125
Selenium	<0.00099		0.100	0.103		mg/L		103	75 - 125
Silver	<0.00039		0.0500	0.0531		mg/L		106	75 - 125
Thallium	<0.00026		0.0500	0.0569		mg/L		114	75 - 125
Vanadium	0.0029		0.100	0.111		mg/L		108	75 - 125
Zinc	<0.0028		0.0505	0.0555		mg/L		110	75 - 125

Lab Sample ID: 680-247150-1 MSD
Matrix: Water
Analysis Batch: 824936

Client Sample ID: WAN-GWC-7
Prep Type: Total Recoverable
Prep Batch: 824667

Analyte	Sample Result	Sample Qualifier	Spike Added	MSD Result	MSD Qualifier	Unit	D	%Rec	%Rec Limits	RPD	RPD Limit
Antimony	<0.00034		0.0500	0.0584		mg/L		117	75 - 125	6	20
Arsenic	<0.00086		0.100	0.113		mg/L		113	75 - 125	6	20
Barium	0.066		0.100	0.183		mg/L		118	75 - 125	3	20
Beryllium	<0.00020		0.0500	0.0581		mg/L		116	75 - 125	6	20
Boron	0.035	J	0.400	0.473		mg/L		110	75 - 125	4	20
Cadmium	<0.000078		0.0500	0.0594		mg/L		119	75 - 125	5	20
Calcium	44		5.00	48.8	4	mg/L		95	75 - 125	1	20
Chromium	<0.0012		0.100	0.120		mg/L		120	75 - 125	10	20
Cobalt	0.00076	J	0.0500	0.0586		mg/L		116	75 - 125	7	20

Method: 6020B - Metals (ICP/MS) (Continued)

Lab Sample ID: 680-247150-1 MSD — **Client Sample ID: WAN-GWC-7**
Matrix: Water — **Prep Type: Total Recoverable**
Analysis Batch: 824936 — **Prep Batch: 824667**

Analyte	Sample Result	Sample Qualifier	Spike Added	MSD Result	MSD Qualifier	Unit	D	%Rec	%Rec Limits	RPD	RPD Limit
Copper	<0.0011		0.101	0.119		mg/L		118	75 - 125	6	20
Lead	<0.00021		0.500	0.540		mg/L		108	75 - 125	6	20
Nickel	0.0082		0.100	0.123		mg/L		115	75 - 125	6	20
Selenium	<0.00099		0.100	0.111		mg/L		111	75 - 125	7	20
Silver	<0.00039		0.0500	0.0524		mg/L		105	75 - 125	1	20
Thallium	<0.00026		0.0500	0.0603		mg/L		121	75 - 125	6	20
Vanadium	0.0029		0.100	0.119		mg/L		116	75 - 125	7	20
Zinc	<0.0028		0.0505	0.0585		mg/L		116	75 - 125	5	20

Method: 7470A - Mercury

Lab Sample ID: MB 680-823633/1-A — **Client Sample ID: Method Blank**
Matrix: Water — **Prep Type: Total/NA**
Analysis Batch: 824013 — **Prep Batch: 823633**

Analyte	MB Result	MB Qualifier	RL	MDL	Unit	D	Prepared	Analyzed	Dil Fac
Mercury	<0.000080		0.00020	0.000080	mg/L		02/20/24 15:00	02/21/24 18:00	1

Lab Sample ID: LCS 680-823633/2-A — **Client Sample ID: Lab Control Sample**
Matrix: Water — **Prep Type: Total/NA**
Analysis Batch: 824013 — **Prep Batch: 823633**

Analyte	Spike Added	LCS Result	LCS Qualifier	Unit	D	%Rec	%Rec Limits
Mercury	0.00250	0.00254		mg/L		102	80 - 120

Lab Sample ID: 400-250690-H-2-D MS — **Client Sample ID: Matrix Spike**
Matrix: Water — **Prep Type: Total/NA**
Analysis Batch: 824013 — **Prep Batch: 823633**

Analyte	Sample Result	Sample Qualifier	Spike Added	MS Result	MS Qualifier	Unit	D	%Rec	%Rec Limits
Mercury	<0.000080		0.00100	0.00107		mg/L		107	80 - 120

Lab Sample ID: 400-250690-H-2-E MSD — **Client Sample ID: Matrix Spike Duplicate**
Matrix: Water — **Prep Type: Total/NA**
Analysis Batch: 824013 — **Prep Batch: 823633**

Analyte	Sample Result	Sample Qualifier	Spike Added	MSD Result	MSD Qualifier	Unit	D	%Rec	%Rec Limits	RPD	RPD Limit
Mercury	<0.000080		0.00100	0.00112		mg/L		112	80 - 120	4	20

Lab Sample ID: MB 680-823643/1-A — **Client Sample ID: Method Blank**
Matrix: Water — **Prep Type: Total/NA**
Analysis Batch: 823946 — **Prep Batch: 823643**

Analyte	MB Result	MB Qualifier	RL	MDL	Unit	D	Prepared	Analyzed	Dil Fac
Mercury	<0.000080		0.00020	0.000080	mg/L		02/20/24 15:18	02/21/24 16:54	1

Method: 7470A - Mercury (Continued)

Lab Sample ID: LCS 680-823643/2-A
Matrix: Water
Analysis Batch: 823946

Client Sample ID: Lab Control Sample
Prep Type: Total/NA
Prep Batch: 823643

Analyte			Spike Added	LCS Result	LCS Qualifier	Unit	D	%Rec	%Rec Limits		
Mercury			0.00250	0.00275		mg/L		110	80 - 120		

Lab Sample ID: 680-246862-F-11-D MS
Matrix: Water
Analysis Batch: 823946

Client Sample ID: Matrix Spike
Prep Type: Total/NA
Prep Batch: 823643

Analyte	Sample Result	Sample Qualifier	Spike Added	MS Result	MS Qualifier	Unit	D	%Rec	%Rec Limits		
Mercury	<0.000080		0.00100	0.00102		mg/L		102	80 - 120		

Lab Sample ID: 680-246862-F-11-E MSD
Matrix: Water
Analysis Batch: 823946

Client Sample ID: Matrix Spike Duplicate
Prep Type: Total/NA
Prep Batch: 823643

Analyte	Sample Result	Sample Qualifier	Spike Added	MSD Result	MSD Qualifier	Unit	D	%Rec	%Rec Limits	RPD	RPD Limit
Mercury	<0.000080		0.00100	0.00106		mg/L		106	80 - 120	4	20

Lab Sample ID: MB 680-824585/1-A
Matrix: Water
Analysis Batch: 824780

Client Sample ID: Method Blank
Prep Type: Total/NA
Prep Batch: 824585

Analyte	MB Result	MB Qualifier	RL	MDL	Unit	D	Prepared	Analyzed	Dil Fac
Mercury	<0.000080		0.00020	0.000080	mg/L		02/26/24 13:49	02/27/24 10:05	1

Lab Sample ID: LCS 680-824585/2-A
Matrix: Water
Analysis Batch: 824780

Client Sample ID: Lab Control Sample
Prep Type: Total/NA
Prep Batch: 824585

Analyte			Spike Added	LCS Result	LCS Qualifier	Unit	D	%Rec	%Rec Limits		
Mercury			0.00250	0.00216		mg/L		86	80 - 120		

Lab Sample ID: 680-247021-F-4-D MS
Matrix: Water
Analysis Batch: 824780

Client Sample ID: Matrix Spike
Prep Type: Total/NA
Prep Batch: 824585

Analyte	Sample Result	Sample Qualifier	Spike Added	MS Result	MS Qualifier	Unit	D	%Rec	%Rec Limits		
Mercury	<0.000080	F1	0.00100	0.000776	F1	mg/L		78	80 - 120		

Lab Sample ID: 680-247021-F-4-E MSD
Matrix: Water
Analysis Batch: 824780

Client Sample ID: Matrix Spike Duplicate
Prep Type: Total/NA
Prep Batch: 824585

Analyte	Sample Result	Sample Qualifier	Spike Added	MSD Result	MSD Qualifier	Unit	D	%Rec	%Rec Limits	RPD	RPD Limit
Mercury	<0.000080	F1	0.00100	0.000868		mg/L		87	80 - 120	11	20

Lab Sample ID: MB 680-824599/1-A
Matrix: Water
Analysis Batch: 824780

Client Sample ID: Method Blank
Prep Type: Total/NA
Prep Batch: 824599

Analyte	MB Result	MB Qualifier	RL	MDL	Unit	D	Prepared	Analyzed	Dil Fac
Mercury	<0.000080		0.00020	0.000080	mg/L		02/26/24 14:41	02/27/24 11:03	1

Method: 7470A - Mercury

Lab Sample ID: LCS 680-824599/2-A
Matrix: Water
Analysis Batch: 824780

Client Sample ID: Lab Control Sample
Prep Type: Total/NA
Prep Batch: 824599

Analyte			Spike Added	LCS Result	LCS Qualifier	Unit	D	%Rec	%Rec Limits		
Mercury			0.00250	0.00228		mg/L		91	80 - 120		

Lab Sample ID: 680-247011-4 MS
Matrix: Water
Analysis Batch: 824780

Client Sample ID: WAN-GWC-13
Prep Type: Total/NA
Prep Batch: 824599

Analyte	Sample Result	Sample Qualifier	Spike Added	MS Result	MS Qualifier	Unit	D	%Rec	%Rec Limits		
Mercury	<0.000080		0.00100	0.000854		mg/L		85	80 - 120		

Lab Sample ID: 680-247011-4 MSD
Matrix: Water
Analysis Batch: 824780

Client Sample ID: WAN-GWC-13
Prep Type: Total/NA
Prep Batch: 824599

Analyte	Sample Result	Sample Qualifier	Spike Added	MSD Result	MSD Qualifier	Unit	D	%Rec	%Rec Limits	RPD	RPD Limit
Mercury	<0.000080		0.00100	0.000846		mg/L		85	80 - 120	1	20

Lab Sample ID: MB 680-825157/1-A
Matrix: Water
Analysis Batch: 825433

Client Sample ID: Method Blank
Prep Type: Total/NA
Prep Batch: 825157

Analyte	MB Result	MB Qualifier	RL	MDL	Unit	D	Prepared	Analyzed	Dil Fac
Mercury	<0.000080		0.00020	0.000080	mg/L		02/29/24 10:17	02/29/24 15:00	1

Lab Sample ID: LCS 680-825157/2-A
Matrix: Water
Analysis Batch: 825433

Client Sample ID: Lab Control Sample
Prep Type: Total/NA
Prep Batch: 825157

Analyte			Spike Added	LCS Result	LCS Qualifier	Unit	D	%Rec	%Rec Limits		
Mercury			0.00250	0.00241		mg/L		97	80 - 120		

Lab Sample ID: 680-247026-G-5-C MS
Matrix: Water
Analysis Batch: 825433

Client Sample ID: Matrix Spike
Prep Type: Total/NA
Prep Batch: 825157

Analyte	Sample Result	Sample Qualifier	Spike Added	MS Result	MS Qualifier	Unit	D	%Rec	%Rec Limits		
Mercury	<0.000080		0.00100	0.000981		mg/L		98	80 - 120		

Lab Sample ID: 680-247026-G-5-D MSD
Matrix: Water
Analysis Batch: 825433

Client Sample ID: Matrix Spike Duplicate
Prep Type: Total/NA
Prep Batch: 825157

Analyte	Sample Result	Sample Qualifier	Spike Added	MSD Result	MSD Qualifier	Unit	D	%Rec	%Rec Limits	RPD	RPD Limit
Mercury	<0.000080		0.00100	0.000961		mg/L		96	80 - 120	2	20

Lab Sample ID: MB 680-825175/1-A
Matrix: Water
Analysis Batch: 825433

Client Sample ID: Method Blank
Prep Type: Total/NA
Prep Batch: 825175

Analyte	MB Result	MB Qualifier	RL	MDL	Unit	D	Prepared	Analyzed	Dil Fac
Mercury	<0.000080		0.00020	0.000080	mg/L		02/29/24 11:15	02/29/24 15:58	1

Method: 7470A - Mercury

Lab Sample ID: LCS 680-825175/2-A
Matrix: Water
Analysis Batch: 825433

Client Sample ID: Lab Control Sample
Prep Type: Total/NA
Prep Batch: 825175

Analyte			Spike Added	LCS Result	LCS Qualifier	Unit	D	%Rec	%Rec Limits		
Mercury			0.00250	0.00232		mg/L		93	80 - 120		

Lab Sample ID: 680-247099-C-3-D MS
Matrix: Water
Analysis Batch: 825433

Client Sample ID: Matrix Spike
Prep Type: Total/NA
Prep Batch: 825175

Analyte	Sample Result	Sample Qualifier	Spike Added	MS Result	MS Qualifier	Unit	D	%Rec	%Rec Limits		
Mercury	<0.000080		0.00100	0.000966		mg/L		97	80 - 120		

Lab Sample ID: 680-247099-C-3-E MSD
Matrix: Water
Analysis Batch: 825433

Client Sample ID: Matrix Spike Duplicate
Prep Type: Total/NA
Prep Batch: 825175

Analyte	Sample Result	Sample Qualifier	Spike Added	MSD Result	MSD Qualifier	Unit	D	%Rec	%Rec Limits	RPD	RPD Limit
Mercury	<0.000080		0.00100	0.000950		mg/L		95	80 - 120	2	20

Lab Sample ID: MB 680-825198/1-A
Matrix: Water
Analysis Batch: 825433

Client Sample ID: Method Blank
Prep Type: Total/NA
Prep Batch: 825198

Analyte	MB Result	MB Qualifier	RL	MDL	Unit	D	Prepared	Analyzed	Dil Fac
Mercury	<0.000080		0.00020	0.000080	mg/L		02/29/24 12:33	02/29/24 17:00	1

Lab Sample ID: LCS 680-825198/2-A
Matrix: Water
Analysis Batch: 825433

Client Sample ID: Lab Control Sample
Prep Type: Total/NA
Prep Batch: 825198

Analyte			Spike Added	LCS Result	LCS Qualifier	Unit	D	%Rec	%Rec Limits		
Mercury			0.00250	0.00242		mg/L		97	80 - 120		

Lab Sample ID: 680-247150-9 MS
Matrix: Water
Analysis Batch: 825433

Client Sample ID: WAN-GWC-30
Prep Type: Total/NA
Prep Batch: 825198

Analyte	Sample Result	Sample Qualifier	Spike Added	MS Result	MS Qualifier	Unit	D	%Rec	%Rec Limits		
Mercury	<0.000080		0.00100	0.000941		mg/L		94	80 - 120		

Lab Sample ID: 680-247150-9 MSD
Matrix: Water
Analysis Batch: 825433

Client Sample ID: WAN-GWC-30
Prep Type: Total/NA
Prep Batch: 825198

Analyte	Sample Result	Sample Qualifier	Spike Added	MSD Result	MSD Qualifier	Unit	D	%Rec	%Rec Limits	RPD	RPD Limit
Mercury	<0.000080		0.00100	0.000877		mg/L		88	80 - 120	7	20

Method: 2540C-2011 - Total Dissolved Solids (Dried at 180 °C)

Lab Sample ID: MB 680-823340/1
Matrix: Water
Analysis Batch: 823340

Client Sample ID: Method Blank
Prep Type: Total/NA

Analyte	MB Result	MB Qualifier	RL	MDL	Unit	D	Prepared	Analyzed	Dil Fac
Total Dissolved Solids	<10		10	10	mg/L			02/19/24 10:58	1

Lab Sample ID: LCS 680-823340/2
Matrix: Water
Analysis Batch: 823340

Client Sample ID: Lab Control Sample
Prep Type: Total/NA

Analyte	Spike Added	LCS Result	LCS Qualifier	Unit	D	%Rec	%Rec Limits
Total Dissolved Solids	2410	2440		mg/L		101	80 - 120

Lab Sample ID: LCSD 680-823340/3
Matrix: Water
Analysis Batch: 823340

Client Sample ID: Lab Control Sample Dup
Prep Type: Total/NA

Analyte	Spike Added	LCSD Result	LCSD Qualifier	Unit	D	%Rec	%Rec Limits	RPD	RPD Limit
Total Dissolved Solids	2410	2400		mg/L		100	80 - 120	2	25

Lab Sample ID: 680-246830-C-1 DU
Matrix: Water
Analysis Batch: 823340

Client Sample ID: Duplicate
Prep Type: Total/NA

Analyte	Sample Result	Sample Qualifier	DU Result	DU Qualifier	Unit	D	RPD	RPD Limit
Total Dissolved Solids	310		290	F3	mg/L		6	5

Lab Sample ID: MB 680-823618/1
Matrix: Water
Analysis Batch: 823618

Client Sample ID: Method Blank
Prep Type: Total/NA

Analyte	MB Result	MB Qualifier	RL	MDL	Unit	D	Prepared	Analyzed	Dil Fac
Total Dissolved Solids	<10		10	10	mg/L			02/20/24 14:24	1

Lab Sample ID: LCS 680-823618/2
Matrix: Water
Analysis Batch: 823618

Client Sample ID: Lab Control Sample
Prep Type: Total/NA

Analyte	Spike Added	LCS Result	LCS Qualifier	Unit	D	%Rec	%Rec Limits
Total Dissolved Solids	2410	2440		mg/L		101	80 - 120

Lab Sample ID: LCSD 680-823618/3
Matrix: Water
Analysis Batch: 823618

Client Sample ID: Lab Control Sample Dup
Prep Type: Total/NA

Analyte	Spike Added	LCSD Result	LCSD Qualifier	Unit	D	%Rec	%Rec Limits	RPD	RPD Limit
Total Dissolved Solids	2410	2410		mg/L		100	80 - 120	1	25

Lab Sample ID: 680-246862-C-15 DU
Matrix: Water
Analysis Batch: 823618

Client Sample ID: Duplicate
Prep Type: Total/NA

Analyte	Sample Result	Sample Qualifier	DU Result	DU Qualifier	Unit	D	RPD	RPD Limit
Total Dissolved Solids	180		184		mg/L		2	5

Method: 2540C-2011 - Total Dissolved Solids (Dried at 180 °C)

Lab Sample ID: 680-246862-E-17 DU
Matrix: Water
Analysis Batch: 823618

Client Sample ID: Duplicate
Prep Type: Total/NA

Analyte	Sample Result	Sample Qualifier		DU Result	DU Qualifier	Unit	D			RPD	RPD Limit
Total Dissolved Solids	210			178	F5	mg/L				16	5

Lab Sample ID: MB 680-824194/1
Matrix: Water
Analysis Batch: 824194

Client Sample ID: Method Blank
Prep Type: Total/NA

Analyte	MB Result	MB Qualifier	RL	MDL	Unit	D	Prepared	Analyzed	Dil Fac
Total Dissolved Solids	<10		10	10	mg/L			02/23/24 09:30	1

Lab Sample ID: LCS 680-824194/2
Matrix: Water
Analysis Batch: 824194

Client Sample ID: Lab Control Sample
Prep Type: Total/NA

Analyte			Spike Added	LCS Result	LCS Qualifier	Unit	D	%Rec	%Rec Limits		
Total Dissolved Solids			2410	2410		mg/L		100	80 - 120		

Lab Sample ID: LCSD 680-824194/3
Matrix: Water
Analysis Batch: 824194

Client Sample ID: Lab Control Sample Dup
Prep Type: Total/NA

Analyte			Spike Added	LCSD Result	LCSD Qualifier	Unit	D	%Rec	%Rec Limits	RPD	RPD Limit
Total Dissolved Solids			2410	2370		mg/L		98	80 - 120	2	25

Lab Sample ID: 680-247011-5 DU
Matrix: Water
Analysis Batch: 824194

Client Sample ID: WAN-GWC-14
Prep Type: Total/NA

Analyte	Sample Result	Sample Qualifier		DU Result	DU Qualifier	Unit	D			RPD	RPD Limit
Total Dissolved Solids	290			288		mg/L				0.7	5

Lab Sample ID: MB 680-824557/1
Matrix: Water
Analysis Batch: 824557

Client Sample ID: Method Blank
Prep Type: Total/NA

Analyte	MB Result	MB Qualifier	RL	MDL	Unit	D	Prepared	Analyzed	Dil Fac
Total Dissolved Solids	<10		10	10	mg/L			02/26/24 11:53	1

Lab Sample ID: LCS 680-824557/2
Matrix: Water
Analysis Batch: 824557

Client Sample ID: Lab Control Sample
Prep Type: Total/NA

Analyte			Spike Added	LCS Result	LCS Qualifier	Unit	D	%Rec	%Rec Limits		
Total Dissolved Solids			2410	2420		mg/L		100	80 - 120		

Lab Sample ID: LCSD 680-824557/3
Matrix: Water
Analysis Batch: 824557

Client Sample ID: Lab Control Sample Dup
Prep Type: Total/NA

Analyte			Spike Added	LCSD Result	LCSD Qualifier	Unit	D	%Rec	%Rec Limits	RPD	RPD Limit
Total Dissolved Solids			2410	2430		mg/L		101	80 - 120	0	25

Method: 2540C-2011 - Total Dissolved Solids (Dried at 180 °C)

Lab Sample ID: 680-247011-3 DU
Matrix: Water
Analysis Batch: 824557

Client Sample ID: WAN-GWC-12
Prep Type: Total/NA

Analyte	Sample Result	Sample Qualifier	DU Result	DU Qualifier	Unit	D	RPD	RPD Limit
Total Dissolved Solids	220		232		mg/L		4	5

Lab Sample ID: MB 680-824823/1
Matrix: Water
Analysis Batch: 824823

Client Sample ID: Method Blank
Prep Type: Total/NA

Analyte	MB Result	MB Qualifier	RL	MDL	Unit	D	Prepared	Analyzed	Dil Fac
Total Dissolved Solids	<10		10	10	mg/L			02/27/24 15:11	1

Lab Sample ID: LCS 680-824823/2
Matrix: Water
Analysis Batch: 824823

Client Sample ID: Lab Control Sample
Prep Type: Total/NA

Analyte	Spike Added	LCS Result	LCS Qualifier	Unit	D	%Rec	%Rec Limits
Total Dissolved Solids	2410	2390		mg/L		99	80 - 120

Lab Sample ID: LCSD 680-824823/3
Matrix: Water
Analysis Batch: 824823

Client Sample ID: Lab Control Sample Dup
Prep Type: Total/NA

Analyte	Spike Added	LCSD Result	LCSD Qualifier	Unit	D	%Rec	%Rec Limits	RPD	RPD Limit
Total Dissolved Solids	2410	2390		mg/L		99	80 - 120	0	25

Lab Sample ID: 680-247092-C-1 DU
Matrix: Water
Analysis Batch: 824823

Client Sample ID: Duplicate
Prep Type: Total/NA

Analyte	Sample Result	Sample Qualifier	DU Result	DU Qualifier	Unit	D	RPD	RPD Limit
Total Dissolved Solids	350		320	F3	mg/L		10	5

Lab Sample ID: MB 680-824887/1
Matrix: Water
Analysis Batch: 824887

Client Sample ID: Method Blank
Prep Type: Total/NA

Analyte	MB Result	MB Qualifier	RL	MDL	Unit	D	Prepared	Analyzed	Dil Fac
Total Dissolved Solids	<10		10	10	mg/L			02/27/24 21:02	1

Lab Sample ID: LCS 680-824887/2
Matrix: Water
Analysis Batch: 824887

Client Sample ID: Lab Control Sample
Prep Type: Total/NA

Analyte	Spike Added	LCS Result	LCS Qualifier	Unit	D	%Rec	%Rec Limits
Total Dissolved Solids	2410	2440		mg/L		101	80 - 120

Lab Sample ID: LCSD 680-824887/3
Matrix: Water
Analysis Batch: 824887

Client Sample ID: Lab Control Sample Dup
Prep Type: Total/NA

Analyte	Spike Added	LCSD Result	LCSD Qualifier	Unit	D	%Rec	%Rec Limits	RPD	RPD Limit
Total Dissolved Solids	2410	2440		mg/L		101	80 - 120	0	25

Client: Southern Company
Project/Site: Plant Wansley Landfill

Job ID: 680-246863-1

Method: 2540C-2011 - Total Dissolved Solids (Dried at 180 °C)

Lab Sample ID: 680-247150-1 DU
Matrix: Water
Analysis Batch: 824887

Client Sample ID: WAN-GWC-7
Prep Type: Total/NA

Analyte	Sample Result	Sample Qualifier		DU Result	DU Qualifier	Unit	D			RPD	RPD Limit
Total Dissolved Solids	350			350		mg/L				0	5

HPLC/IC

Analysis Batch: 78646

Lab Sample ID	Client Sample ID	Prep Type	Matrix	Method	Prep Batch
680-247011-1	WAN-GWC-9	Total/NA	Water	300.0	
680-247011-2	WAN-GWC-10	Total/NA	Water	300.0	
680-247011-3	WAN-GWC-12	Total/NA	Water	300.0	
680-247011-4	WAN-GWC-13	Total/NA	Water	300.0	
680-247011-5	WAN-GWC-14	Total/NA	Water	300.0	
680-247011-6	WAN-GWC-17	Total/NA	Water	300.0	
680-247011-7	WAN-GWC-20	Total/NA	Water	300.0	
680-247011-8	WAN-GWC-21	Total/NA	Water	300.0	
680-247011-9	WAN-GWC-23	Total/NA	Water	300.0	
680-247011-10	WAN-GWC-26	Total/NA	Water	300.0	
680-247011-11	WAN-GWC-27	Total/NA	Water	300.0	
680-247011-12	WAN-GWC-32	Total/NA	Water	300.0	
680-247011-13	WAN-GWC-33	Total/NA	Water	300.0	
680-247011-14	WAN-LF-FD-05	Total/NA	Water	300.0	
680-247011-15	WAN-LF-FB-10	Total/NA	Water	300.0	
680-247011-16	WAN-LF-EB-04	Total/NA	Water	300.0	
680-247011-17	WAN-LF-EB-05	Total/NA	Water	300.0	
MB 670-78646/40	Method Blank	Total/NA	Water	300.0	
MB 670-78646/71	Method Blank	Total/NA	Water	300.0	
LCS 670-78646/69	Lab Control Sample	Total/NA	Water	300.0	
LCSD 670-78646/70	Lab Control Sample Dup	Total/NA	Water	300.0	
680-247011-9 MS	WAN-GWC-23	Total/NA	Water	300.0	
680-247011-9 MSD	WAN-GWC-23	Total/NA	Water	300.0	

Analysis Batch: 78891

Lab Sample ID	Client Sample ID	Prep Type	Matrix	Method	Prep Batch
680-247011-5	WAN-GWC-14	Total/NA	Water	300.0	
680-247150-1	WAN-GWC-7	Total/NA	Water	300.0	
680-247150-2	WAN-GWC-8	Total/NA	Water	300.0	
680-247150-3	WAN-GWC-15	Total/NA	Water	300.0	
680-247150-4	WAN-GWC-16	Total/NA	Water	300.0	
680-247150-5	WAN-GWC-18	Total/NA	Water	300.0	
680-247150-6	WAN-GWC-19	Total/NA	Water	300.0	
680-247150-7	WAN-GWC-24	Total/NA	Water	300.0	
680-247150-8	WAN-GWC-25	Total/NA	Water	300.0	
680-247150-9	WAN-GWC-30	Total/NA	Water	300.0	
680-247150-10	WAN-GWC-31	Total/NA	Water	300.0	
680-247150-11	WAN-GWC-34	Total/NA	Water	300.0	
680-247150-12	WAN-GWC-35	Total/NA	Water	300.0	
680-247150-13	WAN-LF-FB-11	Total/NA	Water	300.0	
680-247150-14	WAN-LF-EB-06	Total/NA	Water	300.0	
MB 670-78891/37	Method Blank	Total/NA	Water	300.0	
MB 670-78891/6	Method Blank	Total/NA	Water	300.0	
MB 670-78891/68	Method Blank	Total/NA	Water	300.0	
LCS 670-78891/35	Lab Control Sample	Total/NA	Water	300.0	
LCS 670-78891/4	Lab Control Sample	Total/NA	Water	300.0	
LCS 670-78891/66	Lab Control Sample	Total/NA	Water	300.0	
LCSD 670-78891/36	Lab Control Sample Dup	Total/NA	Water	300.0	
LCSD 670-78891/5	Lab Control Sample Dup	Total/NA	Water	300.0	
LCSD 670-78891/67	Lab Control Sample Dup	Total/NA	Water	300.0	
680-247074-D-1 MS	Matrix Spike	Total/NA	Water	300.0	

HPLC/IC (Continued)

Analysis Batch: 78891 (Continued)

Lab Sample ID	Client Sample ID	Prep Type	Matrix	Method	Prep Batch
680-247074-D-1 MSD	Matrix Spike Duplicate	Total/NA	Water	300.0	
680-247150-5 MS	WAN-GWC-18	Total/NA	Water	300.0	
680-247150-5 MSD	WAN-GWC-18	Total/NA	Water	300.0	
680-247150-13 MS	WAN-LF-FB-11	Total/NA	Water	300.0	
680-247150-13 MSD	WAN-LF-FB-11	Total/NA	Water	300.0	
680-247150-14 MS	WAN-LF-EB-06	Total/NA	Water	300.0	
680-247150-14 MSD	WAN-LF-EB-06	Total/NA	Water	300.0	

Analysis Batch: 79096

Lab Sample ID	Client Sample ID	Prep Type	Matrix	Method	Prep Batch
680-247150-15	WAN-LF-EB-07	Total/NA	Water	300.0	
MB 670-79096/6	Method Blank	Total/NA	Water	300.0	
LCS 670-79096/4	Lab Control Sample	Total/NA	Water	300.0	
LCSD 670-79096/5	Lab Control Sample Dup	Total/NA	Water	300.0	
680-247150-15 MS	WAN-LF-EB-07	Total/NA	Water	300.0	
680-247150-15 MSD	WAN-LF-EB-07	Total/NA	Water	300.0	

Analysis Batch: 825136

Lab Sample ID	Client Sample ID	Prep Type	Matrix	Method	Prep Batch
680-246877-1	WAN-GWC-5	Total/NA	Water	300.0-1993 R2.1	
MB 680-825136/1002	Method Blank	Total/NA	Water	300.0-1993 R2.1	
LCS 680-825136/4	Lab Control Sample	Total/NA	Water	300.0-1993 R2.1	
LCSD 680-825136/5	Lab Control Sample Dup	Total/NA	Water	300.0-1993 R2.1	
752-16771-B-1 MS	Matrix Spike	Total/NA	Water	300.0-1993 R2.1	
752-16771-B-1 MSD	Matrix Spike Duplicate	Total/NA	Water	300.0-1993 R2.1	

Analysis Batch: 825238

Lab Sample ID	Client Sample ID	Prep Type	Matrix	Method	Prep Batch
680-246863-1	WAN-GWA-1	Total/NA	Water	300.0-1993 R2.1	
680-246863-2	WAN-GWA-2	Total/NA	Water	300.0-1993 R2.1	
680-246863-3	WAN-GWA-4	Total/NA	Water	300.0-1993 R2.1	
680-246863-4	WAN-GWA-28	Total/NA	Water	300.0-1993 R2.1	
MB 680-825238/36	Method Blank	Total/NA	Water	300.0-1993 R2.1	
LCS 680-825238/100	Lab Control Sample	Total/NA	Water	300.0-1993 R2.1	
LCSD 680-825238/99	Lab Control Sample Dup	Total/NA	Water	300.0-1993 R2.1	
680-246862-H-9 MS	Matrix Spike	Total/NA	Water	300.0-1993 R2.1	
680-246862-H-9 MSD	Matrix Spike Duplicate	Total/NA	Water	300.0-1993 R2.1	

Analysis Batch: 825241

Lab Sample ID	Client Sample ID	Prep Type	Matrix	Method	Prep Batch
680-246863-5	WAN-GWA-29	Total/NA	Water	300.0-1993 R2.1	
680-246863-6	WAN-GWC-6	Total/NA	Water	300.0-1993 R2.1	
680-246863-7	WAN-GWC-11	Total/NA	Water	300.0-1993 R2.1	
680-246863-8	WAN-LF-FD-04	Total/NA	Water	300.0-1993 R2.1	
680-246877-2	WAN-GWC-22	Total/NA	Water	300.0-1993 R2.1	
MB 680-825241/67	Method Blank	Total/NA	Water	300.0-1993 R2.1	
LCS 680-825241/102	Lab Control Sample	Total/NA	Water	300.0-1993 R2.1	
LCSD 680-825241/101	Lab Control Sample Dup	Total/NA	Water	300.0-1993 R2.1	
680-246863-5 MS	WAN-GWA-29	Total/NA	Water	300.0-1993 R2.1	
680-246863-5 MSD	WAN-GWA-29	Total/NA	Water	300.0-1993 R2.1	

Metals

Prep Batch: 823457

Lab Sample ID	Client Sample ID	Prep Type	Matrix	Method	Prep Batch
680-246863-1	WAN-GWA-1	Total Recoverable	Water	3005A	
MB 680-823457/1-A	Method Blank	Total Recoverable	Water	3005A	
LCS 680-823457/2-A	Lab Control Sample	Total Recoverable	Water	3005A	
680-246862-F-1-B MS	Matrix Spike	Total Recoverable	Water	3005A	
680-246862-F-1-C MSD	Matrix Spike Duplicate	Total Recoverable	Water	3005A	

Prep Batch: 823460

Lab Sample ID	Client Sample ID	Prep Type	Matrix	Method	Prep Batch
680-246863-2	WAN-GWA-2	Total Recoverable	Water	3005A	
680-246863-3	WAN-GWA-4	Total Recoverable	Water	3005A	
680-246863-4	WAN-GWA-28	Total Recoverable	Water	3005A	
680-246863-5	WAN-GWA-29	Total Recoverable	Water	3005A	
680-246863-6	WAN-GWC-6	Total Recoverable	Water	3005A	
680-246863-7	WAN-GWC-11	Total Recoverable	Water	3005A	
680-246863-8	WAN-LF-FD-04	Total Recoverable	Water	3005A	
MB 680-823460/1-A	Method Blank	Total Recoverable	Water	3005A	
LCS 680-823460/2-A	Lab Control Sample	Total Recoverable	Water	3005A	
680-246863-2 MS	WAN-GWA-2	Total Recoverable	Water	3005A	
680-246863-2 MSD	WAN-GWA-2	Total Recoverable	Water	3005A	

Prep Batch: 823462

Lab Sample ID	Client Sample ID	Prep Type	Matrix	Method	Prep Batch
680-246877-1	WAN-GWC-5	Total Recoverable	Water	3005A	
680-246877-2	WAN-GWC-22	Total Recoverable	Water	3005A	
MB 680-823462/1-A	Method Blank	Total Recoverable	Water	3005A	
LCS 680-823462/2-A	Lab Control Sample	Total Recoverable	Water	3005A	
680-246872-F-5-B MS	Matrix Spike	Total Recoverable	Water	3005A	
680-246872-F-5-C MSD	Matrix Spike Duplicate	Total Recoverable	Water	3005A	

Prep Batch: 823633

Lab Sample ID	Client Sample ID	Prep Type	Matrix	Method	Prep Batch
680-246863-1	WAN-GWA-1	Total/NA	Water	7470A	
MB 680-823633/1-A	Method Blank	Total/NA	Water	7470A	
LCS 680-823633/2-A	Lab Control Sample	Total/NA	Water	7470A	
400-250690-H-2-D MS	Matrix Spike	Total/NA	Water	7470A	
400-250690-H-2-E MSD	Matrix Spike Duplicate	Total/NA	Water	7470A	

Prep Batch: 823643

Lab Sample ID	Client Sample ID	Prep Type	Matrix	Method	Prep Batch
680-246863-2	WAN-GWA-2	Total/NA	Water	7470A	
680-246863-3	WAN-GWA-4	Total/NA	Water	7470A	
680-246863-4	WAN-GWA-28	Total/NA	Water	7470A	
680-246863-5	WAN-GWA-29	Total/NA	Water	7470A	
680-246863-6	WAN-GWC-6	Total/NA	Water	7470A	
680-246863-7	WAN-GWC-11	Total/NA	Water	7470A	
680-246863-8	WAN-LF-FD-04	Total/NA	Water	7470A	
680-246877-1	WAN-GWC-5	Total/NA	Water	7470A	
680-246877-2	WAN-GWC-22	Total/NA	Water	7470A	
MB 680-823643/1-A	Method Blank	Total/NA	Water	7470A	
LCS 680-823643/2-A	Lab Control Sample	Total/NA	Water	7470A	
680-246862-F-11-D MS	Matrix Spike	Total/NA	Water	7470A	

Metals (Continued)

Prep Batch: 823643 (Continued)

Lab Sample ID	Client Sample ID	Prep Type	Matrix	Method	Prep Batch
680-246862-F-11-E MSD	Matrix Spike Duplicate	Total/NA	Water	7470A	

Analysis Batch: 823730

Lab Sample ID	Client Sample ID	Prep Type	Matrix	Method	Prep Batch
680-246863-2	WAN-GWA-2	Total Recoverable	Water	6020B	823460
680-246863-3	WAN-GWA-4	Total Recoverable	Water	6020B	823460
680-246863-4	WAN-GWA-28	Total Recoverable	Water	6020B	823460
680-246863-5	WAN-GWA-29	Total Recoverable	Water	6020B	823460
680-246863-6	WAN-GWC-6	Total Recoverable	Water	6020B	823460
680-246863-7	WAN-GWC-11	Total Recoverable	Water	6020B	823460
680-246863-8	WAN-LF-FD-04	Total Recoverable	Water	6020B	823460
680-246877-1	WAN-GWC-5	Total Recoverable	Water	6020B	823462
680-246877-2	WAN-GWC-22	Total Recoverable	Water	6020B	823462
MB 680-823460/1-A	Method Blank	Total Recoverable	Water	6020B	823460
MB 680-823462/1-A	Method Blank	Total Recoverable	Water	6020B	823462
LCS 680-823460/2-A	Lab Control Sample	Total Recoverable	Water	6020B	823460
LCS 680-823462/2-A	Lab Control Sample	Total Recoverable	Water	6020B	823462
680-246863-2 MS	WAN-GWA-2	Total Recoverable	Water	6020B	823460
680-246863-2 MSD	WAN-GWA-2	Total Recoverable	Water	6020B	823460
680-246872-F-5-B MS	Matrix Spike	Total Recoverable	Water	6020B	823462
680-246872-F-5-C MSD	Matrix Spike Duplicate	Total Recoverable	Water	6020B	823462

Analysis Batch: 823946

Lab Sample ID	Client Sample ID	Prep Type	Matrix	Method	Prep Batch
680-246863-2	WAN-GWA-2	Total/NA	Water	7470A	823643
680-246863-3	WAN-GWA-4	Total/NA	Water	7470A	823643
680-246863-4	WAN-GWA-28	Total/NA	Water	7470A	823643
680-246863-5	WAN-GWA-29	Total/NA	Water	7470A	823643
680-246863-6	WAN-GWC-6	Total/NA	Water	7470A	823643
680-246863-7	WAN-GWC-11	Total/NA	Water	7470A	823643
680-246863-8	WAN-LF-FD-04	Total/NA	Water	7470A	823643
680-246877-1	WAN-GWC-5	Total/NA	Water	7470A	823643
680-246877-2	WAN-GWC-22	Total/NA	Water	7470A	823643
MB 680-823643/1-A	Method Blank	Total/NA	Water	7470A	823643
LCS 680-823643/2-A	Lab Control Sample	Total/NA	Water	7470A	823643
680-246862-F-11-D MS	Matrix Spike	Total/NA	Water	7470A	823643
680-246862-F-11-E MSD	Matrix Spike Duplicate	Total/NA	Water	7470A	823643

Analysis Batch: 824013

Lab Sample ID	Client Sample ID	Prep Type	Matrix	Method	Prep Batch
680-246863-1	WAN-GWA-1	Total/NA	Water	7470A	823633
MB 680-823633/1-A	Method Blank	Total/NA	Water	7470A	823633
LCS 680-823633/2-A	Lab Control Sample	Total/NA	Water	7470A	823633
400-250690-H-2-D MS	Matrix Spike	Total/NA	Water	7470A	823633
400-250690-H-2-E MSD	Matrix Spike Duplicate	Total/NA	Water	7470A	823633

Prep Batch: 824108

Lab Sample ID	Client Sample ID	Prep Type	Matrix	Method	Prep Batch
680-247011-17	WAN-LF-EB-05	Total Recoverable	Water	3005A	
MB 680-824108/1-A	Method Blank	Total Recoverable	Water	3005A	
LCS 680-824108/2-A	Lab Control Sample	Total Recoverable	Water	3005A	

Metals (Continued)

Prep Batch: 824108 (Continued)

Lab Sample ID	Client Sample ID	Prep Type	Matrix	Method	Prep Batch
680-246993-A-3-E MS	Matrix Spike	Total Recoverable	Water	3005A	
680-246993-A-3-F MSD	Matrix Spike Duplicate	Total Recoverable	Water	3005A	

Prep Batch: 824116

Lab Sample ID	Client Sample ID	Prep Type	Matrix	Method	Prep Batch
680-247011-1	WAN-GWC-9	Total Recoverable	Water	3005A	
680-247011-2	WAN-GWC-10	Total Recoverable	Water	3005A	
680-247011-3	WAN-GWC-12	Total Recoverable	Water	3005A	
680-247011-4	WAN-GWC-13	Total Recoverable	Water	3005A	
680-247011-5	WAN-GWC-14	Total Recoverable	Water	3005A	
680-247011-6	WAN-GWC-17	Total Recoverable	Water	3005A	
680-247011-7	WAN-GWC-20	Total Recoverable	Water	3005A	
680-247011-8	WAN-GWC-21	Total Recoverable	Water	3005A	
680-247011-9	WAN-GWC-23	Total Recoverable	Water	3005A	
680-247011-10	WAN-GWC-26	Total Recoverable	Water	3005A	
MB 680-824116/1-A	Method Blank	Total Recoverable	Water	3005A	
LCS 680-824116/2-A	Lab Control Sample	Total Recoverable	Water	3005A	
680-247015-E-1-E MS	Matrix Spike	Total Recoverable	Water	3005A	
680-247015-E-1-F MSD	Matrix Spike Duplicate	Total Recoverable	Water	3005A	

Prep Batch: 824118

Lab Sample ID	Client Sample ID	Prep Type	Matrix	Method	Prep Batch
680-247011-11	WAN-GWC-27	Total Recoverable	Water	3005A	
680-247011-12	WAN-GWC-32	Total Recoverable	Water	3005A	
680-247011-13	WAN-GWC-33	Total Recoverable	Water	3005A	
680-247011-14	WAN-LF-FD-05	Total Recoverable	Water	3005A	
680-247011-15	WAN-LF-FB-10	Total Recoverable	Water	3005A	
680-247011-16	WAN-LF-EB-04	Total Recoverable	Water	3005A	
MB 680-824118/1-A	Method Blank	Total Recoverable	Water	3005A	
LCS 680-824118/2-A	Lab Control Sample	Total Recoverable	Water	3005A	
680-247011-11 MS	WAN-GWC-27	Total Recoverable	Water	3005A	
680-247011-11 MSD	WAN-GWC-27	Total Recoverable	Water	3005A	

Analysis Batch: 824202

Lab Sample ID	Client Sample ID	Prep Type	Matrix	Method	Prep Batch
680-246863-1	WAN-GWA-1	Total Recoverable	Water	6020B	823457
MB 680-823457/1-A	Method Blank	Total Recoverable	Water	6020B	823457
LCS 680-823457/2-A	Lab Control Sample	Total Recoverable	Water	6020B	823457
680-246862-F-1-B MS	Matrix Spike	Total Recoverable	Water	6020B	823457
680-246862-F-1-C MSD	Matrix Spike Duplicate	Total Recoverable	Water	6020B	823457

Analysis Batch: 824321

Lab Sample ID	Client Sample ID	Prep Type	Matrix	Method	Prep Batch
680-247011-1	WAN-GWC-9	Total Recoverable	Water	6020B	824116
680-247011-2	WAN-GWC-10	Total Recoverable	Water	6020B	824116
680-247011-3	WAN-GWC-12	Total Recoverable	Water	6020B	824116
680-247011-4	WAN-GWC-13	Total Recoverable	Water	6020B	824116
680-247011-5	WAN-GWC-14	Total Recoverable	Water	6020B	824116
680-247011-6	WAN-GWC-17	Total Recoverable	Water	6020B	824116
680-247011-7	WAN-GWC-20	Total Recoverable	Water	6020B	824116
680-247011-8	WAN-GWC-21	Total Recoverable	Water	6020B	824116

Metals (Continued)

Analysis Batch: 824321 (Continued)

Lab Sample ID	Client Sample ID	Prep Type	Matrix	Method	Prep Batch
680-247011-9	WAN-GWC-23	Total Recoverable	Water	6020B	824116
680-247011-10	WAN-GWC-26	Total Recoverable	Water	6020B	824116
680-247011-11	WAN-GWC-27	Total Recoverable	Water	6020B	824118
680-247011-12	WAN-GWC-32	Total Recoverable	Water	6020B	824118
680-247011-13	WAN-GWC-33	Total Recoverable	Water	6020B	824118
680-247011-14	WAN-LF-FD-05	Total Recoverable	Water	6020B	824118
680-247011-15	WAN-LF-FB-10	Total Recoverable	Water	6020B	824118
680-247011-16	WAN-LF-EB-04	Total Recoverable	Water	6020B	824118
MB 680-824116/1-A	Method Blank	Total Recoverable	Water	6020B	824116
MB 680-824118/1-A	Method Blank	Total Recoverable	Water	6020B	824118
LCS 680-824116/2-A	Lab Control Sample	Total Recoverable	Water	6020B	824116
LCS 680-824118/2-A	Lab Control Sample	Total Recoverable	Water	6020B	824118
680-247011-11 MS	WAN-GWC-27	Total Recoverable	Water	6020B	824118
680-247011-11 MSD	WAN-GWC-27	Total Recoverable	Water	6020B	824118
680-247015-E-1-E MS	Matrix Spike	Total Recoverable	Water	6020B	824116
680-247015-E-1-F MSD	Matrix Spike Duplicate	Total Recoverable	Water	6020B	824116

Analysis Batch: 824322

Lab Sample ID	Client Sample ID	Prep Type	Matrix	Method	Prep Batch
680-247011-17	WAN-LF-EB-05	Total Recoverable	Water	6020B	824108
MB 680-824108/1-A	Method Blank	Total Recoverable	Water	6020B	824108
LCS 680-824108/2-A	Lab Control Sample	Total Recoverable	Water	6020B	824108
680-246993-A-3-E MS	Matrix Spike	Total Recoverable	Water	6020B	824108
680-246993-A-3-F MSD	Matrix Spike Duplicate	Total Recoverable	Water	6020B	824108

Analysis Batch: 824440

Lab Sample ID	Client Sample ID	Prep Type	Matrix	Method	Prep Batch
680-247011-1	WAN-GWC-9	Total Recoverable	Water	6020B	824116
680-247011-2	WAN-GWC-10	Total Recoverable	Water	6020B	824116
680-247011-3	WAN-GWC-12	Total Recoverable	Water	6020B	824116
680-247011-4	WAN-GWC-13	Total Recoverable	Water	6020B	824116
680-247011-5	WAN-GWC-14	Total Recoverable	Water	6020B	824116
680-247011-6	WAN-GWC-17	Total Recoverable	Water	6020B	824116
680-247011-7	WAN-GWC-20	Total Recoverable	Water	6020B	824116
680-247011-8	WAN-GWC-21	Total Recoverable	Water	6020B	824116
680-247011-9	WAN-GWC-23	Total Recoverable	Water	6020B	824116
680-247011-10	WAN-GWC-26	Total Recoverable	Water	6020B	824116
MB 680-824116/1-A	Method Blank	Total Recoverable	Water	6020B	824116
LCS 680-824116/2-A	Lab Control Sample	Total Recoverable	Water	6020B	824116
680-247015-E-1-E MS	Matrix Spike	Total Recoverable	Water	6020B	824116
680-247015-E-1-F MSD	Matrix Spike Duplicate	Total Recoverable	Water	6020B	824116

Prep Batch: 824585

Lab Sample ID	Client Sample ID	Prep Type	Matrix	Method	Prep Batch
680-247011-1	WAN-GWC-9	Total/NA	Water	7470A	
680-247011-2	WAN-GWC-10	Total/NA	Water	7470A	
680-247011-3	WAN-GWC-12	Total/NA	Water	7470A	
MB 680-824585/1-A	Method Blank	Total/NA	Water	7470A	
LCS 680-824585/2-A	Lab Control Sample	Total/NA	Water	7470A	
680-247021-F-4-D MS	Matrix Spike	Total/NA	Water	7470A	
680-247021-F-4-E MSD	Matrix Spike Duplicate	Total/NA	Water	7470A	

Metals

Prep Batch: 824599

Lab Sample ID	Client Sample ID	Prep Type	Matrix	Method	Prep Batch
680-247011-4	WAN-GWC-13	Total/NA	Water	7470A	
680-247011-5	WAN-GWC-14	Total/NA	Water	7470A	
680-247011-6	WAN-GWC-17	Total/NA	Water	7470A	
680-247011-7	WAN-GWC-20	Total/NA	Water	7470A	
680-247011-8	WAN-GWC-21	Total/NA	Water	7470A	
680-247011-9	WAN-GWC-23	Total/NA	Water	7470A	
680-247011-10	WAN-GWC-26	Total/NA	Water	7470A	
680-247011-11	WAN-GWC-27	Total/NA	Water	7470A	
680-247011-12	WAN-GWC-32	Total/NA	Water	7470A	
680-247011-13	WAN-GWC-33	Total/NA	Water	7470A	
680-247011-14	WAN-LF-FD-05	Total/NA	Water	7470A	
680-247011-15	WAN-LF-FB-10	Total/NA	Water	7470A	
680-247011-16	WAN-LF-EB-04	Total/NA	Water	7470A	
680-247011-17	WAN-LF-EB-05	Total/NA	Water	7470A	
MB 680-824599/1-A	Method Blank	Total/NA	Water	7470A	
LCS 680-824599/2-A	Lab Control Sample	Total/NA	Water	7470A	
680-247011-4 MS	WAN-GWC-13	Total/NA	Water	7470A	
680-247011-4 MSD	WAN-GWC-13	Total/NA	Water	7470A	

Prep Batch: 824663

Lab Sample ID	Client Sample ID	Prep Type	Matrix	Method	Prep Batch
680-247150-15	WAN-LF-EB-07	Total Recoverable	Water	3005A	
MB 680-824663/1-A	Method Blank	Total Recoverable	Water	3005A	
LCS 680-824663/2-A	Lab Control Sample	Total Recoverable	Water	3005A	
400-251615-D-1-B MS	Matrix Spike	Total Recoverable	Water	3005A	
400-251615-D-1-C MSD	Matrix Spike Duplicate	Total Recoverable	Water	3005A	

Prep Batch: 824664

Lab Sample ID	Client Sample ID	Prep Type	Matrix	Method	Prep Batch
680-247150-7	WAN-GWC-24	Total Recoverable	Water	3005A	
680-247150-8	WAN-GWC-25	Total Recoverable	Water	3005A	
680-247150-9	WAN-GWC-30	Total Recoverable	Water	3005A	
680-247150-10	WAN-GWC-31	Total Recoverable	Water	3005A	
680-247150-11	WAN-GWC-34	Total Recoverable	Water	3005A	
680-247150-12	WAN-GWC-35	Total Recoverable	Water	3005A	
680-247150-13	WAN-LF-FB-11	Total Recoverable	Water	3005A	
680-247150-14	WAN-LF-EB-06	Total Recoverable	Water	3005A	
MB 680-824664/1-A	Method Blank	Total Recoverable	Water	3005A	
LCS 680-824664/2-A	Lab Control Sample	Total Recoverable	Water	3005A	
680-247150-8 MS	WAN-GWC-25	Total Recoverable	Water	3005A	
680-247150-8 MSD	WAN-GWC-25	Total Recoverable	Water	3005A	

Prep Batch: 824667

Lab Sample ID	Client Sample ID	Prep Type	Matrix	Method	Prep Batch
680-247150-1	WAN-GWC-7	Total Recoverable	Water	3005A	
680-247150-2	WAN-GWC-8	Total Recoverable	Water	3005A	
680-247150-3	WAN-GWC-15	Total Recoverable	Water	3005A	
680-247150-4	WAN-GWC-16	Total Recoverable	Water	3005A	
680-247150-5	WAN-GWC-18	Total Recoverable	Water	3005A	
680-247150-6	WAN-GWC-19	Total Recoverable	Water	3005A	
MB 680-824667/1-A	Method Blank	Total Recoverable	Water	3005A	

Metals (Continued)

Prep Batch: 824667 (Continued)

Lab Sample ID	Client Sample ID	Prep Type	Matrix	Method	Prep Batch
LCS 680-824667/2-A	Lab Control Sample	Total Recoverable	Water	3005A	
680-247150-1 MS	WAN-GWC-7	Total Recoverable	Water	3005A	
680-247150-1 MSD	WAN-GWC-7	Total Recoverable	Water	3005A	

Analysis Batch: 824780

Lab Sample ID	Client Sample ID	Prep Type	Matrix	Method	Prep Batch
680-247011-1	WAN-GWC-9	Total/NA	Water	7470A	824585
680-247011-2	WAN-GWC-10	Total/NA	Water	7470A	824585
680-247011-3	WAN-GWC-12	Total/NA	Water	7470A	824585
680-247011-4	WAN-GWC-13	Total/NA	Water	7470A	824599
680-247011-5	WAN-GWC-14	Total/NA	Water	7470A	824599
680-247011-6	WAN-GWC-17	Total/NA	Water	7470A	824599
680-247011-7	WAN-GWC-20	Total/NA	Water	7470A	824599
680-247011-8	WAN-GWC-21	Total/NA	Water	7470A	824599
680-247011-9	WAN-GWC-23	Total/NA	Water	7470A	824599
680-247011-10	WAN-GWC-26	Total/NA	Water	7470A	824599
680-247011-11	WAN-GWC-27	Total/NA	Water	7470A	824599
680-247011-12	WAN-GWC-32	Total/NA	Water	7470A	824599
680-247011-13	WAN-GWC-33	Total/NA	Water	7470A	824599
680-247011-14	WAN-LF-FD-05	Total/NA	Water	7470A	824599
680-247011-15	WAN-LF-FB-10	Total/NA	Water	7470A	824599
680-247011-16	WAN-LF-EB-04	Total/NA	Water	7470A	824599
680-247011-17	WAN-LF-EB-05	Total/NA	Water	7470A	824599
MB 680-824585/1-A	Method Blank	Total/NA	Water	7470A	824585
MB 680-824599/1-A	Method Blank	Total/NA	Water	7470A	824599
LCS 680-824585/2-A	Lab Control Sample	Total/NA	Water	7470A	824585
LCS 680-824599/2-A	Lab Control Sample	Total/NA	Water	7470A	824599
680-247011-4 MS	WAN-GWC-13	Total/NA	Water	7470A	824599
680-247011-4 MSD	WAN-GWC-13	Total/NA	Water	7470A	824599
680-247021-F-4-D MS	Matrix Spike	Total/NA	Water	7470A	824585
680-247021-F-4-E MSD	Matrix Spike Duplicate	Total/NA	Water	7470A	824585

Analysis Batch: 824936

Lab Sample ID	Client Sample ID	Prep Type	Matrix	Method	Prep Batch
680-247150-1	WAN-GWC-7	Total Recoverable	Water	6020B	824667
680-247150-2	WAN-GWC-8	Total Recoverable	Water	6020B	824667
680-247150-3	WAN-GWC-15	Total Recoverable	Water	6020B	824667
680-247150-4	WAN-GWC-16	Total Recoverable	Water	6020B	824667
680-247150-5	WAN-GWC-18	Total Recoverable	Water	6020B	824667
680-247150-6	WAN-GWC-19	Total Recoverable	Water	6020B	824667
680-247150-7	WAN-GWC-24	Total Recoverable	Water	6020B	824664
680-247150-8	WAN-GWC-25	Total Recoverable	Water	6020B	824664
680-247150-9	WAN-GWC-30	Total Recoverable	Water	6020B	824664
680-247150-10	WAN-GWC-31	Total Recoverable	Water	6020B	824664
680-247150-11	WAN-GWC-34	Total Recoverable	Water	6020B	824664
680-247150-12	WAN-GWC-35	Total Recoverable	Water	6020B	824664
680-247150-13	WAN-LF-FB-11	Total Recoverable	Water	6020B	824664
680-247150-14	WAN-LF-EB-06	Total Recoverable	Water	6020B	824664
680-247150-15	WAN-LF-EB-07	Total Recoverable	Water	6020B	824663
MB 680-824663/1-A	Method Blank	Total Recoverable	Water	6020B	824663
MB 680-824664/1-A	Method Blank	Total Recoverable	Water	6020B	824664

Metals (Continued)

Analysis Batch: 824936 (Continued)

Lab Sample ID	Client Sample ID	Prep Type	Matrix	Method	Prep Batch
MB 680-824667/1-A	Method Blank	Total Recoverable	Water	6020B	824667
LCS 680-824663/2-A	Lab Control Sample	Total Recoverable	Water	6020B	824663
LCS 680-824664/2-A	Lab Control Sample	Total Recoverable	Water	6020B	824664
LCS 680-824667/2-A	Lab Control Sample	Total Recoverable	Water	6020B	824667
400-251615-D-1-B MS	Matrix Spike	Total Recoverable	Water	6020B	824663
400-251615-D-1-C MSD	Matrix Spike Duplicate	Total Recoverable	Water	6020B	824663
680-247150-1 MS	WAN-GWC-7	Total Recoverable	Water	6020B	824667
680-247150-1 MSD	WAN-GWC-7	Total Recoverable	Water	6020B	824667
680-247150-8 MS	WAN-GWC-25	Total Recoverable	Water	6020B	824664
680-247150-8 MSD	WAN-GWC-25	Total Recoverable	Water	6020B	824664

Prep Batch: 825157

Lab Sample ID	Client Sample ID	Prep Type	Matrix	Method	Prep Batch
680-247150-1	WAN-GWC-7	Total/NA	Water	7470A	
680-247150-2	WAN-GWC-8	Total/NA	Water	7470A	
680-247150-3	WAN-GWC-15	Total/NA	Water	7470A	
680-247150-4	WAN-GWC-16	Total/NA	Water	7470A	
680-247150-5	WAN-GWC-18	Total/NA	Water	7470A	
680-247150-6	WAN-GWC-19	Total/NA	Water	7470A	
680-247150-7	WAN-GWC-24	Total/NA	Water	7470A	
MB 680-825157/1-A	Method Blank	Total/NA	Water	7470A	
LCS 680-825157/2-A	Lab Control Sample	Total/NA	Water	7470A	
680-247026-G-5-C MS	Matrix Spike	Total/NA	Water	7470A	
680-247026-G-5-D MSD	Matrix Spike Duplicate	Total/NA	Water	7470A	

Prep Batch: 825175

Lab Sample ID	Client Sample ID	Prep Type	Matrix	Method	Prep Batch
680-247150-8	WAN-GWC-25	Total/NA	Water	7470A	
MB 680-825175/1-A	Method Blank	Total/NA	Water	7470A	
LCS 680-825175/2-A	Lab Control Sample	Total/NA	Water	7470A	
680-247099-C-3-D MS	Matrix Spike	Total/NA	Water	7470A	
680-247099-C-3-E MSD	Matrix Spike Duplicate	Total/NA	Water	7470A	

Prep Batch: 825198

Lab Sample ID	Client Sample ID	Prep Type	Matrix	Method	Prep Batch
680-247150-9	WAN-GWC-30	Total/NA	Water	7470A	
680-247150-10	WAN-GWC-31	Total/NA	Water	7470A	
680-247150-11	WAN-GWC-34	Total/NA	Water	7470A	
680-247150-12	WAN-GWC-35	Total/NA	Water	7470A	
680-247150-13	WAN-LF-FB-11	Total/NA	Water	7470A	
680-247150-14	WAN-LF-EB-06	Total/NA	Water	7470A	
680-247150-15	WAN-LF-EB-07	Total/NA	Water	7470A	
MB 680-825198/1-A	Method Blank	Total/NA	Water	7470A	
LCS 680-825198/2-A	Lab Control Sample	Total/NA	Water	7470A	
680-247150-9 MS	WAN-GWC-30	Total/NA	Water	7470A	
680-247150-9 MSD	WAN-GWC-30	Total/NA	Water	7470A	

Analysis Batch: 825433

Lab Sample ID	Client Sample ID	Prep Type	Matrix	Method	Prep Batch
680-247150-1	WAN-GWC-7	Total/NA	Water	7470A	825157
680-247150-2	WAN-GWC-8	Total/NA	Water	7470A	825157

Metals (Continued)

Analysis Batch: 825433 (Continued)

Lab Sample ID	Client Sample ID	Prep Type	Matrix	Method	Prep Batch
680-247150-3	WAN-GWC-15	Total/NA	Water	7470A	825157
680-247150-4	WAN-GWC-16	Total/NA	Water	7470A	825157
680-247150-5	WAN-GWC-18	Total/NA	Water	7470A	825157
680-247150-6	WAN-GWC-19	Total/NA	Water	7470A	825157
680-247150-7	WAN-GWC-24	Total/NA	Water	7470A	825157
680-247150-8	WAN-GWC-25	Total/NA	Water	7470A	825175
680-247150-9	WAN-GWC-30	Total/NA	Water	7470A	825198
680-247150-10	WAN-GWC-31	Total/NA	Water	7470A	825198
680-247150-11	WAN-GWC-34	Total/NA	Water	7470A	825198
680-247150-12	WAN-GWC-35	Total/NA	Water	7470A	825198
680-247150-13	WAN-LF-FB-11	Total/NA	Water	7470A	825198
680-247150-14	WAN-LF-EB-06	Total/NA	Water	7470A	825198
680-247150-15	WAN-LF-EB-07	Total/NA	Water	7470A	825198
MB 680-825157/1-A	Method Blank	Total/NA	Water	7470A	825157
MB 680-825175/1-A	Method Blank	Total/NA	Water	7470A	825175
MB 680-825198/1-A	Method Blank	Total/NA	Water	7470A	825198
LCS 680-825157/2-A	Lab Control Sample	Total/NA	Water	7470A	825157
LCS 680-825175/2-A	Lab Control Sample	Total/NA	Water	7470A	825175
LCS 680-825198/2-A	Lab Control Sample	Total/NA	Water	7470A	825198
680-247026-G-5-C MS	Matrix Spike	Total/NA	Water	7470A	825157
680-247026-G-5-D MSD	Matrix Spike Duplicate	Total/NA	Water	7470A	825157
680-247099-C-3-D MS	Matrix Spike	Total/NA	Water	7470A	825175
680-247099-C-3-E MSD	Matrix Spike Duplicate	Total/NA	Water	7470A	825175
680-247150-9 MS	WAN-GWC-30	Total/NA	Water	7470A	825198
680-247150-9 MSD	WAN-GWC-30	Total/NA	Water	7470A	825198

General Chemistry

Analysis Batch: 823340

Lab Sample ID	Client Sample ID	Prep Type	Matrix	Method	Prep Batch
680-246863-1	WAN-GWA-1	Total/NA	Water	2540C-2011	
MB 680-823340/1	Method Blank	Total/NA	Water	2540C-2011	
LCS 680-823340/2	Lab Control Sample	Total/NA	Water	2540C-2011	
LCSD 680-823340/3	Lab Control Sample Dup	Total/NA	Water	2540C-2011	
680-246830-C-1 DU	Duplicate	Total/NA	Water	2540C-2011	

Analysis Batch: 823618

Lab Sample ID	Client Sample ID	Prep Type	Matrix	Method	Prep Batch
680-246863-2	WAN-GWA-2	Total/NA	Water	2540C-2011	
680-246863-3	WAN-GWA-4	Total/NA	Water	2540C-2011	
680-246863-4	WAN-GWA-28	Total/NA	Water	2540C-2011	
680-246863-5	WAN-GWA-29	Total/NA	Water	2540C-2011	
680-246863-6	WAN-GWC-6	Total/NA	Water	2540C-2011	
680-246863-7	WAN-GWC-11	Total/NA	Water	2540C-2011	
680-246863-8	WAN-LF-FD-04	Total/NA	Water	2540C-2011	
680-246877-1	WAN-GWC-5	Total/NA	Water	2540C-2011	
680-246877-2	WAN-GWC-22	Total/NA	Water	2540C-2011	
MB 680-823618/1	Method Blank	Total/NA	Water	2540C-2011	
LCS 680-823618/2	Lab Control Sample	Total/NA	Water	2540C-2011	
LCSD 680-823618/3	Lab Control Sample Dup	Total/NA	Water	2540C-2011	
680-246862-C-15 DU	Duplicate	Total/NA	Water	2540C-2011	

General Chemistry (Continued)

Analysis Batch: 823618 (Continued)

Lab Sample ID	Client Sample ID	Prep Type	Matrix	Method	Prep Batch
680-246862-E-17 DU	Duplicate	Total/NA	Water	2540C-2011	

Analysis Batch: 824194

Lab Sample ID	Client Sample ID	Prep Type	Matrix	Method	Prep Batch
680-247011-1	WAN-GWC-9	Total/NA	Water	2540C-2011	
680-247011-4	WAN-GWC-13	Total/NA	Water	2540C-2011	
680-247011-5	WAN-GWC-14	Total/NA	Water	2540C-2011	
680-247011-8	WAN-GWC-21	Total/NA	Water	2540C-2011	
680-247011-9	WAN-GWC-23	Total/NA	Water	2540C-2011	
MB 680-824194/1	Method Blank	Total/NA	Water	2540C-2011	
LCS 680-824194/2	Lab Control Sample	Total/NA	Water	2540C-2011	
LCSD 680-824194/3	Lab Control Sample Dup	Total/NA	Water	2540C-2011	
680-247011-5 DU	WAN-GWC-14	Total/NA	Water	2540C-2011	

Analysis Batch: 824557

Lab Sample ID	Client Sample ID	Prep Type	Matrix	Method	Prep Batch
680-247011-2	WAN-GWC-10	Total/NA	Water	2540C-2011	
680-247011-3	WAN-GWC-12	Total/NA	Water	2540C-2011	
680-247011-6	WAN-GWC-17	Total/NA	Water	2540C-2011	
680-247011-7	WAN-GWC-20	Total/NA	Water	2540C-2011	
680-247011-10	WAN-GWC-26	Total/NA	Water	2540C-2011	
680-247011-11	WAN-GWC-27	Total/NA	Water	2540C-2011	
680-247011-13	WAN-GWC-33	Total/NA	Water	2540C-2011	
680-247011-14	WAN-LF-FD-05	Total/NA	Water	2540C-2011	
680-247011-16	WAN-LF-EB-04	Total/NA	Water	2540C-2011	
MB 680-824557/1	Method Blank	Total/NA	Water	2540C-2011	
LCS 680-824557/2	Lab Control Sample	Total/NA	Water	2540C-2011	
LCSD 680-824557/3	Lab Control Sample Dup	Total/NA	Water	2540C-2011	
680-247011-3 DU	WAN-GWC-12	Total/NA	Water	2540C-2011	

Analysis Batch: 824823

Lab Sample ID	Client Sample ID	Prep Type	Matrix	Method	Prep Batch
680-247011-12	WAN-GWC-32	Total/NA	Water	2540C-2011	
680-247011-15	WAN-LF-FB-10	Total/NA	Water	2540C-2011	
680-247011-17	WAN-LF-EB-05	Total/NA	Water	2540C-2011	
MB 680-824823/1	Method Blank	Total/NA	Water	2540C-2011	
LCS 680-824823/2	Lab Control Sample	Total/NA	Water	2540C-2011	
LCSD 680-824823/3	Lab Control Sample Dup	Total/NA	Water	2540C-2011	
680-247092-C-1 DU	Duplicate	Total/NA	Water	2540C-2011	

Analysis Batch: 824887

Lab Sample ID	Client Sample ID	Prep Type	Matrix	Method	Prep Batch
680-247150-1	WAN-GWC-7	Total/NA	Water	2540C-2011	
680-247150-2	WAN-GWC-8	Total/NA	Water	2540C-2011	
680-247150-3	WAN-GWC-15	Total/NA	Water	2540C-2011	
680-247150-4	WAN-GWC-16	Total/NA	Water	2540C-2011	
680-247150-5	WAN-GWC-18	Total/NA	Water	2540C-2011	
680-247150-6	WAN-GWC-19	Total/NA	Water	2540C-2011	
680-247150-7	WAN-GWC-24	Total/NA	Water	2540C-2011	
680-247150-8	WAN-GWC-25	Total/NA	Water	2540C-2011	
680-247150-9	WAN-GWC-30	Total/NA	Water	2540C-2011	

General Chemistry (Continued)

Analysis Batch: 824887 (Continued)

Lab Sample ID	Client Sample ID	Prep Type	Matrix	Method	Prep Batch
680-247150-10	WAN-GWC-31	Total/NA	Water	2540C-2011	
680-247150-11	WAN-GWC-34	Total/NA	Water	2540C-2011	
680-247150-12	WAN-GWC-35	Total/NA	Water	2540C-2011	
680-247150-13	WAN-LF-FB-11	Total/NA	Water	2540C-2011	
680-247150-14	WAN-LF-EB-06	Total/NA	Water	2540C-2011	
680-247150-15	WAN-LF-EB-07	Total/NA	Water	2540C-2011	
MB 680-824887/1	Method Blank	Total/NA	Water	2540C-2011	
LCS 680-824887/2	Lab Control Sample	Total/NA	Water	2540C-2011	
LCSD 680-824887/3	Lab Control Sample Dup	Total/NA	Water	2540C-2011	
680-247150-1 DU	WAN-GWC-7	Total/NA	Water	2540C-2011	

Lab Chronicle

Client: Southern Company
Project/Site: Plant Wansley Landfill

Job ID: 680-246863-1

Client Sample ID: WAN-GWA-1

Lab Sample ID: 680-246863-1

Date Collected: 02/13/24 16:00

Matrix: Water

Date Received: 02/16/24 10:03

Prep Type	Batch Type	Batch Method	Run	Dil Factor	Initial Amount	Final Amount	Batch Number	Prepared or Analyzed	Analyst	Lab
Total/NA	Analysis	300.0-1993 R2.1		1	2 mL	2 mL	825238	02/29/24 23:48	GE	EET SAV
	Instrument ID: CICR									
Total Recoverable	Prep	3005A			25 mL	125 mL	823457	02/20/24 05:27	RR	EET SAV
Total Recoverable	Analysis	6020B		1			824202	02/22/24 16:43	BWR	EET SAV
	Instrument ID: ICPMSD									
Total/NA	Prep	7470A			50 mL	50 mL	823633	02/20/24 15:00	DW	EET SAV
Total/NA	Analysis	7470A		1			824013	02/21/24 19:03	BJB	EET SAV
	Instrument ID: QuickTrace3									
Total/NA	Analysis	2540C-2011		1	200 mL	200 mL	823340	02/19/24 10:58	PG	EET SAV
	Instrument ID: NOEQUIP									

Client Sample ID: WAN-GWA-2

Lab Sample ID: 680-246863-2

Date Collected: 02/14/24 10:20

Matrix: Water

Date Received: 02/16/24 10:03

Prep Type	Batch Type	Batch Method	Run	Dil Factor	Initial Amount	Final Amount	Batch Number	Prepared or Analyzed	Analyst	Lab
Total/NA	Analysis	300.0-1993 R2.1		1	2 mL	2 mL	825238	02/29/24 23:59	GE	EET SAV
	Instrument ID: CICR									
Total Recoverable	Prep	3005A			25 mL	125 mL	823460	02/20/24 05:36	RR	EET SAV
Total Recoverable	Analysis	6020B		1			823730	02/20/24 15:04	BWR	EET SAV
	Instrument ID: ICPMSD									
Total/NA	Prep	7470A			50 mL	50 mL	823643	02/20/24 15:18	DW	EET SAV
Total/NA	Analysis	7470A		1			823946	02/21/24 17:24	BJB	EET SAV
	Instrument ID: QuickTrace3									
Total/NA	Analysis	2540C-2011		1	200 mL	200 mL	823618	02/20/24 14:24	PG	EET SAV
	Instrument ID: NOEQUIP									

Client Sample ID: WAN-GWA-4

Lab Sample ID: 680-246863-3

Date Collected: 02/14/24 11:23

Matrix: Water

Date Received: 02/16/24 10:03

Prep Type	Batch Type	Batch Method	Run	Dil Factor	Initial Amount	Final Amount	Batch Number	Prepared or Analyzed	Analyst	Lab
Total/NA	Analysis	300.0-1993 R2.1		1	2 mL	2 mL	825238	03/01/24 00:11	GE	EET SAV
	Instrument ID: CICR									
Total Recoverable	Prep	3005A			25 mL	125 mL	823460	02/20/24 05:36	RR	EET SAV
Total Recoverable	Analysis	6020B		1			823730	02/20/24 15:12	BWR	EET SAV
	Instrument ID: ICPMSD									
Total/NA	Prep	7470A			50 mL	50 mL	823643	02/20/24 15:18	DW	EET SAV
Total/NA	Analysis	7470A		1			823946	02/21/24 17:27	BJB	EET SAV
	Instrument ID: QuickTrace3									
Total/NA	Analysis	2540C-2011		1	50 mL	200 mL	823618	02/20/24 14:24	PG	EET SAV
	Instrument ID: NOEQUIP									

Lab Chronicle

Client: Southern Company
Project/Site: Plant Wansley Landfill

Job ID: 680-246863-1

Client Sample ID: WAN-GWA-28

Lab Sample ID: 680-246863-4

Date Collected: 02/14/24 12:45

Matrix: Water

Date Received: 02/16/24 10:03

Prep Type	Batch Type	Batch Method	Run	Dil Factor	Initial Amount	Final Amount	Batch Number	Prepared or Analyzed	Analyst	Lab
Total/NA	Analysis	300.0-1993 R2.1		1	2 mL	2 mL	825238	03/01/24 00:22	GE	EET SAV
	Instrument ID: CICR									
Total Recoverable	Prep	3005A			25 mL	125 mL	823460	02/20/24 05:36	RR	EET SAV
Total Recoverable	Analysis	6020B		1			823730	02/20/24 15:15	BWR	EET SAV
	Instrument ID: ICPMSD									
Total/NA	Prep	7470A			50 mL	50 mL	823643	02/20/24 15:18	DW	EET SAV
Total/NA	Analysis	7470A		1			823946	02/21/24 17:29	BJB	EET SAV
	Instrument ID: QuickTrace3									
Total/NA	Analysis	2540C-2011		1	200 mL	200 mL	823618	02/20/24 14:24	PG	EET SAV
	Instrument ID: NOEQUIP									

Client Sample ID: WAN-GWA-29

Lab Sample ID: 680-246863-5

Date Collected: 02/14/24 12:18

Matrix: Water

Date Received: 02/16/24 10:03

Prep Type	Batch Type	Batch Method	Run	Dil Factor	Initial Amount	Final Amount	Batch Number	Prepared or Analyzed	Analyst	Lab
Total/NA	Analysis	300.0-1993 R2.1		1	2 mL	2 mL	825241	03/01/24 01:52	GE	EET SAV
	Instrument ID: CICR									
Total Recoverable	Prep	3005A			25 mL	125 mL	823460	02/20/24 05:36	RR	EET SAV
Total Recoverable	Analysis	6020B		1			823730	02/20/24 15:18	BWR	EET SAV
	Instrument ID: ICPMSD									
Total/NA	Prep	7470A			50 mL	50 mL	823643	02/20/24 15:18	DW	EET SAV
Total/NA	Analysis	7470A		1			823946	02/21/24 17:32	BJB	EET SAV
	Instrument ID: QuickTrace3									
Total/NA	Analysis	2540C-2011		1	200 mL	200 mL	823618	02/20/24 14:24	PG	EET SAV
	Instrument ID: NOEQUIP									

Client Sample ID: WAN-GWC-6

Lab Sample ID: 680-246863-6

Date Collected: 02/14/24 13:55

Matrix: Water

Date Received: 02/16/24 10:03

Prep Type	Batch Type	Batch Method	Run	Dil Factor	Initial Amount	Final Amount	Batch Number	Prepared or Analyzed	Analyst	Lab
Total/NA	Analysis	300.0-1993 R2.1		1	2 mL	2 mL	825241	03/01/24 02:26	GE	EET SAV
	Instrument ID: CICR									
Total Recoverable	Prep	3005A			25 mL	125 mL	823460	02/20/24 05:36	RR	EET SAV
Total Recoverable	Analysis	6020B		1			823730	02/20/24 15:21	BWR	EET SAV
	Instrument ID: ICPMSD									
Total/NA	Prep	7470A			50 mL	50 mL	823643	02/20/24 15:18	DW	EET SAV
Total/NA	Analysis	7470A		1			823946	02/21/24 17:34	BJB	EET SAV
	Instrument ID: QuickTrace3									
Total/NA	Analysis	2540C-2011		1	200 mL	200 mL	823618	02/20/24 14:24	PG	EET SAV
	Instrument ID: NOEQUIP									

Lab Chronicle

Client: Southern Company
Project/Site: Plant Wansley Landfill

Job ID: 680-246863-1

Client Sample ID: WAN-GWC-11

Lab Sample ID: 680-246863-7

Date Collected: 02/14/24 14:20

Matrix: Water

Date Received: 02/16/24 10:03

Prep Type	Batch Type	Batch Method	Run	Dil Factor	Initial Amount	Final Amount	Batch Number	Prepared or Analyzed	Analyst	Lab
Total/NA	Analysis	300.0-1993 R2.1		1	2 mL	2 mL	825241	03/01/24 02:38	GE	EET SAV
	Instrument ID: CICR									
Total Recoverable	Prep	3005A			25 mL	125 mL	823460	02/20/24 05:36	RR	EET SAV
Total Recoverable	Analysis	6020B		1			823730	02/20/24 15:24	BWR	EET SAV
	Instrument ID: ICPMSD									
Total/NA	Prep	7470A			50 mL	50 mL	823643	02/20/24 15:18	DW	EET SAV
Total/NA	Analysis	7470A		1			823946	02/21/24 17:36	BJB	EET SAV
	Instrument ID: QuickTrace3									
Total/NA	Analysis	2540C-2011		1	200 mL	200 mL	823618	02/20/24 14:24	PG	EET SAV
	Instrument ID: NOEQUIP									

Client Sample ID: WAN-LF-FD-04

Lab Sample ID: 680-246863-8

Date Collected: 02/14/24 00:00

Matrix: Water

Date Received: 02/16/24 10:03

Prep Type	Batch Type	Batch Method	Run	Dil Factor	Initial Amount	Final Amount	Batch Number	Prepared or Analyzed	Analyst	Lab
Total/NA	Analysis	300.0-1993 R2.1		1	2 mL	2 mL	825241	03/01/24 02:49	GE	EET SAV
	Instrument ID: CICR									
Total Recoverable	Prep	3005A			25 mL	125 mL	823460	02/20/24 05:36	RR	EET SAV
Total Recoverable	Analysis	6020B		1			823730	02/20/24 15:32	BWR	EET SAV
	Instrument ID: ICPMSD									
Total/NA	Prep	7470A			50 mL	50 mL	823643	02/20/24 15:18	DW	EET SAV
Total/NA	Analysis	7470A		1			823946	02/21/24 17:39	BJB	EET SAV
	Instrument ID: QuickTrace3									
Total/NA	Analysis	2540C-2011		1	50 mL	200 mL	823618	02/20/24 14:24	PG	EET SAV
	Instrument ID: NOEQUIP									

Client Sample ID: WAN-GWC-5

Lab Sample ID: 680-246877-1

Date Collected: 02/14/24 15:00

Matrix: Water

Date Received: 02/17/24 09:52

Prep Type	Batch Type	Batch Method	Run	Dil Factor	Initial Amount	Final Amount	Batch Number	Prepared or Analyzed	Analyst	Lab
Total/NA	Analysis	300.0-1993 R2.1		2	2 mL	2 mL	825136	02/29/24 17:36	GE	EET SAV
	Instrument ID: CICR									
Total Recoverable	Prep	3005A			25 mL	125 mL	823462	02/20/24 05:47	RR	EET SAV
Total Recoverable	Analysis	6020B		1			823730	02/20/24 17:09	BWR	EET SAV
	Instrument ID: ICPMSD									
Total/NA	Prep	7470A			50 mL	50 mL	823643	02/20/24 15:18	DW	EET SAV
Total/NA	Analysis	7470A		1			823946	02/21/24 17:41	BJB	EET SAV
	Instrument ID: QuickTrace3									
Total/NA	Analysis	2540C-2011		1	50 mL	200 mL	823618	02/20/24 14:24	PG	EET SAV
	Instrument ID: NOEQUIP									

Lab Chronicle

Client: Southern Company
Project/Site: Plant Wansley Landfill

Job ID: 680-246863-1

Client Sample ID: WAN-GWC-22

Lab Sample ID: 680-246877-2

Date Collected: 02/14/24 17:02

Matrix: Water

Date Received: 02/17/24 09:52

Prep Type	Batch Type	Batch Method	Run	Dil Factor	Initial Amount	Final Amount	Batch Number	Prepared or Analyzed	Analyst	Lab
Total/NA	Analysis	300.0-1993 R2.1		1	2 mL	2 mL	825241	03/01/24 03:11	GE	EET SAV
	Instrument ID: CICR									
Total Recoverable	Prep	3005A			25 mL	125 mL	823462	02/20/24 05:47	RR	EET SAV
Total Recoverable	Analysis	6020B		1			823730	02/20/24 17:12	BWR	EET SAV
	Instrument ID: ICPMSD									
Total/NA	Prep	7470A			50 mL	50 mL	823643	02/20/24 15:18	DW	EET SAV
Total/NA	Analysis	7470A		1			823946	02/21/24 17:43	BJB	EET SAV
	Instrument ID: QuickTrace3									
Total/NA	Analysis	2540C-2011		1	200 mL	200 mL	823618	02/20/24 14:24	PG	EET SAV
	Instrument ID: NOEQUIP									

Client Sample ID: WAN-GWC-9

Lab Sample ID: 680-247011-1

Date Collected: 02/19/24 14:05

Matrix: Water

Date Received: 02/22/24 10:19

Prep Type	Batch Type	Batch Method	Run	Dil Factor	Initial Amount	Final Amount	Batch Number	Prepared or Analyzed	Analyst	Lab
Total/NA	Analysis	300.0		1			78646	03/02/24 06:12	YGS	EET ORL
	Instrument ID: IC_004									
Total Recoverable	Prep	3005A			25 mL	125 mL	824116	02/23/24 05:57	RR	EET SAV
Total Recoverable	Analysis	6020B		1			824321	02/23/24 23:03	BWR	EET SAV
	Instrument ID: ICPMSC									
Total Recoverable	Prep	3005A			25 mL	125 mL	824116	02/23/24 05:57	RR	EET SAV
Total Recoverable	Analysis	6020B		1			824440	02/25/24 11:43	BWR	EET SAV
	Instrument ID: ICPMSD									
Total/NA	Prep	7470A			50 mL	50 mL	824585	02/26/24 13:49	DW	EET SAV
Total/NA	Analysis	7470A		1			824780	02/27/24 10:42	DW	EET SAV
	Instrument ID: QuickTrace2									
Total/NA	Analysis	2540C-2011		1	200 mL	200 mL	824194	02/23/24 09:30	PG	EET SAV
	Instrument ID: NOEQUIP									

Client Sample ID: WAN-GWC-10

Lab Sample ID: 680-247011-2

Date Collected: 02/20/24 10:15

Matrix: Water

Date Received: 02/22/24 10:19

Prep Type	Batch Type	Batch Method	Run	Dil Factor	Initial Amount	Final Amount	Batch Number	Prepared or Analyzed	Analyst	Lab
Total/NA	Analysis	300.0		1			78646	03/02/24 06:29	YGS	EET ORL
	Instrument ID: IC_004									
Total Recoverable	Prep	3005A			25 mL	125 mL	824116	02/23/24 05:57	RR	EET SAV
Total Recoverable	Analysis	6020B		1			824321	02/23/24 23:08	BWR	EET SAV
	Instrument ID: ICPMSC									
Total Recoverable	Prep	3005A			25 mL	125 mL	824116	02/23/24 05:57	RR	EET SAV
Total Recoverable	Analysis	6020B		1			824440	02/25/24 11:46	BWR	EET SAV
	Instrument ID: ICPMSD									
Total/NA	Prep	7470A			50 mL	50 mL	824585	02/26/24 13:49	DW	EET SAV
Total/NA	Analysis	7470A		1			824780	02/27/24 10:40	DW	EET SAV
	Instrument ID: QuickTrace2									

Lab Chronicle

Client: Southern Company
Project/Site: Plant Wansley Landfill

Job ID: 680-246863-1

Client Sample ID: WAN-GWC-10

Date Collected: 02/20/24 10:15
Date Received: 02/22/24 10:19

Lab Sample ID: 680-247011-2

Matrix: Water

Prep Type	Batch Type	Batch Method	Run	Dil Factor	Initial Amount	Final Amount	Batch Number	Prepared or Analyzed	Analyst	Lab
Total/NA	Analysis	2540C-2011		1	200 mL	200 mL	824557	02/26/24 11:53	PG	EET SAV

Client Sample ID: WAN-GWC-12

Date Collected: 02/20/24 12:18
Date Received: 02/22/24 10:19

Lab Sample ID: 680-247011-3

Matrix: Water

Prep Type	Batch Type	Batch Method	Run	Dil Factor	Initial Amount	Final Amount	Batch Number	Prepared or Analyzed	Analyst	Lab
Total/NA	Analysis	300.0		2			78646	03/02/24 06:46	YGS	EET ORL
	Instrument ID: IC_004									
Total Recoverable	Prep	3005A			25 mL	125 mL	824116	02/23/24 05:57	RR	EET SAV
Total Recoverable	Analysis	6020B		1			824321	02/23/24 23:12	BWR	EET SAV
	Instrument ID: ICPMSC									
Total Recoverable	Prep	3005A			25 mL	125 mL	824116	02/23/24 05:57	RR	EET SAV
Total Recoverable	Analysis	6020B		1			824440	02/25/24 11:49	BWR	EET SAV
	Instrument ID: ICPMSD									
Total/NA	Prep	7470A			50 mL	50 mL	824585	02/26/24 13:49	DW	EET SAV
Total/NA	Analysis	7470A		1			824780	02/27/24 10:38	DW	EET SAV
	Instrument ID: QuickTrace2									
Total/NA	Analysis	2540C-2011		1	50 mL	200 mL	824557	02/26/24 11:53	PG	EET SAV
	Instrument ID: NOEQUIP									

Client Sample ID: WAN-GWC-13

Date Collected: 02/19/24 14:00
Date Received: 02/22/24 10:19

Lab Sample ID: 680-247011-4

Matrix: Water

Prep Type	Batch Type	Batch Method	Run	Dil Factor	Initial Amount	Final Amount	Batch Number	Prepared or Analyzed	Analyst	Lab
Total/NA	Analysis	300.0		1			78646	03/02/24 07:02	YGS	EET ORL
	Instrument ID: IC_004									
Total Recoverable	Prep	3005A			25 mL	125 mL	824116	02/23/24 05:57	RR	EET SAV
Total Recoverable	Analysis	6020B		1			824321	02/23/24 23:16	BWR	EET SAV
	Instrument ID: ICPMSC									
Total Recoverable	Prep	3005A			25 mL	125 mL	824116	02/23/24 05:57	RR	EET SAV
Total Recoverable	Analysis	6020B		1			824440	02/25/24 11:52	BWR	EET SAV
	Instrument ID: ICPMSD									
Total/NA	Prep	7470A			50 mL	50 mL	824599	02/26/24 14:41	DW	EET SAV
Total/NA	Analysis	7470A		1			824780	02/27/24 11:07	DW	EET SAV
	Instrument ID: QuickTrace2									
Total/NA	Analysis	2540C-2011		1	200 mL	200 mL	824194	02/23/24 09:30	PG	EET SAV
	Instrument ID: NOEQUIP									

Client Sample ID: WAN-GWC-14

Lab Sample ID: 680-247011-5

Date Collected: 02/19/24 15:37

Matrix: Water

Date Received: 02/22/24 10:19

Prep Type	Batch Type	Batch Method	Run	Dil Factor	Initial Amount	Final Amount	Batch Number	Prepared or Analyzed	Analyst	Lab
Total/NA	Analysis	300.0		1			78646	03/02/24 07:19	YGS	EET ORL
	Instrument ID: IC_004									
Total/NA	Analysis	300.0		2			78891	03/04/24 10:47	BR	EET ORL
	Instrument ID: IC_004									
Total Recoverable	Prep	3005A			25 mL	125 mL	824116	02/23/24 05:57	RR	EET SAV
Total Recoverable	Analysis	6020B		1			824321	02/23/24 23:20	BWR	EET SAV
	Instrument ID: ICPMSC									
Total Recoverable	Prep	3005A			25 mL	125 mL	824116	02/23/24 05:57	RR	EET SAV
Total Recoverable	Analysis	6020B		1			824440	02/25/24 11:55	BWR	EET SAV
	Instrument ID: ICPMSD									
Total/NA	Prep	7470A			50 mL	50 mL	824599	02/26/24 14:41	DW	EET SAV
Total/NA	Analysis	7470A		1			824780	02/27/24 11:13	DW	EET SAV
	Instrument ID: QuickTrace2									
Total/NA	Analysis	2540C-2011		1	50 mL	200 mL	824194	02/23/24 09:30	PG	EET SAV
	Instrument ID: NOEQUIP									

Client Sample ID: WAN-GWC-17

Lab Sample ID: 680-247011-6

Date Collected: 02/20/24 14:04

Matrix: Water

Date Received: 02/22/24 10:19

Prep Type	Batch Type	Batch Method	Run	Dil Factor	Initial Amount	Final Amount	Batch Number	Prepared or Analyzed	Analyst	Lab
Total/NA	Analysis	300.0		1			78646	03/02/24 07:36	YGS	EET ORL
	Instrument ID: IC_004									
Total Recoverable	Prep	3005A			25 mL	125 mL	824116	02/23/24 05:57	RR	EET SAV
Total Recoverable	Analysis	6020B		1			824321	02/23/24 23:24	BWR	EET SAV
	Instrument ID: ICPMSC									
Total Recoverable	Prep	3005A			25 mL	125 mL	824116	02/23/24 05:57	RR	EET SAV
Total Recoverable	Analysis	6020B		1			824440	02/25/24 12:03	BWR	EET SAV
	Instrument ID: ICPMSD									
Total/NA	Prep	7470A			50 mL	50 mL	824599	02/26/24 14:41	DW	EET SAV
Total/NA	Analysis	7470A		1			824780	02/27/24 11:19	DW	EET SAV
	Instrument ID: QuickTrace2									
Total/NA	Analysis	2540C-2011		1	200 mL	200 mL	824557	02/26/24 11:53	PG	EET SAV
	Instrument ID: NOEQUIP									

Client Sample ID: WAN-GWC-20

Lab Sample ID: 680-247011-7

Date Collected: 02/20/24 15:15

Matrix: Water

Date Received: 02/22/24 10:19

Prep Type	Batch Type	Batch Method	Run	Dil Factor	Initial Amount	Final Amount	Batch Number	Prepared or Analyzed	Analyst	Lab
Total/NA	Analysis	300.0		1			78646	03/02/24 07:53	YGS	EET ORL
	Instrument ID: IC_004									
Total Recoverable	Prep	3005A			25 mL	125 mL	824116	02/23/24 05:57	RR	EET SAV
Total Recoverable	Analysis	6020B		1			824321	02/23/24 23:28	BWR	EET SAV
	Instrument ID: ICPMSC									

Lab Chronicle

Client: Southern Company
Project/Site: Plant Wansley Landfill

Job ID: 680-246863-1

Client Sample ID: WAN-GWC-20

Date Collected: 02/20/24 15:15
Date Received: 02/22/24 10:19

Lab Sample ID: 680-247011-7

Matrix: Water

Prep Type	Batch Type	Batch Method	Run	Dil Factor	Initial Amount	Final Amount	Batch Number	Prepared or Analyzed	Analyst	Lab
Total Recoverable	Prep	3005A			25 mL	125 mL	824116	02/23/24 05:57	RR	EET SAV
Total Recoverable	Analysis	6020B		1			824440	02/25/24 12:06	BWR	EET SAV
	Instrument ID: ICPMSD									
Total/NA	Prep	7470A			50 mL	50 mL	824599	02/26/24 14:41	DW	EET SAV
Total/NA	Analysis	7470A		1			824780	02/27/24 11:21	DW	EET SAV
	Instrument ID: QuickTrace2									
Total/NA	Analysis	2540C-2011		1	200 mL	200 mL	824557	02/26/24 11:53	PG	EET SAV
	Instrument ID: NOEQUIP									

Client Sample ID: WAN-GWC-21

Date Collected: 02/19/24 15:15
Date Received: 02/22/24 10:19

Lab Sample ID: 680-247011-8

Matrix: Water

Prep Type	Batch Type	Batch Method	Run	Dil Factor	Initial Amount	Final Amount	Batch Number	Prepared or Analyzed	Analyst	Lab
Total/NA	Analysis	300.0		1			78646	03/02/24 08:10	YGS	EET ORL
	Instrument ID: IC_004									
Total Recoverable	Prep	3005A			25 mL	125 mL	824116	02/23/24 05:57	RR	EET SAV
Total Recoverable	Analysis	6020B		1			824321	02/23/24 23:32	BWR	EET SAV
	Instrument ID: ICPMSC									
Total Recoverable	Prep	3005A			25 mL	125 mL	824116	02/23/24 05:57	RR	EET SAV
Total Recoverable	Analysis	6020B		1			824440	02/25/24 12:09	BWR	EET SAV
	Instrument ID: ICPMSD									
Total/NA	Prep	7470A			50 mL	50 mL	824599	02/26/24 14:41	DW	EET SAV
Total/NA	Analysis	7470A		1			824780	02/27/24 11:23	DW	EET SAV
	Instrument ID: QuickTrace2									
Total/NA	Analysis	2540C-2011		1	200 mL	200 mL	824194	02/23/24 09:30	PG	EET SAV
	Instrument ID: NOEQUIP									

Client Sample ID: WAN-GWC-23

Date Collected: 02/19/24 16:10
Date Received: 02/22/24 10:19

Lab Sample ID: 680-247011-9

Matrix: Water

Prep Type	Batch Type	Batch Method	Run	Dil Factor	Initial Amount	Final Amount	Batch Number	Prepared or Analyzed	Analyst	Lab
Total/NA	Analysis	300.0		1			78646	03/02/24 09:01	YGS	EET ORL
	Instrument ID: IC_004									
Total Recoverable	Prep	3005A			25 mL	125 mL	824116	02/23/24 05:57	RR	EET SAV
Total Recoverable	Analysis	6020B		1			824321	02/23/24 23:36	BWR	EET SAV
	Instrument ID: ICPMSC									
Total Recoverable	Prep	3005A			25 mL	125 mL	824116	02/23/24 05:57	RR	EET SAV
Total Recoverable	Analysis	6020B		1			824440	02/25/24 12:12	BWR	EET SAV
	Instrument ID: ICPMSD									
Total/NA	Prep	7470A			50 mL	50 mL	824599	02/26/24 14:41	DW	EET SAV
Total/NA	Analysis	7470A		1			824780	02/27/24 11:25	DW	EET SAV
	Instrument ID: QuickTrace2									
Total/NA	Analysis	2540C-2011		1	200 mL	200 mL	824194	02/23/24 09:30	PG	EET SAV
	Instrument ID: NOEQUIP									

Eurofins Savannah

Lab Chronicle

Client: Southern Company
Project/Site: Plant Wansley Landfill

Job ID: 680-246863-1

Client Sample ID: WAN-GWC-26

Date Collected: 02/20/24 13:35
Date Received: 02/22/24 10:19

Lab Sample ID: 680-247011-10

Matrix: Water

Prep Type	Batch Type	Batch Method	Run	Dil Factor	Initial Amount	Final Amount	Batch Number	Prepared or Analyzed	Analyst	Lab
Total/NA	Analysis	300.0		1			78646	03/02/24 09:52	YGS	EET ORL
	Instrument ID: IC_004									
Total Recoverable	Prep	3005A			25 mL	125 mL	824116	02/23/24 05:57	RR	EET SAV
Total Recoverable	Analysis	6020B		1			824321	02/23/24 23:48	BWR	EET SAV
	Instrument ID: ICPMSC									
Total Recoverable	Prep	3005A			25 mL	125 mL	824116	02/23/24 05:57	RR	EET SAV
Total Recoverable	Analysis	6020B		1			824440	02/25/24 12:15	BWR	EET SAV
	Instrument ID: ICPMSD									
Total/NA	Prep	7470A			50 mL	50 mL	824599	02/26/24 14:41	DW	EET SAV
Total/NA	Analysis	7470A		1			824780	02/27/24 11:27	DW	EET SAV
	Instrument ID: QuickTrace2									
Total/NA	Analysis	2540C-2011		1	200 mL	200 mL	824557	02/26/24 11:53	PG	EET SAV
	Instrument ID: NOEQUIP									

Client Sample ID: WAN-GWC-27

Date Collected: 02/20/24 15:25
Date Received: 02/22/24 10:19

Lab Sample ID: 680-247011-11

Matrix: Water

Prep Type	Batch Type	Batch Method	Run	Dil Factor	Initial Amount	Final Amount	Batch Number	Prepared or Analyzed	Analyst	Lab
Total/NA	Analysis	300.0		1			78646	03/02/24 10:08	YGS	EET ORL
	Instrument ID: IC_004									
Total Recoverable	Prep	3005A			25 mL	125 mL	824118	02/23/24 05:57	RR	EET SAV
Total Recoverable	Analysis	6020B		1			824321	02/24/24 00:08	BWR	EET SAV
	Instrument ID: ICPMSC									
Total/NA	Prep	7470A			50 mL	50 mL	824599	02/26/24 14:41	DW	EET SAV
Total/NA	Analysis	7470A		1			824780	02/27/24 11:29	DW	EET SAV
	Instrument ID: QuickTrace2									
Total/NA	Analysis	2540C-2011		1	200 mL	200 mL	824557	02/26/24 11:53	PG	EET SAV
	Instrument ID: NOEQUIP									

Client Sample ID: WAN-GWC-32

Date Collected: 02/20/24 16:00
Date Received: 02/22/24 10:19

Lab Sample ID: 680-247011-12

Matrix: Water

Prep Type	Batch Type	Batch Method	Run	Dil Factor	Initial Amount	Final Amount	Batch Number	Prepared or Analyzed	Analyst	Lab
Total/NA	Analysis	300.0		1			78646	03/02/24 10:25	YGS	EET ORL
	Instrument ID: IC_004									
Total Recoverable	Prep	3005A			25 mL	125 mL	824118	02/23/24 05:57	RR	EET SAV
Total Recoverable	Analysis	6020B		1			824321	02/24/24 00:29	BWR	EET SAV
	Instrument ID: ICPMSC									
Total/NA	Prep	7470A			50 mL	50 mL	824599	02/26/24 14:41	DW	EET SAV
Total/NA	Analysis	7470A		1			824780	02/27/24 11:32	DW	EET SAV
	Instrument ID: QuickTrace2									
Total/NA	Analysis	2540C-2011		1	200 mL	200 mL	824823	02/27/24 15:11	PG	EET SAV
	Instrument ID: NOEQUIP									

Eurofins Savannah

Lab Chronicle

Client: Southern Company
Project/Site: Plant Wansley Landfill

Job ID: 680-246863-1

Client Sample ID: WAN-GWC-33

Lab Sample ID: 680-247011-13

Date Collected: 02/20/24 13:35

Matrix: Water

Date Received: 02/22/24 10:19

Prep Type	Batch Type	Batch Method	Run	Dil Factor	Initial Amount	Final Amount	Batch Number	Prepared or Analyzed	Analyst	Lab
Total/NA	Analysis	300.0		1			78646	03/02/24 10:42	YGS	EET ORL
	Instrument ID: IC_004									
Total Recoverable	Prep	3005A			25 mL	125 mL	824118	02/23/24 05:57	RR	EET SAV
Total Recoverable	Analysis	6020B		1			824321	02/24/24 00:33	BWR	EET SAV
	Instrument ID: ICPMSC									
Total/NA	Prep	7470A			50 mL	50 mL	824599	02/26/24 14:41	DW	EET SAV
Total/NA	Analysis	7470A		1			824780	02/27/24 11:34	DW	EET SAV
	Instrument ID: QuickTrace2									
Total/NA	Analysis	2540C-2011		1	200 mL	200 mL	824557	02/26/24 11:53	PG	EET SAV
	Instrument ID: NOEQUIP									

Client Sample ID: WAN-LF-FD-05

Lab Sample ID: 680-247011-14

Date Collected: 02/20/24 00:00

Matrix: Water

Date Received: 02/22/24 10:19

Prep Type	Batch Type	Batch Method	Run	Dil Factor	Initial Amount	Final Amount	Batch Number	Prepared or Analyzed	Analyst	Lab
Total/NA	Analysis	300.0		1			78646	03/02/24 10:59	YGS	EET ORL
	Instrument ID: IC_004									
Total Recoverable	Prep	3005A			25 mL	125 mL	824118	02/23/24 05:57	RR	EET SAV
Total Recoverable	Analysis	6020B		1			824321	02/24/24 00:37	BWR	EET SAV
	Instrument ID: ICPMSC									
Total/NA	Prep	7470A			50 mL	50 mL	824599	02/26/24 14:41	DW	EET SAV
Total/NA	Analysis	7470A		1			824780	02/27/24 11:36	DW	EET SAV
	Instrument ID: QuickTrace2									
Total/NA	Analysis	2540C-2011		1	200 mL	200 mL	824557	02/26/24 11:53	PG	EET SAV
	Instrument ID: NOEQUIP									

Client Sample ID: WAN-LF-FB-10

Lab Sample ID: 680-247011-15

Date Collected: 02/20/24 10:10

Matrix: Water

Date Received: 02/22/24 10:19

Prep Type	Batch Type	Batch Method	Run	Dil Factor	Initial Amount	Final Amount	Batch Number	Prepared or Analyzed	Analyst	Lab
Total/NA	Analysis	300.0		1			78646	03/02/24 11:16	YGS	EET ORL
	Instrument ID: IC_004									
Total Recoverable	Prep	3005A			25 mL	125 mL	824118	02/23/24 05:57	RR	EET SAV
Total Recoverable	Analysis	6020B		1			824321	02/24/24 00:49	BWR	EET SAV
	Instrument ID: ICPMSC									
Total/NA	Prep	7470A			50 mL	50 mL	824599	02/26/24 14:41	DW	EET SAV
Total/NA	Analysis	7470A		1			824780	02/27/24 11:38	DW	EET SAV
	Instrument ID: QuickTrace2									
Total/NA	Analysis	2540C-2011		1	200 mL	200 mL	824823	02/27/24 15:11	PG	EET SAV
	Instrument ID: NOEQUIP									

Lab Chronicle

Client: Southern Company
Project/Site: Plant Wansley Landfill

Job ID: 680-246863-1

Client Sample ID: WAN-LF-EB-04

Lab Sample ID: 680-247011-16

Date Collected: 02/19/24 16:00

Matrix: Water

Date Received: 02/22/24 10:19

Prep Type	Batch Type	Batch Method	Run	Dil Factor	Initial Amount	Final Amount	Batch Number	Prepared or Analyzed	Analyst	Lab
Total/NA	Analysis	300.0		1			78646	03/02/24 11:33	YGS	EET ORL
	Instrument ID: IC_004									
Total Recoverable	Prep	3005A			25 mL	125 mL	824118	02/23/24 05:57	RR	EET SAV
Total Recoverable	Analysis	6020B		1			824321	02/24/24 00:53	BWR	EET SAV
	Instrument ID: ICPMSC									
Total/NA	Prep	7470A			50 mL	50 mL	824599	02/26/24 14:41	DW	EET SAV
Total/NA	Analysis	7470A		1			824780	02/27/24 11:44	DW	EET SAV
	Instrument ID: QuickTrace2									
Total/NA	Analysis	2540C-2011		1	200 mL	200 mL	824557	02/26/24 11:53	PG	EET SAV
	Instrument ID: NOEQUIP									

Client Sample ID: WAN-LF-EB-05

Lab Sample ID: 680-247011-17

Date Collected: 02/20/24 13:15

Matrix: Water

Date Received: 02/22/24 10:19

Prep Type	Batch Type	Batch Method	Run	Dil Factor	Initial Amount	Final Amount	Batch Number	Prepared or Analyzed	Analyst	Lab
Total/NA	Analysis	300.0		1			78646	03/02/24 11:50	YGS	EET ORL
	Instrument ID: IC_004									
Total Recoverable	Prep	3005A			25 mL	125 mL	824108	02/23/24 05:22	RR	EET SAV
Total Recoverable	Analysis	6020B		1			824322	02/23/24 18:02	BWR	EET SAV
	Instrument ID: ICPMSD									
Total/NA	Prep	7470A			50 mL	50 mL	824599	02/26/24 14:41	DW	EET SAV
Total/NA	Analysis	7470A		1			824780	02/27/24 11:46	DW	EET SAV
	Instrument ID: QuickTrace2									
Total/NA	Analysis	2540C-2011		1	200 mL	200 mL	824823	02/27/24 15:11	PG	EET SAV
	Instrument ID: NOEQUIP									

Client Sample ID: WAN-GWC-7

Lab Sample ID: 680-247150-1

Date Collected: 02/21/24 13:10

Matrix: Water

Date Received: 02/24/24 09:52

Prep Type	Batch Type	Batch Method	Run	Dil Factor	Initial Amount	Final Amount	Batch Number	Prepared or Analyzed	Analyst	Lab
Total/NA	Analysis	300.0		5			78891	03/04/24 17:08	BR	EET ORL
	Instrument ID: IC_004									
Total Recoverable	Prep	3005A			25 mL	125 mL	824667	02/27/24 04:59	RR	EET SAV
Total Recoverable	Analysis	6020B		1			824936	02/27/24 19:38	BWR	EET SAV
	Instrument ID: ICPMSD									
Total/NA	Prep	7470A			50 mL	50 mL	825157	02/29/24 10:17	DW	EET SAV
Total/NA	Analysis	7470A		1			825433	02/29/24 15:39	DW	EET SAV
	Instrument ID: QuickTrace2									
Total/NA	Analysis	2540C-2011		1	50 mL	200 mL	824887	02/27/24 21:02	PG	EET SAV
	Instrument ID: NOEQUIP									

Lab Chronicle

Client: Southern Company
Project/Site: Plant Wansley Landfill

Job ID: 680-246863-1

Client Sample ID: WAN-GWC-8

Lab Sample ID: 680-247150-2

Date Collected: 02/21/24 11:55

Matrix: Water

Date Received: 02/24/24 09:52

Prep Type	Batch Type	Batch Method	Run	Dil Factor	Initial Amount	Final Amount	Batch Number	Prepared or Analyzed	Analyst	Lab
Total/NA	Analysis	300.0		1			78891	03/04/24 17:24	BR	EET ORL
	Instrument ID: IC_004									
Total Recoverable	Prep	3005A			25 mL	125 mL	824667	02/27/24 04:59	RR	EET SAV
Total Recoverable	Analysis	6020B		1			824936	02/27/24 19:47	BWR	EET SAV
	Instrument ID: ICPMSD									
Total/NA	Prep	7470A			50 mL	50 mL	825157	02/29/24 10:17	DW	EET SAV
Total/NA	Analysis	7470A		1			825433	02/29/24 15:41	DW	EET SAV
	Instrument ID: QuickTrace2									
Total/NA	Analysis	2540C-2011		1	200 mL	200 mL	824887	02/27/24 21:02	PG	EET SAV
	Instrument ID: NOEQUIP									

Client Sample ID: WAN-GWC-15

Lab Sample ID: 680-247150-3

Date Collected: 02/21/24 15:40

Matrix: Water

Date Received: 02/24/24 09:52

Prep Type	Batch Type	Batch Method	Run	Dil Factor	Initial Amount	Final Amount	Batch Number	Prepared or Analyzed	Analyst	Lab
Total/NA	Analysis	300.0		1			78891	03/04/24 17:41	BR	EET ORL
	Instrument ID: IC_004									
Total Recoverable	Prep	3005A			25 mL	125 mL	824667	02/27/24 04:59	RR	EET SAV
Total Recoverable	Analysis	6020B		1			824936	02/27/24 19:49	BWR	EET SAV
	Instrument ID: ICPMSD									
Total/NA	Prep	7470A			50 mL	50 mL	825157	02/29/24 10:17	DW	EET SAV
Total/NA	Analysis	7470A		1			825433	02/29/24 15:43	DW	EET SAV
	Instrument ID: QuickTrace2									
Total/NA	Analysis	2540C-2011		1	200 mL	200 mL	824887	02/27/24 21:02	PG	EET SAV
	Instrument ID: NOEQUIP									

Client Sample ID: WAN-GWC-16

Lab Sample ID: 680-247150-4

Date Collected: 02/21/24 14:15

Matrix: Water

Date Received: 02/24/24 09:52

Prep Type	Batch Type	Batch Method	Run	Dil Factor	Initial Amount	Final Amount	Batch Number	Prepared or Analyzed	Analyst	Lab
Total/NA	Analysis	300.0		1			78891	03/04/24 17:58	BR	EET ORL
	Instrument ID: IC_004									
Total Recoverable	Prep	3005A			25 mL	125 mL	824667	02/27/24 04:59	RR	EET SAV
Total Recoverable	Analysis	6020B		1			824936	02/27/24 19:52	BWR	EET SAV
	Instrument ID: ICPMSD									
Total/NA	Prep	7470A			50 mL	50 mL	825157	02/29/24 10:17	DW	EET SAV
Total/NA	Analysis	7470A		1			825433	02/29/24 15:50	DW	EET SAV
	Instrument ID: QuickTrace2									
Total/NA	Analysis	2540C-2011		1	200 mL	200 mL	824887	02/27/24 21:02	PG	EET SAV
	Instrument ID: NOEQUIP									

Lab Chronicle

Client: Southern Company
Project/Site: Plant Wansley Landfill

Job ID: 680-246863-1

Client Sample ID: WAN-GWC-18

Lab Sample ID: 680-247150-5

Date Collected: 02/21/24 10:32

Matrix: Water

Date Received: 02/24/24 09:52

Prep Type	Batch Type	Batch Method	Run	Dil Factor	Initial Amount	Final Amount	Batch Number	Prepared or Analyzed	Analyst	Lab
Total/NA	Analysis	300.0		1			78891	03/04/24 19:40	BR	EET ORL
	Instrument ID: IC_004									
Total Recoverable	Prep	3005A			25 mL	125 mL	824667	02/27/24 04:59	RR	EET SAV
Total Recoverable	Analysis	6020B		1			824936	02/27/24 19:55	BWR	EET SAV
	Instrument ID: ICPMSD									
Total/NA	Prep	7470A			50 mL	50 mL	825157	02/29/24 10:17	DW	EET SAV
Total/NA	Analysis	7470A		1			825433	02/29/24 15:52	DW	EET SAV
	Instrument ID: QuickTrace2									
Total/NA	Analysis	2540C-2011		1	200 mL	200 mL	824887	02/27/24 21:02	PG	EET SAV
	Instrument ID: NOEQUIP									

Client Sample ID: WAN-GWC-19

Lab Sample ID: 680-247150-6

Date Collected: 02/21/24 11:35

Matrix: Water

Date Received: 02/24/24 09:52

Prep Type	Batch Type	Batch Method	Run	Dil Factor	Initial Amount	Final Amount	Batch Number	Prepared or Analyzed	Analyst	Lab
Total/NA	Analysis	300.0		1			78891	03/04/24 20:31	BR	EET ORL
	Instrument ID: IC_004									
Total Recoverable	Prep	3005A			25 mL	125 mL	824667	02/27/24 05:05	RR	EET SAV
Total Recoverable	Analysis	6020B		1			824936	02/27/24 19:58	BWR	EET SAV
	Instrument ID: ICPMSD									
Total/NA	Prep	7470A			50 mL	50 mL	825157	02/29/24 10:17	DW	EET SAV
Total/NA	Analysis	7470A		1			825433	02/29/24 15:54	DW	EET SAV
	Instrument ID: QuickTrace2									
Total/NA	Analysis	2540C-2011		1	200 mL	200 mL	824887	02/27/24 21:02	PG	EET SAV
	Instrument ID: NOEQUIP									

Client Sample ID: WAN-GWC-24

Lab Sample ID: 680-247150-7

Date Collected: 02/22/24 11:15

Matrix: Water

Date Received: 02/24/24 09:52

Prep Type	Batch Type	Batch Method	Run	Dil Factor	Initial Amount	Final Amount	Batch Number	Prepared or Analyzed	Analyst	Lab
Total/NA	Analysis	300.0		1			78891	03/04/24 20:48	BR	EET ORL
	Instrument ID: IC_004									
Total Recoverable	Prep	3005A			25 mL	125 mL	824664	02/27/24 04:52	RR	EET SAV
Total Recoverable	Analysis	6020B		1			824936	02/27/24 17:55	BWR	EET SAV
	Instrument ID: ICPMSD									
Total/NA	Prep	7470A			50 mL	50 mL	825157	02/29/24 10:17	DW	EET SAV
Total/NA	Analysis	7470A		1			825433	02/29/24 15:56	DW	EET SAV
	Instrument ID: QuickTrace2									
Total/NA	Analysis	2540C-2011		1	200 mL	200 mL	824887	02/27/24 21:02	PG	EET SAV
	Instrument ID: NOEQUIP									

Lab Chronicle

Client: Southern Company
Project/Site: Plant Wansley Landfill

Job ID: 680-246863-1

Client Sample ID: WAN-GWC-25

Lab Sample ID: 680-247150-8

Date Collected: 02/21/24 14:35

Matrix: Water

Date Received: 02/24/24 09:52

Prep Type	Batch Type	Batch Method	Run	Dil Factor	Initial Amount	Final Amount	Batch Number	Prepared or Analyzed	Analyst	Lab
Total/NA	Analysis	300.0		1			78891	03/04/24 21:04	BR	EET ORL
	Instrument ID: IC_004									
Total Recoverable	Prep	3005A			25 mL	125 mL	824664	02/27/24 04:52	RR	EET SAV
Total Recoverable	Analysis	6020B		1			824936	02/27/24 16:44	BWR	EET SAV
	Instrument ID: ICPMSD									
Total/NA	Prep	7470A			50 mL	50 mL	825175	02/29/24 11:15	DW	EET SAV
Total/NA	Analysis	7470A		1			825433	02/29/24 16:53	DW	EET SAV
	Instrument ID: QuickTrace2									
Total/NA	Analysis	2540C-2011		1	200 mL	200 mL	824887	02/27/24 21:02	PG	EET SAV
	Instrument ID: NOEQUIP									

Client Sample ID: WAN-GWC-30

Lab Sample ID: 680-247150-9

Date Collected: 02/21/24 15:50

Matrix: Water

Date Received: 02/24/24 09:52

Prep Type	Batch Type	Batch Method	Run	Dil Factor	Initial Amount	Final Amount	Batch Number	Prepared or Analyzed	Analyst	Lab
Total/NA	Analysis	300.0		1			78891	03/04/24 21:21	BR	EET ORL
	Instrument ID: IC_004									
Total Recoverable	Prep	3005A			25 mL	125 mL	824664	02/27/24 04:52	RR	EET SAV
Total Recoverable	Analysis	6020B		1			824936	02/27/24 17:32	BWR	EET SAV
	Instrument ID: ICPMSD									
Total/NA	Prep	7470A			50 mL	50 mL	825198	02/29/24 12:33	DW	EET SAV
Total/NA	Analysis	7470A		1			825433	02/29/24 17:04	DW	EET SAV
	Instrument ID: QuickTrace2									
Total/NA	Analysis	2540C-2011		1	200 mL	200 mL	824887	02/27/24 21:02	PG	EET SAV
	Instrument ID: NOEQUIP									

Client Sample ID: WAN-GWC-31

Lab Sample ID: 680-247150-10

Date Collected: 02/21/24 16:20

Matrix: Water

Date Received: 02/24/24 09:52

Prep Type	Batch Type	Batch Method	Run	Dil Factor	Initial Amount	Final Amount	Batch Number	Prepared or Analyzed	Analyst	Lab
Total/NA	Analysis	300.0		1			78891	03/04/24 21:38	BR	EET ORL
	Instrument ID: IC_004									
Total Recoverable	Prep	3005A			25 mL	125 mL	824664	02/27/24 04:52	RR	EET SAV
Total Recoverable	Analysis	6020B		1			824936	02/27/24 17:35	BWR	EET SAV
	Instrument ID: ICPMSD									
Total/NA	Prep	7470A			50 mL	50 mL	825198	02/29/24 12:33	DW	EET SAV
Total/NA	Analysis	7470A		1			825433	02/29/24 17:10	DW	EET SAV
	Instrument ID: QuickTrace2									
Total/NA	Analysis	2540C-2011		1	200 mL	200 mL	824887	02/27/24 21:02	PG	EET SAV
	Instrument ID: NOEQUIP									

Lab Chronicle

Client: Southern Company
Project/Site: Plant Wansley Landfill

Job ID: 680-246863-1

Client Sample ID: WAN-GWC-34

Lab Sample ID: 680-247150-11

Date Collected: 02/22/24 10:13

Matrix: Water

Date Received: 02/24/24 09:52

Prep Type	Batch Type	Batch Method	Run	Dil Factor	Initial Amount	Final Amount	Batch Number	Prepared or Analyzed	Analyst	Lab
Total/NA	Analysis	300.0		1			78891	03/04/24 21:55	BR	EET ORL
	Instrument ID: IC_004									
Total Recoverable	Prep	3005A			25 mL	125 mL	824664	02/27/24 04:52	RR	EET SAV
Total Recoverable	Analysis	6020B		1			824936	02/27/24 17:38	BWR	EET SAV
	Instrument ID: ICPMSD									
Total/NA	Prep	7470A			50 mL	50 mL	825198	02/29/24 12:33	DW	EET SAV
Total/NA	Analysis	7470A		1			825433	02/29/24 17:12	DW	EET SAV
	Instrument ID: QuickTrace2									
Total/NA	Analysis	2540C-2011		1	200 mL	200 mL	824887	02/27/24 21:02	PG	EET SAV
	Instrument ID: NOEQUIP									

Client Sample ID: WAN-GWC-35

Lab Sample ID: 680-247150-12

Date Collected: 02/22/24 10:55

Matrix: Water

Date Received: 02/24/24 09:52

Prep Type	Batch Type	Batch Method	Run	Dil Factor	Initial Amount	Final Amount	Batch Number	Prepared or Analyzed	Analyst	Lab
Total/NA	Analysis	300.0		1			78891	03/04/24 22:12	BR	EET ORL
	Instrument ID: IC_004									
Total Recoverable	Prep	3005A			25 mL	125 mL	824664	02/27/24 04:52	RR	EET SAV
Total Recoverable	Analysis	6020B		1			824936	02/27/24 17:47	BWR	EET SAV
	Instrument ID: ICPMSD									
Total/NA	Prep	7470A			50 mL	50 mL	825198	02/29/24 12:33	DW	EET SAV
Total/NA	Analysis	7470A		1			825433	02/29/24 17:14	DW	EET SAV
	Instrument ID: QuickTrace2									
Total/NA	Analysis	2540C-2011		1	200 mL	200 mL	824887	02/27/24 21:02	PG	EET SAV
	Instrument ID: NOEQUIP									

Client Sample ID: WAN-LF-FB-11

Lab Sample ID: 680-247150-13

Date Collected: 02/21/24 11:55

Matrix: Water

Date Received: 02/24/24 09:52

Prep Type	Batch Type	Batch Method	Run	Dil Factor	Initial Amount	Final Amount	Batch Number	Prepared or Analyzed	Analyst	Lab
Total/NA	Analysis	300.0		1			78891	03/04/24 23:37	BR	EET ORL
	Instrument ID: IC_004									
Total Recoverable	Prep	3005A			25 mL	125 mL	824664	02/27/24 04:52	RR	EET SAV
Total Recoverable	Analysis	6020B		1			824936	02/27/24 17:50	BWR	EET SAV
	Instrument ID: ICPMSD									
Total/NA	Prep	7470A			50 mL	50 mL	825198	02/29/24 12:33	DW	EET SAV
Total/NA	Analysis	7470A		1			825433	02/29/24 17:16	DW	EET SAV
	Instrument ID: QuickTrace2									
Total/NA	Analysis	2540C-2011		1	200 mL	200 mL	824887	02/27/24 21:02	PG	EET SAV
	Instrument ID: NOEQUIP									

Lab Chronicle

Client: Southern Company
Project/Site: Plant Wansley Landfill

Job ID: 680-246863-1

Client Sample ID: WAN-LF-EB-06

Date Collected: 02/21/24 10:20
Date Received: 02/24/24 09:52

Lab Sample ID: 680-247150-14

Matrix: Water

Prep Type	Batch Type	Batch Method	Run	Dil Factor	Initial Amount	Final Amount	Batch Number	Prepared or Analyzed	Analyst	Lab
Total/NA	Analysis	300.0		1			78891	03/05/24 04:24	BR	EET ORL
	Instrument ID: IC_004									
Total Recoverable	Prep	3005A			25 mL	125 mL	824664	02/27/24 04:52	RR	EET SAV
Total Recoverable	Analysis	6020B		1			824936	02/27/24 17:52	BWR	EET SAV
	Instrument ID: ICPMSD									
Total/NA	Prep	7470A			50 mL	50 mL	825198	02/29/24 12:33	DW	EET SAV
Total/NA	Analysis	7470A		1			825433	02/29/24 17:18	DW	EET SAV
	Instrument ID: QuickTrace2									
Total/NA	Analysis	2540C-2011		1	200 mL	200 mL	824887	02/27/24 21:02	PG	EET SAV
	Instrument ID: NOEQUIP									

Client Sample ID: WAN-LF-EB-07

Date Collected: 02/22/24 10:00
Date Received: 02/24/24 09:52

Lab Sample ID: 680-247150-15

Matrix: Water

Prep Type	Batch Type	Batch Method	Run	Dil Factor	Initial Amount	Final Amount	Batch Number	Prepared or Analyzed	Analyst	Lab
Total/NA	Analysis	300.0		1			79096	03/05/24 15:18	BR	EET ORL
	Instrument ID: IC_004									
Total Recoverable	Prep	3005A			25 mL	125 mL	824663	02/27/24 04:52	RR	EET SAV
Total Recoverable	Analysis	6020B		1			824936	02/27/24 19:24	BWR	EET SAV
	Instrument ID: ICPMSD									
Total/NA	Prep	7470A			50 mL	50 mL	825198	02/29/24 12:33	DW	EET SAV
Total/NA	Analysis	7470A		1			825433	02/29/24 17:24	DW	EET SAV
	Instrument ID: QuickTrace2									
Total/NA	Analysis	2540C-2011		1	200 mL	200 mL	824887	02/27/24 21:02	PG	EET SAV
	Instrument ID: NOEQUIP									

Laboratory References:

EET ORL = Eurofins Orlando, 481 Newburyport Avenue, Altamonte Springs, FL 32701, TEL (407)339-5984
EET SAV = Eurofins Savannah, 5102 LaRoche Avenue, Savannah, GA 31404, TEL (912)354-7858

Accreditation/Certification Summary

Client: Southern Company
Project/Site: Plant Wansley Landfill

Job ID: 680-246863-1

Laboratory: Eurofins Savannah

The accreditations/certifications listed below are applicable to this report.

Authority	Program	Identification Number	Expiration Date
Florida	NELAP	E87052	06-30-24
Georgia	State	E87052	06-30-24

Laboratory: Eurofins Orlando

All accreditations/certifications held by this laboratory are listed. Not all accreditations/certifications are applicable to this report.

Authority	Program	Identification Number	Expiration Date
Alabama	State	42800	06-30-24
Arkansas (DW)	State	FL00091	06-30-24
Florida	NELAP	E83018	06-30-24
Georgia (DW)	State	C055	06-30-24
Louisiana (All)	NELAP	239316	06-30-24
Louisiana (DW)	State	LA039	05-24-24
Mississippi	State	MS00007	06-30-24
New Mexico	State	FL00091	06-30-24
North Carolina (DW)	State	12712	07-31-24
Tennessee	State	TN04930	06-30-24
Texas	NELAP	T104704571	02-28-25
Washington	State	C1089	10-19-24

Method Summary

Client: Southern Company
Project/Site: Plant Wansley Landfill

Job ID: 680-246863-1

Method	Method Description	Protocol	Laboratory
300.0	Anions, Ion Chromatography	EPA	EET ORL
300.0-1993 R2.1	Anions, Ion Chromatography	MCAWW	EET SAV
6020B	Metals (ICP/MS)	SW846	EET SAV
7470A	Mercury	SW846	EET SAV
2540C-2011	Total Dissolved Solids (Dried at 180 °C)	SM	EET SAV
3005A	Preparation, Total Recoverable or Dissolved Metals	SW846	EET SAV
7470A	Preparation, Mercury	SW846	EET SAV

Protocol References:

EPA = US Environmental Protection Agency

MCAWW = "Methods For Chemical Analysis Of Water And Wastes", EPA-600/4-79-020, March 1983 And Subsequent Revisions.

SM = "Standard Methods For The Examination Of Water And Wastewater"

SW846 = "Test Methods For Evaluating Solid Waste, Physical/Chemical Methods", Third Edition, November 1986 And Its Updates.

Laboratory References:

EET ORL = Eurofins Orlando, 481 Newburyport Avenue, Altamonte Springs, FL 32701, TEL (407)339-5984

EET SAV = Eurofins Savannah, 5102 LaRoche Avenue, Savannah, GA 31404, TEL (912)354-7858

Eurofins TestAmerica, Savannah
5102 LaRoche Avenue
Savannah, GA 31404
Phone (912) 354-7858 Fax (912) 352-0165

Chain of Custody Record

eurofins | Environment Testing America

Client Information	Sampler: A Schneider / D. Johnson (ACC)	Lab PM: Fuller, David	Carrier Tracking No(s):	COC No:
Client Contact: SCS Contacts	Phone: 770 594 5998	E-Mail: david.fuller@et.eurofinsus.com		Page: 1 of 1
Company: GA Power				Job #:
Address: 241 Ralph McGill Blvd SE	Due Date Requested:			
City: Atlanta	TAT Requested (days): Standard			
State, Zip: GA, 30308				
Phone: 404-506-7116(Tel)	Lab Project #: 68027763			
Email: SCS Contacts / ACC Contacts	PO #: GPC82130-0004			
Project Name: Plant Wansley Landfill	Project #:			
Site:	SSOW#:			

Analysis Requested

Preservation Codes:
A - HCL, B - NaOH, C - Zn Acetate, D - Nitric Acid, E - NaHSO4, F - MeOH, G - Amchlor, H - Ascorbic Acid, I - Ice, J - DI Water, K - EDTA, L - EDA, M - Hexane, N - None, O - AsNaO2, P - Na2O4S, Q - Na2SO3, R - Na2S2O3, S - H2SO4, T - TSP Dodecahydrate, U - Acetone, V - MCAA, W - pH 4-5, Z - other (specify)
Other:

Task_Code: WAN-CCR-ASSMT-2024S1
Special Instructions/Note: APP III + State Permit Metals

Sample Identification	Sample Date (mm/dd/yy)	Sample Time (hhmm)	Sample Type (C=comp, G=grab)	Matrix (WG=ground water, WS=surface water, WQ=quality control)	Field Filtered Sample (Yes or No)	Perform MS/MSD (Yes or No)	APP III and State Permit Metals (EPA 6020 & 7470): As, B, Ba, Be, Ca, Cd, Cr, Co, Cu, Pb, Ni, Sb, Se, Ag, Tl, V, Zn, Hg	Cl, F, SO4 & TDS (EPA 300.0 & SM 2540C)	Total Number of containers
			Preservation Code:				D	I	
WAN- GWA-1	02/13/24	1600	G	WG	N	N	✓	✓	3
WAN- GWA-2	02/14/24	1020	G	WG	N	N	✓	✓	3
WAN- GWA-4	02/14/24	1123	G	WG	N	N	✓	✓	3
WAN- GWA-28	02/14/24	1245	G	WG	N	N	✓	✓	3
WAN- GWA-29	02/14/24	1218	G	WG	N	N	✓	✓	3
WAN- GWC-6	02/14/24	1355	G	WG	N	N	✓	✓	3
WAN- GWC-11	02/14/24	1420	G	WG	N	N	✓	✓	3
WAN- LF-FD-04	02/14/24	—	G	WG	N	N	✓	✓	3
WAN-			G		N	N			
WAN-			G		N	N			
WAN-			G		N	N			

680-246863 Chain of Custody

Possible Hazard Identification
☐ Non-Hazard ☐ Flammable ☐ Skin Irritant ☐ Poison B ☒ Unknown ☐ Radiological

Sample Disposal (A fee may be assessed if samples are retained longer than 1 month)
☐ Return To Client ☒ Disposal By Lab ☐ Archive For _____ Months

Deliverable Requested: I, II, III, IV, Other (specify)

Special Instructions/QC Requirements:

Empty Kit Relinquished by:	Date:	Time:	Method of Shipment:

	Relinquished by:	Date/Time:	Company	Received by:	Date/Time:	Company
1		02/14/24 1630	ACC		02/14/24 1630	ACC
2	Relinquished by:	Date/Time: 02/15/24 0830	Company ACC	Received by: Michael Mackey	Date/Time: 2-15-24 8:37	Company
3	Relinquished by: Michael Mackey	Date/Time: 2-15-24 8:37	Company	Received by:	Date/Time: 2/16/24 1003	Company

Custody Seals Intact: ☐ Yes ☐ No | Custody Seal No.:

Cooler Temperature(s) °C and Other Remarks: 1.8/1.8

Eurofins TestAmerica, Savannah
5102 LaRoch[illegible]nue
Savannah, GA 31404
Phone (912) 354-7858 Fax (912) 352-0165

Chain of Custody Record

eurofins | [illegible]nment Testing America

Client Information	Sampler: A Schmittker / ACC D Johnson	Lab PM: Fuller, David	Carrier Tracking No(s):	COC No:
Client Contact: SCS Contacts	Phone: 770 594 5998	E-Mail: david.fuller@et.eurofinsus.com		Page: 1 of 1
Company: GA Power				Job #:
Address: 241 Ralph McGill Blvd SE	Due Date Requested:			
City: Atlanta	TAT Requested (days): Standard			
State, Zip: GA, 30308				
Phone: 404-506-7116(Tel)	Lab Project #: 68027763			
Email: SCS Contacts / ACC Contacts	PO #: GPC82130-0004			
Project Name: Plant Wansley Landfill	Project #:			
Site:	SSOW#:			

Analysis Requested

Preservation Codes:

A - HCL	M - Hexane
B - NaOH	N - None
C - Zn Acetate	O - AsNaO2
D - Nitric Acid	P - Na2O4S
E - NaHSO4	Q - Na2SO3
F - MeOH	R - Na2S2O3
G - Amchlor	S - H2SO4
H - Ascorbic Acid	T - TSP Dodecahydrate
I - Ice	U - Acetone
J - DI Water	V - MCAA
K - EDTA	W - pH 4-5
L - EDA	Z - other (specify)

Other:

Task_Code: WAN-CCR-ASSMT-2024S1

Special Instructions/Note: APP III + State Permit Metals

Sample Identification	Sample Date (mm/dd/yy)	Sample Time (hhmm)	Sample Type (C=comp, G=grab)	Matrix (WG=ground water, WS=surface water, WQ=quality control)	Field Filtered Sample (Yes or No)	Perform MS/MSD (Yes or No)	APP III and State Permit Metals (EPA 6020 & 7470): As, B, Ba, Be, Ca, Cd, Cr, Co, Cu, Pb, Ni, Sb, Se, Ag, Tl, V, Zn, Hg	Cl, F, SO4 & TDS (EPA 300.0 & SM 2540C)	Total Number of containers
			Preservation Code:				D	I	
WAN- GWC-5	02/14/24	1500	G	WG	N	N	✓	✓	3
WAN- GWC-22	02/14/24	1702	G	WG	N	N	✓	✓	3
WAN-			G		N	N			
WAN-			G		N	N			
WAN-			G		N	N			
WAN-			G		N	N			
WAN-			G		N	N			
WAN-			G		N	N			
WAN-			G		N	N			
WAN-			G		N	N			
WAN-			G		N	N			

680-246877-01 Chain of Custody

Possible Hazard Identification
☐ Non-Hazard ☐ Flammable ☐ Skin Irritant ☐ Poison B ☒ Unknown ☐ Radiological

Sample Disposal (A fee may be assessed if samples are retained longer than 1 month)
☐ Return To Client ☒ Disposal By Lab ☐ Archive For _____ Months

Deliverable Requested: I, II, III, IV, Other (specify)

Special Instructions/QC Requirements:

Empty Kit Relinquished by:	Date:	Time:	Method of Shipment:

Relinquished by:	Date/Time:	Company	Received by:	Date/Time:	Company
[signature]	02/16/24 1500	ACC	Michael Muskel	2-16-24 15:00	
Michael Muskel	2-16-24 1500		[signature]		
			[signature]	2/17/23 0952	

Custody Seals Intact: Δ Yes Δ No	Custody Seal No.:	Cooler Temperature(s) °C and Other Remarks: 3.0/3.0

Ver: 01/16/2019

Eurofins TestAmerica, Savannah
5102 LaRoch[illegible]nue
Savannah, GA 31404
Phone (912) 354-7858 Fax (912) 352-0165

Chain of Custody Record

eurofins | [illegible]nment Testing America

Client Information	Sampler: A Schnittler / J. Berisford ACC	Lab PM: Fuller, David	Carrier Tracking No(s):	COC No:
Client Contact: SCS Contacts	Phone: 770 594 5998	E-Mail: david.fuller@et.eurofinsus.com		Page: 1 of 2
Company: GA Power				Job #:
Address: 241 Ralph McGill Blvd SE	Due Date Requested:			
City: Atlanta	TAT Requested (days): Standard			
State, Zip: GA, 30308				
Phone: 404-506-7116(Tel)	Lab Project #: 68027763			
Email: SCS Contacts / ACC Contacts	PO #: GPC82130-0004			
Project Name: Plant Wansley Landfill	Project #:			
Site:	SSOW#:			

Analysis Requested

ATLANTA

680-247011 Chain of Custody

Preservation Codes:

A - HCL	M - Hexane
B - NaOH	N - None
C - Zn Acetate	O - AsNaO2
D - Nitric Acid	P - Na2O4S
E - NaHSO4	Q - Na2SO3
F - MeOH	R - Na2S2O3
G - Amchlor	S - H2SO4
H - Ascorbic Acid	T - TSP Dodecahydrate
I - Ice	U - Acetone
J - DI Water	V - MCAA
K - EDTA	W - pH 4-5
L - EDA	Z - other (specify)

Other:

Task_Code: WAN-CCR-ASSMT-2024S1

Special Instructions/Note: APP III + State Permit Metals

Sample Identification	Sample Date (mm/dd/yy)	Sample Time (hhmm)	Sample Type (C=comp, G=grab)	Matrix (WG=ground water, WS=surface water, WQ=quality control)	Field Filtered Sample (Yes or No)	Perform MS/MSD (Yes or No)	APP III and State Permit Metals (EPA 6020 & 7470): As, B, Ba, Be, Ca, Cd, Cr, Co, Cu, Pb, Ni, Sb, Se, Ag, Tl, V, Zn, Hg	Cl, F, SO4 & TDS (EPA 300.0 & SM 2540C)	Total Number of containers	Special Instructions/Note
			Preservation Code:				D	I		
WAN- GWC-9	02/19/24	1405	G	WG	N	N	✓	✓	3	
WAN- GWC-10	02/20/24	1015	G	WG	N	N	✓	✓	3	
WAN- GWC-12	02/20/24	1218	G	WG	N	N	✓	✓	3	
WAN- GWC-13	02/19/24	1400	G	WG	N	N	✓	✓	3	
WAN- GWC-14	02/19/24	1537	G	WG	N	N	✓	✓	3	
WAN- GWC-17	02/20/24	1404	G	WG	N	N	✓	✓	3	
WAN- GWC-20	02/20/24	1515	G	WG	N	N	✓	✓	3	
WAN- GWC-21	02/19/24	1515	G	WG	N	N	✓	✓	3	
WAN- GWC-23	02/19/24	1610	G	WG	N	N	✓	✓	3	
WAN- GWC-26	02/20/24	1335	G	WG	N	N	✓	✓	3	
WAN- GWC-27	02/20/24	1525	G	WG	N	N	✓	✓	3	

Possible Hazard Identification
☐ Non-Hazard ☐ Flammable ☐ Skin Irritant ☐ Poison B ☒ Unknown ☐ Radiological

Sample Disposal (A fee may be assessed if samples are retained longer than 1 month)
☐ Return To Client ☒ Disposal By Lab ☐ Archive For _____ Months

Deliverable Requested: I, II, III, IV, Other (specify)

Special Instructions/QC Requirements:

Empty Kit Relinquished by:	Date:	Time:	Method of Shipment:

Relinquished by:	Date/Time:	Company	Received by:	Date/Time:	Company
[signature]	2/21/24 0851	ACC	Michael Meskel	2/21/24 0851	
Michael Meskel	2-21-24 0851		[signature]		
			[signature]	2/22/24 1019	

Custody Seals Intact: Δ Yes Δ No	Custody Seal No.:	Cooler Temperature(s) °C and Other Remarks: 0.1/0.1 1.3/1.3 1.9/1.9

Ver: 01/16/2019

Eurofins TestAmerica, Savannah
5102 LaRoch[illegible]nue
Savannah, GA 31404
Phone (912) 354-7858 Fax (912) 352-0165

Chain of Custody Record

eurofins | [illegible]ment Testing America

Client Information	Sampler: A Schmitter J Bornhard ACC	Lab PM: Fuller, David	Carrier Tracking No(s):	COC No:
Client Contact: SCS Contacts	Phone: 770 594 5998	E-Mail: david.fuller@et.eurofinsus.com		Page: 2 of 2
Company: GA Power				Job #:
Address: 241 Ralph McGill Blvd SE	Due Date Requested:			
City: Atlanta	TAT Requested (days): Standard			
State, Zip: GA, 30308				
Phone: 404-506-7116(Tel)	Lab Project #: 68027763			
Email: SCS Contacts / ACC Contacts	PO #: GPC82130-0004			
Project Name: Plant Wansley Landfill	Project #:			
Site:	SSOW#:			

Analysis Requested

Sample Identification	Sample Date (mm/dd/yy)	Sample Time (hhmm)	Sample Type (C=comp, G=grab)	Matrix (WG=ground water, WS=surface water, WQ=quality control)	Field Filtered Sample (Yes or No)	Perform MS/MSD (Yes or No)	APP III and State Permit Metals (EPA 6020 & 7470): As, B, Ba, Be, Ca, Cd, Cr, Co, Cu, Pb, Ni, Sb, Se, Ag, Tl, V, Zn, Hg	Cl, F, SO4, & TDS (EPA 300.0 & SM 2540C)	Total Number of containers	Task_Code: WAN-CCR-ASSMT-2024S1 Special Instructions/Note: APP III + State Permit Metals
			Preservation Code:				D	I		
WAN- GWC-32 BMcD 3/20/24	02/20/24	~~1335~~	G	WG	N	N	✓	✓	3	time 1600 BMcD 3/20/24
WAN- GWC-33	02/20/24	~~1600~~	G	WG	N	N	✓	✓	3	time 1335
WAN- LF-FD-05	02/20/24	—	G	WG	N	N	✓	✓	3	
WAN- LF-FB-10	02/20/24	1010	G	WQ	N	N	✓	✓	3	
WAN- LF-EB-04	02/19/24	1600	G	WQ	N	N	✓	✓	3	
WAN- LF-EB-05	02/20/24	1315	G	WQ	N	N	✓	✓	3	
WAN-			G		N	N				
WAN-			G		N	N				
WAN-			G		N	N				
WAN-			G		N	N				
WAN-			G		N	N				

4- ATLANTA

Preservation Codes:

A - HCL	M - Hexane
B - NaOH	N - None
C - Zn Acetate	O - AsNaO2
D - Nitric Acid	P - Na2O4S
E - NaHSO4	Q - Na2SO3
F - MeOH	R - Na2S2O3
G - Amchlor	S - H2SO4
H - Ascorbic Acid	T - TSP Dodecahydrate
I - Ice	U - Acetone
J - DI Water	V - MCAA
K - EDTA	W - pH 4-5
L - EDA	Z - other (specify)

Other:

Possible Hazard Identification
☐ Non-Hazard ☐ Flammable ☐ Skin Irritant ☐ Poison B ☒ Unknown ☐ Radiological

Sample Disposal (A fee may be assessed if samples are retained longer than 1 month)
☐ Return To Client ☒ Disposal By Lab ☐ Archive For _____ Months

Deliverable Requested: I, II, III, IV, Other (specify)

Special Instructions/QC Requirements:

Empty Kit Relinquished by:	Date:	Time:	Method of Shipment:

Relinquished by:	Date/Time:	Company	Received by:	Date/Time:	Company
[signature]	2/21/24 0851	ACC	Michael Meskel	2/21/24 0851	
Michael Meskel	2-21-24 0851		[signature]		
			[signature]	2/22/24 1019	

Custody Seals Intact: Δ Yes Δ No	Custody Seal No.:	Cooler Temperature(s) °C and Other Remarks:

Ver: 01/16/2019

Eurofins TestAmerica, Savannah
5102 LaRoch[illegible]nue
Savannah, GA 31404
Phone (912) 354-7858 Fax (912) 352-0165

Chain of Custody Record

eurofins | Environment Testing America

Client Information	Sampler: A Schaffner / D Johnson ACC	Lab PM: Fuller, David	Carrier Tracking No(s):	COC No:
Client Contact: SCS Contacts	Phone: 770 594 5998	E-Mail: david.fuller@et.eurofinsus.com		Page: 1 of 2
Company: GA Power				Job #:
Address: 241 Ralph McGill Blvd SE	Due Date Requested:	Analysis Requested		Preservation Codes: A - HCL, B - NaOH, C - Zn Acetate, D - Nitric Acid, E - NaHSO4, F - MeOH, G - Amchlor, H - Ascorbic Acid, I - Ice, J - DI Water, K - EDTA, L - EDA, M - Hexane, N - None, O - AsNaO2, P - Na2O4S, Q - Na2SO3, R - Na2S2O3, S - H2SO4, T - TSP Dodecahydrate, U - Acetone, V - MCAA, W - pH 4-5, Z - other (specify); Other:
City: Atlanta	TAT Requested (days): Standard			
State, Zip: GA, 30308				
Phone: 404-506-7116(Tel)	Lab Project #: 68027763			
Email: SCS Contacts / ACC Contacts	PO #: GPC82130-0004			
Project Name: Plant Wansley Landfill	Project #:			
Site:	SSOW#:			Task_Code: WAN-CCR-ASSMT-2024S1

Sample Identification	Sample Date (mm/dd/yy)	Sample Time (hhmm)	Sample Type (C=Comp, G=grab)	Matrix (WG=ground water, WS=surface water, WQ=equality control)	Field Filtered Sample (Yes or No)	Perform MS/MSD (Yes or No)	APP III and State Permit Metals (EPA 6020 & 7470): As, B, Ba, Be, Ca, Cd, Cr, Co, Cu, Pb, Ni, Sb, Se, Ag, Tl, V, Zn, Hg	Cl, F, SO4, & TDS (EPA 300.0 & SM 2540C)	Total Number of containers	Special Instructions/Note: APP III + State Permit Metals
			Preservation Code:				D	I		
WAN- GWC-7	02/21/24	1310	G	WG	N	N	✓	✓	3	
WAN- GWC-8	02/21/24	1155	G	WG	N	N	✓	✓	3	
WAN- GWC-15	02/21/24	1540	G	WG	N	N	✓	✓	3	
WAN- GWC-16	02/21/24	1415	G	WG	N	N	✓	✓	3	
WAN- GWC-18	02/21/24	1032	G	WG	N	N	✓	✓	3	
WAN- GWC-19	02/21/24	1135	G	WG	N	N	✓	✓	3	
WAN- GWC-24	02/22/24	1115	G	WG	N	N	✓	✓	3	
WAN- GWC-25	02/21/24	1435	G	WG	N	N	✓	✓	3	
WAN- GWC-30	02/21/24	1550	G	WG	N	N	✓	✓	3	
WAN- GWC-31	02/21/24	1620	G	WG	N	N	✓	✓	3	
WAN- GWC-34	02/22/24	1013	G	WG	N	N	✓	✓	3	

680-247150 Chain of Custody

Possible Hazard Identification
☐ Non-Hazard ☐ Flammable ☐ Skin Irritant ☐ Poison B ☒ Unknown ☐ Radiological

Sample Disposal (A fee may be assessed if samples are retained longer than 1 month)
☐ Return To Client ☒ Disposal By Lab ☐ Archive For _____ Months

Deliverable Requested: I, II, III, IV, Other (specify)

Special Instructions/QC Requirements:

Empty Kit Relinquished by:	Date:	Time:	Method of Shipment:

	Relinquished by:	Date/Time:	Company	Received by:	Date/Time:	Company
1		02/23/24 1000	ACC		02/23/24 1000	ACC
2		02/23/24 1050	ACC		2/23 1050	
3		2/23 1050			2/24/24 0952	

Custody Seals Intact: ☐ Yes ☐ No | Custody Seal No.:

Cooler Temperature(s) °C and Other Remarks: 3.2/3.2 0.9/0.9

Eurofins TestAmerica, Savannah
5102 LaRoch[illegible]nue
Savannah, GA 31404
Phone (912) 354-7858 Fax (912) 352-0165

Chain of Custody Record

eurofins | [illegible]ment Testing America

Client Information	Sampler: A Schnitker / D. Johnsen ACC	Lab PM: Fuller, David	Carrier Tracking No(s):	COC No:
Client Contact: SCS Contacts	Phone: 770 594 5998	E-Mail: david.fuller@et.eurofinsus.com		Page: 2 of 2
Company: GA Power		Analysis Requested		Job #:
Address: 241 Ralph McGill Blvd SE	Due Date Requested:			Preservation Codes: A - HCL, B - NaOH, C - Zn Acetate, D - Nitric Acid, E - NaHSO4, F - MeOH, G - Amchlor, H - Ascorbic Acid, I - Ice, J - DI Water, K - EDTA, L - EDA, M - Hexane, N - None, O - AsNaO2, P - Na2O4S, Q - Na2SO3, R - Na2S2O3, S - H2SO4, T - TSP Dodecahydrate, U - Acetone, V - MCAA, W - pH 4-5, Z - other (specify); Other:
City: Atlanta	TAT Requested (days): Standard			
State, Zip: GA, 30308				
Phone: 404-506-7116(Tel)	Lab Project #: 68027763			
Email: SCS Contacts / ACC Contacts	PO #: GPC82130-0004			
Project Name: Plant Wansley Landfill	Project #:			
Site:	SSOW#:			

Sample Identification	Sample Date (mm/dd/yy)	Sample Time (hhmm)	Sample Type (C=Comp, G=grab)	Matrix (WG=ground water, WS=surface water, WQ=equality control)	Field Filtered Sample (Yes or No)	Perform MS/MSD (Yes or No)	APP III and State Permit Metals (EPA 6020 & 7470): As, B, Ba, Be, Ca, Cd, Cr, Co, Cu, Pb, Ni, Sb, Se, Ag, Tl, V, Zn, Hg	Cl, F, SO_4, & TDS (EPA 300.0 & SM 2540C)	Total Number of containers	Task_Code: WAN-CCR-ASSMT-2024S1 Special Instructions/Note: APP III + State Permit Metals
			Preservation Code:				D	I		
WAN- GWC-35	02/22/24	1055	G	WG	N	N	✓	✓	3	
WAN- LF-FB-11	02/21/24	1155	G	WQ	N	N	✓	✓	3	
WAN- LF-EB-06	02/21/24	1020	G	WQ	N	N	✓	✓	3	
WAN- LF-EB-07	02/22/24	1000	G	WQ	N	N	✓	✓	3	
WAN-			G		N	N				
WAN-			G		N	N				
WAN-			G		N	N				
WAN-			G		N	N				
WAN-			G		N	N				
WAN-			G		N	N				

Possible Hazard Identification
☐ Non-Hazard ☐ Flammable ☐ Skin Irritant ☐ Poison B ☒ Unknown ☐ Radiological

Sample Disposal (A fee may be assessed if samples are retained longer than 1 month)
☐ Return To Client ☒ Disposal By Lab ☐ Archive For _____ Months

Deliverable Requested: I, II, III, IV, Other (specify)

Special Instructions/QC Requirements:

Empty Kit Relinquished by:	Date:	Time:	Method of Shipment:

	Relinquished by:	Date/Time:	Company	Received by:	Date/Time:	Company
1		02/23/24 1000	ACC		02/23/24 1000	ACC
2		02/23/24 1050	ACC		2/23 1050	
3		2/23 1050			2/24/24 0952	

Custody Seals Intact: Δ Yes Δ No | Custody Seal No.:

Cooler Temperature(s) °C and Other Remarks: 3.2/3.2 0.9/0.9

Login Sample Receipt Checklist

Client: Southern Company

Job Number: 680-246863-1

Login Number: 246863
List Number: 1
Creator: Johnson, Corey M

List Source: Eurofins Savannah

Question	Answer	Comment
Radioactivity wasn't checked or is </= background as measured by a survey meter.	N/A	
The cooler's custody seal, if present, is intact.	True	
Sample custody seals, if present, are intact.	True	
The cooler or samples do not appear to have been compromised or tampered with.	True	
Samples were received on ice.	True	
Cooler Temperature is acceptable.	True	
Cooler Temperature is recorded.	True	
COC is present.	True	
COC is filled out in ink and legible.	True	
COC is filled out with all pertinent information.	True	
Is the Field Sampler's name present on COC?	True	
There are no discrepancies between the containers received and the COC.	True	
Samples are received within Holding Time (excluding tests with immediate HTs)	True	
Sample containers have legible labels.	True	
Containers are not broken or leaking.	True	
Sample collection date/times are provided.	True	
Appropriate sample containers are used.	True	
Sample bottles are completely filled.	True	
Sample Preservation Verified.	N/A	
There is sufficient vol. for all requested analyses, incl. any requested MS/MSDs	True	
Containers requiring zero headspace have no headspace or bubble is <6mm (1/4").	N/A	
Multiphasic samples are not present.	True	
Samples do not require splitting or compositing.	True	
Residual Chlorine Checked.	N/A	

Login Sample Receipt Checklist

Client: Southern Company

Job Number: 680-246863-1

Login Number: 246877
List Number: 1
Creator: Johnson, Corey M

List Source: Eurofins Savannah

Question	Answer	Comment
Radioactivity wasn't checked or is </= background as measured by a survey meter.	N/A	
The cooler's custody seal, if present, is intact.	True	
Sample custody seals, if present, are intact.	True	
The cooler or samples do not appear to have been compromised or tampered with.	True	
Samples were received on ice.	True	
Cooler Temperature is acceptable.	True	
Cooler Temperature is recorded.	True	
COC is present.	True	
COC is filled out in ink and legible.	True	
COC is filled out with all pertinent information.	True	
Is the Field Sampler's name present on COC?	True	
There are no discrepancies between the containers received and the COC.	True	
Samples are received within Holding Time (excluding tests with immediate HTs)	True	
Sample containers have legible labels.	True	
Containers are not broken or leaking.	True	
Sample collection date/times are provided.	True	
Appropriate sample containers are used.	True	
Sample bottles are completely filled.	True	
Sample Preservation Verified.	N/A	
There is sufficient vol. for all requested analyses, incl. any requested MS/MSDs	True	
Containers requiring zero headspace have no headspace or bubble is <6mm (1/4").	N/A	
Multiphasic samples are not present.	True	
Samples do not require splitting or compositing.	True	
Residual Chlorine Checked.	N/A	

Login Sample Receipt Checklist

Client: Southern Company

Job Number: 680-246863-1

Login Number: 247011
List Number: 1
Creator: Johnson, Corey M

List Source: Eurofins Savannah

Question	Answer	Comment
Radioactivity wasn't checked or is </= background as measured by a survey meter.	N/A	
The cooler's custody seal, if present, is intact.	True	
Sample custody seals, if present, are intact.	True	
The cooler or samples do not appear to have been compromised or tampered with.	True	
Samples were received on ice.	True	
Cooler Temperature is acceptable.	True	
Cooler Temperature is recorded.	True	
COC is present.	True	
COC is filled out in ink and legible.	True	
COC is filled out with all pertinent information.	True	
Is the Field Sampler's name present on COC?	True	
There are no discrepancies between the containers received and the COC.	True	
Samples are received within Holding Time (excluding tests with immediate HTs)	True	
Sample containers have legible labels.	True	
Containers are not broken or leaking.	True	
Sample collection date/times are provided.	True	
Appropriate sample containers are used.	True	
Sample bottles are completely filled.	True	
Sample Preservation Verified.	N/A	
There is sufficient vol. for all requested analyses, incl. any requested MS/MSDs	True	
Containers requiring zero headspace have no headspace or bubble is <6mm (1/4").	N/A	
Multiphasic samples are not present.	True	
Samples do not require splitting or compositing.	True	
Residual Chlorine Checked.	N/A	

Login Sample Receipt Checklist

Client: Southern Company

Job Number: 680-246863-1

Login Number: 247011
List Number: 2
Creator: Beck, Brent

List Source: Eurofins Orlando
List Creation: 03/01/24 09:43 AM

Question	Answer	Comment
Radioactivity wasn't checked or is </= background as measured by a survey meter.	N/A	
The cooler's custody seal, if present, is intact.	True	
Sample custody seals, if present, are intact.	True	
The cooler or samples do not appear to have been compromised or tampered with.	True	
Samples were received on ice.	True	
Cooler Temperature is acceptable.	True	
Cooler Temperature is recorded.	True	
COC is present.	True	
COC is filled out in ink and legible.	True	
COC is filled out with all pertinent information.	True	
Is the Field Sampler's name present on COC?	True	
There are no discrepancies between the containers received and the COC.	True	
Samples are received within Holding Time (excluding tests with immediate HTs)	True	
Sample containers have legible labels.	True	
Containers are not broken or leaking.	True	
Sample collection date/times are provided.	True	
Appropriate sample containers are used.	True	
Sample bottles are completely filled.	True	
Sample Preservation Verified.	True	
There is sufficient vol. for all requested analyses, incl. any requested MS/MSDs	True	
Containers requiring zero headspace have no headspace or bubble is <6mm (1/4").	True	
Multiphasic samples are not present.	True	
Samples do not require splitting or compositing.	True	
Residual Chlorine Checked.	N/A	

Login Sample Receipt Checklist

Client: Southern Company

Job Number: 680-246863-1

Login Number: 247150
List Number: 1
Creator: Johnson, Corey M

List Source: Eurofins Savannah

Question	Answer	Comment
Radioactivity wasn't checked or is </= background as measured by a survey meter.	N/A	
The cooler's custody seal, if present, is intact.	True	
Sample custody seals, if present, are intact.	True	
The cooler or samples do not appear to have been compromised or tampered with.	True	
Samples were received on ice.	True	
Cooler Temperature is acceptable.	True	
Cooler Temperature is recorded.	True	
COC is present.	True	
COC is filled out in ink and legible.	True	
COC is filled out with all pertinent information.	True	
Is the Field Sampler's name present on COC?	True	
There are no discrepancies between the containers received and the COC.	True	
Samples are received within Holding Time (excluding tests with immediate HTs)	True	
Sample containers have legible labels.	True	
Containers are not broken or leaking.	True	
Sample collection date/times are provided.	True	
Appropriate sample containers are used.	True	
Sample bottles are completely filled.	True	
Sample Preservation Verified.	N/A	
There is sufficient vol. for all requested analyses, incl. any requested MS/MSDs	True	
Containers requiring zero headspace have no headspace or bubble is <6mm (1/4").	N/A	
Multiphasic samples are not present.	True	
Samples do not require splitting or compositing.	True	
Residual Chlorine Checked.	N/A	

Login Sample Receipt Checklist

Client: Southern Company

Job Number: 680-246863-1

Login Number: 247150
List Number: 2
Creator: Wehr, Alexander C

List Source: Eurofins Orlando
List Creation: 03/02/24 10:36 AM

Question	Answer	Comment
Radioactivity wasn't checked or is </= background as measured by a survey meter.	N/A	
The cooler's custody seal, if present, is intact.	True	
Sample custody seals, if present, are intact.	True	
The cooler or samples do not appear to have been compromised or tampered with.	True	
Samples were received on ice.	True	
Cooler Temperature is acceptable.	True	
Cooler Temperature is recorded.	True	
COC is present.	True	
COC is filled out in ink and legible.	True	
COC is filled out with all pertinent information.	True	
Is the Field Sampler's name present on COC?	True	
There are no discrepancies between the containers received and the COC.	True	
Samples are received within Holding Time (excluding tests with immediate HTs)	True	
Sample containers have legible labels.	True	
Containers are not broken or leaking.	True	
Sample collection date/times are provided.	True	
Appropriate sample containers are used.	True	
Sample bottles are completely filled.	True	
Sample Preservation Verified.	True	
There is sufficient vol. for all requested analyses, incl. any requested MS/MSDs	True	
Containers requiring zero headspace have no headspace or bubble is <6mm (1/4").	True	
Multiphasic samples are not present.	True	
Samples do not require splitting or compositing.	True	
Residual Chlorine Checked.	N/A	

eurofins | Environment Testing

ANALYTICAL REPORT

PREPARED FOR

Attn: Robert (Trey) Singleton
Southern Company
3535 Colonnade Parkway
Bin S 530 EC
Birmingham, Alabama 35243

Generated 3/6/2024 8:25:22 AM

JOB DESCRIPTION

Plant Wansley Landfill

JOB NUMBER

680-247150-3

Eurofins Savannah
5102 LaRoche Avenue
Savannah GA 31404

See page two for job notes and contact information.

myEOL

Job Notes

This report may not be reproduced except in full, and with written approval from the laboratory. The results relate only to the samples tested. For questions please contact the Project Manager at the e-mail address or telephone number listed on this page.

The test results in this report relate only to the samples as received by the laboratory and will meet all requirements of the methodology, with any exceptions noted. This report shall not be reproduced except in full, without the express written approval of the laboratory. All questions should be directed to the Eurofins Environment Testing Southeast, LLC Project Manager.

Authorization



Generated
3/6/2024 8:25:22 AM

Authorized for release by
David Fuller, Project Manager
David.Fuller@et.eurofinsus.com
(770)344-8986

Definitions/Glossary

Client: Southern Company
Project/Site: Plant Wansley Landfill

Job ID: 680-247150-3

Qualifiers

Metals

Qualifier	Qualifier Description
*+	LCS and/or LCSD is outside acceptance limits, high biased.
B	Compound was found in the blank and sample.
F1	MS and/or MSD recovery exceeds control limits.
J	Result is less than the RL but greater than or equal to the MDL and the concentration is an approximate value.

Glossary

Abbreviation	These commonly used abbreviations may or may not be present in this report.
¤	Listed under the "D" column to designate that the result is reported on a dry weight basis
%R	Percent Recovery
CFL	Contains Free Liquid
CFU	Colony Forming Unit
CNF	Contains No Free Liquid
DER	Duplicate Error Ratio (normalized absolute difference)
Dil Fac	Dilution Factor
DL	Detection Limit (DoD/DOE)
DL, RA, RE, IN	Indicates a Dilution, Re-analysis, Re-extraction, or additional Initial metals/anion analysis of the sample
DLC	Decision Level Concentration (Radiochemistry)
EDL	Estimated Detection Limit (Dioxin)
LOD	Limit of Detection (DoD/DOE)
LOQ	Limit of Quantitation (DoD/DOE)
MCL	EPA recommended "Maximum Contaminant Level"
MDA	Minimum Detectable Activity (Radiochemistry)
MDC	Minimum Detectable Concentration (Radiochemistry)
MDL	Method Detection Limit
ML	Minimum Level (Dioxin)
MPN	Most Probable Number
MQL	Method Quantitation Limit
NC	Not Calculated
ND	Not Detected at the reporting limit (or MDL or EDL if shown)
NEG	Negative / Absent
POS	Positive / Present
PQL	Practical Quantitation Limit
PRES	Presumptive
QC	Quality Control
RER	Relative Error Ratio (Radiochemistry)
RL	Reporting Limit or Requested Limit (Radiochemistry)
RPD	Relative Percent Difference, a measure of the relative difference between two points
TEF	Toxicity Equivalent Factor (Dioxin)
TEQ	Toxicity Equivalent Quotient (Dioxin)
TNTC	Too Numerous To Count

Sample Summary

Client: Southern Company
Project/Site: Plant Wansley Landfill

Job ID: 680-247150-3

Lab Sample ID	Client Sample ID	Matrix	Collected	Received
680-247150-10	WAN-GWC-31	Water	02/21/24 16:20	02/24/24 09:52

Job ID: 680-247150-3 — Eurofins Savannah

Job Narrative
680-247150-3

Analytical test results meet all requirements of the associated regulatory program listed on the Accreditation/Certification Summary Page unless otherwise noted under the individual analysis. Data qualifiers are applied to indicate exceptions. Noncompliant quality control (QC) is further explained in narrative comments.

- Matrix QC may not be reported if insufficient sample or site-specific QC samples were not submitted. In these situations, to demonstrate precision and accuracy at a batch level, a LCS/LCSD may be performed, unless otherwise specified in the method.
- Surrogate and/or isotope dilution analyte recoveries (if applicable) which are outside of the QC window are confirmed unless attributed to a dilution or otherwise noted in the narrative.

Receipt
The samples were received on 2/24/2024 9:52 AM. Unless otherwise noted below, the samples arrived in good condition, and, where required, properly preserved and on ice. The temperatures of the 2 coolers at receipt time were 0.9°C and 3.2°C.

Metals
No additional analytical or quality issues were noted, other than those described above or in the Definitions/ Glossary page.

Client Sample Results

Client: Southern Company
Project/Site: Plant Wansley Landfill

Job ID: 680-247150-3

Client Sample ID: WAN-GWC-31

Lab Sample ID: 680-247150-10

Date Collected: 02/21/24 16:20

Matrix: Water

Date Received: 02/24/24 09:52

Method: SW846 6020B - Metals (ICP/MS) - Dissolved

Analyte	Result	Qualifier	RL	MDL	Unit	D	Prepared	Analyzed	Dil Fac
Antimony, Dissolved	<0.00034		0.0020	0.00034	mg/L		02/27/24 04:59	02/28/24 17:53	1
Arsenic, Dissolved	<0.00086		0.0010	0.00086	mg/L		02/27/24 04:59	02/28/24 17:53	1
Barium, Dissolved	**0.00096**	**J**	0.010	0.00089	mg/L		02/27/24 04:59	02/28/24 17:53	1
Beryllium, Dissolved	**0.00028**	**J**	0.0025	0.00020	mg/L		02/27/24 04:59	02/28/24 17:53	1
Boron, Dissolved	**0.025**	**J**	0.080	0.022	mg/L		02/27/24 04:59	02/28/24 17:53	1
Cadmium, Dissolved	<0.000078		0.0025	0.000078	mg/L		02/27/24 04:59	02/28/24 17:53	1
Calcium, Dissolved	**6.7**		0.50	0.14	mg/L		02/27/24 04:59	02/28/24 17:53	1
Chromium, Dissolved	**0.0012**	**J**	0.0020	0.0012	mg/L		02/27/24 04:59	02/28/24 17:53	1
Cobalt, Dissolved	<0.00022		0.0025	0.00022	mg/L		02/27/24 04:59	02/28/24 17:53	1
Copper, Dissolved	<0.0011	*+	0.0020	0.0011	mg/L		02/27/24 04:59	02/28/24 17:53	1
Lead, Dissolved	<0.00021		0.0010	0.00021	mg/L		02/27/24 04:59	02/28/24 17:53	1
Nickel, Dissolved	**0.0011**	**B**	0.0010	0.00042	mg/L		02/27/24 04:59	02/28/24 17:53	1
Selenium, Dissolved	<0.00099		0.0050	0.00099	mg/L		02/27/24 04:59	02/28/24 17:53	1
Silver, Dissolved	<0.00039		0.0010	0.00039	mg/L		02/27/24 04:59	02/28/24 17:53	1
Thallium, Dissolved	<0.00026		0.0010	0.00026	mg/L		02/27/24 04:59	02/28/24 17:53	1
Vanadium, Dissolved	<0.00063		0.0020	0.00063	mg/L		02/27/24 04:59	02/28/24 17:53	1
Zinc, Dissolved	**0.0032**	**J**	0.0050	0.0028	mg/L		02/27/24 04:59	02/28/24 17:53	1

Method: SW846 7470A - Mercury (CVAA) - Dissolved

Analyte	Result	Qualifier	RL	MDL	Unit	D	Prepared	Analyzed	Dil Fac
Mercury, Dissolved	<0.000080		0.00020	0.000080	mg/L		02/28/24 14:33	02/28/24 18:51	1

Method: 6020B - Metals (ICP/MS)

Lab Sample ID: MB 680-824747/1-A
Matrix: Water
Analysis Batch: 825099

Client Sample ID: Method Blank
Prep Type: Total Recoverable
Prep Batch: 824747

Analyte	MB Result	MB Qualifier	RL	MDL	Unit	D	Prepared	Analyzed	Dil Fac
Antimony, Dissolved	<0.00034		0.0020	0.00034	mg/L		02/27/24 04:59	02/28/24 17:47	1
Arsenic, Dissolved	<0.00086		0.0010	0.00086	mg/L		02/27/24 04:59	02/28/24 17:47	1
Barium, Dissolved	<0.00089		0.010	0.00089	mg/L		02/27/24 04:59	02/28/24 17:47	1
Beryllium, Dissolved	<0.00020		0.0025	0.00020	mg/L		02/27/24 04:59	02/28/24 17:47	1
Boron, Dissolved	<0.022		0.080	0.022	mg/L		02/27/24 04:59	02/28/24 17:47	1
Cadmium, Dissolved	<0.000078		0.0025	0.000078	mg/L		02/27/24 04:59	02/28/24 17:47	1
Calcium, Dissolved	<0.14		0.50	0.14	mg/L		02/27/24 04:59	02/28/24 17:47	1
Chromium, Dissolved	<0.0012		0.0020	0.0012	mg/L		02/27/24 04:59	02/28/24 17:47	1
Cobalt, Dissolved	<0.00022		0.0025	0.00022	mg/L		02/27/24 04:59	02/28/24 17:47	1
Copper, Dissolved	<0.0011		0.0020	0.0011	mg/L		02/27/24 04:59	02/28/24 17:47	1
Lead, Dissolved	<0.00021		0.0010	0.00021	mg/L		02/27/24 04:59	02/28/24 17:47	1
Nickel, Dissolved	0.000470	J	0.0010	0.00042	mg/L		02/27/24 04:59	02/28/24 17:47	1
Selenium, Dissolved	<0.00099		0.0050	0.00099	mg/L		02/27/24 04:59	02/28/24 17:47	1
Silver, Dissolved	<0.00039		0.0010	0.00039	mg/L		02/27/24 04:59	02/28/24 17:47	1
Thallium, Dissolved	<0.00026		0.0010	0.00026	mg/L		02/27/24 04:59	02/28/24 17:47	1
Vanadium, Dissolved	<0.00063		0.0020	0.00063	mg/L		02/27/24 04:59	02/28/24 17:47	1
Zinc, Dissolved	<0.0028		0.0050	0.0028	mg/L		02/27/24 04:59	02/28/24 17:47	1

Lab Sample ID: LCS 680-824747/2-A
Matrix: Water
Analysis Batch: 825099

Client Sample ID: Lab Control Sample
Prep Type: Total Recoverable
Prep Batch: 824747

Analyte	Spike Added	LCS Result	LCS Qualifier	Unit	D	%Rec	%Rec Limits
Antimony, Dissolved	0.0500	0.0579		mg/L		116	80 - 120
Arsenic, Dissolved	0.100	0.111		mg/L		111	80 - 120
Barium, Dissolved	0.100	0.116		mg/L		116	80 - 120
Beryllium, Dissolved	0.0500	0.0576		mg/L		115	80 - 120
Boron, Dissolved	0.400	0.436		mg/L		109	80 - 120
Cadmium, Dissolved	0.0500	0.0584		mg/L		117	80 - 120
Calcium, Dissolved	5.00	5.68		mg/L		114	80 - 120
Chromium, Dissolved	0.100	0.119		mg/L		119	80 - 120
Cobalt, Dissolved	0.0500	0.0602		mg/L		120	80 - 120
Copper, Dissolved	0.101	0.123	*+	mg/L		122	80 - 120
Lead, Dissolved	0.500	0.548		mg/L		110	80 - 120
Nickel, Dissolved	0.100	0.116		mg/L		116	80 - 120
Selenium, Dissolved	0.100	0.104		mg/L		104	80 - 120
Silver, Dissolved	0.0500	0.0574		mg/L		115	80 - 120
Thallium, Dissolved	0.0500	0.0598		mg/L		120	80 - 120
Vanadium, Dissolved	0.100	0.116		mg/L		116	80 - 120
Zinc, Dissolved	0.0505	0.0573		mg/L		113	80 - 120

Lab Sample ID: 680-247150-10 MS
Matrix: Water
Analysis Batch: 825099

Client Sample ID: WAN-GWC-31
Prep Type: Dissolved
Prep Batch: 824747

Analyte	Sample Result	Sample Qualifier	Spike Added	MS Result	MS Qualifier	Unit	D	%Rec	%Rec Limits
Antimony, Dissolved	<0.00034		0.0500	0.0528		mg/L		106	75 - 125
Arsenic, Dissolved	<0.00086		0.100	0.0998		mg/L		100	75 - 125
Barium, Dissolved	0.00096	J	0.100	0.109		mg/L		109	75 - 125

Method: 6020B - Metals (ICP/MS) (Continued)

Lab Sample ID: 680-247150-10 MS
Matrix: Water
Analysis Batch: 825099

Client Sample ID: WAN-GWC-31
Prep Type: Dissolved
Prep Batch: 824747

Analyte	Sample Result	Sample Qualifier	Spike Added	MS Result	MS Qualifier	Unit	D	%Rec	%Rec Limits
Beryllium, Dissolved	0.00028	J	0.0500	0.0533		mg/L		106	75 - 125
Boron, Dissolved	0.025	J	0.400	0.421		mg/L		99	75 - 125
Cadmium, Dissolved	<0.000078		0.0500	0.0540		mg/L		108	75 - 125
Calcium, Dissolved	6.7		5.00	11.7		mg/L		101	75 - 125
Chromium, Dissolved	0.0012	J	0.100	0.110		mg/L		109	75 - 125
Cobalt, Dissolved	<0.00022		0.0500	0.0556		mg/L		111	75 - 125
Copper, Dissolved	<0.0011	*+	0.101	0.114		mg/L		113	75 - 125
Lead, Dissolved	<0.00021		0.500	0.512		mg/L		102	75 - 125
Nickel, Dissolved	0.0011	B	0.100	0.105		mg/L		104	75 - 125
Selenium, Dissolved	<0.00099		0.100	0.0950		mg/L		95	75 - 125
Silver, Dissolved	<0.00039		0.0500	0.0527		mg/L		105	75 - 125
Thallium, Dissolved	<0.00026		0.0500	0.0559		mg/L		112	75 - 125
Vanadium, Dissolved	<0.00063		0.100	0.107		mg/L		107	75 - 125
Zinc, Dissolved	0.0032	J	0.0505	0.0559		mg/L		104	75 - 125

Lab Sample ID: 680-247150-10 MSD
Matrix: Water
Analysis Batch: 825099

Client Sample ID: WAN-GWC-31
Prep Type: Dissolved
Prep Batch: 824747

Analyte	Sample Result	Sample Qualifier	Spike Added	MSD Result	MSD Qualifier	Unit	D	%Rec	%Rec Limits	RPD	RPD Limit
Antimony, Dissolved	<0.00034		0.0500	0.0540		mg/L		108	75 - 125	2	20
Arsenic, Dissolved	<0.00086		0.100	0.101		mg/L		101	75 - 125	1	20
Barium, Dissolved	0.00096	J	0.100	0.111		mg/L		110	75 - 125	2	20
Beryllium, Dissolved	0.00028	J	0.0500	0.0529		mg/L		105	75 - 125	1	20
Boron, Dissolved	0.025	J	0.400	0.425		mg/L		100	75 - 125	1	20
Cadmium, Dissolved	<0.000078		0.0500	0.0547		mg/L		109	75 - 125	1	20
Calcium, Dissolved	6.7		5.00	11.6		mg/L		98	75 - 125	1	20
Chromium, Dissolved	0.0012	J	0.100	0.109		mg/L		108	75 - 125	1	20
Cobalt, Dissolved	<0.00022		0.0500	0.0560		mg/L		112	75 - 125	1	20
Copper, Dissolved	<0.0011	*+	0.101	0.118		mg/L		117	75 - 125	3	20
Lead, Dissolved	<0.00021		0.500	0.502		mg/L		100	75 - 125	2	20
Nickel, Dissolved	0.0011	B	0.100	0.109		mg/L		108	75 - 125	4	20
Selenium, Dissolved	<0.00099		0.100	0.0964		mg/L		96	75 - 125	1	20
Silver, Dissolved	<0.00039		0.0500	0.0546		mg/L		109	75 - 125	4	20
Thallium, Dissolved	<0.00026		0.0500	0.0541		mg/L		108	75 - 125	3	20
Vanadium, Dissolved	<0.00063		0.100	0.108		mg/L		108	75 - 125	1	20
Zinc, Dissolved	0.0032	J	0.0505	0.0554		mg/L		103	75 - 125	1	20

Method: 7470A - Mercury (CVAA)

Lab Sample ID: MB 680-825019/1-A
Matrix: Water
Analysis Batch: 825097

Client Sample ID: Method Blank
Prep Type: Total/NA
Prep Batch: 825019

Analyte	MB Result	MB Qualifier	RL	MDL	Unit	D	Prepared	Analyzed	Dil Fac
Mercury, Dissolved	<0.000080		0.00020	0.000080	mg/L		02/28/24 14:33	02/28/24 18:41	1

Method: 7470A - Mercury (CVAA) (Continued)

Lab Sample ID: LCS 680-825019/2-A
Matrix: Water
Analysis Batch: 825097

Client Sample ID: Lab Control Sample
Prep Type: Total/NA
Prep Batch: 825019

Analyte			Spike Added	LCS Result	LCS Qualifier	Unit	D	%Rec	%Rec Limits		
Mercury, Dissolved			0.00250	0.00220		mg/L		88	80 - 120		

Lab Sample ID: 680-247070-C-7-F MS
Matrix: Water
Analysis Batch: 825097

Client Sample ID: Matrix Spike
Prep Type: Total/NA
Prep Batch: 825019

Analyte	Sample Result	Sample Qualifier	Spike Added	MS Result	MS Qualifier	Unit	D	%Rec	%Rec Limits		
Mercury, Dissolved	<0.000080	F1	0.00100	0.00194	F1	mg/L		194	80 - 120		

Lab Sample ID: 680-247070-C-7-G MSD
Matrix: Water
Analysis Batch: 825097

Client Sample ID: Matrix Spike Duplicate
Prep Type: Total/NA
Prep Batch: 825019

Analyte	Sample Result	Sample Qualifier	Spike Added	MSD Result	MSD Qualifier	Unit	D	%Rec	%Rec Limits	RPD	RPD Limit
Mercury, Dissolved	<0.000080	F1	0.00100	0.00199	F1	mg/L		199	80 - 120	2	20

QC Association Summary

Client: Southern Company
Project/Site: Plant Wansley Landfill

Job ID: 680-247150-3

Metals

Prep Batch: 824747

Lab Sample ID	Client Sample ID	Prep Type	Matrix	Method	Prep Batch
680-247150-10	WAN-GWC-31	Dissolved	Water	3005A	
MB 680-824747/1-A	Method Blank	Total Recoverable	Water	3005A	
LCS 680-824747/2-A	Lab Control Sample	Total Recoverable	Water	3005A	
680-247150-10 MS	WAN-GWC-31	Dissolved	Water	3005A	
680-247150-10 MSD	WAN-GWC-31	Dissolved	Water	3005A	

Prep Batch: 825019

Lab Sample ID	Client Sample ID	Prep Type	Matrix	Method	Prep Batch
680-247150-10	WAN-GWC-31	Dissolved	Water	7470A	
MB 680-825019/1-A	Method Blank	Total/NA	Water	7470A	
LCS 680-825019/2-A	Lab Control Sample	Total/NA	Water	7470A	
680-247070-C-7-F MS	Matrix Spike	Total/NA	Water	7470A	
680-247070-C-7-G MSD	Matrix Spike Duplicate	Total/NA	Water	7470A	

Analysis Batch: 825097

Lab Sample ID	Client Sample ID	Prep Type	Matrix	Method	Prep Batch
680-247150-10	WAN-GWC-31	Dissolved	Water	7470A	825019
MB 680-825019/1-A	Method Blank	Total/NA	Water	7470A	825019
LCS 680-825019/2-A	Lab Control Sample	Total/NA	Water	7470A	825019
680-247070-C-7-F MS	Matrix Spike	Total/NA	Water	7470A	825019
680-247070-C-7-G MSD	Matrix Spike Duplicate	Total/NA	Water	7470A	825019

Analysis Batch: 825099

Lab Sample ID	Client Sample ID	Prep Type	Matrix	Method	Prep Batch
680-247150-10	WAN-GWC-31	Dissolved	Water	6020B	824747
MB 680-824747/1-A	Method Blank	Total Recoverable	Water	6020B	824747
LCS 680-824747/2-A	Lab Control Sample	Total Recoverable	Water	6020B	824747
680-247150-10 MS	WAN-GWC-31	Dissolved	Water	6020B	824747
680-247150-10 MSD	WAN-GWC-31	Dissolved	Water	6020B	824747

Lab Chronicle

Client: Southern Company
Project/Site: Plant Wansley Landfill

Job ID: 680-247150-3

Client Sample ID: WAN-GWC-31

Date Collected: 02/21/24 16:20
Date Received: 02/24/24 09:52

Lab Sample ID: 680-247150-10

Matrix: Water

Prep Type	Batch Type	Batch Method	Run	Dil Factor	Initial Amount	Final Amount	Batch Number	Prepared or Analyzed	Analyst	Lab
Dissolved	Prep	3005A			25 mL	125 mL	824747	02/27/24 04:59	RR	EET SAV
Dissolved	Analysis	6020B		1			825099	02/28/24 17:53	BWR	EET SAV
	Instrument ID: ICPMSD									
Dissolved	Prep	7470A			50 mL	50 mL	825019	02/28/24 14:33	RS	EET SAV
Dissolved	Analysis	7470A		1			825097	02/28/24 18:51	BJB	EET SAV
	Instrument ID: QuickTrace2									

Laboratory References:

EET SAV = Eurofins Savannah, 5102 LaRoche Avenue, Savannah, GA 31404, TEL (912)354-7858

Accreditation/Certification Summary

Client: Southern Company
Project/Site: Plant Wansley Landfill

Job ID: 680-247150-3

Laboratory: Eurofins Savannah

The accreditations/certifications listed below are applicable to this report.

Authority	Program	Identification Number	Expiration Date
Florida	NELAP	E87052	06-30-24
Georgia	State	E87052	06-30-24

Method Summary

Client: Southern Company
Project/Site: Plant Wansley Landfill

Job ID: 680-247150-3

Method	Method Description	Protocol	Laboratory
6020B	Metals (ICP/MS)	SW846	EET SAV
7470A	Mercury (CVAA)	SW846	EET SAV
3005A	Preparation, Total Recoverable or Dissolved Metals	SW846	EET SAV
7470A	Preparation, Mercury	SW846	EET SAV

Protocol References:

SW846 = "Test Methods For Evaluating Solid Waste, Physical/Chemical Methods", Third Edition, November 1986 And Its Updates.

Laboratory References:

EET SAV = Eurofins Savannah, 5102 LaRoche Avenue, Savannah, GA 31404, TEL (912)354-7858

Eurofins TestAmerica, Savannah
5102 LaRoche Avenue
Savannah, GA 31404
Phone (912) 354-7858 Fax (912) 352-0165

Chain of Custody Record

eurofins | Environment Testing America

Client Information	Sampler: A. Schnittker, D. Johnson ACC	Lab PM: Fuller, David	Carrier Tracking No(s):	COC No:
Client Contact: SCS Contacts	Phone: 770-594-5998	E-Mail: david.fuller@et.eurofinsus.com		Page: 1 of 1
Company: GA Power				Job #:
Address: 241 Ralph McGill Blvd SE	Due Date Requested:	Analysis Requested		Preservation Codes:
City: Atlanta	TAT Requested (days): Standard			A - HCL M - Hexane B - NaOH N - None C - Zn Acetate O - AsNaO2 D - Nitric Acid P - Na2O4S E - NaHSO4 Q - Na2SO3 F - MeOH R - Na2S2O3 G - Amchlor S - H2SO4 H - Ascorbic Acid T - TSP Dodecahydrate I - Ice U - Acetone J - DI Water V - MCAA K - EDTA W - pH 4-5 L - EDA Z - other (specify) Other:
State, Zip: GA, 30308				
Phone: 404-506-7116(Tel)	Lab Project #: 68027763			
Email: SCS Contacts / ACC Contacts	PO #: GPC82130-0004			
Project Name: Plant Wansley Landfill	Project #:			Task_Code: WAN-CCR-ASSMT-2024S1
Site:	SSOW#:			Special Instructions/Note: APP III + State Permit Metals

Sample Identification	Sample Date (mm/dd/yy)	Sample Time (hhmm)	Sample Type (C=Comp, G=grab)	Matrix (WG=ground water, WS=surface water, WQ=equality control)	Field Filtered Sample (Yes or No)	Perform MS/MSD (Yes or No)	APP III and State Permit Metals (EPA 6020 & 7470): As, B, Ba, Be, Ca, Cd, Cr, Co, Cu, Pb, Ni, Sb, Se, Ag, Tl, V, Zn, Hg	Cl, F, SO4, & TDS (EPA 300.0 & SM 2540C)	Dissolved	Total Number of containers
			Preservation Code:				D	I		
WAN-GWC-31	2/21/24	1620	G	WG	Y N	N	X	X	(BMcD 2/26/24	1
WAN-			G		N	N				
WAN-			G		N	N				
WAN-			G		N	N				
WAN-			G		N	N				
WAN-			G		N	N				
WAN-			G		N	N				
WAN-			G		N	N				
WAN-			G		N	N				
WAN-			G		N	N				
WAN-			G		N	N				

680-247150 Chain of Custody

Possible Hazard Identification	Sample Disposal (A fee may be assessed if samples are retained longer than 1 month)
☐ Non-Hazard ☐ Flammable ☐ Skin Irritant ☐ Poison B ☒ Unknown ☐ Radiological	☐ Return To Client ☒ Disposal By Lab ☐ Archive For _____ Months
Deliverable Requested: I, II, III, IV, Other (specify)	Special Instructions/QC Requirements:

Empty Kit Relinquished by:	Date:	Time:	Method of Shipment:

	Relinquished by:	Date/Time:	Company	Received by:	Date/Time:	Company
1		02/23/24 1000	ACC		02/23/24 1000	ACC
2		02/23/24 1050	ACC		2/23 1050	
3		2/23 1050			2/24/24 0952	

Custody Seals Intact: Δ Yes Δ No	Custody Seal No.:	Cooler Temperature(s) °C and Other Remarks: 3.2/3.2 0.9/0.9

Ver: 01/16/2019

Login Sample Receipt Checklist

Client: Southern Company

Job Number: 680-247150-3

Login Number: 247150
List Number: 1
Creator: Johnson, Corey M

List Source: Eurofins Savannah

Question	Answer	Comment
Radioactivity wasn't checked or is </= background as measured by a survey meter.	N/A	
The cooler's custody seal, if present, is intact.	True	
Sample custody seals, if present, are intact.	True	
The cooler or samples do not appear to have been compromised or tampered with.	True	
Samples were received on ice.	True	
Cooler Temperature is acceptable.	True	
Cooler Temperature is recorded.	True	
COC is present.	True	
COC is filled out in ink and legible.	True	
COC is filled out with all pertinent information.	True	
Is the Field Sampler's name present on COC?	True	
There are no discrepancies between the containers received and the COC.	True	
Samples are received within Holding Time (excluding tests with immediate HTs)	True	
Sample containers have legible labels.	True	
Containers are not broken or leaking.	True	
Sample collection date/times are provided.	True	
Appropriate sample containers are used.	True	
Sample bottles are completely filled.	True	
Sample Preservation Verified.	N/A	
There is sufficient vol. for all requested analyses, incl. any requested MS/MSDs	True	
Containers requiring zero headspace have no headspace or bubble is <6mm (1/4").	N/A	
Multiphasic samples are not present.	True	
Samples do not require splitting or compositing.	True	
Residual Chlorine Checked.	N/A	

eurofins | Environment Testing

ANALYTICAL REPORT

PREPARED FOR

Attn: Robert (Trey) Singleton
Southern Company
3535 Colonnade Parkway
Bin S 530 EC
Birmingham, Alabama 35243

Generated 3/5/2024 6:10:42 PM

JOB DESCRIPTION

Plant Wansley Landfill Surface Waters

JOB NUMBER

680-247074-1

Eurofins Savannah
5102 LaRoche Avenue
Savannah GA 31404

See page two for job notes and contact information.

myEOL

Job Notes

This report may not be reproduced except in full, and with written approval from the laboratory. The results relate only to the samples tested. For questions please contact the Project Manager at the e-mail address or telephone number listed on this page.

The test results in this report relate only to the samples as received by the laboratory and will meet all requirements of the methodology, with any exceptions noted. This report shall not be reproduced except in full, without the express written approval of the laboratory. All questions should be directed to the Eurofins Environment Testing Southeast, LLC Project Manager.

Authorization



Generated
3/5/2024 6:10:42 PM

Authorized for release by
David Fuller, Project Manager
David.Fuller@et.eurofinsus.com
(770)344-8986

Definitions/Glossary

Client: Southern Company
Job ID: 680-247074-1
Project/Site: Plant Wansley Landfill Surface Waters

Qualifiers

Metals

Qualifier	Qualifier Description
B	Compound was found in the blank and sample.
J	Result is less than the RL but greater than or equal to the MDL and the concentration is an approximate value.

Glossary

Abbreviation	These commonly used abbreviations may or may not be present in this report.
¤	Listed under the "D" column to designate that the result is reported on a dry weight basis
%R	Percent Recovery
CFL	Contains Free Liquid
CFU	Colony Forming Unit
CNF	Contains No Free Liquid
DER	Duplicate Error Ratio (normalized absolute difference)
Dil Fac	Dilution Factor
DL	Detection Limit (DoD/DOE)
DL, RA, RE, IN	Indicates a Dilution, Re-analysis, Re-extraction, or additional Initial metals/anion analysis of the sample
DLC	Decision Level Concentration (Radiochemistry)
EDL	Estimated Detection Limit (Dioxin)
LOD	Limit of Detection (DoD/DOE)
LOQ	Limit of Quantitation (DoD/DOE)
MCL	EPA recommended "Maximum Contaminant Level"
MDA	Minimum Detectable Activity (Radiochemistry)
MDC	Minimum Detectable Concentration (Radiochemistry)
MDL	Method Detection Limit
ML	Minimum Level (Dioxin)
MPN	Most Probable Number
MQL	Method Quantitation Limit
NC	Not Calculated
ND	Not Detected at the reporting limit (or MDL or EDL if shown)
NEG	Negative / Absent
POS	Positive / Present
PQL	Practical Quantitation Limit
PRES	Presumptive
QC	Quality Control
RER	Relative Error Ratio (Radiochemistry)
RL	Reporting Limit or Requested Limit (Radiochemistry)
RPD	Relative Percent Difference, a measure of the relative difference between two points
TEF	Toxicity Equivalent Factor (Dioxin)
TEQ	Toxicity Equivalent Quotient (Dioxin)
TNTC	Too Numerous To Count

Sample Summary

Client: Southern Company
Job ID: 680-247074-1
Project/Site: Plant Wansley Landfill Surface Waters

Lab Sample ID	Client Sample ID	Matrix	Collected	Received
680-247074-1	WAN-SWA-1	Water	02/21/24 12:41	02/23/24 09:31
680-247074-2	WAN-SWA-6	Water	02/21/24 11:08	02/23/24 09:31
680-247074-3	WAN-SWC-3	Water	02/21/24 11:49	02/23/24 09:31
680-247074-4	WAN-SWC-5	Water	02/21/24 10:40	02/23/24 09:31
680-247074-5	WAN-SWC-7	Water	02/21/24 13:32	02/23/24 09:31

Job ID: 680-247074-1 Eurofins Savannah

Job Narrative
680-247074-1

Analytical test results meet all requirements of the associated regulatory program listed on the Accreditation/Certification Summary Page unless otherwise noted under the individual analysis. Data qualifiers are applied to indicate exceptions. Noncompliant quality control (QC) is further explained in narrative comments.

- Matrix QC may not be reported if insufficient sample or site-specific QC samples were not submitted. In these situations, to demonstrate precision and accuracy at a batch level, a LCS/LCSD may be performed, unless otherwise specified in the method.
- Surrogate and/or isotope dilution analyte recoveries (if applicable) which are outside of the QC window are confirmed unless attributed to a dilution or otherwise noted in the narrative.

Receipt
The samples were received on 2/23/2024 9:31 AM. Unless otherwise noted below, the samples arrived in good condition, and, where required, properly preserved and on ice. The temperature of the cooler at receipt time was 1.4°C.

HPLC/IC
No additional analytical or quality issues were noted, other than those described above or in the Definitions/ Glossary page.

Metals
No additional analytical or quality issues were noted, other than those described above or in the Definitions/ Glossary page.

General Chemistry
No additional analytical or quality issues were noted, other than those described above or in the Definitions/ Glossary page.

Client: Southern Company
Project/Site: Plant Wansley Landfill Surface Waters

Job ID: 680-247074-1

Client Sample ID: WAN-SWA-1

Lab Sample ID: 680-247074-1

Date Collected: 02/21/24 12:41

Matrix: Water

Date Received: 02/23/24 09:31

Method: EPA 300.0 - Anions, Ion Chromatography

Analyte	Result	Qualifier	RL	MDL	Unit	D	Prepared	Analyzed	Dil Fac
Fluoride	<0.20		0.40	0.20	mg/L			03/04/24 11:12	1
Chloride	**3.2**		1.0	0.20	mg/L			03/04/24 11:12	1
Sulfate	**2.8**		1.0	0.50	mg/L			03/04/24 11:12	1

Method: SW846 6020B - Metals (ICP/MS) - Total Recoverable

Analyte	Result	Qualifier	RL	MDL	Unit	D	Prepared	Analyzed	Dil Fac
Antimony	<0.00034		0.0020	0.00034	mg/L		02/26/24 10:08	02/28/24 01:31	1
Arsenic	<0.00086		0.0010	0.00086	mg/L		02/26/24 10:08	02/28/24 01:31	1
Barium	**0.019**	**B**	0.010	0.00089	mg/L		02/26/24 10:08	02/28/24 01:31	1
Beryllium	<0.00020		0.0025	0.00020	mg/L		02/26/24 10:08	02/28/24 01:31	1
Boron	**0.024**	**J**	0.080	0.022	mg/L		02/26/24 10:08	02/28/24 01:31	1
Cadmium	<0.000078		0.0025	0.000078	mg/L		02/26/24 10:08	02/28/24 01:31	1
Calcium	**2.9**		0.50	0.14	mg/L		02/26/24 10:08	02/28/24 01:31	1
Chromium	<0.0012		0.0020	0.0012	mg/L		02/26/24 10:08	02/28/24 01:31	1
Cobalt	<0.00022		0.0025	0.00022	mg/L		02/26/24 10:08	02/28/24 01:31	1
Copper	<0.0011		0.0020	0.0011	mg/L		02/26/24 10:08	02/28/24 01:31	1
Lead	<0.00021		0.0010	0.00021	mg/L		02/26/24 10:08	02/28/24 01:31	1
Nickel	**0.00046**	**J**	0.0010	0.00042	mg/L		02/26/24 10:08	02/28/24 01:31	1
Selenium	**0.0012**	**J B**	0.0050	0.00099	mg/L		02/26/24 10:08	02/28/24 01:31	1
Silver	<0.00039		0.0010	0.00039	mg/L		02/26/24 10:08	02/28/24 01:31	1
Thallium	<0.00026		0.0010	0.00026	mg/L		02/26/24 10:08	02/28/24 01:31	1
Vanadium	<0.00063		0.0020	0.00063	mg/L		02/26/24 10:08	02/28/24 01:31	1
Zinc	<0.0028		0.0050	0.0028	mg/L		02/26/24 10:08	02/28/24 01:31	1

Method: SW846 7470A - Mercury

Analyte	Result	Qualifier	RL	MDL	Unit	D	Prepared	Analyzed	Dil Fac
Mercury	<0.000080		0.00020	0.000080	mg/L		02/29/24 10:17	02/29/24 15:29	1

General Chemistry

Analyte	Result	Qualifier	RL	MDL	Unit	D	Prepared	Analyzed	Dil Fac
Total Dissolved Solids (SM 2540C-2011)	**37**		10	10	mg/L			02/27/24 18:01	1

Client Sample ID: WAN-SWA-6

Lab Sample ID: 680-247074-2

Date Collected: 02/21/24 11:08

Matrix: Water

Date Received: 02/23/24 09:31

Method: EPA 300.0 - Anions, Ion Chromatography

Analyte	Result	Qualifier	RL	MDL	Unit	D	Prepared	Analyzed	Dil Fac
Fluoride	<0.20		0.40	0.20	mg/L			03/04/24 14:52	1
Chloride	**4.8**		1.0	0.20	mg/L			03/04/24 14:52	1
Sulfate	**15**		1.0	0.50	mg/L			03/04/24 14:52	1

Method: SW846 6020B - Metals (ICP/MS) - Total Recoverable

Analyte	Result	Qualifier	RL	MDL	Unit	D	Prepared	Analyzed	Dil Fac
Antimony	<0.00034		0.0020	0.00034	mg/L		02/26/24 10:08	02/28/24 01:28	1
Arsenic	<0.00086		0.0010	0.00086	mg/L		02/26/24 10:08	02/28/24 01:28	1
Barium	**0.024**	**B**	0.010	0.00089	mg/L		02/26/24 10:08	02/28/24 01:28	1
Beryllium	<0.00020		0.0025	0.00020	mg/L		02/26/24 10:08	02/28/24 01:28	1
Boron	**0.051**	**J**	0.080	0.022	mg/L		02/26/24 10:08	02/28/24 01:28	1
Cadmium	<0.000078		0.0025	0.000078	mg/L		02/26/24 10:08	02/28/24 01:28	1

Client Sample ID: WAN-SWA-6

Lab Sample ID: 680-247074-2

Date Collected: 02/21/24 11:08

Matrix: Water

Date Received: 02/23/24 09:31

Method: SW846 6020B - Metals (ICP/MS) - Total Recoverable (Continued)

Analyte	Result	Qualifier	RL	MDL	Unit	D	Prepared	Analyzed	Dil Fac
Calcium	**7.5**		0.50	0.14	mg/L		02/26/24 10:08	02/28/24 01:28	1
Chromium	<0.0012		0.0020	0.0012	mg/L		02/26/24 10:08	02/28/24 01:28	1
Cobalt	**0.00052**	**J**	0.0025	0.00022	mg/L		02/26/24 10:08	02/28/24 01:28	1
Copper	<0.0011		0.0020	0.0011	mg/L		02/26/24 10:08	02/28/24 01:28	1
Lead	<0.00021		0.0010	0.00021	mg/L		02/26/24 10:08	02/28/24 01:28	1
Nickel	**0.00044**	**J**	0.0010	0.00042	mg/L		02/26/24 10:08	02/28/24 01:28	1
Selenium	<0.00099		0.0050	0.00099	mg/L		02/26/24 10:08	02/28/24 01:28	1
Silver	<0.00039		0.0010	0.00039	mg/L		02/26/24 10:08	02/28/24 01:28	1
Thallium	<0.00026		0.0010	0.00026	mg/L		02/26/24 10:08	02/28/24 01:28	1
Vanadium	<0.00063		0.0020	0.00063	mg/L		02/26/24 10:08	02/28/24 01:28	1
Zinc	**0.0032**	**J**	0.0050	0.0028	mg/L		02/26/24 10:08	02/28/24 01:28	1

Method: SW846 7470A - Mercury

Analyte	Result	Qualifier	RL	MDL	Unit	D	Prepared	Analyzed	Dil Fac
Mercury	<0.000080		0.00020	0.000080	mg/L		02/29/24 10:17	02/29/24 15:31	1

General Chemistry

Analyte	Result	Qualifier	RL	MDL	Unit	D	Prepared	Analyzed	Dil Fac
Total Dissolved Solids (SM 2540C-2011)	**53**		10	10	mg/L			02/27/24 18:01	1

Client Sample ID: WAN-SWC-3

Lab Sample ID: 680-247074-3

Date Collected: 02/21/24 11:49

Matrix: Water

Date Received: 02/23/24 09:31

Method: EPA 300.0 - Anions, Ion Chromatography

Analyte	Result	Qualifier	RL	MDL	Unit	D	Prepared	Analyzed	Dil Fac
Fluoride	<1.0		2.0	1.0	mg/L			03/04/24 16:17	5
Chloride	**180**		5.0	1.0	mg/L			03/04/24 16:17	5
Sulfate	**23**		5.0	2.5	mg/L			03/04/24 16:17	5

Method: SW846 6020B - Metals (ICP/MS) - Total Recoverable

Analyte	Result	Qualifier	RL	MDL	Unit	D	Prepared	Analyzed	Dil Fac
Antimony	<0.00034		0.0020	0.00034	mg/L		02/26/24 10:08	02/28/24 01:20	1
Arsenic	**0.0048**		0.0010	0.00086	mg/L		02/26/24 10:08	02/28/24 01:20	1
Barium	**0.11**	**B**	0.010	0.00089	mg/L		02/26/24 10:08	02/28/24 01:20	1
Beryllium	**0.00024**	**J**	0.0025	0.00020	mg/L		02/26/24 10:08	02/28/24 01:20	1
Boron	**1.4**		0.080	0.022	mg/L		02/26/24 10:08	02/28/24 01:20	1
Cadmium	**0.00044**	**J**	0.0025	0.000078	mg/L		02/26/24 10:08	02/28/24 01:20	1
Calcium	**53**		0.50	0.14	mg/L		02/26/24 10:08	02/28/24 01:20	1
Chromium	<0.0012		0.0020	0.0012	mg/L		02/26/24 10:08	02/28/24 01:20	1
Cobalt	**0.38**		0.0025	0.00022	mg/L		02/26/24 10:08	02/28/24 01:20	1
Copper	<0.0011		0.0020	0.0011	mg/L		02/26/24 10:08	02/28/24 01:20	1
Lead	<0.00021		0.0010	0.00021	mg/L		02/26/24 10:08	02/28/24 01:20	1
Nickel	**0.018**		0.0010	0.00042	mg/L		02/26/24 10:08	02/28/24 01:20	1
Selenium	**0.012**	**B**	0.0050	0.00099	mg/L		02/26/24 10:08	02/28/24 01:20	1
Silver	<0.00039		0.0010	0.00039	mg/L		02/26/24 10:08	02/28/24 01:20	1
Thallium	<0.00026		0.0010	0.00026	mg/L		02/26/24 10:08	02/28/24 01:20	1
Vanadium	<0.00063		0.0020	0.00063	mg/L		02/26/24 10:08	02/28/24 01:20	1
Zinc	**0.0076**		0.0050	0.0028	mg/L		02/26/24 10:08	02/28/24 01:20	1

Client Sample ID: WAN-SWC-3

Lab Sample ID: 680-247074-3

Date Collected: 02/21/24 11:49

Matrix: Water

Date Received: 02/23/24 09:31

Method: SW846 7470A - Mercury

Analyte	Result	Qualifier	RL	MDL	Unit	D	Prepared	Analyzed	Dil Fac
Mercury	<0.000080		0.00020	0.000080	mg/L		02/29/24 10:17	02/29/24 15:33	1

General Chemistry

Analyte	Result	Qualifier	RL	MDL	Unit	D	Prepared	Analyzed	Dil Fac
Total Dissolved Solids (SM 2540C-2011)	490		40	40	mg/L			02/27/24 18:01	1

Client Sample ID: WAN-SWC-5

Lab Sample ID: 680-247074-4

Date Collected: 02/21/24 10:40

Matrix: Water

Date Received: 02/23/24 09:31

Method: EPA 300.0 - Anions, Ion Chromatography

Analyte	Result	Qualifier	RL	MDL	Unit	D	Prepared	Analyzed	Dil Fac
Fluoride	<0.20		0.40	0.20	mg/L			03/04/24 16:34	1
Chloride	21		1.0	0.20	mg/L			03/04/24 16:34	1
Sulfate	17		1.0	0.50	mg/L			03/04/24 16:34	1

Method: SW846 6020B - Metals (ICP/MS) - Total Recoverable

Analyte	Result	Qualifier	RL	MDL	Unit	D	Prepared	Analyzed	Dil Fac
Antimony	<0.00034		0.0020	0.00034	mg/L		02/26/24 10:08	02/28/24 01:25	1
Arsenic	<0.00086		0.0010	0.00086	mg/L		02/26/24 10:08	02/28/24 01:25	1
Barium	0.084	B	0.010	0.00089	mg/L		02/26/24 10:08	02/28/24 01:25	1
Beryllium	<0.00020		0.0025	0.00020	mg/L		02/26/24 10:08	02/28/24 01:25	1
Boron	0.17		0.080	0.022	mg/L		02/26/24 10:08	02/28/24 01:25	1
Cadmium	<0.000078		0.0025	0.000078	mg/L		02/26/24 10:08	02/28/24 01:25	1
Calcium	14		0.50	0.14	mg/L		02/26/24 10:08	02/28/24 01:25	1
Chromium	<0.0012		0.0020	0.0012	mg/L		02/26/24 10:08	02/28/24 01:25	1
Cobalt	0.011		0.0025	0.00022	mg/L		02/26/24 10:08	02/28/24 01:25	1
Copper	<0.0011		0.0020	0.0011	mg/L		02/26/24 10:08	02/28/24 01:25	1
Lead	<0.00021		0.0010	0.00021	mg/L		02/26/24 10:08	02/28/24 01:25	1
Nickel	0.0060		0.0010	0.00042	mg/L		02/26/24 10:08	02/28/24 01:25	1
Selenium	<0.00099		0.0050	0.00099	mg/L		02/26/24 10:08	02/28/24 01:25	1
Silver	<0.00039		0.0010	0.00039	mg/L		02/26/24 10:08	02/28/24 01:25	1
Thallium	<0.00026		0.0010	0.00026	mg/L		02/26/24 10:08	02/28/24 01:25	1
Vanadium	<0.00063		0.0020	0.00063	mg/L		02/26/24 10:08	02/28/24 01:25	1
Zinc	0.0046	J	0.0050	0.0028	mg/L		02/26/24 10:08	02/28/24 01:25	1

Method: SW846 7470A - Mercury

Analyte	Result	Qualifier	RL	MDL	Unit	D	Prepared	Analyzed	Dil Fac
Mercury	<0.000080		0.00020	0.000080	mg/L		02/29/24 10:17	02/29/24 15:35	1

General Chemistry

Analyte	Result	Qualifier	RL	MDL	Unit	D	Prepared	Analyzed	Dil Fac
Total Dissolved Solids (SM 2540C-2011)	130		10	10	mg/L			02/27/24 18:01	1

Client Sample Results

Client: Southern Company
Project/Site: Plant Wansley Landfill Surface Waters

Job ID: 680-247074-1

Client Sample ID: WAN-SWC-7

Date Collected: 02/21/24 13:32
Date Received: 02/23/24 09:31

Lab Sample ID: 680-247074-5

Matrix: Water

Method: EPA 300.0 - Anions, Ion Chromatography

Analyte	Result	Qualifier	RL	MDL	Unit	D	Prepared	Analyzed	Dil Fac
Fluoride	<0.20		0.40	0.20	mg/L			03/04/24 16:51	1
Chloride	**7.7**		1.0	0.20	mg/L			03/04/24 16:51	1
Sulfate	**18**		1.0	0.50	mg/L			03/04/24 16:51	1

Method: SW846 6020B - Metals (ICP/MS) - Total Recoverable

Analyte	Result	Qualifier	RL	MDL	Unit	D	Prepared	Analyzed	Dil Fac
Antimony	<0.00034		0.0020	0.00034	mg/L		02/26/24 10:08	02/28/24 01:23	1
Arsenic	<0.00086		0.0010	0.00086	mg/L		02/26/24 10:08	02/28/24 01:23	1
Barium	**0.029**	**B**	0.010	0.00089	mg/L		02/26/24 10:08	02/28/24 01:23	1
Beryllium	<0.00020		0.0025	0.00020	mg/L		02/26/24 10:08	02/28/24 01:23	1
Boron	**0.13**		0.080	0.022	mg/L		02/26/24 10:08	02/28/24 01:23	1
Cadmium	<0.000078		0.0025	0.000078	mg/L		02/26/24 10:08	02/28/24 01:23	1
Calcium	**9.2**		0.50	0.14	mg/L		02/26/24 10:08	02/28/24 01:23	1
Chromium	<0.0012		0.0020	0.0012	mg/L		02/26/24 10:08	02/28/24 01:23	1
Cobalt	**0.00077**	**J**	0.0025	0.00022	mg/L		02/26/24 10:08	02/28/24 01:23	1
Copper	<0.0011		0.0020	0.0011	mg/L		02/26/24 10:08	02/28/24 01:23	1
Lead	<0.00021		0.0010	0.00021	mg/L		02/26/24 10:08	02/28/24 01:23	1
Nickel	**0.00091**	**J**	0.0010	0.00042	mg/L		02/26/24 10:08	02/28/24 01:23	1
Selenium	**0.0013**	**J B**	0.0050	0.00099	mg/L		02/26/24 10:08	02/28/24 01:23	1
Silver	<0.00039		0.0010	0.00039	mg/L		02/26/24 10:08	02/28/24 01:23	1
Thallium	<0.00026		0.0010	0.00026	mg/L		02/26/24 10:08	02/28/24 01:23	1
Vanadium	<0.00063		0.0020	0.00063	mg/L		02/26/24 10:08	02/28/24 01:23	1
Zinc	**0.0033**	**J**	0.0050	0.0028	mg/L		02/26/24 10:08	02/28/24 01:23	1

Method: SW846 7470A - Mercury

Analyte	Result	Qualifier	RL	MDL	Unit	D	Prepared	Analyzed	Dil Fac
Mercury	<0.000080		0.00020	0.000080	mg/L		02/29/24 10:17	02/29/24 15:37	1

General Chemistry

Analyte	Result	Qualifier	RL	MDL	Unit	D	Prepared	Analyzed	Dil Fac
Total Dissolved Solids (SM 2540C-2011)	**68**		10	10	mg/L			02/27/24 18:01	1

Method: 300.0 - Anions, Ion Chromatography

Lab Sample ID: MB 670-78891/6
Matrix: Water
Analysis Batch: 78891

Client Sample ID: Method Blank
Prep Type: Total/NA

Analyte	MB Result	MB Qualifier	RL	MDL	Unit	D	Prepared	Analyzed	Dil Fac
Fluoride	<0.20		0.40	0.20	mg/L			03/04/24 10:30	1
Chloride	<0.20		1.0	0.20	mg/L			03/04/24 10:30	1
Sulfate	<0.50		1.0	0.50	mg/L			03/04/24 10:30	1

Lab Sample ID: LCS 670-78891/4
Matrix: Water
Analysis Batch: 78891

Client Sample ID: Lab Control Sample
Prep Type: Total/NA

Analyte			Spike Added	LCS Result	LCS Qualifier	Unit	D	%Rec	%Rec Limits		
Fluoride			4.00	4.03		mg/L		101	90 - 110		
Chloride			4.00	3.85		mg/L		96	90 - 110		
Sulfate			4.00	3.77		mg/L		94	90 - 110		

Lab Sample ID: LCSD 670-78891/5
Matrix: Water
Analysis Batch: 78891

Client Sample ID: Lab Control Sample Dup
Prep Type: Total/NA

Analyte			Spike Added	LCSD Result	LCSD Qualifier	Unit	D	%Rec	%Rec Limits	RPD	RPD Limit
Fluoride			4.00	3.98		mg/L		99	90 - 110	1	20
Chloride			4.00	3.88		mg/L		97	90 - 110	1	20
Sulfate			4.00	3.85		mg/L		96	90 - 110	2	20

Lab Sample ID: 680-247074-1 MS
Matrix: Water
Analysis Batch: 78891

Client Sample ID: WAN-SWA-1
Prep Type: Total/NA

Analyte	Sample Result	Sample Qualifier	Spike Added	MS Result	MS Qualifier	Unit	D	%Rec	%Rec Limits		
Fluoride	<0.20		5.00	5.37		mg/L		107	80 - 120		
Chloride	3.2		5.00	8.40		mg/L		105	80 - 120		
Sulfate	2.8		5.00	8.37		mg/L		112	80 - 120		

Lab Sample ID: 680-247074-1 MSD
Matrix: Water
Analysis Batch: 78891

Client Sample ID: WAN-SWA-1
Prep Type: Total/NA

Analyte	Sample Result	Sample Qualifier	Spike Added	MSD Result	MSD Qualifier	Unit	D	%Rec	%Rec Limits	RPD	RPD Limit
Fluoride	<0.20		5.00	5.42		mg/L		108	80 - 120	1	20
Chloride	3.2		5.00	8.42		mg/L		105	80 - 120	0	20
Sulfate	2.8		5.00	8.42		mg/L		113	80 - 120	1	20

Lab Sample ID: 680-247074-2 MS
Matrix: Water
Analysis Batch: 78891

Client Sample ID: WAN-SWA-6
Prep Type: Total/NA

Analyte	Sample Result	Sample Qualifier	Spike Added	MS Result	MS Qualifier	Unit	D	%Rec	%Rec Limits		
Fluoride	<0.20		5.00	5.52		mg/L		110	80 - 120		
Chloride	4.8		5.00	9.92		mg/L		103	80 - 120		
Sulfate	15		5.00	19.3		mg/L		92	80 - 120		

Method: 300.0 - Anions, Ion Chromatography (Continued)

Lab Sample ID: 680-247074-2 MSD
Matrix: Water
Analysis Batch: 78891

Client Sample ID: WAN-SWA-6
Prep Type: Total/NA

Analyte	Sample Result	Sample Qualifier	Spike Added	MSD Result	MSD Qualifier	Unit	D	%Rec	%Rec Limits	RPD	RPD Limit
Fluoride	<0.20		5.00	5.52		mg/L		110	80 - 120	0	20
Chloride	4.8		5.00	9.92		mg/L		103	80 - 120	0	20
Sulfate	15		5.00	19.5		mg/L		96	80 - 120	1	20

Method: 6020B - Metals (ICP/MS)

Lab Sample ID: MB 680-824499/1-A
Matrix: Water
Analysis Batch: 824936

Client Sample ID: Method Blank
Prep Type: Total Recoverable
Prep Batch: 824499

Analyte	MB Result	MB Qualifier	RL	MDL	Unit	D	Prepared	Analyzed	Dil Fac
Antimony	<0.00034		0.0020	0.00034	mg/L		02/26/24 10:08	02/28/24 01:05	1
Arsenic	<0.00086		0.0010	0.00086	mg/L		02/26/24 10:08	02/28/24 01:05	1
Barium	0.00438	J	0.010	0.00089	mg/L		02/26/24 10:08	02/28/24 01:05	1
Beryllium	<0.00020		0.0025	0.00020	mg/L		02/26/24 10:08	02/28/24 01:05	1
Boron	<0.022		0.080	0.022	mg/L		02/26/24 10:08	02/28/24 01:05	1
Cadmium	<0.000078		0.0025	0.000078	mg/L		02/26/24 10:08	02/28/24 01:05	1
Calcium	<0.14		0.50	0.14	mg/L		02/26/24 10:08	02/28/24 01:05	1
Chromium	<0.0012		0.0020	0.0012	mg/L		02/26/24 10:08	02/28/24 01:05	1
Cobalt	<0.00022		0.0025	0.00022	mg/L		02/26/24 10:08	02/28/24 01:05	1
Copper	<0.0011		0.0020	0.0011	mg/L		02/26/24 10:08	02/28/24 01:05	1
Lead	<0.00021		0.0010	0.00021	mg/L		02/26/24 10:08	02/28/24 01:05	1
Nickel	<0.00042		0.0010	0.00042	mg/L		02/26/24 10:08	02/28/24 01:05	1
Selenium	0.00134	J	0.0050	0.00099	mg/L		02/26/24 10:08	02/28/24 01:05	1
Silver	<0.00039		0.0010	0.00039	mg/L		02/26/24 10:08	02/28/24 01:05	1
Thallium	<0.00026		0.0010	0.00026	mg/L		02/26/24 10:08	02/28/24 01:05	1
Vanadium	<0.00063		0.0020	0.00063	mg/L		02/26/24 10:08	02/28/24 01:05	1
Zinc	<0.0028		0.0050	0.0028	mg/L		02/26/24 10:08	02/28/24 01:05	1

Lab Sample ID: LCS 680-824499/2-A
Matrix: Water
Analysis Batch: 824936

Client Sample ID: Lab Control Sample
Prep Type: Total Recoverable
Prep Batch: 824499

Analyte	Spike Added	LCS Result	LCS Qualifier	Unit	D	%Rec	%Rec Limits
Antimony	0.0500	0.0532		mg/L		106	80 - 120
Arsenic	0.100	0.106		mg/L		106	80 - 120
Barium	0.100	0.108		mg/L		108	80 - 120
Beryllium	0.0500	0.0545		mg/L		109	80 - 120
Boron	0.400	0.379		mg/L		95	80 - 120
Cadmium	0.0500	0.0535		mg/L		107	80 - 120
Calcium	5.00	5.27		mg/L		105	80 - 120
Chromium	0.100	0.107		mg/L		106	80 - 120
Cobalt	0.0500	0.0542		mg/L		108	80 - 120
Copper	0.101	0.111		mg/L		110	80 - 120
Lead	0.500	0.491		mg/L		98	80 - 120
Nickel	0.100	0.104		mg/L		104	80 - 120
Selenium	0.100	0.106		mg/L		106	80 - 120
Silver	0.0500	0.0538		mg/L		108	80 - 120
Thallium	0.0500	0.0530		mg/L		106	80 - 120

Method: 6020B - Metals (ICP/MS) (Continued)

Lab Sample ID: LCS 680-824499/2-A
Matrix: Water
Analysis Batch: 824936

Client Sample ID: Lab Control Sample
Prep Type: Total Recoverable
Prep Batch: 824499

Analyte			Spike Added	LCS Result	LCS Qualifier	Unit	D	%Rec	%Rec Limits		
Vanadium			0.100	0.106		mg/L		106	80 - 120		
Zinc			0.0505	0.0562		mg/L		111	80 - 120		

Lab Sample ID: 680-247077-B-1-E MS
Matrix: Water
Analysis Batch: 824936

Client Sample ID: Matrix Spike
Prep Type: Total Recoverable
Prep Batch: 824499

Analyte	Sample Result	Sample Qualifier	Spike Added	MS Result	MS Qualifier	Unit	D	%Rec	%Rec Limits		
Antimony	<0.00034		0.0500	0.0536		mg/L		107	75 - 125		
Arsenic	<0.00086		0.100	0.107		mg/L		107	75 - 125		
Barium	0.093		0.100	0.203		mg/L		110	75 - 125		
Beryllium	<0.00020		0.0500	0.0545		mg/L		109	75 - 125		
Boron	0.034	J	0.400	0.405		mg/L		93	75 - 125		
Cadmium	<0.000078		0.0500	0.0550		mg/L		110	75 - 125		
Calcium	4.9		5.00	10.2		mg/L		105	75 - 125		
Chromium	<0.0012		0.100	0.108		mg/L		108	75 - 125		
Cobalt	0.057		0.0500	0.111		mg/L		109	75 - 125		
Copper	<0.0011		0.101	0.115		mg/L		114	75 - 125		
Lead	0.00061	J	0.500	0.500		mg/L		100	75 - 125		
Nickel	0.00045	J	0.100	0.107		mg/L		106	75 - 125		
Selenium	0.0015	J	0.100	0.106		mg/L		105	75 - 125		
Silver	<0.00039		0.0500	0.0553		mg/L		111	75 - 125		
Thallium	<0.00026		0.0500	0.0553		mg/L		111	75 - 125		
Vanadium	<0.00063		0.100	0.108		mg/L		108	75 - 125		
Zinc	0.0074		0.0505	0.0631		mg/L		110	75 - 125		

Lab Sample ID: 680-247077-B-1-F MSD
Matrix: Water
Analysis Batch: 824936

Client Sample ID: Matrix Spike Duplicate
Prep Type: Total Recoverable
Prep Batch: 824499

Analyte	Sample Result	Sample Qualifier	Spike Added	MSD Result	MSD Qualifier	Unit	D	%Rec	%Rec Limits	RPD	RPD Limit
Antimony	<0.00034		0.0500	0.0542		mg/L		108	75 - 125	1	20
Arsenic	<0.00086		0.100	0.107		mg/L		107	75 - 125	0	20
Barium	0.093		0.100	0.205		mg/L		112	75 - 125	1	20
Beryllium	<0.00020		0.0500	0.0538		mg/L		108	75 - 125	1	20
Boron	0.034	J	0.400	0.406		mg/L		93	75 - 125	0	20
Cadmium	<0.000078		0.0500	0.0548		mg/L		110	75 - 125	0	20
Calcium	4.9		5.00	10.2		mg/L		105	75 - 125	0	20
Chromium	<0.0012		0.100	0.107		mg/L		107	75 - 125	1	20
Cobalt	0.057		0.0500	0.111		mg/L		107	75 - 125	1	20
Copper	<0.0011		0.101	0.115		mg/L		114	75 - 125	0	20
Lead	0.00061	J	0.500	0.499		mg/L		100	75 - 125	0	20
Nickel	0.00045	J	0.100	0.106		mg/L		105	75 - 125	1	20
Selenium	0.0015	J	0.100	0.104		mg/L		103	75 - 125	2	20
Silver	<0.00039		0.0500	0.0556		mg/L		111	75 - 125	0	20
Thallium	<0.00026		0.0500	0.0552		mg/L		110	75 - 125	0	20
Vanadium	<0.00063		0.100	0.107		mg/L		107	75 - 125	1	20
Zinc	0.0074		0.0505	0.0630		mg/L		110	75 - 125	0	20

Method: 7470A - Mercury

Lab Sample ID: MB 680-825157/1-A
Matrix: Water
Analysis Batch: 825433

Client Sample ID: Method Blank
Prep Type: Total/NA
Prep Batch: 825157

Analyte	MB Result	MB Qualifier	RL	MDL	Unit	D	Prepared	Analyzed	Dil Fac
Mercury	<0.000080		0.00020	0.000080	mg/L		02/29/24 10:17	02/29/24 15:00	1

Lab Sample ID: LCS 680-825157/2-A
Matrix: Water
Analysis Batch: 825433

Client Sample ID: Lab Control Sample
Prep Type: Total/NA
Prep Batch: 825157

Analyte	Spike Added	LCS Result	LCS Qualifier	Unit	D	%Rec	%Rec Limits
Mercury	0.00250	0.00241		mg/L		97	80 - 120

Lab Sample ID: 680-247026-G-5-C MS
Matrix: Water
Analysis Batch: 825433

Client Sample ID: Matrix Spike
Prep Type: Total/NA
Prep Batch: 825157

Analyte	Sample Result	Sample Qualifier	Spike Added	MS Result	MS Qualifier	Unit	D	%Rec	%Rec Limits
Mercury	<0.000080		0.00100	0.000981		mg/L		98	80 - 120

Lab Sample ID: 680-247026-G-5-D MSD
Matrix: Water
Analysis Batch: 825433

Client Sample ID: Matrix Spike Duplicate
Prep Type: Total/NA
Prep Batch: 825157

Analyte	Sample Result	Sample Qualifier	Spike Added	MSD Result	MSD Qualifier	Unit	D	%Rec	%Rec Limits	RPD	RPD Limit
Mercury	<0.000080		0.00100	0.000961		mg/L		96	80 - 120	2	20

Method: 2540C-2011 - Total Dissolved Solids (Dried at 180 °C)

Lab Sample ID: MB 680-824879/1
Matrix: Water
Analysis Batch: 824879

Client Sample ID: Method Blank
Prep Type: Total/NA

Analyte	MB Result	MB Qualifier	RL	MDL	Unit	D	Prepared	Analyzed	Dil Fac
Total Dissolved Solids	<10		10	10	mg/L			02/27/24 18:01	1

Lab Sample ID: LCS 680-824879/2
Matrix: Water
Analysis Batch: 824879

Client Sample ID: Lab Control Sample
Prep Type: Total/NA

Analyte	Spike Added	LCS Result	LCS Qualifier	Unit	D	%Rec	%Rec Limits
Total Dissolved Solids	2410	2420		mg/L		100	80 - 120

Lab Sample ID: LCSD 680-824879/3
Matrix: Water
Analysis Batch: 824879

Client Sample ID: Lab Control Sample Dup
Prep Type: Total/NA

Analyte	Spike Added	LCSD Result	LCSD Qualifier	Unit	D	%Rec	%Rec Limits	RPD	RPD Limit
Total Dissolved Solids	2410	2420		mg/L		100	80 - 120	0	25

Method: 2540C-2011 - Total Dissolved Solids (Dried at 180 °C) (Continued)

Lab Sample ID: 680-247026-C-7 DU
Client Sample ID: Duplicate
Matrix: Water
Prep Type: Total/NA
Analysis Batch: 824879

Analyte	Sample Result	Sample Qualifier		DU Result	DU Qualifier	Unit	D			RPD	RPD Limit
Total Dissolved Solids	320			312		mg/L				4	5

Lab Sample ID: 680-247026-C-8 DU
Client Sample ID: Duplicate
Matrix: Water
Prep Type: Total/NA
Analysis Batch: 824879

Analyte	Sample Result	Sample Qualifier		DU Result	DU Qualifier	Unit	D			RPD	RPD Limit
Total Dissolved Solids	380			370		mg/L				3	5

QC Association Summary

Client: Southern Company
Job ID: 680-247074-1
Project/Site: Plant Wansley Landfill Surface Waters

HPLC/IC

Analysis Batch: 78891

Lab Sample ID	Client Sample ID	Prep Type	Matrix	Method	Prep Batch
680-247074-1	WAN-SWA-1	Total/NA	Water	300.0	
680-247074-2	WAN-SWA-6	Total/NA	Water	300.0	
680-247074-3	WAN-SWC-3	Total/NA	Water	300.0	
680-247074-4	WAN-SWC-5	Total/NA	Water	300.0	
680-247074-5	WAN-SWC-7	Total/NA	Water	300.0	
MB 670-78891/6	Method Blank	Total/NA	Water	300.0	
LCS 670-78891/4	Lab Control Sample	Total/NA	Water	300.0	
LCSD 670-78891/5	Lab Control Sample Dup	Total/NA	Water	300.0	
680-247074-1 MS	WAN-SWA-1	Total/NA	Water	300.0	
680-247074-1 MSD	WAN-SWA-1	Total/NA	Water	300.0	
680-247074-2 MS	WAN-SWA-6	Total/NA	Water	300.0	
680-247074-2 MSD	WAN-SWA-6	Total/NA	Water	300.0	

Metals

Prep Batch: 824499

Lab Sample ID	Client Sample ID	Prep Type	Matrix	Method	Prep Batch
680-247074-1	WAN-SWA-1	Total Recoverable	Water	3005A	
680-247074-2	WAN-SWA-6	Total Recoverable	Water	3005A	
680-247074-3	WAN-SWC-3	Total Recoverable	Water	3005A	
680-247074-4	WAN-SWC-5	Total Recoverable	Water	3005A	
680-247074-5	WAN-SWC-7	Total Recoverable	Water	3005A	
MB 680-824499/1-A	Method Blank	Total Recoverable	Water	3005A	
LCS 680-824499/2-A	Lab Control Sample	Total Recoverable	Water	3005A	
680-247077-B-1-E MS	Matrix Spike	Total Recoverable	Water	3005A	
680-247077-B-1-F MSD	Matrix Spike Duplicate	Total Recoverable	Water	3005A	

Analysis Batch: 824936

Lab Sample ID	Client Sample ID	Prep Type	Matrix	Method	Prep Batch
680-247074-1	WAN-SWA-1	Total Recoverable	Water	6020B	824499
680-247074-2	WAN-SWA-6	Total Recoverable	Water	6020B	824499
680-247074-3	WAN-SWC-3	Total Recoverable	Water	6020B	824499
680-247074-4	WAN-SWC-5	Total Recoverable	Water	6020B	824499
680-247074-5	WAN-SWC-7	Total Recoverable	Water	6020B	824499
MB 680-824499/1-A	Method Blank	Total Recoverable	Water	6020B	824499
LCS 680-824499/2-A	Lab Control Sample	Total Recoverable	Water	6020B	824499
680-247077-B-1-E MS	Matrix Spike	Total Recoverable	Water	6020B	824499
680-247077-B-1-F MSD	Matrix Spike Duplicate	Total Recoverable	Water	6020B	824499

Prep Batch: 825157

Lab Sample ID	Client Sample ID	Prep Type	Matrix	Method	Prep Batch
680-247074-1	WAN-SWA-1	Total/NA	Water	7470A	
680-247074-2	WAN-SWA-6	Total/NA	Water	7470A	
680-247074-3	WAN-SWC-3	Total/NA	Water	7470A	
680-247074-4	WAN-SWC-5	Total/NA	Water	7470A	
680-247074-5	WAN-SWC-7	Total/NA	Water	7470A	
MB 680-825157/1-A	Method Blank	Total/NA	Water	7470A	
LCS 680-825157/2-A	Lab Control Sample	Total/NA	Water	7470A	
680-247026-G-5-C MS	Matrix Spike	Total/NA	Water	7470A	
680-247026-G-5-D MSD	Matrix Spike Duplicate	Total/NA	Water	7470A	

QC Association Summary

Client: Southern Company
Job ID: 680-247074-1
Project/Site: Plant Wansley Landfill Surface Waters

Metals

Analysis Batch: 825433

Lab Sample ID	Client Sample ID	Prep Type	Matrix	Method	Prep Batch
680-247074-1	WAN-SWA-1	Total/NA	Water	7470A	825157
680-247074-2	WAN-SWA-6	Total/NA	Water	7470A	825157
680-247074-3	WAN-SWC-3	Total/NA	Water	7470A	825157
680-247074-4	WAN-SWC-5	Total/NA	Water	7470A	825157
680-247074-5	WAN-SWC-7	Total/NA	Water	7470A	825157
MB 680-825157/1-A	Method Blank	Total/NA	Water	7470A	825157
LCS 680-825157/2-A	Lab Control Sample	Total/NA	Water	7470A	825157
680-247026-G-5-C MS	Matrix Spike	Total/NA	Water	7470A	825157
680-247026-G-5-D MSD	Matrix Spike Duplicate	Total/NA	Water	7470A	825157

General Chemistry

Analysis Batch: 824879

Lab Sample ID	Client Sample ID	Prep Type	Matrix	Method	Prep Batch
680-247074-1	WAN-SWA-1	Total/NA	Water	2540C-2011	
680-247074-2	WAN-SWA-6	Total/NA	Water	2540C-2011	
680-247074-3	WAN-SWC-3	Total/NA	Water	2540C-2011	
680-247074-4	WAN-SWC-5	Total/NA	Water	2540C-2011	
680-247074-5	WAN-SWC-7	Total/NA	Water	2540C-2011	
MB 680-824879/1	Method Blank	Total/NA	Water	2540C-2011	
LCS 680-824879/2	Lab Control Sample	Total/NA	Water	2540C-2011	
LCSD 680-824879/3	Lab Control Sample Dup	Total/NA	Water	2540C-2011	
680-247026-C-7 DU	Duplicate	Total/NA	Water	2540C-2011	
680-247026-C-8 DU	Duplicate	Total/NA	Water	2540C-2011	

Lab Chronicle

Client: Southern Company
Job ID: 680-247074-1
Project/Site: Plant Wansley Landfill Surface Waters

Client Sample ID: WAN-SWA-1
Lab Sample ID: 680-247074-1
Date Collected: 02/21/24 12:41
Matrix: Water
Date Received: 02/23/24 09:31

Prep Type	Batch Type	Batch Method	Run	Dil Factor	Initial Amount	Final Amount	Batch Number	Prepared or Analyzed	Analyst	Lab
Total/NA	Analysis	300.0		1			78891	03/04/24 11:12	BR	EET ORL
	Instrument ID: IC_004									
Total Recoverable	Prep	3005A			25 mL	125 mL	824499	02/26/24 10:08	RR	EET SAV
Total Recoverable	Analysis	6020B		1			824936	02/28/24 01:31	BWR	EET SAV
	Instrument ID: ICPMSD									
Total/NA	Prep	7470A			50 mL	50 mL	825157	02/29/24 10:17	DW	EET SAV
Total/NA	Analysis	7470A		1			825433	02/29/24 15:29	DW	EET SAV
	Instrument ID: QuickTrace2									
Total/NA	Analysis	2540C-2011		1	200 mL	200 mL	824879	02/27/24 18:01	PG	EET SAV
	Instrument ID: NOEQUIP									

Client Sample ID: WAN-SWA-6
Lab Sample ID: 680-247074-2
Date Collected: 02/21/24 11:08
Matrix: Water
Date Received: 02/23/24 09:31

Prep Type	Batch Type	Batch Method	Run	Dil Factor	Initial Amount	Final Amount	Batch Number	Prepared or Analyzed	Analyst	Lab
Total/NA	Analysis	300.0		1			78891	03/04/24 14:52	BR	EET ORL
	Instrument ID: IC_004									
Total Recoverable	Prep	3005A			25 mL	125 mL	824499	02/26/24 10:08	RR	EET SAV
Total Recoverable	Analysis	6020B		1			824936	02/28/24 01:28	BWR	EET SAV
	Instrument ID: ICPMSD									
Total/NA	Prep	7470A			50 mL	50 mL	825157	02/29/24 10:17	DW	EET SAV
Total/NA	Analysis	7470A		1			825433	02/29/24 15:31	DW	EET SAV
	Instrument ID: QuickTrace2									
Total/NA	Analysis	2540C-2011		1	200 mL	200 mL	824879	02/27/24 18:01	PG	EET SAV
	Instrument ID: NOEQUIP									

Client Sample ID: WAN-SWC-3
Lab Sample ID: 680-247074-3
Date Collected: 02/21/24 11:49
Matrix: Water
Date Received: 02/23/24 09:31

Prep Type	Batch Type	Batch Method	Run	Dil Factor	Initial Amount	Final Amount	Batch Number	Prepared or Analyzed	Analyst	Lab
Total/NA	Analysis	300.0		5			78891	03/04/24 16:17	BR	EET ORL
	Instrument ID: IC_004									
Total Recoverable	Prep	3005A			25 mL	125 mL	824499	02/26/24 10:08	RR	EET SAV
Total Recoverable	Analysis	6020B		1			824936	02/28/24 01:20	BWR	EET SAV
	Instrument ID: ICPMSD									
Total/NA	Prep	7470A			50 mL	50 mL	825157	02/29/24 10:17	DW	EET SAV
Total/NA	Analysis	7470A		1			825433	02/29/24 15:33	DW	EET SAV
	Instrument ID: QuickTrace2									
Total/NA	Analysis	2540C-2011		1	50 mL	200 mL	824879	02/27/24 18:01	PG	EET SAV
	Instrument ID: NOEQUIP									

Lab Chronicle

Client: Southern Company
Job ID: 680-247074-1
Project/Site: Plant Wansley Landfill Surface Waters

Client Sample ID: WAN-SWC-5
Lab Sample ID: 680-247074-4
Date Collected: 02/21/24 10:40
Matrix: Water
Date Received: 02/23/24 09:31

Prep Type	Batch Type	Batch Method	Run	Dil Factor	Initial Amount	Final Amount	Batch Number	Prepared or Analyzed	Analyst	Lab
Total/NA	Analysis	300.0		1			78891	03/04/24 16:34	BR	EET ORL
	Instrument ID: IC_004									
Total Recoverable	Prep	3005A			25 mL	125 mL	824499	02/26/24 10:08	RR	EET SAV
Total Recoverable	Analysis	6020B		1			824936	02/28/24 01:25	BWR	EET SAV
	Instrument ID: ICPMSD									
Total/NA	Prep	7470A			50 mL	50 mL	825157	02/29/24 10:17	DW	EET SAV
Total/NA	Analysis	7470A		1			825433	02/29/24 15:35	DW	EET SAV
	Instrument ID: QuickTrace2									
Total/NA	Analysis	2540C-2011		1	200 mL	200 mL	824879	02/27/24 18:01	PG	EET SAV
	Instrument ID: NOEQUIP									

Client Sample ID: WAN-SWC-7
Lab Sample ID: 680-247074-5
Date Collected: 02/21/24 13:32
Matrix: Water
Date Received: 02/23/24 09:31

Prep Type	Batch Type	Batch Method	Run	Dil Factor	Initial Amount	Final Amount	Batch Number	Prepared or Analyzed	Analyst	Lab
Total/NA	Analysis	300.0		1			78891	03/04/24 16:51	BR	EET ORL
	Instrument ID: IC_004									
Total Recoverable	Prep	3005A			25 mL	125 mL	824499	02/26/24 10:08	RR	EET SAV
Total Recoverable	Analysis	6020B		1			824936	02/28/24 01:23	BWR	EET SAV
	Instrument ID: ICPMSD									
Total/NA	Prep	7470A			50 mL	50 mL	825157	02/29/24 10:17	DW	EET SAV
Total/NA	Analysis	7470A		1			825433	02/29/24 15:37	DW	EET SAV
	Instrument ID: QuickTrace2									
Total/NA	Analysis	2540C-2011		1	200 mL	200 mL	824879	02/27/24 18:01	PG	EET SAV
	Instrument ID: NOEQUIP									

Laboratory References:

EET ORL = Eurofins Orlando, 481 Newburyport Avenue, Altamonte Springs, FL 32701, TEL (407)339-5984

EET SAV = Eurofins Savannah, 5102 LaRoche Avenue, Savannah, GA 31404, TEL (912)354-7858

Accreditation/Certification Summary

Client: Southern Company
Job ID: 680-247074-1
Project/Site: Plant Wansley Landfill Surface Waters

Laboratory: Eurofins Savannah

The accreditations/certifications listed below are applicable to this report.

Authority	Program	Identification Number	Expiration Date
Florida	NELAP	E87052	06-30-24
Georgia	State	E87052	06-30-24

Laboratory: Eurofins Orlando

All accreditations/certifications held by this laboratory are listed. Not all accreditations/certifications are applicable to this report.

Authority	Program	Identification Number	Expiration Date
Alabama	State	42800	06-30-24
Arkansas (DW)	State	FL00091	06-30-24
Florida	NELAP	E83018	06-30-24
Georgia (DW)	State	C055	06-30-24
Louisiana (All)	NELAP	239316	06-30-24
Louisiana (DW)	State	LA039	05-24-24
Mississippi	State	MS00007	06-30-24
New Mexico	State	FL00091	06-30-24
North Carolina (DW)	State	12712	07-31-24
Tennessee	State	TN04930	06-30-24
Texas	NELAP	T104704571	02-28-25
Washington	State	C1089	10-19-24

Method Summary

Client: Southern Company
Project/Site: Plant Wansley Landfill Surface Waters

Job ID: 680-247074-1

Method	Method Description	Protocol	Laboratory
300.0	Anions, Ion Chromatography	EPA	EET ORL
6020B	Metals (ICP/MS)	SW846	EET SAV
7470A	Mercury	SW846	EET SAV
2540C-2011	Total Dissolved Solids (Dried at 180 °C)	SM	EET SAV
3005A	Preparation, Total Recoverable or Dissolved Metals	SW846	EET SAV
7470A	Preparation, Mercury	SW846	EET SAV

Protocol References:

EPA = US Environmental Protection Agency

SM = "Standard Methods For The Examination Of Water And Wastewater"

SW846 = "Test Methods For Evaluating Solid Waste, Physical/Chemical Methods", Third Edition, November 1986 And Its Updates.

Laboratory References:

EET ORL = Eurofins Orlando, 481 Newburyport Avenue, Altamonte Springs, FL 32701, TEL (407)339-5984

EET SAV = Eurofins Savannah, 5102 LaRoche Avenue, Savannah, GA 31404, TEL (912)354-7858

Eurofins TestAmerica, Savannah
5102 LaRoche Avenue
Savannah, GA 31404
Phone (912) 354-7858 Fax (912) 352-0165

Chain of Custody Record

eurofins | Environment Testing America

Client Information	Sampler: B. Maxwell ACC	Lab PM: Fuller, David	Carrier Tracking No(s):	COC No:
Client Contact: SCS Contacts	Phone: 770-594-5998	E-Mail: david.fuller@et.eurofinsus.com		Page: 1 of 1
Company: GA Power				Job #:
Address: 241 Ralph McGill Blvd SE	Due Date Requested:	Analysis Requested		Preservation Codes:
City: Atlanta	TAT Requested (days): Standard			A - HCL M - Hexane B - NaOH N - None C - Zn Acetate O - AsNaO2 D - Nitric Acid P - Na2O4S E - NaHSO4 Q - Na2SO3 F - MeOH R - Na2S2O3 G - Amchlor S - H2SO4 H - Ascorbic Acid T - TSP Dodecahydrate I - Ice U - Acetone J - DI Water V - MCAA K - EDTA W - pH 4-5 L - EDA Z - other (specify)
State, Zip: GA, 30308				
Phone: 404-506-7116(Tel)	Lab Project #: 68027763			Other:
Email: SCS Contacts / ACC Contacts	PO #: GPC82130-0004			
Project Name: Plant Wansley Landfill - Surface Waters	Project #:			
Site:	SSOW#:			Task_Code: WAN-CSURF-ASSMT-2024S1 Special Instructions/Note: If Dissolved Metals required, lab to filter.

Sample Identification	Sample Date (mm/dd/yy)	Sample Time (hhmm)	Sample Type (C=Comp, G=grab)	Matrix (WG=ground water, WS=surface water, WQ=quality control)	Field Filtered Sample (Yes or No)	Perform MS/MSD (Yes or No)	APP III and State Permit Metals (EPA 6020 & 7470): As, B, Ba, Be, Ca, Cd, Cr, Co, Cu, Pb, Ni, Sb, Se, Ag, Tl, V, Zn, Hg	Cl, F, SO4, & TDS (EPA 300.0 & SM 2540C)	Dissolved Metals (EPA 6020 & 7470): As, B, Ba, Be, Ca, Cd, Cr, Co, Cu, Pb, Ni, Sb, Se, Ag, Tl, V, Zn, Hg	Total Number of containers
			Preservation Code:				D	I	N	
WAN- SWA-1	02/21/24	1241	G	WS	N	N	✓	✓		3
WAN- SWA-6	02/21/24	1108	G	WS	N	N	✓	✓		3
WAN- SWC-3	02/21/24	1149	G	WS	N	N	✓	✓		3
WAN- SWC-5	02/21/24	1040	G	WS	N	N	✓	✓		3
WAN- SWC-7	02/21/24	1332	G	WS	N	N	✓	✓		3
WAN-			G			N				
WAN-			G			N				
WAN-			G			N				
WAN-			G			N				
WAN-			G			N				
WAN-			G			N				

244-ATLANTA

680-247074 Chain of Custody

Possible Hazard Identification
☐ Non-Hazard ☐ Flammable ☐ Skin Irritant ☐ Poison B ☑ Unknown ☐ Radiological

Sample Disposal (A fee may be assessed if samples are retained longer than 1 month)
☐ Return To Client ☑ Disposal By Lab ☐ Archive For _____ Months

Deliverable Requested: I, II, III, IV, Other (specify)

Special Instructions/QC Requirements:

Empty Kit Relinquished by:	Date:	Time:	Method of Shipment:

Relinquished by:	Date/Time:	Company	Received by:	Date/Time:	Company
	02/22/24 0950	ACC		2-22-24 0950	
Relinquished by:	Date/Time:	Company	Received by:	Date/Time:	Company
	02/22/24 0950				
Relinquished by:	Date/Time:	Company	Received by:	Date/Time:	Company
				2/22/24 0931	

Custody Seals Intact: Δ Yes Δ No	Custody Seal No.:	Cooler Temperature(s) °C and Other Remarks:
		1.4/1.4

Eurofins Savannah
5102 LaRoche Avenue
Savannah, GA 31404
Phone: 912-354-7858 Fax: 912-352-0165

Chain of Custody Record

eurofins | Environment Testing

Client Information (Sub Contract Lab)	Sampler:	Lab PM: Fuller, David	Carrier Tracking No(s):	COC No: 680-765080.1
Client Contact: Shipping/Receiving	Phone:	E-Mail: David.Fuller@et.eurofinsus.com	State of Origin: Georgia	Page: Page 1 of 1
Company: Eurofins Environment Testing Southeast,		Accreditations Required (See note): NELAP - Florida; State - Georgia		Job #: 680-247074-1
Address: 481 Newburyport Avenue, ,	Due Date Requested: 3/6/2024			
City: Altamonte Springs	TAT Requested (days):			
State, Zip: FL, 32701				
Phone: 407-339-5984(Tel) 407-260-6110(Fax)	PO #:			
Email:	WO #:			
Project Name: Plant Wansley Landfill- Surface Waters	Project #: 68027763			
Site:	SSOW#:			

Analysis Requested

Preservation Codes:

A - HCL, B - NaOH, C - Zn Acetate, D - Nitric Acid, E - NaHSO4, F - MeOH, G - Amchlor, H - Ascorbic Acid, I - Ice, J - DI Water, K - EDTA, L - EDA, M - Hexane, N - None, O - AsNaO2, P - Na2O4S, Q - Na2SO3, R - Na2S2O3, S - H2SO4, T - TSP Dodecahydrate, U - Acetone, V - MCAA, W - pH 4-5, Y - Trizma, Z - other (specify)

Other:

Sample Identification - Client ID (Lab ID)	Sample Date	Sample Time	Sample Type (C=Comp, G=grab)	Matrix (W=water, S=solid, O=waste/oil, BT=Tissue, A=Air)	Field Filtered Sample (Yes or No)	Perform MS/MSD (Yes or No)	300_ORGFM_28D/ (MOD) Cl, Fl, SO4, Br	Total Number of containers	Special Instructions/Note:
			Preservation Code:						
WAN-SWA-1 (680-247074-1)	2/21/24	12:41 Eastern		Water			X	1	
WAN-SWA-6 (680-247074-2)	2/21/24	11:08 Eastern		Water			X	1	
WAN-SWC-3 (680-247074-3)	2/21/24	11:49 Eastern		Water			X	1	
WAN-SWC-5 (680-247074-4)	2/21/24	10:40 Eastern		Water			X	1	
WAN-SWC-7 (680-247074-5)	2/21/24	13:32 Eastern		Water			X	1	

Note: Since laboratory accreditations are subject to change, Eurofins Environment Testing Southeast, LLC places the ownership of method, analyte & accreditation compliance upon our subcontract laboratories. This sample shipment is forwarded under chain-of-custody. If the laboratory does not currently maintain accreditation in the State of Origin listed above for analysis/tests/matrix being analyzed, the samples must be shipped back to the Eurofins Environment Testing Southeast, LLC laboratory or other instructions will be provided. Any changes to accreditation status should be brought to Eurofins Environment Testing Southeast, LLC attention immediately. If all requested accreditations are current to date, return the signed Chain of Custody attesting to said compliance to Eurofins Environment Testing Southeast, LLC.

Possible Hazard Identification	*Sample Disposal (A fee may be assessed if samples are retained longer than 1 month)*
Unconfirmed	☐ *Return To Client* ☐ *Disposal By Lab* ☐ *Archive For* _____ *Months*
Deliverable Requested: I, II, III, IV, Other (specify) Primary Deliverable Rank: 2	Special Instructions/QC Requirements:

Empty Kit Relinquished by:	Date:	Time:	Method of Shipment:

Relinquished by:	Date/Time:	Company	Received by:	Date/Time:	Company
	2-1-24 1600				
Relinquished by:	Date/Time:	Company	Received by:	Date/Time:	Company
Relinquished by:	Date/Time:	Company	Received by:	Date/Time: 2/2/24 930	Company

Custody Seals Intact: Δ Yes Δ No	Custody Seal No.:	Cooler Temperature(s) °C and Other Remarks: 2.8/1.8 596

Ver: 06/08/2021

Login Sample Receipt Checklist

Client: Southern Company

Job Number: 680-247074-1

Login Number: 247074

List Source: Eurofins Savannah

List Number: 1

Creator: Johnson, Corey M

Question	Answer	Comment
Radioactivity wasn't checked or is </= background as measured by a survey meter.	N/A	
The cooler's custody seal, if present, is intact.	True	
Sample custody seals, if present, are intact.	True	
The cooler or samples do not appear to have been compromised or tampered with.	True	
Samples were received on ice.	True	
Cooler Temperature is acceptable.	True	
Cooler Temperature is recorded.	True	
COC is present.	True	
COC is filled out in ink and legible.	True	
COC is filled out with all pertinent information.	True	
Is the Field Sampler's name present on COC?	True	
There are no discrepancies between the containers received and the COC.	True	
Samples are received within Holding Time (excluding tests with immediate HTs)	True	
Sample containers have legible labels.	True	
Containers are not broken or leaking.	True	
Sample collection date/times are provided.	True	
Appropriate sample containers are used.	True	
Sample bottles are completely filled.	True	
Sample Preservation Verified.	N/A	
There is sufficient vol. for all requested analyses, incl. any requested MS/MSDs	True	
Containers requiring zero headspace have no headspace or bubble is <6mm (1/4").	N/A	
Multiphasic samples are not present.	True	
Samples do not require splitting or compositing.	True	
Residual Chlorine Checked.	N/A	

Login Sample Receipt Checklist

Client: Southern Company

Job Number: 680-247074-1

Login Number: 247074
List Number: 2
Creator: Wehr, Alexander C

List Source: Eurofins Orlando
List Creation: 03/02/24 10:36 AM

Question	Answer	Comment
Radioactivity wasn't checked or is </= background as measured by a survey meter.	N/A	
The cooler's custody seal, if present, is intact.	True	
Sample custody seals, if present, are intact.	True	
The cooler or samples do not appear to have been compromised or tampered with.	True	
Samples were received on ice.	True	
Cooler Temperature is acceptable.	True	
Cooler Temperature is recorded.	True	
COC is present.	True	
COC is filled out in ink and legible.	True	
COC is filled out with all pertinent information.	True	
Is the Field Sampler's name present on COC?	True	
There are no discrepancies between the containers received and the COC.	True	
Samples are received within Holding Time (excluding tests with immediate HTs)	True	
Sample containers have legible labels.	True	
Containers are not broken or leaking.	True	
Sample collection date/times are provided.	True	
Appropriate sample containers are used.	True	
Sample bottles are completely filled.	True	
Sample Preservation Verified.	True	
There is sufficient vol. for all requested analyses, incl. any requested MS/MSDs	True	
Containers requiring zero headspace have no headspace or bubble is <6mm (1/4").	True	
Multiphasic samples are not present.	True	
Samples do not require splitting or compositing.	True	
Residual Chlorine Checked.	N/A	

eurofins | Environment Testing

ANALYTICAL REPORT

PREPARED FOR

Attn: Robert (Trey) Singleton
Southern Company
3535 Colonnade Parkway
Bin S 530 EC
Birmingham, Alabama 35243

Generated 3/22/2024 5:07:09 PM Revision 2

JOB DESCRIPTION

Plant Wansley Landfill

JOB NUMBER

680-246863-2

Eurofins Savannah
5102 LaRoche Avenue
Savannah GA 31404

See page two for job notes and contact information.

Job Notes

This report may not be reproduced except in full, and with written approval from the laboratory. The results relate only to the samples tested. For questions please contact the Project Manager at the e-mail address or telephone number listed on this page.

The test results in this report relate only to the samples as received by the laboratory and will meet all requirements of the methodology, with any exceptions noted. This report shall not be reproduced except in full, without the express written approval of the laboratory. All questions should be directed to the Eurofins Environment Testing Southeast, LLC Project Manager.

Authorization



Generated
3/22/2024 5:07:09 PM
Revision 2

Authorized for release by
David Fuller, Project Manager
David.Fuller@et.eurofinsus.com
(770)344-8986

Definitions/Glossary

Client: Southern Company
Project/Site: Plant Wansley Landfill

Job ID: 680-246863-2

Qualifiers

Metals

Qualifier	Qualifier Description
4	MS, MSD: The analyte present in the original sample is greater than 4 times the matrix spike concentration; therefore, control limits are not applicable.
B	Compound was found in the blank and sample.
J	Result is less than the RL but greater than or equal to the MDL and the concentration is an approximate value.

General Chemistry

Qualifier	Qualifier Description
F3	Duplicate RPD exceeds the control limit

Glossary

Abbreviation	These commonly used abbreviations may or may not be present in this report.
¤	Listed under the "D" column to designate that the result is reported on a dry weight basis
%R	Percent Recovery
CFL	Contains Free Liquid
CFU	Colony Forming Unit
CNF	Contains No Free Liquid
DER	Duplicate Error Ratio (normalized absolute difference)
Dil Fac	Dilution Factor
DL	Detection Limit (DoD/DOE)
DL, RA, RE, IN	Indicates a Dilution, Re-analysis, Re-extraction, or additional Initial metals/anion analysis of the sample
DLC	Decision Level Concentration (Radiochemistry)
EDL	Estimated Detection Limit (Dioxin)
LOD	Limit of Detection (DoD/DOE)
LOQ	Limit of Quantitation (DoD/DOE)
MCL	EPA recommended "Maximum Contaminant Level"
MDA	Minimum Detectable Activity (Radiochemistry)
MDC	Minimum Detectable Concentration (Radiochemistry)
MDL	Method Detection Limit
ML	Minimum Level (Dioxin)
MPN	Most Probable Number
MQL	Method Quantitation Limit
NC	Not Calculated
ND	Not Detected at the reporting limit (or MDL or EDL if shown)
NEG	Negative / Absent
POS	Positive / Present
PQL	Practical Quantitation Limit
PRES	Presumptive
QC	Quality Control
RER	Relative Error Ratio (Radiochemistry)
RL	Reporting Limit or Requested Limit (Radiochemistry)
RPD	Relative Percent Difference, a measure of the relative difference between two points
TEF	Toxicity Equivalent Factor (Dioxin)
TEQ	Toxicity Equivalent Quotient (Dioxin)
TNTC	Too Numerous To Count

Sample Summary

Client: Southern Company
Project/Site: Plant Wansley Landfill

Job ID: 680-246863-2

Lab Sample ID	Client Sample ID	Matrix	Collected	Received
680-246863-1	WAN-GWA-1	Water	02/13/24 16:00	02/16/24 10:03
680-246863-2	WAN-GWA-2	Water	02/14/24 10:20	02/16/24 10:03
680-246863-3	WAN-GWA-4	Water	02/14/24 11:23	02/16/24 10:03
680-246863-4	WAN-GWA-28	Water	02/14/24 12:45	02/16/24 10:03
680-246863-5	WAN-GWA-29	Water	02/14/24 12:18	02/16/24 10:03
680-246863-6	WAN-GWC-6	Water	02/14/24 13:55	02/16/24 10:03
680-246863-7	WAN-GWC-11	Water	02/14/24 14:20	02/16/24 10:03
680-246877-1	WAN-GWC-5	Water	02/14/24 15:00	02/17/24 09:52
680-246877-2	WAN-GWC-22	Water	02/14/24 17:02	02/17/24 09:52
680-247011-1	WAN-GWC-9	Water	02/19/24 14:05	02/22/24 10:19
680-247011-2	WAN-GWC-10	Water	02/20/24 10:15	02/22/24 10:19
680-247011-3	WAN-GWC-12	Water	02/20/24 12:18	02/22/24 10:19
680-247011-4	WAN-GWC-13	Water	02/19/24 14:00	02/22/24 10:19
680-247011-5	WAN-GWC-14	Water	02/19/24 15:37	02/22/24 10:19
680-247011-6	WAN-GWC-17	Water	02/20/24 14:04	02/22/24 10:19
680-247011-7	WAN-GWC-20	Water	02/20/24 15:15	02/22/24 10:19
680-247011-8	WAN-GWC-21	Water	02/19/24 15:15	02/22/24 10:19
680-247011-9	WAN-GWC-23	Water	02/19/24 16:10	02/22/24 10:19
680-247011-10	WAN-GWC-26	Water	02/20/24 13:35	02/22/24 10:19
680-247011-11	WAN-GWC-27	Water	02/20/24 15:25	02/22/24 10:19
680-247011-12	WAN-GWC-32	Water	02/20/24 16:00	02/22/24 10:19
680-247011-13	WAN-GWC-33	Water	02/20/24 13:35	02/22/24 10:19
680-247150-1	WAN-GWC-7	Water	02/21/24 13:10	02/24/24 09:52
680-247150-2	WAN-GWC-8	Water	02/21/24 11:55	02/24/24 09:52
680-247150-3	WAN-GWC-15	Water	02/21/24 15:40	02/24/24 09:52
680-247150-4	WAN-GWC-16	Water	02/21/24 14:15	02/24/24 09:52
680-247150-5	WAN-GWC-18	Water	02/21/24 10:32	02/24/24 09:52
680-247150-6	WAN-GWC-19	Water	02/21/24 11:35	02/24/24 09:52
680-247150-7	WAN-GWC-24	Water	02/22/24 11:15	02/24/24 09:52
680-247150-8	WAN-GWC-25	Water	02/21/24 14:35	02/24/24 09:52
680-247150-9	WAN-GWC-30	Water	02/21/24 15:50	02/24/24 09:52
680-247150-10	WAN-GWC-31	Water	02/21/24 16:20	02/24/24 09:52
680-247150-11	WAN-GWC-34	Water	02/22/24 10:13	02/24/24 09:52
680-247150-12	WAN-GWC-35	Water	02/22/24 10:55	02/24/24 09:52

Job ID: 680-246863-2 — Eurofins Savannah

Job Narrative
680-246863-2

Revision 2
The report being provided is a revision of the original report sent on 2/23/2024. The report (revision 2) is being revised in order to correct the collection times of WAN-GWC-32 and WAN-GWC-33 to match the revised Chain of Custody (COC).

Report revision history
Revision 1 - 3/5/2024 - Reason - in order to report all the Jobs of the Plant Wansley Landfill Geochemical scope for this sampling event into 1 report.

Receipt
The samples were received on 2/16/2024 10:03 AM, 2/17/2024 9:52 AM, 2/22/2024 10:19 AM and 2/24/2024 9:52 AM. Unless otherwise noted below, the samples arrived in good condition, and where required, properly preserved and on ice. The temperatures of the 7 coolers at receipt time were 0.1º C, 0.9º C, 1.3º C, 1.8º C, 1.9º C, 3.0º C and 3.2º C.

Metals
No analytical or quality issues were noted, other than those described in the Definitions/Glossary page.

General Chemistry
Method SM 2320B: The sample duplicate precision for the following sample associated with analytical batch 680-824492 was outside control limits: (680-247011-C-10 DU). The associated Laboratory Control Sample / Laboratory Control Sample Duplicate (LCS/LCSD) precision met acceptance criteria.

No additional analytical or quality issues were noted, other than those described above or in the Definitions/Glossary page.

Client Sample ID: WAN-GWA-1

Lab Sample ID: 680-246863-1

Date Collected: 02/13/24 16:00

Matrix: Water

Date Received: 02/16/24 10:03

Method: SW846 6020B - Metals (ICP/MS) - Total Recoverable

Analyte	Result	Qualifier	RL	MDL	Unit	D	Prepared	Analyzed	Dil Fac
Magnesium	0.76		0.50	0.023	mg/L		02/20/24 05:27	02/22/24 16:43	1
Potassium	1.1		0.50	0.044	mg/L		02/20/24 05:27	02/22/24 16:43	1
Sodium	1.5		0.50	0.20	mg/L		02/20/24 05:27	02/22/24 16:43	1

General Chemistry

Analyte	Result	Qualifier	RL	MDL	Unit	D	Prepared	Analyzed	Dil Fac
Total Alkalinity as CaCO3 (SM 2320B-2011)	5.3		5.0	5.0	mg/L			02/19/24 22:43	1
Bicarbonate Alkalinity as CaCO3 (SM 2320B-2011)	5.3		5.0	5.0	mg/L			02/19/24 22:43	1
Carbonate Alkalinity as CaCO3 (SM 2320B-2011)	<5.0		5.0	5.0	mg/L			02/19/24 22:43	1

Client Sample ID: WAN-GWA-2

Lab Sample ID: 680-246863-2

Date Collected: 02/14/24 10:20

Matrix: Water

Date Received: 02/16/24 10:03

Method: SW846 6020B - Metals (ICP/MS) - Total Recoverable

Analyte	Result	Qualifier	RL	MDL	Unit	D	Prepared	Analyzed	Dil Fac
Magnesium	2.4		0.50	0.023	mg/L		02/20/24 05:36	02/20/24 15:04	1
Potassium	1.7	B	0.50	0.044	mg/L		02/20/24 05:36	02/20/24 15:04	1
Sodium	2.1		0.50	0.20	mg/L		02/20/24 05:36	02/20/24 15:04	1

General Chemistry

Analyte	Result	Qualifier	RL	MDL	Unit	D	Prepared	Analyzed	Dil Fac
Total Alkalinity as CaCO3 (SM 2320B-2011)	9.0		5.0	5.0	mg/L			02/20/24 20:37	1
Bicarbonate Alkalinity as CaCO3 (SM 2320B-2011)	9.0		5.0	5.0	mg/L			02/20/24 20:37	1
Carbonate Alkalinity as CaCO3 (SM 2320B-2011)	<5.0		5.0	5.0	mg/L			02/20/24 20:37	1

Client Sample ID: WAN-GWA-4

Lab Sample ID: 680-246863-3

Date Collected: 02/14/24 11:23

Matrix: Water

Date Received: 02/16/24 10:03

Method: SW846 6020B - Metals (ICP/MS) - Total Recoverable

Analyte	Result	Qualifier	RL	MDL	Unit	D	Prepared	Analyzed	Dil Fac
Magnesium	6.2		0.50	0.023	mg/L		02/20/24 05:36	02/20/24 15:12	1
Potassium	3.9	B	0.50	0.044	mg/L		02/20/24 05:36	02/20/24 15:12	1
Sodium	10		0.50	0.20	mg/L		02/20/24 05:36	02/20/24 15:12	1

General Chemistry

Analyte	Result	Qualifier	RL	MDL	Unit	D	Prepared	Analyzed	Dil Fac
Total Alkalinity as CaCO3 (SM 2320B-2011)	120		5.0	5.0	mg/L			02/20/24 23:27	1
Bicarbonate Alkalinity as CaCO3 (SM 2320B-2011)	120		5.0	5.0	mg/L			02/20/24 23:27	1
Carbonate Alkalinity as CaCO3 (SM 2320B-2011)	<5.0		5.0	5.0	mg/L			02/20/24 23:27	1

Client Sample ID: WAN-GWA-28

Lab Sample ID: 680-246863-4

Date Collected: 02/14/24 12:45

Matrix: Water

Date Received: 02/16/24 10:03

Method: SW846 6020B - Metals (ICP/MS) - Total Recoverable

Analyte	Result	Qualifier	RL	MDL	Unit	D	Prepared	Analyzed	Dil Fac
Magnesium	0.93		0.50	0.023	mg/L		02/20/24 05:36	02/20/24 15:15	1
Potassium	0.82	B	0.50	0.044	mg/L		02/20/24 05:36	02/20/24 15:15	1
Sodium	10		0.50	0.20	mg/L		02/20/24 05:36	02/20/24 15:15	1

General Chemistry

Analyte	Result	Qualifier	RL	MDL	Unit	D	Prepared	Analyzed	Dil Fac
Total Alkalinity as CaCO3 (SM 2320B-2011)	29		5.0	5.0	mg/L			02/20/24 23:57	1
Bicarbonate Alkalinity as CaCO3 (SM 2320B-2011)	29		5.0	5.0	mg/L			02/20/24 23:57	1
Carbonate Alkalinity as CaCO3 (SM 2320B-2011)	<5.0		5.0	5.0	mg/L			02/20/24 23:57	1

Client Sample ID: WAN-GWA-29

Lab Sample ID: 680-246863-5

Date Collected: 02/14/24 12:18

Matrix: Water

Date Received: 02/16/24 10:03

Method: SW846 6020B - Metals (ICP/MS) - Total Recoverable

Analyte	Result	Qualifier	RL	MDL	Unit	D	Prepared	Analyzed	Dil Fac
Magnesium	1.5		0.50	0.023	mg/L		02/20/24 05:36	02/20/24 15:18	1
Potassium	1.1	B	0.50	0.044	mg/L		02/20/24 05:36	02/20/24 15:18	1
Sodium	11		0.50	0.20	mg/L		02/20/24 05:36	02/20/24 15:18	1

General Chemistry

Analyte	Result	Qualifier	RL	MDL	Unit	D	Prepared	Analyzed	Dil Fac
Total Alkalinity as CaCO3 (SM 2320B-2011)	34		5.0	5.0	mg/L			02/21/24 00:05	1
Bicarbonate Alkalinity as CaCO3 (SM 2320B-2011)	34		5.0	5.0	mg/L			02/21/24 00:05	1
Carbonate Alkalinity as CaCO3 (SM 2320B-2011)	<5.0		5.0	5.0	mg/L			02/21/24 00:05	1

Client Sample ID: WAN-GWC-6

Lab Sample ID: 680-246863-6

Date Collected: 02/14/24 13:55

Matrix: Water

Date Received: 02/16/24 10:03

Method: SW846 6020B - Metals (ICP/MS) - Total Recoverable

Analyte	Result	Qualifier	RL	MDL	Unit	D	Prepared	Analyzed	Dil Fac
Magnesium	11		0.50	0.023	mg/L		02/20/24 05:36	02/20/24 15:21	1
Potassium	1.5	B	0.50	0.044	mg/L		02/20/24 05:36	02/20/24 15:21	1
Sodium	7.6		0.50	0.20	mg/L		02/20/24 05:36	02/20/24 15:21	1

General Chemistry

Analyte	Result	Qualifier	RL	MDL	Unit	D	Prepared	Analyzed	Dil Fac
Total Alkalinity as CaCO3 (SM 2320B-2011)	88		5.0	5.0	mg/L			02/20/24 20:45	1
Bicarbonate Alkalinity as CaCO3 (SM 2320B-2011)	88		5.0	5.0	mg/L			02/20/24 20:45	1
Carbonate Alkalinity as CaCO3 (SM 2320B-2011)	<5.0		5.0	5.0	mg/L			02/20/24 20:45	1

Client Sample ID: WAN-GWC-11

Lab Sample ID: 680-246863-7

Date Collected: 02/14/24 14:20

Matrix: Water

Date Received: 02/16/24 10:03

Method: SW846 6020B - Metals (ICP/MS) - Total Recoverable

Analyte	Result	Qualifier	RL	MDL	Unit	D	Prepared	Analyzed	Dil Fac
Magnesium	3.4		0.50	0.023	mg/L		02/20/24 05:36	02/20/24 15:24	1
Potassium	2.8	B	0.50	0.044	mg/L		02/20/24 05:36	02/20/24 15:24	1
Sodium	2.4		0.50	0.20	mg/L		02/20/24 05:36	02/20/24 15:24	1

General Chemistry

Analyte	Result	Qualifier	RL	MDL	Unit	D	Prepared	Analyzed	Dil Fac
Total Alkalinity as CaCO3 (SM 2320B-2011)	86		5.0	5.0	mg/L			02/20/24 20:54	1
Bicarbonate Alkalinity as CaCO3 (SM 2320B-2011)	86		5.0	5.0	mg/L			02/20/24 20:54	1
Carbonate Alkalinity as CaCO3 (SM 2320B-2011)	<5.0		5.0	5.0	mg/L			02/20/24 20:54	1

Client Sample ID: WAN-GWC-5

Lab Sample ID: 680-246877-1

Date Collected: 02/14/24 15:00

Matrix: Water

Date Received: 02/17/24 09:52

Method: SW846 6020B - Metals (ICP/MS) - Total Recoverable

Analyte	Result	Qualifier	RL	MDL	Unit	D	Prepared	Analyzed	Dil Fac
Magnesium	17		0.50	0.023	mg/L		02/20/24 05:47	02/20/24 17:09	1
Potassium	1.1		0.50	0.044	mg/L		02/20/24 05:47	02/20/24 17:09	1
Sodium	12		0.50	0.20	mg/L		02/20/24 05:47	02/20/24 17:09	1

General Chemistry

Analyte	Result	Qualifier	RL	MDL	Unit	D	Prepared	Analyzed	Dil Fac
Total Alkalinity as CaCO3 (SM 2320B-2011)	120		5.0	5.0	mg/L			02/20/24 21:03	1
Bicarbonate Alkalinity as CaCO3 (SM 2320B-2011)	120		5.0	5.0	mg/L			02/20/24 21:03	1
Carbonate Alkalinity as CaCO3 (SM 2320B-2011)	<5.0		5.0	5.0	mg/L			02/20/24 21:03	1

Client Sample ID: WAN-GWC-22

Lab Sample ID: 680-246877-2

Date Collected: 02/14/24 17:02

Matrix: Water

Date Received: 02/17/24 09:52

Method: SW846 6020B - Metals (ICP/MS) - Total Recoverable

Analyte	Result	Qualifier	RL	MDL	Unit	D	Prepared	Analyzed	Dil Fac
Magnesium	5.0		0.50	0.023	mg/L		02/20/24 05:47	02/20/24 17:12	1
Potassium	0.99		0.50	0.044	mg/L		02/20/24 05:47	02/20/24 17:12	1
Sodium	8.9		0.50	0.20	mg/L		02/20/24 05:47	02/20/24 17:12	1

General Chemistry

Analyte	Result	Qualifier	RL	MDL	Unit	D	Prepared	Analyzed	Dil Fac
Total Alkalinity as CaCO3 (SM 2320B-2011)	74		5.0	5.0	mg/L			02/21/24 01:43	1
Bicarbonate Alkalinity as CaCO3 (SM 2320B-2011)	74		5.0	5.0	mg/L			02/21/24 01:43	1
Carbonate Alkalinity as CaCO3 (SM 2320B-2011)	<5.0		5.0	5.0	mg/L			02/21/24 01:43	1

Client Sample ID: WAN-GWC-9

Lab Sample ID: 680-247011-1

Date Collected: 02/19/24 14:05

Matrix: Water

Date Received: 02/22/24 10:19

Method: SW846 6020B - Metals (ICP/MS) - Total Recoverable

Analyte	Result	Qualifier	RL	MDL	Unit	D	Prepared	Analyzed	Dil Fac
Magnesium	3.8		0.50	0.023	mg/L		02/23/24 05:57	02/23/24 23:03	1
Potassium	3.1	B	0.50	0.044	mg/L		02/23/24 05:57	02/23/24 23:03	1
Sodium	3.8		0.50	0.20	mg/L		02/23/24 05:57	02/25/24 11:43	1

General Chemistry

Analyte	Result	Qualifier	RL	MDL	Unit	D	Prepared	Analyzed	Dil Fac
Total Alkalinity as CaCO3 (SM 2320B-2011)	30		5.0	5.0	mg/L			02/23/24 10:24	1
Bicarbonate Alkalinity as CaCO3 (SM 2320B-2011)	30		5.0	5.0	mg/L			02/23/24 10:24	1
Carbonate Alkalinity as CaCO3 (SM 2320B-2011)	<5.0		5.0	5.0	mg/L			02/23/24 10:24	1

Client Sample ID: WAN-GWC-10

Lab Sample ID: 680-247011-2

Date Collected: 02/20/24 10:15

Matrix: Water

Date Received: 02/22/24 10:19

Method: SW846 6020B - Metals (ICP/MS) - Total Recoverable

Analyte	Result	Qualifier	RL	MDL	Unit	D	Prepared	Analyzed	Dil Fac
Magnesium	4.6		0.50	0.023	mg/L		02/23/24 05:57	02/23/24 23:08	1
Potassium	1.8	B	0.50	0.044	mg/L		02/23/24 05:57	02/23/24 23:08	1
Sodium	12		0.50	0.20	mg/L		02/23/24 05:57	02/25/24 11:46	1

General Chemistry

Analyte	Result	Qualifier	RL	MDL	Unit	D	Prepared	Analyzed	Dil Fac
Total Alkalinity as CaCO3 (SM 2320B-2011)	66		5.0	5.0	mg/L			02/23/24 11:44	1
Bicarbonate Alkalinity as CaCO3 (SM 2320B-2011)	66		5.0	5.0	mg/L			02/23/24 11:44	1
Carbonate Alkalinity as CaCO3 (SM 2320B-2011)	<5.0		5.0	5.0	mg/L			02/23/24 11:44	1

Client Sample ID: WAN-GWC-12

Lab Sample ID: 680-247011-3

Date Collected: 02/20/24 12:18

Matrix: Water

Date Received: 02/22/24 10:19

Method: SW846 6020B - Metals (ICP/MS) - Total Recoverable

Analyte	Result	Qualifier	RL	MDL	Unit	D	Prepared	Analyzed	Dil Fac
Magnesium	6.3		0.50	0.023	mg/L		02/23/24 05:57	02/23/24 23:12	1
Potassium	4.0	B	0.50	0.044	mg/L		02/23/24 05:57	02/23/24 23:12	1
Sodium	11		0.50	0.20	mg/L		02/23/24 05:57	02/25/24 11:49	1

General Chemistry

Analyte	Result	Qualifier	RL	MDL	Unit	D	Prepared	Analyzed	Dil Fac
Total Alkalinity as CaCO3 (SM 2320B-2011)	120		5.0	5.0	mg/L			02/23/24 11:26	1
Bicarbonate Alkalinity as CaCO3 (SM 2320B-2011)	120		5.0	5.0	mg/L			02/23/24 11:26	1
Carbonate Alkalinity as CaCO3 (SM 2320B-2011)	<5.0		5.0	5.0	mg/L			02/23/24 11:26	1

Client Sample ID: WAN-GWC-13

Lab Sample ID: 680-247011-4

Date Collected: 02/19/24 14:00

Matrix: Water

Date Received: 02/22/24 10:19

Method: SW846 6020B - Metals (ICP/MS) - Total Recoverable

Analyte	Result	Qualifier	RL	MDL	Unit	D	Prepared	Analyzed	Dil Fac
Magnesium	1.4		0.50	0.023	mg/L		02/23/24 05:57	02/23/24 23:16	1
Potassium	2.0	B	0.50	0.044	mg/L		02/23/24 05:57	02/23/24 23:16	1
Sodium	6.4		0.50	0.20	mg/L		02/23/24 05:57	02/25/24 11:52	1

General Chemistry

Analyte	Result	Qualifier	RL	MDL	Unit	D	Prepared	Analyzed	Dil Fac
Total Alkalinity as CaCO3 (SM 2320B-2011)	28		5.0	5.0	mg/L			02/23/24 10:32	1
Bicarbonate Alkalinity as CaCO3 (SM 2320B-2011)	28		5.0	5.0	mg/L			02/23/24 10:32	1
Carbonate Alkalinity as CaCO3 (SM 2320B-2011)	<5.0		5.0	5.0	mg/L			02/23/24 10:32	1

Client Sample ID: WAN-GWC-14

Lab Sample ID: 680-247011-5

Date Collected: 02/19/24 15:37

Matrix: Water

Date Received: 02/22/24 10:19

Method: SW846 6020B - Metals (ICP/MS) - Total Recoverable

Analyte	Result	Qualifier	RL	MDL	Unit	D	Prepared	Analyzed	Dil Fac
Magnesium	27		0.50	0.023	mg/L		02/23/24 05:57	02/23/24 23:20	1
Potassium	4.4	B	0.50	0.044	mg/L		02/23/24 05:57	02/23/24 23:20	1
Sodium	5.0		0.50	0.20	mg/L		02/23/24 05:57	02/25/24 11:55	1

General Chemistry

Analyte	Result	Qualifier	RL	MDL	Unit	D	Prepared	Analyzed	Dil Fac
Total Alkalinity as CaCO3 (SM 2320B-2011)	90		5.0	5.0	mg/L			02/23/24 10:41	1
Bicarbonate Alkalinity as CaCO3 (SM 2320B-2011)	90		5.0	5.0	mg/L			02/23/24 10:41	1
Carbonate Alkalinity as CaCO3 (SM 2320B-2011)	<5.0		5.0	5.0	mg/L			02/23/24 10:41	1

Client Sample ID: WAN-GWC-17

Lab Sample ID: 680-247011-6

Date Collected: 02/20/24 14:04

Matrix: Water

Date Received: 02/22/24 10:19

Method: SW846 6020B - Metals (ICP/MS) - Total Recoverable

Analyte	Result	Qualifier	RL	MDL	Unit	D	Prepared	Analyzed	Dil Fac
Magnesium	3.6		0.50	0.023	mg/L		02/23/24 05:57	02/23/24 23:24	1
Potassium	1.9	B	0.50	0.044	mg/L		02/23/24 05:57	02/23/24 23:24	1
Sodium	8.5		0.50	0.20	mg/L		02/23/24 05:57	02/25/24 12:03	1

General Chemistry

Analyte	Result	Qualifier	RL	MDL	Unit	D	Prepared	Analyzed	Dil Fac
Total Alkalinity as CaCO3 (SM 2320B-2011)	66		5.0	5.0	mg/L			02/23/24 11:52	1
Bicarbonate Alkalinity as CaCO3 (SM 2320B-2011)	66		5.0	5.0	mg/L			02/23/24 11:52	1
Carbonate Alkalinity as CaCO3 (SM 2320B-2011)	<5.0		5.0	5.0	mg/L			02/23/24 11:52	1

Client Sample ID: WAN-GWC-20

Lab Sample ID: 680-247011-7

Date Collected: 02/20/24 15:15

Matrix: Water

Date Received: 02/22/24 10:19

Method: SW846 6020B - Metals (ICP/MS) - Total Recoverable

Analyte	Result	Qualifier	RL	MDL	Unit	D	Prepared	Analyzed	Dil Fac
Magnesium	3.9		0.50	0.023	mg/L		02/23/24 05:57	02/23/24 23:28	1
Potassium	1.7	B	0.50	0.044	mg/L		02/23/24 05:57	02/23/24 23:28	1
Sodium	10		0.50	0.20	mg/L		02/23/24 05:57	02/25/24 12:06	1

General Chemistry

Analyte	Result	Qualifier	RL	MDL	Unit	D	Prepared	Analyzed	Dil Fac
Total Alkalinity as CaCO3 (SM 2320B-2011)	64		5.0	5.0	mg/L			02/23/24 12:01	1
Bicarbonate Alkalinity as CaCO3 (SM 2320B-2011)	64		5.0	5.0	mg/L			02/23/24 12:01	1
Carbonate Alkalinity as CaCO3 (SM 2320B-2011)	<5.0		5.0	5.0	mg/L			02/23/24 12:01	1

Client Sample ID: WAN-GWC-21

Lab Sample ID: 680-247011-8

Date Collected: 02/19/24 15:15

Matrix: Water

Date Received: 02/22/24 10:19

Method: SW846 6020B - Metals (ICP/MS) - Total Recoverable

Analyte	Result	Qualifier	RL	MDL	Unit	D	Prepared	Analyzed	Dil Fac
Magnesium	1.5		0.50	0.023	mg/L		02/23/24 05:57	02/23/24 23:32	1
Potassium	0.76	B	0.50	0.044	mg/L		02/23/24 05:57	02/23/24 23:32	1
Sodium	5.0		0.50	0.20	mg/L		02/23/24 05:57	02/25/24 12:09	1

General Chemistry

Analyte	Result	Qualifier	RL	MDL	Unit	D	Prepared	Analyzed	Dil Fac
Total Alkalinity as CaCO3 (SM 2320B-2011)	30		5.0	5.0	mg/L			02/23/24 10:15	1
Bicarbonate Alkalinity as CaCO3 (SM 2320B-2011)	30		5.0	5.0	mg/L			02/23/24 10:15	1
Carbonate Alkalinity as CaCO3 (SM 2320B-2011)	<5.0		5.0	5.0	mg/L			02/23/24 10:15	1

Client Sample ID: WAN-GWC-23

Lab Sample ID: 680-247011-9

Date Collected: 02/19/24 16:10

Matrix: Water

Date Received: 02/22/24 10:19

Method: SW846 6020B - Metals (ICP/MS) - Total Recoverable

Analyte	Result	Qualifier	RL	MDL	Unit	D	Prepared	Analyzed	Dil Fac
Magnesium	1.4		0.50	0.023	mg/L		02/23/24 05:57	02/23/24 23:36	1
Potassium	1.7	B	0.50	0.044	mg/L		02/23/24 05:57	02/23/24 23:36	1
Sodium	4.5		0.50	0.20	mg/L		02/23/24 05:57	02/25/24 12:12	1

General Chemistry

Analyte	Result	Qualifier	RL	MDL	Unit	D	Prepared	Analyzed	Dil Fac
Total Alkalinity as CaCO3 (SM 2320B-2011)	24		5.0	5.0	mg/L			02/23/24 12:09	1
Bicarbonate Alkalinity as CaCO3 (SM 2320B-2011)	24		5.0	5.0	mg/L			02/23/24 12:09	1
Carbonate Alkalinity as CaCO3 (SM 2320B-2011)	<5.0		5.0	5.0	mg/L			02/23/24 12:09	1

Client Sample ID: WAN-GWC-26

Lab Sample ID: 680-247011-10

Date Collected: 02/20/24 13:35

Matrix: Water

Date Received: 02/22/24 10:19

Method: SW846 6020B - Metals (ICP/MS) - Total Recoverable

Analyte	Result	Qualifier	RL	MDL	Unit	D	Prepared	Analyzed	Dil Fac
Magnesium	1.9		0.50	0.023	mg/L		02/23/24 05:57	02/23/24 23:48	1
Potassium	2.5	B	0.50	0.044	mg/L		02/23/24 05:57	02/23/24 23:48	1
Sodium	3.8		0.50	0.20	mg/L		02/23/24 05:57	02/25/24 12:15	1

General Chemistry

Analyte	Result	Qualifier	RL	MDL	Unit	D	Prepared	Analyzed	Dil Fac
Total Alkalinity as CaCO3 (SM 2320B-2011)	39		5.0	5.0	mg/L			02/23/24 11:10	1
Bicarbonate Alkalinity as CaCO3 (SM 2320B-2011)	39		5.0	5.0	mg/L			02/23/24 11:10	1
Carbonate Alkalinity as CaCO3 (SM 2320B-2011)	<5.0		5.0	5.0	mg/L			02/23/24 11:10	1

Client Sample ID: WAN-GWC-27

Lab Sample ID: 680-247011-11

Date Collected: 02/20/24 15:25

Matrix: Water

Date Received: 02/22/24 10:19

Method: SW846 6020B - Metals (ICP/MS) - Total Recoverable

Analyte	Result	Qualifier	RL	MDL	Unit	D	Prepared	Analyzed	Dil Fac
Magnesium	0.49	J	0.50	0.023	mg/L		02/23/24 05:57	02/24/24 00:08	1
Potassium	4.2	B	0.50	0.044	mg/L		02/23/24 05:57	02/24/24 00:08	1
Sodium	3.3		0.50	0.20	mg/L		02/23/24 05:57	02/25/24 14:58	1

General Chemistry

Analyte	Result	Qualifier	RL	MDL	Unit	D	Prepared	Analyzed	Dil Fac
Total Alkalinity as CaCO3 (SM 2320B-2011)	15		5.0	5.0	mg/L			02/23/24 12:26	1
Bicarbonate Alkalinity as CaCO3 (SM 2320B-2011)	15		5.0	5.0	mg/L			02/23/24 12:26	1
Carbonate Alkalinity as CaCO3 (SM 2320B-2011)	<5.0		5.0	5.0	mg/L			02/23/24 12:26	1

Client Sample ID: WAN-GWC-32

Lab Sample ID: 680-247011-12

Date Collected: 02/20/24 16:00

Matrix: Water

Date Received: 02/22/24 10:19

Method: SW846 6020B - Metals (ICP/MS) - Total Recoverable

Analyte	Result	Qualifier	RL	MDL	Unit	D	Prepared	Analyzed	Dil Fac
Magnesium	2.6		0.50	0.023	mg/L		02/23/24 05:57	02/24/24 00:29	1
Potassium	2.1	B	0.50	0.044	mg/L		02/23/24 05:57	02/24/24 00:29	1
Sodium	11		0.50	0.20	mg/L		02/23/24 05:57	02/25/24 15:06	1

General Chemistry

Analyte	Result	Qualifier	RL	MDL	Unit	D	Prepared	Analyzed	Dil Fac
Total Alkalinity as CaCO3 (SM 2320B-2011)	40		5.0	5.0	mg/L			02/23/24 11:35	1
Bicarbonate Alkalinity as CaCO3 (SM 2320B-2011)	40		5.0	5.0	mg/L			02/23/24 11:35	1
Carbonate Alkalinity as CaCO3 (SM 2320B-2011)	<5.0		5.0	5.0	mg/L			02/23/24 11:35	1

Client Sample ID: WAN-GWC-33

Lab Sample ID: 680-247011-13

Date Collected: 02/20/24 13:35

Matrix: Water

Date Received: 02/22/24 10:19

Method: SW846 6020B - Metals (ICP/MS) - Total Recoverable

Analyte	Result	Qualifier	RL	MDL	Unit	D	Prepared	Analyzed	Dil Fac
Magnesium	1.4		0.50	0.023	mg/L		02/23/24 05:57	02/24/24 00:33	1
Potassium	2.9	B	0.50	0.044	mg/L		02/23/24 05:57	02/24/24 00:33	1
Sodium	10		0.50	0.20	mg/L		02/23/24 05:57	02/25/24 15:09	1

General Chemistry

Analyte	Result	Qualifier	RL	MDL	Unit	D	Prepared	Analyzed	Dil Fac
Total Alkalinity as CaCO3 (SM 2320B-2011)	58		5.0	5.0	mg/L			02/23/24 12:18	1
Bicarbonate Alkalinity as CaCO3 (SM 2320B-2011)	58		5.0	5.0	mg/L			02/23/24 12:18	1
Carbonate Alkalinity as CaCO3 (SM 2320B-2011)	<5.0		5.0	5.0	mg/L			02/23/24 12:18	1

Client Sample ID: WAN-GWC-7

Lab Sample ID: 680-247150-1

Date Collected: 02/21/24 13:10

Matrix: Water

Date Received: 02/24/24 09:52

Method: SW846 6020B - Metals (ICP/MS) - Total Recoverable

Analyte	Result	Qualifier	RL	MDL	Unit	D	Prepared	Analyzed	Dil Fac
Magnesium	38		0.50	0.023	mg/L		02/27/24 04:59	02/27/24 19:38	1
Potassium	0.96		0.50	0.044	mg/L		02/27/24 04:59	02/27/24 19:38	1
Sodium	34		0.50	0.20	mg/L		02/27/24 04:59	02/27/24 19:38	1

General Chemistry

Analyte	Result	Qualifier	RL	MDL	Unit	D	Prepared	Analyzed	Dil Fac
Total Alkalinity as CaCO3 (SM 2320B-2011)	270		5.0	5.0	mg/L			02/28/24 14:51	1
Bicarbonate Alkalinity as CaCO3 (SM 2320B-2011)	270		5.0	5.0	mg/L			02/28/24 14:51	1
Carbonate Alkalinity as CaCO3 (SM 2320B-2011)	<5.0		5.0	5.0	mg/L			02/28/24 14:51	1

Client Sample ID: WAN-GWC-8

Lab Sample ID: 680-247150-2

Date Collected: 02/21/24 11:55

Matrix: Water

Date Received: 02/24/24 09:52

Method: SW846 6020B - Metals (ICP/MS) - Total Recoverable

Analyte	Result	Qualifier	RL	MDL	Unit	D	Prepared	Analyzed	Dil Fac
Magnesium	12		0.50	0.023	mg/L		02/27/24 04:59	02/27/24 19:47	1
Potassium	1.5		0.50	0.044	mg/L		02/27/24 04:59	02/27/24 19:47	1
Sodium	6.1		0.50	0.20	mg/L		02/27/24 04:59	02/27/24 19:47	1

General Chemistry

Analyte	Result	Qualifier	RL	MDL	Unit	D	Prepared	Analyzed	Dil Fac
Total Alkalinity as CaCO3 (SM 2320B-2011)	93		5.0	5.0	mg/L			02/28/24 17:20	1
Bicarbonate Alkalinity as CaCO3 (SM 2320B-2011)	93		5.0	5.0	mg/L			02/28/24 17:20	1
Carbonate Alkalinity as CaCO3 (SM 2320B-2011)	<5.0		5.0	5.0	mg/L			02/28/24 17:20	1

Client Sample ID: WAN-GWC-15

Lab Sample ID: 680-247150-3

Date Collected: 02/21/24 15:40

Matrix: Water

Date Received: 02/24/24 09:52

Method: SW846 6020B - Metals (ICP/MS) - Total Recoverable

Analyte	Result	Qualifier	RL	MDL	Unit	D	Prepared	Analyzed	Dil Fac
Magnesium	2.9		0.50	0.023	mg/L		02/27/24 04:59	02/27/24 19:49	1
Potassium	1.9		0.50	0.044	mg/L		02/27/24 04:59	02/27/24 19:49	1
Sodium	10		0.50	0.20	mg/L		02/27/24 04:59	02/27/24 19:49	1

General Chemistry

Analyte	Result	Qualifier	RL	MDL	Unit	D	Prepared	Analyzed	Dil Fac
Total Alkalinity as CaCO3 (SM 2320B-2011)	54		5.0	5.0	mg/L			02/28/24 16:56	1
Bicarbonate Alkalinity as CaCO3 (SM 2320B-2011)	54		5.0	5.0	mg/L			02/28/24 16:56	1
Carbonate Alkalinity as CaCO3 (SM 2320B-2011)	<5.0		5.0	5.0	mg/L			02/28/24 16:56	1

Client Sample ID: WAN-GWC-16

Lab Sample ID: 680-247150-4

Date Collected: 02/21/24 14:15

Matrix: Water

Date Received: 02/24/24 09:52

Method: SW846 6020B - Metals (ICP/MS) - Total Recoverable

Analyte	Result	Qualifier	RL	MDL	Unit	D	Prepared	Analyzed	Dil Fac
Magnesium	4.0		0.50	0.023	mg/L		02/27/24 04:59	02/27/24 19:52	1
Potassium	0.76		0.50	0.044	mg/L		02/27/24 04:59	02/27/24 19:52	1
Sodium	9.8		0.50	0.20	mg/L		02/27/24 04:59	02/27/24 19:52	1

General Chemistry

Analyte	Result	Qualifier	RL	MDL	Unit	D	Prepared	Analyzed	Dil Fac
Total Alkalinity as CaCO3 (SM 2320B-2011)	59		5.0	5.0	mg/L			02/28/24 17:37	1
Bicarbonate Alkalinity as CaCO3 (SM 2320B-2011)	59		5.0	5.0	mg/L			02/28/24 17:37	1
Carbonate Alkalinity as CaCO3 (SM 2320B-2011)	<5.0		5.0	5.0	mg/L			02/28/24 17:37	1

Client Sample ID: WAN-GWC-18

Lab Sample ID: 680-247150-5

Date Collected: 02/21/24 10:32

Matrix: Water

Date Received: 02/24/24 09:52

Method: SW846 6020B - Metals (ICP/MS) - Total Recoverable

Analyte	Result	Qualifier	RL	MDL	Unit	D	Prepared	Analyzed	Dil Fac
Magnesium	3.5		0.50	0.023	mg/L		02/27/24 04:59	02/27/24 19:55	1
Potassium	1.2		0.50	0.044	mg/L		02/27/24 04:59	02/27/24 19:55	1
Sodium	10		0.50	0.20	mg/L		02/27/24 04:59	02/27/24 19:55	1

General Chemistry

Analyte	Result	Qualifier	RL	MDL	Unit	D	Prepared	Analyzed	Dil Fac
Total Alkalinity as CaCO3 (SM 2320B-2011)	61		5.0	5.0	mg/L			02/28/24 14:33	1
Bicarbonate Alkalinity as CaCO3 (SM 2320B-2011)	61		5.0	5.0	mg/L			02/28/24 14:33	1
Carbonate Alkalinity as CaCO3 (SM 2320B-2011)	<5.0		5.0	5.0	mg/L			02/28/24 14:33	1

Client Sample ID: WAN-GWC-19

Lab Sample ID: 680-247150-6

Date Collected: 02/21/24 11:35

Matrix: Water

Date Received: 02/24/24 09:52

Method: SW846 6020B - Metals (ICP/MS) - Total Recoverable

Analyte	Result	Qualifier	RL	MDL	Unit	D	Prepared	Analyzed	Dil Fac
Magnesium	3.6		0.50	0.023	mg/L		02/27/24 05:05	02/27/24 19:58	1
Potassium	0.95		0.50	0.044	mg/L		02/27/24 05:05	02/27/24 19:58	1
Sodium	4.0		0.50	0.20	mg/L		02/27/24 05:05	02/27/24 19:58	1

General Chemistry

Analyte	Result	Qualifier	RL	MDL	Unit	D	Prepared	Analyzed	Dil Fac
Total Alkalinity as CaCO3 (SM 2320B-2011)	52		5.0	5.0	mg/L			02/28/24 17:53	1
Bicarbonate Alkalinity as CaCO3 (SM 2320B-2011)	52		5.0	5.0	mg/L			02/28/24 17:53	1
Carbonate Alkalinity as CaCO3 (SM 2320B-2011)	<5.0		5.0	5.0	mg/L			02/28/24 17:53	1

Client Sample ID: WAN-GWC-24

Lab Sample ID: 680-247150-7

Date Collected: 02/22/24 11:15

Matrix: Water

Date Received: 02/24/24 09:52

Method: SW846 6020B - Metals (ICP/MS) - Total Recoverable

Analyte	Result	Qualifier	RL	MDL	Unit	D	Prepared	Analyzed	Dil Fac
Magnesium	1.2		0.50	0.023	mg/L		02/27/24 04:52	02/27/24 17:55	1
Potassium	0.82		0.50	0.044	mg/L		02/27/24 04:52	02/27/24 17:55	1
Sodium	3.8		0.50	0.20	mg/L		02/27/24 04:52	02/27/24 17:55	1

General Chemistry

Analyte	Result	Qualifier	RL	MDL	Unit	D	Prepared	Analyzed	Dil Fac
Total Alkalinity as CaCO3 (SM 2320B-2011)	5.9		5.0	5.0	mg/L			02/28/24 17:11	1
Bicarbonate Alkalinity as CaCO3 (SM 2320B-2011)	5.9		5.0	5.0	mg/L			02/28/24 17:11	1
Carbonate Alkalinity as CaCO3 (SM 2320B-2011)	<5.0		5.0	5.0	mg/L			02/28/24 17:11	1

Client Sample ID: WAN-GWC-25

Lab Sample ID: 680-247150-8

Date Collected: 02/21/24 14:35

Matrix: Water

Date Received: 02/24/24 09:52

Method: SW846 6020B - Metals (ICP/MS) - Total Recoverable

Analyte	Result	Qualifier	RL	MDL	Unit	D	Prepared	Analyzed	Dil Fac
Magnesium	4.4		0.50	0.023	mg/L		02/27/24 04:52	02/27/24 16:44	1
Potassium	2.5		0.50	0.044	mg/L		02/27/24 04:52	02/27/24 16:44	1
Sodium	5.6		0.50	0.20	mg/L		02/27/24 04:52	02/27/24 16:44	1

General Chemistry

Analyte	Result	Qualifier	RL	MDL	Unit	D	Prepared	Analyzed	Dil Fac
Total Alkalinity as CaCO3 (SM 2320B-2011)	28		5.0	5.0	mg/L			02/28/24 14:41	1
Bicarbonate Alkalinity as CaCO3 (SM 2320B-2011)	28		5.0	5.0	mg/L			02/28/24 14:41	1
Carbonate Alkalinity as CaCO3 (SM 2320B-2011)	<5.0		5.0	5.0	mg/L			02/28/24 14:41	1

Client Sample ID: WAN-GWC-30

Lab Sample ID: 680-247150-9

Date Collected: 02/21/24 15:50

Matrix: Water

Date Received: 02/24/24 09:52

Method: SW846 6020B - Metals (ICP/MS) - Total Recoverable

Analyte	Result	Qualifier	RL	MDL	Unit	D	Prepared	Analyzed	Dil Fac
Magnesium	1.5		0.50	0.023	mg/L		02/27/24 04:52	02/27/24 17:32	1
Potassium	2.0		0.50	0.044	mg/L		02/27/24 04:52	02/27/24 17:32	1
Sodium	6.7		0.50	0.20	mg/L		02/27/24 04:52	02/27/24 17:32	1

General Chemistry

Analyte	Result	Qualifier	RL	MDL	Unit	D	Prepared	Analyzed	Dil Fac
Total Alkalinity as CaCO3 (SM 2320B-2011)	27		5.0	5.0	mg/L			02/28/24 17:28	1
Bicarbonate Alkalinity as CaCO3 (SM 2320B-2011)	27		5.0	5.0	mg/L			02/28/24 17:28	1
Carbonate Alkalinity as CaCO3 (SM 2320B-2011)	<5.0		5.0	5.0	mg/L			02/28/24 17:28	1

Client Sample ID: WAN-GWC-31

Lab Sample ID: 680-247150-10

Date Collected: 02/21/24 16:20

Matrix: Water

Date Received: 02/24/24 09:52

Method: SW846 6020B - Metals (ICP/MS) - Total Recoverable

Analyte	Result	Qualifier	RL	MDL	Unit	D	Prepared	Analyzed	Dil Fac
Magnesium	1.8		0.50	0.023	mg/L		02/27/24 04:52	02/27/24 17:35	1
Potassium	1.2		0.50	0.044	mg/L		02/27/24 04:52	02/27/24 17:35	1
Sodium	9.4		0.50	0.20	mg/L		02/27/24 04:52	02/27/24 17:35	1

General Chemistry

Analyte	Result	Qualifier	RL	MDL	Unit	D	Prepared	Analyzed	Dil Fac
Total Alkalinity as CaCO3 (SM 2320B-2011)	36		5.0	5.0	mg/L			02/28/24 17:45	1
Bicarbonate Alkalinity as CaCO3 (SM 2320B-2011)	36		5.0	5.0	mg/L			02/28/24 17:45	1
Carbonate Alkalinity as CaCO3 (SM 2320B-2011)	<5.0		5.0	5.0	mg/L			02/28/24 17:45	1

Client Sample ID: WAN-GWC-34

Lab Sample ID: 680-247150-11

Date Collected: 02/22/24 10:13

Matrix: Water

Date Received: 02/24/24 09:52

Method: SW846 6020B - Metals (ICP/MS) - Total Recoverable

Analyte	Result	Qualifier	RL	MDL	Unit	D	Prepared	Analyzed	Dil Fac
Magnesium	1.6		0.50	0.023	mg/L		02/27/24 04:52	02/27/24 17:38	1
Potassium	2.7		0.50	0.044	mg/L		02/27/24 04:52	02/27/24 17:38	1
Sodium	5.1		0.50	0.20	mg/L		02/27/24 04:52	02/27/24 17:38	1

General Chemistry

Analyte	Result	Qualifier	RL	MDL	Unit	D	Prepared	Analyzed	Dil Fac
Total Alkalinity as CaCO3 (SM 2320B-2011)	28		5.0	5.0	mg/L			02/28/24 18:08	1
Bicarbonate Alkalinity as CaCO3 (SM 2320B-2011)	28		5.0	5.0	mg/L			02/28/24 18:08	1
Carbonate Alkalinity as CaCO3 (SM 2320B-2011)	<5.0		5.0	5.0	mg/L			02/28/24 18:08	1

Client: Southern Company
Project/Site: Plant Wansley Landfill

Job ID: 680-246863-2

Client Sample ID: WAN-GWC-35

Date Collected: 02/22/24 10:55
Date Received: 02/24/24 09:52

Lab Sample ID: 680-247150-12

Matrix: Water

Method: SW846 6020B - Metals (ICP/MS) - Total Recoverable

Analyte	Result	Qualifier	RL	MDL	Unit	D	Prepared	Analyzed	Dil Fac
Magnesium	4.7		0.50	0.023	mg/L		02/27/24 04:52	02/27/24 17:47	1
Potassium	2.5		0.50	0.044	mg/L		02/27/24 04:52	02/27/24 17:47	1
Sodium	4.9		0.50	0.20	mg/L		02/27/24 04:52	02/27/24 17:47	1

General Chemistry

Analyte	Result	Qualifier	RL	MDL	Unit	D	Prepared	Analyzed	Dil Fac
Total Alkalinity as CaCO3 (SM 2320B-2011)	10		5.0	5.0	mg/L			02/28/24 18:00	1
Bicarbonate Alkalinity as CaCO3 (SM 2320B-2011)	10		5.0	5.0	mg/L			02/28/24 18:00	1
Carbonate Alkalinity as CaCO3 (SM 2320B-2011)	<5.0		5.0	5.0	mg/L			02/28/24 18:00	1

Method: 6020B - Metals (ICP/MS)

Lab Sample ID: MB 680-823457/1-A
Matrix: Water
Analysis Batch: 824202

Client Sample ID: Method Blank
Prep Type: Total Recoverable
Prep Batch: 823457

Analyte	MB Result	MB Qualifier	RL	MDL	Unit	D	Prepared	Analyzed	Dil Fac
Magnesium	<0.023		0.50	0.023	mg/L		02/20/24 05:27	02/22/24 14:53	1
Potassium	<0.044		0.50	0.044	mg/L		02/20/24 05:27	02/22/24 14:53	1
Sodium	<0.20		0.50	0.20	mg/L		02/20/24 05:27	02/22/24 14:53	1

Lab Sample ID: LCS 680-823457/2-A
Matrix: Water
Analysis Batch: 824202

Client Sample ID: Lab Control Sample
Prep Type: Total Recoverable
Prep Batch: 823457

Analyte	Spike Added	LCS Result	LCS Qualifier	Unit	D	%Rec	%Rec Limits
Magnesium	5.00	4.79		mg/L		96	80 - 120
Potassium	7.00	6.86		mg/L		98	80 - 120
Sodium	5.03	4.72		mg/L		94	80 - 120

Lab Sample ID: 680-246862-F-1-B MS
Matrix: Water
Analysis Batch: 824202

Client Sample ID: Matrix Spike
Prep Type: Total Recoverable
Prep Batch: 823457

Analyte	Sample Result	Sample Qualifier	Spike Added	MS Result	MS Qualifier	Unit	D	%Rec	%Rec Limits
Magnesium	1.1		5.00	6.26		mg/L		103	75 - 125
Potassium	1.2		7.00	8.61		mg/L		105	75 - 125
Sodium	3.2		5.03	8.23		mg/L		100	75 - 125

Lab Sample ID: 680-246862-F-1-C MSD
Matrix: Water
Analysis Batch: 824202

Client Sample ID: Matrix Spike Duplicate
Prep Type: Total Recoverable
Prep Batch: 823457

Analyte	Sample Result	Sample Qualifier	Spike Added	MSD Result	MSD Qualifier	Unit	D	%Rec	%Rec Limits	RPD	RPD Limit
Magnesium	1.1		5.00	5.84		mg/L		95	75 - 125	7	20
Potassium	1.2		7.00	8.03		mg/L		97	75 - 125	7	20
Sodium	3.2		5.03	7.70		mg/L		89	75 - 125	7	20

Lab Sample ID: MB 680-823460/1-A
Matrix: Water
Analysis Batch: 823730

Client Sample ID: Method Blank
Prep Type: Total Recoverable
Prep Batch: 823460

Analyte	MB Result	MB Qualifier	RL	MDL	Unit	D	Prepared	Analyzed	Dil Fac
Magnesium	<0.023		0.50	0.023	mg/L		02/20/24 05:36	02/21/24 08:50	1
Potassium	0.0874	J	0.50	0.044	mg/L		02/20/24 05:36	02/21/24 08:50	1
Sodium	<0.20		0.50	0.20	mg/L		02/20/24 05:36	02/21/24 08:50	1

Lab Sample ID: LCS 680-823460/2-A
Matrix: Water
Analysis Batch: 823730

Client Sample ID: Lab Control Sample
Prep Type: Total Recoverable
Prep Batch: 823460

Analyte	Spike Added	LCS Result	LCS Qualifier	Unit	D	%Rec	%Rec Limits
Magnesium	5.00	4.81		mg/L		96	80 - 120
Potassium	7.00	7.06		mg/L		101	80 - 120
Sodium	5.03	4.82		mg/L		96	80 - 120

Method: 6020B - Metals (ICP/MS) (Continued)

Lab Sample ID: 680-246863-2 MS
Matrix: Water
Analysis Batch: 823730

Client Sample ID: WAN-GWA-2
Prep Type: Total Recoverable
Prep Batch: 823460

Analyte	Sample Result	Sample Qualifier	Spike Added	MS Result	MS Qualifier	Unit	D	%Rec	%Rec Limits
Magnesium	2.4		5.00	7.38		mg/L		99	75 - 125
Potassium	1.7	B	7.00	8.96		mg/L		104	75 - 125
Sodium	2.1		5.03	7.06		mg/L		98	75 - 125

Lab Sample ID: 680-246863-2 MSD
Matrix: Water
Analysis Batch: 823730

Client Sample ID: WAN-GWA-2
Prep Type: Total Recoverable
Prep Batch: 823460

Analyte	Sample Result	Sample Qualifier	Spike Added	MSD Result	MSD Qualifier	Unit	D	%Rec	%Rec Limits	RPD	RPD Limit
Magnesium	2.4		5.00	7.40		mg/L		99	75 - 125	0	20
Potassium	1.7	B	7.00	8.77		mg/L		101	75 - 125	2	20
Sodium	2.1		5.03	7.08		mg/L		99	75 - 125	0	20

Lab Sample ID: MB 680-823462/1-A
Matrix: Water
Analysis Batch: 823730

Client Sample ID: Method Blank
Prep Type: Total Recoverable
Prep Batch: 823462

Analyte	MB Result	MB Qualifier	RL	MDL	Unit	D	Prepared	Analyzed	Dil Fac
Magnesium	<0.023		0.50	0.023	mg/L		02/20/24 05:47	02/20/24 16:01	1
Potassium	<0.044		0.50	0.044	mg/L		02/20/24 05:47	02/20/24 16:01	1
Sodium	<0.20		0.50	0.20	mg/L		02/20/24 05:47	02/20/24 16:01	1

Lab Sample ID: LCS 680-823462/2-A
Matrix: Water
Analysis Batch: 823730

Client Sample ID: Lab Control Sample
Prep Type: Total Recoverable
Prep Batch: 823462

Analyte	Spike Added	LCS Result	LCS Qualifier	Unit	D	%Rec	%Rec Limits
Magnesium	5.00	5.06		mg/L		101	80 - 120
Potassium	7.00	7.34		mg/L		105	80 - 120
Sodium	5.03	5.11		mg/L		102	80 - 120

Lab Sample ID: 680-246872-F-5-B MS
Matrix: Water
Analysis Batch: 823730

Client Sample ID: Matrix Spike
Prep Type: Total Recoverable
Prep Batch: 823462

Analyte	Sample Result	Sample Qualifier	Spike Added	MS Result	MS Qualifier	Unit	D	%Rec	%Rec Limits
Magnesium	4.9		5.00	9.79		mg/L		99	75 - 125
Potassium	1.6		7.00	8.85		mg/L		104	75 - 125
Sodium	9.0		5.03	13.6		mg/L		91	75 - 125

Lab Sample ID: 680-246872-F-5-C MSD
Matrix: Water
Analysis Batch: 823730

Client Sample ID: Matrix Spike Duplicate
Prep Type: Total Recoverable
Prep Batch: 823462

Analyte	Sample Result	Sample Qualifier	Spike Added	MSD Result	MSD Qualifier	Unit	D	%Rec	%Rec Limits	RPD	RPD Limit
Magnesium	4.9		5.00	9.63		mg/L		95	75 - 125	2	20
Potassium	1.6		7.00	8.75		mg/L		102	75 - 125	1	20
Sodium	9.0		5.03	13.1		mg/L		82	75 - 125	4	20

Method: 6020B - Metals (ICP/MS) (Continued)

Lab Sample ID: MB 680-824116/1-A
Matrix: Water
Analysis Batch: 824321

Client Sample ID: Method Blank
Prep Type: Total Recoverable
Prep Batch: 824116

Analyte	MB Result	MB Qualifier	RL	MDL	Unit	D	Prepared	Analyzed	Dil Fac
Magnesium	<0.023		0.50	0.023	mg/L		02/23/24 05:57	02/23/24 22:11	1
Potassium	0.350	J	0.50	0.044	mg/L		02/23/24 05:57	02/23/24 22:11	1

Lab Sample ID: MB 680-824116/1-A
Matrix: Water
Analysis Batch: 824440

Client Sample ID: Method Blank
Prep Type: Total Recoverable
Prep Batch: 824116

Analyte	MB Result	MB Qualifier	RL	MDL	Unit	D	Prepared	Analyzed	Dil Fac
Sodium	<0.20		0.50	0.20	mg/L		02/23/24 05:57	02/25/24 11:29	1

Lab Sample ID: LCS 680-824116/2-A
Matrix: Water
Analysis Batch: 824321

Client Sample ID: Lab Control Sample
Prep Type: Total Recoverable
Prep Batch: 824116

Analyte	Spike Added	LCS Result	LCS Qualifier	Unit	D	%Rec	%Rec Limits
Magnesium	5.00	4.36		mg/L		87	80 - 120
Potassium	7.00	6.94		mg/L		99	80 - 120

Lab Sample ID: LCS 680-824116/2-A
Matrix: Water
Analysis Batch: 824440

Client Sample ID: Lab Control Sample
Prep Type: Total Recoverable
Prep Batch: 824116

Analyte	Spike Added	LCS Result	LCS Qualifier	Unit	D	%Rec	%Rec Limits
Sodium	5.03	5.01		mg/L		100	80 - 120

Lab Sample ID: 680-247015-E-1-E MS
Matrix: Water
Analysis Batch: 824321

Client Sample ID: Matrix Spike
Prep Type: Total Recoverable
Prep Batch: 824116

Analyte	Sample Result	Sample Qualifier	Spike Added	MS Result	MS Qualifier	Unit	D	%Rec	%Rec Limits
Magnesium	37		5.00	40.4	4	mg/L		62	75 - 125
Potassium	8.5	B	7.00	15.8		mg/L		105	75 - 125

Lab Sample ID: 680-247015-E-1-E MS
Matrix: Water
Analysis Batch: 824440

Client Sample ID: Matrix Spike
Prep Type: Total Recoverable
Prep Batch: 824116

Analyte	Sample Result	Sample Qualifier	Spike Added	MS Result	MS Qualifier	Unit	D	%Rec	%Rec Limits
Sodium	230		5.03	175	4	mg/L		-1060	75 - 125

Lab Sample ID: 680-247015-E-1-F MSD
Matrix: Water
Analysis Batch: 824321

Client Sample ID: Matrix Spike Duplicate
Prep Type: Total Recoverable
Prep Batch: 824116

Analyte	Sample Result	Sample Qualifier	Spike Added	MSD Result	MSD Qualifier	Unit	D	%Rec	%Rec Limits	RPD	RPD Limit
Magnesium	37		5.00	41.5	4	mg/L		84	75 - 125	3	20
Potassium	8.5	B	7.00	15.1		mg/L		95	75 - 125	4	20

Method: 6020B - Metals (ICP/MS) (Continued)

Lab Sample ID: 680-247015-E-1-F MSD
Matrix: Water
Analysis Batch: 824440

Client Sample ID: Matrix Spike Duplicate
Prep Type: Total Recoverable
Prep Batch: 824116

Analyte	Sample Result	Sample Qualifier	Spike Added	MSD Result	MSD Qualifier	Unit	D	%Rec	%Rec Limits	RPD	RPD Limit
Sodium	230		5.03	165	4	mg/L		-1257	75 - 125	6	20

Lab Sample ID: MB 680-824118/1-A
Matrix: Water
Analysis Batch: 824321

Client Sample ID: Method Blank
Prep Type: Total Recoverable
Prep Batch: 824118

Analyte	MB Result	MB Qualifier	RL	MDL	Unit	D	Prepared	Analyzed	Dil Fac
Magnesium	<0.023		0.50	0.023	mg/L		02/23/24 05:57	02/24/24 00:00	1
Potassium	0.347	J	0.50	0.044	mg/L		02/23/24 05:57	02/24/24 00:00	1

Lab Sample ID: MB 680-824118/1-A
Matrix: Water
Analysis Batch: 824440

Client Sample ID: Method Blank
Prep Type: Total Recoverable
Prep Batch: 824118

Analyte	MB Result	MB Qualifier	RL	MDL	Unit	D	Prepared	Analyzed	Dil Fac
Sodium	<0.20		0.50	0.20	mg/L		02/23/24 05:57	02/25/24 14:52	1

Lab Sample ID: LCS 680-824118/2-A
Matrix: Water
Analysis Batch: 824321

Client Sample ID: Lab Control Sample
Prep Type: Total Recoverable
Prep Batch: 824118

Analyte	Spike Added	LCS Result	LCS Qualifier	Unit	D	%Rec	%Rec Limits
Magnesium	5.00	4.40		mg/L		88	80 - 120
Potassium	7.00	6.98		mg/L		100	80 - 120

Lab Sample ID: LCS 680-824118/2-A
Matrix: Water
Analysis Batch: 824440

Client Sample ID: Lab Control Sample
Prep Type: Total Recoverable
Prep Batch: 824118

Analyte	Spike Added	LCS Result	LCS Qualifier	Unit	D	%Rec	%Rec Limits
Sodium	5.03	5.25		mg/L		104	80 - 120

Lab Sample ID: 680-247011-11 MS
Matrix: Water
Analysis Batch: 824321

Client Sample ID: WAN-GWC-27
Prep Type: Total Recoverable
Prep Batch: 824118

Analyte	Sample Result	Sample Qualifier	Spike Added	MS Result	MS Qualifier	Unit	D	%Rec	%Rec Limits
Magnesium	0.49	J	5.00	4.81		mg/L		86	75 - 125
Potassium	4.2	B	7.00	10.3		mg/L		87	75 - 125

Lab Sample ID: 680-247011-11 MS
Matrix: Water
Analysis Batch: 824440

Client Sample ID: WAN-GWC-27
Prep Type: Total Recoverable
Prep Batch: 824118

Analyte	Sample Result	Sample Qualifier	Spike Added	MS Result	MS Qualifier	Unit	D	%Rec	%Rec Limits
Sodium	3.3		5.03	8.47		mg/L		102	75 - 125

Method: 6020B - Metals (ICP/MS) (Continued)

Lab Sample ID: 680-247011-11 MSD
Matrix: Water
Analysis Batch: 824321

Client Sample ID: WAN-GWC-27
Prep Type: Total Recoverable
Prep Batch: 824118

Analyte	Sample Result	Sample Qualifier	Spike Added	MSD Result	MSD Qualifier	Unit	D	%Rec	%Rec Limits	RPD	RPD Limit
Magnesium	0.49	J	5.00	4.77		mg/L		86	75 - 125	1	20
Potassium	4.2	B	7.00	10.3		mg/L		86	75 - 125	0	20

Lab Sample ID: 680-247011-11 MSD
Matrix: Water
Analysis Batch: 824440

Client Sample ID: WAN-GWC-27
Prep Type: Total Recoverable
Prep Batch: 824118

Analyte	Sample Result	Sample Qualifier	Spike Added	MSD Result	MSD Qualifier	Unit	D	%Rec	%Rec Limits	RPD	RPD Limit
Sodium	3.3		5.03	8.51		mg/L		103	75 - 125	0	20

Lab Sample ID: MB 680-824664/1-A
Matrix: Water
Analysis Batch: 824936

Client Sample ID: Method Blank
Prep Type: Total Recoverable
Prep Batch: 824664

Analyte	MB Result	MB Qualifier	RL	MDL	Unit	D	Prepared	Analyzed	Dil Fac
Magnesium	<0.023		0.50	0.023	mg/L		02/27/24 04:52	02/27/24 16:38	1
Potassium	<0.044		0.50	0.044	mg/L		02/27/24 04:52	02/27/24 16:38	1
Sodium	<0.20		0.50	0.20	mg/L		02/27/24 04:52	02/27/24 16:38	1

Lab Sample ID: LCS 680-824664/2-A
Matrix: Water
Analysis Batch: 824936

Client Sample ID: Lab Control Sample
Prep Type: Total Recoverable
Prep Batch: 824664

Analyte	Spike Added	LCS Result	LCS Qualifier	Unit	D	%Rec	%Rec Limits
Magnesium	5.00	5.50		mg/L		110	80 - 120
Potassium	7.00	7.84		mg/L		112	80 - 120
Sodium	5.03	5.39		mg/L		107	80 - 120

Lab Sample ID: 680-247150-8 MS
Matrix: Water
Analysis Batch: 824936

Client Sample ID: WAN-GWC-25
Prep Type: Total Recoverable
Prep Batch: 824664

Analyte	Sample Result	Sample Qualifier	Spike Added	MS Result	MS Qualifier	Unit	D	%Rec	%Rec Limits
Magnesium	4.4		5.00	9.73		mg/L		107	75 - 125
Potassium	2.5		7.00	10.1		mg/L		109	75 - 125
Sodium	5.6		5.03	10.7		mg/L		101	75 - 125

Lab Sample ID: 680-247150-8 MSD
Matrix: Water
Analysis Batch: 824936

Client Sample ID: WAN-GWC-25
Prep Type: Total Recoverable
Prep Batch: 824664

Analyte	Sample Result	Sample Qualifier	Spike Added	MSD Result	MSD Qualifier	Unit	D	%Rec	%Rec Limits	RPD	RPD Limit
Magnesium	4.4		5.00	10.1		mg/L		115	75 - 125	4	20
Potassium	2.5		7.00	10.5		mg/L		115	75 - 125	4	20
Sodium	5.6		5.03	11.2		mg/L		112	75 - 125	5	20

Method: 6020B - Metals (ICP/MS) (Continued)

Lab Sample ID: MB 680-824667/1-A
Matrix: Water
Analysis Batch: 824936

Client Sample ID: Method Blank
Prep Type: Total Recoverable
Prep Batch: 824667

Analyte	MB Result	MB Qualifier	RL	MDL	Unit	D	Prepared	Analyzed	Dil Fac
Magnesium	<0.023		0.50	0.023	mg/L		02/27/24 04:59	02/28/24 08:40	1
Potassium	<0.044		0.50	0.044	mg/L		02/27/24 04:59	02/28/24 08:40	1
Sodium	<0.20		0.50	0.20	mg/L		02/27/24 04:59	02/28/24 08:40	1

Lab Sample ID: LCS 680-824667/2-A
Matrix: Water
Analysis Batch: 824936

Client Sample ID: Lab Control Sample
Prep Type: Total Recoverable
Prep Batch: 824667

Analyte	Spike Added	LCS Result	LCS Qualifier	Unit	D	%Rec	%Rec Limits
Magnesium	5.00	5.49		mg/L		110	80 - 120
Potassium	7.00	7.79		mg/L		111	80 - 120
Sodium	5.03	5.41		mg/L		108	80 - 120

Lab Sample ID: 680-247150-1 MS
Matrix: Water
Analysis Batch: 824936

Client Sample ID: WAN-GWC-7
Prep Type: Total Recoverable
Prep Batch: 824667

Analyte	Sample Result	Sample Qualifier	Spike Added	MS Result	MS Qualifier	Unit	D	%Rec	%Rec Limits
Magnesium	38		5.00	42.9	4	mg/L		107	75 - 125
Potassium	0.96		7.00	8.55		mg/L		109	75 - 125
Sodium	34		5.03	39.5	4	mg/L		103	75 - 125

Lab Sample ID: 680-247150-1 MSD
Matrix: Water
Analysis Batch: 824936

Client Sample ID: WAN-GWC-7
Prep Type: Total Recoverable
Prep Batch: 824667

Analyte	Sample Result	Sample Qualifier	Spike Added	MSD Result	MSD Qualifier	Unit	D	%Rec	%Rec Limits	RPD	RPD Limit
Magnesium	38		5.00	42.1	4	mg/L		90	75 - 125	2	20
Potassium	0.96		7.00	8.92		mg/L		114	75 - 125	4	20
Sodium	34		5.03	38.8	4	mg/L		90	75 - 125	2	20

Method: 2320B-2011 - Alkalinity, Total

Lab Sample ID: MB 680-823604/4
Matrix: Water
Analysis Batch: 823604

Client Sample ID: Method Blank
Prep Type: Total/NA

Analyte	MB Result	MB Qualifier	RL	MDL	Unit	D	Prepared	Analyzed	Dil Fac
Total Alkalinity as CaCO3	<5.0		5.0	5.0	mg/L			02/19/24 21:44	1
Bicarbonate Alkalinity as CaCO3	<5.0		5.0	5.0	mg/L			02/19/24 21:44	1
Carbonate Alkalinity as CaCO3	<5.0		5.0	5.0	mg/L			02/19/24 21:44	1

Lab Sample ID: LCS 680-823604/6
Matrix: Water
Analysis Batch: 823604

Client Sample ID: Lab Control Sample
Prep Type: Total/NA

Analyte	Spike Added	LCS Result	LCS Qualifier	Unit	D	%Rec	%Rec Limits
Total Alkalinity as CaCO3	250	248		mg/L		99	90 - 112

Method: 2320B-2011 - Alkalinity, Total (Continued)

Lab Sample ID: LCSD 680-823604/31
Matrix: Water
Analysis Batch: 823604

Client Sample ID: Lab Control Sample Dup
Prep Type: Total/NA

Analyte			Spike Added	LCSD Result	LCSD Qualifier	Unit	D	%Rec	%Rec Limits	RPD	RPD Limit
Total Alkalinity as CaCO3			250	252		mg/L		101	90 - 112	2	30

Lab Sample ID: 680-246862-G-6 DU
Matrix: Water
Analysis Batch: 823604

Client Sample ID: Duplicate
Prep Type: Total/NA

Analyte	Sample Result	Sample Qualifier		DU Result	DU Qualifier	Unit	D			RPD	RPD Limit
Total Alkalinity as CaCO3	9.9			8.37		mg/L				17	30
Bicarbonate Alkalinity as CaCO3	9.9			8.37		mg/L				17	30
Carbonate Alkalinity as CaCO3	<5.0			<5.0		mg/L				NC	30

Lab Sample ID: MB 680-823723/4
Matrix: Water
Analysis Batch: 823723

Client Sample ID: Method Blank
Prep Type: Total/NA

Analyte	MB Result	MB Qualifier	RL	MDL	Unit	D	Prepared	Analyzed	Dil Fac
Total Alkalinity as CaCO3	<5.0		5.0	5.0	mg/L			02/20/24 16:49	1
Bicarbonate Alkalinity as CaCO3	<5.0		5.0	5.0	mg/L			02/20/24 16:49	1
Carbonate Alkalinity as CaCO3	<5.0		5.0	5.0	mg/L			02/20/24 16:49	1

Lab Sample ID: LCS 680-823723/6
Matrix: Water
Analysis Batch: 823723

Client Sample ID: Lab Control Sample
Prep Type: Total/NA

Analyte			Spike Added	LCS Result	LCS Qualifier	Unit	D	%Rec	%Rec Limits		
Total Alkalinity as CaCO3			250	245		mg/L		98	90 - 112		

Lab Sample ID: LCSD 680-823723/31
Matrix: Water
Analysis Batch: 823723

Client Sample ID: Lab Control Sample Dup
Prep Type: Total/NA

Analyte			Spike Added	LCSD Result	LCSD Qualifier	Unit	D	%Rec	%Rec Limits	RPD	RPD Limit
Total Alkalinity as CaCO3			250	250		mg/L		100	90 - 112	2	30

Lab Sample ID: 680-246862-G-11 DU
Matrix: Water
Analysis Batch: 823723

Client Sample ID: Duplicate
Prep Type: Total/NA

Analyte	Sample Result	Sample Qualifier		DU Result	DU Qualifier	Unit	D			RPD	RPD Limit
Total Alkalinity as CaCO3	48			44.7		mg/L				7	30
Bicarbonate Alkalinity as CaCO3	48			44.7		mg/L				7	30
Carbonate Alkalinity as CaCO3	<5.0			<5.0		mg/L				NC	30

Lab Sample ID: MB 680-823729/4
Matrix: Water
Analysis Batch: 823729

Client Sample ID: Method Blank
Prep Type: Total/NA

Analyte	MB Result	MB Qualifier	RL	MDL	Unit	D	Prepared	Analyzed	Dil Fac
Total Alkalinity as CaCO3	<5.0		5.0	5.0	mg/L			02/20/24 22:44	1
Bicarbonate Alkalinity as CaCO3	<5.0		5.0	5.0	mg/L			02/20/24 22:44	1

Method: 2320B-2011 - Alkalinity, Total (Continued)

Lab Sample ID: MB 680-823729/4
Matrix: Water
Analysis Batch: 823729

Client Sample ID: Method Blank
Prep Type: Total/NA

Analyte	MB Result	MB Qualifier	RL	MDL	Unit	D	Prepared	Analyzed	Dil Fac
Carbonate Alkalinity as CaCO3	<5.0		5.0	5.0	mg/L			02/20/24 22:44	1

Lab Sample ID: LCS 680-823729/6
Matrix: Water
Analysis Batch: 823729

Client Sample ID: Lab Control Sample
Prep Type: Total/NA

Analyte			Spike Added	LCS Result	LCS Qualifier	Unit	D	%Rec	%Rec Limits		
Total Alkalinity as CaCO3			250	247		mg/L		99	90 - 112		

Lab Sample ID: LCSD 680-823729/31
Matrix: Water
Analysis Batch: 823729

Client Sample ID: Lab Control Sample Dup
Prep Type: Total/NA

Analyte			Spike Added	LCSD Result	LCSD Qualifier	Unit	D	%Rec	%Rec Limits	RPD	RPD Limit
Total Alkalinity as CaCO3			250	250		mg/L		100	90 - 112	1	30

Lab Sample ID: 752-16698-C-6 DU
Matrix: Water
Analysis Batch: 823729

Client Sample ID: Duplicate
Prep Type: Total/NA

Analyte	Sample Result	Sample Qualifier		DU Result	DU Qualifier	Unit	D			RPD	RPD Limit
Total Alkalinity as CaCO3	6.0			<5.0		mg/L				NC	30
Bicarbonate Alkalinity as CaCO3	6.0			<5.0		mg/L				NC	30
Carbonate Alkalinity as CaCO3	<5.0			<5.0		mg/L				NC	30

Lab Sample ID: 752-16772-B-1 DU
Matrix: Water
Analysis Batch: 823729

Client Sample ID: Duplicate
Prep Type: Total/NA

Analyte	Sample Result	Sample Qualifier		DU Result	DU Qualifier	Unit	D			RPD	RPD Limit
Total Alkalinity as CaCO3	53			47.3		mg/L				12	30
Bicarbonate Alkalinity as CaCO3	53			47.3		mg/L				12	30
Carbonate Alkalinity as CaCO3	<5.0			<5.0		mg/L				NC	30

Lab Sample ID: MB 680-824492/4
Matrix: Water
Analysis Batch: 824492

Client Sample ID: Method Blank
Prep Type: Total/NA

Analyte	MB Result	MB Qualifier	RL	MDL	Unit	D	Prepared	Analyzed	Dil Fac
Total Alkalinity as CaCO3	<5.0		5.0	5.0	mg/L			02/23/24 09:00	1
Bicarbonate Alkalinity as CaCO3	<5.0		5.0	5.0	mg/L			02/23/24 09:00	1
Carbonate Alkalinity as CaCO3	<5.0		5.0	5.0	mg/L			02/23/24 09:00	1

Lab Sample ID: LCS 680-824492/6
Matrix: Water
Analysis Batch: 824492

Client Sample ID: Lab Control Sample
Prep Type: Total/NA

Analyte			Spike Added	LCS Result	LCS Qualifier	Unit	D	%Rec	%Rec Limits		
Total Alkalinity as CaCO3			250	248		mg/L		99	90 - 112		

Method: 2320B-2011 - Alkalinity, Total (Continued)

Lab Sample ID: LCSD 680-824492/31
Matrix: Water
Analysis Batch: 824492

Client Sample ID: Lab Control Sample Dup
Prep Type: Total/NA

Analyte			Spike Added	LCSD Result	LCSD Qualifier	Unit	D	%Rec	%Rec Limits	RPD	RPD Limit
Total Alkalinity as CaCO3			250	251		mg/L		100	90 - 112	1	30

Lab Sample ID: 680-247011-10 DU
Matrix: Water
Analysis Batch: 824492

Client Sample ID: WAN-GWC-26
Prep Type: Total/NA

Analyte	Sample Result	Sample Qualifier		DU Result	DU Qualifier	Unit	D			RPD	RPD Limit
Total Alkalinity as CaCO3	39			14.5	F3	mg/L				92	30
Bicarbonate Alkalinity as CaCO3	39			14.5	F3	mg/L				92	30
Carbonate Alkalinity as CaCO3	<5.0			<5.0		mg/L				NC	30

Lab Sample ID: MB 680-825231/4
Matrix: Water
Analysis Batch: 825231

Client Sample ID: Method Blank
Prep Type: Total/NA

Analyte	MB Result	MB Qualifier	RL	MDL	Unit	D	Prepared	Analyzed	Dil Fac
Total Alkalinity as CaCO3	<5.0		5.0	5.0	mg/L			02/28/24 10:38	1
Bicarbonate Alkalinity as CaCO3	<5.0		5.0	5.0	mg/L			02/28/24 10:38	1
Carbonate Alkalinity as CaCO3	<5.0		5.0	5.0	mg/L			02/28/24 10:38	1

Lab Sample ID: LCS 680-825231/6
Matrix: Water
Analysis Batch: 825231

Client Sample ID: Lab Control Sample
Prep Type: Total/NA

Analyte			Spike Added	LCS Result	LCS Qualifier	Unit	D	%Rec	%Rec Limits		
Total Alkalinity as CaCO3			250	249		mg/L		99	90 - 112		

Lab Sample ID: LCSD 680-825231/31
Matrix: Water
Analysis Batch: 825231

Client Sample ID: Lab Control Sample Dup
Prep Type: Total/NA

Analyte			Spike Added	LCSD Result	LCSD Qualifier	Unit	D	%Rec	%Rec Limits	RPD	RPD Limit
Total Alkalinity as CaCO3			250	252		mg/L		101	90 - 112	1	30

Lab Sample ID: 680-247074-C-4 DU
Matrix: Water
Analysis Batch: 825231

Client Sample ID: Duplicate
Prep Type: Total/NA

Analyte	Sample Result	Sample Qualifier		DU Result	DU Qualifier	Unit	D			RPD	RPD Limit
Total Alkalinity as CaCO3	57			51.4		mg/L				10	30
Bicarbonate Alkalinity as CaCO3	57			51.4		mg/L				10	30
Carbonate Alkalinity as CaCO3	<5.0			<5.0		mg/L				NC	30

Lab Sample ID: MB 680-825242/4
Matrix: Water
Analysis Batch: 825242

Client Sample ID: Method Blank
Prep Type: Total/NA

Analyte	MB Result	MB Qualifier	RL	MDL	Unit	D	Prepared	Analyzed	Dil Fac
Total Alkalinity as CaCO3	<5.0		5.0	5.0	mg/L			02/28/24 16:31	1
Bicarbonate Alkalinity as CaCO3	<5.0		5.0	5.0	mg/L			02/28/24 16:31	1

Method: 2320B-2011 - Alkalinity, Total (Continued)

Lab Sample ID: MB 680-825242/4
Matrix: Water
Analysis Batch: 825242

Client Sample ID: Method Blank
Prep Type: Total/NA

Analyte	MB Result	MB Qualifier	RL	MDL	Unit	D	Prepared	Analyzed	Dil Fac
Carbonate Alkalinity as CaCO3	<5.0		5.0	5.0	mg/L			02/28/24 16:31	1

Lab Sample ID: LCS 680-825242/6
Matrix: Water
Analysis Batch: 825242

Client Sample ID: Lab Control Sample
Prep Type: Total/NA

Analyte			Spike Added	LCS Result	LCS Qualifier	Unit	D	%Rec	%Rec Limits		
Total Alkalinity as CaCO3			250	249		mg/L		100	90 - 112		

Lab Sample ID: LCSD 680-825242/31
Matrix: Water
Analysis Batch: 825242

Client Sample ID: Lab Control Sample Dup
Prep Type: Total/NA

Analyte			Spike Added	LCSD Result	LCSD Qualifier	Unit	D	%Rec	%Rec Limits	RPD	RPD Limit
Total Alkalinity as CaCO3			250	258		mg/L		103	90 - 112	3	30

Lab Sample ID: 680-247150-3 DU
Matrix: Water
Analysis Batch: 825242

Client Sample ID: WAN-GWC-15
Prep Type: Total/NA

Analyte	Sample Result	Sample Qualifier		DU Result	DU Qualifier	Unit	D			RPD	RPD Limit
Total Alkalinity as CaCO3	54			51.5		mg/L				4	30
Bicarbonate Alkalinity as CaCO3	54			51.5		mg/L				4	30
Carbonate Alkalinity as CaCO3	<5.0			<5.0		mg/L				NC	30

Metals

Prep Batch: 823457

Lab Sample ID	Client Sample ID	Prep Type	Matrix	Method	Prep Batch
680-246863-1	WAN-GWA-1	Total Recoverable	Water	3005A	
MB 680-823457/1-A	Method Blank	Total Recoverable	Water	3005A	
LCS 680-823457/2-A	Lab Control Sample	Total Recoverable	Water	3005A	
680-246862-F-1-B MS	Matrix Spike	Total Recoverable	Water	3005A	
680-246862-F-1-C MSD	Matrix Spike Duplicate	Total Recoverable	Water	3005A	

Prep Batch: 823460

Lab Sample ID	Client Sample ID	Prep Type	Matrix	Method	Prep Batch
680-246863-2	WAN-GWA-2	Total Recoverable	Water	3005A	
680-246863-3	WAN-GWA-4	Total Recoverable	Water	3005A	
680-246863-4	WAN-GWA-28	Total Recoverable	Water	3005A	
680-246863-5	WAN-GWA-29	Total Recoverable	Water	3005A	
680-246863-6	WAN-GWC-6	Total Recoverable	Water	3005A	
680-246863-7	WAN-GWC-11	Total Recoverable	Water	3005A	
MB 680-823460/1-A	Method Blank	Total Recoverable	Water	3005A	
LCS 680-823460/2-A	Lab Control Sample	Total Recoverable	Water	3005A	
680-246863-2 MS	WAN-GWA-2	Total Recoverable	Water	3005A	
680-246863-2 MSD	WAN-GWA-2	Total Recoverable	Water	3005A	

Prep Batch: 823462

Lab Sample ID	Client Sample ID	Prep Type	Matrix	Method	Prep Batch
680-246877-1	WAN-GWC-5	Total Recoverable	Water	3005A	
680-246877-2	WAN-GWC-22	Total Recoverable	Water	3005A	
MB 680-823462/1-A	Method Blank	Total Recoverable	Water	3005A	
LCS 680-823462/2-A	Lab Control Sample	Total Recoverable	Water	3005A	
680-246872-F-5-B MS	Matrix Spike	Total Recoverable	Water	3005A	
680-246872-F-5-C MSD	Matrix Spike Duplicate	Total Recoverable	Water	3005A	

Analysis Batch: 823730

Lab Sample ID	Client Sample ID	Prep Type	Matrix	Method	Prep Batch
680-246863-2	WAN-GWA-2	Total Recoverable	Water	6020B	823460
680-246863-3	WAN-GWA-4	Total Recoverable	Water	6020B	823460
680-246863-4	WAN-GWA-28	Total Recoverable	Water	6020B	823460
680-246863-5	WAN-GWA-29	Total Recoverable	Water	6020B	823460
680-246863-6	WAN-GWC-6	Total Recoverable	Water	6020B	823460
680-246863-7	WAN-GWC-11	Total Recoverable	Water	6020B	823460
680-246877-1	WAN-GWC-5	Total Recoverable	Water	6020B	823462
680-246877-2	WAN-GWC-22	Total Recoverable	Water	6020B	823462
MB 680-823460/1-A	Method Blank	Total Recoverable	Water	6020B	823460
MB 680-823462/1-A	Method Blank	Total Recoverable	Water	6020B	823462
LCS 680-823460/2-A	Lab Control Sample	Total Recoverable	Water	6020B	823460
LCS 680-823462/2-A	Lab Control Sample	Total Recoverable	Water	6020B	823462
680-246863-2 MS	WAN-GWA-2	Total Recoverable	Water	6020B	823460
680-246863-2 MSD	WAN-GWA-2	Total Recoverable	Water	6020B	823460
680-246872-F-5-B MS	Matrix Spike	Total Recoverable	Water	6020B	823462
680-246872-F-5-C MSD	Matrix Spike Duplicate	Total Recoverable	Water	6020B	823462

Prep Batch: 824116

Lab Sample ID	Client Sample ID	Prep Type	Matrix	Method	Prep Batch
680-247011-1	WAN-GWC-9	Total Recoverable	Water	3005A	
680-247011-2	WAN-GWC-10	Total Recoverable	Water	3005A	

Metals (Continued)

Prep Batch: 824116 (Continued)

Lab Sample ID	Client Sample ID	Prep Type	Matrix	Method	Prep Batch
680-247011-3	WAN-GWC-12	Total Recoverable	Water	3005A	
680-247011-4	WAN-GWC-13	Total Recoverable	Water	3005A	
680-247011-5	WAN-GWC-14	Total Recoverable	Water	3005A	
680-247011-6	WAN-GWC-17	Total Recoverable	Water	3005A	
680-247011-7	WAN-GWC-20	Total Recoverable	Water	3005A	
680-247011-8	WAN-GWC-21	Total Recoverable	Water	3005A	
680-247011-9	WAN-GWC-23	Total Recoverable	Water	3005A	
680-247011-10	WAN-GWC-26	Total Recoverable	Water	3005A	
MB 680-824116/1-A	Method Blank	Total Recoverable	Water	3005A	
LCS 680-824116/2-A	Lab Control Sample	Total Recoverable	Water	3005A	
680-247015-E-1-E MS	Matrix Spike	Total Recoverable	Water	3005A	
680-247015-E-1-F MSD	Matrix Spike Duplicate	Total Recoverable	Water	3005A	

Prep Batch: 824118

Lab Sample ID	Client Sample ID	Prep Type	Matrix	Method	Prep Batch
680-247011-11	WAN-GWC-27	Total Recoverable	Water	3005A	
680-247011-12	WAN-GWC-32	Total Recoverable	Water	3005A	
680-247011-13	WAN-GWC-33	Total Recoverable	Water	3005A	
MB 680-824118/1-A	Method Blank	Total Recoverable	Water	3005A	
LCS 680-824118/2-A	Lab Control Sample	Total Recoverable	Water	3005A	
680-247011-11 MS	WAN-GWC-27	Total Recoverable	Water	3005A	
680-247011-11 MSD	WAN-GWC-27	Total Recoverable	Water	3005A	

Analysis Batch: 824202

Lab Sample ID	Client Sample ID	Prep Type	Matrix	Method	Prep Batch
680-246863-1	WAN-GWA-1	Total Recoverable	Water	6020B	823457
MB 680-823457/1-A	Method Blank	Total Recoverable	Water	6020B	823457
LCS 680-823457/2-A	Lab Control Sample	Total Recoverable	Water	6020B	823457
680-246862-F-1-B MS	Matrix Spike	Total Recoverable	Water	6020B	823457
680-246862-F-1-C MSD	Matrix Spike Duplicate	Total Recoverable	Water	6020B	823457

Analysis Batch: 824321

Lab Sample ID	Client Sample ID	Prep Type	Matrix	Method	Prep Batch
680-247011-1	WAN-GWC-9	Total Recoverable	Water	6020B	824116
680-247011-2	WAN-GWC-10	Total Recoverable	Water	6020B	824116
680-247011-3	WAN-GWC-12	Total Recoverable	Water	6020B	824116
680-247011-4	WAN-GWC-13	Total Recoverable	Water	6020B	824116
680-247011-5	WAN-GWC-14	Total Recoverable	Water	6020B	824116
680-247011-6	WAN-GWC-17	Total Recoverable	Water	6020B	824116
680-247011-7	WAN-GWC-20	Total Recoverable	Water	6020B	824116
680-247011-8	WAN-GWC-21	Total Recoverable	Water	6020B	824116
680-247011-9	WAN-GWC-23	Total Recoverable	Water	6020B	824116
680-247011-10	WAN-GWC-26	Total Recoverable	Water	6020B	824116
680-247011-11	WAN-GWC-27	Total Recoverable	Water	6020B	824118
680-247011-12	WAN-GWC-32	Total Recoverable	Water	6020B	824118
680-247011-13	WAN-GWC-33	Total Recoverable	Water	6020B	824118
MB 680-824116/1-A	Method Blank	Total Recoverable	Water	6020B	824116
MB 680-824118/1-A	Method Blank	Total Recoverable	Water	6020B	824118
LCS 680-824116/2-A	Lab Control Sample	Total Recoverable	Water	6020B	824116
LCS 680-824118/2-A	Lab Control Sample	Total Recoverable	Water	6020B	824118
680-247011-11 MS	WAN-GWC-27	Total Recoverable	Water	6020B	824118

Metals (Continued)

Analysis Batch: 824321 (Continued)

Lab Sample ID	Client Sample ID	Prep Type	Matrix	Method	Prep Batch
680-247011-11 MSD	WAN-GWC-27	Total Recoverable	Water	6020B	824118
680-247015-E-1-E MS	Matrix Spike	Total Recoverable	Water	6020B	824116
680-247015-E-1-F MSD	Matrix Spike Duplicate	Total Recoverable	Water	6020B	824116

Analysis Batch: 824440

Lab Sample ID	Client Sample ID	Prep Type	Matrix	Method	Prep Batch
680-247011-1	WAN-GWC-9	Total Recoverable	Water	6020B	824116
680-247011-2	WAN-GWC-10	Total Recoverable	Water	6020B	824116
680-247011-3	WAN-GWC-12	Total Recoverable	Water	6020B	824116
680-247011-4	WAN-GWC-13	Total Recoverable	Water	6020B	824116
680-247011-5	WAN-GWC-14	Total Recoverable	Water	6020B	824116
680-247011-6	WAN-GWC-17	Total Recoverable	Water	6020B	824116
680-247011-7	WAN-GWC-20	Total Recoverable	Water	6020B	824116
680-247011-8	WAN-GWC-21	Total Recoverable	Water	6020B	824116
680-247011-9	WAN-GWC-23	Total Recoverable	Water	6020B	824116
680-247011-10	WAN-GWC-26	Total Recoverable	Water	6020B	824116
680-247011-11	WAN-GWC-27	Total Recoverable	Water	6020B	824118
680-247011-12	WAN-GWC-32	Total Recoverable	Water	6020B	824118
680-247011-13	WAN-GWC-33	Total Recoverable	Water	6020B	824118
MB 680-824116/1-A	Method Blank	Total Recoverable	Water	6020B	824116
MB 680-824118/1-A	Method Blank	Total Recoverable	Water	6020B	824118
LCS 680-824116/2-A	Lab Control Sample	Total Recoverable	Water	6020B	824116
LCS 680-824118/2-A	Lab Control Sample	Total Recoverable	Water	6020B	824118
680-247011-11 MS	WAN-GWC-27	Total Recoverable	Water	6020B	824118
680-247011-11 MSD	WAN-GWC-27	Total Recoverable	Water	6020B	824118
680-247015-E-1-E MS	Matrix Spike	Total Recoverable	Water	6020B	824116
680-247015-E-1-F MSD	Matrix Spike Duplicate	Total Recoverable	Water	6020B	824116

Prep Batch: 824664

Lab Sample ID	Client Sample ID	Prep Type	Matrix	Method	Prep Batch
680-247150-7	WAN-GWC-24	Total Recoverable	Water	3005A	
680-247150-8	WAN-GWC-25	Total Recoverable	Water	3005A	
680-247150-9	WAN-GWC-30	Total Recoverable	Water	3005A	
680-247150-10	WAN-GWC-31	Total Recoverable	Water	3005A	
680-247150-11	WAN-GWC-34	Total Recoverable	Water	3005A	
680-247150-12	WAN-GWC-35	Total Recoverable	Water	3005A	
MB 680-824664/1-A	Method Blank	Total Recoverable	Water	3005A	
LCS 680-824664/2-A	Lab Control Sample	Total Recoverable	Water	3005A	
680-247150-8 MS	WAN-GWC-25	Total Recoverable	Water	3005A	
680-247150-8 MSD	WAN-GWC-25	Total Recoverable	Water	3005A	

Prep Batch: 824667

Lab Sample ID	Client Sample ID	Prep Type	Matrix	Method	Prep Batch
680-247150-1	WAN-GWC-7	Total Recoverable	Water	3005A	
680-247150-2	WAN-GWC-8	Total Recoverable	Water	3005A	
680-247150-3	WAN-GWC-15	Total Recoverable	Water	3005A	
680-247150-4	WAN-GWC-16	Total Recoverable	Water	3005A	
680-247150-5	WAN-GWC-18	Total Recoverable	Water	3005A	
680-247150-6	WAN-GWC-19	Total Recoverable	Water	3005A	
MB 680-824667/1-A	Method Blank	Total Recoverable	Water	3005A	
LCS 680-824667/2-A	Lab Control Sample	Total Recoverable	Water	3005A	

Metals (Continued)

Prep Batch: 824667 (Continued)

Lab Sample ID	Client Sample ID	Prep Type	Matrix	Method	Prep Batch
680-247150-1 MS	WAN-GWC-7	Total Recoverable	Water	3005A	
680-247150-1 MSD	WAN-GWC-7	Total Recoverable	Water	3005A	

Analysis Batch: 824936

Lab Sample ID	Client Sample ID	Prep Type	Matrix	Method	Prep Batch
680-247150-1	WAN-GWC-7	Total Recoverable	Water	6020B	824667
680-247150-2	WAN-GWC-8	Total Recoverable	Water	6020B	824667
680-247150-3	WAN-GWC-15	Total Recoverable	Water	6020B	824667
680-247150-4	WAN-GWC-16	Total Recoverable	Water	6020B	824667
680-247150-5	WAN-GWC-18	Total Recoverable	Water	6020B	824667
680-247150-6	WAN-GWC-19	Total Recoverable	Water	6020B	824667
680-247150-7	WAN-GWC-24	Total Recoverable	Water	6020B	824664
680-247150-8	WAN-GWC-25	Total Recoverable	Water	6020B	824664
680-247150-9	WAN-GWC-30	Total Recoverable	Water	6020B	824664
680-247150-10	WAN-GWC-31	Total Recoverable	Water	6020B	824664
680-247150-11	WAN-GWC-34	Total Recoverable	Water	6020B	824664
680-247150-12	WAN-GWC-35	Total Recoverable	Water	6020B	824664
MB 680-824664/1-A	Method Blank	Total Recoverable	Water	6020B	824664
MB 680-824667/1-A	Method Blank	Total Recoverable	Water	6020B	824667
LCS 680-824664/2-A	Lab Control Sample	Total Recoverable	Water	6020B	824664
LCS 680-824667/2-A	Lab Control Sample	Total Recoverable	Water	6020B	824667
680-247150-1 MS	WAN-GWC-7	Total Recoverable	Water	6020B	824667
680-247150-1 MSD	WAN-GWC-7	Total Recoverable	Water	6020B	824667
680-247150-8 MS	WAN-GWC-25	Total Recoverable	Water	6020B	824664
680-247150-8 MSD	WAN-GWC-25	Total Recoverable	Water	6020B	824664

General Chemistry

Analysis Batch: 823604

Lab Sample ID	Client Sample ID	Prep Type	Matrix	Method	Prep Batch
680-246863-1	WAN-GWA-1	Total/NA	Water	2320B-2011	
MB 680-823604/4	Method Blank	Total/NA	Water	2320B-2011	
LCS 680-823604/6	Lab Control Sample	Total/NA	Water	2320B-2011	
LCSD 680-823604/31	Lab Control Sample Dup	Total/NA	Water	2320B-2011	
680-246862-G-6 DU	Duplicate	Total/NA	Water	2320B-2011	

Analysis Batch: 823723

Lab Sample ID	Client Sample ID	Prep Type	Matrix	Method	Prep Batch
680-246863-2	WAN-GWA-2	Total/NA	Water	2320B-2011	
680-246863-6	WAN-GWC-6	Total/NA	Water	2320B-2011	
680-246863-7	WAN-GWC-11	Total/NA	Water	2320B-2011	
680-246877-1	WAN-GWC-5	Total/NA	Water	2320B-2011	
MB 680-823723/4	Method Blank	Total/NA	Water	2320B-2011	
LCS 680-823723/6	Lab Control Sample	Total/NA	Water	2320B-2011	
LCSD 680-823723/31	Lab Control Sample Dup	Total/NA	Water	2320B-2011	
680-246862-G-11 DU	Duplicate	Total/NA	Water	2320B-2011	

Analysis Batch: 823729

Lab Sample ID	Client Sample ID	Prep Type	Matrix	Method	Prep Batch
680-246863-3	WAN-GWA-4	Total/NA	Water	2320B-2011	
680-246863-4	WAN-GWA-28	Total/NA	Water	2320B-2011	

General Chemistry (Continued)

Analysis Batch: 823729 (Continued)

Lab Sample ID	Client Sample ID	Prep Type	Matrix	Method	Prep Batch
680-246863-5	WAN-GWA-29	Total/NA	Water	2320B-2011	
680-246877-2	WAN-GWC-22	Total/NA	Water	2320B-2011	
MB 680-823729/4	Method Blank	Total/NA	Water	2320B-2011	
LCS 680-823729/6	Lab Control Sample	Total/NA	Water	2320B-2011	
LCSD 680-823729/31	Lab Control Sample Dup	Total/NA	Water	2320B-2011	
752-16698-C-6 DU	Duplicate	Total/NA	Water	2320B-2011	
752-16772-B-1 DU	Duplicate	Total/NA	Water	2320B-2011	

Analysis Batch: 824492

Lab Sample ID	Client Sample ID	Prep Type	Matrix	Method	Prep Batch
680-247011-1	WAN-GWC-9	Total/NA	Water	2320B-2011	
680-247011-2	WAN-GWC-10	Total/NA	Water	2320B-2011	
680-247011-3	WAN-GWC-12	Total/NA	Water	2320B-2011	
680-247011-4	WAN-GWC-13	Total/NA	Water	2320B-2011	
680-247011-5	WAN-GWC-14	Total/NA	Water	2320B-2011	
680-247011-6	WAN-GWC-17	Total/NA	Water	2320B-2011	
680-247011-7	WAN-GWC-20	Total/NA	Water	2320B-2011	
680-247011-8	WAN-GWC-21	Total/NA	Water	2320B-2011	
680-247011-9	WAN-GWC-23	Total/NA	Water	2320B-2011	
680-247011-10	WAN-GWC-26	Total/NA	Water	2320B-2011	
680-247011-11	WAN-GWC-27	Total/NA	Water	2320B-2011	
680-247011-12	WAN-GWC-32	Total/NA	Water	2320B-2011	
680-247011-13	WAN-GWC-33	Total/NA	Water	2320B-2011	
MB 680-824492/4	Method Blank	Total/NA	Water	2320B-2011	
LCS 680-824492/6	Lab Control Sample	Total/NA	Water	2320B-2011	
LCSD 680-824492/31	Lab Control Sample Dup	Total/NA	Water	2320B-2011	
680-247011-10 DU	WAN-GWC-26	Total/NA	Water	2320B-2011	

Analysis Batch: 825231

Lab Sample ID	Client Sample ID	Prep Type	Matrix	Method	Prep Batch
680-247150-1	WAN-GWC-7	Total/NA	Water	2320B-2011	
680-247150-5	WAN-GWC-18	Total/NA	Water	2320B-2011	
680-247150-8	WAN-GWC-25	Total/NA	Water	2320B-2011	
MB 680-825231/4	Method Blank	Total/NA	Water	2320B-2011	
LCS 680-825231/6	Lab Control Sample	Total/NA	Water	2320B-2011	
LCSD 680-825231/31	Lab Control Sample Dup	Total/NA	Water	2320B-2011	
680-247074-C-4 DU	Duplicate	Total/NA	Water	2320B-2011	

Analysis Batch: 825242

Lab Sample ID	Client Sample ID	Prep Type	Matrix	Method	Prep Batch
680-247150-2	WAN-GWC-8	Total/NA	Water	2320B-2011	
680-247150-3	WAN-GWC-15	Total/NA	Water	2320B-2011	
680-247150-4	WAN-GWC-16	Total/NA	Water	2320B-2011	
680-247150-6	WAN-GWC-19	Total/NA	Water	2320B-2011	
680-247150-7	WAN-GWC-24	Total/NA	Water	2320B-2011	
680-247150-9	WAN-GWC-30	Total/NA	Water	2320B-2011	
680-247150-10	WAN-GWC-31	Total/NA	Water	2320B-2011	
680-247150-11	WAN-GWC-34	Total/NA	Water	2320B-2011	
680-247150-12	WAN-GWC-35	Total/NA	Water	2320B-2011	
MB 680-825242/4	Method Blank	Total/NA	Water	2320B-2011	
LCS 680-825242/6	Lab Control Sample	Total/NA	Water	2320B-2011	

General Chemistry (Continued)

Analysis Batch: 825242 (Continued)

Lab Sample ID	Client Sample ID	Prep Type	Matrix	Method	Prep Batch
LCSD 680-825242/31	Lab Control Sample Dup	Total/NA	Water	2320B-2011	
680-247150-3 DU	WAN-GWC-15	Total/NA	Water	2320B-2011	

Lab Chronicle

Client: Southern Company
Project/Site: Plant Wansley Landfill

Job ID: 680-246863-2

Client Sample ID: WAN-GWA-1
Date Collected: 02/13/24 16:00
Date Received: 02/16/24 10:03

Lab Sample ID: 680-246863-1
Matrix: Water

Prep Type	Batch Type	Batch Method	Run	Dil Factor	Initial Amount	Final Amount	Batch Number	Prepared or Analyzed	Analyst	Lab
Total Recoverable	Prep	3005A			25 mL	125 mL	823457	02/20/24 05:27	RR	EET SAV
Total Recoverable	Analysis	6020B		1			824202	02/22/24 16:43	BWR	EET SAV
	Instrument ID: ICPMSD									
Total/NA	Analysis	2320B-2011		1			823604	02/19/24 22:43	PG	EET SAV
	Instrument ID: MANTECH 2									

Client Sample ID: WAN-GWA-2
Date Collected: 02/14/24 10:20
Date Received: 02/16/24 10:03

Lab Sample ID: 680-246863-2
Matrix: Water

Prep Type	Batch Type	Batch Method	Run	Dil Factor	Initial Amount	Final Amount	Batch Number	Prepared or Analyzed	Analyst	Lab
Total Recoverable	Prep	3005A			25 mL	125 mL	823460	02/20/24 05:36	RR	EET SAV
Total Recoverable	Analysis	6020B		1			823730	02/20/24 15:04	BWR	EET SAV
	Instrument ID: ICPMSD									
Total/NA	Analysis	2320B-2011		1			823723	02/20/24 20:37	PG	EET SAV
	Instrument ID: MANTECH 2									

Client Sample ID: WAN-GWA-4
Date Collected: 02/14/24 11:23
Date Received: 02/16/24 10:03

Lab Sample ID: 680-246863-3
Matrix: Water

Prep Type	Batch Type	Batch Method	Run	Dil Factor	Initial Amount	Final Amount	Batch Number	Prepared or Analyzed	Analyst	Lab
Total Recoverable	Prep	3005A			25 mL	125 mL	823460	02/20/24 05:36	RR	EET SAV
Total Recoverable	Analysis	6020B		1			823730	02/20/24 15:12	BWR	EET SAV
	Instrument ID: ICPMSD									
Total/NA	Analysis	2320B-2011		1			823729	02/20/24 23:27	PG	EET SAV
	Instrument ID: MANTECH 2									

Client Sample ID: WAN-GWA-28
Date Collected: 02/14/24 12:45
Date Received: 02/16/24 10:03

Lab Sample ID: 680-246863-4
Matrix: Water

Prep Type	Batch Type	Batch Method	Run	Dil Factor	Initial Amount	Final Amount	Batch Number	Prepared or Analyzed	Analyst	Lab
Total Recoverable	Prep	3005A			25 mL	125 mL	823460	02/20/24 05:36	RR	EET SAV
Total Recoverable	Analysis	6020B		1			823730	02/20/24 15:15	BWR	EET SAV
	Instrument ID: ICPMSD									
Total/NA	Analysis	2320B-2011		1			823729	02/20/24 23:57	PG	EET SAV
	Instrument ID: MANTECH 2									

Lab Chronicle

Client: Southern Company
Project/Site: Plant Wansley Landfill

Job ID: 680-246863-2

Client Sample ID: WAN-GWA-29
Date Collected: 02/14/24 12:18
Date Received: 02/16/24 10:03

Lab Sample ID: 680-246863-5
Matrix: Water

Prep Type	Batch Type	Batch Method	Run	Dil Factor	Initial Amount	Final Amount	Batch Number	Prepared or Analyzed	Analyst	Lab
Total Recoverable	Prep	3005A			25 mL	125 mL	823460	02/20/24 05:36	RR	EET SAV
Total Recoverable	Analysis	6020B		1			823730	02/20/24 15:18	BWR	EET SAV
	Instrument ID: ICPMSD									
Total/NA	Analysis	2320B-2011		1			823729	02/21/24 00:05	PG	EET SAV
	Instrument ID: MANTECH 2									

Client Sample ID: WAN-GWC-6
Date Collected: 02/14/24 13:55
Date Received: 02/16/24 10:03

Lab Sample ID: 680-246863-6
Matrix: Water

Prep Type	Batch Type	Batch Method	Run	Dil Factor	Initial Amount	Final Amount	Batch Number	Prepared or Analyzed	Analyst	Lab
Total Recoverable	Prep	3005A			25 mL	125 mL	823460	02/20/24 05:36	RR	EET SAV
Total Recoverable	Analysis	6020B		1			823730	02/20/24 15:21	BWR	EET SAV
	Instrument ID: ICPMSD									
Total/NA	Analysis	2320B-2011		1			823723	02/20/24 20:45	PG	EET SAV
	Instrument ID: MANTECH 2									

Client Sample ID: WAN-GWC-11
Date Collected: 02/14/24 14:20
Date Received: 02/16/24 10:03

Lab Sample ID: 680-246863-7
Matrix: Water

Prep Type	Batch Type	Batch Method	Run	Dil Factor	Initial Amount	Final Amount	Batch Number	Prepared or Analyzed	Analyst	Lab
Total Recoverable	Prep	3005A			25 mL	125 mL	823460	02/20/24 05:36	RR	EET SAV
Total Recoverable	Analysis	6020B		1			823730	02/20/24 15:24	BWR	EET SAV
	Instrument ID: ICPMSD									
Total/NA	Analysis	2320B-2011		1			823723	02/20/24 20:54	PG	EET SAV
	Instrument ID: MANTECH 2									

Client Sample ID: WAN-GWC-5
Date Collected: 02/14/24 15:00
Date Received: 02/17/24 09:52

Lab Sample ID: 680-246877-1
Matrix: Water

Prep Type	Batch Type	Batch Method	Run	Dil Factor	Initial Amount	Final Amount	Batch Number	Prepared or Analyzed	Analyst	Lab
Total Recoverable	Prep	3005A			25 mL	125 mL	823462	02/20/24 05:47	RR	EET SAV
Total Recoverable	Analysis	6020B		1			823730	02/20/24 17:09	BWR	EET SAV
	Instrument ID: ICPMSD									
Total/NA	Analysis	2320B-2011		1			823723	02/20/24 21:03	PG	EET SAV
	Instrument ID: MANTECH 2									

Client Sample ID: WAN-GWC-22

Lab Sample ID: 680-246877-2

Date Collected: 02/14/24 17:02

Matrix: Water

Date Received: 02/17/24 09:52

Prep Type	Batch Type	Batch Method	Run	Dil Factor	Initial Amount	Final Amount	Batch Number	Prepared or Analyzed	Analyst	Lab
Total Recoverable	Prep	3005A			25 mL	125 mL	823462	02/20/24 05:47	RR	EET SAV
Total Recoverable	Analysis	6020B		1			823730	02/20/24 17:12	BWR	EET SAV
	Instrument ID: ICPMSD									
Total/NA	Analysis	2320B-2011		1			823729	02/21/24 01:43	PG	EET SAV
	Instrument ID: MANTECH 2									

Client Sample ID: WAN-GWC-9

Lab Sample ID: 680-247011-1

Date Collected: 02/19/24 14:05

Matrix: Water

Date Received: 02/22/24 10:19

Prep Type	Batch Type	Batch Method	Run	Dil Factor	Initial Amount	Final Amount	Batch Number	Prepared or Analyzed	Analyst	Lab
Total Recoverable	Prep	3005A			25 mL	125 mL	824116	02/23/24 05:57	RR	EET SAV
Total Recoverable	Analysis	6020B		1			824321	02/23/24 23:03	BWR	EET SAV
	Instrument ID: ICPMSC									
Total Recoverable	Prep	3005A			25 mL	125 mL	824116	02/23/24 05:57	RR	EET SAV
Total Recoverable	Analysis	6020B		1			824440	02/25/24 11:43	BWR	EET SAV
	Instrument ID: ICPMSD									
Total/NA	Analysis	2320B-2011		1			824492	02/23/24 10:24	PG	EET SAV
	Instrument ID: MANTECH 2									

Client Sample ID: WAN-GWC-10

Lab Sample ID: 680-247011-2

Date Collected: 02/20/24 10:15

Matrix: Water

Date Received: 02/22/24 10:19

Prep Type	Batch Type	Batch Method	Run	Dil Factor	Initial Amount	Final Amount	Batch Number	Prepared or Analyzed	Analyst	Lab
Total Recoverable	Prep	3005A			25 mL	125 mL	824116	02/23/24 05:57	RR	EET SAV
Total Recoverable	Analysis	6020B		1			824321	02/23/24 23:08	BWR	EET SAV
	Instrument ID: ICPMSC									
Total Recoverable	Prep	3005A			25 mL	125 mL	824116	02/23/24 05:57	RR	EET SAV
Total Recoverable	Analysis	6020B		1			824440	02/25/24 11:46	BWR	EET SAV
	Instrument ID: ICPMSD									
Total/NA	Analysis	2320B-2011		1			824492	02/23/24 11:44	PG	EET SAV
	Instrument ID: MANTECH 2									

Client Sample ID: WAN-GWC-12

Lab Sample ID: 680-247011-3

Date Collected: 02/20/24 12:18

Matrix: Water

Date Received: 02/22/24 10:19

Prep Type	Batch Type	Batch Method	Run	Dil Factor	Initial Amount	Final Amount	Batch Number	Prepared or Analyzed	Analyst	Lab
Total Recoverable	Prep	3005A			25 mL	125 mL	824116	02/23/24 05:57	RR	EET SAV
Total Recoverable	Analysis	6020B		1			824321	02/23/24 23:12	BWR	EET SAV
	Instrument ID: ICPMSC									
Total Recoverable	Prep	3005A			25 mL	125 mL	824116	02/23/24 05:57	RR	EET SAV
Total Recoverable	Analysis	6020B		1			824440	02/25/24 11:49	BWR	EET SAV
	Instrument ID: ICPMSD									

Lab Chronicle

Client: Southern Company
Project/Site: Plant Wansley Landfill

Job ID: 680-246863-2

Client Sample ID: WAN-GWC-12
Date Collected: 02/20/24 12:18
Date Received: 02/22/24 10:19

Lab Sample ID: 680-247011-3
Matrix: Water

Prep Type	Batch Type	Batch Method	Run	Dil Factor	Initial Amount	Final Amount	Batch Number	Prepared or Analyzed	Analyst	Lab
Total/NA	Analysis	2320B-2011		1			824492	02/23/24 11:26	PG	EET SAV

Client Sample ID: WAN-GWC-13
Date Collected: 02/19/24 14:00
Date Received: 02/22/24 10:19

Lab Sample ID: 680-247011-4
Matrix: Water

Prep Type	Batch Type	Batch Method	Run	Dil Factor	Initial Amount	Final Amount	Batch Number	Prepared or Analyzed	Analyst	Lab
Total Recoverable	Prep	3005A			25 mL	125 mL	824116	02/23/24 05:57	RR	EET SAV
Total Recoverable	Analysis	6020B		1			824321	02/23/24 23:16	BWR	EET SAV
	Instrument ID: ICPMSC									
Total Recoverable	Prep	3005A			25 mL	125 mL	824116	02/23/24 05:57	RR	EET SAV
Total Recoverable	Analysis	6020B		1			824440	02/25/24 11:52	BWR	EET SAV
	Instrument ID: ICPMSD									
Total/NA	Analysis	2320B-2011		1			824492	02/23/24 10:32	PG	EET SAV
	Instrument ID: MANTECH 2									

Client Sample ID: WAN-GWC-14
Date Collected: 02/19/24 15:37
Date Received: 02/22/24 10:19

Lab Sample ID: 680-247011-5
Matrix: Water

Prep Type	Batch Type	Batch Method	Run	Dil Factor	Initial Amount	Final Amount	Batch Number	Prepared or Analyzed	Analyst	Lab
Total Recoverable	Prep	3005A			25 mL	125 mL	824116	02/23/24 05:57	RR	EET SAV
Total Recoverable	Analysis	6020B		1			824321	02/23/24 23:20	BWR	EET SAV
	Instrument ID: ICPMSC									
Total Recoverable	Prep	3005A			25 mL	125 mL	824116	02/23/24 05:57	RR	EET SAV
Total Recoverable	Analysis	6020B		1			824440	02/25/24 11:55	BWR	EET SAV
	Instrument ID: ICPMSD									
Total/NA	Analysis	2320B-2011		1			824492	02/23/24 10:41	PG	EET SAV
	Instrument ID: MANTECH 2									

Client Sample ID: WAN-GWC-17
Date Collected: 02/20/24 14:04
Date Received: 02/22/24 10:19

Lab Sample ID: 680-247011-6
Matrix: Water

Prep Type	Batch Type	Batch Method	Run	Dil Factor	Initial Amount	Final Amount	Batch Number	Prepared or Analyzed	Analyst	Lab
Total Recoverable	Prep	3005A			25 mL	125 mL	824116	02/23/24 05:57	RR	EET SAV
Total Recoverable	Analysis	6020B		1			824321	02/23/24 23:24	BWR	EET SAV
	Instrument ID: ICPMSC									
Total Recoverable	Prep	3005A			25 mL	125 mL	824116	02/23/24 05:57	RR	EET SAV
Total Recoverable	Analysis	6020B		1			824440	02/25/24 12:03	BWR	EET SAV
	Instrument ID: ICPMSD									
Total/NA	Analysis	2320B-2011		1			824492	02/23/24 11:52	PG	EET SAV
	Instrument ID: MANTECH 2									

Lab Chronicle

Client: Southern Company
Project/Site: Plant Wansley Landfill

Job ID: 680-246863-2

Client Sample ID: WAN-GWC-20
Date Collected: 02/20/24 15:15
Date Received: 02/22/24 10:19

Lab Sample ID: 680-247011-7
Matrix: Water

Prep Type	Batch Type	Batch Method	Run	Dil Factor	Initial Amount	Final Amount	Batch Number	Prepared or Analyzed	Analyst	Lab
Total Recoverable	Prep	3005A			25 mL	125 mL	824116	02/23/24 05:57	RR	EET SAV
Total Recoverable	Analysis	6020B		1			824321	02/23/24 23:28	BWR	EET SAV
	Instrument ID: ICPMSC									
Total Recoverable	Prep	3005A			25 mL	125 mL	824116	02/23/24 05:57	RR	EET SAV
Total Recoverable	Analysis	6020B		1			824440	02/25/24 12:06	BWR	EET SAV
	Instrument ID: ICPMSD									
Total/NA	Analysis	2320B-2011		1			824492	02/23/24 12:01	PG	EET SAV
	Instrument ID: MANTECH 2									

Client Sample ID: WAN-GWC-21
Date Collected: 02/19/24 15:15
Date Received: 02/22/24 10:19

Lab Sample ID: 680-247011-8
Matrix: Water

Prep Type	Batch Type	Batch Method	Run	Dil Factor	Initial Amount	Final Amount	Batch Number	Prepared or Analyzed	Analyst	Lab
Total Recoverable	Prep	3005A			25 mL	125 mL	824116	02/23/24 05:57	RR	EET SAV
Total Recoverable	Analysis	6020B		1			824321	02/23/24 23:32	BWR	EET SAV
	Instrument ID: ICPMSC									
Total Recoverable	Prep	3005A			25 mL	125 mL	824116	02/23/24 05:57	RR	EET SAV
Total Recoverable	Analysis	6020B		1			824440	02/25/24 12:09	BWR	EET SAV
	Instrument ID: ICPMSD									
Total/NA	Analysis	2320B-2011		1			824492	02/23/24 10:15	PG	EET SAV
	Instrument ID: MANTECH 2									

Client Sample ID: WAN-GWC-23
Date Collected: 02/19/24 16:10
Date Received: 02/22/24 10:19

Lab Sample ID: 680-247011-9
Matrix: Water

Prep Type	Batch Type	Batch Method	Run	Dil Factor	Initial Amount	Final Amount	Batch Number	Prepared or Analyzed	Analyst	Lab
Total Recoverable	Prep	3005A			25 mL	125 mL	824116	02/23/24 05:57	RR	EET SAV
Total Recoverable	Analysis	6020B		1			824321	02/23/24 23:36	BWR	EET SAV
	Instrument ID: ICPMSC									
Total Recoverable	Prep	3005A			25 mL	125 mL	824116	02/23/24 05:57	RR	EET SAV
Total Recoverable	Analysis	6020B		1			824440	02/25/24 12:12	BWR	EET SAV
	Instrument ID: ICPMSD									
Total/NA	Analysis	2320B-2011		1			824492	02/23/24 12:09	PG	EET SAV
	Instrument ID: MANTECH 2									

Client Sample ID: WAN-GWC-26
Date Collected: 02/20/24 13:35
Date Received: 02/22/24 10:19

Lab Sample ID: 680-247011-10
Matrix: Water

Prep Type	Batch Type	Batch Method	Run	Dil Factor	Initial Amount	Final Amount	Batch Number	Prepared or Analyzed	Analyst	Lab
Total Recoverable	Prep	3005A			25 mL	125 mL	824116	02/23/24 05:57	RR	EET SAV
Total Recoverable	Analysis	6020B		1			824321	02/23/24 23:48	BWR	EET SAV
	Instrument ID: ICPMSC									

Lab Chronicle

Client: Southern Company
Project/Site: Plant Wansley Landfill

Job ID: 680-246863-2

Client Sample ID: WAN-GWC-26
Date Collected: 02/20/24 13:35
Date Received: 02/22/24 10:19

Lab Sample ID: 680-247011-10
Matrix: Water

Prep Type	Batch Type	Batch Method	Run	Dil Factor	Initial Amount	Final Amount	Batch Number	Prepared or Analyzed	Analyst	Lab
Total Recoverable	Prep	3005A			25 mL	125 mL	824116	02/23/24 05:57	RR	EET SAV
Total Recoverable	Analysis	6020B		1			824440	02/25/24 12:15	BWR	EET SAV
	Instrument ID: ICPMSD									
Total/NA	Analysis	2320B-2011		1			824492	02/23/24 11:10	PG	EET SAV
	Instrument ID: MANTECH 2									

Client Sample ID: WAN-GWC-27
Date Collected: 02/20/24 15:25
Date Received: 02/22/24 10:19

Lab Sample ID: 680-247011-11
Matrix: Water

Prep Type	Batch Type	Batch Method	Run	Dil Factor	Initial Amount	Final Amount	Batch Number	Prepared or Analyzed	Analyst	Lab
Total Recoverable	Prep	3005A			25 mL	125 mL	824118	02/23/24 05:57	RR	EET SAV
Total Recoverable	Analysis	6020B		1			824321	02/24/24 00:08	BWR	EET SAV
	Instrument ID: ICPMSC									
Total Recoverable	Prep	3005A			25 mL	125 mL	824118	02/23/24 05:57	RR	EET SAV
Total Recoverable	Analysis	6020B		1			824440	02/25/24 14:58	BWR	EET SAV
	Instrument ID: ICPMSD									
Total/NA	Analysis	2320B-2011		1			824492	02/23/24 12:26	PG	EET SAV
	Instrument ID: MANTECH 2									

Client Sample ID: WAN-GWC-32
Date Collected: 02/20/24 16:00
Date Received: 02/22/24 10:19

Lab Sample ID: 680-247011-12
Matrix: Water

Prep Type	Batch Type	Batch Method	Run	Dil Factor	Initial Amount	Final Amount	Batch Number	Prepared or Analyzed	Analyst	Lab
Total Recoverable	Prep	3005A			25 mL	125 mL	824118	02/23/24 05:57	RR	EET SAV
Total Recoverable	Analysis	6020B		1			824321	02/24/24 00:29	BWR	EET SAV
	Instrument ID: ICPMSC									
Total Recoverable	Prep	3005A			25 mL	125 mL	824118	02/23/24 05:57	RR	EET SAV
Total Recoverable	Analysis	6020B		1			824440	02/25/24 15:06	BWR	EET SAV
	Instrument ID: ICPMSD									
Total/NA	Analysis	2320B-2011		1			824492	02/23/24 11:35	PG	EET SAV
	Instrument ID: MANTECH 2									

Client Sample ID: WAN-GWC-33
Date Collected: 02/20/24 13:35
Date Received: 02/22/24 10:19

Lab Sample ID: 680-247011-13
Matrix: Water

Prep Type	Batch Type	Batch Method	Run	Dil Factor	Initial Amount	Final Amount	Batch Number	Prepared or Analyzed	Analyst	Lab
Total Recoverable	Prep	3005A			25 mL	125 mL	824118	02/23/24 05:57	RR	EET SAV
Total Recoverable	Analysis	6020B		1			824321	02/24/24 00:33	BWR	EET SAV
	Instrument ID: ICPMSC									
Total Recoverable	Prep	3005A			25 mL	125 mL	824118	02/23/24 05:57	RR	EET SAV
Total Recoverable	Analysis	6020B		1			824440	02/25/24 15:09	BWR	EET SAV
	Instrument ID: ICPMSD									

Lab Chronicle

Client: Southern Company
Project/Site: Plant Wansley Landfill

Job ID: 680-246863-2

Client Sample ID: WAN-GWC-33
Date Collected: 02/20/24 13:35
Date Received: 02/22/24 10:19

Lab Sample ID: 680-247011-13
Matrix: Water

Prep Type	Batch Type	Batch Method	Run	Dil Factor	Initial Amount	Final Amount	Batch Number	Prepared or Analyzed	Analyst	Lab
Total/NA	Analysis	2320B-2011		1			824492	02/23/24 12:18	PG	EET SAV

Client Sample ID: WAN-GWC-7
Date Collected: 02/21/24 13:10
Date Received: 02/24/24 09:52

Lab Sample ID: 680-247150-1
Matrix: Water

Prep Type	Batch Type	Batch Method	Run	Dil Factor	Initial Amount	Final Amount	Batch Number	Prepared or Analyzed	Analyst	Lab
Total Recoverable	Prep	3005A			25 mL	125 mL	824667	02/27/24 04:59	RR	EET SAV
Total Recoverable	Analysis	6020B		1			824936	02/27/24 19:38	BWR	EET SAV
	Instrument ID: ICPMSD									
Total/NA	Analysis	2320B-2011		1			825231	02/28/24 14:51	PG	EET SAV
	Instrument ID: MANTECH 2									

Client Sample ID: WAN-GWC-8
Date Collected: 02/21/24 11:55
Date Received: 02/24/24 09:52

Lab Sample ID: 680-247150-2
Matrix: Water

Prep Type	Batch Type	Batch Method	Run	Dil Factor	Initial Amount	Final Amount	Batch Number	Prepared or Analyzed	Analyst	Lab
Total Recoverable	Prep	3005A			25 mL	125 mL	824667	02/27/24 04:59	RR	EET SAV
Total Recoverable	Analysis	6020B		1			824936	02/27/24 19:47	BWR	EET SAV
	Instrument ID: ICPMSD									
Total/NA	Analysis	2320B-2011		1			825242	02/28/24 17:20	PG	EET SAV
	Instrument ID: MANTECH 2									

Client Sample ID: WAN-GWC-15
Date Collected: 02/21/24 15:40
Date Received: 02/24/24 09:52

Lab Sample ID: 680-247150-3
Matrix: Water

Prep Type	Batch Type	Batch Method	Run	Dil Factor	Initial Amount	Final Amount	Batch Number	Prepared or Analyzed	Analyst	Lab
Total Recoverable	Prep	3005A			25 mL	125 mL	824667	02/27/24 04:59	RR	EET SAV
Total Recoverable	Analysis	6020B		1			824936	02/27/24 19:49	BWR	EET SAV
	Instrument ID: ICPMSD									
Total/NA	Analysis	2320B-2011		1			825242	02/28/24 16:56	PG	EET SAV
	Instrument ID: MANTECH 2									

Client Sample ID: WAN-GWC-16
Date Collected: 02/21/24 14:15
Date Received: 02/24/24 09:52

Lab Sample ID: 680-247150-4
Matrix: Water

Prep Type	Batch Type	Batch Method	Run	Dil Factor	Initial Amount	Final Amount	Batch Number	Prepared or Analyzed	Analyst	Lab
Total Recoverable	Prep	3005A			25 mL	125 mL	824667	02/27/24 04:59	RR	EET SAV
Total Recoverable	Analysis	6020B		1			824936	02/27/24 19:52	BWR	EET SAV
	Instrument ID: ICPMSD									
Total/NA	Analysis	2320B-2011		1			825242	02/28/24 17:37	PG	EET SAV
	Instrument ID: MANTECH 2									

Lab Chronicle

Client: Southern Company
Project/Site: Plant Wansley Landfill

Job ID: 680-246863-2

Client Sample ID: WAN-GWC-18
Date Collected: 02/21/24 10:32
Date Received: 02/24/24 09:52

Lab Sample ID: 680-247150-5
Matrix: Water

Prep Type	Batch Type	Batch Method	Run	Dil Factor	Initial Amount	Final Amount	Batch Number	Prepared or Analyzed	Analyst	Lab
Total Recoverable	Prep	3005A			25 mL	125 mL	824667	02/27/24 04:59	RR	EET SAV
Total Recoverable	Analysis	6020B		1			824936	02/27/24 19:55	BWR	EET SAV
	Instrument ID: ICPMSD									
Total/NA	Analysis	2320B-2011		1			825231	02/28/24 14:33	PG	EET SAV
	Instrument ID: MANTECH 2									

Client Sample ID: WAN-GWC-19
Date Collected: 02/21/24 11:35
Date Received: 02/24/24 09:52

Lab Sample ID: 680-247150-6
Matrix: Water

Prep Type	Batch Type	Batch Method	Run	Dil Factor	Initial Amount	Final Amount	Batch Number	Prepared or Analyzed	Analyst	Lab
Total Recoverable	Prep	3005A			25 mL	125 mL	824667	02/27/24 05:05	RR	EET SAV
Total Recoverable	Analysis	6020B		1			824936	02/27/24 19:58	BWR	EET SAV
	Instrument ID: ICPMSD									
Total/NA	Analysis	2320B-2011		1			825242	02/28/24 17:53	PG	EET SAV
	Instrument ID: MANTECH 2									

Client Sample ID: WAN-GWC-24
Date Collected: 02/22/24 11:15
Date Received: 02/24/24 09:52

Lab Sample ID: 680-247150-7
Matrix: Water

Prep Type	Batch Type	Batch Method	Run	Dil Factor	Initial Amount	Final Amount	Batch Number	Prepared or Analyzed	Analyst	Lab
Total Recoverable	Prep	3005A			25 mL	125 mL	824664	02/27/24 04:52	RR	EET SAV
Total Recoverable	Analysis	6020B		1			824936	02/27/24 17:55	BWR	EET SAV
	Instrument ID: ICPMSD									
Total/NA	Analysis	2320B-2011		1			825242	02/28/24 17:11	PG	EET SAV
	Instrument ID: MANTECH 2									

Client Sample ID: WAN-GWC-25
Date Collected: 02/21/24 14:35
Date Received: 02/24/24 09:52

Lab Sample ID: 680-247150-8
Matrix: Water

Prep Type	Batch Type	Batch Method	Run	Dil Factor	Initial Amount	Final Amount	Batch Number	Prepared or Analyzed	Analyst	Lab
Total Recoverable	Prep	3005A			25 mL	125 mL	824664	02/27/24 04:52	RR	EET SAV
Total Recoverable	Analysis	6020B		1			824936	02/27/24 16:44	BWR	EET SAV
	Instrument ID: ICPMSD									
Total/NA	Analysis	2320B-2011		1			825231	02/28/24 14:41	PG	EET SAV
	Instrument ID: MANTECH 2									

Lab Chronicle

Client: Southern Company
Project/Site: Plant Wansley Landfill

Job ID: 680-246863-2

Client Sample ID: WAN-GWC-30

Lab Sample ID: 680-247150-9
Date Collected: 02/21/24 15:50
Matrix: Water
Date Received: 02/24/24 09:52

Prep Type	Batch Type	Batch Method	Run	Dil Factor	Initial Amount	Final Amount	Batch Number	Prepared or Analyzed	Analyst	Lab
Total Recoverable	Prep	3005A			25 mL	125 mL	824664	02/27/24 04:52	RR	EET SAV
Total Recoverable	Analysis	6020B		1			824936	02/27/24 17:32	BWR	EET SAV
	Instrument ID: ICPMSD									
Total/NA	Analysis	2320B-2011		1			825242	02/28/24 17:28	PG	EET SAV
	Instrument ID: MANTECH 2									

Client Sample ID: WAN-GWC-31

Lab Sample ID: 680-247150-10
Date Collected: 02/21/24 16:20
Matrix: Water
Date Received: 02/24/24 09:52

Prep Type	Batch Type	Batch Method	Run	Dil Factor	Initial Amount	Final Amount	Batch Number	Prepared or Analyzed	Analyst	Lab
Total Recoverable	Prep	3005A			25 mL	125 mL	824664	02/27/24 04:52	RR	EET SAV
Total Recoverable	Analysis	6020B		1			824936	02/27/24 17:35	BWR	EET SAV
	Instrument ID: ICPMSD									
Total/NA	Analysis	2320B-2011		1			825242	02/28/24 17:45	PG	EET SAV
	Instrument ID: MANTECH 2									

Client Sample ID: WAN-GWC-34

Lab Sample ID: 680-247150-11
Date Collected: 02/22/24 10:13
Matrix: Water
Date Received: 02/24/24 09:52

Prep Type	Batch Type	Batch Method	Run	Dil Factor	Initial Amount	Final Amount	Batch Number	Prepared or Analyzed	Analyst	Lab
Total Recoverable	Prep	3005A			25 mL	125 mL	824664	02/27/24 04:52	RR	EET SAV
Total Recoverable	Analysis	6020B		1			824936	02/27/24 17:38	BWR	EET SAV
	Instrument ID: ICPMSD									
Total/NA	Analysis	2320B-2011		1			825242	02/28/24 18:08	PG	EET SAV
	Instrument ID: MANTECH 2									

Client Sample ID: WAN-GWC-35

Lab Sample ID: 680-247150-12
Date Collected: 02/22/24 10:55
Matrix: Water
Date Received: 02/24/24 09:52

Prep Type	Batch Type	Batch Method	Run	Dil Factor	Initial Amount	Final Amount	Batch Number	Prepared or Analyzed	Analyst	Lab
Total Recoverable	Prep	3005A			25 mL	125 mL	824664	02/27/24 04:52	RR	EET SAV
Total Recoverable	Analysis	6020B		1			824936	02/27/24 17:47	BWR	EET SAV
	Instrument ID: ICPMSD									
Total/NA	Analysis	2320B-2011		1			825242	02/28/24 18:00	PG	EET SAV
	Instrument ID: MANTECH 2									

Laboratory References:
EET SAV = Eurofins Savannah, 5102 LaRoche Avenue, Savannah, GA 31404, TEL (912)354-7858

Accreditation/Certification Summary

Client: Southern Company
Job ID: 680-246863-2
Project/Site: Plant Wansley Landfill

Laboratory: Eurofins Savannah

The accreditations/certifications listed below are applicable to this report.

Authority	Program	Identification Number	Expiration Date
Florida	NELAP	E87052	06-30-24
Georgia	State	E87052	06-30-24

Method Summary

Client: Southern Company
Project/Site: Plant Wansley Landfill

Job ID: 680-246863-2

Method	Method Description	Protocol	Laboratory
6020B	Metals (ICP/MS)	SW846	EET SAV
2320B-2011	Alkalinity, Total	SM	EET SAV
3005A	Preparation, Total Recoverable or Dissolved Metals	SW846	EET SAV

Protocol References:

SM = "Standard Methods For The Examination Of Water And Wastewater"

SW846 = "Test Methods For Evaluating Solid Waste, Physical/Chemical Methods", Third Edition, November 1986 And Its Updates.

Laboratory References:

EET SAV = Eurofins Savannah, 5102 LaRoche Avenue, Savannah, GA 31404, TEL (912)354-7858

Eurofins TestAmerica, Savannah
5102 LaRoc[illegible]enue
Savannah, GA 31404
Phone (912) 354-7858 Fax (912) 352-0165

Chain of Custody Record

eurofins | [illegible]nment Testing America

Client Information	Sampler: A Schnuther / D. Johnson ACC	Lab PM: Fuller, David	Carrier Tracking No(s):	COC No:
Client Contact: SCS Contacts	Phone: 770 594 5998	E-Mail: david.fuller@et.eurofinsus.com		Page: 1 of 1
Company: GA Power				Job #:
Address: 241 Ralph McGill Blvd SE	Due Date Requested:			
City: Atlanta	TAT Requested (days): Standard			
State, Zip: GA, 30308				
Phone: 404-506-7116(Tel)	Lab Project #: 68027763			
Email: SCS Contacts / ACC Contacts	PO #: GPC82130-0004			
Project Name: Plant Wansley Landfill	Project #:			
Site:	SSOW#:			

Analysis Requested

Preservation Codes:

A - HCL	M - Hexane
B - NaOH	N - None
C - Zn Acetate	O - AsNaO2
D - Nitric Acid	P - Na2O4S
E - NaHSO4	Q - Na2SO3
F - MeOH	R - Na2S2O3
G - Amchlor	S - H2SO4
H - Ascorbic Acid	T - TSP Dodecahydrate
I - Ice	U - Acetone
J - DI Water	V - MCAA
K - EDTA	W - pH 4-5
L - EDA	Z - other (specify)

Other:

Task_Code: WAN-CCR-ASSMT-2024S1

Special Instructions/Note: ALK + 3 Cations (Report Separately).

Sample Identification	Sample Date (mm/dd/yy)	Sample Time (hhmm)	Sample Type (C=Comp, G=grab)	Matrix (WG=ground water, WS=surface water, WQ=quality control)	Field Filtered Sample (Yes or No)	Perform MS/MSD (Yes or No)	Cations: Mg,Na,K	Total, Carbonate, Bicarbonate Alkalinity	Total Number of containers
			Preservation Code:				D	I	
WAN- GWA-1	02/13/24	1600	G	WG	N	N	✓	✓	1
WAN- GWA-2	02/14/24	1020	G	WG	N	N	✓	✓	1
WAN- GWA-4	02/14/24	1123	G	WG	N	N	✓	✓	1
WAN- GWA-28	02/14/24	1245	G	WG	N	N	✓	✓	1
WAN- GWA-29	02/14/24	1218	G	WG	N	N	✓	✓	1
WAN- GWC-6	02/14/24	1355	G	WG	N	N	✓	✓	1
WAN- GWC-11	02/14/24	1420	G	WG	N	N	✓	✓	1
WAN-			G	WG	N	N			
WAN-			G	WG	N	N			
WAN-			G	WG	N	N			
WAN-			G	WG	N	N			

680-246863 Chain of Custody

Possible Hazard Identification
☐ Non-Hazard ☐ Flammable ☐ Skin Irritant ☐ Poison B ☒ Unknown ☐ Radiological

Sample Disposal (A fee may be assessed if samples are retained longer than 1 month)
☐ Return To Client ☒ Disposal By Lab ☐ Archive For _____ Months

Deliverable Requested: I, II, III, IV, Other (specify)

Special Instructions/QC Requirements: Additional Cations: magnesium, sodium, potassium

Empty Kit Relinquished by:	Date:	Time:	Method of Shipment:

	Relinquished by:	Date/Time:	Company	Received by:	Date/Time:	Company
1	[signature]	02/14/24 1630	ACC	[signature]	02/14/24 1630	ACC
2	[signature]	02/15/24 0830	ACC	[signature]	2-15-24 8:37	
3	[signature]	2-15-24 8:37		[signature]	2/16/24 1003	

Custody Seals Intact: ☐ Yes ☐ No | Custody Seal No.:

Cooler Temperature(s) °C and Other Remarks: 2.0 / 1.8/1.8

Eurofins TestAmerica, Savannah
5102 LaRoche Avenue
Savannah, GA 31404
Phone (912) 354-7858 Fax (912) 352-0165

Chain of Custody Record

eurofins | Environment Testing America

Client Information	Sampler: A Schnitker / D Johnson (ACC)	Lab PM: Fuller, David	Carrier Tracking No(s):	COC No:
Client Contact: SCS Contacts	Phone: 770 594-5998	E-Mail: david.fuller@et.eurofinsus.com		Page: 1 of 1
Company: GA Power				Job #:
Address: 241 Ralph McGill Blvd SE	Due Date Requested:			
City: Atlanta	TAT Requested (days): Standard			
State, Zip: GA, 30308				
Phone: 404-506-7116(Tel)	Lab Project #: 68027763			
Email: SCS Contacts / ACC Contacts	PO #: GPC82130-0004			
Project Name: Plant Wansley Landfill	Project #:			
Site:	SSOW#:			

Analysis Requested

Preservation Codes:

A - HCL, B - NaOH, C - Zn Acetate, D - Nitric Acid, E - NaHSO4, F - MeOH, G - Amchlor, H - Ascorbic Acid, I - Ice, J - DI Water, K - EDTA, L - EDA, M - Hexane, N - None, O - AsNaO2, P - Na2O4S, Q - Na2SO3, R - Na2S2O3, S - H2SO4, T - TSP Dodecahydrate, U - Acetone, V - MCAA, W - pH 4-5, Z - other (specify)

Other:

Task_Code: WAN-CCR-ASSMT-2024S1

Special Instructions/Note: ALK + 3 Cations (Report Separately).

Sample Identification	Sample Date (mm/dd/yy)	Sample Time (hhmm)	Sample Type (C=Comp, G=grab)	Matrix (WG=ground water, WS=surface water, WQ=quality control)	Field Filtered Sample (Yes or No)	Perform MS/MSD (Yes or No)	Cations: Mg,Na,K	Total, Carbonate, Bicarbonate Alkalinity	Total Number of containers
			Preservation Code:				D	I	
WAN-GWC-5	02/14/24	1500	G	WG	N	N	✓	✓	1
WAN-GWC-22	02/14/24	1702	G	WG	N	N	✓	✓	1
WAN-			G	WG	N	N			
WAN-			G	WG	N	N			
WAN-			G	WG	N	N			
WAN-			G	WG	N	N			
WAN-			G	WG	N	N			
WAN-			G	WG	N	N			
WAN-			G	WG	N	N			
WAN-			G	WG	N	N			
WAN-			G	WG	N	N			

680-246877-02 Chain of Custody

Possible Hazard Identification
☐ Non-Hazard ☐ Flammable ☐ Skin Irritant ☐ Poison B ☒ Unknown ☐ Radiological

Sample Disposal (A fee may be assessed if samples are retained longer than 1 month)
☐ Return To Client ☒ Disposal By Lab ☐ Archive For _____ Months

Deliverable Requested: I, II, III, IV, Other (specify)

Special Instructions/QC Requirements: Additional Cations: magnesium, sodium, potassium

Empty Kit Relinquished by:	Date:	Time:	Method of Shipment:

Relinquished by:	Date/Time:	Company	Received by:	Date/Time:	Company
	02/16/24 1500		Michael Merkel	2-16-24 1500	
Michael Merkel	2/16/24 1500				
				2/17/24 0952	

Custody Seals Intact: ☐ Yes ☐ No	Custody Seal No.:	Cooler Temperature(s) °C and Other Remarks: 3.0/3.0

Eurofins TestAmerica, Savannah
5102 LaRoche Avenue
Savannah, GA 31404
Phone (912) 354-7858 Fax (912) 352-0165

Chain of Custody Record

eurofins | Environment Testing America

Client Information	Sampler: A. Schnittker ACC J. Bernsford	Lab PM: Fuller, David	Carrier Tracking No(s):	COC No:
Client Contact: SCS Contacts	Phone: 770-594-5998	E-Mail: david.fuller@et.eurofinsus.com		Page: 1 of 2
Company: GA Power				Job #:
Address: 241 Ralph McGill Blvd SE	Due Date Requested:			
City: Atlanta	TAT Requested (days): Standard			
State, Zip: GA, 30308				
Phone: 404-506-7116(Tel)	Lab Project #: 68027763			
Email: SCS Contacts / ACC Contacts	PO #: GPC82130-0004			
Project Name: Plant Wansley Landfill	Project #:			
Site:	SSOW#:			

Analysis Requested

244-ALKALINITY

Preservation Codes:

A - HCL	M - Hexane
B - NaOH	N - None
C - Zn Acetate	O - AsNaO2
D - Nitric Acid	P - Na2O4S
E - NaHSO4	Q - Na2SO3
F - MeOH	R - Na2S2O3
G - Amchlor	S - H2SO4
H - Ascorbic Acid	T - TSP Dodecahydrate
I - Ice	U - Acetone
J - DI Water	V - MCAA
K - EDTA	W - pH 4-5
L - EDA	Z - other (specify)

Other:

Task_Code: WAN-CCR-ASSMT-2024S1

Special Instructions/Note: ALK + 3 Cations (Report Separately).

Sample Identification	Sample Date (mm/dd/yy)	Sample Time (hhmm)	Sample Type (C=comp, G=grab)	Matrix (WG=ground water, WS=surface water, WQ=quality control)	Field Filtered Sample (Yes or No)	Perform MS/MSD (Yes or No)	Cations: Mg,Na,K	Total, Carbonate, Bicarbonate Alkalinity	Total Number of containers
			Preservation Code:				D	I	
WAN- GWC-9	02/19/24	1405	G	WG	N	N	✓	✓	1
WAN- GWC-10	02/20/24	1015	G	WG	N	N	✓	✓	1
WAN- GWC-12	02/20/24	1218	G	WG	N	N	✓	✓	1
WAN- GWC-13	02/19/24	1400	G	WG	N	N	✓	✓	1
WAN- GWC-14	02/19/24	1537	G	WG	N	N	✓	✓	1
WAN- GWC-17	02/20/24	1404	G	WG	N	N	✓	✓	1
WAN- GWC-20	02/20/24	1515	G	WG	N	N	✓	✓	1
WAN- GWC-21	02/19/24	1515	G	WG	N	N	✓	✓	1
WAN- GWC-23	02/19/24	1610	G	WG	N	N	✓	✓	1
WAN- GWC-26	02/20/24	1335	G	WG	N	N	✓	✓	1
WAN- GWC-27	02/20/24	1525	G	WG	N	N	✓	✓	1

680-247011 Chain of Custody

Possible Hazard Identification
☐ Non-Hazard ☐ Flammable ☐ Skin Irritant ☐ Poison B ☒ Unknown ☐ Radiological

Sample Disposal (A fee may be assessed if samples are retained longer than 1 month)
☐ Return To Client ☒ Disposal By Lab ☐ Archive For _____ Months

Deliverable Requested: I, II, III, IV, Other (specify)

Special Instructions/QC Requirements: Additional Cations: magnesium, sodium, potassium

Empty Kit Relinquished by:	Date:	Time:	Method of Shipment:		
Relinquished by: [signature]	Date/Time: 2/21/24 0851	Company: ACC	Received by: Michael Meskell	Date/Time: 2/21/24 0851	Company
Relinquished by: Michael Meskell	Date/Time: 2-21-24 0851	Company	Received by: [signature]	Date/Time:	Company
Relinquished by:	Date/Time:	Company	Received by: [signature]	Date/Time: 2/22/24 1019	Company

Custody Seals Intact: Δ Yes Δ No | Custody Seal No.: | Cooler Temperature(s) °C and Other Remarks:

Ver: 01/16/2019

Eurofins TestAmerica, Savannah
5102 LaRoch[illegible]nue
Savannah, GA 31404
Phone (912) 354-7858 Fax (912) 352-0165

Chain of Custody Record

eurofins | Environment Testing America

Client Information	Sampler: A Schnittler ACC	Lab PM: Fuller, David	Carrier Tracking No(s):	COC No:
Client Contact: SCS Contacts	Phone: 770 594 5998	E-Mail: david.fuller@et.eurofinsus.com		Page: 2 of 2
Company: GA Power				Job #:
Address: 241 Ralph McGill Blvd SE	Due Date Requested:			
City: Atlanta	TAT Requested (days): Standard			
State, Zip: GA, 30308				
Phone: 404-506-7116(Tel)	Lab Project #: 68027763			
Email: SCS Contacts / ACC Contacts	PO #: GPC82130-0004			
Project Name: Plant Wansley Landfill	Project #:			
Site:	SSOW#:			

Analysis Requested

244- ATLANTA

Preservation Codes:

A - HCL, B - NaOH, C - Zn Acetate, D - Nitric Acid, E - NaHSO4, F - MeOH, G - Amchlor, H - Ascorbic Acid, I - Ice, J - DI Water, K - EDTA, L - EDA, M - Hexane, N - None, O - AsNaO2, P - Na2O4S, Q - Na2SO3, R - Na2S2O3, S - H2SO4, T - TSP Dodecahydrate, U - Acetone, V - MCAA, W - pH 4-5, Z - other (specify)

Other:

Task_Code: WAN-CCR-ASSMT-2024S1

Special Instructions/Note: ALK + 3 Cations (Report Separately).

Sample Identification	Sample Date (mm/dd/yy)	Sample Time (hhmm)	Sample Type (C=comp, G=grab)	Matrix (WG=ground water, WS=surface water, WQ=quality control)	Field Filtered Sample (Yes or No)	Perform MS/MSD (Yes or No)	Cations: Mg,Na,K	Total, Carbonate, Bicarbonate Alkalinity	Total Number of containers	
			Preservation Code:		X	X	D	I	X	
WAN- GWC-32 BMcD 3/20/24	02/20/24	~~1335~~	G	WG	N	N	✓	✓	1	time 1600
WAN- GWC-33	02/20/24	~~1600~~	G	WG	N	N	✓	✓	1	time 1335 BMcD 3/20/24
WAN-			G	WG	N	N				
WAN-			G	WG	N	N				
WAN-			G	WG	N	N				
WAN-			G	WG	N	N				
WAN-			G	WG	N	N				
WAN-			G	WG	N	N				
WAN-			G	WG	N	N				
WAN-			G	WG	N	N				
WAN-			G	WG	N	N				

Possible Hazard Identification
☐ Non-Hazard ☐ Flammable ☐ Skin Irritant ☐ Poison B ☒ Unknown ☐ Radiological

Sample Disposal (A fee may be assessed if samples are retained longer than 1 month)
☐ Return To Client ☒ Disposal By Lab ☐ Archive For _____ Months

Deliverable Requested: I, II, III, IV, Other (specify)

Special Instructions/QC Requirements: Additional Cations: magnesium, sodium, potassium

Empty Kit Relinquished by:	Date:	Time:	Method of Shipment:

Relinquished by:	Date/Time:	Company	Received by:	Date/Time:	Company
[signature]	2/21/24 0851	ACC	Michael Meskel	2/21/24 0851	
Michael Meskel	2-21-24 0851		[signature]		
			[signature]	2/22/24 1019	

Custody Seals Intact: Δ Yes Δ No	Custody Seal No.:	Cooler Temperature(s) °C and Other Remarks:

Ver: 01/16/2019

Eurofins TestAmerica, Savannah
5102 LaRoche Avenue
Savannah, GA 31404
Phone (912) 354-7858 Fax (912) 352-0165

Chain of Custody Record

eurofins | Environment Testing America

Client Information	Sampler: A Schaffner / D Johnson ACC	Lab PM: Fuller, David	Carrier Tracking No(s):	COC No:
Client Contact: SCS Contacts	Phone: 770 594 5998	E-Mail: david.fuller@et.eurofinsus.com		Page: 1 of 2
Company: GA Power				Job #:
Address: 241 Ralph McGill Blvd SE	Due Date Requested:	Analysis Requested		Preservation Codes:
City: Atlanta	TAT Requested (days): Standard			A - HCL, B - NaOH, C - Zn Acetate, D - Nitric Acid, E - NaHSO4, F - MeOH, G - Amchlor, H - Ascorbic Acid, I - Ice, J - DI Water, K - EDTA, L - EDA, M - Hexane, N - None, O - AsNaO2, P - Na2O4S, Q - Na2SO3, R - Na2S2O3, S - H2SO4, T - TSP Dodecahydrate, U - Acetone, V - MCAA, W - pH 4-5, Z - other (specify)
State, Zip: GA, 30308				Other:
Phone: 404-506-7116(Tel)	Lab Project #: 68027763			
Email: SCS Contacts / ACC Contacts	PO #: GPC82130-0004			
Project Name: Plant Wansley Landfill	Project #:			
Site:	SSOW#:			Task_Code: WAN-CCR-ASSMT-2024S1

Sample Identification	Sample Date (mm/dd/yy)	Sample Time (hhmm)	Sample Type (C=comp, G=grab)	Matrix (WG=ground water, WS=surface water, WQ=quality control)	Field Filtered Sample (Yes or No)	Perform MS/MSD (Yes or No)	Cations: Mg,Na,K	Total, Carbonate, Bicarbonate Alkalinity	Total Number of containers	Special Instructions/Note: ALK + 3 Cations (Report Separately).
			Preservation Code:				D	I		
WAN- GWC-7	02/21/24	1310	G	WG	N	N	✓	✓	1	
WAN- GWC-8	02/21/24	1155	G	WG	N	N	✓	✓	1	
WAN- GWC-15	02/21/24	1540	G	WG	N	N	✓	✓	1	
WAN- GWC-16	02/21/24	1415	G	WG	N	N	✓	✓	1	
WAN- GWC-18	02/21/24	1032	G	WG	N	N	✓	✓	1	
WAN- GWC-19	02/21/24	1135	G	WG	N	N	✓	✓	1	
WAN- GWC-24	02/22/24	1115	G	WG	N	N	✓	✓	1	
WAN- GWC-25	02/21/24	1435	G	WG	N	N	✓	✓	1	
WAN- GWC-30	02/21/24	1550	G	WG	N	N	✓	✓	1	
WAN- GWC-31	02/21/24	1620	G	WG	N	N	✓	✓	1	
WAN- GWC-34	02/22/24	1013	G	WG	N	N	✓	✓	1	

680-247150 Chain of Custody

Possible Hazard Identification
☐ Non-Hazard ☐ Flammable ☐ Skin Irritant ☐ Poison B ☒ Unknown ☐ Radiological

Sample Disposal (A fee may be assessed if samples are retained longer than 1 month)
☐ Return To Client ☒ Disposal By Lab ☐ Archive For _____ Months

Deliverable Requested: I, II, III, IV, Other (specify)

Special Instructions/QC Requirements: Additional Cations: magnesium, sodium, potassium

Empty Kit Relinquished by:	Date:	Time:	Method of Shipment:

	Relinquished by:	Date/Time:	Company	Received by:	Date/Time:	Company
1		02/23/24 1000	ACC		02/23/24 1000	ACC
2		02/23/24 1050	ACC		2/23 1050	
3		2/23 1050			2/24/24 0952	

Custody Seals Intact: ☐ Yes ☐ No | Custody Seal No.:

Cooler Temperature(s) °C and Other Remarks: 3.2/3.2 0.9/0.91

Eurofins TestAmerica, Savannah
5102 LaRoche Avenue
Savannah, GA 31404
Phone (912) 354-7858 Fax (912) 352-0165

Chain of Custody Record

eurofins | Environment Testing America

Client Information	Sampler: A Schmither / D Johnson ACC	Lab PM: Fuller, David	Carrier Tracking No(s):	COC No:
Client Contact: SCS Contacts	Phone: 770 594 5998	E-Mail: david.fuller@et.eurofinsus.com		Page: 2 of 2
Company: GA Power				Job #:
Address: 241 Ralph McGill Blvd SE	Due Date Requested:	Analysis Requested		Preservation Codes:
City: Atlanta	TAT Requested (days): Standard			A - HCL, B - NaOH, C - Zn Acetate, D - Nitric Acid, E - NaHSO4, F - MeOH, G - Amchlor, H - Ascorbic Acid, I - Ice, J - DI Water, K - EDTA, L - EDA, M - Hexane, N - None, O - AsNaO2, P - Na2O4S, Q - Na2SO3, R - Na2S2O3, S - H2SO4, T - TSP Dodecahydrate, U - Acetone, V - MCAA, W - pH 4-5, Z - other (specify)
State, Zip: GA, 30308				
Phone: 404-506-7116(Tel)	Lab Project #: 68027763			Other:
Email: SCS Contacts / ACC Contacts	PO #: GPC82130-0004			
Project Name: Plant Wansley Landfill	Project #:			Task_Code: WAN-CCR-ASSMT-2024S1
Site:	SSOW#:			Special Instructions/Note: ALK + 3 Cations (Report Separately).

Sample Identification	Sample Date (mm/dd/yy)	Sample Time (hhmm)	Sample Type (C=comp, G=grab)	Matrix (WG=ground water, WS=surface water, WQ=quality control)	Field Filtered Sample (Yes or No)	Perform MS/MSD (Yes or No)	Cations: Mg,Na,K	Total, Carbonate, Bicarbonate Alkalinity	Total Number of containers
			Preservation Code:				D		
WAN- GWC-35	02/22/24	1055	G	WG	N	N	✓	✓	1
WAN-			G	WG	N	N			
WAN-			G	WG	N	N			
WAN-			G	WG	N	N			
WAN-			G	WG	N	N			
WAN-			G	WG	N	N			
WAN-			G	WG	N	N			
WAN-			G	WG	N	N			
WAN-			G	WG	N	N			
WAN-			G	WG	N	N			
WAN-			G	WG	N	N			

Possible Hazard Identification
☐ Non-Hazard ☐ Flammable ☐ Skin Irritant ☐ Poison B ☒ Unknown ☐ Radiological

Sample Disposal (A fee may be assessed if samples are retained longer than 1 month)
☐ Return To Client ☒ Disposal By Lab ☐ Archive For _____ Months

Deliverable Requested: I, II, III, IV, Other (specify)

Special Instructions/QC Requirements: Additional Cations: magnesium, sodium, potassium

Empty Kit Relinquished by:	Date:	Time:	Method of Shipment:

Relinquished by:	Date/Time:	Company	Received by:	Date/Time:	Company
	02/23/24 1000	ACC		02/23/24 1000	ACC
Relinquished by:	Date/Time:	Company	Received by:	Date/Time:	Company
	02/23/24 1050	ACC		2/23 1050	
Relinquished by:	Date/Time:	Company	Received by:	Date/Time:	Company
	2/23 1050			2/24/24 0952	

Custody Seals Intact: Δ Yes Δ No	Custody Seal No.:	Cooler Temperature(s) °C and Other Remarks:
		3-2/3-2 0.9/0.9

Login Sample Receipt Checklist

Client: Southern Company

Job Number: 680-246863-2

Login Number: 246863
List Number: 1
Creator: Johnson, Corey M

List Source: Eurofins Savannah

Question	Answer	Comment
Radioactivity wasn't checked or is </= background as measured by a survey meter.	N/A	
The cooler's custody seal, if present, is intact.	True	
Sample custody seals, if present, are intact.	True	
The cooler or samples do not appear to have been compromised or tampered with.	True	
Samples were received on ice.	True	
Cooler Temperature is acceptable.	True	
Cooler Temperature is recorded.	True	
COC is present.	True	
COC is filled out in ink and legible.	True	
COC is filled out with all pertinent information.	True	
Is the Field Sampler's name present on COC?	True	
There are no discrepancies between the containers received and the COC.	True	
Samples are received within Holding Time (excluding tests with immediate HTs)	True	
Sample containers have legible labels.	True	
Containers are not broken or leaking.	True	
Sample collection date/times are provided.	True	
Appropriate sample containers are used.	True	
Sample bottles are completely filled.	True	
Sample Preservation Verified.	N/A	
There is sufficient vol. for all requested analyses, incl. any requested MS/MSDs	True	
Containers requiring zero headspace have no headspace or bubble is <6mm (1/4").	N/A	
Multiphasic samples are not present.	True	
Samples do not require splitting or compositing.	True	
Residual Chlorine Checked.	N/A	

Login Sample Receipt Checklist

Client: Southern Company

Job Number: 680-246863-2

Login Number: 246877
List Number: 1
Creator: Johnson, Corey M

List Source: Eurofins Savannah

Question	Answer	Comment
Radioactivity wasn't checked or is </= background as measured by a survey meter.	N/A	
The cooler's custody seal, if present, is intact.	True	
Sample custody seals, if present, are intact.	True	
The cooler or samples do not appear to have been compromised or tampered with.	True	
Samples were received on ice.	True	
Cooler Temperature is acceptable.	True	
Cooler Temperature is recorded.	True	
COC is present.	True	
COC is filled out in ink and legible.	True	
COC is filled out with all pertinent information.	True	
Is the Field Sampler's name present on COC?	True	
There are no discrepancies between the containers received and the COC.	True	
Samples are received within Holding Time (excluding tests with immediate HTs)	True	
Sample containers have legible labels.	True	
Containers are not broken or leaking.	True	
Sample collection date/times are provided.	True	
Appropriate sample containers are used.	True	
Sample bottles are completely filled.	True	
Sample Preservation Verified.	N/A	
There is sufficient vol. for all requested analyses, incl. any requested MS/MSDs	True	
Containers requiring zero headspace have no headspace or bubble is <6mm (1/4").	N/A	
Multiphasic samples are not present.	True	
Samples do not require splitting or compositing.	True	
Residual Chlorine Checked.	N/A	

Login Sample Receipt Checklist

Client: Southern Company

Job Number: 680-246863-2

Login Number: 247011
List Number: 1
Creator: Johnson, Corey M

List Source: Eurofins Savannah

Question	Answer	Comment
Radioactivity wasn't checked or is </= background as measured by a survey meter.	N/A	
The cooler's custody seal, if present, is intact.	True	
Sample custody seals, if present, are intact.	True	
The cooler or samples do not appear to have been compromised or tampered with.	True	
Samples were received on ice.	True	
Cooler Temperature is acceptable.	True	
Cooler Temperature is recorded.	True	
COC is present.	True	
COC is filled out in ink and legible.	True	
COC is filled out with all pertinent information.	True	
Is the Field Sampler's name present on COC?	True	
There are no discrepancies between the containers received and the COC.	True	
Samples are received within Holding Time (excluding tests with immediate HTs)	True	
Sample containers have legible labels.	True	
Containers are not broken or leaking.	True	
Sample collection date/times are provided.	True	
Appropriate sample containers are used.	True	
Sample bottles are completely filled.	True	
Sample Preservation Verified.	N/A	
There is sufficient vol. for all requested analyses, incl. any requested MS/MSDs	True	
Containers requiring zero headspace have no headspace or bubble is <6mm (1/4").	N/A	
Multiphasic samples are not present.	True	
Samples do not require splitting or compositing.	True	
Residual Chlorine Checked.	N/A	

Login Sample Receipt Checklist

Client: Southern Company

Job Number: 680-246863-2

Login Number: 247150
List Number: 1
Creator: Johnson, Corey M

List Source: Eurofins Savannah

Question	Answer	Comment
Radioactivity wasn't checked or is </= background as measured by a survey meter.	N/A	
The cooler's custody seal, if present, is intact.	True	
Sample custody seals, if present, are intact.	True	
The cooler or samples do not appear to have been compromised or tampered with.	True	
Samples were received on ice.	True	
Cooler Temperature is acceptable.	True	
Cooler Temperature is recorded.	True	
COC is present.	True	
COC is filled out in ink and legible.	True	
COC is filled out with all pertinent information.	True	
Is the Field Sampler's name present on COC?	True	
There are no discrepancies between the containers received and the COC.	True	
Samples are received within Holding Time (excluding tests with immediate HTs)	True	
Sample containers have legible labels.	True	
Containers are not broken or leaking.	True	
Sample collection date/times are provided.	True	
Appropriate sample containers are used.	True	
Sample bottles are completely filled.	True	
Sample Preservation Verified.	N/A	
There is sufficient vol. for all requested analyses, incl. any requested MS/MSDs	True	
Containers requiring zero headspace have no headspace or bubble is <6mm (1/4").	N/A	
Multiphasic samples are not present.	True	
Samples do not require splitting or compositing.	True	
Residual Chlorine Checked.	N/A	

eurofins | Environment Testing

1 2 3 4 5 6 7 8 9 10 11 12

ANALYTICAL REPORT

PREPARED FOR

Attn: Robert (Trey) Singleton
Southern Company
3535 Colonnade Parkway
Bin S 530 EC
Birmingham, Alabama 35243

Generated 3/5/2024 2:18:05 PM Revision 1

JOB DESCRIPTION

Plant Wansley Landfill Surface Waters

JOB NUMBER

680-247074-2

Eurofins Savannah
5102 LaRoche Avenue
Savannah GA 31404

See page two for job notes and contact information.

myEOL

Job Notes

This report may not be reproduced except in full, and with written approval from the laboratory. The results relate only to the samples tested. For questions please contact the Project Manager at the e-mail address or telephone number listed on this page.

The test results in this report relate only to the samples as received by the laboratory and will meet all requirements of the methodology, with any exceptions noted. This report shall not be reproduced except in full, without the express written approval of the laboratory. All questions should be directed to the Eurofins Environment Testing Southeast, LLC Project Manager.

Authorization



Generated
3/5/2024 2:18:05 PM
Revision 1

Authorized for release by
David Fuller, Project Manager
David.Fuller@et.eurofinsus.com
(770)344-8986

Definitions/Glossary

Client: Southern Company
Job ID: 680-247074-2
Project/Site: Plant Wansley Landfill Surface Waters

Glossary

Abbreviation	These commonly used abbreviations may or may not be present in this report.
¤	Listed under the "D" column to designate that the result is reported on a dry weight basis
%R	Percent Recovery
CFL	Contains Free Liquid
CFU	Colony Forming Unit
CNF	Contains No Free Liquid
DER	Duplicate Error Ratio (normalized absolute difference)
Dil Fac	Dilution Factor
DL	Detection Limit (DoD/DOE)
DL, RA, RE, IN	Indicates a Dilution, Re-analysis, Re-extraction, or additional Initial metals/anion analysis of the sample
DLC	Decision Level Concentration (Radiochemistry)
EDL	Estimated Detection Limit (Dioxin)
LOD	Limit of Detection (DoD/DOE)
LOQ	Limit of Quantitation (DoD/DOE)
MCL	EPA recommended "Maximum Contaminant Level"
MDA	Minimum Detectable Activity (Radiochemistry)
MDC	Minimum Detectable Concentration (Radiochemistry)
MDL	Method Detection Limit
ML	Minimum Level (Dioxin)
MPN	Most Probable Number
MQL	Method Quantitation Limit
NC	Not Calculated
ND	Not Detected at the reporting limit (or MDL or EDL if shown)
NEG	Negative / Absent
POS	Positive / Present
PQL	Practical Quantitation Limit
PRES	Presumptive
QC	Quality Control
RER	Relative Error Ratio (Radiochemistry)
RL	Reporting Limit or Requested Limit (Radiochemistry)
RPD	Relative Percent Difference, a measure of the relative difference between two points
TEF	Toxicity Equivalent Factor (Dioxin)
TEQ	Toxicity Equivalent Quotient (Dioxin)
TNTC	Too Numerous To Count

Sample Summary

Client: Southern Company
Job ID: 680-247074-2
Project/Site: Plant Wansley Landfill Surface Waters

Lab Sample ID	Client Sample ID	Matrix	Collected	Received
680-247074-1	WAN-SWA-1	Water	02/21/24 12:41	02/23/24 09:31
680-247074-2	WAN-SWA-6	Water	02/21/24 11:08	02/23/24 09:31
680-247074-3	WAN-SWC-3	Water	02/21/24 11:49	02/23/24 09:31
680-247074-4	WAN-SWC-5	Water	02/21/24 10:40	02/23/24 09:31
680-247074-5	WAN-SWC-7	Water	02/21/24 13:32	02/23/24 09:31

Job ID: 680-247074-2 — Eurofins Savannah

Job Narrative
680-247074-2

Revision 1
The report being provided is a revision of the original report sent on 2/29/2024. The report (revision 1) is being revised in order to include the correct COC page in the report and to fix EDD issues for both matrix and Task Code.

Analytical test results meet all requirements of the associated regulatory program listed on the Accreditation/Certification Summary Page unless otherwise noted under the individual analysis. Data qualifiers are applied to indicate exceptions. Noncompliant quality control (QC) is further explained in narrative comments.

- Matrix QC may not be reported if insufficient sample or site-specific QC samples were not submitted. In these situations, to demonstrate precision and accuracy at a batch level, a LCS/LCSD may be performed, unless otherwise specified in the method.
- Surrogate and/or isotope dilution analyte recoveries (if applicable) which are outside of the QC window are confirmed unless attributed to a dilution or otherwise noted in the narrative.

Receipt
The samples were received on 2/23/2024 9:31 AM. Unless otherwise noted below, the samples arrived in good condition, and, where required, properly preserved and on ice. The temperature of the cooler at receipt time was 1.4°C.

Metals
No additional analytical or quality issues were noted, other than those described above or in the Definitions/ Glossary page.

General Chemistry
No additional analytical or quality issues were noted, other than those described above or in the Definitions/ Glossary page.

Client: Southern Company
Job ID: 680-247074-2
Project/Site: Plant Wansley Landfill Surface Waters

Client Sample ID: WAN-SWA-1
Lab Sample ID: 680-247074-1
Date Collected: 02/21/24 12:41
Matrix: Water
Date Received: 02/23/24 09:31

Method: SW846 6020B - Metals (ICP/MS) - Total Recoverable

Analyte	Result	Qualifier	RL	MDL	Unit	D	Prepared	Analyzed	Dil Fac
Magnesium	1.1		0.50	0.023	mg/L		02/26/24 10:08	02/28/24 01:31	1
Potassium	1.6		0.50	0.044	mg/L		02/26/24 10:08	02/28/24 01:31	1
Sodium	2.9		0.50	0.20	mg/L		02/26/24 10:08	02/28/24 01:31	1

General Chemistry

Analyte	Result	Qualifier	RL	MDL	Unit	D	Prepared	Analyzed	Dil Fac
Total Alkalinity as CaCO3 (SM 2320B-2011)	12		5.0	5.0	mg/L			02/28/24 12:48	1
Bicarbonate Alkalinity as CaCO3 (SM 2320B-2011)	12		5.0	5.0	mg/L			02/28/24 12:48	1
Carbonate Alkalinity as CaCO3 (SM 2320B-2011)	<5.0		5.0	5.0	mg/L			02/28/24 12:48	1

Client Sample ID: WAN-SWA-6
Lab Sample ID: 680-247074-2
Date Collected: 02/21/24 11:08
Matrix: Water
Date Received: 02/23/24 09:31

Method: SW846 6020B - Metals (ICP/MS) - Total Recoverable

Analyte	Result	Qualifier	RL	MDL	Unit	D	Prepared	Analyzed	Dil Fac
Magnesium	2.0		0.50	0.023	mg/L		02/26/24 10:08	02/28/24 01:28	1
Potassium	1.7		0.50	0.044	mg/L		02/26/24 10:08	02/28/24 01:28	1
Sodium	3.5		0.50	0.20	mg/L		02/26/24 10:08	02/28/24 01:28	1

General Chemistry

Analyte	Result	Qualifier	RL	MDL	Unit	D	Prepared	Analyzed	Dil Fac
Total Alkalinity as CaCO3 (SM 2320B-2011)	16		5.0	5.0	mg/L			02/28/24 12:41	1
Bicarbonate Alkalinity as CaCO3 (SM 2320B-2011)	16		5.0	5.0	mg/L			02/28/24 12:41	1
Carbonate Alkalinity as CaCO3 (SM 2320B-2011)	<5.0		5.0	5.0	mg/L			02/28/24 12:41	1

Client Sample ID: WAN-SWC-3
Lab Sample ID: 680-247074-3
Date Collected: 02/21/24 11:49
Matrix: Water
Date Received: 02/23/24 09:31

Method: SW846 6020B - Metals (ICP/MS) - Total Recoverable

Analyte	Result	Qualifier	RL	MDL	Unit	D	Prepared	Analyzed	Dil Fac
Magnesium	20		0.50	0.023	mg/L		02/26/24 10:08	02/28/24 01:20	1
Potassium	2.2		0.50	0.044	mg/L		02/26/24 10:08	02/28/24 01:20	1
Sodium	4.0		0.50	0.20	mg/L		02/26/24 10:08	02/28/24 01:20	1

General Chemistry

Analyte	Result	Qualifier	RL	MDL	Unit	D	Prepared	Analyzed	Dil Fac
Total Alkalinity as CaCO3 (SM 2320B-2011)	92		5.0	5.0	mg/L			02/28/24 12:16	1
Bicarbonate Alkalinity as CaCO3 (SM 2320B-2011)	92		5.0	5.0	mg/L			02/28/24 12:16	1
Carbonate Alkalinity as CaCO3 (SM 2320B-2011)	<5.0		5.0	5.0	mg/L			02/28/24 12:16	1

Client: Southern Company
Job ID: 680-247074-2
Project/Site: Plant Wansley Landfill Surface Waters

Client Sample ID: WAN-SWC-5
Lab Sample ID: 680-247074-4
Date Collected: 02/21/24 10:40
Matrix: Water
Date Received: 02/23/24 09:31

Method: SW846 6020B - Metals (ICP/MS) - Total Recoverable

Analyte	Result	Qualifier	RL	MDL	Unit	D	Prepared	Analyzed	Dil Fac
Magnesium	**7.4**		0.50	0.023	mg/L		02/26/24 10:08	02/28/24 01:25	1
Potassium	**1.9**		0.50	0.044	mg/L		02/26/24 10:08	02/28/24 01:25	1
Sodium	**8.3**		0.50	0.20	mg/L		02/26/24 10:08	02/28/24 01:25	1

General Chemistry

Analyte	Result	Qualifier	RL	MDL	Unit	D	Prepared	Analyzed	Dil Fac
Total Alkalinity as CaCO3 (SM 2320B-2011)	**57**		5.0	5.0	mg/L			02/28/24 13:27	1
Bicarbonate Alkalinity as CaCO3 (SM 2320B-2011)	**57**		5.0	5.0	mg/L			02/28/24 13:27	1
Carbonate Alkalinity as CaCO3 (SM 2320B-2011)	<5.0		5.0	5.0	mg/L			02/28/24 13:27	1

Client Sample ID: WAN-SWC-7
Lab Sample ID: 680-247074-5
Date Collected: 02/21/24 13:32
Matrix: Water
Date Received: 02/23/24 09:31

Method: SW846 6020B - Metals (ICP/MS) - Total Recoverable

Analyte	Result	Qualifier	RL	MDL	Unit	D	Prepared	Analyzed	Dil Fac
Magnesium	**2.9**		0.50	0.023	mg/L		02/26/24 10:08	02/28/24 01:23	1
Potassium	**1.9**		0.50	0.044	mg/L		02/26/24 10:08	02/28/24 01:23	1
Sodium	**4.1**		0.50	0.20	mg/L		02/26/24 10:08	02/28/24 01:23	1

General Chemistry

Analyte	Result	Qualifier	RL	MDL	Unit	D	Prepared	Analyzed	Dil Fac
Total Alkalinity as CaCO3 (SM 2320B-2011)	**23**		5.0	5.0	mg/L			02/28/24 12:56	1
Bicarbonate Alkalinity as CaCO3 (SM 2320B-2011)	**23**		5.0	5.0	mg/L			02/28/24 12:56	1
Carbonate Alkalinity as CaCO3 (SM 2320B-2011)	<5.0		5.0	5.0	mg/L			02/28/24 12:56	1

Method: 6020B - Metals (ICP/MS)

Lab Sample ID: MB 680-824499/1-A
Matrix: Water
Analysis Batch: 824936

Client Sample ID: Method Blank
Prep Type: Total Recoverable
Prep Batch: 824499

Analyte	MB Result	MB Qualifier	RL	MDL	Unit	D	Prepared	Analyzed	Dil Fac
Magnesium	<0.023		0.50	0.023	mg/L		02/26/24 10:08	02/28/24 01:05	1
Potassium	<0.044		0.50	0.044	mg/L		02/26/24 10:08	02/28/24 01:05	1
Sodium	<0.20		0.50	0.20	mg/L		02/26/24 10:08	02/28/24 01:05	1

Lab Sample ID: LCS 680-824499/2-A
Matrix: Water
Analysis Batch: 824936

Client Sample ID: Lab Control Sample
Prep Type: Total Recoverable
Prep Batch: 824499

Analyte	Spike Added	LCS Result	LCS Qualifier	Unit	D	%Rec	%Rec Limits
Magnesium	5.00	5.13		mg/L		103	80 - 120
Potassium	7.00	7.52		mg/L		107	80 - 120
Sodium	5.03	5.09		mg/L		101	80 - 120

Lab Sample ID: 680-247077-B-1-E MS
Matrix: Water
Analysis Batch: 824936

Client Sample ID: Matrix Spike
Prep Type: Total Recoverable
Prep Batch: 824499

Analyte	Sample Result	Sample Qualifier	Spike Added	MS Result	MS Qualifier	Unit	D	%Rec	%Rec Limits
Magnesium	3.2		5.00	8.37		mg/L		104	75 - 125
Potassium	2.2		7.00	9.84		mg/L		109	75 - 125
Sodium	9.6		5.03	14.7		mg/L		102	75 - 125

Lab Sample ID: 680-247077-B-1-F MSD
Matrix: Water
Analysis Batch: 824936

Client Sample ID: Matrix Spike Duplicate
Prep Type: Total Recoverable
Prep Batch: 824499

Analyte	Sample Result	Sample Qualifier	Spike Added	MSD Result	MSD Qualifier	Unit	D	%Rec	%Rec Limits	RPD	RPD Limit
Magnesium	3.2		5.00	8.39		mg/L		104	75 - 125	0	20
Potassium	2.2		7.00	9.81		mg/L		108	75 - 125	0	20
Sodium	9.6		5.03	14.7		mg/L		100	75 - 125	1	20

Method: 2320B-2011 - Alkalinity, Total

Lab Sample ID: MB 680-825231/4
Matrix: Water
Analysis Batch: 825231

Client Sample ID: Method Blank
Prep Type: Total/NA

Analyte	MB Result	MB Qualifier	RL	MDL	Unit	D	Prepared	Analyzed	Dil Fac
Total Alkalinity as CaCO3	<5.0		5.0	5.0	mg/L			02/28/24 10:38	1
Bicarbonate Alkalinity as CaCO3	<5.0		5.0	5.0	mg/L			02/28/24 10:38	1
Carbonate Alkalinity as CaCO3	<5.0		5.0	5.0	mg/L			02/28/24 10:38	1

Lab Sample ID: LCS 680-825231/6
Matrix: Water
Analysis Batch: 825231

Client Sample ID: Lab Control Sample
Prep Type: Total/NA

Analyte	Spike Added	LCS Result	LCS Qualifier	Unit	D	%Rec	%Rec Limits
Total Alkalinity as CaCO3	250	249		mg/L		99	90 - 112

Method: 2320B-2011 - Alkalinity, Total (Continued)

Lab Sample ID: LCSD 680-825231/31
Matrix: Water
Analysis Batch: 825231

Client Sample ID: Lab Control Sample Dup
Prep Type: Total/NA

Analyte			Spike Added	LCSD Result	LCSD Qualifier	Unit	D	%Rec	%Rec Limits	RPD	RPD Limit
Total Alkalinity as CaCO3			250	252		mg/L		101	90 - 112	1	30

Lab Sample ID: 680-247074-4 DU
Matrix: Water
Analysis Batch: 825231

Client Sample ID: WAN-SWC-5
Prep Type: Total/NA

Analyte	Sample Result	Sample Qualifier		DU Result	DU Qualifier	Unit	D			RPD	RPD Limit
Total Alkalinity as CaCO3	57			51.4		mg/L				10	30
Bicarbonate Alkalinity as CaCO3	57			51.4		mg/L				10	30
Carbonate Alkalinity as CaCO3	<5.0			<5.0		mg/L				NC	30

QC Association Summary

Client: Southern Company
Project/Site: Plant Wansley Landfill Surface Waters

Job ID: 680-247074-2

Metals

Prep Batch: 824499

Lab Sample ID	Client Sample ID	Prep Type	Matrix	Method	Prep Batch
680-247074-1	WAN-SWA-1	Total Recoverable	Water	3005A	
680-247074-2	WAN-SWA-6	Total Recoverable	Water	3005A	
680-247074-3	WAN-SWC-3	Total Recoverable	Water	3005A	
680-247074-4	WAN-SWC-5	Total Recoverable	Water	3005A	
680-247074-5	WAN-SWC-7	Total Recoverable	Water	3005A	
MB 680-824499/1-A	Method Blank	Total Recoverable	Water	3005A	
LCS 680-824499/2-A	Lab Control Sample	Total Recoverable	Water	3005A	
680-247077-B-1-E MS	Matrix Spike	Total Recoverable	Water	3005A	
680-247077-B-1-F MSD	Matrix Spike Duplicate	Total Recoverable	Water	3005A	

Analysis Batch: 824936

Lab Sample ID	Client Sample ID	Prep Type	Matrix	Method	Prep Batch
680-247074-1	WAN-SWA-1	Total Recoverable	Water	6020B	824499
680-247074-2	WAN-SWA-6	Total Recoverable	Water	6020B	824499
680-247074-3	WAN-SWC-3	Total Recoverable	Water	6020B	824499
680-247074-4	WAN-SWC-5	Total Recoverable	Water	6020B	824499
680-247074-5	WAN-SWC-7	Total Recoverable	Water	6020B	824499
MB 680-824499/1-A	Method Blank	Total Recoverable	Water	6020B	824499
LCS 680-824499/2-A	Lab Control Sample	Total Recoverable	Water	6020B	824499
680-247077-B-1-E MS	Matrix Spike	Total Recoverable	Water	6020B	824499
680-247077-B-1-F MSD	Matrix Spike Duplicate	Total Recoverable	Water	6020B	824499

General Chemistry

Analysis Batch: 825231

Lab Sample ID	Client Sample ID	Prep Type	Matrix	Method	Prep Batch
680-247074-1	WAN-SWA-1	Total/NA	Water	2320B-2011	
680-247074-2	WAN-SWA-6	Total/NA	Water	2320B-2011	
680-247074-3	WAN-SWC-3	Total/NA	Water	2320B-2011	
680-247074-4	WAN-SWC-5	Total/NA	Water	2320B-2011	
680-247074-5	WAN-SWC-7	Total/NA	Water	2320B-2011	
MB 680-825231/4	Method Blank	Total/NA	Water	2320B-2011	
LCS 680-825231/6	Lab Control Sample	Total/NA	Water	2320B-2011	
LCSD 680-825231/31	Lab Control Sample Dup	Total/NA	Water	2320B-2011	
680-247074-4 DU	WAN-SWC-5	Total/NA	Water	2320B-2011	

Lab Chronicle

Client: Southern Company
Job ID: 680-247074-2
Project/Site: Plant Wansley Landfill Surface Waters

Client Sample ID: WAN-SWA-1
Lab Sample ID: 680-247074-1
Date Collected: 02/21/24 12:41
Matrix: Water
Date Received: 02/23/24 09:31

Prep Type	Batch Type	Batch Method	Run	Dil Factor	Initial Amount	Final Amount	Batch Number	Prepared or Analyzed	Analyst	Lab
Total Recoverable	Prep	3005A			25 mL	125 mL	824499	02/26/24 10:08	RR	EET SAV
Total Recoverable	Analysis	6020B		1			824936	02/28/24 01:31	BWR	EET SAV
	Instrument ID: ICPMSD									
Total/NA	Analysis	2320B-2011		1			825231	02/28/24 12:48	PG	EET SAV
	Instrument ID: MANTECH 2									

Client Sample ID: WAN-SWA-6
Lab Sample ID: 680-247074-2
Date Collected: 02/21/24 11:08
Matrix: Water
Date Received: 02/23/24 09:31

Prep Type	Batch Type	Batch Method	Run	Dil Factor	Initial Amount	Final Amount	Batch Number	Prepared or Analyzed	Analyst	Lab
Total Recoverable	Prep	3005A			25 mL	125 mL	824499	02/26/24 10:08	RR	EET SAV
Total Recoverable	Analysis	6020B		1			824936	02/28/24 01:28	BWR	EET SAV
	Instrument ID: ICPMSD									
Total/NA	Analysis	2320B-2011		1			825231	02/28/24 12:41	PG	EET SAV
	Instrument ID: MANTECH 2									

Client Sample ID: WAN-SWC-3
Lab Sample ID: 680-247074-3
Date Collected: 02/21/24 11:49
Matrix: Water
Date Received: 02/23/24 09:31

Prep Type	Batch Type	Batch Method	Run	Dil Factor	Initial Amount	Final Amount	Batch Number	Prepared or Analyzed	Analyst	Lab
Total Recoverable	Prep	3005A			25 mL	125 mL	824499	02/26/24 10:08	RR	EET SAV
Total Recoverable	Analysis	6020B		1			824936	02/28/24 01:20	BWR	EET SAV
	Instrument ID: ICPMSD									
Total/NA	Analysis	2320B-2011		1			825231	02/28/24 12:16	PG	EET SAV
	Instrument ID: MANTECH 2									

Client Sample ID: WAN-SWC-5
Lab Sample ID: 680-247074-4
Date Collected: 02/21/24 10:40
Matrix: Water
Date Received: 02/23/24 09:31

Prep Type	Batch Type	Batch Method	Run	Dil Factor	Initial Amount	Final Amount	Batch Number	Prepared or Analyzed	Analyst	Lab
Total Recoverable	Prep	3005A			25 mL	125 mL	824499	02/26/24 10:08	RR	EET SAV
Total Recoverable	Analysis	6020B		1			824936	02/28/24 01:25	BWR	EET SAV
	Instrument ID: ICPMSD									
Total/NA	Analysis	2320B-2011		1			825231	02/28/24 13:27	PG	EET SAV
	Instrument ID: MANTECH 2									

Lab Chronicle

Client: Southern Company
Job ID: 680-247074-2
Project/Site: Plant Wansley Landfill Surface Waters

Client Sample ID: WAN-SWC-7
Date Collected: 02/21/24 13:32
Date Received: 02/23/24 09:31

Lab Sample ID: 680-247074-5
Matrix: Water

Prep Type	Batch Type	Batch Method	Run	Dil Factor	Initial Amount	Final Amount	Batch Number	Prepared or Analyzed	Analyst	Lab
Total Recoverable	Prep	3005A			25 mL	125 mL	824499	02/26/24 10:08	RR	EET SAV
Total Recoverable	Analysis	6020B		1			824936	02/28/24 01:23	BWR	EET SAV
	Instrument ID: ICPMSD									
Total/NA	Analysis	2320B-2011		1			825231	02/28/24 12:56	PG	EET SAV
	Instrument ID: MANTECH 2									

Laboratory References:
EET SAV = Eurofins Savannah, 5102 LaRoche Avenue, Savannah, GA 31404, TEL (912)354-7858

Accreditation/Certification Summary

Client: Southern Company
Job ID: 680-247074-2
Project/Site: Plant Wansley Landfill Surface Waters

Laboratory: Eurofins Savannah

The accreditations/certifications listed below are applicable to this report.

Authority	Program	Identification Number	Expiration Date
Florida	NELAP	E87052	06-30-24
Georgia	State	E87052	06-30-24

Method Summary

Client: Southern Company
Job ID: 680-247074-2
Project/Site: Plant Wansley Landfill Surface Waters

Method	Method Description	Protocol	Laboratory
6020B	Metals (ICP/MS)	SW846	EET SAV
2320B-2011	Alkalinity, Total	SM	EET SAV
3005A	Preparation, Total Recoverable or Dissolved Metals	SW846	EET SAV

Protocol References:

SM = "Standard Methods For The Examination Of Water And Wastewater"

SW846 = "Test Methods For Evaluating Solid Waste, Physical/Chemical Methods", Third Edition, November 1986 And Its Updates.

Laboratory References:

EET SAV = Eurofins Savannah, 5102 LaRoche Avenue, Savannah, GA 31404, TEL (912)354-7858

Eurofins TestAmerica, Savannah
5102 LaRoche Avenue
Savannah, GA 31404
Phone (912) 354-7858 Fax (912) 352-0165

Chain of Custody Record

eurofins | Environment Testing America

Client Information	Sampler: B. Maxwell ACC	Lab PM: Fuller, David	Carrier Tracking No(s):	COC No:
Client Contact: SCS Contacts	Phone: 770-994-5998	E-Mail: david.fuller@et.eurofinsus.com		Page: 1 of 1
Company: GA Power				Job #:
Address: 241 Ralph McGill Blvd SE	Due Date Requested:	Analysis Requested		Preservation Codes:
City: Atlanta	TAT Requested (days): Standard			A - HCL, B - NaOH, C - Zn Acetate, D - Nitric Acid, E - NaHSO4, F - MeOH, G - Amchlor, H - Ascorbic Acid, I - Ice, J - DI Water, K - EDTA, L - EDA, M - Hexane, N - None, O - AsNaO2, P - Na2O4S, Q - Na2SO3, R - Na2S2O3, S - H2SO4, T - TSP Dodecahydrate, U - Acetone, V - MCAA, W - pH 4-5, Z - other (specify)
State, Zip: GA, 30308				Other:
Phone: 404-506-7116(Tel)	Lab Project #: 68027763			
Email: SCS Contacts / ACC Contacts	PO #: GPC82130-0004			
Project Name: Plant Wansley Landfill - Surface Waters	Project #:			Task_Code: WAN-CSURF-ASSMT-2024S1
Site:	SSOW#:			Special Instructions/Note: ALK + 3 Cations (Report Separately).

Sample Identification	Sample Date (mm/dd/yy)	Sample Time (hhmm)	Sample Type (C=comp, G=grab)	Matrix (WG=ground water, WS=surface water, WQ=quality control)	Field Filtered Sample (Yes or No)	Perform MS/MSD (Yes or No)	Cations: Mg,Na,K	Total, Carbonate, Bicarbonate Alkalinity	Total Number of containers
			Preservation Code:				D	I	
WAN- SWA-1	02/21/24	1241	G	WS	N	N	✓	✓	1
WAN- SWA-6	02/21/24	1108	G	WS	N	N	✓	✓	1
WAN- SWC-3	02/21/24	1149	G	WS	N	N	✓	✓	1
WAN- SWC-5	02/21/24	1040	G	WS	N	N	✓	✓	1
WAN- SWC-7	02/21/24	1332	G	WS	N	N	✓	✓	1
WAN-			G	WS	N	N			
WAN-			G	WS	N	N			
WAN-			G	WS	N	N			
WAN-			G	WS	N	N			
WAN-			G	WS	N	N			
WAN-			G	WS	N	N			

ATLANTA

680-247074 Chain of Custody

Possible Hazard Identification
☐ Non-Hazard ☐ Flammable ☐ Skin Irritant ☐ Poison B ☒ Unknown ☐ Radiological

Sample Disposal (A fee may be assessed if samples are retained longer than 1 month)
☐ Return To Client ☑ Disposal By Lab ☐ Archive For _____ Months

Deliverable Requested: I, II, III, IV, Other (specify)

Special Instructions/QC Requirements: Additional Cations: magnesium, sodium, potassium

Empty Kit Relinquished by:	Date:	Time:	Method of Shipment:

	Relinquished by:	Date/Time:	Company	Received by:	Date/Time:	Company
1	[signature]	02/22/24 0950	ACC	[signature]	2-22-24 0950	
2	[signature]	02/22/24 0950				
3				[signature]	2/23/24 0931	

Custody Seals Intact: ☐ Yes ☐ No | Custody Seal No.: | Cooler Temperature(s) °C and Other Remarks: 1.4/1.4

Login Sample Receipt Checklist

Client: Southern Company

Job Number: 680-247074-2

Login Number: 247074
List Number: 1
Creator: Johnson, Corey M

List Source: Eurofins Savannah

Question	Answer	Comment
Radioactivity wasn't checked or is </= background as measured by a survey meter.	N/A	
The cooler's custody seal, if present, is intact.	True	
Sample custody seals, if present, are intact.	True	
The cooler or samples do not appear to have been compromised or tampered with.	True	
Samples were received on ice.	True	
Cooler Temperature is acceptable.	True	
Cooler Temperature is recorded.	True	
COC is present.	True	
COC is filled out in ink and legible.	True	
COC is filled out with all pertinent information.	True	
Is the Field Sampler's name present on COC?	True	
There are no discrepancies between the containers received and the COC.	True	
Samples are received within Holding Time (excluding tests with immediate HTs)	True	
Sample containers have legible labels.	True	
Containers are not broken or leaking.	True	
Sample collection date/times are provided.	True	
Appropriate sample containers are used.	True	
Sample bottles are completely filled.	True	
Sample Preservation Verified.	N/A	
There is sufficient vol. for all requested analyses, incl. any requested MS/MSDs	True	
Containers requiring zero headspace have no headspace or bubble is <6mm (1/4").	N/A	
Multiphasic samples are not present.	True	
Samples do not require splitting or compositing.	True	
Residual Chlorine Checked.	N/A	

APPENDIX A

Laboratory Data Validations
February 2024 Monitoring Event

LEVEL 2A LABORATORY DATA VALIDATIONS

Plant Wansley Landfill

Semiannual Event

February 2024

Georgia Power Company – Plant Wansley Landfill

Quality Control Review of Analytical Data – February 2024

This narrative presents results of the Quality Control (QC) data review performed on analytical data submitted by Eurofins Environment Testing America, Savannah and Orlando for groundwater and surface water samples collected at Plant Wansley Landfill (LF) between February 13, 2024 and February 22, 2024. The chemical data were reviewed to identify quality issues which could affect the use of the data for decision-making purposes.

Information regarding the primary sample locations, analytical parameters, QC samples, sampling dates, and laboratory sample delivery group (SDG) designations is summarized in Table 1 of this Appendix. SDG 680-246863-1 was revised to correct an error on the original chain of custody.

In accordance with groundwater monitoring and corrective action procedures discussed in the Georgia Environmental Protection Division Rules for Solid Waste Management 391-3-4.-14 and Title 40 Code of Federal Regulations (CFR), Subpart D – Standards for the Disposal of Coal Combustion Residuals in Landfills and Surface Impoundments, the samples were analyzed for detection monitoring constituents listed in 40 CFR, Part 257, Appendix III, assessment monitoring constituents listed in 40 CFR, Part 257, Appendix IV, and permit-required metals listed in 40 CFR, Part 258, Appendix I. Test methods included Inductively Coupled Plasma – Mass Spectrometry (US EPA Method 6020B), Mercury in Liquid Wastes (US EPA Method 7470A), Determination of Inorganic Anions (US EPA Method 300.0), and Solids in Water (Standard Methods 2540C).

Data were reviewed in accordance with the US EPA Region 4 Data Validation Standard Operating Procedures for Contract Laboratory Program Inorganic Data by Inductively Coupled Plasma – Atomic Emission Spectroscopy and Inductively Coupled Plasma – Mass Spectroscopy (September 2011, Rev. 2.0)[1] and the National Functional Guidelines for Inorganic Superfund Methods Data Review (January 2017)[2]. The review included an assessment of the results for completeness, precision (laboratory duplicate recoveries and matrix spike/matrix spike duplicate recoveries), accuracy (laboratory control samples and matrix spike samples), and blank contamination (field, equipment, and laboratory blanks). Sample receipt conditions, holding times, and chains of custody were reviewed. If there was a discrepancy between the QC criteria in the guidelines and the QC criterion established in the analytical methodology, method-specific criteria or professional judgment were used.

DATA QUALITY OBJECTIVES

Laboratory Precision: Laboratory goals for precision were met.

Field Precision: Field goals for precision were met.

Accuracy: Laboratory goals for accuracy were met, except for sulfate on WAN-GWA-29 (680-246863-5), sulfate from laboratory batches 825136 and 825238, and chloride, fluoride, sulfate from laboratory batch 825241 as described in the qualifications section below.

Detection Limits: Project goals for detection limits were met. Certain samples were diluted due to the concentration of target or non-target analyte interferences. Dilutions do not require qualifications based on US EPA guidelines. Reporting limits (RLs) of non-detect compounds are elevated proportional to the dilution when undiluted sample results were not provided by the laboratory. The data usability of diluted results was evaluated by the data user in the context of site-wide characterization.

Completeness: There were no rejected analytical results for this event, resulting in a completion of 100%.

Holding Times: Holding time requirements were met.

QUALIFICATIONS

In general, chemical results for the samples collected at the site were qualified on the basis of low precision or low accuracy or on the basis of professional judgment. The following definitions provide brief explanations of the qualifiers which may have been assigned to data by the laboratory during the validation process:

J: The analyte was positively identified above the method detection limit; however, the associated numerical value is the estimated concentration of the analyte in the sample.

ND: The analyte was not detected above the method detection limit.

The data generated as part of this sampling event met the QC criteria established in the respective analytical methods and data validation guidelines except as specified below. The applied qualifications may not have been required for all samples collected at the site. A summary of sample qualifications can be found in Table 2 of this Appendix.

- Sample WAN-GWA-29 (680-246863-5) was qualified as estimated (J) for sulfate as the matrix spike (MS) recovery was outside QC criteria (72% below the range of 80-120).

- Sample WAN-GWC-5 (680-246877-1) was qualified as estimated (J) for sulfate as the laboratory control sample (LCS) and laboratory control sample duplicate (LCSD) recoveries in batch 825136 were outside QC criteria (89% and 88%, respectively, below the range of 90-110).

- Samples WAN-GWA-2 (680-246863-2), WAN-GWA-4 (680-246863-3), and WAN-GWA-28 (680-246863-4) were qualified as estimated (J) for sulfate as the LCS and LCSD recoveries in batch 825238 were outside QC criteria (84% and 86%, respectively, below the range of 90-110).

- Samples WAN-GWA-29 (680-246863-5), WAN-GWC-6 (680-246863-6), and WAN-GWC-11 (680-246863-7) were qualified as estimated (J) for chloride, fluoride, and sulfate as the LCS and LCSD recoveries in batch 825241 were outside QC criteria (83% and 83% for chloride, 86% and 81% for fluoride, 77% and 77% for sulfate, below the range of 90-110).

- Samples WAN-LF-FD-04 (680-246863-8) and WAN-GWC-22 (680-246877-2) were qualified as estimated (J) for chloride and sulfate as the LCS and LCSD recoveries in batch 825241 were outside QC criteria (83% and 83% for chloride, 77% and 77% for sulfate, below the range of 90-110).

- Certain barium, chromium, nickel, and selenium results were qualified as non-detect (ND) due to the analyte(s) being detected at a similar concentration in an associated blank sample. As shown in Table 2, when the original sample result was below the RL, the new method detection limit (MDL) was raised to the sample result as part of the qualification process. When the original sample result was an order of magnitude above the RL, the sample result was qualified as estimated (J) as part of the qualification process.

Atlantic Coast Consulting, Inc. reviewed the laboratory data from the Plant Wansley LF sampled between February 13, 2024 and February 22, 2024 in accordance with the analytical methods, the laboratory-specified QC criteria, and the guidelines. As described above, the results were acceptable for project use.

REFERENCES

[1]US EPA, September 2011, Region 4, Science and Ecosystem Support Division, Quality Assurance Section, MTSB, Data Validation Standard Operating Procedures for Contract Laboratory Program Inorganic Data by Inductively Coupled Plasma – Atomic Emission Spectroscopy and Inductively Coupled Plasma – Mass Spectroscopy, Revision 2.0

[2]US EPA, January 2017, National Office of Superfund Remediation and Technology Innovation, National Functional Guidelines for Inorganic Superfund Methods Data Review, Revision 0.0

TABLE 1

Sample Summary Table – February 2024

Georgia Power Company – Plant Wansley Landfill

						Analyses		
SDG	Field Identification	Collection Date	Lab Identification	Matrix	QC Samples	Metals (6020, 7470A)	Anions (300.0)	TDS (SM 2540C)
246863-1	WAN-GWA-1	02/13/24	680-246863-1	WG		X	X	X
246863-1	WAN-GWA-2	02/14/24	680-246863-2	WG		X	X	X
246863-1	WAN-GWA-4	02/14/24	680-246863-3	WG		X	X	X
246863-1	WAN-GWA-28	02/14/24	680-246863-4	WG		X	X	X
246863-1	WAN-GWA-29	02/14/24	680-246863-5	WG		X	X	X
246863-1	WAN-GWC-6	02/14/24	680-246863-6	WG		X	X	X
246863-1	WAN-GWC-11	02/14/24	680-246863-7	WG		X	X	X
246863-1	WAN-LF-FD-04	02/14/24	680-246863-8	WG	FD (WAN-GWC-6)	X	X	X
246863-1	WAN-GWC-5	02/14/24	680-246877-1	WG		X	X	X
246863-1	WAN-GWC-22	02/14/24	680-246877-2	WG		X	X	X
246863-1	WAN-GWC-9	02/19/24	680-247011-1	WG	EB	X	X	X
246863-1	WAN-GWC-10	02/20/24	680-247011-2	WG		X	X	X
246863-1	WAN-GWC-12	02/20/24	680-247011-3	WG		X	X	X
246863-1	WAN-GWC-13	02/19/24	680-247011-4	WG		X	X	X
246863-1	WAN-GWC-14	02/19/24	680-247011-5	WG		X	X	X
246863-1	WAN-GWC-17	02/20/24	680-247011-6	WG	FB	X	X	X
246863-1	WAN-GWC-20	02/20/24	680-247011-7	WG		X	X	X
246863-1	WAN-GWC-21	02/19/24	680-247011-8	WG		X	X	X
246863-1	WAN-GWC-23	02/19/24	680-247011-9	WG		X	X	X
246863-1	WAN-GWC-26	02/20/24	680-247011-10	WG		X	X	X
246863-1	WAN-GWC-27	02/20/24	680-247011-11	WG		X	X	X
246863-1	WAN-GWC-32	02/20/24	680-247011-12	WG		X	X	X
246863-1	WAN-GWC-33	02/20/24	680-247011-13	WG		X	X	X
246863-1	WAN-LF-FD-05	02/20/24	680-247011-14	WG	FD (WAN-GWC-20)	X	X	X
246863-1	WAN-LF-FB-10	02/20/24	680-247011-15	WQ	FB	X	X	X
246863-1	WAN-LF-EB-04	02/19/24	680-247011-16	WQ	EB	X	X	X
246863-1	WAN-LF-EB-05	02/20/24	680-247011-17	WQ	EB	X	X	X
246863-1	WAN-GWC-7	02/21/24	680-247150-1	WG		X	X	X

Abbreviations:
EB – Equipment Blank
FB – Field Blank
FD – Field Duplicate
QC – Quality Control
SDG – Sample Delivery Group
WS – Surface Water
TDS – Total Dissolved Solids
WG – Groundwater
WQ – Water Quality Control

TABLE 1 (continued)

Sample Summary Table – February 2024

Georgia Power Company – Plant Wansley Landfill

						Analyses		
SDG	Field Identification	Collection Date	Lab Identification	Matrix	QC Samples	Metals (6020, 7470A)	Anions (300.0)	TDS (SM 2540C)
246863-1	WAN-GWC-8	02/21/24	680-247150-2	WG		X	X	X
246863-1	WAN-GWC-15	02/21/24	680-247150-3	WG		X	X	X
246863-1	WAN-GWC-16	02/21/24	680-247150-4	WG		X	X	X
246863-1	WAN-GWC-18	02/21/24	680-247150-5	WG		X	X	X
246863-1	WAN-GWC-19	02/21/24	680-247150-6	WG		X	X	X
246863-1	WAN-GWC-24	02/21/24	680-247150-7	WG		X	X	X
246863-1	WAN-GWC-25	02/21/24	680-247150-8	WG		X	X	X
246863-1	WAN-GWC-30	02/21/24	680-247150-9	WG		X	X	X
246863-1	WAN-GWC-31	02/21/24	680-247150-10	WG		X	X	X
246863-1	WAN-GWC-34	02/22/24	680-247150-11	WG		X	X	X
246863-1	WAN-GWC-35	02/22/24	680-247150-12	WQ		X	X	X
246863-1	WAN-LF-FB-11	02/21/24	680-247150-13	WQ	FB	X	X	X
246863-1	WAN-LF-EB-06	02/21/24	680-247150-14	WQ	EB	X	X	X
246863-1	WAN-LF-EB-07	02/22/24	680-247150-15	WQ	EB	X	X	X
247150-3	WAN-GWC-31	02/21/24	680-247150-10	WG		X		
247074-1	WAN-SWA-1	02/21/24	680-247074-1	WS		X	X	X
247074-1	WAN-SWA-6	02/21/24	680-247074-2	WS		X	X	X
247074-1	WAN-SWC-3	02/21/24	680-247074-3	WS		X	X	X
247074-1	WAN-SWC-5	02/21/24	680-247074-4	WS		X	X	X
247074-1	WAN-SWC-7	02/21/24	680-247074-5	WS		X	X	X

Abbreviations:
EB – Equipment Blank
FB – Field Blank
FD – Field Duplicate
QC – Quality Control
SDG – Sample Delivery Group
WS – Surface Water
TDS – Total Dissolved Solids
WG – Groundwater
WQ – Water Quality Control

TABLE 2

Qualifier Summary Table – February 2024

Georgia Power Company – Plant Wansley Landfill

SDG	Field Identification	Constituent	New RL	New MDL or MDC	Qualifier	Reason
246863-1	WAN-GWC-5	Barium			J	Blank detection
246863-1	WAN-GWC-22	Barium			J	Blank detection
246863-1	WAN-GWC-27	Chromium		0.0014	ND	Blank detection
246863-1	WAN-GWC-32	Chromium		0.0019	ND	Blank detection
246863-1	WAN-GWC-33	Chromium			J	Blank detection
246863-1	WAN-LF-FD-05	Chromium		0.0018	ND	Blank detection
246863-1	WAN-LF-FB-10	Chromium		0.0014	ND	Blank detection
246863-1	WAN-LF-EB-04	Chromium		0.0018	ND	Blank detection
247150-3	WAN-GWC-31	Nickel			J	Blank detection
247074-1	WAN-SWA-1	Barium			J	Blank detection
247074-1	WAN-SWA-6	Barium			J	Blank detection
247074-1	WAN-SWC-3	Barium			J	Blank detection
247074-1	WAN-SWC-5	Barium			J	Blank detection
247074-1	WAN-SWC-7	Barium			J	Blank detection
247074-1	WAN-SWA-1	Selenium		0.0012	ND	Blank detection
247074-1	WAN-SWC-3	Selenium			J	Blank detection
247074-1	WAN-SWC-7	Selenium		0.0013	ND	Blank detection
246863-1	WAN-GWC-5	Sulfate			J	LCS/LCSD outside QC criteria
246863-1	WAN-GWA-2	Sulfate			J	LCS/LCSD outside QC criteria
246863-1	WAN-GWA-4	Sulfate			J	LCS/LCSD outside QC criteria
246863-1	WAN-GWA-28	Sulfate			J	LCS/LCSD outside QC criteria
246863-1	WAN-GWA-29	Chloride			J	LCS/LCSD outside QC criteria
246863-1	WAN-GWA-29	Fluoride			J	LCS/LCSD outside QC criteria
246863-1	WAN-GWA-29	Sulfate			J	LCS/LCSD outside QC criteria
246863-1	WAN-GWA-29	Sulfate			J	MS outside QC criteria
246863-1	WAN-GWC-6	Chloride			J	LCS/LCSD outside QC criteria
246863-1	WAN-GWC-6	Fluoride			J	LCS/LCSD outside QC criteria
246863-1	WAN-GWC-6	Sulfate			J	LCS/LCSD outside QC criteria
246863-1	WAN-GWC-11	Chloride			J	LCS/LCSD outside QC criteria
246863-1	WAN-GWC-11	Fluoride			J	LCS/LCSD outside QC criteria
246863-1	WAN-GWC-11	Sulfate			J	LCS/LCSD outside QC criteria
246863-1	WAN-LF-FD-04	Chloride			J	LCS/LCSD outside QC criteria
246863-1	WAN-LF-FD-04	Sulfate			J	LCS/LCSD outside QC criteria
246863-1	WAN-GWC-22	Chloride			J	LCS/LCSD outside QC criteria
246863-1	WAN-GWC-22	Sulfate			J	LCS/LCSD outside QC criteria

Abbreviations:
LCS – Laboratory Control Sample
MDC – Minimum Detectable Concentration
MS – Matrix Spike
MDL – Method Detection Limit
RL – Reporting Limit
SDG – Sample Delivery Group

Qualifiers:
J – Estimated Result
ND – Non-Detect Result

LEVEL 2A LABORATORY DATA VALIDATIONS

Plant Wansley Landfill

Major Ions Event

February 2024

Georgia Power Company – Plant Wansley Landfill

Quality Control Review of Analytical Data – February 2024

This narrative presents results of the Quality Control (QC) data review performed on analytical data submitted by Eurofins Environment Testing America, Savannah for groundwater and surface water samples collected at Plant Wansley Landfill (LF) between February 13, 2024 and February 22, 2024. The chemical data were reviewed to identify quality issues which could affect the use of the data for decision-making purposes.

Information regarding the primary sample locations, analytical parameters, QC samples, sampling dates, and laboratory sample delivery group (SDG) designations is summarized in Table 1 of this Appendix.

The samples were analyzed for major ion constituents. Test methods included Inductively Coupled Plasma – Mass Spectrometry (US EPA Method 6020B) and Alkalinity in Water (Standard Methods 2320B).

Data were reviewed in accordance with the US EPA Region 4 Data Validation Standard Operating Procedures for Contract Laboratory Program Inorganic Data by Inductively Coupled Plasma – Atomic Emission Spectroscopy and Inductively Coupled Plasma – Mass Spectroscopy (September 2011, Rev. 2.0)[1] and the National Functional Guidelines for Inorganic Superfund Methods Data Review (January 2017)[2]. The review included an assessment of the results for completeness, precision (laboratory duplicate recoveries and matrix spike/matrix spike duplicate recoveries), accuracy (laboratory control samples and matrix spike samples), and blank contamination (laboratory blanks). Sample receipt conditions, holding times, and chains of custody were reviewed. If there was a discrepancy between the QC criteria in the guidelines and the QC criterion established in the analytical methodology, method-specific criteria or professional judgment were used.

DATA QUALITY OBJECTIVES

Laboratory Precision: Laboratory goals for precision were met, except for alkalinity on WAN-GWC-26 (680-247011-10) as described in the qualifications section below.

Field Precision: Field goals for precision were not applicable to this sampling event.

Accuracy: Laboratory goals for accuracy were met.

Detection Limits: Project goals for detection limits were met.

Completeness: There were no rejected analytical results for this event, resulting in a completion of 100%.

Holding Times: Holding time requirements were met.

QUALIFICATIONS

In general, chemical results for the samples collected at the site were qualified on the basis of low precision or low accuracy or on the basis of professional judgment. The following definitions provide brief explanations of the qualifiers which may have been assigned to data by the laboratory during the validation process:

J: The analyte was positively identified above the method detection limit; however, the associated numerical value is the estimated concentration of the analyte in the sample.

ND: The analyte was not detected above the method detection limit.

The data generated as part of this sampling event met the QC criteria established in the respective analytical methods and data validation guidelines except as specified below. The applied qualifications may not have been required for all samples collected at the site. A summary of sample qualifications can be found in Table 2 of this Appendix.

- Sample WAN-GWC-3 (680-247011-10) was qualified as estimated (J) for alkalinity as the laboratory relative percent difference (RPD) exceeded QC criteria (92% above the limit of 30).

- Certain potassium results were qualified as estimated (J) due to the analyte(s) being detected at a similar concentration in an associated blank sample. As shown in Table 2, when the original sample result was an order of magnitude above the method detection limit (MDL), the sample result was qualified as estimated (J) as part of the qualification process.

Atlantic Coast Consulting, Inc. reviewed the laboratory data from the Plant Wansley LF sampled between February 13, 2024 and February 22, 2024 in accordance with the analytical methods, the laboratory-specified QC criteria, and the guidelines. As described above, the results were acceptable for project use.

REFERENCES

[1]US EPA, September 2011, Region 4, Science and Ecosystem Support Division, Quality Assurance Section, MTSB, Data Validation Standard Operating Procedures for Contract Laboratory Program Inorganic Data by Inductively Coupled Plasma – Atomic Emission Spectroscopy and Inductively Coupled Plasma – Mass Spectroscopy, Revision 2.0

[2]US EPA, January 2017, National Office of Superfund Remediation and Technology Innovation, National Functional Guidelines for Inorganic Superfund Methods Data Review, Revision 0.0

TABLE 1

Sample Summary Table – February 2024

Georgia Power Company – Plant Wansley Landfill

						Analyses	
SDG	Field Identification	Collection Date	Lab Identification	Matrix	QC Samples	Metals (6020)	Alkalinity (SM 2320B)
246863-2	WAN-GWA-1	02/13/24	680-246863-1	WG		X	X
246863-2	WAN-GWA-2	02/14/24	680-246863-2	WG		X	X
246863-2	WAN-GWA-3	02/14/24	680-246863-3	WG		X	X
246863-2	WAN-GWA-28	02/14/24	680-246863-4	WG		X	X
246863-2	WAN-GWA-29	02/14/24	680-246863-5	WG		X	X
246863-2	WAN-GWC-6	02/14/24	680-246863-6	WG		X	X
246863-2	WAN-GWC-11	02/14/24	680-246863-7	WG		X	X
246863-2	WAN-GWC-5	02/14/24	680-246877-1	WG		X	X
246863-2	WAN-GWC-22	02/14/24	680-246877-2	WG		X	X
246863-2	WAN-GWC-9	02/19/24	680-247011-1	WG		X	X
246863-2	WAN-GWC-10	02/20/24	680-247011-2	WG		X	X
246863-2	WAN-GWC-12	02/20/24	680-247011-3	WG		X	X
246863-2	WAN-GWC-13	02/19/24	680-247011-4	WG		X	X
246863-2	WAN-GWC-14	02/19/24	680-247011-5	WG		X	X
246863-2	WAN-GWC-17	02/20/24	680-247011-6	WG		X	X
246863-2	WAN-GWC-20	02/20/24	680-247011-7	WG		X	X
246863-2	WAN-GWC-21	02/19/24	680-247011-8	WG		X	X
246863-2	WAN-GWC-23	02/19/24	680-247011-9	WG		X	X
246863-2	WAN-GWC-26	02/20/24	680-247011-10	WG		X	X
246863-2	WAN-GWC-27	02/20/24	680-247011-11	WG		X	X
246863-2	WAN-GWC-32	02/20/24	680-247011-12	WG		X	X
246863-2	WAN-GWC-33	02/20/24	680-247011-13	WG		X	X
246863-2	WAN-GWC-7	02/21/24	680-247150-1	WG		X	X
246863-2	WAN-GWC-8	02/21/24	680-247150-2	WG		X	X

Abbreviations:
EB – Equipment Blank
FB – Field Blank
FD – Field Duplicate
QC – Quality Control
SDG – Sample Delivery Group
WS – Surface Water
TDS – Total Dissolved Solids
WG – Groundwater
WQ – Water Quality Control

TABLE 1 (continued)

Sample Summary Table – February 2024

Georgia Power Company – Plant Wansley Landfill

						Analyses	
SDG	Field Identification	Collection Date	Lab Identification	Matrix	QC Samples	Metals (6020)	Alkalinity (SM 2320B)
246863-2	WAN-GWC-15	02/21/24	680-247150-3	WG		X	X
246863-2	WAN-GWC-16	02/21/24	680-247150-4	WG		X	X
246863-2	WAN-GWC-18	02/21/24	680-247150-5	WG		X	X
246863-2	WAN-GWC-19	02/21/24	680-247150-6	WG		X	X
246863-2	WAN-GWC-24	02/22/24	680-247150-7	WG		X	X
246863-2	WAN-GWC-25	02/21/24	680-247150-8	WG		X	X
246863-2	WAN-GWC-30	02/21/24	680-247150-9	WG		X	X
246863-2	WAN-GWC-31	02/21/24	680-247150-10	WG		X	X
246863-2	WAN-GWC-34	02/22/24	680-247150-11	WG		X	X
246863-2	WAN-GWC-35	02/22/24	680-247150-12	WG		X	X
247074-2	WAN-SWA-1	02/21/24	680-247074-1	WS		X	X
247074-2	WAN-SWA-6	02/21/24	680-247074-2	WS		X	X
247074-2	WAN-SWC-3	02/21/24	680-247074-3	WS		X	X
247074-2	WAN-SWC-5	02/21/24	680-247074-4	WS		X	X
247074-2	WAN-SWC-7	02/21/24	680-247074-5	WS		X	X

Abbreviations:
EB – Equipment Blank
FB – Field Blank
FD – Field Duplicate
QC – Quality Control
SDG – Sample Delivery Group
WS – Surface Water
TDS – Total Dissolved Solids
WG – Groundwater
WQ – Water Quality Control

TABLE 2

Qualifier Summary Table – February 2024

Georgia Power Company – Plant Wansley Landfill

SDG	Field Identification	Constituent	New RL	New MDL or MDC	Qualifier	Reason
246863-2	WAN-GWA-2	Potassium			J	Blank detection
246863-2	WAN-GWA-4	Potassium			J	Blank detection
246863-2	WAN-GWA-28	Potassium			J	Blank detection
246863-2	WAN-GWA-29	Potassium			J	Blank detection
246863-2	WAN-GWC-6	Potassium			J	Blank detection
246863-2	WAN-GWC-11	Potassium			J	Blank detection
246863-2	WAN-GWC-9	Potassium			J	Blank detection
246863-2	WAN-GWC-10	Potassium			J	Blank detection
246863-2	WAN-GWC-12	Potassium			J	Blank detection
246863-2	WAN-GWC-13	Potassium			J	Blank detection
246863-2	WAN-GWC-14	Potassium			J	Blank detection
246863-2	WAN-GWC-17	Potassium			J	Blank detection
246863-2	WAN-GWC-20	Potassium			J	Blank detection
246863-2	WAN-GWC-21	Potassium			J	Blank detection
246863-2	WAN-GWC-23	Potassium			J	Blank detection
246863-2	WAN-GWC-26	Potassium			J	Blank detection
246863-2	WAN-GWC-27	Potassium			J	Blank detection
246863-2	WAN-GWC-32	Potassium			J	Blank detection
246863-2	WAN-GWC-33	Potassium			J	Blank detection
246863-2	WAN-GWC-26	Alkalinity			J	RPD exceeds lab goal

Abbreviations:
LCS – Laboratory Control Sample
MB – Laboratory Method Blank
MDC – Minimum Detectable Concentration
MS/MSD – Matrix Spike / Matrix Spike Duplicate
MDL – Method Detection Limit
RL – Reporting Limit
RPD – Relative Percent Difference
SDG – Sample Delivery Group

Qualifiers:
J – Estimated Result

APPENDIX A

Field Sampling Reports
February 2024 Monitoring Event

Low-Flow Test Report:

Test Date / Time: 2/13/2024 2:45:25 PM
Project: Plant Wansley Landfill
Operator Name: D. Johnson

Location Name: GWA-1 **Well Diameter: 2 in** **Casing Type: PVC** **Screen Length: 10 ft** **Top of Screen: 39.79 ft** **Total Depth: 49.79 ft** **Initial Depth to Water: 23.31 ft**	**Pump Type: Peristaltic Pump** **Tubing Type: Poly** **Tubing Inner Diameter: 0.17 in** **Pump Intake From TOC: 44 ft** **Estimated Total Volume Pumped: 7.5 liter** **Flow Cell Volume: 90 ml** **Final Flow Rate: 100 ml/min** **Final Draw Down: 28 in**	**Instrument Used: Aqua TROLL 400** **Serial Number: 883546**

Test Notes:
Sample time 1600. Sunny, 56 degrees F.

Low-Flow Readings:

Date Time	Elapsed Time	pH	Temperature	Specific Conductivity	RDO Concentration	Turbidity	ORP	Depth to Water	Flow
		+/- 0.1	+/- 3	+/- 5 %	+/- 10 %	+/- 10	+/- 25	+/- 0.3	
2/13/2024 2:45 PM	00:00	7.59 pH	14.40 °C	24.94 µS/cm	8.29 mg/L	6.18 NTU	71.6 mV	23.31 ft	100.00 ml/min
2/13/2024 2:50 PM	05:00	6.18 pH	14.47 °C	21.54 µS/cm	6.12 mg/L	6.00 NTU	67.7 mV	24.37 ft	100.00 ml/min
2/13/2024 2:55 PM	10:00	5.82 pH	14.58 °C	21.01 µS/cm	6.31 mg/L	6.97 NTU	70.4 mV	24.46 ft	100.00 ml/min
2/13/2024 3:00 PM	15:00	5.69 pH	14.47 °C	20.98 µS/cm	6.33 mg/L	7.08 NTU	70.6 mV	24.78 ft	100.00 ml/min
2/13/2024 3:05 PM	20:00	5.60 pH	14.42 °C	20.85 µS/cm	6.18 mg/L	6.55 NTU	70.1 mV	25.01 ft	100.00 ml/min
2/13/2024 3:10 PM	25:00	5.52 pH	14.13 °C	20.93 µS/cm	6.11 mg/L	6.48 NTU	70.3 mV	25.14 ft	100.00 ml/min
2/13/2024 3:15 PM	30:00	5.44 pH	14.22 °C	21.21 µS/cm	5.82 mg/L	8.56 NTU	69.8 mV	25.25 ft	100.00 ml/min
2/13/2024 3:20 PM	35:00	5.40 pH	14.22 °C	21.22 µS/cm	5.80 mg/L	8.19 NTU	68.1 mV	25.36 ft	100.00 ml/min
2/13/2024 3:25 PM	40:00	5.37 pH	14.20 °C	21.22 µS/cm	5.68 mg/L	7.98 NTU	67.8 mV	25.42 ft	100.00 ml/min
2/13/2024 3:30 PM	45:00	5.36 pH	14.11 °C	21.13 µS/cm	5.72 mg/L	7.45 NTU	67.7 mV	25.48 ft	100.00 ml/min
2/13/2024 3:35 PM	50:00	5.37 pH	14.08 °C	21.28 µS/cm	5.79 mg/L	7.21 NTU	67.2 mV	25.51 ft	100.00 ml/min
2/13/2024 3:40 PM	55:00	5.35 pH	14.15 °C	21.20 µS/cm	5.71 mg/L	7.20 NTU	66.9 mV	25.55 ft	100.00 ml/min
2/13/2024 3:45 PM	01:00:00	5.34 pH	14.04 °C	21.17 µS/cm	5.75 mg/L	6.21 NTU	67.0 mV	25.62 ft	100.00 ml/min
2/13/2024 3:50 PM	01:05:00	5.34 pH	14.05 °C	21.06 µS/cm	5.73 mg/L	5.15 NTU	66.9 mV	25.65 ft	100.00 ml/min
2/13/2024 3:55 PM	01:10:00	5.34 pH	14.01 °C	21.11 µS/cm	5.77 mg/L	4.76 NTU	67.7 mV	25.65 ft	100.00 ml/min

2/13/2024 4:00 PM	01:15:00	5.35 pH	14.00 °C	21.11 µS/cm	5.79 mg/L	4.77 NTU	67.0 mV	25.66 ft	100.00 ml/min

Samples

Sample ID:	Description:

Created using VuSitu from In-Situ, Inc.

Low-Flow Test Report:

Test Date / Time: 2/14/2024 9:55:04 AM
Project: Plant Wansley Landfill
Operator Name: D. Johnson

Location Name: GWA-2 **Well Diameter: 2 in** **Casing Type: PVC** **Screen Length: 10 ft** **Top of Screen: 50.09 ft** **Total Depth: 60.09 ft** **Initial Depth to Water: 44.11 ft**	**Pump Type: Dedicated Bladder Pump** **Tubing Type: Poly** **Tubing Inner Diameter: 0.17 in** **Pump Intake From TOC: 55 ft** **Estimated Total Volume Pumped: 3.75 liter** **Flow Cell Volume: 90 ml** **Final Flow Rate: 150 ml/min** **Final Draw Down: 0.96 in**	**Instrument Used: Aqua TROLL 400** **Serial Number: 883546**

Test Notes:
Sample time 1020. Sunny, 47 degrees F.

Low-Flow Readings:

Date Time	Elapsed Time	pH	Temperature	Specific Conductivity	RDO Concentration	Turbidity	ORP	Depth to Water	Flow
		+/- 0.1	+/- 3	+/- 5 %	+/- 10 %	+/- 10	+/- 25	+/- 0.3	
2/14/2024 9:55 AM	00:00	7.05 pH	10.87 °C	53.54 µS/cm	10.22 mg/L	5.11 NTU	111.2 mV	44.11 ft	150.00 ml/min
2/14/2024 10:00 AM	05:00	5.88 pH	14.42 °C	52.66 µS/cm	8.64 mg/L	4.02 NTU	97.5 mV	44.17 ft	150.00 ml/min
2/14/2024 10:05 AM	10:00	5.73 pH	14.88 °C	52.03 µS/cm	8.43 mg/L	5.28 NTU	96.2 mV	44.18 ft	150.00 ml/min
2/14/2024 10:10 AM	15:00	5.70 pH	15.05 °C	52.61 µS/cm	8.44 mg/L	4.26 NTU	97.5 mV	44.19 ft	150.00 ml/min
2/14/2024 10:15 AM	20:00	5.68 pH	15.05 °C	51.91 µS/cm	8.42 mg/L	3.70 NTU	96.9 mV	44.19 ft	150.00 ml/min
2/14/2024 10:20 AM	25:00	5.67 pH	15.27 °C	51.76 µS/cm	8.37 mg/L	2.79 NTU	98.0 mV	44.19 ft	150.00 ml/min

Samples

Sample ID:	Description:

Created using VuSitu from In-Situ, Inc.

Low-Flow Test Report:

Test Date / Time: 2/14/2024 10:15:10 AM
Project: Plant Wansley Landfill
Operator Name: A. Schnittker

Location Name: GWA-3 **Well Diameter: 2 in** **Casing Type: PVC** **Screen Length: 10 ft** **Top of Screen: 21.37 ft** **Total Depth: 31.37 ft** **Initial Depth to Water: 29.45 ft**	**Pump Type: Peristaltic Pump** **Tubing Type: Poly** **Tubing Inner Diameter: 0.17 in** **Pump Intake From TOC: 30 ft** **Estimated Total Volume Pumped: 3.3 liter** **Flow Cell Volume: 90 ml** **Final Flow Rate: 100 ml/min** **Final Draw Down: 13 in**	**Instrument Used: Aqua TROLL 400** **Serial Number: 1080307**

Test Notes:
Well purged dry 2/14, not sampled. Allowed for overnight recharge. Insufficient water column 2/15 for purging. No sample collected.

Low-Flow Readings:

Date Time	Elapsed Time	pH	Temperature	Specific Conductivity	RDO Concentration	Turbidity	ORP	Depth to Water	Flow
		+/- 0.1	+/- 3	+/- 5 %	+/- 10 %	+/- 10	+/- 25	+/- 0.3	
2/14/2024 10:15 AM	00:00	6.50 pH	12.81 °C	249.79 µS/cm	0.71 mg/L	2.76 NTU	34.2 mV	29.45 ft	125.00 ml/min
2/14/2024 10:20 AM	05:00	6.28 pH	14.29 °C	223.81 µS/cm	1.01 mg/L	2.72 NTU	56.0 mV	29.70 ft	125.00 ml/min
2/14/2024 10:25 AM	10:00	6.42 pH	14.79 °C	242.52 µS/cm	0.70 mg/L	1.50 NTU	57.6 mV	29.90 ft	100.00 ml/min
2/14/2024 10:30 AM	15:00	6.51 pH	14.62 °C	251.25 µS/cm	0.80 mg/L	1.42 NTU	56.7 mV	30.00 ft	100.00 ml/min
2/14/2024 10:35 AM	20:00	6.77 pH	13.76 °C	317.62 µS/cm	3.72 mg/L	1.99 NTU	49.8 mV	30.20 ft	100.00 ml/min
2/14/2024 10:40 AM	25:00	6.85 pH	12.63 °C	333.28 µS/cm	2.96 mg/L	1.74 NTU	51.9 mV	30.30 ft	100.00 ml/min
2/14/2024 10:45 AM	30:00	6.72 pH	12.94 °C	301.20 µS/cm	5.34 mg/L	5.86 NTU	64.0 mV	30.50 ft	100.00 ml/min

Samples

Sample ID:	Description:

Created using VuSitu from In-Situ, Inc.

Low-Flow Test Report:

Test Date / Time: 2/14/2024 10:58:18 AM
Project: Plant Wansley Landfill
Operator Name: D. Johnson

Location Name: GWA-4 **Well Diameter: 2 in** **Casing Type: PVC** **Screen Length: 10 ft** **Top of Screen: 30.53 ft** **Total Depth: 40.53 ft** **Initial Depth to Water: 24.85 ft**	**Pump Type: Peristaltic Pump** **Tubing Type: Poly** **Tubing Inner Diameter: 0.17 in** **Pump Intake From TOC: 35 ft** **Estimated Total Volume Pumped: 5 liter** **Flow Cell Volume: 90 ml** **Final Flow Rate: 200 ml/min** **Final Draw Down: 0.84 in**	**Instrument Used: Aqua TROLL 400** **Serial Number: 883546**

Test Notes:
Sample time 1123. Sunny, 53 degrees F.

Low-Flow Readings:

Date Time	Elapsed Time	pH	Temperature	Specific Conductivity	RDO Concentration	Turbidity	ORP	Depth to Water	Flow
		+/- 0.1	+/- 3	+/- 5 %	+/- 10 %	+/- 10	+/- 25	+/- 0.3	
2/14/2024 10:58 AM	00:00	6.10 pH	12.55 °C	184.99 µS/cm	5.08 mg/L	8.41 NTU	102.0 mV	24.85 ft	200.00 ml/min
2/14/2024 11:03 AM	05:00	6.29 pH	13.56 °C	258.30 µS/cm	0.60 mg/L	5.07 NTU	91.1 mV	24.89 ft	200.00 ml/min
2/14/2024 11:08 AM	10:00	6.35 pH	13.96 °C	258.27 µS/cm	0.38 mg/L	4.16 NTU	86.4 mV	24.92 ft	200.00 ml/min
2/14/2024 11:13 AM	15:00	6.37 pH	14.19 °C	252.08 µS/cm	0.30 mg/L	3.46 NTU	84.8 mV	24.92 ft	200.00 ml/min
2/14/2024 11:18 AM	20:00	6.37 pH	14.36 °C	248.10 µS/cm	0.27 mg/L	2.45 NTU	83.8 mV	24.92 ft	200.00 ml/min
2/14/2024 11:23 AM	25:00	6.38 pH	14.40 °C	249.38 µS/cm	0.23 mg/L	2.11 NTU	82.1 mV	24.92 ft	200.00 ml/min

Samples

Sample ID:	Description:

Created using VuSitu from In-Situ, Inc.

Low-Flow Test Report:

Test Date / Time: 2/14/2024 2:35:21 PM
Project: Plant Wansley Landfill
Operator Name: D. Johnson

Location Name: GWC-5 **Well Diameter: 2 in** **Casing Type: PVC** **Screen Length: 10 ft** **Top of Screen: 30.83 ft** **Total Depth: 40.83 ft** **Initial Depth to Water: 15.52 ft**	**Pump Type: Peristaltic Pump** **Tubing Type: Poly** **Tubing Inner Diameter: 0.17 in** **Pump Intake From TOC: 35 ft** **Estimated Total Volume Pumped: 5 liter** **Flow Cell Volume: 90 ml** **Final Flow Rate: 200 ml/min** **Final Draw Down: 15.48 in**	**Instrument Used: Aqua TROLL 400** **Serial Number: 883546**

Test Notes:
Sample time 1500.
Sunny, 62 degrees F.

Low-Flow Readings:

Date Time	Elapsed Time	pH	Temperature	Specific Conductivity	RDO Concentration	Turbidity	ORP	Depth to Water	Flow
		+/- 0.1	+/- 3	+/- 5 %	+/- 10 %	+/- 10	+/- 25	+/- 0.3	
2/14/2024 2:35 PM	00:00	6.50 pH	22.43 °C	249.90 µS/cm	4.19 mg/L	1.79 NTU	106.0 mV	15.52 ft	200.00 ml/min
2/14/2024 2:40 PM	05:00	6.41 pH	19.54 °C	265.75 µS/cm	1.93 mg/L	2.04 NTU	104.1 mV	16.55 ft	200.00 ml/min
2/14/2024 2:45 PM	10:00	6.38 pH	18.80 °C	272.19 µS/cm	1.66 mg/L	2.36 NTU	105.2 mV	16.81 ft	200.00 ml/min
2/14/2024 2:50 PM	15:00	6.34 pH	18.59 °C	273.83 µS/cm	1.09 mg/L	1.94 NTU	106.9 mV	16.81 ft	200.00 ml/min
2/14/2024 2:55 PM	20:00	6.33 pH	18.68 °C	275.48 µS/cm	0.75 mg/L	1.80 NTU	110.3 mV	16.81 ft	200.00 ml/min
2/14/2024 3:00 PM	25:00	6.31 pH	18.54 °C	276.62 µS/cm	0.42 mg/L	1.11 NTU	115.1 mV	16.81 ft	200.00 ml/min

Samples

Sample ID:	Description:

Created using VuSitu from In-Situ, Inc.

Low-Flow Test Report:

Test Date / Time: 2/14/2024 1:00:07 PM
Project: Plant Wansley Landfill
Operator Name: D. Johnson.

Location Name: GWC-6 **Well Diameter: 2 in** **Casing Type: PVC** **Screen Length: 10 ft** **Top of Screen: 21.12 ft** **Total Depth: 31.12 ft** **Initial Depth to Water: 16.61 ft**	**Pump Type: Peristaltic Pump** **Tubing Type: Poly** **Tubing Inner Diameter: 0.17 in** **Pump Intake From TOC: 26 ft** **Estimated Total Volume Pumped: 11 liter** **Flow Cell Volume: 90 ml** **Final Flow Rate: 200 ml/min** **Final Draw Down: 1.2 in**	**Instrument Used: Aqua TROLL 400** **Serial Number: 883546**

Test Notes:
FD-04 here. Sample time 1355. Sunny, 61 degrees F.

Low-Flow Readings:

Date Time	Elapsed Time	pH	Temperature	Specific Conductivity	RDO Concentration	Turbidity	ORP	Depth to Water	Flow
		+/- 0.1	+/- 3	+/- 5 %	+/- 10 %	+/- 10	+/- 25	+/- 0.3	
2/14/2024 1:00 PM	00:00	5.92 pH	26.59 °C	161.21 µS/cm	2.32 mg/L	7.23 NTU	79.3 mV	16.61 ft	200.00 ml/min
2/14/2024 1:05 PM	05:00	5.98 pH	20.47 °C	184.36 µS/cm	0.49 mg/L	6.90 NTU	75.7 mV	16.63 ft	200.00 ml/min
2/14/2024 1:10 PM	10:00	5.99 pH	20.23 °C	187.86 µS/cm	0.32 mg/L	5.91 NTU	75.9 mV	16.67 ft	200.00 ml/min
2/14/2024 1:15 PM	15:00	5.99 pH	20.31 °C	181.06 µS/cm	0.28 mg/L	5.96 NTU	76.5 mV	16.71 ft	200.00 ml/min
2/14/2024 1:20 PM	20:00	5.99 pH	19.97 °C	154.60 µS/cm	0.69 mg/L	6.02 NTU	76.1 mV	16.71 ft	200.00 ml/min
2/14/2024 1:25 PM	25:00	5.96 pH	20.10 °C	152.08 µS/cm	0.94 mg/L	5.24 NTU	78.9 mV	16.71 ft	200.00 ml/min
2/14/2024 1:30 PM	30:00	5.96 pH	20.14 °C	155.04 µS/cm	0.82 mg/L	4.45 NTU	84.6 mV	16.71 ft	200.00 ml/min
2/14/2024 1:35 PM	35:00	5.95 pH	19.83 °C	160.76 µS/cm	0.68 mg/L	4.56 NTU	92.0 mV	16.71 ft	200.00 ml/min
2/14/2024 1:40 PM	40:00	5.96 pH	19.75 °C	166.42 µS/cm	0.56 mg/L	3.46 NTU	95.8 mV	16.71 ft	200.00 ml/min
2/14/2024 1:45 PM	45:00	5.96 pH	19.84 °C	166.92 µS/cm	0.52 mg/L	3.35 NTU	98.8 mV	16.71 ft	200.00 ml/min
2/14/2024 1:50 PM	50:00	5.96 pH	19.71 °C	167.96 µS/cm	0.51 mg/L	3.04 NTU	99.5 mV	16.71 ft	200.00 ml/min
2/14/2024 1:55 PM	55:00	5.96 pH	19.74 °C	172.31 µS/cm	0.41 mg/L	2.71 NTU	101.4 mV	16.71 ft	200.00 ml/min

Samples

Sample ID:	Description:

Low-Flow Test Report:

Test Date / Time: 2/21/2024 12:30:04 PM
Project: Plant Wansley Landfill
Operator Name: A. Schnittker

Location Name: GWC-7 **Well Diameter: 2 in** **Casing Type: PVC** **Screen Length: 10 ft** **Top of Screen: 16.02 ft** **Total Depth: 26.02 ft** **Initial Depth to Water: 7.86 ft**	**Pump Type: Peristaltic Pump** **Tubing Type: Poly** **Tubing Inner Diameter: 0.17 in** **Pump Intake From TOC: 21 ft** **Estimated Total Volume Pumped: 5.9 liter** **Flow Cell Volume: 90 ml** **Final Flow Rate: 100 ml/min** **Final Draw Down: 69 in**	**Instrument Used: Aqua TROLL 400** **Serial Number: 883546**

Test Notes:
Sample time 1310. Sunny 60s.

Low-Flow Readings:

Date Time	Elapsed Time	pH	Temperature	Specific Conductivity	RDO Concentration	Turbidity	ORP	Depth to Water	Flow
		+/- 0.1	+/- 3	+/- 5 %	+/- 10 %	+/- 10	+/- 25	+/- 0.3	
2/21/2024 12:30 PM	00:00	6.45 pH	19.01 °C	360.32 µS/cm	0.69 mg/L	1.35 NTU	109.3 mV	7.86 ft	200.00 ml/min
2/21/2024 12:35 PM	05:00	6.46 pH	18.63 °C	365.30 µS/cm	0.61 mg/L	1.53 NTU	108.3 mV	10.30 ft	200.00 ml/min
2/21/2024 12:40 PM	10:00	6.47 pH	18.60 °C	365.89 µS/cm	0.57 mg/L	0.89 NTU	108.3 mV	11.20 ft	150.00 ml/min
2/21/2024 12:45 PM	15:00	6.47 pH	18.57 °C	367.22 µS/cm	0.57 mg/L	0.73 NTU	109.2 mV	11.90 ft	150.00 ml/min
2/21/2024 12:50 PM	20:00	6.47 pH	18.69 °C	366.46 µS/cm	0.54 mg/L	0.75 NTU	110.2 mV	12.50 ft	150.00 ml/min
2/21/2024 12:55 PM	25:00	6.47 pH	18.76 °C	366.26 µS/cm	0.51 mg/L	0.55 NTU	111.5 mV	12.90 ft	120.00 ml/min
2/21/2024 1:00 PM	30:00	6.47 pH	18.89 °C	365.62 µS/cm	0.48 mg/L	0.41 NTU	117.2 mV	13.50 ft	100.00 ml/min
2/21/2024 1:05 PM	35:00	6.47 pH	18.93 °C	365.56 µS/cm	0.46 mg/L	0.39 NTU	120.8 mV	13.60 ft	100.00 ml/min
2/21/2024 1:10 PM	40:00	6.46 pH	19.23 °C	365.00 µS/cm	0.45 mg/L	0.45 NTU	121.3 mV	13.60 ft	100.00 ml/min

Samples

Sample ID:	Description:

Low-Flow Test Report:

Test Date / Time: 2/21/2024 10:30:20 AM
Project: Plant Wansley Landfill
Operator Name: A. Schnittker

Location Name: GWC-8 **Well Diameter: 2 in** **Casing Type: PVC** **Screen Length: 10 ft** **Top of Screen: 10.11 ft** **Total Depth: 20.11 ft** **Initial Depth to Water: 8.96 ft**	**Pump Type: Peristaltic Pump** **Tubing Type: Poly** **Tubing Inner Diameter: 0.17 in** **Pump Intake From TOC: 15 ft** **Estimated Total Volume Pumped: 17 liter** **Flow Cell Volume: 90 ml** **Final Flow Rate: 200 ml/min** **Final Draw Down: 10 in**	**Instrument Used: Aqua TROLL 400** **Serial Number: 883546**

Test Notes:
Sample time 1155. Sunny 60s. EB-06 here at 1020.

Low-Flow Readings:

Date Time	Elapsed Time	pH	Temperature	Specific Conductivity	RDO Concentration	Turbidity	ORP	Depth to Water	Flow
		+/- 0.1	+/- 3	+/- 5 %	+/- 10 %	+/- 10	+/- 25	+/- 0.3	
2/21/2024 10:30 AM	00:00	6.32 pH	15.92 °C	191.47 µS/cm	4.02 mg/L	3.33 NTU	111.8 mV	8.96 ft	200.00 ml/min
2/21/2024 10:35 AM	05:00	6.28 pH	15.73 °C	180.79 µS/cm	3.20 mg/L	3.20 NTU	94.1 mV	9.50 ft	200.00 ml/min
2/21/2024 10:40 AM	10:00	6.26 pH	15.77 °C	175.00 µS/cm	2.83 mg/L	1.53 NTU	95.4 mV	9.50 ft	200.00 ml/min
2/21/2024 10:45 AM	15:00	6.16 pH	15.69 °C	158.54 µS/cm	2.62 mg/L	1.72 NTU	97.9 mV	9.60 ft	200.00 ml/min
2/21/2024 10:50 AM	20:00	6.12 pH	15.59 °C	152.03 µS/cm	2.58 mg/L	1.53 NTU	99.9 mV	9.60 ft	200.00 ml/min
2/21/2024 10:55 AM	25:00	6.09 pH	15.65 °C	147.25 µS/cm	2.42 mg/L	1.74 NTU	102.7 mV	9.70 ft	200.00 ml/min
2/21/2024 11:00 AM	30:00	6.02 pH	15.70 °C	138.43 µS/cm	2.14 mg/L	1.15 NTU	105.4 mV	9.70 ft	200.00 ml/min
2/21/2024 11:05 AM	35:00	5.99 pH	16.21 °C	132.68 µS/cm	1.86 mg/L	1.11 NTU	106.5 mV	9.70 ft	200.00 ml/min
2/21/2024 11:10 AM	40:00	5.99 pH	16.18 °C	128.10 µS/cm	1.52 mg/L	1.24 NTU	104.7 mV	9.70 ft	200.00 ml/min
2/21/2024 11:15 AM	45:00	6.00 pH	16.27 °C	129.59 µS/cm	1.37 mg/L	1.17 NTU	104.6 mV	9.80 ft	200.00 ml/min
2/21/2024 11:20 AM	50:00	5.96 pH	16.27 °C	128.15 µS/cm	1.16 mg/L	1.27 NTU	104.0 mV	9.80 ft	200.00 ml/min
2/21/2024 11:25 AM	55:00	5.92 pH	16.36 °C	125.31 µS/cm	0.96 mg/L	1.23 NTU	108.4 mV	9.80 ft	200.00 ml/min
2/21/2024 11:30 AM	01:00:00	5.89 pH	16.27 °C	124.75 µS/cm	1.10 mg/L	1.21 NTU	110.4 mV	9.80 ft	200.00 ml/min
2/21/2024 11:35 AM	01:05:00	5.90 pH	16.40 °C	125.96 µS/cm	1.01 mg/L	1.14 NTU	111.3 mV	9.80 ft	200.00 ml/min
2/21/2024 11:40 AM	01:10:00	5.89 pH	16.61 °C	122.79 µS/cm	1.26 mg/L	0.93 NTU	116.0 mV	9.80 ft	200.00 ml/min

2/21/2024 11:45 AM	01:15:00	5.88 pH	16.67 °C	125.44 µS/cm	1.38 mg/L	0.97 NTU	119.1 mV	9.80 ft	200.00 ml/min
2/21/2024 11:50 AM	01:20:00	5.85 pH	16.85 °C	123.02 µS/cm	1.45 mg/L	0.95 NTU	119.1 mV	9.80 ft	200.00 ml/min
2/21/2024 11:55 AM	01:25:00	5.86 pH	16.80 °C	123.55 µS/cm	1.32 mg/L	0.92 NTU	118.0 mV	9.80 ft	200.00 ml/min

Samples

Sample ID:	Description:

Created using VuSitu from In-Situ, Inc.

Low-Flow Test Report:

Test Date / Time: 2/19/2024 1:15:08 PM
Project: Plant Wansley Landfill
Operator Name: J. Berisford

Location Name: GWC-9 **Well Diameter: 2 in** **Casing Type: PVC** **Screen Length: 10 ft** **Top of Screen: 9.44 ft** **Total Depth: 19.44 ft** **Initial Depth to Water: 7.04 ft**	**Pump Type: Peristaltic Pump** **Tubing Type: Poly** **Tubing Inner Diameter: 0.17 in** **Pump Intake From TOC: 14 ft** **Estimated Total Volume Pumped: 8.7 liter** **Flow Cell Volume: 90 ml** **Final Flow Rate: 175 ml/min** **Final Draw Down: 3.1 in**	**Instrument Used: Aqua TROLL 400** **Serial Number: 1080307**

Test Notes:
Sunny, sample time -1405

Low-Flow Readings:

Date Time	Elapsed Time	pH	Temperature	Specific Conductivity	RDO Concentration	Turbidity	ORP	Depth to Water	Flow
		+/- 0.1	+/- 3	+/- 5 %	+/- 10 %	+/- 10	+/- 25	+/- 0.3	
2/19/2024 1:15 PM	00:00	5.37 pH	19.59 °C	78.79 µS/cm	0.64 mg/L	22.00 NTU	111.2 mV	7.04 ft	175.00 ml/min
2/19/2024 1:20 PM	05:00	5.40 pH	18.01 °C	83.36 µS/cm	0.44 mg/L	7.57 NTU	107.0 mV	7.30 ft	175.00 ml/min
2/19/2024 1:25 PM	10:00	5.40 pH	17.85 °C	84.40 µS/cm	0.34 mg/L	6.53 NTU	101.9 mV	7.30 ft	175.00 ml/min
2/19/2024 1:30 PM	15:00	5.41 pH	17.84 °C	84.73 µS/cm	0.28 mg/L	5.31 NTU	100.1 mV	7.30 ft	175.00 ml/min
2/19/2024 1:35 PM	20:00	5.41 pH	17.72 °C	84.44 µS/cm	0.26 mg/L	4.12 NTU	99.9 mV	7.30 ft	175.00 ml/min
2/19/2024 1:40 PM	25:00	5.41 pH	17.65 °C	84.16 µS/cm	0.22 mg/L	4.68 NTU	99.7 mV	7.30 ft	175.00 ml/min
2/19/2024 1:45 PM	30:00	5.41 pH	17.66 °C	83.08 µS/cm	0.21 mg/L	3.47 NTU	99.3 mV	7.30 ft	175.00 ml/min
2/19/2024 1:50 PM	35:00	5.40 pH	17.65 °C	82.34 µS/cm	0.19 mg/L	3.85 NTU	99.4 mV	7.30 ft	175.00 ml/min
2/19/2024 1:55 PM	40:00	5.42 pH	17.59 °C	82.11 µS/cm	0.18 mg/L	3.05 NTU	99.4 mV	7.30 ft	175.00 ml/min
2/19/2024 2:00 PM	45:00	5.41 pH	17.62 °C	81.05 µS/cm	0.17 mg/L	2.89 NTU	99.9 mV	7.30 ft	175.00 ml/min
2/19/2024 2:05 PM	50:00	5.40 pH	17.71 °C	79.82 µS/cm	0.15 mg/L	2.39 NTU	100.0 mV	7.30 ft	175.00 ml/min

Samples

Sample ID:	Description:

Low-Flow Test Report:

Test Date / Time: 2/19/2024 2:45:10 PM
Project: Plant Wansley Landfill
Operator Name: J. Berisford

Location Name: GWC-10 **Well Diameter: 2 in** **Casing Type: PVC** **Screen Length: 10 ft** **Top of Screen: 11.97 ft** **Total Depth: 21.97 ft** **Initial Depth to Water: 11.23 ft**	**Pump Type: Peristaltic Pump** **Tubing Type: Poly** **Tubing Inner Diameter: 0.17 in** **Pump Intake From TOC: 17 ft** **Estimated Total Volume Pumped: 16.5 liter** **Flow Cell Volume: 90 ml** **Final Flow Rate: 300 ml/min** **Final Draw Down: 128 in**	**Instrument Used: Aqua TROLL 400** **Serial Number: 1080307**

Test Notes:
Sunny, well purged dry, no sample taken. Allow overnight recharge

Low-Flow Readings:

Date Time	Elapsed Time	pH	Temperature	Specific Conductivity	RDO Concentration	Turbidity	ORP	Depth to Water	Flow
		+/- 0.1	+/- 3	+/- 5 %	+/- 10 %	+/- 10	+/- 25	+/- 0.3	
2/19/2024 2:45 PM	00:00	5.44 pH	34.94 °C	0.00 µS/cm	6.77 mg/L	140.00 NTU	65.9 mV	11.23 ft	300.00 ml/min
2/19/2024 2:50 PM	05:00	6.11 pH	18.96 °C	143.34 µS/cm	3.56 mg/L	167.00 NTU	203.7 mV	12.90 ft	300.00 ml/min
2/19/2024 2:55 PM	10:00	6.10 pH	18.03 °C	144.48 µS/cm	3.56 mg/L	144.00 NTU	295.4 mV	13.70 ft	300.00 ml/min
2/19/2024 3:00 PM	15:00	5.90 pH	17.80 °C	134.15 µS/cm	2.83 mg/L	72.00 NTU	242.0 mV	15.40 ft	300.00 ml/min
2/19/2024 3:05 PM	20:00	5.93 pH	17.84 °C	140.20 µS/cm	2.76 mg/L	59.00 NTU	182.4 mV	16.30 ft	300.00 ml/min
2/19/2024 3:10 PM	25:00	6.04 pH	18.03 °C	148.90 µS/cm	2.38 mg/L	32.00 NTU	178.7 mV	17.50 ft	300.00 ml/min
2/19/2024 3:15 PM	30:00	6.17 pH	18.60 °C	116.86 µS/cm	6.41 mg/L	15.00 NTU	205.5 mV	18.20 ft	300.00 ml/min
2/19/2024 3:20 PM	35:00	6.07 pH	18.73 °C	145.72 µS/cm	4.16 mg/L	78.00 NTU	226.2 mV	18.90 ft	300.00 ml/min
2/19/2024 3:25 PM	40:00	6.09 pH	18.36 °C	150.95 µS/cm	3.53 mg/L	24.00 NTU	218.7 mV	19.50 ft	300.00 ml/min
2/19/2024 3:30 PM	45:00	6.17 pH	18.07 °C	150.80 µS/cm	2.95 mg/L	11.00 NTU	219.0 mV	20.40 ft	300.00 ml/min
2/19/2024 3:35 PM	50:00	6.40 pH	18.10 °C	152.09 µS/cm	1.77 mg/L	9.69 NTU	169.5 mV	21.20 ft	300.00 ml/min
2/19/2024 3:40 PM	55:00	6.16 pH	18.47 °C	125.88 µS/cm	7.01 mg/L	66.00 NTU	144.2 mV	21.90 ft	300.00 ml/min

Samples

Sample ID:	Description:

Low-Flow Test Report:

Test Date / Time: 2/20/2024 10:00:14 AM
Project: Plant Wansley Landfill
Operator Name: J. Berisford

Location Name: GWC-10 **Well Diameter: 2 in** **Casing Type: PVC** **Screen Length: 10 ft** **Top of Screen: 11.97 ft** **Total Depth: 21.97 ft** **Initial Depth to Water: 11.36 ft**	**Pump Type: Peristaltic Pump** **Tubing Type: Poly** **Tubing Inner Diameter: 0.17 in** **Pump Intake From TOC: 17 ft** **Estimated Total Volume Pumped: 1.8 liter** **Flow Cell Volume: 90 ml** **Final Flow Rate: 125 ml/min** **Final Draw Down: 13.6 in**	**Instrument Used: Aqua TROLL 400** **Serial Number: 1080307**

Test Notes:
Cloudy, well purged dry 2-19-24. Allowed for overnight recharge. Sampled -1015. FB-10 here at 1010

Low-Flow Readings:

Date Time	Elapsed Time	pH	Temperature	Specific Conductivity	RDO Concentration	Turbidity	ORP	Depth to Water	Flow
		+/- 0.1	+/- 3	+/- 5 %	+/- 10 %	+/- 10	+/- 25	+/- 0.3	
2/20/2024 10:00 AM	00:00	6.21 pH	12.66 °C	0.33 µS/cm	10.52 mg/L	11.00 NTU	273.1 mV	11.36 ft	125.00 ml/min
2/20/2024 10:05 AM	05:00	5.96 pH	13.90 °C	115.66 µS/cm	6.14 mg/L	5.04 NTU	148.2 mV	11.80 ft	125.00 ml/min
2/20/2024 10:10 AM	10:00	5.97 pH	15.06 °C	112.88 µS/cm	5.97 mg/L	4.07 NTU	145.4 mV	12.20 ft	125.00 ml/min
2/20/2024 10:15 AM	15:00	5.97 pH	15.41 °C	112.38 µS/cm	5.88 mg/L	4.45 NTU	145.6 mV	12.50 ft	125.00 ml/min

Samples

Sample ID:	Description:

Created using VuSitu from In-Situ, Inc.

Low-Flow Test Report:

Test Date / Time: 2/14/2024 1:30:13 PM
Project: Plant Wansley Landfill
Operator Name: A. Schnittker

Location Name: GWC-11 **Well Diameter: 2 in** **Casing Type: PVC** **Screen Length: 10 ft** **Top of Screen: 8.16 ft** **Total Depth: 18.16 ft** **Initial Depth to Water: 5.08 ft**	**Pump Type: Peristaltic Pump** **Tubing Type: Poly** **Tubing Inner Diameter: 0.17 in** **Pump Intake From TOC: 13 ft** **Estimated Total Volume Pumped: 10 liter** **Flow Cell Volume: 90 ml** **Final Flow Rate: 200 ml/min** **Final Draw Down: 4 in**	**Instrument Used: Aqua TROLL 400** **Serial Number: 1080307**

Test Notes:
Sample time 1420. Sunny 60s.

Low-Flow Readings:

Date Time	Elapsed Time	pH	Temperature	Specific Conductivity	RDO Concentration	Turbidity	ORP	Depth to Water	Flow
		+/- 0.1	+/- 3	+/- 5 %	+/- 10 %	+/- 10	+/- 25	+/- 0.3	
2/14/2024 1:30 PM	00:00	6.37 pH	18.76 °C	128.80 µS/cm	2.07 mg/L	7.03 NTU	23.5 mV	5.08 ft	200.00 ml/min
2/14/2024 1:35 PM	05:00	6.40 pH	17.23 °C	131.62 µS/cm	0.62 mg/L	6.21 NTU	9.6 mV	5.40 ft	200.00 ml/min
2/14/2024 1:40 PM	10:00	6.41 pH	16.89 °C	135.27 µS/cm	0.46 mg/L	7.56 NTU	-0.0 mV	5.40 ft	200.00 ml/min
2/14/2024 1:45 PM	15:00	6.43 pH	16.92 °C	139.49 µS/cm	0.47 mg/L	8.73 NTU	-6.0 mV	5.40 ft	200.00 ml/min
2/14/2024 1:50 PM	20:00	6.43 pH	16.89 °C	141.81 µS/cm	0.39 mg/L	7.13 NTU	-10.4 mV	5.40 ft	200.00 ml/min
2/14/2024 1:55 PM	25:00	6.45 pH	16.65 °C	144.46 µS/cm	0.35 mg/L	7.41 NTU	-14.1 mV	5.40 ft	200.00 ml/min
2/14/2024 2:00 PM	30:00	6.44 pH	16.43 °C	142.39 µS/cm	0.34 mg/L	7.25 NTU	-6.5 mV	5.40 ft	200.00 ml/min
2/14/2024 2:05 PM	35:00	6.44 pH	16.51 °C	137.27 µS/cm	0.31 mg/L	6.48 NTU	-17.0 mV	5.40 ft	200.00 ml/min
2/14/2024 2:10 PM	40:00	6.45 pH	16.59 °C	142.64 µS/cm	0.28 mg/L	5.86 NTU	-18.4 mV	5.40 ft	200.00 ml/min
2/14/2024 2:15 PM	45:00	6.45 pH	16.55 °C	145.60 µS/cm	0.25 mg/L	4.97 NTU	-19.3 mV	5.40 ft	200.00 ml/min
2/14/2024 2:20 PM	50:00	6.46 pH	16.55 °C	141.06 µS/cm	0.23 mg/L	4.66 NTU	-11.2 mV	5.40 ft	200.00 ml/min

Samples

Sample ID:	Description:

Low-Flow Test Report:

Test Date / Time: 2/20/2024 10:08:27 AM
Project: Plant Wansley Landfill
Operator Name: D. Johnson

Location Name: GWC-12 **Well Diameter: 2 in** **Casing Type: PVC** **Screen Length: 10 ft** **Top of Screen: 30.54 ft** **Total Depth: 40.54 ft** **Initial Depth to Water: 26.68 ft**	**Pump Type: Portable Bladder Pump** **Tubing Type: Poly** **Tubing Inner Diameter: 0.17 in** **Pump Intake From TOC: 35 ft** **Estimated Total Volume Pumped: 13 liter** **Flow Cell Volume: 90 ml** **Final Flow Rate: 100 ml/min** **Final Draw Down: 27.24 in**	**Instrument Used: Aqua TROLL 400** **Serial Number: 1080306**

Test Notes:
Sample time 1218. Overcast 57 degrees F.

Low-Flow Readings:

Date Time	Elapsed Time	pH	Temperature	Specific Conductivity	RDO Concentration	Turbidity	ORP	Depth to Water	Flow
		+/- 0.1	+/- 3	+/- 5 %	+/- 10 %	+/- 10	+/- 25	+/- 0.3	
2/20/2024 10:08 AM	00:00	6.88 pH	14.17 °C	429.20 µS/cm	6.12 mg/L	38.50 NTU	192.5 mV	26.68 ft	100.00 ml/min
2/20/2024 10:13 AM	05:00	7.03 pH	16.12 °C	339.50 µS/cm	4.02 mg/L	40.30 NTU	18.3 mV	27.81 ft	100.00 ml/min
2/20/2024 10:18 AM	10:00	7.13 pH	15.78 °C	330.54 µS/cm	5.49 mg/L	23.80 NTU	-7.6 mV	28.20 ft	100.00 ml/min
2/20/2024 10:23 AM	15:00	7.19 pH	15.74 °C	333.15 µS/cm	5.84 mg/L	23.10 NTU	-13.1 mV	28.60 ft	100.00 ml/min
2/20/2024 10:28 AM	20:00	7.22 pH	15.80 °C	331.72 µS/cm	5.83 mg/L	16.40 NTU	-20.6 mV	28.65 ft	100.00 ml/min
2/20/2024 10:33 AM	25:00	7.22 pH	15.95 °C	333.12 µS/cm	5.54 mg/L	15.10 NTU	-27.3 mV	28.65 ft	100.00 ml/min
2/20/2024 10:38 AM	30:00	7.26 pH	16.06 °C	332.78 µS/cm	5.67 mg/L	14.90 NTU	-32.4 mV	28.65 ft	100.00 ml/min
2/20/2024 10:43 AM	35:00	7.28 pH	16.31 °C	334.46 µS/cm	5.66 mg/L	14.20 NTU	-35.2 mV	28.65 ft	100.00 ml/min
2/20/2024 10:48 AM	40:00	7.32 pH	16.59 °C	332.90 µS/cm	5.92 mg/L	12.10 NTU	-37.5 mV	28.65 ft	100.00 ml/min
2/20/2024 10:53 AM	45:00	7.32 pH	16.61 °C	335.87 µS/cm	5.72 mg/L	10.90 NTU	-41.4 mV	28.65 ft	100.00 ml/min
2/20/2024 10:58 AM	50:00	7.34 pH	16.65 °C	337.74 µS/cm	5.75 mg/L	10.20 NTU	-44.0 mV	28.65 ft	100.00 ml/min
2/20/2024 11:03 AM	55:00	7.33 pH	16.90 °C	337.08 µS/cm	5.52 mg/L	10.40 NTU	-60.4 mV	28.72 ft	100.00 ml/min
2/20/2024 11:08 AM	01:00:00	7.37 pH	16.93 °C	339.11 µS/cm	5.83 mg/L	8.85 NTU	-47.1 mV	28.85 ft	100.00 ml/min
2/20/2024 11:13 AM	01:05:00	7.37 pH	16.99 °C	341.37 µS/cm	5.63 mg/L	8.54 NTU	-48.3 mV	28.93 ft	100.00 ml/min
2/20/2024 11:18 AM	01:10:00	7.37 pH	17.13 °C	341.28 µS/cm	5.52 mg/L	8.77 NTU	-50.3 mV	28.90 ft	100.00 ml/min

2/20/2024 11:23 AM	01:15:00	7.38 pH	17.00 °C	341.29 µS/cm	5.58 mg/L	8.71 NTU	-52.8 mV	28.91 ft	100.00 ml/min
2/20/2024 11:28 AM	01:20:00	7.40 pH	16.86 °C	343.50 µS/cm	5.58 mg/L	7.51 NTU	-54.2 mV	28.93 ft	100.00 ml/min
2/20/2024 11:33 AM	01:25:00	7.41 pH	16.86 °C	343.11 µS/cm	5.54 mg/L	7.65 NTU	-55.7 mV	28.95 ft	100.00 ml/min
2/20/2024 11:38 AM	01:30:00	7.41 pH	17.09 °C	346.73 µS/cm	5.45 mg/L	6.67 NTU	-57.8 mV	28.95 ft	100.00 ml/min
2/20/2024 11:43 AM	01:35:00	7.40 pH	17.44 °C	346.39 µS/cm	5.38 mg/L	6.49 NTU	-60.6 mV	28.95 ft	100.00 ml/min
2/20/2024 11:48 AM	01:40:00	7.42 pH	17.49 °C	345.13 µS/cm	5.61 mg/L	6.24 NTU	-60.8 mV	28.95 ft	100.00 ml/min
2/20/2024 11:53 AM	01:45:00	7.42 pH	17.62 °C	346.37 µS/cm	5.41 mg/L	5.88 NTU	-62.1 mV	28.95 ft	100.00 ml/min
2/20/2024 11:58 AM	01:50:00	7.41 pH	17.39 °C	349.36 µS/cm	5.19 mg/L	5.56 NTU	-63.1 mV	28.95 ft	100.00 ml/min
2/20/2024 12:03 PM	01:55:00	7.43 pH	17.44 °C	349.46 µS/cm	5.41 mg/L	5.36 NTU	-63.0 mV	28.95 ft	100.00 ml/min
2/20/2024 12:08 PM	02:00:00	7.43 pH	17.75 °C	347.46 µS/cm	5.31 mg/L	5.28 NTU	-79.0 mV	28.95 ft	100.00 ml/min
2/20/2024 12:13 PM	02:05:00	7.45 pH	18.09 °C	349.67 µS/cm	5.40 mg/L	4.77 NTU	-63.4 mV	28.95 ft	100.00 ml/min
2/20/2024 12:18 PM	02:10:00	7.46 pH	18.06 °C	349.71 µS/cm	5.39 mg/L	4.86 NTU	-79.2 mV	28.95 ft	100.00 ml/min

Samples

Sample ID:	Description:

Low-Flow Test Report:

Test Date / Time: 2/19/2024 1:30:04 PM
Project: Plant Wansley Landfill
Operator Name: A. Schnittker

Location Name: GWC-13 **Well Diameter: 2 in** **Casing Type: PVC** **Screen Length: 10 ft** **Top of Screen: 80.46 ft** **Total Depth: 90.46 ft** **Initial Depth to Water: 6.02 ft**	**Pump Type: Peristaltic Pump** **Tubing Type: Poly** **Tubing Inner Diameter: 0.17 in** **Pump Intake From TOC: 85 ft** **Estimated Total Volume Pumped: 7.8 liter** **Flow Cell Volume: 90 ml** **Final Flow Rate: 260 ml/min** **Final Draw Down: 3 in**	**Instrument Used: Aqua TROLL 400** **Serial Number: 883546**

Test Notes:
Sample time 1400. Sunny 60s.

Low-Flow Readings:

Date Time	Elapsed Time	pH	Temperature	Specific Conductivity	RDO Concentration	Turbidity	ORP	Depth to Water	Flow
		+/- 0.1	+/- 3	+/- 5 %	+/- 10 %	+/- 10	+/- 25	+/- 0.3	
2/19/2024 1:30 PM	00:00	7.10 pH	18.97 °C	54.53 µS/cm	6.40 mg/L	0.68 NTU	48.4 mV	6.02 ft	260.00 ml/min
2/19/2024 1:35 PM	05:00	7.14 pH	18.85 °C	55.04 µS/cm	6.42 mg/L	0.53 NTU	43.9 mV	6.30 ft	260.00 ml/min
2/19/2024 1:40 PM	10:00	7.16 pH	18.62 °C	55.11 µS/cm	6.45 mg/L	0.51 NTU	41.7 mV	6.30 ft	260.00 ml/min
2/19/2024 1:45 PM	15:00	7.18 pH	18.78 °C	55.09 µS/cm	6.37 mg/L	0.47 NTU	39.9 mV	6.30 ft	260.00 ml/min
2/19/2024 1:50 PM	20:00	7.18 pH	18.86 °C	54.93 µS/cm	6.19 mg/L	0.50 NTU	39.3 mV	6.30 ft	260.00 ml/min
2/19/2024 1:55 PM	25:00	7.15 pH	18.79 °C	54.91 µS/cm	6.02 mg/L	0.43 NTU	39.1 mV	6.30 ft	260.00 ml/min
2/19/2024 2:00 PM	30:00	7.14 pH	18.84 °C	55.02 µS/cm	5.73 mg/L	0.51 NTU	38.5 mV	6.30 ft	260.00 ml/min

Samples

Sample ID:	Description:

Created using VuSitu from In-Situ, Inc.

Low-Flow Test Report:

Test Date / Time: 2/19/2024 1:36:59 PM
Project: Plant Wansley Landfill
Operator Name: D. Johnson

Location Name: GWC-14 **Well Diameter: 2 in** **Casing Type: PVC** **Screen Length: 10 ft** **Top of Screen: 14.34 ft** **Total Depth: 24.34 ft** **Initial Depth to Water: 9.43 ft**	**Pump Type: Peristaltic Pump** **Tubing Type: Poly** **Tubing Inner Diameter: 0.17 in** **Pump Intake From TOC: 19 ft** **Estimated Total Volume Pumped: 18 liter** **Flow Cell Volume: 90 ml** **Final Flow Rate: 150 ml/min** **Final Draw Down: 6.24 in**	**Instrument Used: Aqua TROLL 400** **Serial Number: 1080306**

Test Notes:
Sample time 1537. Sunny, 59 degrees F.
EB-04 here.

Low-Flow Readings:

Date Time	Elapsed Time	pH	Temperature	Specific Conductivity	RDO Concentration	Turbidity	ORP	Depth to Water	Flow
		+/- 0.1	+/- 3	+/- 5 %	+/- 10 %	+/- 10	+/- 25	+/- 0.3	
2/19/2024 1:36 PM	00:00	5.77 pH	26.56 °C	558.02 µS/cm	5.87 mg/L	33.70 NTU	51.2 mV	9.43 ft	150.00 ml/min
2/19/2024 1:41 PM	05:00	5.80 pH	18.13 °C	512.94 µS/cm	0.56 mg/L	43.40 NTU	33.4 mV	9.72 ft	150.00 ml/min
2/19/2024 1:46 PM	10:00	5.81 pH	17.49 °C	521.69 µS/cm	0.47 mg/L	42.80 NTU	42.4 mV	9.95 ft	150.00 ml/min
2/19/2024 1:51 PM	15:00	5.82 pH	17.62 °C	516.43 µS/cm	0.42 mg/L	38.90 NTU	47.2 mV	9.95 ft	150.00 ml/min
2/19/2024 1:56 PM	20:00	5.81 pH	17.64 °C	520.16 µS/cm	0.35 mg/L	41.10 NTU	50.5 mV	9.95 ft	150.00 ml/min
2/19/2024 2:01 PM	25:00	5.80 pH	17.69 °C	524.90 µS/cm	0.28 mg/L	35.30 NTU	52.8 mV	9.95 ft	150.00 ml/min
2/19/2024 2:06 PM	30:00	5.79 pH	17.76 °C	524.55 µS/cm	0.25 mg/L	30.10 NTU	55.2 mV	9.95 ft	150.00 ml/min
2/19/2024 2:11 PM	35:00	5.77 pH	17.80 °C	526.30 µS/cm	0.20 mg/L	21.50 NTU	57.3 mV	9.95 ft	150.00 ml/min
2/19/2024 2:16 PM	40:00	5.76 pH	17.83 °C	523.96 µS/cm	0.18 mg/L	22.00 NTU	59.3 mV	9.95 ft	150.00 ml/min
2/19/2024 2:21 PM	45:00	5.75 pH	17.65 °C	530.04 µS/cm	0.16 mg/L	16.80 NTU	61.0 mV	9.95 ft	150.00 ml/min
2/19/2024 2:26 PM	50:00	5.75 pH	17.78 °C	529.73 µS/cm	0.15 mg/L	15.60 NTU	62.3 mV	9.95 ft	150.00 ml/min
2/19/2024 2:31 PM	55:00	5.74 pH	17.79 °C	528.86 µS/cm	0.14 mg/L	16.30 NTU	63.7 mV	9.95 ft	150.00 ml/min
2/19/2024 2:36 PM	01:00:00	5.75 pH	17.71 °C	530.75 µS/cm	0.13 mg/L	13.70 NTU	65.0 mV	9.95 ft	150.00 ml/min
2/19/2024 2:41 PM	01:05:00	5.72 pH	17.71 °C	532.60 µS/cm	0.11 mg/L	10.10 NTU	66.1 mV	9.95 ft	150.00 ml/min

2/19/2024 2:46 PM	01:10:00	5.72 pH	17.66 °C	532.84 µS/cm	0.12 mg/L	9.95 NTU	66.7 mV	9.95 ft	150.00 ml/min
2/19/2024 2:51 PM	01:15:00	5.72 pH	17.77 °C	531.89 µS/cm	0.11 mg/L	9.33 NTU	67.7 mV	9.95 ft	150.00 ml/min
2/19/2024 2:56 PM	01:20:00	5.71 pH	17.89 °C	532.08 µS/cm	0.10 mg/L	8.45 NTU	68.3 mV	9.95 ft	150.00 ml/min
2/19/2024 3:01 PM	01:25:00	5.70 pH	17.88 °C	530.27 µS/cm	0.10 mg/L	7.33 NTU	69.3 mV	9.95 ft	150.00 ml/min
2/19/2024 3:06 PM	01:30:00	5.69 pH	17.81 °C	531.92 µS/cm	0.09 mg/L	6.72 NTU	69.9 mV	9.95 ft	150.00 ml/min
2/19/2024 3:11 PM	01:35:00	5.70 pH	17.64 °C	534.03 µS/cm	0.09 mg/L	6.51 NTU	70.5 mV	9.95 ft	150.00 ml/min
2/19/2024 3:16 PM	01:40:00	5.72 pH	17.71 °C	534.05 µS/cm	0.09 mg/L	6.44 NTU	70.9 mV	9.95 ft	150.00 ml/min
2/19/2024 3:21 PM	01:45:00	5.70 pH	17.81 °C	532.93 µS/cm	0.09 mg/L	5.79 NTU	71.6 mV	9.95 ft	150.00 ml/min
2/19/2024 3:26 PM	01:50:00	5.69 pH	17.23 °C	539.96 µS/cm	0.09 mg/L	4.19 NTU	72.1 mV	9.95 ft	150.00 ml/min
2/19/2024 3:31 PM	01:55:00	5.68 pH	17.53 °C	535.67 µS/cm	0.08 mg/L	4.20 NTU	72.6 mV	9.95 ft	150.00 ml/min
2/19/2024 3:36 PM	02:00:00	5.66 pH	16.95 °C	542.44 µS/cm	0.09 mg/L	4.18 NTU	73.0 mV	9.95 ft	150.00 ml/min

Samples

Sample ID:	Description:

Low-Flow Test Report:

Test Date / Time: 2/21/2024 2:45:13 PM
Project: Plant Wansley Landfill
Operator Name: A. Schnittker

Location Name: GWC-15 **Well Diameter: 2 in** **Casing Type: PVC** **Screen Length: 10 ft** **Top of Screen: 41.06 ft** **Total Depth: 51.06 ft** **Initial Depth to Water: 6.12 ft**	**Pump Type: Peristaltic Pump** **Tubing Type: Poly** **Tubing Inner Diameter: 0.17 in** **Pump Intake From TOC: 46 ft** **Estimated Total Volume Pumped: 11 liter** **Flow Cell Volume: 90 ml** **Final Flow Rate: 200 ml/min** **Final Draw Down: 2 in**	**Instrument Used: Aqua TROLL 400** **Serial Number: 883546**

Test Notes:
Sample time 1540. Sunny 60s.

Low-Flow Readings:

Date Time	Elapsed Time	pH	Temperature	Specific Conductivity	RDO Concentration	Turbidity	ORP	Depth to Water	Flow
		+/- 0.1	+/- 3	+/- 5 %	+/- 10 %	+/- 10	+/- 25	+/- 0.3	
2/21/2024 2:45 PM	00:00	6.85 pH	23.57 °C	54.88 µS/cm	6.47 mg/L	0.53 NTU	126.4 mV	6.12 ft	200.00 ml/min
2/21/2024 2:50 PM	05:00	7.04 pH	18.54 °C	59.30 µS/cm	7.21 mg/L	0.74 NTU	128.0 mV	6.30 ft	200.00 ml/min
2/21/2024 2:55 PM	10:00	7.10 pH	18.31 °C	59.51 µS/cm	7.22 mg/L	1.16 NTU	127.9 mV	6.30 ft	200.00 ml/min
2/21/2024 3:00 PM	15:00	7.10 pH	18.35 °C	60.37 µS/cm	7.02 mg/L	0.54 NTU	127.2 mV	6.30 ft	200.00 ml/min
2/21/2024 3:05 PM	20:00	6.96 pH	18.18 °C	61.79 µS/cm	5.35 mg/L	0.39 NTU	127.4 mV	6.30 ft	200.00 ml/min
2/21/2024 3:10 PM	25:00	6.88 pH	18.22 °C	62.28 µS/cm	4.88 mg/L	0.28 NTU	126.5 mV	6.30 ft	200.00 ml/min
2/21/2024 3:15 PM	30:00	6.84 pH	18.38 °C	62.97 µS/cm	4.65 mg/L	0.39 NTU	124.6 mV	6.30 ft	200.00 ml/min
2/21/2024 3:20 PM	35:00	6.79 pH	18.31 °C	63.73 µS/cm	4.15 mg/L	0.38 NTU	124.6 mV	6.30 ft	200.00 ml/min
2/21/2024 3:25 PM	40:00	6.75 pH	18.25 °C	64.95 µS/cm	4.07 mg/L	0.32 NTU	124.2 mV	6.30 ft	200.00 ml/min
2/21/2024 3:30 PM	45:00	6.64 pH	17.90 °C	72.85 µS/cm	3.74 mg/L	0.33 NTU	125.8 mV	6.30 ft	200.00 ml/min
2/21/2024 3:35 PM	50:00	6.63 pH	17.99 °C	73.48 µS/cm	3.87 mg/L	0.34 NTU	125.6 mV	6.30 ft	200.00 ml/min
2/21/2024 3:40 PM	55:00	6.62 pH	18.06 °C	73.19 µS/cm	3.80 mg/L	0.27 NTU	125.2 mV	6.30 ft	200.00 ml/min

Samples

Sample ID:	Description:

Low-Flow Test Report:

Test Date / Time: 2/21/2024 1:45:15 PM
Project: Plant Wansley Landfill
Operator Name: A. Schnittker

Location Name: GWC-16 **Well Diameter: 2 in** **Casing Type: PVC** **Screen Length: 10 ft** **Top of Screen: 16.89 ft** **Total Depth: 26.89 ft** **Initial Depth to Water: 9.88 ft**	**Pump Type: Peristaltic Pump** **Tubing Type: Poly** **Tubing Inner Diameter: 0.17 in** **Pump Intake From TOC: 21 ft** **Estimated Total Volume Pumped: 6 liter** **Flow Cell Volume: 90 ml** **Final Flow Rate: 200 ml/min** **Final Draw Down: 1 in**	**Instrument Used: Aqua TROLL 400** **Serial Number: 883546**

Test Notes:
Sample time 1415. Sunny 60s.

Low-Flow Readings:

Date Time	Elapsed Time	pH	Temperature	Specific Conductivity	RDO Concentration	Turbidity	ORP	Depth to Water	Flow
		+/- 0.1	+/- 3	+/- 5 %	+/- 10 %	+/- 10	+/- 25	+/- 0.3	
2/21/2024 1:45 PM	00:00	6.18 pH	19.52 °C	63.13 µS/cm	2.54 mg/L	0.33 NTU	127.1 mV	9.88 ft	200.00 ml/min
2/21/2024 1:50 PM	05:00	6.14 pH	19.03 °C	63.33 µS/cm	2.40 mg/L	0.34 NTU	126.5 mV	10.00 ft	200.00 ml/min
2/21/2024 1:55 PM	10:00	6.12 pH	18.91 °C	62.78 µS/cm	2.36 mg/L	0.30 NTU	125.0 mV	10.00 ft	200.00 ml/min
2/21/2024 2:00 PM	15:00	6.12 pH	18.79 °C	63.34 µS/cm	2.37 mg/L	0.41 NTU	123.1 mV	10.00 ft	200.00 ml/min
2/21/2024 2:05 PM	20:00	6.11 pH	18.79 °C	63.25 µS/cm	2.35 mg/L	0.48 NTU	122.2 mV	10.00 ft	200.00 ml/min
2/21/2024 2:10 PM	25:00	6.11 pH	18.74 °C	62.90 µS/cm	2.35 mg/L	0.40 NTU	121.2 mV	10.00 ft	200.00 ml/min
2/21/2024 2:15 PM	30:00	6.12 pH	18.74 °C	63.40 µS/cm	2.35 mg/L	0.37 NTU	120.5 mV	10.00 ft	200.00 ml/min

Samples

Sample ID:	Description:

Created using VuSitu from In-Situ, Inc.

Low-Flow Test Report:

Test Date / Time: 2/20/2024 1:39:27 PM
Project: Plant Wansley Landfill
Operator Name: D. Johnson

Location Name: GWC-17 **Well Diameter: 2 in** **Casing Type: PVC** **Screen Length: 10 ft** **Top of Screen: 43.2 ft** **Total Depth: 53.2 ft** **Initial Depth to Water: 20.65 ft**	**Pump Type: Peristaltic Pump** **Tubing Type: Poly** **Tubing Inner Diameter: 0.17 in** **Pump Intake From TOC: 48 ft** **Estimated Total Volume Pumped: 3.75 liter** **Flow Cell Volume: 90 ml** **Final Flow Rate: 150 ml/min** **Final Draw Down: 7.8 in**	**Instrument Used: Aqua TROLL 400** **Serial Number: 1080306**

Test Notes:
Sample time 1404 sunny, 61 degrees F.

Low-Flow Readings:

Date Time	Elapsed Time	pH	Temperature	Specific Conductivity	RDO Concentration	Turbidity	ORP	Depth to Water	Flow
		+/- 0.1	+/- 3	+/- 5 %	+/- 10 %	+/- 10	+/- 25	+/- 0.3	
2/20/2024 1:39 PM	00:00	6.10 pH	20.16 °C	123.20 µS/cm	2.25 mg/L	6.23 NTU	56.4 mV	20.65 ft	150.00 ml/min
2/20/2024 1:44 PM	05:00	6.04 pH	18.33 °C	126.73 µS/cm	0.56 mg/L	5.34 NTU	66.2 mV	20.80 ft	150.00 ml/min
2/20/2024 1:49 PM	10:00	6.02 pH	18.11 °C	126.04 µS/cm	0.37 mg/L	4.78 NTU	70.6 mV	21.10 ft	150.00 ml/min
2/20/2024 1:54 PM	15:00	6.02 pH	17.87 °C	126.07 µS/cm	0.30 mg/L	3.67 NTU	74.3 mV	21.30 ft	150.00 ml/min
2/20/2024 1:59 PM	20:00	6.01 pH	17.90 °C	126.16 µS/cm	0.26 mg/L	3.57 NTU	76.8 mV	21.30 ft	150.00 ml/min
2/20/2024 2:04 PM	25:00	6.01 pH	18.64 °C	125.55 µS/cm	0.23 mg/L	3.27 NTU	78.7 mV	21.30 ft	150.00 ml/min

Samples

Sample ID:	Description:

Created using VuSitu from In-Situ, Inc.

Low-Flow Test Report:

Test Date / Time: 2/21/2024 10:07:27 AM
Project: Plant Wansley Landfill
Operator Name: D. Johnson

Location Name: GWC-18 **Well Diameter: 2 in** **Casing Type: PVC** **Screen Length: 10 ft** **Top of Screen: 20.39 ft** **Total Depth: 30.39 ft** **Initial Depth to Water: 12.74 ft**	**Pump Type: Peristaltic Pump** **Tubing Type: Poly** **Tubing Inner Diameter: 0.17 in** **Pump Intake From TOC: 25 ft** **Estimated Total Volume Pumped: 3.75 liter** **Flow Cell Volume: 90 ml** **Final Flow Rate: 150 ml/min** **Final Draw Down: 1.2 in**	**Instrument Used: Aqua TROLL 400** **Serial Number: 1080306**

Test Notes:
Sample time 1032. Sunny, 49 degrees F.

Low-Flow Readings:

Date Time	Elapsed Time	pH	Temperature	Specific Conductivity	RDO Concentration	Turbidity	ORP	Depth to Water	Flow
		+/- 0.1	+/- 3	+/- 5 %	+/- 10 %	+/- 10	+/- 25	+/- 0.3	
2/21/2024 10:07 AM	00:00	8.20 pH	7.15 °C	201.79 µS/cm	11.55 mg/L	2.32 NTU	168.9 mV	12.74 ft	150.00 ml/min
2/21/2024 10:12 AM	05:00	5.74 pH	10.91 °C	119.99 µS/cm	0.76 mg/L	0.71 NTU	115.3 mV	12.82 ft	150.00 ml/min
2/21/2024 10:17 AM	10:00	5.76 pH	12.62 °C	113.58 µS/cm	0.50 mg/L	0.51 NTU	107.4 mV	12.84 ft	150.00 ml/min
2/21/2024 10:22 AM	15:00	5.79 pH	13.35 °C	111.18 µS/cm	0.37 mg/L	0.45 NTU	132.4 mV	12.84 ft	150.00 ml/min
2/21/2024 10:27 AM	20:00	5.80 pH	13.59 °C	108.18 µS/cm	0.29 mg/L	0.31 NTU	136.6 mV	12.84 ft	150.00 ml/min
2/21/2024 10:32 AM	25:00	5.82 pH	13.90 °C	108.82 µS/cm	0.28 mg/L	0.30 NTU	139.2 mV	12.84 ft	150.00 ml/min

Samples

Sample ID:	Description:

Low-Flow Test Report:

Test Date / Time: 2/21/2024 11:05:25 AM
Project: Plant Wansley Landfill
Operator Name: D. Johnson

Location Name: GWC-19 **Well Diameter: 2 in** **Casing Type: PVC** **Screen Length: 10 ft** **Top of Screen: 28.43 ft** **Total Depth: 38.43 ft** **Initial Depth to Water: 7.14 ft**	**Pump Type: Peristaltic Pump** **Tubing Type: Poly** **Tubing Inner Diameter: 0.17 in** **Pump Intake From TOC: 33 ft** **Estimated Total Volume Pumped: 6 liter** **Flow Cell Volume: 90 ml** **Final Flow Rate: 200 ml/min** **Final Draw Down: 10.2 ft**	**Instrument Used: Aqua TROLL 400** **Serial Number: 1080306**

Test Notes:
Sample time 1135. Sunny, 57 degrees F.
FB-11 here.

Low-Flow Readings:

Date Time	Elapsed Time	pH	Temperature	Specific Conductivity	RDO Concentration	Turbidity	ORP	Depth to Water	Flow
		+/- 0.1	+/- 3	+/- 5 %	+/- 10 %	+/- 10	+/- 25	+/- 0.3	
2/21/2024 11:05 AM	00:00	5.79 pH	11.93 °C	90.30 µS/cm	2.58 mg/L	1.03 NTU	117.7 mV	7.14 ft	200.00 ml/min
2/21/2024 11:10 AM	05:00	5.78 pH	12.26 °C	90.92 µS/cm	1.87 mg/L	0.80 NTU	106.4 mV	7.81 ft	200.00 ml/min
2/21/2024 11:15 AM	10:00	5.79 pH	12.60 °C	91.42 µS/cm	1.79 mg/L	1.02 NTU	104.8 mV	7.98 ft	200.00 ml/min
2/21/2024 11:20 AM	15:00	5.78 pH	12.85 °C	91.28 µS/cm	1.72 mg/L	0.95 NTU	104.4 mV	7.99 ft	200.00 ml/min
2/21/2024 11:25 AM	20:00	5.78 pH	13.06 °C	92.04 µS/cm	1.68 mg/L	0.88 NTU	132.2 mV	7.99 ft	200.00 ml/min
2/21/2024 11:30 AM	25:00	5.77 pH	13.26 °C	92.06 µS/cm	1.65 mg/L	0.74 NTU	135.2 mV	7.99 ft	200.00 ml/min
2/21/2024 11:35 AM	30:00	5.77 pH	13.43 °C	92.23 µS/cm	1.59 mg/L	0.71 NTU	135.8 mV	7.99 ft	200.00 ml/min

Samples

Sample ID:	Description:

Created using VuSitu from In-Situ, Inc.

Low-Flow Test Report:

Test Date / Time: 2/20/2024 2:50:05 PM
Project: Plant Wansley Landfill
Operator Name: D. Johnson

Location Name: GWC-20 **Well Diameter: 2 in** **Casing Type: PVC** **Screen Length: 10 ft** **Top of Screen: 60.96 ft** **Total Depth: 70.96 ft** **Initial Depth to Water: 5.61 ft**	**Pump Type: Peristaltic Pump** **Tubing Type: Poly** **Tubing Inner Diameter: 0.17 in** **Pump Intake From TOC: 66 ft** **Estimated Total Volume Pumped: 5 liter** **Flow Cell Volume: 90 ml** **Final Flow Rate: 200 ml/min** **Final Draw Down: 2.52 in**	**Instrument Used: Aqua TROLL 400** **Serial Number: 1080306**

Test Notes:
Sample time 1515. Sunny, 61 degrees F. FD-05 here.

Low-Flow Readings:

Date Time	Elapsed Time	pH	Temperature	Specific Conductivity	RDO Concentration	Turbidity	ORP	Depth to Water	Flow
		+/- 0.1	+/- 3	+/- 5 %	+/- 10 %	+/- 10	+/- 25	+/- 0.3	
2/20/2024 2:50 PM	00:00	6.85 pH	16.98 °C	110.57 µS/cm	6.97 mg/L	0.51 NTU	65.8 mV	5.61 ft	200.00 ml/min
2/20/2024 2:55 PM	05:00	6.87 pH	15.18 °C	114.24 µS/cm	7.24 mg/L	0.59 NTU	63.9 mV	5.82 ft	200.00 ml/min
2/20/2024 3:00 PM	10:00	6.87 pH	15.02 °C	114.61 µS/cm	7.27 mg/L	0.22 NTU	63.6 mV	5.82 ft	200.00 ml/min
2/20/2024 3:05 PM	15:00	6.87 pH	15.02 °C	114.97 µS/cm	7.29 mg/L	0.30 NTU	63.4 mV	5.82 ft	200.00 ml/min
2/20/2024 3:10 PM	20:00	6.87 pH	15.11 °C	114.91 µS/cm	7.28 mg/L	0.29 NTU	63.1 mV	5.82 ft	200.00 ml/min
2/20/2024 3:15 PM	25:00	6.87 pH	15.24 °C	114.89 µS/cm	7.26 mg/L	0.25 NTU	63.5 mV	5.82 ft	200.00 ml/min

Samples

Sample ID:	Description:

Created using VuSitu from In-Situ, Inc.

Low-Flow Test Report:

Test Date / Time: 2/19/2024 2:30:03 PM
Project: Plant Wansley Landfill
Operator Name: A. Schnittker

Location Name: GWC-21 **Well Diameter: 2 in** **Casing Type: PVC** **Screen Length: 10 ft** **Top of Screen: 28.3 ft** **Total Depth: 38.3 ft** **Initial Depth to Water: 14.37 ft**	**Pump Type: Peristaltic Pump** **Tubing Type: Poly** **Tubing Inner Diameter: 0.17 in** **Pump Intake From TOC: 33 ft** **Estimated Total Volume Pumped: 7.8 liter** **Flow Cell Volume: 90 ml** **Final Flow Rate: 175 ml/min** **Final Draw Down: 36 in**	**Instrument Used: Aqua TROLL 400** **Serial Number: 883546**

Test Notes:
Sample time 1515. Sunny 50s.

Low-Flow Readings:

Date Time	Elapsed Time	pH	Temperature	Specific Conductivity	RDO Concentration	Turbidity	ORP	Depth to Water	Flow
		+/- 0.1	+/- 3	+/- 5 %	+/- 10 %	+/- 10	+/- 25	+/- 0.3	
2/19/2024 2:30 PM	00:00	5.99 pH	20.80 °C	51.50 µS/cm	3.30 mg/L	1.15 NTU	50.6 mV	14.37 ft	175.00 ml/min
2/19/2024 2:35 PM	05:00	5.59 pH	16.26 °C	55.26 µS/cm	1.20 mg/L	0.88 NTU	34.5 mV	15.80 ft	175.00 ml/min
2/19/2024 2:40 PM	10:00	5.59 pH	15.94 °C	55.42 µS/cm	1.12 mg/L	0.96 NTU	30.9 mV	16.80 ft	175.00 ml/min
2/19/2024 2:45 PM	15:00	5.58 pH	15.86 °C	55.52 µS/cm	1.09 mg/L	0.75 NTU	29.0 mV	17.20 ft	175.00 ml/min
2/19/2024 2:50 PM	20:00	5.57 pH	16.13 °C	54.47 µS/cm	1.01 mg/L	0.69 NTU	28.6 mV	17.40 ft	175.00 ml/min
2/19/2024 2:55 PM	25:00	5.56 pH	16.14 °C	53.87 µS/cm	0.94 mg/L	0.77 NTU	28.1 mV	17.40 ft	175.00 ml/min
2/19/2024 3:00 PM	30:00	5.56 pH	16.18 °C	53.79 µS/cm	0.89 mg/L	0.73 NTU	28.5 mV	17.40 ft	175.00 ml/min
2/19/2024 3:05 PM	35:00	5.52 pH	16.30 °C	52.24 µS/cm	0.79 mg/L	0.69 NTU	28.4 mV	17.40 ft	175.00 ml/min
2/19/2024 3:10 PM	40:00	5.52 pH	16.33 °C	52.02 µS/cm	0.71 mg/L	0.88 NTU	28.3 mV	17.40 ft	175.00 ml/min
2/19/2024 3:15 PM	45:00	5.51 pH	16.43 °C	51.56 µS/cm	0.64 mg/L	0.73 NTU	28.1 mV	17.40 ft	175.00 ml/min

Samples

Sample ID:	Description:

Low-Flow Test Report:

Test Date / Time: 2/14/2024 4:37:04 PM
Project: Plant Wansley Landfill
Operator Name: D. Johnson

Location Name: GWC-22 **Well Diameter: 2 in** **Casing Type: PVC** **Screen Length: 10 ft** **Top of Screen: 67.13 ft** **Total Depth: 77.13 ft** **Initial Depth to Water: 26.06 ft**	**Pump Type: Peristaltic Pump** **Tubing Type: Poly** **Tubing Inner Diameter: 0.17 in** **Pump Intake From TOC: 72 ft** **Estimated Total Volume Pumped: 5 liter** **Flow Cell Volume: 90 ml** **Final Flow Rate: 200 ml/min** **Final Draw Down: 6.48 in**	**Instrument Used: Aqua TROLL 400** **Serial Number: 883546**

Test Notes:
Sample time 1702. Sunny, 55 degrees F.

Low-Flow Readings:

Date Time	Elapsed Time	pH	Temperature	Specific Conductivity	RDO Concentration	Turbidity	ORP	Depth to Water	Flow
		+/- 0.1	+/- 3	+/- 5 %	+/- 10 %	+/- 10	+/- 25	+/- 0.3	
2/14/2024 4:37 PM	00:00	5.75 pH	17.20 °C	94.88 µS/cm	8.25 mg/L	3.39 NTU	161.9 mV	26.06 ft	200.00 ml/min
2/14/2024 4:42 PM	05:00	6.69 pH	16.35 °C	110.65 µS/cm	5.56 mg/L	1.25 NTU	149.6 mV	26.29 ft	200.00 ml/min
2/14/2024 4:47 PM	10:00	6.85 pH	16.15 °C	110.86 µS/cm	5.42 mg/L	1.20 NTU	146.9 mV	26.52 ft	200.00 ml/min
2/14/2024 4:52 PM	15:00	6.90 pH	16.07 °C	110.80 µS/cm	5.35 mg/L	1.01 NTU	146.6 mV	26.58 ft	200.00 ml/min
2/14/2024 4:57 PM	20:00	6.92 pH	15.96 °C	110.92 µS/cm	5.29 mg/L	0.96 NTU	147.2 mV	26.60 ft	200.00 ml/min
2/14/2024 5:02 PM	25:00	6.94 pH	15.89 °C	111.17 µS/cm	5.25 mg/L	0.91 NTU	147.2 mV	26.60 ft	200.00 ml/min

Samples

Sample ID:	Description:

Created using VuSitu from In-Situ, Inc.

Low-Flow Test Report:

Test Date / Time: 2/19/2024 3:40:12 PM
Project: Plant Wansley Landfill
Operator Name: A. Schnittker

Location Name: GWC-23 **Well Diameter: 2 in** **Casing Type: PVC** **Screen Length: 10 ft** **Top of Screen: 57.95 ft** **Total Depth: 67.95 ft** **Initial Depth to Water: 37.26 ft**	**Pump Type: Dedicated Bladder Pump** **Tubing Type: Poly** **Tubing Inner Diameter: 0.17 in** **Pump Intake From TOC: 63 ft** **Estimated Total Volume Pumped: 5.2 liter** **Flow Cell Volume: 90 ml** **Final Flow Rate: 175 ml/min** **Final Draw Down: 10 in**	**Instrument Used: Aqua TROLL 400** **Serial Number: 883546**

Test Notes:
Sample time 1610. Sunny 60.

Low-Flow Readings:

Date Time	Elapsed Time	pH	Temperature	Specific Conductivity	RDO Concentration	Turbidity	ORP	Depth to Water	Flow
		+/- 0.1	+/- 3	+/- 5 %	+/- 10 %	+/- 10	+/- 25	+/- 0.3	
2/19/2024 3:40 PM	00:00	6.11 pH	15.99 °C	44.53 µS/cm	6.81 mg/L	0.53 NTU	49.7 mV	37.26 ft	175.00 ml/min
2/19/2024 3:45 PM	05:00	5.97 pH	16.49 °C	44.72 µS/cm	5.31 mg/L	0.30 NTU	48.2 mV	38.00 ft	175.00 ml/min
2/19/2024 3:50 PM	10:00	5.98 pH	16.37 °C	44.73 µS/cm	5.10 mg/L	0.39 NTU	48.1 mV	38.10 ft	175.00 ml/min
2/19/2024 3:55 PM	15:00	5.98 pH	16.18 °C	45.22 µS/cm	4.96 mg/L	0.62 NTU	48.6 mV	38.10 ft	175.00 ml/min
2/19/2024 4:00 PM	20:00	5.96 pH	16.48 °C	45.57 µS/cm	4.98 mg/L	0.37 NTU	52.9 mV	38.10 ft	175.00 ml/min
2/19/2024 4:05 PM	25:00	5.98 pH	16.29 °C	45.44 µS/cm	4.81 mg/L	0.49 NTU	52.5 mV	38.10 ft	175.00 ml/min
2/19/2024 4:10 PM	30:00	5.96 pH	16.46 °C	45.05 µS/cm	5.08 mg/L	0.40 NTU	55.1 mV	38.10 ft	175.00 ml/min

Samples

Sample ID:	Description:

Created using VuSitu from In-Situ, Inc.

Low-Flow Test Report:

Test Date / Time: 2/14/2024 3:38:41 PM
Project: Plant Wansley Landfill
Operator Name: D. Johnson

Location Name: GWC-24 **Well Diameter: 2 in** **Casing Type: PVC** **Screen Length: 10 ft** **Top of Screen: 41.09 ft** **Total Depth: 51.09 ft** **Initial Depth to Water: 46.28 ft**	**Pump Type: Dedicated Bladder Pump** **Tubing Type: Poly** **Tubing Inner Diameter: 0.17 in** **Pump Intake From TOC: 46 ft** **Estimated Total Volume Pumped: 0 liter** **Flow Cell Volume: 90 ml** **Final Flow Rate: 100 ml/min** **Final Draw Down: 0 ft**	**Instrument Used: Aqua TROLL 400** **Serial Number: 883546**

Test Notes:
1608 well purged dry. Will allow for overnight recharge. (Log 1 of 3)

Low-Flow Readings:

Date Time	Elapsed Time	pH	Temperature	Specific Conductivity	RDO Concentration	Turbidity	ORP	Depth to Water	Flow
		+/- 0.1	+/- 3	+/- 5 %	+/- 10 %	+/- 10	+/- 25	+/- 0.3	
2/14/2024 3:38 PM	00:00	6.57 pH	19.09 °C	27.93 µS/cm	7.27 mg/L	6.62 NTU	126.1 mV	46.20 ft	100.00 ml/min
2/14/2024 3:43 PM	05:00	5.54 pH	17.04 °C	28.98 µS/cm	7.29 mg/L	8.50 NTU	129.3 mV	46.20 ft	100.00 ml/min
2/14/2024 3:48 PM	10:00	5.39 pH	17.04 °C	30.98 µS/cm	6.56 mg/L	13.10 NTU	134.4 mV	46.20 ft	100.00 ml/min
2/14/2024 3:53 PM	15:00	5.48 pH	17.11 °C	27.85 µS/cm	6.18 mg/L	20.30 NTU	138.9 mV	46.20 ft	100.00 ml/min
2/14/2024 3:58 PM	20:00	5.49 pH	17.05 °C	31.94 µS/cm	6.38 mg/L	18.32 NTU	147.5 mV	46.20 ft	100.00 ml/min
2/14/2024 4:03 PM	25:00	5.51 pH	16.89 °C	32.38 µS/cm	6.26 mg/L	19.70 NTU	140.6 mV	46.20 ft	100.00 ml/min
2/14/2024 4:08 PM	30:00	5.44 pH	16.65 °C	32.68 µS/cm	6.29 mg/L	20.90 NTU	153.3 mV	46.20 ft	100.00 ml/min

Samples

Sample ID:	Description:

Created using VuSitu from In-Situ, Inc.

Low-Flow Test Report:

Test Date / Time: 2/15/2024 2:46:11 PM
Project: Plant Wansley Landfill
Operator Name: D. Johnson

Location Name: GWC-24 **Well Diameter: 2 in** **Casing Type: PVC** **Screen Length: 10 ft** **Top of Screen: 41.09 ft** **Total Depth: 51.09 ft** **Initial Depth to Water: 49 ft**	**Pump Type: Dedicated Bladder Pump** **Tubing Type: Poly** **Tubing Inner Diameter: 0.17 in** **Pump Intake From TOC: 46 ft** **Estimated Total Volume Pumped: 1.5 liter** **Flow Cell Volume: 90 ml** **Final Flow Rate: 100 ml/min** **Final Draw Down: 0 ft**	**Instrument Used: Aqua TROLL 400** **Serial Number: 883546**

Test Notes:
Sample time 1501. Sunny, 66 degrees F. Purged dry. No sample collected. (Log 2 of 3)

Low-Flow Readings:

Date Time	Elapsed Time	pH	Temperature	Specific Conductivity	RDO Concentration	Turbidity	ORP	Depth to Water	Flow
		+/- 0.1	+/- 3	+/- 5 %	+/- 10 %	+/- 10	+/- 25	+/- 0.3	
2/15/2024 2:46 PM	00:00	7.23 pH	26.10 °C	35.97 µS/cm	6.12 mg/L	3.26 NTU	112.4 mV	49.00 ft	100.00 ml/min
2/15/2024 2:51 PM	05:00	5.56 pH	19.28 °C	39.36 µS/cm	6.74 mg/L	3.45 NTU	107.2 mV	49.00 ft	100.00 ml/min
2/15/2024 2:56 PM	10:00	5.52 pH	20.12 °C	39.59 µS/cm	6.18 mg/L	2.15 NTU	115.5 mV	49.00 ft	100.00 ml/min
2/15/2024 3:01 PM	15:00	5.47 pH	20.73 °C	39.86 µS/cm	5.65 mg/L	2.01 NTU	122.4 mV	49.00 ft	100.00 ml/min

Samples

Sample ID:	Description:

Low-Flow Test Report:

Test Date / Time: 2/22/2024 11:43:55 AM
Project: Plant Wansley Landfill
Operator Name: D. Johnson

Location Name: GWC-24 **Well Diameter: 2 in** **Casing Type: PVC** **Screen Length: 10 ft** **Top of Screen: 41.09 ft** **Total Depth: 51.09 ft** **Initial Depth to Water: 45.61 ft**	**Pump Type: Portable Bladder Pump** **Tubing Type: Poly** **Tubing Inner Diameter: 0.17 in** **Pump Intake From TOC: 46 ft** **Estimated Total Volume Pumped: 200 ml** **Flow Cell Volume: 90 ml** **Final Flow Rate: 100 ml/min** **Final Draw Down: 12 in**	**Instrument Used: Aqua TROLL 400** **Serial Number: 1080306**

Test Notes:
Sample time 1115. Sunny, 60 degrees F. No purge sample collected prior to collecting readings. (Log 3 of 3)

Low-Flow Readings:

Date Time	Elapsed Time	pH	Temperature	Specific Conductivity	RDO Concentration	Turbidity	ORP	Depth to Water	Flow
		+/- 0.1	+/- 3	+/- 5 %	+/- 10 %	+/- 10	+/- 25	+/- 0.3	
2/22/2024 11:43 AM	00:00	5.39 pH	17.20 °C	131.63 µS/cm	7.25 mg/L	1.14 NTU	171.5 mV	45.63 ft	100.00 ml/min
2/22/2024 11:44 AM	01:00	5.39 pH	17.31 °C	138.70 µS/cm	7.25 mg/L	1.09 NTU	167.1 mV	46.61 ft	100.00 ml/min
2/22/2024 11:45 AM	02:00	5.39 pH	17.40 °C	141.63 µS/cm	7.17 mg/L	1.04 NTU	165.9 mV	46.61 ft	100.00 ml/min

Samples

Sample ID:	Description:

Created using VuSitu from In-Situ, Inc.

Low-Flow Test Report:

Test Date / Time: 2/21/2024 12:15:17 PM
Project: Plant Wansley Landfill
Operator Name: D. Johnson

Location Name: GWC-25 **Well Diameter: 2 in** **Casing Type: PVC** **Screen Length: 10 ft** **Top of Screen: 51.29 ft** **Total Depth: 61.29 ft** **Initial Depth to Water: 51.81 ft**	**Pump Type: Dedicated Bladder Pump** **Tubing Type: Poly** **Tubing Inner Diameter: 0.17 in** **Pump Intake From TOC: 56 ft** **Estimated Total Volume Pumped: 17.5 liter** **Flow Cell Volume: 90 ml** **Final Flow Rate: 125 ml/min** **Final Draw Down: 29 in**	**Instrument Used: Aqua TROLL 400** **Serial Number: 1080306**

Test Notes:
Sample time 1435. Sunny, 64 degrees F.

Low-Flow Readings:

Date Time	Elapsed Time	pH	Temperature	Specific Conductivity	RDO Concentration	Turbidity	ORP	Depth to Water	Flow
		+/- 0.1	+/- 3	+/- 5 %	+/- 10 %	+/- 10	+/- 25	+/- 0.3	
2/21/2024 12:15 PM	00:00	6.33 pH	13.57 °C	90.95 µS/cm	8.54 mg/L	2.31 NTU	116.8 mV	51.81 ft	125.00 ml/min
2/21/2024 12:20 PM	05:00	5.99 pH	15.21 °C	89.39 µS/cm	6.48 mg/L	1.07 NTU	109.6 mV	52.20 ft	125.00 ml/min
2/21/2024 12:25 PM	10:00	5.99 pH	15.31 °C	88.45 µS/cm	6.48 mg/L	2.97 NTU	107.5 mV	52.30 ft	125.00 ml/min
2/21/2024 12:30 PM	15:00	5.98 pH	14.80 °C	88.75 µS/cm	6.60 mg/L	2.83 NTU	106.1 mV	52.30 ft	125.00 ml/min
2/21/2024 12:35 PM	20:00	5.94 pH	15.11 °C	87.66 µS/cm	6.43 mg/L	2.12 NTU	106.2 mV	52.43 ft	125.00 ml/min
2/21/2024 12:40 PM	25:00	5.95 pH	15.92 °C	87.58 µS/cm	6.32 mg/L	1.73 NTU	106.8 mV	52.55 ft	125.00 ml/min
2/21/2024 12:45 PM	30:00	5.95 pH	16.02 °C	88.56 µS/cm	6.30 mg/L	1.36 NTU	132.6 mV	52.78 ft	125.00 ml/min
2/21/2024 12:50 PM	35:00	5.96 pH	15.98 °C	88.46 µS/cm	6.19 mg/L	1.44 NTU	134.5 mV	52.98 ft	125.00 ml/min
2/21/2024 12:55 PM	40:00	5.96 pH	16.01 °C	88.86 µS/cm	5.94 mg/L	1.58 NTU	135.6 mV	53.04 ft	125.00 ml/min
2/21/2024 1:00 PM	45:00	5.95 pH	15.99 °C	89.52 µS/cm	5.49 mg/L	1.67 NTU	136.2 mV	53.36 ft	125.00 ml/min
2/21/2024 1:05 PM	50:00	5.95 pH	15.92 °C	91.24 µS/cm	4.94 mg/L	1.82 NTU	136.1 mV	53.62 ft	125.00 ml/min
2/21/2024 1:10 PM	55:00	5.96 pH	15.89 °C	93.43 µS/cm	4.40 mg/L	2.52 NTU	135.3 mV	53.98 ft	125.00 ml/min
2/21/2024 1:15 PM	01:00:00	5.97 pH	15.89 °C	94.89 µS/cm	3.91 mg/L	2.94 NTU	107.5 mV	54.12 ft	125.00 ml/min
2/21/2024 1:20 PM	01:05:00	5.98 pH	15.86 °C	95.27 µS/cm	3.76 mg/L	1.84 NTU	105.4 mV	54.23 ft	125.00 ml/min

2/21/2024 1:25 PM	01:10:00	5.99 pH	15.83 °C	95.83 µS/cm	3.80 mg/L	1.95 NTU	129.2 mV	54.23 ft	125.00 ml/min
2/21/2024 1:30 PM	01:15:00	6.00 pH	15.83 °C	95.16 µS/cm	4.00 mg/L	1.37 NTU	130.3 mV	54.23 ft	125.00 ml/min
2/21/2024 1:35 PM	01:20:00	6.01 pH	15.92 °C	94.26 µS/cm	4.29 mg/L	1.17 NTU	105.1 mV	54.23 ft	125.00 ml/min
2/21/2024 1:40 PM	01:25:00	6.01 pH	15.51 °C	94.50 µS/cm	4.39 mg/L	0.90 NTU	103.3 mV	54.23 ft	125.00 ml/min
2/21/2024 1:45 PM	01:30:00	6.02 pH	15.44 °C	94.72 µS/cm	4.40 mg/L	0.88 NTU	102.3 mV	54.23 ft	125.00 ml/min
2/21/2024 1:50 PM	01:35:00	6.03 pH	15.32 °C	94.63 µS/cm	4.43 mg/L	0.84 NTU	102.4 mV	54.23 ft	125.00 ml/min
2/21/2024 1:55 PM	01:40:00	6.04 pH	15.29 °C	94.97 µS/cm	4.74 mg/L	0.79 NTU	103.9 mV	54.23 ft	125.00 ml/min
2/21/2024 2:00 PM	01:45:00	6.12 pH	15.34 °C	96.22 µS/cm	5.81 mg/L	0.75 NTU	100.5 mV	54.23 ft	125.00 ml/min
2/21/2024 2:05 PM	01:50:00	6.12 pH	15.60 °C	96.84 µS/cm	5.66 mg/L	0.66 NTU	100.1 mV	54.23 ft	125.00 ml/min
2/21/2024 2:10 PM	01:55:00	6.11 pH	15.65 °C	97.48 µS/cm	5.71 mg/L	0.54 NTU	100.3 mV	54.23 ft	125.00 ml/min
2/21/2024 2:15 PM	02:00:00	6.12 pH	15.64 °C	98.38 µS/cm	5.71 mg/L	0.52 NTU	100.6 mV	54.23 ft	125.00 ml/min
2/21/2024 2:20 PM	02:05:00	6.13 pH	15.20 °C	98.93 µS/cm	5.61 mg/L	0.51 NTU	99.3 mV	54.23 ft	125.00 ml/min
2/21/2024 2:25 PM	02:10:00	6.17 pH	14.83 °C	99.57 µS/cm	5.62 mg/L	0.41 NTU	98.2 mV	54.23 ft	125.00 ml/min
2/21/2024 2:30 PM	02:15:00	6.16 pH	14.47 °C	100.60 µS/cm	5.60 mg/L	0.42 NTU	98.9 mV	54.23 ft	125.00 ml/min
2/21/2024 2:35 PM	02:20:00	6.18 pH	14.66 °C	101.66 µS/cm	5.53 mg/L	0.29 NTU	96.6 mV	54.23 ft	125.00 ml/min

Samples

Sample ID:	Description:

Low-Flow Test Report:

Test Date / Time: 2/20/2024 1:05:06 PM
Project: Plant Wansley Landfill
Operator Name: A. Schnittker

Location Name: GWC-26 **Well Diameter: 2 in** **Casing Type: PVC** **Screen Length: 10 ft** **Top of Screen: 49.54 ft** **Total Depth: 59.54 ft** **Initial Depth to Water: 33.06 ft**	**Pump Type: Dedicated Bladder Pump** **Tubing Type: Poly** **Tubing Inner Diameter: 0.17 in** **Pump Intake From TOC: 54 ft** **Estimated Total Volume Pumped: 3 liter** **Flow Cell Volume: 90 ml** **Final Flow Rate: 100 ml/min** **Final Draw Down: 10 in**	**Instrument Used: Aqua TROLL 400** **Serial Number: 883546**

Test Notes:
Sample time 1335. Overcast 50s.

Low-Flow Readings:

Date Time	Elapsed Time	pH	Temperature	Specific Conductivity	RDO Concentration	Turbidity	ORP	Depth to Water	Flow
		+/- 0.1	+/- 3	+/- 5 %	+/- 10 %	+/- 10	+/- 25	+/- 0.3	
2/20/2024 1:05 PM	00:00	6.89 pH	17.28 °C	34.38 µS/cm	9.16 mg/L	6.05 NTU	95.2 mV	33.06 ft	100.00 ml/min
2/20/2024 1:10 PM	05:00	5.73 pH	16.94 °C	31.86 µS/cm	7.60 mg/L	1.76 NTU	78.0 mV	33.60 ft	100.00 ml/min
2/20/2024 1:15 PM	10:00	5.61 pH	16.88 °C	31.82 µS/cm	7.46 mg/L	0.46 NTU	76.1 mV	33.70 ft	100.00 ml/min
2/20/2024 1:20 PM	15:00	5.57 pH	16.51 °C	31.64 µS/cm	7.16 mg/L	0.48 NTU	78.1 mV	33.80 ft	100.00 ml/min
2/20/2024 1:25 PM	20:00	5.54 pH	16.36 °C	31.53 µS/cm	7.05 mg/L	0.36 NTU	78.9 mV	33.80 ft	100.00 ml/min
2/20/2024 1:30 PM	25:00	5.53 pH	16.24 °C	31.47 µS/cm	7.00 mg/L	0.28 NTU	79.8 mV	33.90 ft	100.00 ml/min
2/20/2024 1:35 PM	30:00	5.53 pH	16.12 °C	31.34 µS/cm	6.99 mg/L	0.32 NTU	79.7 mV	33.90 ft	100.00 ml/min

Samples

Sample ID:	Description:

Low-Flow Test Report:

Test Date / Time: 2/20/2024 2:30:04 PM
Project: Plant Wansley Landfill
Operator Name: A.Schnittker

Location Name: GWC-27 **Well Diameter: 2 in** **Casing Type: PVC** **Screen Length: 10 ft** **Top of Screen: 60.94 ft** **Total Depth: 70.94 ft** **Initial Depth to Water: 44.61 ft**	**Pump Type: Dedicated Bladder Pump** **Tubing Type: Poly** **Tubing Inner Diameter: 0.17 in** **Pump Intake From TOC: 66 ft** **Estimated Total Volume Pumped: 7.6 liter** **Flow Cell Volume: 90 ml** **Final Flow Rate: 120 ml/min** **Final Draw Down: 38 in**	**Instrument Used: Aqua TROLL 400** **Serial Number: 883546**

Test Notes:
Sample time 1525. Sunny 50s.

Low-Flow Readings:

Date Time	Elapsed Time	pH	Temperature	Specific Conductivity	RDO Concentration	Turbidity	ORP	Depth to Water	Flow
		+/- 0.1	+/- 3	+/- 5 %	+/- 10 %	+/- 10	+/- 25	+/- 0.3	
2/20/2024 2:30 PM	00:00	5.79 pH	15.40 °C	27.69 µS/cm	7.16 mg/L	39.80 NTU	106.6 mV	44.61 ft	150.00 ml/min
2/20/2024 2:35 PM	05:00	5.25 pH	16.21 °C	17.70 µS/cm	4.35 mg/L	7.58 NTU	107.4 mV	46.10 ft	150.00 ml/min
2/20/2024 2:40 PM	10:00	5.23 pH	16.17 °C	17.41 µS/cm	4.18 mg/L	7.39 NTU	108.8 mV	46.40 ft	150.00 ml/min
2/20/2024 2:45 PM	15:00	5.24 pH	16.11 °C	17.50 µS/cm	4.14 mg/L	2.89 NTU	108.6 mV	46.60 ft	150.00 ml/min
2/20/2024 2:50 PM	20:00	5.26 pH	16.28 °C	18.11 µS/cm	4.16 mg/L	2.57 NTU	108.1 mV	47.20 ft	150.00 ml/min
2/20/2024 2:55 PM	25:00	5.24 pH	16.28 °C	17.54 µS/cm	4.08 mg/L	2.35 NTU	108.3 mV	47.50 ft	150.00 ml/min
2/20/2024 3:00 PM	30:00	5.23 pH	16.36 °C	17.54 µS/cm	3.95 mg/L	1.55 NTU	108.8 mV	47.70 ft	150.00 ml/min
2/20/2024 3:05 PM	35:00	5.29 pH	16.33 °C	19.89 µS/cm	3.84 mg/L	1.50 NTU	114.3 mV	48.00 ft	120.00 ml/min
2/20/2024 3:10 PM	40:00	5.34 pH	16.26 °C	22.26 µS/cm	3.73 mg/L	1.18 NTU	114.9 mV	47.80 ft	120.00 ml/min
2/20/2024 3:15 PM	45:00	5.41 pH	16.18 °C	24.96 µS/cm	3.62 mg/L	1.12 NTU	113.9 mV	47.80 ft	120.00 ml/min
2/20/2024 3:20 PM	50:00	5.42 pH	16.34 °C	25.11 µS/cm	3.59 mg/L	1.02 NTU	112.6 mV	47.80 ft	120.00 ml/min
2/20/2024 3:25 PM	55:00	5.42 pH	16.16 °C	24.78 µS/cm	3.58 mg/L	0.65 NTU	118.3 mV	47.80 ft	120.00 ml/min

Samples

Low-Flow Test Report:

Test Date / Time: 2/14/2024 12:15:13 PM
Project: Plant Wansley Landfill
Operator Name: A. Schnittker

Location Name: GWA-28 **Well Diameter: 2 in** **Casing Type: PVC** **Screen Length: 10 ft** **Top of Screen: 35.83 ft** **Total Depth: 45.83 ft** **Initial Depth to Water: 26.89 ft**	**Pump Type: Peristaltic Pump** **Tubing Type: Poly** **Tubing Inner Diameter: 0.17 in** **Pump Intake From TOC: 40 ft** **Estimated Total Volume Pumped: 3 liter** **Flow Cell Volume: 90 ml** **Final Flow Rate: 100 ml/min** **Final Draw Down: 27 in**	**Instrument Used: Aqua TROLL 400** **Serial Number: 1080307**

Test Notes:
Sample time 1245. Sunny 60s.

Low-Flow Readings:

Date Time	Elapsed Time	pH	Temperature	Specific Conductivity	RDO Concentration	Turbidity	ORP	Depth to Water	Flow
		+/- 0.1	+/- 3	+/- 5 %	+/- 10 %	+/- 10	+/- 25	+/- 0.3	
2/14/2024 12:15 PM	00:00	6.40 pH	17.49 °C	44.12 µS/cm	4.79 mg/L	1.07 NTU	121.2 mV	26.89 ft	100.00 ml/min
2/14/2024 12:20 PM	05:00	6.41 pH	17.49 °C	44.12 µS/cm	4.74 mg/L	0.79 NTU	103.5 mV	28.60 ft	100.00 ml/min
2/14/2024 12:25 PM	10:00	6.38 pH	17.32 °C	44.48 µS/cm	4.72 mg/L	0.73 NTU	126.4 mV	28.80 ft	100.00 ml/min
2/14/2024 12:30 PM	15:00	6.37 pH	17.42 °C	44.05 µS/cm	4.62 mg/L	0.70 NTU	96.3 mV	29.00 ft	100.00 ml/min
2/14/2024 12:35 PM	20:00	6.36 pH	17.03 °C	44.28 µS/cm	4.65 mg/L	0.66 NTU	92.4 mV	29.00 ft	100.00 ml/min
2/14/2024 12:40 PM	25:00	6.34 pH	16.75 °C	44.45 µS/cm	4.77 mg/L	0.83 NTU	90.0 mV	29.10 ft	100.00 ml/min
2/14/2024 12:45 PM	30:00	6.29 pH	16.57 °C	44.62 µS/cm	4.84 mg/L	1.39 NTU	114.3 mV	29.10 ft	100.00 ml/min

Samples

Sample ID:	Description:

Created using VuSitu from In-Situ, Inc.

Low-Flow Test Report:

Test Date / Time: 2/14/2024 11:53:27 AM
Project: Plant Wansley Landfill
Operator Name: D. Johnson

Location Name: GWA-29 **Well Diameter: 2 in** **Casing Type: PVC** **Screen Length: 10 ft** **Top of Screen: 47.07 ft** **Total Depth: 57.07 ft** **Initial Depth to Water: 38.62 ft**	**Pump Type: Dedicated Bladder Pump** **Tubing Type: Poly** **Tubing Inner Diameter: 0.17 in** **Pump Intake From TOC: 52 ft** **Estimated Total Volume Pumped: 5 liter** **Flow Cell Volume: 90 ml** **Final Flow Rate: 200 ml/min** **Final Draw Down: 0.36 in**	**Instrument Used: Aqua TROLL 400** **Serial Number: 883546**

Test Notes:
Sample time 1218. Sunny, 57 degrees F.

Low-Flow Readings:

Date Time	Elapsed Time	pH	Temperature	Specific Conductivity	RDO Concentration	Turbidity	ORP	Depth to Water	Flow
		+/- 0.1	+/- 3	+/- 5 %	+/- 10 %	+/- 10	+/- 25	+/- 0.3	
2/14/2024 11:53 AM	00:00	6.94 pH	16.21 °C	83.79 µS/cm	9.03 mg/L	2.38 NTU	85.6 mV	38.62 ft	200.00 ml/min
2/14/2024 11:58 AM	05:00	6.02 pH	17.59 °C	76.01 µS/cm	6.83 mg/L	1.62 NTU	76.2 mV	38.65 ft	200.00 ml/min
2/14/2024 12:03 PM	10:00	5.93 pH	17.45 °C	75.64 µS/cm	6.53 mg/L	4.24 NTU	84.9 mV	38.65 ft	200.00 ml/min
2/14/2024 12:08 PM	15:00	5.86 pH	18.05 °C	74.25 µS/cm	6.32 mg/L	4.76 NTU	86.3 mV	38.65 ft	200.00 ml/min
2/14/2024 12:13 PM	20:00	5.87 pH	17.65 °C	74.45 µS/cm	6.37 mg/L	4.95 NTU	87.9 mV	38.65 ft	200.00 ml/min
2/14/2024 12:18 PM	25:00	5.86 pH	17.56 °C	74.47 µS/cm	6.41 mg/L	4.70 NTU	91.9 mV	38.65 ft	200.00 ml/min

Samples

Sample ID:	Description:

Created using VuSitu from In-Situ, Inc.

Low-Flow Test Report:

Test Date / Time: 2/21/2024 3:25:14 PM
Project: Plant Wansley Landfill
Operator Name: D. Johnson

Location Name: GWC-30 **Well Diameter: 2 in** **Casing Type: PVC** **Screen Length: 10 ft** **Top of Screen: 39.64 ft** **Total Depth: 49.64 ft** **Initial Depth to Water: 27.1 ft**	**Pump Type: Peristaltic Pump** **Tubing Type: Poly** **Tubing Inner Diameter: 0.17 in** **Pump Intake From TOC: 44 ft** **Estimated Total Volume Pumped: 3.12 liter** **Flow Cell Volume: 90 ml** **Final Flow Rate: 125 ml/min** **Final Draw Down: 11.52 in**	**Instrument Used: Aqua TROLL 400** **Serial Number: 1080306**

Test Notes:
Sample time 1550. Sunny, 65 degrees F.

Low-Flow Readings:

Date Time	Elapsed Time	pH	Temperature	Specific Conductivity	RDO Concentration	Turbidity	ORP	Depth to Water	Flow
		+/- 0.1	+/- 3	+/- 5 %	+/- 10 %	+/- 10	+/- 25	+/- 0.3	
2/21/2024 3:25 PM	00:00	6.74 pH	19.89 °C	57.83 µS/cm	7.11 mg/L	2.13 NTU	112.3 mV	27.10 ft	125.00 ml/min
2/21/2024 3:30 PM	05:00	5.97 pH	18.05 °C	54.04 µS/cm	5.57 mg/L	1.02 NTU	143.4 mV	27.81 ft	125.00 ml/min
2/21/2024 3:35 PM	10:00	5.96 pH	17.77 °C	54.09 µS/cm	5.48 mg/L	1.30 NTU	142.6 mV	27.92 ft	125.00 ml/min
2/21/2024 3:40 PM	15:00	5.95 pH	17.64 °C	54.08 µS/cm	5.52 mg/L	1.07 NTU	113.5 mV	28.03 ft	125.00 ml/min
2/21/2024 3:45 PM	20:00	5.96 pH	17.66 °C	54.21 µS/cm	5.48 mg/L	1.05 NTU	112.1 mV	28.06 ft	125.00 ml/min
2/21/2024 3:50 PM	25:00	5.96 pH	17.59 °C	54.10 µS/cm	5.45 mg/L	1.02 NTU	111.4 mV	28.06 ft	125.00 ml/min

Samples

Sample ID:	Description:

Created using VuSitu from In-Situ, Inc.

Low-Flow Test Report:

Test Date / Time: 2/20/2024 4:15:33 PM
Project: Plant Wansley Landfill
Operator Name: A. Schnittker

Location Name: GWC-31 **Well Diameter: 2 in** **Casing Type: PVC** **Screen Length: 10 ft** **Top of Screen: 28.03 ft** **Total Depth: 38.03 ft** **Initial Depth to Water: 28.92 ft**	**Pump Type: Portable Bladder Pump** **Tubing Type: Poly** **Tubing Inner Diameter: 0.17 in** **Pump Intake From TOC: 36 ft** **Estimated Total Volume Pumped: 5 liter** **Flow Cell Volume: 90 ml** **Final Flow Rate: 100 ml/min** **Final Draw Down: 68 in**	**Instrument Used: Aqua TROLL 400** **Serial Number: 883546**

Test Notes:
Not sampled. Log 1 of 2.

Low-Flow Readings:

Date Time	Elapsed Time	pH	Temperature	Specific Conductivity	RDO Concentration	Turbidity	ORP	Depth to Water	Flow
		+/- 0.1	+/- 3	+/- 5 %	+/- 10 %	+/- 10	+/- 25	+/- 0.3	
2/20/2024 4:15 PM	00:00	5.67 pH	17.75 °C	39.61 µS/cm	8.34 mg/L	38.40 NTU	89.6 mV	28.92 ft	100.00 ml/min
2/20/2024 4:20 PM	05:00	6.05 pH	17.58 °C	40.62 µS/cm	9.27 mg/L	46.80 NTU	81.0 mV	29.40 ft	100.00 ml/min
2/20/2024 4:25 PM	10:00	6.23 pH	17.52 °C	41.15 µS/cm	9.34 mg/L	37.70 NTU	80.0 mV	29.90 ft	100.00 ml/min
2/20/2024 4:27 PM	12:24	6.30 pH	17.35 °C	41.45 µS/cm	9.43 mg/L	53.90 NTU	79.6 mV	30.50 ft	100.00 ml/min
2/20/2024 4:28 PM	12:45	6.31 pH	17.27 °C	41.51 µS/cm	9.46 mg/L	36.70 NTU	80.0 mV	31.40 ft	100.00 ml/min
2/20/2024 4:33 PM	17:45	6.41 pH	17.44 °C	41.86 µS/cm	9.45 mg/L	96.20 NTU	78.2 mV	32.50 ft	100.00 ml/min
2/20/2024 4:38 PM	22:45	6.52 pH	17.16 °C	42.45 µS/cm	9.21 mg/L	106.00 NTU	77.9 mV	32.80 ft	100.00 ml/min
2/20/2024 4:43 PM	27:45	6.59 pH	17.15 °C	42.83 µS/cm	9.07 mg/L	113.00 NTU	81.8 mV	33.10 ft	100.00 ml/min
2/20/2024 4:45 PM	29:51	6.60 pH	17.07 °C	43.22 µS/cm	9.09 mg/L	168.00 NTU	83.4 mV	33.80 ft	100.00 ml/min
2/20/2024 4:50 PM	34:51	6.67 pH	17.18 °C	44.00 µS/cm	9.12 mg/L	175.00 NTU	80.4 mV	34.60 ft	100.00 ml/min
2/20/2024 4:55 PM	39:51	6.74 pH	17.02 °C	43.84 µS/cm	9.14 mg/L	166.00 NTU	80.4 mV	34.60 ft	100.00 ml/min
2/20/2024 5:00 PM	44:51	6.77 pH	16.96 °C	42.95 µS/cm	8.95 mg/L	157.00 NTU	79.6 mV	34.60 ft	100.00 ml/min
2/20/2024 5:05 PM	49:51	6.62 pH	16.66 °C	42.93 µS/cm	9.25 mg/L	117.00 NTU	82.4 mV	34.60 ft	100.00 ml/min

Low-Flow Test Report:

Test Date / Time: 2/21/2024 4:00:34 PM
Project: Plant Wansley Landfill
Operator Name: A. Schnittker

Location Name: GWC-31 **Well Diameter: 2 in** **Casing Type: PVC** **Screen Length: 10 ft** **Top of Screen: 28.03 ft** **Total Depth: 38.03 ft** **Initial Depth to Water: 29.91 ft**	**Pump Type: Portable Bladder Pump** **Tubing Type: Poly** **Tubing Inner Diameter: 0.17 in** **Pump Intake From TOC: 36 ft** **Estimated Total Volume Pumped: 1 liter** **Flow Cell Volume: 90 ml** **Final Flow Rate: 50 ml/min** **Final Draw Down: 8 in**	**Instrument Used: Aqua TROLL 400** **Serial Number: 883546**

Test Notes:
Well purged dry 2-20-24. Allowed for overnight recharge. Sample time 1620 on 2-21-24. Sunny 60s.

Low-Flow Readings:

Date Time	Elapsed Time	pH	Temperature	Specific Conductivity	RDO Concentration	Turbidity	ORP	Depth to Water	Flow
		+/- 0.1	+/- 3	+/- 5 %	+/- 10 %	+/- 10	+/- 25	+/- 0.3	
2/21/2024 4:00 PM	00:00	6.93 pH	19.86 °C	43.28 µS/cm	7.06 mg/L	29.30 NTU	127.1 mV	29.91 ft	50.00 ml/min
2/21/2024 4:05 PM	05:00	6.58 pH	18.48 °C	55.26 µS/cm	8.65 mg/L	16.70 NTU	134.3 mV	30.20 ft	50.00 ml/min
2/21/2024 4:10 PM	10:00	6.64 pH	18.57 °C	55.51 µS/cm	8.48 mg/L	17.90 NTU	139.1 mV	30.40 ft	50.00 ml/min
2/21/2024 4:15 PM	15:00	6.70 pH	18.25 °C	55.49 µS/cm	8.56 mg/L	28.50 NTU	141.1 mV	30.60 ft	50.00 ml/min
2/21/2024 4:20 PM	20:00	6.72 pH	18.36 °C	55.16 µS/cm	9.26 mg/L	30.40 NTU	141.9 mV	30.60 ft	50.00 ml/min

Samples

Sample ID:	Description:

Created using VuSitu from In-Situ, Inc.

Low-Flow Test Report:

Test Date / Time: 2/20/2024 2:00:05 PM
Project: Plant Wansley Landfill
Operator Name: J. Berisford

Location Name: GWC-32 **Well Diameter: 2 in** **Casing Type: PVC** **Screen Length: 10 ft** **Top of Screen: 21.21 ft** **Total Depth: 31.21 ft** **Initial Depth to Water: 25.32 ft**	**Pump Type: Peristaltic Pump** **Tubing Type: Poly** **Tubing Inner Diameter: 0.17 in** **Pump Intake From TOC: 26 ft** **Estimated Total Volume Pumped: 20.1 liter** **Flow Cell Volume: 90 ml** **Final Flow Rate: 125 ml/min** **Final Draw Down: 58.5 in**	**Instrument Used: Aqua TROLL 400** **Serial Number: 1080307**

Test Notes:
Sunny, sample time-1600

Low-Flow Readings:

Date Time	Elapsed Time	pH	Temperature	Specific Conductivity	RDO Concentration	Turbidity	ORP	Depth to Water	Flow
		+/- 0.1	+/- 3	+/- 5 %	+/- 10 %	+/- 10	+/- 25	+/- 0.3	
2/20/2024 2:00 PM	00:00	6.64 pH	20.92 °C	77.25 µS/cm	8.65 mg/L	1.06 NTU	155.1 mV	25.32 ft	200.00 ml/min
2/20/2024 2:05 PM	05:00	6.28 pH	17.98 °C	69.56 µS/cm	8.01 mg/L	0.80 NTU	163.6 mV	25.80 ft	200.00 ml/min
2/20/2024 2:10 PM	10:00	6.29 pH	17.85 °C	69.01 µS/cm	8.36 mg/L	0.99 NTU	143.0 mV	26.30 ft	200.00 ml/min
2/20/2024 2:15 PM	15:00	6.29 pH	18.02 °C	69.60 µS/cm	8.45 mg/L	1.23 NTU	150.2 mV	26.70 ft	200.00 ml/min
2/20/2024 2:20 PM	20:00	6.29 pH	17.81 °C	69.71 µS/cm	8.67 mg/L	0.61 NTU	148.3 mV	27.00 ft	200.00 ml/min
2/20/2024 2:25 PM	25:00	6.28 pH	17.81 °C	69.96 µS/cm	8.80 mg/L	0.74 NTU	135.1 mV	27.40 ft	200.00 ml/min
2/20/2024 2:30 PM	30:00	6.28 pH	17.76 °C	70.80 µS/cm	8.45 mg/L	0.88 NTU	142.6 mV	27.70 ft	200.00 ml/min
2/20/2024 2:35 PM	35:00	6.27 pH	17.71 °C	70.78 µS/cm	8.20 mg/L	0.67 NTU	131.6 mV	28.00 ft	200.00 ml/min
2/20/2024 2:40 PM	40:00	6.27 pH	17.67 °C	71.52 µS/cm	7.63 mg/L	0.45 NTU	139.5 mV	28.40 ft	200.00 ml/min
2/20/2024 2:45 PM	45:00	6.27 pH	17.71 °C	72.15 µS/cm	7.47 mg/L	0.32 NTU	129.5 mV	28.60 ft	200.00 ml/min
2/20/2024 2:50 PM	50:00	6.26 pH	17.80 °C	72.83 µS/cm	7.19 mg/L	0.37 NTU	127.5 mV	28.80 ft	200.00 ml/min
2/20/2024 2:55 PM	55:00	6.25 pH	17.76 °C	73.29 µS/cm	7.52 mg/L	0.41 NTU	136.2 mV	29.00 ft	200.00 ml/min
2/20/2024 3:00 PM	01:00:00	6.26 pH	17.66 °C	73.01 µS/cm	7.33 mg/L	0.44 NTU	127.4 mV	29.30 ft	150.00 ml/min
2/20/2024 3:05 PM	01:05:00	6.26 pH	17.72 °C	73.37 µS/cm	6.34 mg/L	0.32 NTU	134.5 mV	29.50 ft	150.00 ml/min
2/20/2024 3:10 PM	01:10:00	6.25 pH	17.62 °C	72.37 µS/cm	7.00 mg/L	0.38 NTU	126.2 mV	29.70 ft	150.00 ml/min

2/20/2024 3:15 PM	01:15:00	6.24 pH	17.62 °C	65.47 µS/cm	6.46 mg/L	0.88 NTU	134.8 mV	29.90 ft	150.00 ml/min
2/20/2024 3:20 PM	01:20:00	6.27 pH	17.67 °C	71.52 µS/cm	7.64 mg/L	1.88 NTU	127.6 mV	29.90 ft	150.00 ml/min
2/20/2024 3:25 PM	01:25:00	6.27 pH	17.85 °C	70.92 µS/cm	7.78 mg/L	42.00 NTU	127.5 mV	29.90 ft	125.00 ml/min
2/20/2024 3:30 PM	01:30:00	6.27 pH	17.31 °C	70.80 µS/cm	6.00 mg/L	46.00 NTU	136.0 mV	30.00 ft	125.00 ml/min
2/20/2024 3:35 PM	01:35:00	6.27 pH	17.27 °C	70.67 µS/cm	5.59 mg/L	15.00 NTU	135.8 mV	30.10 ft	125.00 ml/min
2/20/2024 3:40 PM	01:40:00	6.27 pH	17.20 °C	71.71 µS/cm	5.56 mg/L	6.29 NTU	126.1 mV	30.10 ft	125.00 ml/min
2/20/2024 3:45 PM	01:45:00	6.25 pH	17.30 °C	71.75 µS/cm	5.78 mg/L	6.03 NTU	133.1 mV	30.20 ft	125.00 ml/min
2/20/2024 3:50 PM	01:50:00	6.26 pH	17.26 °C	72.99 µS/cm	4.70 mg/L	5.59 NTU	132.9 mV	30.20 ft	125.00 ml/min
2/20/2024 3:55 PM	01:55:00	6.25 pH	17.22 °C	72.06 µS/cm	4.66 mg/L	2.95 NTU	124.2 mV	30.20 ft	125.00 ml/min
2/20/2024 4:00 PM	02:00:00	6.25 pH	17.22 °C	72.74 µS/cm	4.68 mg/L	2.54 NTU	130.3 mV	30.20 ft	125.00 ml/min

Samples

Sample ID:	Description:

Low-Flow Test Report:

Test Date / Time: 2/20/2024 10:50:04 AM
Project: Plant Wansley Landfill
Operator Name: J. Berisford

Location Name: GWC-33 **Well Diameter: 2 in** **Casing Type: PVC** **Screen Length: 10 ft** **Top of Screen: 14.03 ft** **Total Depth: 24.03 ft** **Initial Depth to Water: 13.54 ft**	**Pump Type: Peristaltic Pump** **Tubing Type: Poly** **Tubing Inner Diameter: 0.17 in** **Pump Intake From TOC: 19 ft** **Estimated Total Volume Pumped: 20.3 liter** **Flow Cell Volume: 90 ml** **Final Flow Rate: 100 ml/min** **Final Draw Down: 107.5 in**	**Instrument Used: Aqua TROLL 400** **Serial Number: 1080307**

Test Notes:
Cloudy, sample time-1335

Low-Flow Readings:

Date Time	Elapsed Time	pH	Temperature	Specific Conductivity	RDO Concentration	Turbidity	ORP	Depth to Water	Flow
		+/- 0.1	+/- 3	+/- 5 %	+/- 10 %	+/- 10	+/- 25	+/- 0.3	
2/20/2024 10:50 AM	00:00	6.05 pH	17.17 °C	124.80 µS/cm	7.22 mg/L	2.05 NTU	183.7 mV	13.54 ft	125.00 ml/min
2/20/2024 10:55 AM	05:00	6.50 pH	16.14 °C	100.92 µS/cm	8.24 mg/L	1.97 NTU	179.9 mV	14.20 ft	125.00 ml/min
2/20/2024 11:00 AM	10:00	6.51 pH	16.19 °C	100.54 µS/cm	8.28 mg/L	1.80 NTU	156.1 mV	14.50 ft	125.00 ml/min
2/20/2024 11:05 AM	15:00	6.52 pH	16.37 °C	100.49 µS/cm	8.25 mg/L	2.04 NTU	150.6 mV	14.80 ft	125.00 ml/min
2/20/2024 11:10 AM	20:00	6.52 pH	16.40 °C	100.36 µS/cm	8.19 mg/L	2.44 NTU	146.8 mV	15.10 ft	125.00 ml/min
2/20/2024 11:15 AM	25:00	6.52 pH	16.36 °C	100.29 µS/cm	8.25 mg/L	2.68 NTU	144.1 mV	15.40 ft	125.00 ml/min
2/20/2024 11:20 AM	30:00	6.51 pH	16.46 °C	98.89 µS/cm	8.23 mg/L	3.11 NTU	142.0 mV	15.70 ft	125.00 ml/min
2/20/2024 11:25 AM	35:00	6.51 pH	16.38 °C	97.67 µS/cm	8.21 mg/L	3.09 NTU	140.0 mV	16.00 ft	125.00 ml/min
2/20/2024 11:30 AM	40:00	6.50 pH	16.23 °C	97.78 µS/cm	8.23 mg/L	2.66 NTU	138.4 mV	16.30 ft	125.00 ml/min
2/20/2024 11:35 AM	45:00	6.49 pH	16.40 °C	97.74 µS/cm	8.19 mg/L	2.59 NTU	137.1 mV	16.60 ft	125.00 ml/min
2/20/2024 11:40 AM	50:00	6.49 pH	16.53 °C	96.39 µS/cm	8.13 mg/L	2.65 NTU	135.8 mV	16.90 ft	125.00 ml/min
2/20/2024 11:45 AM	55:00	6.46 pH	16.74 °C	94.00 µS/cm	7.93 mg/L	2.07 NTU	135.1 mV	17.20 ft	125.00 ml/min
2/20/2024 11:50 AM	01:00:00	6.43 pH	16.78 °C	91.93 µS/cm	7.82 mg/L	1.35 NTU	134.6 mV	17.50 ft	125.00 ml/min
2/20/2024 11:55 AM	01:05:00	6.43 pH	16.74 °C	91.69 µS/cm	7.73 mg/L	1.89 NTU	132.8 mV	17.80 ft	125.00 ml/min
2/20/2024 12:00 PM	01:10:00	6.39 pH	16.68 °C	89.62 µS/cm	7.51 mg/L	1.00 NTU	132.7 mV	18.10 ft	125.00 ml/min

2/20/2024 12:05 PM	01:15:00	6.39 pH	16.82 °C	89.59 µS/cm	7.44 mg/L	0.61 NTU	132.2 mV	18.40 ft	125.00 ml/min
2/20/2024 12:10 PM	01:20:00	6.40 pH	17.04 °C	89.21 µS/cm	7.33 mg/L	1.11 NTU	131.8 mV	18.70 ft	125.00 ml/min
2/20/2024 12:15 PM	01:25:00	6.38 pH	17.18 °C	89.42 µS/cm	7.22 mg/L	0.84 NTU	140.8 mV	19.00 ft	125.00 ml/min
2/20/2024 12:20 PM	01:30:00	6.40 pH	17.12 °C	89.64 µS/cm	7.17 mg/L	1.07 NTU	132.5 mV	19.30 ft	125.00 ml/min
2/20/2024 12:25 PM	01:35:00	6.39 pH	17.17 °C	89.85 µS/cm	7.03 mg/L	1.24 NTU	131.6 mV	19.60 ft	125.00 ml/min
2/20/2024 12:30 PM	01:40:00	6.41 pH	17.30 °C	90.50 µS/cm	7.12 mg/L	0.89 NTU	130.4 mV	19.90 ft	125.00 ml/min
2/20/2024 12:35 PM	01:45:00	6.41 pH	17.33 °C	89.96 µS/cm	7.07 mg/L	1.06 NTU	130.0 mV	20.20 ft	125.00 ml/min
2/20/2024 12:40 PM	01:50:00	6.40 pH	17.26 °C	89.71 µS/cm	7.12 mg/L	0.72 NTU	129.3 mV	20.50 ft	125.00 ml/min
2/20/2024 12:45 PM	01:55:00	6.41 pH	17.45 °C	90.53 µS/cm	7.48 mg/L	0.80 NTU	128.6 mV	20.80 ft	125.00 ml/min
2/20/2024 12:50 PM	02:00:00	6.39 pH	17.82 °C	88.67 µS/cm	7.51 mg/L	0.79 NTU	128.1 mV	21.00 ft	125.00 ml/min
2/20/2024 12:55 PM	02:05:00	6.38 pH	17.85 °C	87.96 µS/cm	7.32 mg/L	1.11 NTU	127.7 mV	21.30 ft	125.00 ml/min
2/20/2024 1:00 PM	02:10:00	6.41 pH	17.83 °C	89.69 µS/cm	7.27 mg/L	1.06 NTU	127.2 mV	21.60 ft	125.00 ml/min
2/20/2024 1:05 PM	02:15:00	6.44 pH	17.86 °C	92.52 µS/cm	6.60 mg/L	0.38 NTU	126.5 mV	21.90 ft	125.00 ml/min
2/20/2024 1:10 PM	02:20:00	6.46 pH	17.87 °C	93.97 µS/cm	6.34 mg/L	1.78 NTU	125.8 mV	22.10 ft	125.00 ml/min
2/20/2024 1:15 PM	02:25:00	6.41 pH	18.15 °C	91.55 µS/cm	7.24 mg/L	2.43 NTU	128.0 mV	22.30 ft	125.00 ml/min
2/20/2024 1:20 PM	02:30:00	6.42 pH	18.16 °C	93.22 µS/cm	6.99 mg/L	2.98 NTU	135.8 mV	22.40 ft	125.00 ml/min
2/20/2024 1:25 PM	02:35:00	6.45 pH	18.29 °C	94.37 µS/cm	6.97 mg/L	1.20 NTU	128.4 mV	22.40 ft	100.00 ml/min
2/20/2024 1:30 PM	02:40:00	6.48 pH	18.08 °C	95.91 µS/cm	6.77 mg/L	1.03 NTU	126.9 mV	22.40 ft	100.00 ml/min
2/20/2024 1:35 PM	02:45:00	6.49 pH	17.97 °C	96.87 µS/cm	6.75 mg/L	0.66 NTU	125.5 mV	22.50 ft	100.00 ml/min

Samples

Sample ID:	Description:

Low-Flow Test Report:

Test Date / Time: 2/22/2024 9:48:13 AM
Project: Plant Wansley Landfill
Operator Name: D. Johnson

Location Name: GWC-34 **Well Diameter: 2 in** **Casing Type: PVC** **Screen Length: 10 ft** **Top of Screen: 40.91 ft** **Total Depth: 50.91 ft** **Initial Depth to Water: 3.96 ft**	**Pump Type: Peristaltic Pump** **Tubing Type: Poly** **Tubing Inner Diameter: 0.17 in** **Pump Intake From TOC: 46 ft** **Estimated Total Volume Pumped: 5.62 liter** **Flow Cell Volume: 90 ml** **Final Flow Rate: 225 ml/min** **Final Draw Down: 1.68 in**	**Instrument Used: Aqua TROLL 400** **Serial Number: 1080306**

Test Notes:
Sample time 1013. Sunny, 53 degrees F.

Low-Flow Readings:

Date Time	Elapsed Time	pH	Temperature	Specific Conductivity	RDO Concentration	Turbidity	ORP	Depth to Water	Flow
		+/- 0.1	+/- 3	+/- 5 %	+/- 10 %	+/- 10	+/- 25	+/- 0.3	
2/22/2024 9:48 AM	00:00	6.56 pH	11.39 °C	54.27 µS/cm	7.47 mg/L	0.60 NTU	121.9 mV	3.96 ft	225.00 ml/min
2/22/2024 9:53 AM	05:00	6.40 pH	12.71 °C	54.64 µS/cm	6.11 mg/L	0.35 NTU	103.1 mV	4.10 ft	225.00 ml/min
2/22/2024 9:58 AM	10:00	6.43 pH	13.30 °C	54.67 µS/cm	6.03 mg/L	0.29 NTU	117.0 mV	4.10 ft	225.00 ml/min
2/22/2024 10:03 AM	15:00	6.43 pH	13.78 °C	54.61 µS/cm	5.95 mg/L	0.33 NTU	117.1 mV	4.10 ft	225.00 ml/min
2/22/2024 10:08 AM	20:00	6.43 pH	14.17 °C	54.58 µS/cm	5.91 mg/L	0.30 NTU	117.1 mV	4.10 ft	225.00 ml/min
2/22/2024 10:13 AM	25:00	6.43 pH	14.69 °C	54.49 µS/cm	5.86 mg/L	0.30 NTU	117.1 mV	4.10 ft	225.00 ml/min

Samples

Sample ID:	Description:

Created using VuSitu from In-Situ, Inc.

Low-Flow Test Report:

Test Date / Time: 2/22/2024 9:50:17 AM
Project: Plant Wansley Landfill
Operator Name: A. Schnittker

Location Name: GWC-35 **Well Diameter: 2 in** **Casing Type: PVC** **Screen Length: 10 ft** **Top of Screen: 30.53 ft** **Total Depth: 40.53 ft** **Initial Depth to Water: 8.3 ft**	**Pump Type: Peristaltic Pump** **Tubing Type: Poly** **Tubing Inner Diameter: 0.17 in** **Pump Intake From TOC: 35 ft** **Estimated Total Volume Pumped: 13.6 liter** **Flow Cell Volume: 90 ml** **Final Flow Rate: 210 ml/min** **Final Draw Down: 1 in**	**Instrument Used: Aqua TROLL 400** **Serial Number: 883546**

Test Notes:
Sample time 1055. Sunny 50s. EB-07 here at 1000.

Low-Flow Readings:

Date Time	Elapsed Time	pH	Temperature	Specific Conductivity	RDO Concentration	Turbidity	ORP	Depth to Water	Flow
		+/- 0.1	+/- 3	+/- 5 %	+/- 10 %	+/- 10	+/- 25	+/- 0.3	
2/22/2024 9:50 AM	00:00	6.60 pH	15.06 °C	46.95 µS/cm	7.51 mg/L	2.50 NTU	110.5 mV	8.30 ft	210.00 ml/min
2/22/2024 9:55 AM	05:00	6.22 pH	16.10 °C	45.99 µS/cm	7.23 mg/L	2.29 NTU	112.5 mV	8.40 ft	210.00 ml/min
2/22/2024 10:00 AM	10:00	6.15 pH	16.22 °C	45.77 µS/cm	7.17 mg/L	1.97 NTU	115.1 mV	8.40 ft	210.00 ml/min
2/22/2024 10:05 AM	15:00	6.11 pH	16.41 °C	45.77 µS/cm	7.14 mg/L	1.86 NTU	116.1 mV	8.40 ft	210.00 ml/min
2/22/2024 10:10 AM	20:00	6.04 pH	16.67 °C	46.41 µS/cm	6.64 mg/L	1.55 NTU	132.1 mV	8.40 ft	210.00 ml/min
2/22/2024 10:15 AM	25:00	5.89 pH	16.89 °C	48.00 µS/cm	5.73 mg/L	1.71 NTU	129.9 mV	8.40 ft	210.00 ml/min
2/22/2024 10:20 AM	30:00	5.82 pH	17.02 °C	50.17 µS/cm	5.35 mg/L	1.65 NTU	133.1 mV	8.40 ft	210.00 ml/min
2/22/2024 10:25 AM	35:00	5.61 pH	17.24 °C	55.29 µS/cm	3.23 mg/L	1.12 NTU	131.7 mV	8.40 ft	210.00 ml/min
2/22/2024 10:30 AM	40:00	5.60 pH	17.29 °C	57.15 µS/cm	3.38 mg/L	0.65 NTU	130.6 mV	8.40 ft	210.00 ml/min
2/22/2024 10:35 AM	45:00	5.55 pH	17.30 °C	58.16 µS/cm	2.85 mg/L	0.79 NTU	128.1 mV	8.40 ft	210.00 ml/min
2/22/2024 10:40 AM	50:00	5.52 pH	17.52 °C	58.81 µS/cm	2.58 mg/L	0.75 NTU	127.4 mV	8.40 ft	210.00 ml/min
2/22/2024 10:45 AM	55:00	5.57 pH	17.93 °C	56.30 µS/cm	2.91 mg/L	0.67 NTU	125.6 mV	8.40 ft	210.00 ml/min
2/22/2024 10:50 AM	01:00:00	5.54 pH	17.75 °C	58.04 µS/cm	2.71 mg/L	0.51 NTU	124.3 mV	8.40 ft	210.00 ml/min
2/22/2024 10:55 AM	01:05:00	5.56 pH	17.54 °C	56.76 µS/cm	2.87 mg/L	0.49 NTU	123.4 mV	8.40 ft	210.00 ml/min

Low-Flow Test Report:

Test Date / Time: 2/21/2024 12:40:07 PM
Project: Plant Wansley Landfill
Operator Name: B. Maxwell

Location Name: SWA-1	Flow Cell Volume: 90 ml	Instrument Used: Aqua TROLL 400 Serial Number: 965678

Test Notes:
Sample time 1241. Sunny 60s

Low-Flow Readings:

Date Time	Elapsed Time	pH	Temperature	Specific Conductivity	RDO Concentration	Turbidity	ORP	Depth to Water
		+/- 0.1	+/- 3	+/- 5 %	+/- 10 %	+/- 10	+/- 25	+/- 5
2/21/2024 12:40 PM	00:00	6.28 pH	15.35 °C	38.52 µS/cm	9.19 mg/L	8.32 NTU	80.2 mV	
2/21/2024 12:41 PM	01:00	6.27 pH	14.85 °C	38.22 µS/cm	9.65 mg/L	8.32 NTU	81.1 mV	

Samples

Sample ID:	Description:

Created using VuSitu from In-Situ, Inc.

Low-Flow Test Report:

Test Date / Time: 2/21/2024 11:48:13 AM
Project: Plant Wansley Landfill
Operator Name: B. Maxwell

Location Name: SWC-3	Flow Cell Volume: 90 ml	Instrument Used: Aqua TROLL 400 Serial Number: 965678

Test Notes:
Sample time 1149. Sunny 50s

Low-Flow Readings:

Date Time	Elapsed Time	pH	Temperature	Specific Conductivity	RDO Concentration	Turbidity	ORP	Depth to Water
		+/- 0.1	+/- 3	+/- 5 %	+/- 10 %	+/- 10	+/- 25	+/- 5
2/21/2024 11:48 AM	00:00	5.51 pH	16.94 °C	460.96 µS/cm	3.71 mg/L	1.32 NTU	103.7 mV	
2/21/2024 11:49 AM	01:00	5.55 pH	17.02 °C	457.81 µS/cm	3.22 mg/L	1.32 NTU	99.8 mV	

Samples

Sample ID:	Description:

Created using VuSitu from In-Situ, Inc.

Low-Flow Test Report:

Test Date / Time: 2/21/2024 10:39:05 AM
Project: Plant Wansley Landfill
Operator Name: B. Maxwell

Location Name: SWC-5	Flow Cell Volume: 90 ml	Instrument Used: Aqua TROLL 400 Serial Number: 965678

Test Notes:
Sample time 1040. Sunny 50s.

Low-Flow Readings:

Date Time	Elapsed Time	pH	Temperature	Specific Conductivity	RDO Concentration	Turbidity	ORP	Depth to Water
		+/- 0.1	+/- 3	+/- 5 %	+/- 10 %	+/- 10	+/- 25	+/- 5
2/21/2024 10:39 AM	00:00	5.43 pH	17.47 °C	247.96 µS/cm	5.25 mg/L	0.53 NTU	159.7 mV	
2/21/2024 10:40 AM	01:00	5.45 pH	17.59 °C	233.89 µS/cm	5.00 mg/L	0.53 NTU	158.8 mV	

Samples

Sample ID:	Description:

Created using VuSitu from In-Situ, Inc.

Low-Flow Test Report:

Test Date / Time: 2/21/2024 11:07:12 AM
Project: Plant Wansley Landfill
Operator Name: B.Maxwell

Location Name: SWA-6	Flow Cell Volume: 90 ml	Instrument Used: Aqua TROLL 400 Serial Number: 965678

Test Notes:
Sample time 1108. Sunny 50s.

Low-Flow Readings:

Date Time	Elapsed Time	pH	Temperature	Specific Conductivity	RDO Concentration	Turbidity	ORP	Depth to Water
		+/- 0.1	+/- 3	+/- 5 %	+/- 10 %	+/- 10	+/- 25	+/- 0
2/21/2024 11:07 AM	00:00	5.88 pH	12.67 °C	54.94 µS/cm		7.68 NTU	144.4 mV	
2/21/2024 11:08 AM	01:00	5.91 pH	12.27 °C	55.36 µS/cm	10.43 mg/L	7.68 NTU	143.3 mV	

Samples

Sample ID:	Description:

Created using VuSitu from In-Situ, Inc.

Low-Flow Test Report:

Test Date / Time: 2/21/2024 1:31:22 PM
Project: Plant Wansley Landfill
Operator Name: B. Maxwell

Location Name: SWC-7	Flow Cell Volume: 90 ml	Instrument Used: Aqua TROLL 400 Serial Number: 965678

Test Notes:
Sample time 1332. Sunny 60s

Low-Flow Readings:

Date Time	Elapsed Time	pH	Temperature	Specific Conductivity	RDO Concentration	Turbidity	ORP	Depth to Water
		+/- 0.1	+/- 3	+/- 5 %	+/- 10 %	+/- 10	+/- 25	+/- 5
2/21/2024 1:31 PM	00:00	6.43 pH	14.72 °C	60.13 µS/cm	11.42 mg/L	6.47 NTU	85.6 mV	
2/21/2024 1:32 PM	01:00	6.46 pH	14.87 °C	59.95 µS/cm	11.50 mg/L	6.47 NTU	84.8 mV	

Samples

Sample ID:	Description:

Created using VuSitu from In-Situ, Inc.

APPENDIX A

Daily Instrument Calibration Logs
February 2024 Monitoring Event

Field Instrumentation Calibration Form

Atlantic Coast Consulting, Inc.

Site Name: Plant Wansley LF Date: 2/14/24

Calibrated By: D. JOHNSON Field Conditions: Sunny, 42°F

Instrument	Manufactuer/ Model	Serial Number
Water Quality Meter	Troll 400	883546
Turbidity Meter	Hach	230600C000290

Calibration Standard Information				
Parameter	**Standard**	**Lot #**	**Date of Expiration**	**Brand**
D.O. (%)	N/A	—	—	New DI
pH (SU)	4.00	3GJ00143	10/25	Pine
pH (SU)	7.00	3GJ0918	10/25	
pH (SU)	10.00	3GJ0041	10/25	
Specific Conductance (µS/cm)	1,413	3GJ5727	10/24	
ORP (mV)	240.0	3GL0404	9/24	

	Standard	**Lot #**	**Date of Expiration**	**Brand**
Turbidity (NTU)	0	—	—	New DI
	10	A3173	9/24	Hach
	20	A3187	10/24	Hach
	100	A3186	10/24	Hach

Calibration					
Time Start: 0850		**Time Finish:** 0905			
Parameter	**Standard**	**Calibration Value**	**Calibration Solution Temperature (°C)**	**Acceptance Criteria**	**Reference**
D.O. (%)	N/A	101.5	8.50	± 10%	EPA 2023
pH (SU)	4.00	4.00	6.73	± 0.1	GWMP
pH (SU)	7.00	7.06	6.67	± 0.1	GWMP
pH (SU)	10.00	10.14	6.60	± 0.1	GWMP
Specific Conductance (µS/cm)	1,413	1493	6.60	± 10% of standard	NA
ORP (mV)	240.0	253	6.61	± 10	EPA 2023

	Standard	**Calibration Value**	**Acceptance Criteria**	**Reference**
Turbidity (NTU)	0	0.20	± 10% of standard	EPA 2023
	10	9.98		
	20	19.6		
	100	101		

Calibration Check					
Time Start 1245		**Time Finish** 1255			
Parameter	**Standard**	**Calibration Value**	**Calibration Solution Temperature (°C)**	**Acceptance Criteria**	**Reference**
pH (SU)	4.00	4.01	11.2	± 0.1	GWMP
pH (SU)	7.00	7.03	11.2	± 0.1	GWMP
pH (SU)	10.00	10.0	11.1	± 0.1	GWMP
Specific Conductance (µS/cm)	1,413	1420	11.3	± 10% of standard	EPA 2023

	Standard	**Calibration Value**	**Acceptance Criteria**	**Reference**
Turbidity (NTU)	0	0.13	± 10% of standard	EPA 2023
	10	10.2		
	20	20.0		
	100	100		

Notes:

Field Instrumentation Calibration Form

Atlantic Coast Consulting, Inc.

Site Name: Wansley LF Date: 2/19/2024

Calibrated By: D. Johnson Field Conditions: Sunny, 52°F

Instrument	Manufactuer/ Model	Serial Number
Water Quality Meter	Troll	1080306
Turbidity Meter	HACH	23060 Duo 240

Calibration Standard Information				
Parameter	**Standard**	**Lot #**	**Date of Expiration**	**Brand**
D.O. (%)	N/A	—	—	new DI
pH (SU)	4.00	3GJ00493	10/25	Pine
pH (SU)	7.00	3GJ00918	10/25	↓
pH (SU)	10.00	3GJ00491	10/25	↓
Specific Conductance (µS/cm)	1,413	3GJ00727	10/24	↓
ORP (mV)	240.0	3GL04104	9/24	↓

	Standard	**Lot #**	**Date of Expiration**	**Brand**
Turbidity (NTU)	0	—	—	new DI
	10	A3173	9/24	Hach
	20	A3187	10/24	↓
	100	A3186	10/24	↓

Calibration					
Time Start: 1200		**Time Finish:** 1215			
Parameter	**Standard**	**Calibration Value**	**Calibration Solution Temperature (°C)**	**Acceptance Criteria**	**Reference**
D.O. (%)	N/A	100.2	20.0	± 10%	EPA 2023
pH (SU)	4.00	4.00	11.83	± 0.1	GWMP
pH (SU)	7.00	7.06	12.17	± 0.1	GWMP
pH (SU)	10.00	10.14	11.65	± 0.1	GWMP
Specific Conductance (µS/cm)	1,413	1489	25.0	± 10% of standard	NA
ORP (mV)	240.0	250.9	13.57	± 10	EPA 2023

	Standard	**Calibration Value**	**Acceptance Criteria**	**Reference**
Turbidity (NTU)	0	0.15	± 10% of standard	EPA 2023
	10	10.5		
	20	20.2		
	100	99.1		

Calibration Check					
Time Start		**Time Finish**			
Parameter	**Standard**	**Calibration Value**	**Calibration Solution Temperature (°C)**	**Acceptance Criteria**	**Reference**
pH (SU)	4.00			± 0.1	GWMP
pH (SU)	7.00			± 0.1	GWMP
pH (SU)	10.00			± 0.1	GWMP
Specific Conductance (µS/cm)	1,413			± 10% of standard	EPA 2023

	Standard	**Calibration Value**	**Acceptance Criteria**	**Reference**
Turbidity (NTU)	0		± 10% of standard	EPA 2023
	10			
	20			
	100			

Notes:

Field Instrumentation Calibration Form

ATLANTIC COAST CONSULTING, INC.

Site Name: Wansley LF Date: 2/20/2024

Calibrated By: D. Johnson Field Conditions: Sunny, 40° F

Instrument	Manufactuer/ Model	Serial Number
Water Quality Meter	troll	1080306
Turbidity Meter	hach	230100000290

Calibration Standard Information				
Parameter	**Standard**	**Lot #**	**Date of Expiration**	**Brand**
D.O. (%)	N/A	—	—	New DI
pH (SU)	4.00	3GJ00443	10/25	~~Thermo~~ Fisher
pH (SU)	7.00	3GJ00918	10/25	|
pH (SU)	10.00	3GJ00441	10/25	|
Specific Conductance (µS/cm)	1,413	3GJ00727	10/24	|
ORP (mV)	240.0	3GL01404	9/24	|

	Standard	**Lot #**	**Date of Expiration**	**Brand**
Turbidity (NTU)	0	—	—	New DI
	10	A3173	9/24	Hach
	20	A3187	10/24	|
	100	A3186	10/24	|

Calibration					
Time Start: 0850		**Time Finish:** 0905			
Parameter	**Standard**	**Calibration Value**	**Calibration Solution Temperature (°C)**	**Acceptance Criteria**	**Reference**
D.O. (%)	N/A	94.9	3.47	± 10%	EPA 2023
pH (SU)	4.00	4.00	3.15	± 0.1	GWMP
pH (SU)	7.00	7.06	3.08	± 0.1	GWMP
pH (SU)	10.00	10.14	3.20	± 0.1	GWMP
Specific Conductance (µS/cm)	1,413	1164	11.83	± 10% of standard	NA
ORP (mV)	240.0	262	3.38	± 10	EPA 2023

	Standard	**Calibration Value**	**Acceptance Criteria**	**Reference**
Turbidity (NTU)	0	0.14	± 10% of standard	EPA 2023
	10	10.9		
	20	19.8		
	100	97.1		

Calibration Check					
Time Start 1320		**Time Finish** 1330			
Parameter	**Standard**	**Calibration Value**	**Calibration Solution Temperature (°C)**	**Acceptance Criteria**	**Reference**
pH (SU)	4.00	4.01	18.1	± 0.1	GWMP
pH (SU)	7.00	7.00	18.2	± 0.1	GWMP
pH (SU)	10.00	10.03	18.1	± 0.1	GWMP
Specific Conductance (µS/cm)	1,413	1420	18.0	± 10% of standard	EPA 2023

	Standard	**Calibration Value**	**Acceptance Criteria**	**Reference**
Turbidity (NTU)	0	0.11	± 10% of standard	EPA 2023
	10	10.1		
	20	19.9		
	100	100		

Notes:

Field Instrumentation Calibration Form

ATLANTIC COAST CONSULTING, INC.

Site Name: Wansley LF Date: 2/29/24

Calibrated By: D. Johnson Field Conditions: Sunny, 41°F

Instrument	Manufactuer/ Model	Serial Number
Water Quality Meter	troll	1080306
Turbidity Meter	hach	23010D000290

Calibration Standard Information				
Parameter	**Standard**	**Lot #**	**Date of Expiration**	**Brand**
D.O. (%)	N/A	—	—	New DI
pH (SU)	4.00	3650043	10/25	Air
pH (SU)	7.00	3650918	10/25	"
pH (SU)	10.00	3650041	10/25	"
Specific Conductance (µS/cm)	1,413	3650727	10/24	"
ORP (mV)	240.0	3610404	9/24	"

	Standard	**Lot #**	**Date of Expiration**	**Brand**
Turbidity (NTU)	0	—	—	New DI
	10	A3173	9/24	Hach
	20	A3187	10/24	"
	100	A3186	10/24	"

Calibration					
Time Start: 0900		**Time Finish:** 0915			
Parameter	**Standard**	**Calibration Value**	**Calibration Solution Temperature (°C)**	**Acceptance Criteria**	**Reference**
D.O. (%)	N/A	102.7	4.68	± 10%	EPA 2023
pH (SU)	4.00	4.00	1.84	± 0.1	GWMP
pH (SU)	7.00	7.06	~~2.22~~ 1.62	± 0.1	GWMP
pH (SU)	10.00	10.14	2.22	± 0.1	GWMP
Specific Conductance (µS/cm)	1,413	1440	3.99	± 10% of standard	NA
ORP (mV)	240.0	259	1.78	± 10	EPA 2023

	Standard	**Calibration Value**	**Acceptance Criteria**	**Reference**
Turbidity (NTU)	0	0.13	± 10% of standard	EPA 2023
	10	10.1		
	20	20.1		
	100	101		

Calibration Check					
Time Start 1200		**Time Finish** 1210			
Parameter	**Standard**	**Calibration Value**	**Calibration Solution Temperature (°C)**	**Acceptance Criteria**	**Reference**
pH (SU)	4.00	4.00	14.2	± 0.1	GWMP
pH (SU)	7.00	7.02	14.0	± 0.1	GWMP
pH (SU)	10.00	10.07	14.0	± 0.1	GWMP
Specific Conductance (µS/cm)	1,413	1438	13.8	± 10% of standard	EPA 2023

	Standard	**Calibration Value**	**Acceptance Criteria**	**Reference**
Turbidity (NTU)	0	0.10	± 10% of standard	EPA 2023
	10	10.0		
	20	20.1		
	100	100		

Notes:

Field Instrumentation Calibration Form

ATLANTIC COAST CONSULTING, INC.

Site Name: Wansley LF Date: 2/22/24

Calibrated By: D. JOHNSON Field Conditions: Sunny, 46° F

Instrument	Manufactuer/ Model	Serial Number
Water Quality Meter	troll	1080306
Turbidity Meter	hach	23060D000290

Calibration Standard Information				
Parameter	**Standard**	**Lot #**	**Date of Expiration**	**Brand**
D.O. (%)	N/A	—	—	new DI
pH (SU)	4.00	3GJ00043	10/25	Air
pH (SU)	7.00	3GJ00918	10/25	"
pH (SU)	10.00	3GJ00041	10/25	"
Specific Conductance (µS/cm)	1,413	3GJ00727	10/24	"
ORP (mV)	240.0	3GL04404	9/24	"

	Standard	**Lot #**	**Date of Expiration**	**Brand**
Turbidity (NTU)	0	—	—	new DI
	10	A3173	9/24	hach
	20	A3183	10/24	"
	100	A3186	10/24	"

Calibration					
Time Start: 0850		**Time Finish:** 0905			
Parameter	**Standard**	**Calibration Value**	**Calibration Solution Temperature (°C)**	**Acceptance Criteria**	**Reference**
D.O. (%)	N/A	98.32	9.98	± 10%	EPA 2023
pH (SU)	4.00	11.07	9.50	± 0.1	GWMP
pH (SU)	7.00	7.02	9.42	± 0.1	GWMP
pH (SU)	10.00	10.05	9.56	± 0.1	GWMP
Specific Conductance (µS/cm)	1,413	1424	10.2	± 10% of standard	NA
ORP (mV)	240.0	245	9.51	± 10	EPA 2023

	Standard	**Calibration Value**	**Acceptance Criteria**	**Reference**
Turbidity (NTU)	0	0.04	± 10% of standard	EPA 2023
	10	10.5		
	20	20.2		
	100	99.5		

Calibration Check					
Time Start		**Time Finish**			
Parameter	**Standard**	**Calibration Value**	**Calibration Solution Temperature (°C)**	**Acceptance Criteria**	**Reference**
pH (SU)	4.00			± 0.1	GWMP
pH (SU)	7.00			± 0.1	GWMP
pH (SU)	10.00			± 0.1	GWMP
Specific Conductance (µS/cm)	1,413			± 10% of standard	EPA 2023

	Standard	**Calibration Value**	**Acceptance Criteria**	**Reference**
Turbidity (NTU)	0		± 10% of standard	EPA 2023
	10			
	20			
	100			

Notes:

Field Instrumentation Calibration Form

Atlantic Coast Consulting, Inc.

Site Name: Wensley LF Date: 2/19/24

Calibrated By: J. Bermudez Field Conditions: Sunny

Instrument	Manufactuer/ Model	Serial Number
Water Quality Meter	AquaTroll	1080307
Turbidity Meter	HACH 2100Q	23060D000334

Calibration Standard Information				
Parameter	**Standard**	**Lot #**	**Date of Expiration**	**Brand**
D.O. (%)	N/A	—	—	—
pH (SU)	4.00	3651090	10/25	Pine
pH (SU)	7.00	3650918	10/25	Pine
pH (SU)	10.00	3660538	7/25	Pine
Specific Conductance (µS/cm)	1,413	3650727	10/24	Pine
ORP (mV)	240.0	3640040	8/24	Pine

	Standard	**Lot #**	**Date of Expiration**	**Brand**
Turbidity (NTU)	0	N/A	DI H2O	—
	10	A3292	11/24	HACH
	20	A3261	12/24	HACH
	100	A3256	12/24	HACH

Calibration					
Time Start: 1200		**Time Finish:** 1219			
Parameter	**Standard**	**Calibration Value**	**Calibration Solution Temperature (°C)**	**Acceptance Criteria**	**Reference**
D.O. (%)	N/A	99.7	14.3	± 10%	EPA 2023
pH (SU)	4.00	4.00	14.83	± 0.1	GWMP
pH (SU)	7.00	7.02	14.85	± 0.1	GWMP
pH (SU)	10.00	10.11	14.57	± 0.1	GWMP
Specific Conductance (µS/cm)	~~1,413~~ 1284	1278	15143	± 10% of standard	NA
ORP (mV)	~~240.0~~ 239	239	17.53	± 10	EPA 2023

	Standard	**Calibration Value**	**Acceptance Criteria**	**Reference**
Turbidity (NTU)	0	0.19	± 10% of standard	EPA 2023
	10	10.4		
	20	19.5		
	100	99.3		

Calibration Check					
Time Start		**Time Finish**			
Parameter	**Standard**	**Calibration Value**	**Calibration Solution Temperature (°C)**	**Acceptance Criteria**	**Reference**
pH (SU)	4.00			± 0.1	GWMP
pH (SU)	7.00			± 0.1	GWMP
pH (SU)	10.00			± 0.1	GWMP
Specific Conductance (µS/cm)	1,413			± 10% of standard	EPA 2023

	Standard	**Calibration Value**	**Acceptance Criteria**	**Reference**
Turbidity (NTU)	0		± 10% of standard	EPA 2023
	10			
	20			
	100			

Notes:

Field Instrumentation Calibration Form

ATLANTIC COAST CONSULTING, INC.

Site Name: Wansley LF

Date: 2/20/24

Calibrated By: J. Brisbford

Field Conditions: Sunny

Instrument	Manufactuer/ Model	Serial Number
Water Quality Meter	AquaTroll	1080307
Turbidity Meter	HACH2100Q	23060D000334

Calibration Standard Information				
Parameter	**Standard**	**Lot #**	**Date of Expiration**	**Brand**
D.O. (%)	N/A	—	—	—
pH (SU)	4.00	36J1090	10/25	Pine
pH (SU)	7.00	36J0918	10/25	Pine
pH (SU)	10.00	3660538	7/25	Pine
Specific Conductance (µS/cm)	1,413	3650727	10/24	Pine
ORP (mV)	240.0	362040	8/24	Pine

	Standard	Lot #	Date of Expiration	Brand
Turbidity (NTU)	0	NA	DI H_2O	—
	10	A3292	11/24	HACH
	20	A3261	12/24	HACH
	100	A3256	12/24	HACH

Calibration					
Time Start: 0918		Time Finish: 0932			
Parameter	**Standard**	**Calibration Value**	**Calibration Solution Temperature (°C)**	**Acceptance Criteria**	**Reference**
D.O. (%)	N/A	100.7	6.73	± 10%	EPA 2023
pH (SU)	4.00	4.00	8.25	± 0.1	GWMP
pH (SU)	7.00	7.06	10.01	± 0.1	GWMP
pH (SU)	10.00	10.14	9.12	± 0.1	GWMP
Specific Conductance (µS/cm)	~~1,413~~ 1284	1282	9.91	± 10% of standard	NA
ORP (mV)	~~240.0~~ 247	247	10.74	± 10	EPA 2023

	Standard	Calibration Value	Acceptance Criteria	Reference
Turbidity (NTU)	0	0.14	± 10% of standard	EPA 2023
	10	~~20.4~~ 10.6		
	20	20.4		
	100	101		

Calibration Check					
Time Start 1341		Time Finish 1350			
Parameter	**Standard**	**Calibration Value**	**Calibration Solution Temperature (°C)**	**Acceptance Criteria**	**Reference**
pH (SU)	4.00	4.07	15.72	± 0.1	GWMP
pH (SU)	7.00	7.06	15.78	± 0.1	GWMP
pH (SU)	10.00	10.08	15.62	± 0.1	GWMP
Specific Conductance (µS/cm)	~~1,413~~ 1284	1337	15.89	± 10% of standard	EPA 2023

	Standard	Calibration Value	Acceptance Criteria	Reference
Turbidity (NTU)	0	0.20	± 10% of standard	EPA 2023
	10	10.4		
	20	20.2		
	100	103		

Notes:

Field Instrumentation Calibration Form

ATLANTIC COAST CONSULTING, INC.

Site Name: Wansley LF Date: 2/14/24

Calibrated By: A Schnittker Field Conditions: Sunny 30s

Instrument	Manufactuer/ Model	Serial Number
Water Quality Meter	AquaTroll 400	1080307
Turbidity Meter	Hach 2100 Q	23060D000334

Calibration Standard Information				
Parameter	Standard	Lot #	Date of Expiration	Brand
D.O. (%)	N/A	NA	NA	Fresh DI Water
pH (SU)	4.00	3GC916	03/25	PINE
pH (SU)	7.00	3GD1214	04/25	PINE
pH (SU)	10.00	2GK553	11/24	PINE
Specific Conductance (µS/cm)	1,413	3GD350	04/24	PINE
ORP (mV)	240.0	3GH0038	05/24	PINE

	Standard	Lot #	Date of Expiration	Brand
Turbidity (NTU)	0	NA	NA	Fresh DI Water
	10	A3[illegible]42	10/24	HACH
	20	A3187	10/24	HACH
	100	A3186	10/24	HACH

Calibration					
Time Start: 0855		Time Finish: 0925			
Parameter	Standard	Calibration Value	Calibration Solution Temperature (°C)	Acceptance Criteria	Reference
D.O. (%)	N/A	100.41	2.04	± 10%	EPA 2023
pH (SU)	4.00	4.00	2.21	± 0.1	GWMP
pH (SU)	7.00	7.06	2.26	± 0.1	GWMP
pH (SU)	10.00	10.14	2.31	± 0.1	GWMP
Specific Conductance (µS/cm)	~~1413~~ 1284	1239.4	2.93	± 10% of standard	NA
ORP (mV)	~~240.0~~ 258	256.4	2.72	± 10	EPA 2023

	Standard	Calibration Value	Acceptance Criteria	Reference
Turbidity (NTU)	0	0.13	± 10% of standard	EPA 2023
	10	10.4		
	20	20.2		
	100	101		

Calibration Check					
Time Start 1320		Time Finish 1320			
Parameter	Standard	Calibration Value	Calibration Solution Temperature (°C)	Acceptance Criteria	Reference
pH (SU)	4.00	4.07	16.04	± 0.1	GWMP
pH (SU)	7.00	7.02	15.91	± 0.1	GWMP
pH (SU)	10.00	10.08	16.72	± 0.1	GWMP
Specific Conductance (µS/cm)	~~1,413~~ 1284	1281.3	16.51	± 10% of standard	EPA 2023

	Standard	Calibration Value	Acceptance Criteria	Reference
Turbidity (NTU)	0	0.27	± 10% of standard	EPA 2023
	10	10.2		
	20	20.7		
	100	100		

Notes:

Field Instrumentation Calibration Form

ATLANTIC COAST CONSULTING, INC.

Site Name: Wansley LF

Date: 2/19/23

Calibrated By: A Schnitker

Field Conditions: Sunny 50s

Instrument	Manufactuer/ Model	Serial Number
Water Quality Meter	Aquatroll 400	883546
Turbidity Meter	Hach 2100Q	15040C040490

Calibration Standard Information				
Parameter	Standard	Lot #	Date of Expiration	Brand
D.O. (%)	N/A	NA	NA	Fresh DI Water
pH (SU)	4.00	36C916	03/25	PINE
pH (SU)	7.00	36D1214	04/25	PINE
pH (SU)	10.00	26K553	11/24	PINE
Specific Conductance (µS/cm)	1,413	36D350	04/24	PINE
ORP (mV)	240.0	36H0038	05/24	PINE

	Standard	Lot #	Date of Expiration	Brand
Turbidity (NTU)	0	NA	NA	Fresh DI Water
	10	A3241	11/24	HACH
	20	A3261	12/24	HACH
	100	A3256	12/24	HACH

Calibration					
Time Start: 1245		Time Finish: 1310			
Parameter	Standard	Calibration Value	Calibration Solution Temperature (°C)	Acceptance Criteria	Reference
D.O. (%)	N/A	101.32	13.92	± 10%	EPA 2023
pH (SU)	4.00	4.00	15.46	± 0.1	GWMP
pH (SU)	7.00	7.04	16.26	± 0.1	GWMP
pH (SU)	10.00	10.11	15.46	± 0.1	GWMP
Specific Conductance (µS/cm)	1,413 1284	1256.7	17.15	± 10% of standard	NA
ORP (mV)	240.0	237.6	17.21	± 10	EPA 2023

	Standard	Calibration Value	Acceptance Criteria	Reference
Turbidity (NTU)	0	0.09	± 10% of standard	EPA 2023
	10	9.41		
	20	20.4		
	100	100		

Calibration Check					
Time Start NA		Time Finish NA			
Parameter	Standard	Calibration Value	Calibration Solution Temperature (°C)	Acceptance Criteria	Reference
pH (SU)	4.00	NA	NA	± 0.1	GWMP
pH (SU)	7.00	|	|	± 0.1	GWMP
pH (SU)	10.00	|	|	± 0.1	GWMP
Specific Conductance (µS/cm)	1,413	|	|	± 10% of standard	EPA 2023

	Standard	Calibration Value	Acceptance Criteria	Reference
Turbidity (NTU)	0	NA	± 10% of standard	EPA 2023
	10	|		
	20	|		
	100			

Notes:

Field Instrumentation Calibration Form

ATLANTIC COAST CONSULTING, INC.

Site Name: Wansley LF Date: 2/20/24

Calibrated By: A Schnitker Field Conditions: Sunny 40s

Instrument	Manufactuer/ Model	Serial Number
Water Quality Meter	AquaTroll 400	883546
Turbidity Meter	Hach 2100	15040C040490

Calibration Standard Information				
Parameter	Standard	Lot #	Date of Expiration	Brand
D.O. (%)	N/A	NA	NA	Fresh DI Water
pH (SU)	4.00	36C916	03/25	PINE
pH (SU)	7.00	36D1214	04/25	PINE
pH (SU)	10.00	26K553	11/24	PINE
Specific Conductance (µS/cm)	1,413	36D350	04/24	PINE
ORP (mV)	240.0	36H0038	05/24	PINE

	Standard	Lot #	Date of Expiration	Brand
Turbidity (NTU)	0	NA	NA	Fresh DI Water
	10	A3241	11/24	HACH
	20	A3261	12/24	HACH
	100	A3256	12/24	HACH

Calibration					
Time Start: 0855		Time Finish: 0915			
Parameter	Standard	Calibration Value	Calibration Solution Temperature (°C)	Acceptance Criteria	Reference
D.O. (%)	N/A	96.93	8.66	± 10%	EPA 2023
pH (SU)	4.00	4.00	3.12	± 0.1	GWMP
pH (SU)	7.00	7.06	2.70	± 0.1	GWMP
pH (SU)	10.00	10.14	3.21	± 0.1	GWMP
Specific Conductance (µS/cm)	~~1,413~~ 1284	1280.2	2.39	± 10% of standard	NA
ORP (mV)	~~240.0~~ 258	261.4	2.63	± 10	EPA 2023

	Standard	Calibration Value	Acceptance Criteria	Reference
Turbidity (NTU)	0	0.07	± 10% of standard	EPA 2023
	10	9.74		
	20	19.9		
	100	103		

Calibration Check					
Time Start 1235		Time Finish 1245			
Parameter	Standard	Calibration Value	Calibration Solution Temperature (°C)	Acceptance Criteria	Reference
pH (SU)	4.00	4.09	14.73	± 0.1	GWMP
pH (SU)	7.00	7.04	14	± 0.1	GWMP
pH (SU)	10.00	10.06	14.65	± 0.1	GWMP
Specific Conductance (µS/cm)	~~1,413~~ 1284	1283.3	13.87	± 10% of standard	EPA 2023

	Standard	Calibration Value	Acceptance Criteria	Reference
Turbidity (NTU)	0	0.09	± 10% of standard	EPA 2023
	10	10.1		
	20	20.1		
	100	99.7		

Notes:

Field Instrumentation Calibration Form

ATLANTIC COAST CONSULTING, INC.

Site Name: Wansley LF

Date: 02/21/24

Calibrated By: A Schnitker

Field Conditions: Sunny 40s

Instrument	Manufactuer/ Model	Serial Number
Water Quality Meter	AquaTroll 400	883546
Turbidity Meter	Hach 2100Q	15040C040490

Calibration Standard Information				
Parameter	Standard	Lot #	Date of Expiration	Brand
D.O. (%)	N/A	NA	NA	Fresh DI Water
pH (SU)	4.00	36C916	03/25	PINE
pH (SU)	7.00	36D1214	04/25	PINE
pH (SU)	10.00	26K553	11/24	PINE
Specific Conductance (µS/cm)	1,413	36D350	04/24	PINE
ORP (mV)	240.0	36H0038	05/24	PINE

	Standard	Lot #	Date of Expiration	Brand
Turbidity (NTU)	0	NA	NA	Fresh DI Water
	10	A3241	11/24	HACH
	20	A3261	12/24	HACH
	100	A3256	12/24	HACH

Calibration					
Time Start: 0900		Time Finish: 0925			
Parameter	Standard	Calibration Value	Calibration Solution Temperature (°C)	Acceptance Criteria	Reference
D.O. (%)	N/A	10.1.12	9.58	± 10%	EPA 2023
pH (SU)	4.00	4.00	6.63	± 0.1	GWMP
pH (SU)	7.00	7.06	3.82	± 0.1	GWMP
pH (SU)	10.00	10.14	4.28	± 0.1	GWMP
Specific Conductance (µS/cm)	~~1,413~~ 1284	1281.7	3.62	± 10% of standard	NA
ORP (mV)	~~240.0~~ 259	259.7	3.83	± 10	EPA 2023

	Standard	Calibration Value	Acceptance Criteria	Reference
Turbidity (NTU)	0	0.09	± 10% of standard	EPA 2023
	10	10.1		
	20	19.8		
	100	100		

Calibration Check					
Time Start 1315		Time Finish 1325			
Parameter	Standard	Calibration Value	Calibration Solution Temperature (°C)	Acceptance Criteria	Reference
pH (SU)	4.00	4.04	16.45	± 0.1	GWMP
pH (SU)	7.00	7.03	16.92	± 0.1	GWMP
pH (SU)	10.00	10.07	17.14	± 0.1	GWMP
Specific Conductance (µS/cm)	~~1413~~ 1284	1281.4	16.82	± 10% of standard	EPA 2023

	Standard	Calibration Value	Acceptance Criteria	Reference
Turbidity (NTU)	0	0.21	± 10% of standard	EPA 2023
	10	10.1		
	20	19.9		
	100	100		

Notes:

Field Instrumentation Calibration Form

ATLANTIC COAST CONSULTING, INC.

Site Name: Wansley LF

Date: 02/21/24

Calibrated By: A Schnitker

Field Conditions: Sunny 40s

Instrument	Manufactuer/ Model	Serial Number
Water Quality Meter	AquaTroll 400	883546
Turbidity Meter	Hach 2100Q	13040C040490

Calibration Standard Information				
Parameter	Standard	Lot #	Date of Expiration	Brand
D.O. (%)	N/A	NA	NA	Fresh DI Water
pH (SU)	4.00	36C916	03/25	PINE
pH (SU)	7.00	36D1214	04/25	PINE
pH (SU)	10.00	26K553	11/24	PINE
Specific Conductance (µS/cm)	1,413	36D350	04/24	PINE
ORP (mV)	240.0	36H0038	05/24	PINE

	Standard	Lot #	Date of Expiration	Brand
Turbidity (NTU)	0	NA	NA	Fresh DI Water
	10	A3241	11/24	HACH
	20	A3261	12/24	HACH
	100	A3256	12/24	HACH

Calibration					
Time Start: 0850		Time Finish: 0915			
Parameter	Standard	Calibration Value	Calibration Solution Temperature (°C)	Acceptance Criteria	Reference
D.O. (%)	N/A	99.24	12.46	± 10%	EPA 2023
pH (SU)	4.00	4.00	9.23	± 0.1	GWMP
pH (SU)	7.00	7.06	7.43	± 0.1	GWMP
pH (SU)	10.00	10.14	7.91	± 0.1	GWMP
Specific Conductance (µS/cm)	~~1,413~~ 1284	1283.7	7.27	± 10% of standard	NA
ORP (mV)	~~240.0~~ 252	255.3	7.19	± 10	EPA 2023

	Standard	Calibration Value	Acceptance Criteria	Reference
Turbidity (NTU)	0	0.11	± 10% of standard	EPA 2023
	10	10.4		
	20	18.9		
	100	94.6		

Calibration Check					
Time Start NA		Time Finish NA			
Parameter	Standard	Calibration Value	Calibration Solution Temperature (°C)	Acceptance Criteria	Reference
pH (SU)	4.00	NA	NA	± 0.1	GWMP
pH (SU)	7.00			± 0.1	GWMP
pH (SU)	10.00			± 0.1	GWMP
Specific Conductance (µS/cm)	1,413			± 10% of standard	EPA 2023

	Standard	Calibration Value	Acceptance Criteria	Reference
Turbidity (NTU)	0	NA	± 10% of standard	EPA 2023
	10			
	20			
	100			

Notes:

Field Instrumentation Calibration Form

Atlantic Coast Consulting, Inc.

Site Name: Wansley LF

Date: 02/21/24

Calibrated By: B. Maxwell

Field Conditions: Sunny, 60's

Instrument	Manufactuer/ Model	Serial Number
Water Quality Meter	~~Solinst~~	~~990406~~ Aqua troll / 965678
Turbidity Meter	Hach	22080D000803

Calibration Standard Information				
Parameter	**Standard**	**Lot #**	**Date of Expiration**	**Brand**
D.O. (%)	N/A	DI water	–	–
pH (SU)	4.00	3GE1074	05/25	PINE
pH (SU)	7.00	3GG0945	07/25	PINE
pH (SU)	10.00	2GG018	07/24	PINE
Specific Conductance (µS/cm)	1,413	3GG1066	07/24	PINE
ORP (mV)	240.0	3GL0404	09/24	PINE

	Standard	**Lot #**	**Date of Expiration**	**Brand**
Turbidity (NTU)	0	DI water	~~08/24~~	~~HACH~~
	10	A3139	09/24	HACH
	20	A3144	08/24	HACH
	100	A3142	08/24	HACH

Calibration					
Time Start: 0920		**Time Finish:** 0945			
Parameter	**Standard**	**Calibration Value**	**Calibration Solution Temperature (°C)**	**Acceptance Criteria**	**Reference**
D.O. (%)	N/A	100.00	15.51	± 10%	EPA 2023
pH (SU)	4.00	4.00	14.04	± 0.1	GWMP
pH (SU)	7.00	7.04	13.22	± 0.1	GWMP
pH (SU)	10.00	10.11	12.90	± 0.1	GWMP
Specific Conductance (µS/cm)	1,413	1401	14.16	± 10% of standard	NA
ORP (mV)	240.0	244.1	14.95	± 10	EPA 2023

	Standard	**Calibration Value**	**Acceptance Criteria**	**Reference**
Turbidity (NTU)	0	0.15	± 10% of standard	EPA 2023
	10	9.90		
	20	18.7		
	100	96.9		

Calibration Check					
Time Start		**Time Finish**			
Parameter	**Standard**	**Calibration Value**	**Calibration Solution Temperature (°C)**	**Acceptance Criteria**	**Reference**
pH (SU)	4.00	N/A	N/A	± 0.1	GWMP
pH (SU)	7.00			± 0.1	GWMP
pH (SU)	10.00			± 0.1	GWMP
Specific Conductance (µS/cm)	1,413			± 10% of standard	EPA 2023

	Standard	**Calibration Value**	**Acceptance Criteria**	**Reference**
Turbidity (NTU)	0	N/A	± 10% of standard	EPA 2023
	10			
	20			
	100			

Notes:

APPENDIX A

Well Inspection Forms
February 2024 Monitoring Event

Well Inspection

Site Name: Plant Wansley CCR Landfill

Date: 2/12/2024

Permit Number: 074-005D(CCR)

Field Conditions: Sunny, cold

Well ID:	Location/Identification			
	Visible and accessible	Properly identified with correct well ID	Located in high traffic area; does the well require protection from traffic	Acceptable drainage around well (no standing water, not located in obvious drainage flow path)
GWA-1	YES	YES	NO	YES
GWA-2	YES	YES	NO	YES
GWA-3	YES	YES	NO	YES
GWA-4	YES	YES	NO	YES
GWC-5	YES	YES	NO	YES
GWC-6	YES	YES	NO	YES
GWC-7	YES	YES	NO	YES
GWC-8	YES	YES	NO	YES
GWC-9	YES	YES	NO	YES
GWC-10	YES	YES	NO	YES
GWC-11	YES	YES	NO	YES
GWC-12	YES	YES	NO	YES
GWC-13	YES	YES	NO	YES
GWC-14	YES	YES	NO	YES
GWC-15	YES	YES	NO	YES
GWC-16	YES	YES	NO	YES
GWC-17	YES	YES	NO	YES
GWC-18	YES	YES	NO	YES
GWC-19	YES	YES	NO	YES
GWC-20	YES	YES	NO	YES
GWC-21	YES	YES	NO	YES
GWC-22	YES	YES	NO	YES
GWC-23	YES	YES	NO	YES
GWC-24	YES	YES	NO	YES
GWC-25	YES	YES	NO	YES
GWC-26	YES	YES	NO	YES
GWC-27	YES	YES	NO	YES
GWA-28	YES	YES	NO	YES
GWA-29	YES	YES	NO	YES
GWC-30	YES	YES	NO	YES
GWC-31	YES	YES	NO	YES
GWC-32	YES	YES	NO	YES
GWC-33	YES	YES	NO	YES
GWC-34	YES	YES	NO	YES
GWC-35	YES	YES	NO	YES

Well Inspection

Site Name: Plant Wansley CCR Landfill

Date: 2/12/2024

Permit Number: 074-005D(CCR)

Field Conditions: Sunny, cold

	Protective Casing				
Well ID:	Free from apparent damage and able to be secured	No degradation or deterioration	Functioning weep hole	Annular space clear of debris and water, or filled with pea gravel/sand	Locked and is the lock in good condition
GWA-1	YES	YES	YES	YES	YES
GWA-2	YES	YES	YES	YES	YES
GWA-3	YES	YES	YES	YES	YES
GWA-4	YES	YES	YES	YES	YES
GWC-5	YES	YES	YES	YES	YES
GWC-6	YES	YES	YES	YES	YES
GWC-7	YES	YES	YES	YES	YES
GWC-8	YES	YES	YES	YES	YES
GWC-9	YES	YES	YES	YES	YES
GWC-10	YES	YES	YES	YES	YES
GWC-11	YES	YES	YES	YES	YES
GWC-12	YES	YES	YES	YES	YES
GWC-13	YES	YES	YES	YES	YES
GWC-14	YES	YES	YES	YES	YES
GWC-15	YES	YES	YES	YES	YES
GWC-16	YES	YES	YES	YES	YES
GWC-17	YES	YES	YES	YES	YES
GWC-18	YES	YES	YES	YES	YES
GWC-19	YES	YES	YES	YES	YES
GWC-20	YES	YES	YES	YES	YES
GWC-21	YES	YES	YES	YES	YES
GWC-22	YES	YES	YES	YES	YES
GWC-23	YES	YES	YES	YES	YES
GWC-24	YES	YES	YES	YES	YES
GWC-25	YES	YES	YES	YES	YES
GWC-26	YES	YES	YES	YES	YES
GWC-27	YES	YES	YES	YES	YES
GWA-28	YES	YES	YES	YES	YES
GWA-29	YES	YES	YES	YES	YES
GWC-30	YES	YES	YES	YES	YES
GWC-31	YES	YES	YES	YES	YES
GWC-32	YES	YES	YES	YES	YES
GWC-33	YES	YES	YES	YES	YES
GWC-34	YES	YES	YES	YES	YES
GWC-35	YES	YES	YES	YES	YES

Well Inspection

Site Name: Plant Wansley CCR Landfill

Date: 2/12/2024

Permit Number: 074-005D(CCR)

Field Conditions: Sunny, cold

	Surface Pad			Internal Casing		
Well ID:	Good condition (not cracked/ broken)	Sloped away from the protective casing	In complete contact with the ground surface and stable	Cap prevents entry of foreign material into the well	Free of kinks/bends, or any obstructions from foreign objects (such as bailers)	Properly vented for equilibration of air pressure
GWA-1	YES	YES	YES	YES	YES	YES
GWA-2	YES	YES	YES	YES	YES	YES
GWA-3	YES	YES	YES	YES	YES	YES
GWA-4	YES	YES	YES	YES	YES	YES
GWC-5	YES	YES	YES	YES	YES	YES
GWC-6	YES	YES	YES	YES	YES	YES
GWC-7	YES	YES	YES	YES	YES	YES
GWC-8	YES	YES	YES	YES	YES	YES
GWC-9	YES	YES	YES	YES	YES	YES
GWC-10	YES	YES	YES	YES	YES	YES
GWC-11	YES	YES	YES	YES	YES	YES
GWC-12	YES	YES	YES	YES	YES	YES
GWC-13	YES	YES	YES	YES	YES	YES
GWC-14	YES	YES	YES	YES	YES	YES
GWC-15	YES	YES	YES	YES	YES	YES
GWC-16	YES	YES	YES	YES	YES	YES
GWC-17	YES	YES	YES	YES	YES	YES
GWC-18	YES	YES	YES	YES	YES	YES
GWC-19	YES	YES	YES	YES	YES	YES
GWC-20	YES	YES	YES	YES	YES	YES
GWC-21	YES	YES	YES	YES	YES	YES
GWC-22	YES	YES	YES	YES	YES	YES
GWC-23	YES	YES	YES	YES	YES	YES
GWC-24	YES	YES	YES	YES	YES	YES
GWC-25	YES	YES	YES	YES	YES	YES
GWC-26	YES	YES	YES	YES	YES	YES
GWC-27	YES	YES	YES	YES	YES	YES
GWA-28	YES	YES	YES	YES	YES	YES
GWA-29	YES	YES	YES	YES	YES	YES
GWC-30	YES	YES	YES	YES	YES	YES
GWC-31	YES	YES	YES	YES	YES	YES
GWC-32	YES	YES	YES	YES	YES	YES
GWC-33	YES	YES	YES	YES	YES	YES
GWC-34	YES	YES	YES	YES	YES	YES
GWC-35	YES	YES	YES	YES	YES	YES

Well Inspection

Site Name: Plant Wansley CCR Landfill

Date: 2/12/2024

Permit Number: 074-005D(CCR)

Field Conditions: Sunny, cold

Well ID:	Corrective actions as needed, by date:
GWA-1	
GWA-2	
GWA-3	
GWA-4	
GWC-5	
GWC-6	
GWC-7	
GWC-8	
GWC-9	
GWC-10	
GWC-11	
GWC-12	
GWC-13	
GWC-14	
GWC-15	
GWC-16	
GWC-17	
GWC-18	
GWC-19	
GWC-20	
GWC-21	
GWC-22	
GWC-23	
GWC-24	
GWC-25	
GWC-26	
GWC-27	
GWA-28	
GWA-29	
GWC-30	
GWC-31	
GWC-32	
GWC-33	
GWC-34	
GWC-35	

APPENDIX A

Laboratory Analytical Reports
March 2024 Monitoring Event

eurofins | Environment Testing

ANALYTICAL REPORT

PREPARED FOR

Attn: Robert (Trey) Singleton
Southern Company
3535 Colonnade Parkway
Bin S 530 EC
Birmingham, Alabama 35243

Generated 4/2/2024 1:50:23 PM

JOB DESCRIPTION

Plant Wansley Landfill

JOB NUMBER

680-248739-1

Eurofins Savannah
5102 LaRoche Avenue
Savannah GA 31404

See page two for job notes and contact information.

myEOL

Job Notes

This report may not be reproduced except in full, and with written approval from the laboratory. The results relate only to the samples tested. For questions please contact the Project Manager at the e-mail address or telephone number listed on this page.

The test results in this report relate only to the samples as received by the laboratory and will meet all requirements of the methodology, with any exceptions noted. This report shall not be reproduced except in full, without the express written approval of the laboratory. All questions should be directed to the Eurofins Environment Testing Southeast, LLC Project Manager.

Authorization



Generated
4/2/2024 1:50:23 PM

Authorized for release by
David Fuller, Project Manager
David.Fuller@et.eurofinsus.com
(770)344-8986

Definitions/Glossary

Client: Southern Company
Project/Site: Plant Wansley Landfill

Job ID: 680-248739-1

Glossary

Abbreviation	These commonly used abbreviations may or may not be present in this report.
¤	Listed under the "D" column to designate that the result is reported on a dry weight basis
%R	Percent Recovery
CFL	Contains Free Liquid
CFU	Colony Forming Unit
CNF	Contains No Free Liquid
DER	Duplicate Error Ratio (normalized absolute difference)
Dil Fac	Dilution Factor
DL	Detection Limit (DoD/DOE)
DL, RA, RE, IN	Indicates a Dilution, Re-analysis, Re-extraction, or additional Initial metals/anion analysis of the sample
DLC	Decision Level Concentration (Radiochemistry)
EDL	Estimated Detection Limit (Dioxin)
LOD	Limit of Detection (DoD/DOE)
LOQ	Limit of Quantitation (DoD/DOE)
MCL	EPA recommended "Maximum Contaminant Level"
MDA	Minimum Detectable Activity (Radiochemistry)
MDC	Minimum Detectable Concentration (Radiochemistry)
MDL	Method Detection Limit
ML	Minimum Level (Dioxin)
MPN	Most Probable Number
MQL	Method Quantitation Limit
NC	Not Calculated
ND	Not Detected at the reporting limit (or MDL or EDL if shown)
NEG	Negative / Absent
POS	Positive / Present
PQL	Practical Quantitation Limit
PRES	Presumptive
QC	Quality Control
RER	Relative Error Ratio (Radiochemistry)
RL	Reporting Limit or Requested Limit (Radiochemistry)
RPD	Relative Percent Difference, a measure of the relative difference between two points
TEF	Toxicity Equivalent Factor (Dioxin)
TEQ	Toxicity Equivalent Quotient (Dioxin)
TNTC	Too Numerous To Count

Sample Summary

Client: Southern Company
Project/Site: Plant Wansley Landfill

Job ID: 680-248739-1

Lab Sample ID	Client Sample ID	Matrix	Collected	Received
680-248739-1	WAN-GWC-13	Water	03/27/24 13:51	03/29/24 10:20

Job ID: 680-248739-1 — Eurofins Savannah

Job Narrative
680-248739-1

Analytical test results meet all requirements of the associated regulatory program listed on the Accreditation/Certification Summary Page unless otherwise noted under the individual analysis. Data qualifiers are applied to indicate exceptions. Noncompliant quality control (QC) is further explained in narrative comments.

- Matrix QC may not be reported if insufficient sample or site-specific QC samples were not submitted. In these situations, to demonstrate precision and accuracy at a batch level, a LCS/LCSD may be performed, unless otherwise specified in the method.
- Surrogate and/or isotope dilution analyte recoveries (if applicable) which are outside of the QC window are confirmed unless attributed to a dilution or otherwise noted in the narrative.

Receipt
The sample was received on 3/29/2024 10:20 AM. Unless otherwise noted below, the sample arrived in good condition, and, where required, properly preserved and on ice. The temperature of the cooler at receipt time was 4.1°C.

Metals
No additional analytical or quality issues were noted, other than those described above or in the Definitions/ Glossary page.

Client: Southern Company
Project/Site: Plant Wansley Landfill

Job ID: 680-248739-1

Client Sample ID: WAN-GWC-13
Date Collected: 03/27/24 13:51
Date Received: 03/29/24 10:20

Lab Sample ID: 680-248739-1
Matrix: Water

Method: SW846 6020B - Metals (ICP/MS) - Total Recoverable

Analyte	Result	Qualifier	RL	MDL	Unit	D	Prepared	Analyzed	Dil Fac
Antimony	<0.00034		0.0020	0.00034	mg/L		03/31/24 09:30	04/01/24 15:06	1

QC Sample Results

Client: Southern Company
Project/Site: Plant Wansley Landfill

Job ID: 680-248739-1

Method: 6020B - Metals (ICP/MS)

Lab Sample ID: MB 680-830573/1-A
Matrix: Water
Analysis Batch: 830820

Client Sample ID: Method Blank
Prep Type: Total Recoverable
Prep Batch: 830573

Analyte	MB Result	MB Qualifier	RL	MDL	Unit	D	Prepared	Analyzed	Dil Fac
Antimony	<0.00034		0.0020	0.00034	mg/L		03/31/24 09:30	04/01/24 14:20	1

Lab Sample ID: LCS 680-830573/2-A
Matrix: Water
Analysis Batch: 830820

Client Sample ID: Lab Control Sample
Prep Type: Total Recoverable
Prep Batch: 830573

Analyte			Spike Added	LCS Result	LCS Qualifier	Unit	D	%Rec	%Rec Limits		
Antimony			0.0500	0.0504		mg/L		101	80 - 120		

Lab Sample ID: 680-248688-A-20-B MS
Matrix: Water
Analysis Batch: 830820

Client Sample ID: Matrix Spike
Prep Type: Total Recoverable
Prep Batch: 830573

Analyte	Sample Result	Sample Qualifier	Spike Added	MS Result	MS Qualifier	Unit	D	%Rec	%Rec Limits		
Antimony	<0.00034		0.0500	0.0531		mg/L		106	75 - 125		

Lab Sample ID: 680-248688-A-20-C MSD
Matrix: Water
Analysis Batch: 830820

Client Sample ID: Matrix Spike Duplicate
Prep Type: Total Recoverable
Prep Batch: 830573

Analyte	Sample Result	Sample Qualifier	Spike Added	MSD Result	MSD Qualifier	Unit	D	%Rec	%Rec Limits	RPD	RPD Limit
Antimony	<0.00034		0.0500	0.0517		mg/L		103	75 - 125	3	20

QC Association Summary

Client: Southern Company
Project/Site: Plant Wansley Landfill

Job ID: 680-248739-1

Metals

Prep Batch: 830573

Lab Sample ID	Client Sample ID	Prep Type	Matrix	Method	Prep Batch
680-248739-1	WAN-GWC-13	Total Recoverable	Water	3005A	
MB 680-830573/1-A	Method Blank	Total Recoverable	Water	3005A	
LCS 680-830573/2-A	Lab Control Sample	Total Recoverable	Water	3005A	
680-248688-A-20-B MS	Matrix Spike	Total Recoverable	Water	3005A	
680-248688-A-20-C MSD	Matrix Spike Duplicate	Total Recoverable	Water	3005A	

Analysis Batch: 830820

Lab Sample ID	Client Sample ID	Prep Type	Matrix	Method	Prep Batch
680-248739-1	WAN-GWC-13	Total Recoverable	Water	6020B	830573
MB 680-830573/1-A	Method Blank	Total Recoverable	Water	6020B	830573
LCS 680-830573/2-A	Lab Control Sample	Total Recoverable	Water	6020B	830573
680-248688-A-20-B MS	Matrix Spike	Total Recoverable	Water	6020B	830573
680-248688-A-20-C MSD	Matrix Spike Duplicate	Total Recoverable	Water	6020B	830573

Lab Chronicle

Client: Southern Company
Project/Site: Plant Wansley Landfill

Job ID: 680-248739-1

Client Sample ID: WAN-GWC-13
Date Collected: 03/27/24 13:51
Date Received: 03/29/24 10:20

Lab Sample ID: 680-248739-1
Matrix: Water

Prep Type	Batch Type	Batch Method	Run	Dil Factor	Initial Amount	Final Amount	Batch Number	Prepared or Analyzed	Analyst	Lab
Total Recoverable	Prep	3005A			25 mL	125 mL	830573	03/31/24 09:30	RR	EET SAV
Total Recoverable	Analysis	6020B		1			830820	04/01/24 15:06	BWR	EET SAV
	Instrument ID: ICPMSD									

Laboratory References:

EET SAV = Eurofins Savannah, 5102 LaRoche Avenue, Savannah, GA 31404, TEL (912)354-7858

Accreditation/Certification Summary

Client: Southern Company
Project/Site: Plant Wansley Landfill

Job ID: 680-248739-1

Laboratory: Eurofins Savannah

The accreditations/certifications listed below are applicable to this report.

Authority	Program	Identification Number	Expiration Date
Florida	NELAP	E87052	06-30-24
Georgia	State	E87052	06-30-24

Method Summary

Client: Southern Company
Project/Site: Plant Wansley Landfill

Job ID: 680-248739-1

Method	Method Description	Protocol	Laboratory
6020B	Metals (ICP/MS)	SW846	EET SAV
3005A	Preparation, Total Recoverable or Dissolved Metals	SW846	EET SAV

Protocol References:

SW846 = "Test Methods For Evaluating Solid Waste, Physical/Chemical Methods", Third Edition, November 1986 And Its Updates.

Laboratory References:

EET SAV = Eurofins Savannah, 5102 LaRoche Avenue, Savannah, GA 31404, TEL (912)354-7858

Eurofins TestAmerica, Savannah
5102 LaRoche Avenue
Savannah, GA 31404
Phone (912) 354-7858 Fax (912) 352-0165

Chain of Custody Record

eurofins | Environment Testing America

Client Information	Sampler: Hunter Auld ACC	Lab PM: Fuller, David	Carrier Tracking No(s):	COC No:
Client Contact: SCS Contacts	Phone: 770-594-5998	E-Mail: david.fuller@et.eurofinsus.com		Page:
Company: GA Power				Job #:
Address: 241 Ralph McGill Blvd SE	Due Date Requested:			
City: Atlanta	TAT Requested (days):			
State, Zip: GA, 30308				
Phone: 404-506-7116(Tel)	Lab Project #: 68027763			
Email: SCS Contacts / ACC Contacts	PO #: GPC82130-0004			
Project Name: Plant Wansley Landfill	Project #:			
Site:	SSOW#:			

Analysis Requested

Preservation Codes:

A - HCL, B - NaOH, C - Zn Acetate, D - Nitric Acid, E - NaHSO4, F - MeOH, G - Amchlor, H - Ascorbic Acid, I - Ice, J - DI Water, K - EDTA, L - EDA, M - Hexane, N - None, O - AsNaO2, P - Na2O4S, Q - Na2SO3, R - Na2S2O3, S - H2SO4, T - TSP Dodecahydrate, U - Acetone, V - MCAA, W - pH 4-5, Z - other (specify)

Other:

Task_Code: WAN-CCR-ASSMT-2024S1R1

Special Instructions/Note: Specified Metals Analytes

Sample Identification	Sample Date (mm/dd/yy)	Sample Time (hhmm)	Sample Type (C=comp, G=grab)	Matrix (WG=ground water, WS=surface water, WQ=quality control)	Field Filtered Sample (Yes or No)	Perform MS/MSD (Yes or No)	Antimony (EPA 6020)	Total Number of containers
			Preservation Code:				D	
WAN-GWC-13	3-27-24	1351	G	WG		N	X	1

680-248739 Chain of Custody

Possible Hazard Identification
☐ Non-Hazard ☐ Flammable ☐ Skin Irritant ☐ Poison B ☑ Unknown ☐ Radiological

Sample Disposal (A fee may be asse... month)
☐ Return To Client ☑ Disposal By Lab ☐ Archive For _____ Months

Deliverable Requested: I, II, III, IV, Other (specify)

Special Instructions/QC Requirements:

Empty Kit Relinquished by:	Date:	Time:	Method of Shipment:

Relinquished by:	Date/Time:	Company	Received by:	Date/Time:	Company
[signature] ACC	3-28-24/1252	ACC	[signature]	3/28/24 12:52	[signature]
[signature] 3/28/24	16:00	[signature]	[signature]	3-29-24 1020	TM

Custody Seals Intact: Δ Yes Δ No	Custody Seal No.:	Cooler Temperature(s) °C and Other Remarks: 4.1/4.1

Ver: 01/16/2019

4/2/2024

Login Sample Receipt Checklist

Client: Southern Company

Job Number: 680-248739-1

Login Number: 248739

List Source: Eurofins Savannah

List Number: 1

Creator: Sims, Robert D

Question	Answer	Comment
Radioactivity wasn't checked or is </= background as measured by a survey meter.	N/A	
The cooler's custody seal, if present, is intact.	True	
Sample custody seals, if present, are intact.	True	
The cooler or samples do not appear to have been compromised or tampered with.	True	
Samples were received on ice.	True	
Cooler Temperature is acceptable.	True	
Cooler Temperature is recorded.	True	
COC is present.	True	
COC is filled out in ink and legible.	True	
COC is filled out with all pertinent information.	True	
Is the Field Sampler's name present on COC?	True	
There are no discrepancies between the containers received and the COC.	True	
Samples are received within Holding Time (excluding tests with immediate HTs)	True	
Sample containers have legible labels.	True	
Containers are not broken or leaking.	True	
Sample collection date/times are provided.	True	
Appropriate sample containers are used.	True	
Sample bottles are completely filled.	True	
Sample Preservation Verified.	N/A	
There is sufficient vol. for all requested analyses, incl. any requested MS/MSDs	True	
Containers requiring zero headspace have no headspace or bubble is <6mm (1/4").	N/A	
Multiphasic samples are not present.	True	
Samples do not require splitting or compositing.	True	
Residual Chlorine Checked.	N/A	

APPENDIX A

Laboratory Data Validations
March 2024 Monitoring Event

LEVEL 2A LABORATORY DATA VALIDATIONS

Plant Wansley Landfill

Verification Event

March 2024

Georgia Power Company – Plant Wansley Landfill

Quality Control Review of Analytical Data – March 2024

This narrative presents results of the Quality Control (QC) data review performed on analytical data submitted by Eurofins Environment Testing America, Savannah for a groundwater sample collected at Plant Wansley Landfill (LF) March 27, 2024. The chemical data were reviewed to identify quality issues which could affect the use of the data for decision-making purposes.

Information regarding the primary sample location, analytical parameters, QC samples, sampling date, and laboratory sample delivery group (SDG) designation is summarized in Table 1 of this Appendix. SDG 680-248739-1 presents data from a verification event conducted to further assess previously-reported data for a select metals analyte.

In accordance with groundwater monitoring and corrective action procedures discussed in the Georgia Environmental Protection Division Rules for Solid Waste Management 391-3-4-.14 and Title 40 Code of Federal Regulations (CFR), Subpart D – Standards for the Disposal of Coal Combustion Residuals in Landfills and Surface Impoundments, the sample was analyzed for specified detection monitoring constituents listed in 40 CFR, Part 257, Appendix III, as appropriate. Test methods included Inductively Coupled Plasma – Mass Spectrometry (US EPA Method 6020B).

Data were reviewed in accordance with the US EPA Region IV Data Validation Standard Operating Procedures for Contract Laboratory Program Inorganic Data by Inductively Coupled Plasma – Atomic Emission Spectroscopy and Inductively Coupled Plasma – Mass Spectroscopy (September 2011, Rev. 2.0)[1] and the National Functional Guidelines for Inorganic Superfund Methods Data Review (January 2017)[2]. The review included an assessment of the results for completeness, precision (matrix spike/matrix spike duplicate recoveries), accuracy (laboratory control sample), and blank contamination (laboratory blanks). Sample receipt conditions, holding times, and chains of custody were reviewed. Where there was a discrepancy between the QC criteria in the guidelines and the QC criterion established in the analytical methodology, method-specific criteria or professional judgment were used.

DATA QUALITY OBJECTIVES

Laboratory Precision: Laboratory goals for precision were met.

Field Precision: Field goals for precision were not applicable to this sampling event.

Accuracy: Laboratory goals for accuracy were met.

Detection Limits: Project goals for detection limits were met.

Completeness: There were no rejected analytical results for this event, resulting in a completion of 100%.

Holding Times: Holding time requirements were met.

QUALIFICATIONS

In general, chemical results for the samples collected at the site were qualified on the basis of low precision or low accuracy or on the basis of professional judgment. The following definitions provide brief explanations of the qualifiers which may have been assigned to data by the laboratory during the validation process:

J: The analyte was positively identified above the method detection limit; however, the associated numerical value is the estimated concentration of the analyte in the sample.

ND: The analyte was not detected above the method detection limit.

The data generated as part of this sampling event met the QC criteria established in the respective analytical method and data validation guidelines.

Atlantic Coast Consulting, Inc. reviewed the laboratory data from the Plant Wansley LF sampled March 27, 2024 in accordance with the analytical method, the laboratory-specified QC criteria, and the guidelines. As described above, the results were acceptable for project use.

REFERENCES

[1]US EPA, September 2011, Region 4, Science and Ecosystem Support Division, Quality Assurance Section, MTSB, Data Validation Standard Operating Procedures for Contract Laboratory Program Inorganic Data by Inductively Coupled Plasma – Atomic Emission Spectroscopy and Inductively Coupled Plasma – Mass Spectroscopy, Revision 2.0

[2]US EPA, January 2017, National Office of Superfund Remediation and Technology Innovation, National Functional Guidelines for Inorganic Superfund Methods Data Review, Revision 0.0

TABLE 1

Sample Summary Table – March 2024

Georgia Power Company – Plant Wansley Landfill

						Analyses		
SDG	Field Identification	Collection Date	Lab Identification	Matrix	QC Samples	Metals (6020)	Anions (300.0)	TDS (SM 2540C)
248739	WAN-GWC-13	03/27/2024	680-248739-1	WG		X		

Abbreviations:
EB – Equipment Blank
FB – Field Blank
FD – Field Duplicate
QC – Quality Control
SDG – Sample Delivery Group
WS – Surface Water
TDS – Total Dissolved Solids
WG – Groundwater
WQ – Water Quality Control

APPENDIX A

Field Sampling Reports
March 2024 Monitoring Event

Low-Flow Test Report:

Test Date / Time: 3/27/2024 1:26:35 PM
Project: Plant Wansley Landfill
Operator Name: Hunter Auld

Location Name: GWC-13 **Well Diameter: 2 in** **Casing Type: PVC** **Screen Length: 10 ft** **Top of Screen: 80.46 ft** **Total Depth: 90.46 ft** **Initial Depth to Water: 5.91 ft**	**Pump Type: Peristaltic Pump** **Tubing Type: Poly** **Pump Intake From TOC: 85 ft** **Estimated Total Volume Pumped: 5.75 liter** **Flow Cell Volume: 90 ml** **Final Flow Rate: 230 ml/min** **Final Draw Down: 2.9 in**	**Instrument Used: Aqua TROLL 400** **Serial Number: 965678**

Test Notes:
Sample time 1351. Partly cloudy, 67.

Low-Flow Readings:

Date Time	Elapsed Time	pH	Temperature	Specific Conductivity	RDO Concentration	Turbidity	ORP	Depth to Water	Flow
		+/- 0.1	+/- 0.5	+/- 5 %	+/- 10 %	+/- 5	+/- 100	+/- 0.3	
3/27/2024 1:26 PM	00:00	7.01 pH	18.92 °C	63.22 µS/cm	3.53 mg/L	5.00 NTU	57.9 mV	5.91 ft	230.00 ml/min
3/27/2024 1:31 PM	05:00	7.00 pH	18.92 °C	63.24 µS/cm	3.57 mg/L	0.55 NTU	54.9 mV	6.10 ft	230.00 ml/min
3/27/2024 1:36 PM	10:00	6.98 pH	18.92 °C	63.29 µS/cm	3.58 mg/L	0.73 NTU	53.2 mV	6.10 ft	230.00 ml/min
3/27/2024 1:41 PM	15:00	6.97 pH	18.91 °C	63.28 µS/cm	3.59 mg/L	0.65 NTU	51.8 mV	6.10 ft	230.00 ml/min
3/27/2024 1:46 PM	20:00	6.98 pH	18.88 °C	63.14 µS/cm	3.59 mg/L	0.63 NTU	50.4 mV	6.10 ft	230.00 ml/min
3/27/2024 1:51 PM	25:00	7.00 pH	18.93 °C	63.09 µS/cm	3.60 mg/L	0.57 NTU	48.5 mV	6.10 ft	230.00 ml/min

Samples

Sample ID:	Description:

Created using VuSitu from In-Situ, Inc.

Low-Flow Test Report:

Test Date / Time: 3/27/2024 12:49:10 PM
Project: Plant Wansley Landfill
Operator Name: Taylor Goble

Location Name: GWC-31 **Well Diameter: 2 in** **Casing Type: PVC** **Screen Length: 10 ft** **Top of Screen: 28.03 ft** **Total Depth: 38.03 ft** **Initial Depth to Water: 28.62 ft**	**Pump Type: Portable Bladder Pump** **Tubing Type: Poly** **Tubing Inner Diameter: 0.17 in** **Pump Intake From TOC: 37 ft** **Estimated Total Volume Pumped: 5750 ml** **Flow Cell Volume: 90 ml** **Final Flow Rate: 75 ml/min** **Final Draw Down: 1.8 ft**	**Instrument Used: Aqua TROLL 400** **Serial Number: 1101846**

Test Notes:
Sunny 67 degrees.

Low-Flow Readings:

Date Time	Elapsed Time	pH	Temperature	Specific Conductivity	RDO Concentration	Turbidity	ORP	Depth to Water	Flow
		+/- 0.1	+/- 3	+/- 5 %	+/- 10 %	+/- 10	+/- 25	+/- 0.3 ft	
3/27/2024 12:49 PM	00:00	6.80 pH	32.75 °C	86.52 µS/cm	5.23 mg/L	13.70 NTU	182.3 mV	28.87 ft	100.00 ml/min
3/27/2024 12:54 PM	05:00	5.95 pH	21.77 °C	48.09 µS/cm	6.84 mg/L	11.40 NTU	164.4 mV	29.18 ft	100.00 ml/min
3/27/2024 12:59 PM	10:00	5.89 pH	20.93 °C	47.05 µS/cm	6.91 mg/L	10.40 NTU	212.8 mV	29.55 ft	100.00 ml/min
3/27/2024 1:04 PM	15:00	5.93 pH	20.73 °C	46.50 µS/cm	7.01 mg/L	8.90 NTU	213.3 mV	29.86 ft	100.00 ml/min
3/27/2024 1:09 PM	20:00	5.93 pH	20.60 °C	46.95 µS/cm	7.23 mg/L	8.44 NTU	213.9 mV	29.93 ft	100.00 ml/min
3/27/2024 1:14 PM	25:00	5.95 pH	20.68 °C	46.71 µS/cm	6.86 mg/L	7.74 NTU	151.7 mV	29.97 ft	100.00 ml/min
3/27/2024 1:19 PM	30:00	5.96 pH	20.55 °C	46.72 µS/cm	6.90 mg/L	7.21 NTU	209.5 mV	30.01 ft	100.00 ml/min
3/27/2024 1:24 PM	35:00	5.93 pH	20.66 °C	47.38 µS/cm	6.84 mg/L	6.63 NTU	212.1 mV	30.11 ft	100.00 ml/min
3/27/2024 1:29 PM	40:00	5.92 pH	20.57 °C	47.25 µS/cm	6.88 mg/L	5.11 NTU	150.7 mV	30.23 ft	100.00 ml/min
3/27/2024 1:34 PM	45:00	5.94 pH	20.61 °C	47.02 µS/cm	6.80 mg/L	4.98 NTU	209.8 mV	30.33 ft	100.00 ml/min
3/27/2024 1:39 PM	50:00	5.95 pH	21.55 °C	48.02 µS/cm	7.05 mg/L	4.30 NTU	210.1 mV	30.44 ft	75.00 ml/min
3/27/2024 1:44 PM	55:00	5.97 pH	21.72 °C	48.36 µS/cm	6.45 mg/L	3.95 NTU	211.2 mV	30.51 ft	75.00 ml/min
3/27/2024 1:49 PM	01:00:00	5.97 pH	21.79 °C	48.79 µS/cm	6.43 mg/L	3.87 NTU	208.8 mV	30.47 ft	75.00 ml/min

APPENDIX A

Daily Instrument Calibration Logs
March 2024 Monitoring Event

Field Instrumentation Calibration Form

ATLANTIC COAST CONSULTING, INC.

Site Name: Plant Wansley Date: 3-27-2024

Calibrated By: T. Goble Field Conditions: Sunny 62°

Instrument	Manufactuer/ Model	Serial Number
Water Quality Meter	1101846	AquaTroll
Turbidity Meter	HACH2100Q	16040C049743

Calibration Standard Information				
Parameter	**Standard**	**Lot #**	**Date of Expiration**	**Brand**
D.O. (%)	N/A	—	—	—
pH (SU)	4.00	3GJ1090	10/25	Pine
pH (SU)	7.00	3GJ0918	10/25	Pine
pH (SU)	10.00	3GG0538	7/25	Pine
Specific Conductance (µS/cm)	1,413	3GG1066	7/24	Pine
ORP (mV)	240.0	3G10291	6/24	Pine

	Standard	**Lot #**	**Date of Expiration**	**Brand**
Turbidity (NTU)	0	—	—	New DI
	10	A3139	8/24	Pine
	20	A3138	8/24	Pine
	100	A3139	8/24	Pine

Calibration					
Time Start: 1115		**Time Finish:** 1145			
Parameter	**Standard**	**Calibration Value**	**Calibration Solution Temperature (°C)**	**Acceptance Criteria**	**Reference**
D.O. (%)	N/A	103.83	24.72	± 10%	EPA 2023
pH (SU)	4.00	4.00	20.29	± 0.1	GWMP
pH (SU)	7.00	7.02	20.53	± 0.1	GWMP
pH (SU)	10.00	10.05	20.44	± 0.1	GWMP
Specific Conductance (µS/cm)	1,413	1487	21.20	± 10% of standard	NA
ORP (mV)	240.0	229.3	21.00	± 10	EPA 2023

	Standard	**Calibration Value**	**Acceptance Criteria**	**Reference**
Turbidity (NTU)	0	0.22	± 10% of standard	EPA 2023
	10	10.3		
	20	20.4		
	100	104 ~~102.5~~ TG		

Calibration Check					
Time Start		**Time Finish**			
Parameter	**Standard**	**Calibration Value**	**Calibration Solution Temperature (°C)**	**Acceptance Criteria**	**Reference**
pH (SU)	4.00			± 0.1	GWMP
pH (SU)	7.00			± 0.1	GWMP
pH (SU)	10.00			± 0.1	GWMP
Specific Conductance (µS/cm)	1,413			± 10% of standard	EPA 2023

	Standard	**Calibration Value**	**Acceptance Criteria**	**Reference**
Turbidity (NTU)	0		± 10% of standard	EPA 2023
	10			
	20			
	100			

Notes:

Field Instrumentation Calibration Form

ATLANTIC COAST CONSULTING, INC.

Site Name: Wansley Landfill Date: 3-27-24

Calibrated By: H. Auld Field Conditions: p. cloudy, 60s

Instrument	Manufactuer/ Model	Serial Number
Water Quality Meter	AquaTroll 400	965678
Turbidity Meter	160400049743	HACH 2100Q

Calibration Standard Information				
Parameter	**Standard**	**Lot #**	**Date of Expiration**	**Brand**
D.O. (%)	N/A	—	—	
pH (SU)	4.00	3604960	03/25	Pine
pH (SU)	7.00	3660945	07/25	Pine
pH (SU)	10.00	266018	07/24	Pine
Specific Conductance (µS/cm)	1,413	3GJ0727	10/24	Pine
ORP (mV)	240.0	36110038	05/24	Pine

	Standard	Lot #	Date of Expiration	Brand
Turbidity (NTU)	0	—	—	—
	10	A3139	8/24	Pine
	20	A3138	8/24	↓
	100	A3139	8/24	↓

Calibration					
Time Start:		**Time Finish:**			
Parameter	**Standard**	**Calibration Value**	**Calibration Solution Temperature (°C)**	**Acceptance Criteria**	**Reference**
D.O. (%)	N/A	102%	21.1	± 10%	EPA 2023
pH (SU)	4.00	4.00	20.8	± 0.1	GWMP
pH (SU)	7.00	7.02	20.5	± 0.1	GWMP
pH (SU)	10.00	10.05	20.7	± 0.1	GWMP
Specific Conductance (µS/cm)	1,413	1399	20.8	± 10% of standard	NA
ORP (mV)	240.0	236	20.1	± 10	EPA 2023

	Standard	Calibration Value	Acceptance Criteria	Reference
Turbidity (NTU)	0	0.3	± 10% of standard	EPA 2023
	10	10.2		
	20	~~9.8~~ 19.8		
	100	103		

Calibration Check					
Time Start		**Time Finish**			
Parameter	**Standard**	**Calibration Value**	**Calibration Solution Temperature (°C)**	**Acceptance Criteria**	**Reference**
pH (SU)	4.00			± 0.1	GWMP
pH (SU)	7.00			± 0.1	GWMP
pH (SU)	10.00			± 0.1	GWMP
Specific Conductance (µS/cm)	1,413			± 10% of standard	EPA 2023

	Standard	Calibration Value	Acceptance Criteria	Reference
Turbidity (NTU)	0		± 10% of standard	EPA 2023
	10			
	20			
	100			

Notes:

APPENDIX B

HISTORICAL SURFACE WATER ANALYTICAL DATA

Summary of Surface Water Analytical Data
September 2011
Plant Wansley Disposal Facility
Heard County

Parameter		SWA-1	SWC-2	SWC-3	SWC-5	SWA-6	SWC-7	SWC-9
		9/17/2011	9/17/2011	9/17/2011	9/17/2011	9/17/2011	9/17/2011	9/17/2011
Required by Permit	Antimony	<0.0050	<0.0050	<0.0050	<0.0050	<0.0050	<0.0050	<0.0050
	Arsenic	<0.0050	<0.0050	<0.0050	<0.0050	<0.0050	<0.0050	<0.0050
	Barium	0.017	0.036	0.015	0.051	0.035	0.030	0.026
	Beryllium	<0.0013	<0.0013	<0.0013	<0.0013	<0.0013	<0.0013	<0.0013
	Cadmium	<0.0013	<0.0013	<0.0013	<0.0013	<0.0013	<0.0013	<0.0013
	Chromium	<0.0013	0.0017	0.0014	<0.0013	0.0015	<0.0013	0.0014
	Cobalt	<0.0025	0.017	0.0054	<0.0025	<0.0025	<0.0025	<0.0025
	Copper	<0.013	<0.013	<0.013	<0.013	<0.013	<0.013	<0.013
	Lead	<0.013	<0.013	<0.013	<0.013	<0.013	<0.013	<0.013
	Mercury	<0.000168	<0.000168	<0.000168	<0.000168	<0.000168	<0.000168	<0.000168
	Nickel	<0.0025	<0.0025	<0.0025	<0.0025	<0.0025	<0.0025	<0.0025
	Selenium	<0.013	<0.013	<0.013	<0.013	<0.013	<0.013	<0.013
	Silver	<0.0025	<0.0025	<0.0025	<0.0025	<0.0025	<0.0025	<0.0025
	Thallium	<0.0020	<0.0020	<0.0020	<0.0020	<0.0020	<0.0020	<0.0020
	Vanadium	<0.0025	<0.0025	<0.0025	<0.0025	<0.0025	<0.0025	<0.0025
	Zinc	<0.0025	0.016	<0.0025	0.0099	0.0030	<0.0025	0.0050

Notes:
1. Results for parameters are reported in milligrams per liter (mg/L).
2. < indicates the parameter was not detected above the relevant laboratory reporting limit (RL).

Summary of Surface Water Analytical Data
October 2011
Plant Wansley Disposal Facility
Heard County

Parameter		SWA-1	SWC-2	SWC-3	SWC-5	SWA-6	SWC-7	SWC-9
		10/25/2011	10/25/2011	10/25/2011	10/25/2011	10/25/2011	10/25/2011	10/25/2011
Required by Permit	Antimony	<0.0050	<0.0050	<0.0050	<0.0050	0.0050	<0.0050	<0.0050
	Arsenic	<0.0050	<0.0050	0.0067	<0.0050	<0.0050	<0.0050	<0.0050
	Barium	0.016	0.039	0.068	0.052	0.11	0.059	0.13
	Beryllium	<0.0013	<0.0013	<0.0013	<0.0013	<0.0013	<0.0013	<0.0013
	Cadmium	<0.0013	<0.0013	0.0032	<0.0013	<0.0013	<0.0013	<0.0013
	Chromium	<0.0013	0.0023	0.0041	<0.0013	<0.0013	<0.0013	0.0022
	Cobalt	<0.0025	0.014	0.021	<0.0025	<0.0025	<0.0025	0.24
	Copper	<0.013	<0.013	<0.013	<0.013	<0.013	<0.013	<0.013
	Lead	<0.013	<0.013	<0.013	<0.013	<0.013	<0.013	<0.013
	Mercury	<0.000168	<0.000168	<0.000168	<0.000168	<0.000168	<0.000168	<0.000168
	Nickel	<0.0025	<0.0025	<0.0025	<0.0025	<0.0025	<0.0025	0.016
	Selenium	<0.013	<0.0050	<0.0050	<0.013	0.0228	<0.013	<0.0050
	Silver	<0.0050	<0.0050	<0.0050	<0.0050	<0.0050	<0.0050	<0.0050
	Thallium	<0.0020	<0.0020	<0.0020	<0.0020	<0.0020	<0.0020	<0.0020
	Vanadium	<0.0100	<0.0100	<0.0100	<0.0100	<0.0100	<0.0100	<0.0100
	Zinc	<0.0025	0.13	0.028	0.0083	0.0095	0.0055	0.0054

Notes:
1. Results for parameters are reported in milligrams per liter (mg/L).
2. < indicates the parameter was not detected above the relevant laboratory reporting limit (RL).

Summary of Surface Water Analytical Data
December 2011
Plant Wansley Disposal Facility
Heard County

Parameter		SWA-1	SWC-2	SWC-5	SWA-6	SWC-7	SWC-9
		12/2/2011	12/2/2011	12/2/2011	12/2/2011	12/2/2011	12/2/2011
Required by Permit	Antimony	<0.0050	<0.0050	<0.0050	<0.0050	<0.0050	<0.0050
	Arsenic	<0.0050	<0.0050	<0.0050	<0.0050	<0.0050	<0.0050
	Barium	0.020	0.041	0.059	0.024	0.026	0.0053
	Beryllium	<0.0013	<0.0013	<0.0013	<0.0013	<0.0013	<0.0013
	Cadmium	<0.0013	<0.0013	<0.0013	<0.0013	<0.0013	<0.0013
	Chromium	<0.0013	0.0020	<0.0013	<0.0013	<0.0013	<0.0013
	Cobalt	<0.0025	0.016	0.0029	<0.0025	<0.0025	<0.0025
	Copper	<0.013	<0.013	<0.013	<0.013	<0.013	<0.013
	Lead	<0.013	<0.013	<0.013	<0.013	<0.013	<0.013
	Mercury	<0.000123	<0.000123	<0.000123	<0.000123	<0.000123	<0.000123
	Nickel	<0.0025	<0.0025	<0.0025	<0.0025	<0.0025	<0.0025
	Selenium	<0.013	0.017	<0.013	<0.013	<0.013	<0.013
	Silver	<0.0050	<0.0050	<0.0050	<0.0050	<0.0050	<0.0050
	Thallium	<0.0020	<0.0020	<0.0020	<0.0020	<0.0020	<0.0020
	Vanadium	<0.0100	<0.0100	<0.0100	<0.0100	<0.0100	<0.0100
	Zinc	0.0029	0.0027	0.0092	0.0057	0.0070	0.0031

Notes:
1. Results for parameters are reported in milligrams per liter (mg/L).
2. < indicates the parameter was not detected above the relevant laboratory reporting limit (RL).

Summary of Surface Water Analytical Data
February 2012
Plant Wansley Disposal Facility
Heard County

Parameter		SWA-1	SWC-2	SWC-3	SWC-5	SWA-6	SWC-7	SWC-8	SWC-9
		2/6/2012	2/6/2012	2/6/2012	2/6/2012	2/6/2012	2/6/2012	2/6/2012	2/6/2012
Required by Permit	Antimony	<0.0050	<0.0050	<0.0050	<0.0050	<0.0050	<0.0050	<0.0050	<0.0050
	Arsenic	<0.0050	<0.0050	<0.0050	<0.0050	<0.0050	<0.0050	<0.0050	<0.0050
	Barium	0.019	0.085	0.060	0.057	0.019	0.024	0.078	0.026
	Beryllium	<0.0013	<0.0013	<0.0013	<0.0013	<0.0013	<0.0013	<0.0013	<0.0013
	Cadmium	<0.0013	<0.0005	<0.0005	<0.0013	<0.0013	<0.0013	<0.0013	<0.0013
	Chromium	<0.0050	0.0067	<0.0050	<0.0050	<0.0050	<0.0050	<0.0050	<0.0050
	Cobalt	<0.0025	0.015	0.028	0.0048	<0.0025	<0.0025	0.033	0.0058
	Copper	<0.013	<0.013	<0.013	<0.013	<0.013	<0.013	<0.013	<0.013
	Lead	<0.013	<0.013	<0.013	<0.013	<0.013	<0.013	<0.013	<0.013
	Mercury	<0.000123	<0.000123	<0.000123	<0.000123	<0.000123	<0.000123	<0.000123	<0.000123
	Nickel	<0.0025	0.0026	<0.0025	0.0038	<0.0025	<0.0025	0.0059	0.013
	Selenium	<0.013	<0.013	<0.013	<0.013	<0.013	<0.013	<0.013	<0.013
	Silver	<0.0050	<0.0050	<0.0050	<0.0050	<0.0050	<0.0050	<0.0050	<0.0050
	Thallium	<0.0020	<0.0020	<0.0020	<0.0020	<0.0020	<0.0020	<0.0020	<0.0020
	Vanadium	<0.0100	0.0274	<0.0100	<0.0100	<0.0100	<0.0100	<0.0100	<0.0100
	Zinc	0.0047	0.0241	0.0139	0.0051	0.0041	0.0026	0.0085	0.023

Notes:
1. Results for parameters are reported in milligrams per liter (mg/L).
2. < indicates the parameter was not detected above the relevant laboratory reporting limit (RL).

Summary of Surface Water Analytical Data
July 2012
Plant Wansley Disposal Facility
Heard County

Parameter		SWA-1	SWC-5	SWA-6	SWC-7
		7/16/2012	7/12/2012	7/12/2012	7/12/2012
Required by Permit	Antimony	<0.0050	<0.0050	<0.0050	<0.0050
	Arsenic	<0.0025	<0.0025	<0.0025	<0.0025
	Barium	0.017	0.048	0.014	0.026
	Beryllium	<0.0013	<0.0013	<0.0013	<0.0013
	Cadmium	<0.0013	<0.00050	<0.00050	<0.00050
	Chromium	<0.0013	<0.0013	<0.0013	<0.0013
	Cobalt	<0.0013	<0.0050	<0.0050	<0.0050
	Copper	<0.0050	<0.0050	<0.0050	<0.0050
	Lead	<0.0025	<0.0025	<0.0025	<0.0025
	Mercury	<0.000200	<0.000123	<0.000123	<0.000123
	Nickel	<0.0025	<0.0050	<0.0050	<0.0050
	Selenium	<0.0050	<0.0050	<0.0050	<0.0050
	Silver	<0.0025	<0.0050	<0.0050	<0.0050
	Thallium	<0.0020	<0.0010	<0.0010	<0.0010
	Vanadium	<0.0050	<0.0050	<0.0050	<0.0050
	Zinc	0.0031	0.0038	<0.0025	0.0031

Notes:
1. Results for parameters are reported in milligrams per liter (mg/L).
2. < indicates the parameter was not detected above the relevant laboratory reporting limit (RL).

Summary of Surface Water Analytical Data
January 2013
Plant Wansley Disposal Facility
Heard County

Parameter		SWA-1	SWC-5	SWA-6	SWC-7
		1/24/2013	1/24/2013	1/24/2013	1/24/2013
Required by Permit	Antimony	<0.0050	<0.0050	<0.0050	<0.0050
	Arsenic	<0.0050	<0.0050	<0.0050	<0.0050
	Barium	0.022	0.064	0.023	0.024
	Beryllium	<0.0013	<0.0013	<0.0013	<0.0013
	Cadmium	<0.0013	<0.0013	<0.0013	<0.0013
	Chromium	<0.0013	<0.0013	<0.0013	<0.0013
	Cobalt	<0.0013	0.0022	<0.0013	<0.0013
	Copper	<0.0050	<0.0050	<0.0050	<0.0050
	Lead	<0.013	<0.013	<0.013	<0.013
	Mercury	<0.000200	<0.000200	<0.000200	<0.000200
	Nickel	<0.0025	<0.0025	<0.0025	<0.0025
	Selenium	<0.0050	<0.0050	<0.0050	<0.0050
	Silver	<0.0025	<0.0025	<0.0025	<0.0025
	Thallium	<0.0010	<0.0010	<0.0010	<0.0010
	Vanadium	<0.0050	<0.0050	<0.0050	<0.0050
	Zinc	0.0032	0.0031	0.0031	<0.0025

Notes:
1. Results for parameters are reported in milligrams per liter (mg/L).
2. < indicates the parameter was not detected above the relevant laboratory reporting limit (RL).

Summary of Surface Water Analytical Data
July 2013
Plant Wansley Disposal Facility
Heard County

Parameter		SWA-1	SWC-5	SWA-6	SWC-7
		7/2/2013	7/2/2013	7/2/2013	7/2/2013
Required by Permit	Antimony	<0.0050	<0.0050	<0.0050	<0.0050
	Arsenic	<0.0050	<0.0050	<0.0050	<0.0050
	Barium	0.013	0.068	0.014	0.015
	Beryllium	<0.0013	<0.0013	<0.0013	<0.0013
	Cadmium	<0.0013	<0.0013	<0.0013	<0.0013
	Chromium	<0.0013	<0.0013	<0.0013	<0.0013
	Cobalt	<0.0013	0.0039	<0.0013	<0.0013
	Copper	<0.0050	<0.0050	<0.0050	<0.0050
	Lead	<0.013	<0.013	<0.013	<0.013
	Mercury	<0.000100	<0.000100	<0.000100	<0.000100
	Nickel	<0.0025	<0.0025	<0.0025	<0.0025
	Selenium	<0.0050	<0.0050	<0.0050	<0.0050
	Silver	<0.0025	<0.0025	<0.0025	<0.0025
	Thallium	<0.0010	<0.0010	<0.0010	<0.0010
	Vanadium	<0.0050	<0.0050	<0.0050	<0.0050
	Zinc	<0.0025	0.0071	<0.0025	0.023

Notes:
1. Results for parameters are reported in milligrams per liter (mg/L).
2. < indicates the parameter was not detected above the relevant laboratory reporting limit (RL).

Summary of Surface Water Analytical Data
January 2014
Plant Wansley Disposal Facility
Heard County

Parameter		SWA-1	SWC-5	SWA-6	SWC-7
		1/23/2014	1/14/2014	1/23/2014	1/23/2014
Required by Permit	Antimony	<0.0013	0.0024 J	<0.0013	0.0022 J
	Arsenic	<0.0012	<0.0020	<0.0012	<0.0012
	Barium	0.017	0.063	0.018	0.021
	Beryllium	<0.000050	<0.000075	<0.000050	<0.000050
	Cadmium	<0.00050	<0.00025	<0.00050	<0.00050
	Chromium	0.011	<0.0010	0.010	<0.00030
	Cobalt	<0.00024	0.0026	<0.00024	<0.00024
	Copper	0.0013 J	<0.00075	0.0012 J	<0.00048
	Lead	<0.0010	<0.0025	<0.0010	<0.0010
	Mercury	<0.0000402	<0.0000402	<0.0000402	<0.0000402
	Nickel	0.014	0.0015 J	<0.00058	<0.00058
	Selenium	<0.0016	<0.0050	<0.0016	<0.0016
	Silver	<0.00022	<0.00050	<0.00022	<0.00022
	Thallium	<0.00006	0.000090 J	<0.00006	<0.00006
	Vanadium	<0.00060	0.0010 J	<0.00060	<0.00060
	Zinc	0.0080	0.0089	0.0070	0.0048

Notes:
1. Results for parameters are reported in milligrams per liter (mg/L).
2. < indicates the parameter was not detected above the relevant laboratory method detection limit (MDL).
3. J indicates the parameter was detected at such low levels that the precision of the laboratory instrument could not produce a reliable value. Therefore, the value displayed (value J) is qualified by the laboratory as an estimated value.

Summary of Surface Water Analytical Data
June 2014
Plant Wansley Disposal Facility
Heard County

Parameter		SWA-1	SWC-5	SWA-6	SWC-7
		6/23/2014	6/24/2014	6/23/2014	7/1/2014
Required by Permit	Antimony	<0.0020	<0.0020	<0.0020	<0.0020
	Arsenic	<0.0020	<0.0020	<0.0020	<0.0020
	Barium	0.013	0.12	0.014	0.020
	Beryllium	<0.000075	0.000075 J	<0.000075	<0.000075
	Cadmium	<0.00025	<0.00025	<0.00025	<0.00025
	Chromium	<0.0010	<0.0010	<0.0010	<0.0010
	Cobalt	<0.00050	0.014	<0.00050	0.00066 J
	Copper	<0.00083	<0.00083	<0.00083	<0.00083
	Lead	<0.0025	<0.0025	<0.0025	<0.0025
	Mercury	<0.0000351	<0.0000351	<0.0000351	<0.0000351
	Nickel	<0.0013	0.0069	<0.0013	<0.0013
	Selenium	<0.0050	<0.0050	<0.0050	<0.0050
	Silver	<0.00050	<0.00050	<0.00050	<0.00050
	Thallium	<0.00009	<0.00009	<0.00009	0.00001 J
	Vanadium	<0.00083	<0.00083	<0.00083	<0.00083
	Zinc	0.0014 J	0.0043	0.0017 J	0.0014 J

Notes:
1. Results for parameters are reported in milligrams per liter (mg/L).
2. < indicates the parameter was not detected above the relevant laboratory method detection limit (MDL).
3. J indicates the parameter was detected at such low levels that the precision of the laboratory instrument could not produce a reliable value. Therefore, the value displayed (value J) is qualified by the laboratory as an estimated value.

Summary of Surface Water Analytical Data
January 2015
Plant Wansley Disposal Facility
Heard County

Parameter		SWA-1	SWC-5	SWA-6	SWC-7
		1/21/2015	1/20/2015	1/21/2015	1/21/2015
Required by Permit	Antimony	<0.0020	<0.0020	<0.0020	<0.0020
	Arsenic	<0.0020	<0.0020	<0.0020	0.0028 J
	Barium	0.018	0.075	0.022	0.028
	Beryllium	<0.000075	0.00011 J	<0.000075	0.00012 J
	Cadmium	<0.00025	<0.00025	<0.00025	<0.00025
	Chromium	<0.0010	<0.0010	<0.0010	<0.0010
	Cobalt	<0.00050	0.0062	0.00058 J	0.0014
	Copper	<0.00083	<0.00083	<0.00083	<0.00083
	Lead	<0.0025	<0.0025	<0.0025	<0.0025
	Mercury	<0.0000201	<0.0000201	<0.0000201	<0.0000201
	Nickel	<0.0013	0.0026	<0.0013	<0.0013
	Selenium	<0.0050	<0.0050	<0.0050	<0.0050
	Silver	<0.00050	<0.00050	<0.00050	<0.00050
	Thallium	<0.00009	<0.00009	<0.00009	<0.00009
	Vanadium	0.0011 J	<0.00083	0.00088 J	0.0016 J
	Zinc	0.0026	0.0018 J	0.029	0.0045

Notes:
1. Results for parameters are reported in milligrams per liter (mg/L).
2. < indicates the parameter was not detected above the relevant laboratory method detection limit (MDL).
3. J indicates the parameter was detected at such low levels that the precision of the laboratory instrument could not produce a reliable value. Therefore, the value displayed (value J) is qualified by the laboratory as an estimated value.

Summary of Surface Water Analytical Data
July 2015
Plant Wansley Disposal Facility
Heard County

Parameter		SWA-1	SWA-6	SWC-7
		7/22/2015	7/22/2015	7/22/2015
Required by Permit	Antimony	<0.0020	<0.0020	<0.0020
	Arsenic	<0.0020	0.0022 J	0.0070
	Barium	0.014	0.016	0.027
	Beryllium	<0.000075	<0.000075	0.00010 J
	Cadmium	<0.00025	<0.00025	<0.00025
	Chromium	<0.0010	<0.0010	0.0014
	Cobalt	<0.00050	<0.00050	0.0017
	Copper	<0.00080	<0.00080	<0.00080
	Lead	<0.0025	<0.0025	<0.0025
	Mercury	<0.0000201	<0.0000201	0.0000211 J
	Nickel	<0.0013	<0.0013	<0.0013
	Selenium	<0.0050	<0.0050	<0.0050
	Silver	<0.00050	<0.00050	<0.00050
	Thallium	<0.00006	<0.00006	<0.00006
	Vanadium	<0.0011	<0.0011	0.0032 J
	Zinc	0.0018 J	0.0031	0.0051

Notes:
1. Results for parameters are reported in milligrams per liter (mg/L).
2. < indicates the parameter was not detected above the relevant laboratory method detection limit (MDL).
3. J indicates the parameter was detected at such low levels that the precision of the laboratory instrument could not produce a reliable value. Therefore, the value displayed (value J) is qualified by the laboratory as an estimated value.

Summary of Surface Water Analytical Data
January 2016
Plant Wansley Disposal Facility
Heard County

Parameter		SWA-1	SWA-6	SWC-7
		1/20/2016	1/20/2016	1/20/2016
Required by Permit	Antimony	<0.0020	<0.0020	<0.0020
	Arsenic	<0.0020	0.0020 J	0.0020 J
	Barium	0.022	0.024	0.027
	Beryllium	0.00013 J	0.000083 J	0.000095 J
	Cadmium	<0.00025	<0.00025	<0.00025
	Chromium	<0.0010	<0.0010	<0.0010
	Cobalt	0.00063 J	0.00075 J	0.00077 J
	Copper	0.00089 J	0.00080 J	<0.00075
	Lead	<0.0025	<0.0025	<0.0025
	Mercury	<0.0000110	<0.0000110	<0.0000110
	Nickel	<0.0013	<0.0013	<0.0013
	Selenium	<0.0025	<0.0025	<0.0025
	Silver	<0.00050	<0.00050	<0.00050
	Thallium	<0.0000600	<0.0000600	<0.0000600
	Vanadium	0.0014 J	0.0012 J	0.00095 J
	Zinc	0.0036	0.0074	0.0041

Notes:
1. Results for parameters are reported in milligrams per liter (mg/L).
2. < indicates the parameter was not detected above the relevant laboratory method detection limit (MDL).
3. J indicates the parameter was detected at such low levels that the precision of the laboratory instrument could not produce a reliable value. Therefore, the value displayed (value J) is qualified by the laboratory as an estimated value.

Summary of Surface Water Analytical Data
July 2016
Plant Wansley Disposal Facility
Heard County

Parameter		SWA-1	SWA-6	SWC-7
		7/27/2016	7/27/2016	7/27/2016
Required by Permit	Antimony	<0.0010	<0.0010	<0.0010
	Arsenic	<0.00046	0.0068	0.0062
	Barium	0.010	0.011	0.022
	Beryllium	<0.00034	<0.00034	<0.00034
	Cadmium	<0.00034	<0.00034	<0.00034
	Chromium	<0.0011	<0.0011	<0.0011
	Cobalt	<0.00040	<0.00040	<0.00040
	Copper	<0.0021	<0.0021	<0.0021
	Lead	<0.00035	<0.00035	<0.00035
	Mercury	0.000096 J	0.000091 J	0.000092 J
	Nickel	<0.0018	<0.0018	<0.0018
	Selenium	<0.00024	<0.00024	0.00074 J
	Silver	<0.00011	<0.00011	<0.00011
	Thallium	<0.000085	<0.000085	<0.000085
	Vanadium	0.0014 J	0.0015 J	0.0015 J
	Zinc	<0.0065	<0.0065	<0.0065

Notes:
1. Results for parameters are reported in milligrams per liter (mg/L).
2. < indicates the parameter was not detected above the relevant laboratory method detection limit (MDL).
3. J indicates the parameter was detected at such low levels that the precision of the laboratory instrument could not produce a reliable value. Therefore, the value displayed (value J) is qualified by the laboratory as an estimated value.

Summary of Surface Water Analytical Data
January 2017
Plant Wansley CCR Landfill
Heard County

Parameter		SWA-1	SWA-6	SWC-7
		1/23/2017	1/23/2017	1/23/2017
Appendix III	Boron	<0.021	0.041 J	0.040 J
	Calcium	2.1	12	5.3
	Chloride	2.4	4.7	4.6
	Fluoride	<0.082	0.17 J	0.11 J
	Sulfate	4.3	27	9.9
	TDS	40	74	38
Required by Permit	Antimony	<0.0010	<0.0010	<0.0010
	Arsenic	0.00062 J	0.00074 J	0.018
	Barium	0.029	0.037	0.032
	Beryllium	<0.00034	<0.00034	<0.00034
	Cadmium	<0.00034	<0.00034	<0.00034
	Chromium	0.0012 J	<0.0011	0.0011 J
	Cobalt	0.00077 J	0.00097 J	0.00095 J
	Copper	<0.0021	<0.0021	<0.0021
	Lead	0.0011 J	<0.00035	0.00086 J
	Mercury	<0.000070	<0.000070	<0.000070
	Nickel	<0.0018	<0.0018	<0.0018
	Selenium	<0.00024	<0.00024	<0.00024
	Silver	<0.00011	<0.00011	<0.00011
	Thallium	<0.000085	<0.000085	<0.000085
	Vanadium	0.011	0.011	0.012
	Zinc	0.010 J	0.0077 J	0.0098 J

Notes:
1. Results for parameters are reported in milligrams per liter (mg/L).
2. < indicates the parameter was not detected above the relevant laboratory method detection limit (MDL).
3. J indicates the parameter was detected at such low levels that the precision of the laboratory instrument could not produce a reliable value. Therefore, the value displayed (value J) is qualified by the laboratory as an estimated value.
4. TDS indicates total dissolved solids.
5. Appendix III refer to parameters per 40 CFR § 257.94(a).
6. Parameters required by permit are the list of modified constituents derived from Appendix I of 40 CFR § 258 included in the D&O Plan in the permit.

Summary of Surface Water Analytical Data
August 2017
Plant Wansley CCR Landfill
Heard County

Parameter		SWA-1	SWA-6	SWC-7
		8/1/2017	8/1/2017	8/1/2017
Required by Permit	Antimony	<0.0010	<0.0010	<0.0010
	Arsenic	<0.00046	<0.00046	0.0012 J
	Barium	0.013	0.029	0.020
	Beryllium	<0.00034	<0.00034	<0.00034
	Cadmium	<0.00034	<0.00034	<0.00034
	Chromium	<0.0011	<0.0011	<0.0011
	Cobalt	<0.00040	<0.00040	<0.00040
	Copper	<0.0021	<0.0021	<0.0021
	Lead	<0.00035	<0.00035	<0.00035
	Mercury	<0.000070	<0.000070	<0.000070
	Nickel	<0.0018	<0.0018	<0.0018
	Selenium	<0.00024	<0.00024	0.00048 J
	Silver	<0.00011	<0.00011	<0.00011
	Thallium	<0.000085	<0.000085	<0.000085
	Vanadium	<0.0014	<0.0014	<0.0014
	Zinc	<0.0065	<0.0065	<0.0065

Notes:
1. Results for parameters are reported in milligrams per liter (mg/L).
2. < indicates the parameter was not detected above the relevant laboratory method detection limit (MDL).
3. J indicates the parameter was detected at such low levels that the precision of the laboratory instrument could not produce a reliable value. Therefore, the value displayed (value J) is qualified by the laboratory as an estimated value.

Summary of Surface Water Analytical Data
January 2018
Plant Wansley CCR Landfill
Heard County

Parameter		SWA-1	SWA-6	SWC-7
		1/22/2018	1/24/2018	1/24/2018
Appendix III	Boron	0.026 J	0.067	0.11
	Calcium	3.0	11	8.5
	Chloride	3.7	6.1	9.1
	Fluoride	<0.082	0.13 J	<0.082
	pH	6.66	7.14	7.01
	Sulfate	2.7	20	9.3
	TDS	<3.4	88	<3.4
Required by Permit	Antimony	<0.0010	<0.0010	<0.0010
	Arsenic	<0.00046	0.00071 J	0.0073
	Barium	0.016	0.033	0.025
	Beryllium	<0.00034	<0.00034	<0.00034
	Cadmium	<0.00034	<0.00034	<0.00034
	Chromium	<0.0011	<0.0011	<0.0011
	Cobalt	<0.00040	0.00043 J	0.00073 J
	Copper	<0.0021	<0.0021	<0.0021
	Lead	<0.00035	<0.00035	<0.00035
	Mercury	<0.000070	<0.000070	<0.000070
	Nickel	<0.0018	<0.0018	<0.0018
	Selenium	<0.00024	<0.00024	0.00043 J
	Silver	<0.00011	<0.00011	<0.00011
	Thallium	<0.000085	<0.000085	<0.000085
	Vanadium	<0.0014	0.0018 J	<0.0014
	Zinc	<0.0065	<0.0065	<0.0065

Notes:
1. Results for parameters are reported in milligrams per liter (mg/L). pH results are reported in Standard Units.
2. < indicates the parameter was not detected above the relevant laboratory method detection limit (MDL).
3. J indicates the parameter was detected at such low levels that the precision of the laboratory instrument could not produce a reliable value. Therefore, the value displayed (value J) is qualified by the laboratory as an estimated value.
4. TDS indicates total dissolved solids.
5. Appendix III refer to parameters per 40 CFR § 257.94(a).
6. Parameters required by permit are the list of modified constituents derived from Appendix I of 40 CFR § 258 included in the D&O Plan in the permit.

Summary of Surface Water Analytical Data
June 2018
Plant Wansley CCR Landfill
Heard County

Parameter		SWA-1	SWC-5	SWA-6	SWC-7
		6/25/2018	6/25/2018	6/25/2018	6/26/2018
Appendix III	Boron	<0.021	0.11	0.042 J	0.088
	Calcium	2.6	14	4.1	6.8
	Chloride	2.8	17	5.4	7.5
	Fluoride	<0.082	0.12 J	<0.082	0.11 J
	pH	6.86	5.86	6.64	5.83
	Sulfate	1.2	5.5	3.1	15
	TDS	8.0	100	32	18
Required by Permit	Antimony	<0.0010	<0.0010	<0.0010	<0.0010
	Arsenic	<0.00046	0.0012 J	0.0019	0.0033
	Barium	0.015	0.10	0.016	0.021
	Beryllium	<0.00034	<0.00034	<0.00034	<0.00034
	Cadmium	<0.00034	<0.00034	<0.00034	<0.00034
	Chromium	<0.0011	<0.0011	<0.0011	<0.0011
	Cobalt	<0.00040	0.013	<0.00040	<0.00040
	Copper	<0.0021	<0.0021	<0.0021	<0.0021
	Lead	<0.00035	0.00050 J	<0.00035	<0.00035
	Mercury	<0.000070	<0.000070	<0.000070	<0.000070
	Nickel	<0.0018	0.0022 J	<0.0018	<0.0018
	Selenium	0.00035 J	<0.00024	0.00077 J	0.00030 J
	Silver	<0.00011	<0.00011	<0.00011	<0.00011
	Thallium	<0.000085	<0.000085	<0.000085	<0.000085
	Vanadium	<0.0014	<0.0014	<0.0014	<0.0014
	Zinc	<0.0065	0.0076 J	<0.0065	<0.0065

Notes:
1. Results for parameters are reported in milligrams per liter (mg/L). pH results are reported in Standard Units.
2. < indicates the parameter was not detected above the relevant laboratory method detection limit (MDL).
3. J indicates the parameter was detected at such low levels that the precision of the laboratory instrument could not produce a reliable value. Therefore, the value displayed (value J) is qualified by the laboratory as an estimated value.
4. TDS indicates total dissolved solids.
5. Appendix III refer to parameters per 40 CFR § 257.94(a).
6. Parameters required by permit are the list of modified constituents derived from Appendix I of 40 CFR § 258 included in the D&O Plan in the permit.

Summary of Surface Water Analytical Data
January 2019
Plant Wansley CCR Landfill
Heard County

Parameter		SWA-1	SWC-2	SWC-3	SWC-4	SWC-5	SWA-6	SWC-7	SWC-8
		1/28/2019	1/28/2019	1/28/2019	1/28/2019	1/28/2019	1/28/2019	1/28/2019	1/28/2019
Appendix III	Boron	<0.030	<0.030	<0.030	<0.030	0.14	0.035 J	0.055	<0.030
	Calcium	2.0	13	8.0	4.9	14	3.2	4.3	10
	Chloride	2.2	4.0	25	3.3	19	3.4	4.8	4.1
	Fluoride	0.027 J	0.11 J	0.19 J	0.060 J	0.079 J	0.038 J	0.055 J	0.034 J
	pH	6.69	6.21	6.03	6.26	6.63	6.93	6.75	6.19
	Sulfate	2.3	1.2	2.3	1.6	9.7	3.6	6.2	14
	TDS	18	120	140	73	100	37	56	66
Required by Permit	Antimony	<0.0011	<0.0011	<0.0011	<0.0011	<0.0011	<0.0011	<0.0011	<0.0011
	Arsenic	<0.00032	0.00048 J	0.00047 J	0.00059 J	0.00049 J	0.00084 J	0.00087 J	<0.00032
	Barium	0.021	0.061	0.037	0.051	0.062	0.023	0.026	0.040
	Beryllium	0.00012 J	<0.000057	0.000081 J	<0.000057	<0.000057	0.000091 J	0.000089 J	<0.000057
	Cadmium	<0.00013	<0.00013	<0.00013	<0.00013	<0.00013	<0.00013	<0.00013	<0.00013
	Chromium	0.0017 J	0.0013 J	0.0017 J	0.0011 J	0.0011 J	0.00091 J	0.00082 J	0.0011 J
	Cobalt	0.00038 J	0.0044	0.10	0.010	0.0025	0.00051 J	0.00061 J	0.0029
	Copper	<0.0013	<0.0013	<0.0013	<0.0013	<0.0013	<0.0013	<0.0013	<0.0013
	Lead	0.00045 J	0.00021 J	0.00014 J	0.00016 J	0.00035 J	0.00037 J	0.00033 J	0.00021 J
	Mercury	<0.00010	<0.00010	<0.00010	<0.00010	<0.00010	<0.00010	<0.00010	<0.00010
	Nickel	0.00051 J	0.00043 J	0.0031	0.00043 J	0.0017	0.00051 J	0.00062 J	0.00061 J
	Selenium	<0.00081	<0.00081	<0.00081	<0.00081	<0.00081	<0.00081	<0.00081	<0.00081
	Silver	<0.00012	<0.00012	0.00039 J	<0.00012	<0.00012	<0.00012	<0.00012	<0.00012
	Thallium	<0.000063	<0.000063	<0.000063	<0.000063	<0.000063	<0.000063	<0.000063	<0.000063
	Vanadium	0.0016	0.0011	<0.00090	<0.00090	0.0013	0.0010	<0.00090	<0.00090
	Zinc	0.0036 J	0.0029 J	<0.0024	<0.0024	0.0030 J	0.0045 J	0.0045 J	0.0032 J

Notes:
1. Results for parameters are reported in milligrams per liter (mg/L). pH results are reported in Standard Units.
2. < indicates the parameter was not detected above the relevant laboratory method detection limit (MDL).
3. J indicates the parameter was detected at such low levels that the precision of the laboratory instrument could not produce a reliable value. Therefore, the value displayed (value J) is qualified by the laboratory as an estimated value.
4. TDS indicates total dissolved solids.
5. Appendix III refer to parameters per 40 CFR § 257.94(a).
6. Parameters required by permit are the list of modified constituents derived from Appendix I of 40 CFR § 258 included in the D&O Plan in the permit.

Summary of Surface Water Analytical Data
June 2019
Plant Wansley CCR Landfill
Heard County

Parameter		SWA-1	SWC-2	SWC-3	SWC-5	SWA-6	SWC-7
		6/27/2019	6/27/2019	6/27/2019	6/27/2019	6/27/2019	6/27/2019
Required by Permit	Antimony	<0.00038	<0.00038	<0.00038	<0.00038	<0.00038	<0.00038
	Arsenic	<0.00032	0.0012	0.0025	<0.00032	0.00047 J	0.00041 J
	Barium	0.013	0.050	0.076	0.080	0.019	0.020
	Beryllium	<0.00016	<0.00016	0.00041 J	<0.00016	<0.00016	<0.00016
	Cadmium	<0.00013	<0.00013	<0.00013	<0.00013	<0.00013	<0.00013
	Chromium	0.0023	0.0029	0.0063	0.0022	0.0023	0.0022
	Cobalt	0.00012 J	0.0043	0.098	0.011	0.00022 J	0.00032 J
	Copper	<0.00063	<0.00063	0.0053	0.0052	<0.00063	<0.00063
	Lead	0.00021 J	0.00018 J	0.0045	0.00023 J	0.0011	0.00016 J
	Mercury	<0.00010	<0.00010	<0.00010	<0.00010	<0.00010	<0.00010
	Nickel	<0.00031	0.00037 J	0.0058	0.0056	0.00033 J	0.00041 J
	Selenium	<0.0026	<0.0026	<0.0026	<0.0026	<0.0026	<0.0026
	Silver	<0.00012	<0.00012	<0.00012	<0.00012	<0.00012	<0.00012
	Thallium	<0.00013	<0.00013	<0.00013	<0.00013	<0.00013	<0.00013
	Vanadium	0.0018	0.0017	0.016	0.0011	0.0014	0.0015
	Zinc	0.0057	0.0034 J	0.016	0.010	0.0033 J	<0.0032

Notes:
1. Results for parameters are reported in milligrams per liter (mg/L).
2. < indicates the parameter was not detected above the relevant laboratory method detection limit (MDL).
3. J indicates the parameter was detected at such low levels that the precision of the laboratory instrument could not produce a reliable value. Therefore, the value displayed (value J) is qualified by the laboratory as an estimated value.

Summary of Surface Water Analytical Data
September 2019
Plant Wansley CCR Landfill
Heard County

Parameter		SWA-1	SWC-2	SWC-3	SWC-5	SWA-6	SWC-7
		9/17/2019	9/17/2019	9/17/2019	9/17/2019	9/17/2019	9/17/2019
Appendix III	Boron	0.040 J	<0.039	0.064 J	0.18	0.32	0.35
	Calcium	4.0	16	7.5	14	10	12
	Chloride	2.8	3.2	39	21	14	18
	Fluoride	0.089 J	0.17 J	0.21	0.076 J	0.10 J	0.097 J
	pH	6.94	6.06	5.85	5.81	6.87	7.08
	Sulfate	2.1	0.49 J	1.8	11	9.3	11
	TDS	50	120	240	130	100	89
Required by Permit	Antimony	<0.00038	<0.00038	<0.00038	<0.00038	<0.00038	<0.00038
	Arsenic	0.00034 J	0.0013	0.0010	<0.00032	0.00070 J	0.00085 J
	Barium	0.017	0.047	0.044	0.083	0.022	0.026
	Beryllium	0.00023 J	0.00021 J	0.00038 J	<0.00018	0.00027 J	<0.00018
	Cadmium	<0.00013	<0.00013	<0.00013	<0.00013	<0.00013	<0.00013
	Chromium	<0.0015	0.0023	0.0016 J	<0.0015	<0.0015	<0.0015
	Cobalt	0.00021 J	0.0043	0.16	0.010	0.00031 J	0.00024 J
	Copper	<0.00063	0.00083 J	<0.00063	<0.00063	<0.00063	<0.00063
	Lead	0.00017 J	0.00047 J	0.00037 J	0.00035 J	0.00018 J	<0.00013
	Mercury	<0.00010	<0.00010	<0.00010	<0.00010	<0.00010	<0.00010
	Nickel	<0.00034	0.00062 J	0.0054	0.0049	0.00058 J	0.00039 J
	Selenium	<0.0015	<0.0015	<0.0015	<0.0015	<0.0015	<0.0015
	Silver	<0.00018	<0.00018	<0.00018	<0.00018	<0.00018	<0.00018
	Thallium	<0.00015	<0.00015	<0.00015	<0.00015	<0.00015	<0.00015
	Vanadium	0.0010	0.0028	0.0018	0.0012	0.0012	<0.00099
	Zinc	0.0045 J	0.0061	0.0064	0.011	0.0057	0.0042 J

Notes:

1. Results for parameters are reported in milligrams per liter (mg/L). pH results are reported in Standard Units.
2. < indicates the parameter was not detected above the relevant laboratory method detection limit (MDL).
3. J indicates the parameter was detected at such low levels that the precision of the laboratory instrument could not produce a reliable value. Therefore, the value displayed (value J) is qualified by the laboratory as an estimated value.
4. TDS indicates total dissolved solids.
5. Appendix III refer to parameters per 40 CFR § 257.94(a).
6. Parameters required by permit are the list of modified constituents derived from Appendix I of 40 CFR § 258 included in the D&O Plan in the permit.

Summary of Surface Water Analytical Data
March 2020
Plant Wansley CCR Landfill
Heard County

Parameter		SWA-1	SWC-5	SWC-7	SWC-8
		3/19/2020	3/19/2020	3/19/2020	3/19/2020
Appendix III	Boron	<0.039	0.34	<0.039	<0.039
	Calcium	1.9	20	5.0	13
	Chloride	2.5	26	3.7	3.7
	Fluoride	0.029 J	0.041 J	<0.026	0.036 J
	pH	7.00	6.75	6.59	6.37
	Sulfate	2.2	15	5.4	8.3
	TDS	20	150	44	98
Required by Permit	Antimony	<0.00038	<0.00038	<0.00038	<0.00038
	Arsenic	<0.00031	<0.00031	<0.00031	0.00067 J
	Barium	0.017	0.077	0.032	0.042
	Beryllium	<0.00018	<0.00018	<0.00018	<0.00018
	Cadmium	<0.00022	<0.00022	<0.00022	<0.00022
	Chromium	<0.0015	<0.0015	<0.0015	<0.0015
	Cobalt	0.00017 J	0.0039	0.0030	0.015
	Copper	<0.00063	<0.00063	0.00083 J	0.00067 J
	Lead	0.00041 J	<0.00013	0.00053 J	0.00029 J
	Mercury	<0.00010	<0.00010	<0.00010	<0.00010
	Nickel	<0.00034	0.0026	0.00040 J	0.0013
	Selenium	<0.0015	<0.0015	<0.0015	<0.0015
	Silver	<0.00018	<0.00018	<0.00018	<0.00018
	Thallium	<0.00015	<0.00015	<0.00015	<0.00015
	Vanadium	<0.00099	<0.00099	0.0019	0.0011
	Zinc	0.0035 J	0.0039 J	0.0036 J	0.0050

Notes:
1. Results for parameters are reported in milligrams per liter (mg/L). pH results are reported in Standard Units.
2. < indicates the parameter was not detected above the relevant laboratory method detection limit (MDL).
3. J indicates the parameter was detected at such low levels that the precision of the laboratory instrument could not produce a reliable value. Therefore, the value displayed (value J) is qualified by the laboratory as an estimated value.
4. TDS indicates total dissolved solids.
5. Appendix III refer to parameters per 40 CFR § 257.94(a).
6. Parameters required by permit are the list of modified constituents derived from Appendix I of 40 CFR § 258 included in the D&O Plan in the permit.

Summary of Surface Water Analytical Data
September 2020
Plant Wansley CCR Landfill
Heard County

Parameter		SWA-1	SWC-3	SWC-5	SWA-6	SWC-7
		9/16/2020	9/16/2020	9/16/2020	9/16/2020	9/16/2020
Appendix III	Boron	0.040 J	0.15	0.20	0.094	0.11
	Calcium	4.3	9.2	15	6.5	7.5
	Chloride	2.9	51	24	6.8	7.7
	Fluoride	0.10	0.24	0.094 J	0.11	0.14
	pH	6.11	5.52	5.79	6.21	6.39
	Sulfate	1.8	1.3	15	6.0	8.2
	TDS	36	180	150	67	50
Required by Permit	Antimony	<0.00038	<0.00038	<0.00038	<0.00038	<0.00038
	Arsenic	<0.00031	0.00099 J	0.00051 J	0.00097 J	0.0035
	Barium	0.024	0.053	0.11	0.025	0.053
	Beryllium	<0.00018	0.00024 J	<0.00018	<0.00018	0.00028 J
	Cadmium	<0.00022	<0.00022	<0.00022	<0.00022	<0.00022
	Chromium	<0.0015	<0.0015	<0.0015	<0.0015	0.0031
	Cobalt	<0.00013	0.20	0.017	0.00033 J	0.0040
	Copper	<0.00063	<0.00063	<0.00063	<0.00063	0.0043
	Lead	0.00022 J	0.00024 J	0.00023 J	0.00063 J	0.0035
	Mercury	<0.00013	<0.00013	<0.00013	<0.00013	<0.00013
	Nickel	0.00044 J	0.0077	0.0063	0.00089 J	0.0033
	Selenium	<0.0015	<0.0015	<0.0015	<0.0015	<0.0015
	Silver	<0.00018	<0.00018	<0.00018	<0.00018	<0.00018
	Thallium	0.00023 J	<0.00015	<0.00015	<0.00015	<0.00015
	Vanadium	<0.00099	0.0012	0.0014	0.0015	0.0078
	Zinc	0.0033 J	0.028	0.0047 J	0.011	0.032

Notes:
1. Results for parameters are reported in milligrams per liter (mg/L). pH results are reported in Standard Units.
2. < indicates the parameter was not detected above the relevant laboratory method detection limit (MDL).
3. J indicates the parameter was detected at such low levels that the precision of the laboratory instrument could not produce a reliable value. Therefore, the value displayed (value J) is qualified by the laboratory as an estimated value.
4. TDS indicates total dissolved solids.
5. Appendix III refer to parameters per 40 CFR § 257.94(a).
6. Parameters required by permit are the list of modified constituents derived from Appendix I of 40 CFR § 258 included in the D&O Plan in the permit.

Summary of Surface Water Analytical Data
March 2021
Plant Wansley CCR Landfill
Heard County

Parameter		SWA-1	SWC-3	SWC-5	SWA-6	SWC-7	SWC-8	SWC-9
		3/17/2021	3/17/2021	3/17/2021	3/17/2021	3/17/2021	3/17/2021	3/17/2021
Appendix III	Boron	<0.039	0.20	0.23	0.062 J	<0.039	<0.039	<0.039
	Calcium	2.7	10	16	9.0	5.6	19	3.1
	Chloride	3.1	55	23	9.8	5.0	4.3	1.9
	Fluoride	0.041 J	0.17	0.075 J	0.11	0.047 J	0.049 J	0.059 J
	pH	7.13	6.40	6.94	7.33	7.04	6.37	5.86
	Sulfate	1.7	2.7	16	13	3.5	11	3.4
	TDS	27	150	110	82	61	110	59
Required by Permit	Antimony	<0.00038	<0.00038	<0.00038	0.00040 J	<0.00038	<0.00038	<0.00038
	Arsenic	<0.00031	0.00048 J	0.00041 J	0.0044	0.00037 J	0.00089 J	<0.00031
	Barium	0.017	0.047	0.096	0.039	0.033	0.048	0.019
	Beryllium	<0.00018	<0.00018	0.00020 J	<0.00018	<0.00018	<0.00018	0.00029 J
	Cadmium	<0.00022	<0.00022	<0.00022	<0.00022	<0.00022	<0.00022	<0.00022
	Chromium	<0.0015	<0.0015	<0.0015	<0.0015	<0.0015	<0.0015	<0.0015
	Cobalt	0.0012 J	0.20	0.0099	0.0016 J	0.0055	0.033	0.013
	Copper	<0.00063	<0.00063	0.0019 J	0.0020	0.00088 J	<0.00063	<0.00063
	Lead	0.00023 J	0.00020 J	0.0019	0.0038	0.00051 J	0.00021 J	0.00020 J
	Mercury	<0.00013	<0.00013	<0.00013	<0.00013	<0.00013	<0.00013	<0.00013
	Nickel	<0.00034	0.0064	0.0041	0.0010	0.00045 J	0.0016	0.0011
	Selenium	<0.0015	<0.0015	<0.0015	<0.0015	<0.0015	<0.0015	<0.0015
	Silver	<0.00018	<0.00018	<0.00018	<0.00018	<0.00018	<0.00018	<0.00018
	Thallium	<0.00015	<0.00015	<0.00015	<0.00015	<0.00015	<0.00015	0.00025 J
	Vanadium	<0.00099	<0.00099	0.0041	0.0022	0.0017	<0.00099	<0.00099
	Zinc	<0.0032	<0.0032	0.0047 J	0.018	<0.0032	0.0084	0.0036 J

Notes:
1. Results for parameters are reported in milligrams per liter (mg/L). pH results are reported in Standard Units.
2. < indicates the parameter was not detected above the relevant laboratory method detection limit (MDL).
3. J indicates the parameter was detected at such low levels that the precision of the laboratory instrument could not produce a reliable value. Therefore, the value displayed (value J) is qualified by the laboratory as an estimated value.
4. TDS indicates total dissolved solids.
5. Appendix III refer to parameters per 40 CFR § 257.94(a).
6. Parameters required by permit are the list of modified constituents derived from Appendix I of 40 CFR § 258 included in the D&O Plan in the permit.

Summary of Surface Water Analytical Data
August 2021
Plant Wansley CCR Landfill
Heard County

Parameter		SWA-1	SWC-3	SWC-5	SWA-6	SWC-7
		8/25/2021	8/25/2021	8/25/2021	8/25/2021	8/25/2021
Appendix III	Boron	<0.039	0.34	0.29	0.066 J	0.18
	Calcium	3.5	16	15	11	9.6
	Chloride	3.3	93	28	5.8	12
	Fluoride	0.16	0.29	0.13	0.18	0.16
	pH	6.98	6.09	5.81	6.98	6.98
	Sulfate	1.5	0.82 J	18	18	12
	TDS	39	240	170	99	91
Required by Permit	Antimony	<0.00038	<0.00038	<0.00038	<0.00038	<0.00038
	Arsenic	<0.00031	0.0016	<0.00031	0.00057 J	0.00083 J
	Barium	0.019	0.061	0.093	0.029	0.032
	Beryllium	<0.00018	<0.00018	<0.00018	<0.00018	<0.00018
	Cadmium	<0.00022	<0.00022	<0.00022	<0.00022	<0.00022
	Chromium	<0.0015	<0.0015	<0.0015	<0.0015	<0.0015
	Cobalt	0.00019 J	0.24	0.015	0.00051 J	0.0018 J
	Copper	<0.00063	<0.00063	<0.00063	<0.00063	0.00086 J
	Lead	0.00017 J	<0.00013	<0.00013	<0.00013	0.00054 J
	Mercury	<0.00013	<0.00013	<0.00013	<0.00013	<0.00013
	Nickel	<0.00034	0.0062	0.0060	0.00043 J	0.0010
	Selenium	<0.0015	<0.0015	<0.0015	<0.0015	<0.0015
	Silver	<0.00018	<0.00018	<0.00018	<0.00018	<0.00018
	Thallium	<0.00015	<0.00015	<0.00015	<0.00015	<0.00015
	Vanadium	<0.00099	<0.00099	<0.00099	<0.00099	0.0020
	Zinc	<0.0032	<0.0032	<0.0032	<0.0032	0.0050

Notes:
1. Results for parameters are reported in milligrams per liter (mg/L). pH results are reported in Standard Units.
2. < indicates the parameter was not detected above the relevant laboratory method detection limit (MDL).
3. J indicates the parameter was detected at such low levels that the precision of the laboratory instrument could not produce a reliable value. Therefore, the value displayed (value J) is qualified by the laboratory as an estimated value.
4. TDS indicates total dissolved solids.
5. Appendix III refer to parameters per 40 CFR § 257.94(a).
6. Parameters required by permit are the list of modified constituents derived from Appendix I of 40 CFR § 258 included in the D&O Plan in the permit.

Summary of Surface Water Analytical Data
March 2022
Plant Wansley CCR Landfill
Heard County

Parameter		SWA-1	SWC-5	SWA-6	SWC-7	SWC-8
		3/4/2022	3/4/2022	3/4/2022	3/4/2022	3/4/2022
Appendix III	Boron	<0.060	0.25	0.092	0.11	<0.060
	Calcium	2.7	16	7.5	8.0	13
	Chloride	3.1	26	11	11	4.2
	Fluoride	0.091 J	0.11	0.13	0.10	0.087 J
	pH	7.00	5.69	6.63	6.95	6.19
	Sulfate	2.2	16	10	12	12
	TDS	39	140	56	67	86
Required by Permit	Antimony	<0.00051	<0.00051	<0.00051	<0.00051	<0.00051
	Arsenic	<0.00028	<0.00028	<0.00028	<0.00028	<0.00028
	Barium	0.018	0.097	0.027	0.028	0.036
	Beryllium	<0.00027	<0.00027	<0.00027	<0.00027	<0.00027
	Cadmium	<0.00022	<0.00022	<0.00022	<0.00022	<0.00022
	Chromium	<0.0015	<0.0015	<0.0015	<0.0015	<0.0015
	Cobalt	<0.00026	0.019	0.00050 J	0.00060 J	0.0053
	Copper	<0.0011	<0.0011	<0.0011	<0.0011	<0.0011
	Lead	<0.00017	<0.00017	<0.00017	<0.00017	0.00020 J
	Mercury	<0.00013	<0.00013	<0.00013	<0.00013	<0.00013
	Nickel	<0.00052	0.0069	<0.00052	0.00063 J	0.00092 J
	Selenium	<0.00074	<0.00074	<0.00074	<0.00074	<0.00074
	Silver	<0.00022	<0.00022	<0.00022	<0.00022	<0.00022
	Thallium	<0.00047	<0.00047	<0.00047	<0.00047	<0.00047
	Vanadium	<0.00078	<0.00078	<0.00078	<0.00078	0.00086 J
	Zinc	0.0035 J	<0.0029	0.0041 J	0.0038 J	0.0034 J

Notes:
1. Results for parameters are reported in milligrams per liter (mg/L). pH results are reported in Standard Units.
2. < indicates the parameter was not detected above the relevant laboratory method detection limit (MDL).
3. J indicates the parameter was detected at such low levels that the precision of the laboratory instrument could not produce a reliable value. Therefore, the value displayed (value J) is qualified by the laboratory as an estimated value.
4. TDS indicates total dissolved solids.
5. Appendix III refer to parameters per 40 CFR § 257.94(a).
6. Parameters required by permit are the list of modified constituents derived from Appendix I of 40 CFR § 258 included in the D&O Plan in the permit.

Summary of Surface Water Analytical Data
August 2022
Plant Wansley CCR Landfill
Heard County

Parameter		SWA-1	SWC-3	SWC-5	SWA-6	SWC-7
		8/17/2022	8/18/2022	8/17/2022	8/18/2022	8/18/2022
Appendix III	Boron	<0.060	0.74	0.20	0.14	0.19
	Calcium	4.7	33	13	9.9	11
	Chloride	2.7	130	21	9.9	11
	Fluoride	0.098 J	0.18	0.070 J	0.11	0.11
	pH	7.04	5.87	5.86	6.69	7.13
	Sulfate	1.8	2.5	12	11	12
	TDS	46	340	140	80	87
Required by Permit	Antimony	<0.00051	0.00051 J	<0.00051	<0.00051	<0.00051
	Arsenic	<0.00028	0.00097 J	<0.00028	0.00064 J	0.00063 J
	Barium	0.020	0.073	0.075	0.024	0.027
	Beryllium	<0.00020	<0.00020	<0.00020	<0.00020	<0.00020
	Cadmium	0.00017 J	<0.000078	<0.000078	<0.000078	<0.000078
	Chromium	<0.0015	<0.0015	<0.0015	<0.0015	<0.0015
	Cobalt	0.00034 J	0.32	0.012	0.00032 J	0.00022 J
	Copper	<0.0011	<0.0011	<0.0011	<0.0011	<0.0011
	Lead	<0.00017	<0.00017	<0.00017	<0.00017	<0.00017
	Mercury	<0.000080	<0.000080	<0.000080	<0.000080	<0.000080
	Nickel	<0.00052	0.011	0.0057	0.0011	0.00075 J
	Selenium	<0.0012	0.0018 J	<0.0012	<0.0012	<0.0012
	Silver	<0.00039	<0.00039	<0.00039	<0.00039	<0.00039
	Thallium	<0.00026	<0.00026	<0.00026	<0.00026	<0.00026
	Vanadium	0.0011	<0.00078	<0.00078	0.0011	<0.00078
	Zinc	<0.0029	<0.0029	0.0032 J	0.0044 J	0.0042 J

Notes:
1. Results for parameters are reported in milligrams per liter (mg/L). pH results are reported in Standard Units.
2. < indicates the parameter was not detected above the relevant laboratory method detection limit (MDL).
3. J indicates the parameter was detected at such low levels that the precision of the laboratory instrument could not produce a reliable value. Therefore, the value displayed (value J) is qualified by the laboratory as an estimated value.
4. TDS indicates total dissolved solids.
5. Appendix III refer to parameters per 40 CFR § 257.94(a).
6. Parameters required by permit are the list of modified constituents derived from Appendix I of 40 CFR § 258 included in the D&O Plan in the permit.

Summary of Surface Water Analytical Data
February 2023
Plant Wansley CCR Landfill
Heard County

Parameter		SWA-1	SWC-5	SWA-6	SWC-7
		2/22/2023	2/22/2023	2/22/2023	2/22/2023
Appendix III	Boron	<0.022	0.25	0.064 J	0.091
	Calcium	2.8	17	6.3	7.4
	Chloride	2.5	21	5.4	6.0
	Fluoride	0.048 J	0.077 J	0.069 J	0.070 J
	pH	7.17	6.19	6.92	7.03
	Sulfate	1.9	13	9.3	11
	TDS	35	140	51	60
Required by Permit	Antimony	<0.00034	<0.00034	<0.00034	<0.00034
	Arsenic	<0.00086	<0.00086	<0.00086	<0.00086
	Barium	0.019	0.082	0.025	0.026
	Beryllium	<0.00020	<0.00020	<0.00020	<0.00020
	Cadmium	<0.000078	<0.000078	<0.000078	<0.000078
	Chromium	<0.0012	0.0012 J	<0.0012	<0.0012
	Cobalt	<0.00022	0.0065	0.00051 J	0.00053 J
	Copper	<0.0011	<0.0011	<0.0011	<0.0011
	Lead	<0.00021	0.00046 J	<0.00021	<0.00021
	Mercury	<0.000080	<0.000080	<0.000080	<0.000080
	Nickel	<0.00042	0.0036	0.00067 J	0.00071 J
	Selenium	<0.00099	<0.00099	<0.00099	<0.00099
	Silver	<0.00039	<0.00039	<0.00039	<0.00039
	Thallium	<0.00026	<0.00026	<0.00026	<0.00026
	Vanadium	<0.00063	0.0014 J	<0.00063	<0.00063
	Zinc	0.0029 J	0.0047 J	0.0056	0.0049 J

Notes:
1. Results for parameters are reported in milligrams per liter (mg/L). pH results are reported in Standard Units.
2. < indicates the parameter was not detected above the relevant laboratory method detection limit (MDL).
3. J indicates the parameter was detected at such low levels that the precision of the laboratory instrument could not produce a reliable value. Therefore, the value displayed (value J) is qualified by the laboratory as an estimated value.
4. TDS indicates total dissolved solids.
5. Appendix III refer to parameters per 40 CFR § 257.94(a).
6. Parameters required by permit are the list of modified constituents derived from Appendix I of 40 CFR § 258 included in the D&O Plan in the permit.

Summary of Surface Water Analytical Data
August 2023
Plant Wansley CCR Landfill
Heard County

Parameter		SWA-1	SWC-3	SWC-5	SWA-6	SWC-7
		8/10/2023	8/10/2023	8/10/2023	8/10/2023	8/10/2023
Appendix III	Boron	0.023 J	1.1	0.19	0.058 J	0.11
	Calcium	4.5	40	14	11	9.6
	Chloride	2.5	130	19	5.3	5.3
	Fluoride	0.11	0.19	0.088 J	0.15	0.16
	pH	7.12	6.04	5.82	6.59	6.93
	Sulfate	2.0	8.9	14	15	12
	TDS	57	400	130	73	62
Required by Permit	Antimony	<0.00034	<0.00034	<0.00034	<0.00034	<0.00034
	Arsenic	<0.00086	<0.00086	<0.00086	0.0012	0.0016
	Barium	0.022	0.072	0.081	0.029	0.025
	Beryllium	<0.00020	<0.00020	<0.00020	<0.00020	<0.00020
	Cadmium	<0.000078	<0.000078	<0.000078	<0.000078	<0.000078
	Chromium	<0.0012	<0.0012	<0.0012	<0.0012	0.0021
	Cobalt	0.00033 J	0.27	0.014	0.00073 J	0.00062 J
	Copper	<0.0011	<0.0011	<0.0011	<0.0011	<0.0011
	Lead	0.00050 J	<0.00021	<0.00021	0.00046 J	0.00034 J
	Mercury	<0.000080	<0.000080	<0.000080	<0.000080	<0.000080
	Nickel	0.00067 J	0.0083	0.0058	0.00065 J	0.00086 J
	Selenium	<0.00099	<0.00099	<0.00099	<0.00099	<0.00099
	Silver	<0.00039	<0.00039	<0.00039	<0.00039	<0.00039
	Thallium	<0.00026	<0.00026	<0.00026	<0.00026	<0.00026
	Vanadium	0.00095 J	<0.00063	<0.00063	0.0011 J	0.00093 J
	Zinc	0.0039 J	<0.0028	0.0030 J	0.0028 J	<0.0028

Notes:

1. Results for parameters are reported in milligrams per liter (mg/L). pH results are reported in Standard Units.
2. < indicates the parameter was not detected above the relevant laboratory method detection limit (MDL).
3. J indicates the parameter was detected at such low levels that the precision of the laboratory instrument could not produce a reliable value. Therefore, the value displayed (value J) is qualified by the laboratory as an estimated value.
4. TDS indicates total dissolved solids.
5. Appendix III refer to parameters per 40 CFR § 257.94(a).
6. Parameters required by permit are the list of modified constituents derived from Appendix I of 40 CFR § 258 included in the D&O Plan in the permit.

Summary of Surface Water Analytical Data
February 2024
Plant Wansley CCR Landfill
Heard County

Parameter		SWA-1	SWC-3	SWC-5	SWA-6	SWC-7
		2/21/2024	2/21/2024	2/21/2024	2/21/2024	2/21/2024
Appendix III	Boron	0.024 J	1.4	0.17	0.051 J	0.13
	Calcium	2.9	53	14	7.5	9.2
	Chloride	3.2	180	21	4.8	7.7
	Fluoride	< 0.20	< 1.0	< 0.20	< 0.20	< 0.20
	pH	6.27	5.55	5.45	5.91	6.46
	Sulfate	2.8	23	17	15	18
	TDS	37	490	130	53	68
Required by Permit	Antimony	< 0.00034	< 0.00034	< 0.00034	< 0.00034	< 0.00034
	Arsenic	< 0.00086	0.0048	< 0.00086	< 0.00086	< 0.00086
	Barium	0.019	0.11	0.084	0.024	0.029
	Beryllium	< 0.00020	0.00024 J	< 0.00020	< 0.00020	< 0.00020
	Cadmium	< 0.000078	0.00044 J	< 0.000078	< 0.000078	< 0.000078
	Chromium	< 0.0012	< 0.0012	< 0.0012	< 0.0012	< 0.0012
	Cobalt	< 0.00022	0.38	0.011	0.00052 J	0.00077 J
	Copper	< 0.0011	< 0.0011	< 0.0011	< 0.0011	< 0.0011
	Lead	< 0.00021	< 0.00021	< 0.00021	< 0.00021	< 0.00021
	Mercury	< 0.000080	< 0.000080	< 0.000080	< 0.000080	< 0.000080
	Nickel	0.00046 J	0.018	0.0060	0.00044 J	0.00091 J
	Selenium	0.0012 J	0.012	< 0.00099	< 0.00099	0.0013 J
	Silver	< 0.00039	< 0.00039	< 0.00039	< 0.00039	< 0.00039
	Thallium	< 0.00026	< 0.00026	< 0.00026	< 0.00026	< 0.00026
	Vanadium	< 0.00063	< 0.00063	< 0.00063	< 0.00063	< 0.00063
	Zinc	< 0.0028	0.0076	0.0046 J	0.0032 J	0.0033 J

Notes:
1. Results for parameters are reported in milligrams per liter (mg/L). pH results are reported in Standard Units.
2. < indicates the parameter was not detected above the relevant laboratory method detection limit (MDL).
3. J indicates the parameter was detected at such low levels that the precision of the laboratory instrument could not produce a reliable value. Therefore, the value displayed (value J) is qualified by the laboratory as an estimated value.
4. TDS indicates total dissolved solids.
5. Appendix III refer to parameters per 40 CFR § 257.94(a).
6. Parameters required by permit are the list of modified constituents derived from Appendix I of 40 CFR § 258 included in the D&O Plan in the permit.

APPENDIX C

STATISTICAL ANALYSIS REPORTS

APPENDIX C

Statistical Analysis Reports
February 2024 Monitoring Event

GROUNDWATER STATS CONSULTING

August 30, 2024

Southern Company Services
Attn: Ms. Kristen Jurinko
241 Ralph McGill Blvd NE, Bin 10160
Atlanta, Georgia 30308

Re: Plant Wansley Landfill – February 2024 Background Update & Statistical Analysis

Dear Ms. Jurinko,

Groundwater Stats Consulting, formerly the statistical consulting division of Sanitas Technologies, is pleased to provide the February 2024 Semi-Annual Groundwater Monitoring Statistical summary of the background update and statistical analysis of groundwater data for Georgia Power Company's Plant Wansley Landfill. The analysis complies with the federal rule for the Disposal of Coal Combustion Residuals (CCR) from Electric Utilities (CCR Rule, 2015), the Georgia Environmental Protection Division (EPD) Rules for Solid Waste Management Chapter 391-3-4-.10, and follows the United States Environmental Protection Agency (USEPA) Unified Guidance (2009).

Sampling began for the CCR program in 2016, and for the State program in 2011 in accordance with the Georgia EPD's Solid Waste Permit. At least 8 background samples have been collected at each of the groundwater monitoring wells. Semi-annual sampling is performed in accordance with the Georgia Department of Natural Resources, Environmental Protection Division groundwater monitoring regulations; and the August 2023 samples are evaluated in this report.

The monitoring well network, as provided by Southern Company Services, consists of the following:

- **Upgradient wells:** GWA-1, GWA-2, GWA-3, GWA-4, GWA-28, and GWA-29
- **Downgradient wells:** GWC-5, GWC-6, GWC-7, GWC-8, GWC-9, GWC-10, GWC-11, GWC-12, GWC-13, GWC-14, GWC-15, GWC-16, GWC-17, GWC-18, GWC-19, GWC-20, GWC-21, GWC-22, GWC-23, GWC-24, GWC-25, GWC-26, GWC-27, GWC-30, GWC-31, GWC-32, GWC-33, GWC-34, and GWC-35

While downgradient well GWC-24 has had periods of being historically dry, this well has been consistently sampled over the past few years. Note that upgradient well GWA-3 was not sampled during this analysis, but historic data were included to characterize concentrations upgradient of the facility. Additionally, sampling began at downgradient well GWC-10 in 2016 for both the CCR and State programs. These well/constituent pairs are discussed below.

Data were sent electronically to Groundwater Stats Consulting, and the statistical analysis was reviewed by Kristina Rayner, Senior Statistician and Founder for Groundwater Stats Consulting. The analysis is prepared according to the recommended statistical methodology prepared in the Fall 2017 by Dr. Kirk Cameron, PhD Statistician with MacStat Consulting, primary author of the USEPA Unified Guidance.

The following constituents were evaluated:

- **CCR Appendix III -** boron, calcium, chloride, fluoride, pH, sulfate, and TDS
- **Georgia EPD Appendix I -** antimony, arsenic, barium, beryllium, cadmium, chromium, cobalt, copper, lead, mercury, nickel, selenium, silver, thallium, vanadium, and zinc

Note that when there are no detections present in downgradient wells for a given constituent, statistical analyses are not required. A summary of Appendix I well/constituent pairs with 100% non-detects follows this letter.

Time series plots for Appendix I and III parameters at all wells are provided for the purpose of screening data at these wells (Figure A). Additionally, a separate section of box plots is included for all constituents at upgradient and downgradient wells (Figure B). The time series plots are used to initially screen for suspected outliers and trends, while the box plots provide visual representation of variation within individual wells and between all wells. Values in background which have been flagged as outliers may be seen in a lighter font and as a disconnected symbol on the graphs. A summary of flagged outliers follows this report (Figure C).

Due to varying detection limits in background data sets due to improved laboratory practices, a substitution of the most recent reporting limit is used for all non-detects. Note that for calculation of intrawell prediction limits, substitution of the most recent reporting limit is performed separately for each well/parameter pair. In some cases, the reporting limit provided by the laboratory contained varying limits for a given parameter; therefore, the substitution may differ from well to well and may result in slight changes in statistical limits between sample events. Substitution of the most recent reporting limit generally gives the most conservative limit in each case. However, in the time series plots, a single reporting limit substitution is used across all wells for a given parameter since the wells are plotted as a group.

In earlier analyses, data at all wells were evaluated for the following: 1) outliers; 2) trends; 3) most appropriate statistical method based on site characteristics of groundwater data upgradient of the facility; and 4) eligibility of downgradient wells when intrawell statistical methods were recommended. Power curves were provided previously, based on a 1-of-3 resample plan for Appendix I constituents and a 1-of-2 resample plan for Appendix III constituents, to demonstrate that the selected statistical methods for the parameters listed above comply with the USEPA Unified Guidance and the Georgia Environmental Protection Division Rules for Solid Waste Management Chapter 391-3-4-.10. During the background update in March 2022, sufficient samples were available for Appendix I constituents to provide sufficient power using a 1-of-2 resample plan. A power curve was provided with the report. The EPA suggests the selected statistical method should provide at least 55% power at 3 standard deviations or at least 80% power at 4 standard deviations. Power curves were based on the following:

Georgia EPD Appendix I Constituents:

- Semi-Annual Sampling
- Intrawell Prediction Limits with 1-of-2 resample plan (all parameters)
- # Constituents: 16
- # Downgradient wells: 29

CCR Appendix III Constituents:

- Semi-Annual Sampling
- Intrawell Prediction Limits with 1-of-2 resample plan – (pH, sulfate, and TDS)
- Interwell Prediction Limits with 1-of-2 resample plan – (boron, calcium, chloride, and fluoride)
- # Constituents: 7
- # Downgradient wells: 29

Parametric prediction limits are utilized when the screened historical data follow a normal or transformed-normal distribution. When data cannot be normalized or the majority of data are non-detects, a nonparametric test is utilized. While the false positive rate associated with the parametric limits is based on an annual 10% (5% per semi-annual event) as recommended by the EPA Unified Guidance (2009), the false positive rate associated with the nonparametric limits is dependent upon the available background sample size, number of future comparisons, and verification resample plan. The distribution of data is tested using the Shapiro-Wilk/Shapiro-Francia test for normality. After testing for normality and performing any adjustments as discussed below (US EPA, 2009), data are analyzed using either parametric or non-parametric prediction limits.

- No statistical analyses are required on wells and analytes containing 100% non-detects (USEPA Unified Guidance, 2009, Chapter 6).
- When data contain <15% non-detects, simple substitution of one-half the reporting limit is utilized in the statistical analysis. The reporting limit utilized for non-detects is the most recent practical quantification limit (PQL) as reported by the laboratory.
- When data contain between 15-50% non-detects, the Kaplan-Meier non-detect adjustment is applied to the background data for parametric limits. This technique adjusts the mean and standard deviation of the historical concentrations to account for concentrations below the reporting limit.
- Nonparametric prediction limits are used on data containing greater than 50% non-detects.

Natural systems continuously evolve due to physical changes made to the environment. Examples include capping a landfill, paving areas near a well, or lining a drainage channel to prevent erosion. Periodic updating of background statistical limits is necessary to accommodate these types of changes. In the interwell case, prediction limits are updated with upgradient well data during each event after careful screening for any new outliers. In the intrawell case, data for all wells and constituents may re-evaluated when a minimum of 4 new data points are available to determine whether earlier concentrations are representative of present-day groundwater quality. In some cases, an earlier portion of data is deselected prior to construction of limits to provide sensitive limits that will rapidly detect changes in groundwater quality. Even though the data are excluded from the calculation, the values will continue to be reported and shown in tables and graphs.

Two-Step Statistical Analysis

Intrawell statistical methods, combined with 1-of-2 plan, may be used as a conservative first step for identifying potential facility impacts in downgradient wells. Intrawell methods

use background data for individual wells and may be overly sensitive to spatial variation. In particular for nonparametric limits with small background sample sizes, the probability of a false positive is higher than the desired annual sitewide rate of 10%. Therefore, a large number of exceedances may occur as a result of spatial variation rather than facility impacts. A second step can be used to further evaluate those exceedances and reduce the overall number of SSIs that result from spatial variation. In instances where intrawell statistical methods identify an apparent SSI, a second step of interwell statistical evaluation may be used to determine whether the measurement exceeds the sitewide background limit based on pooled upgradient well data. This is similar in concept to the procedure used in compliance monitoring programs where an interwell statistical limit is used to determine "background" (USEPA Unified Guidance (2009), Chapter 7, Section 7.5). For the detection monitoring program, if the result does not exceed sitewide (interwell) background, an SSI is not declared.

When the result exceeds the sitewide (interwell) background, the 1-of-2 resample plan allows for collection of an independent resample to confirm or disconfirm the initial finding. A statistically significant increase is not declared unless all resamples also exceed the intrawell prediction limit (United State Environmental Protection Agency (USEPA) Unified Guidance, March 2009, Chapter 19). When the resample confirms the initial exceedance, further research would be required to identify the cause of the exceedance (i.e., impact from the site, natural variation, or an off-site source). When any resample falls within the statistical limit, the initial exceedance is considered to be a false positive result, and no further action is necessary. In cases where intrawell and interwell exceedances are noted and no resamples are collected, the initial exceedance will be considered a confirmed statistically significant increase (SSI).

Trend tests, in addition to interwell prediction limits, are recommended for well/constituent pairs found to have an initial intrawell SSI. Trend analysis will provide for detection of long-term changes and potential facility impacts at a given well in cases where the concentrations at that well remain below the sitewide upgradient limits. Thus, the two-step approach has additional capability to detect long-term changes at downgradient wells compared to interwell methods alone. While a trend may be identified by visual inspection, a quantification of the trend and its significance is needed to identify whether concentrations are statistically significantly increasing, decreasing, or remaining stable over time. The absence of a statistically significant increasing trend indicates that an initial intrawell exceedance is short-term and may be the result of spatial variation rather than facility impact to groundwater. If a facility impact has occurred, it will likely result in additional exceedances in future sampling events. When a statistically significant increasing trend is noted, additional data may be needed to demonstrate that there is reasonable evidence that the initial intrawell statistical exceedance is a result of spatial

variation rather than a result of impact to groundwater quality downgradient of the facility.

Background Screening Summary – Georgia EPD Appendix I – Conducted in August 2019

Outlier Analysis

Time series plots were used to identify suspected outliers, or extreme values that would result in limits that are not representative of the current background data population. Suspected outliers at all wells and parameters were formally tested using Tukey's box plot method and, when identified, flagged in the computer database with "o" and deselected prior to construction of statistical limits.

Using the Tukey box plot method, several outliers were identified. When the most recent values were identified as outliers, values were not flagged in the database at this time (except in cases where they would cause background limits to be elevated) as they may represent a possible trend. If future values do not remain at similar concentrations, these values will be flagged as outliers and deselected. Several low values exist in the data sets and appear on the graphs as possible low outliers relative to the laboratory's Practical Quantitation Limit. However, these values were observed trace values (i.e., measurements reported by the laboratory between the Method Detection Limit and the Practical Quantitation Limit) and, therefore, were not flagged as outliers. Due to changing reporting limits for many constituents, when the non-detects were replaced with the most recent reporting limit, previously flagged "J" values (or estimated values) required flagging as outliers because they were much higher than current reporting limits.

Of the outliers identified by Tukey's method, several values were flagged in the database, and the remaining values were similar to other measurements within a given well or neighboring wells or were reported non-detects. Several other values were flagged in addition to those identified by Tukey's because the values were higher than all remaining concentrations and would cause the statistical limits to be elevated. A summary of all flagged values is included in Figure C.

Additionally, when any values are flagged in the database as outliers, they are plotted in a disconnected and lighter symbol on the time series graph. The accompanying data pages display the flagged value in a lighter font as well.

Seasonality

No obvious seasonal patterns were observed on the time series plots for any of the detected data; therefore, no deseasonalizing adjustments were made to the data. When seasonal patterns are observed, data may be deseasonalized so that the resulting limits will correctly account for the seasonality as a predictable pattern rather than random variation or a release.

Trend Test Analysis

While trends may be identified by visual inspection, a quantification of the trend and its significance is needed. The Sen's Slope/Mann Kendall trend test, which tests for statistically significant increasing or decreasing trends, was used to evaluate data at all upgradient wells and downgradient wells with detections.

In the absence of suspected contamination, significant trending data are typically not included as part of the background data used for construction of prediction limits. This step serves to eliminate the trend and, thus, reduce variation in background. When statistically significant decreasing trends are present, all available data are evaluated to determine whether earlier concentration levels are significantly different from current reported concentrations and will be deselected as necessary. When any records of data are truncated for the reasons above, a summary report will be provided to show the date ranges used in construction of the statistical limits. The required adjustments to the background data are performed by truncating data at the beginning of the record and the truncated data may be seen in a lighter font on the prediction limit data pages.

The results of the trend analyses showed several statistically significant increasing and decreasing trends; however, the majority of these were relatively low in magnitude when compared to average concentrations; therefore, most records required no adjustments at that time.

Exceptions included cobalt and nickel in downgradient well GWC-14 for which current measurements were higher than those reported historically for this well as well as higher than those observed upgradient of the facility. Therefore, trend tests were recommended in lieu of prediction limits and data prior to August 2017 were truncated for cobalt and nickel. An alternate source demonstration was, reportedly, prepared for cobalt and nickel and demonstrated that the concentration levels of these constituents are not a result of practices of the facility. During the March 2022 background update, these records were updated to use current data for construction of prediction limits and are included in the analysis.

Determination of Spatial Variation

The Analysis of Variance (ANOVA) was used to statistically evaluate differences in average concentrations among upgradient wells for constituents detected in downgradient wells. The ANOVA assists in identifying the most appropriate statistical approach. Interwell tests, which compare downgradient well data to statistical limits constructed from pooled upgradient well data, are appropriate when average concentrations are similar across upgradient wells. Intrawell tests, which compare compliance data from a single well to screened historical data within the same well, are appropriate when upgradient wells exhibit spatial variation; when statistical limits constructed from upgradient wells are not representative of the current background data population; and when downgradient water quality is unimpacted compared to upgradient water quality for the same parameter.

The ANOVA identified statistical differences among the means or medians of the upgradient well data for the following constituents: barium, beryllium, cadmium, cobalt, copper, nickel, silver, and zinc. No differences were noted for antimony, arsenic, chromium, mercury, selenium, thallium, and vanadium. The ANOVA could not test lead as the upgradient well data had no variation.

Because this is a lined landfill with pre-waste data that show metals were present in low level detections during the collection of background data, intrawell prediction limits were recommended as the most appropriate statistical analysis at this landfill. It was also noted that for some constituents the reported concentrations were higher in upgradient wells which would result in limits that would not readily detect subtle changes in concentrations in downgradient wells.

Background Update Summary

Georgia EPD Appendix I and CCR Appendix III Constituents – February 2024

Outlier Analysis

Prior to updating background data, Tukey's outlier test and visual screening were used to evaluate data through August 2023 at all wells for Appendix I and III constituents tested using intrawell methods and through February 2024 on pooled upgradient well data for Appendix III constituents tested using interwell methods. While Tukey's test identified several outliers, only the most extreme values were flagged in the database, such as the highest values for pH at wells GWC-21, GWC-23, GWC-24, GWC-34, and GWC-35, the lowest value for pH at well GWC-23, and the highest value for TDS at GWC-23. All other measurements to be representative of spatial variation in both upgradient and

downgradient wells or resulted from reported trace values compared to non-detect measurements within a record. Other values that were flagged but not identified by Tukey's test such as the highest values for cobalt at GWC-33 and highest values for zinc at GWC-9, were identified visually and flagged as outliers in order to obtain statistical limits that are conservative (lower) from a regulatory perspective. No changes were made to previously flagged values in upgradient wells for constituents evaluated using interwell prediction limits.

As mentioned above, flagged data are displayed in a lighter font and as a disconnected symbol on the time series reports, as well as in a lighter font on the accompanying data pages. An updated summary of flagged outliers follows this letter (Figure C).

Mann-Whitney Evaluation

For constituents requiring intrawell prediction limits (all Appendix I constituents and pH, sulfate, and TDS for the Appendix III constituents), the Mann-Whitney (Wilcoxon Rank Sum) test was used to compare the medians of historical data through August 2021, to new compliance samples at each well through August 2023 (Figures D and E). Previously truncated records were also compared to more recent data through August 2023. Any records that were truncated during previous updates due to concentrations that were not representative of present-day groundwater quality conditions used curtailed portions of the respective record for comparison with the Mann-Whitney test. Discussions of any truncated records were included in previous background update reports.

If the medians of the two groups are not significantly different at the 99% confidence level, background data are typically updated to include the newer compliance data. The Mann-Whitney test identified statistically significant differences for the following well/constituent pairs:

Appendix I:

- Antimony: GWA-1 (upgradient), GWC-13, GWC-20
- Barium: GWC-12, GWC-34, GWC-35, and GWC-8
- Cadmium: GWA-28 (upgradient), GWC-13, GWC-19, GWC-21, GWC-31, GWC-34, GWC-7, and GWC-9
- Cobalt: GWC-11 and GWC-5
- Lead: GWC-13, GWC-16, and GWC-7
- Nickel: GWA-2, GWA-4 (both upgradient), and GWC-26
- Vanadium: GWC-18
- Zinc: GWC-32

Appendix III:

- pH: GWC-9
- Sulfate: GWC-10, GWC-12, GWC-32, GWC-33, and GWC-7
- TDS: GWC-7

The majority of these differences resulted from reported trace values compared to non-detect results within a given record. In some cases, while the median of the compliance data was identified as significantly different from the background median, the reported concentrations in more recent data were similar to those reported historically. Examples include barium in wells GWC-12, GWC-34, and GWC-8; pH in well GWC-9; sulfate in well GWC-32; and zinc in well WC-32. Therefore, all records were updated through August 2023, except for barium in downgradient well GWC-35. Compliance concentrations were slightly higher than historical concentrations within this well.

Additionally, the historical portion of the records for cobalt at wells GWC-11 and GWC-5; sulfate in wells GWC-10 GWC-33, and GWC-7; and TDS in GWC-7 were truncated to use the more recent portion of the records with lower reported concentrations than those reported historically within each record. This step serves to provide prediction limits that are conservative (i.e., lower) from a regulatory perspective.

Regarding the statistically significant increase in medians for sulfate at well GWC-12, the historical portion of the record was truncated to use more recent and stable measurements for construction of an intrawell prediction limit. The slight increase in low-level measurements is, reportedly, attributed to an above-ground expansion joint failure which occurred on a return water pipe in the area in 2014 rather than a result of an impact from the regulated lined landfill.

A summary of background date ranges for these well/constituent pairs, along with other well/constituent pairs with truncated records, follows this letter. All records for constituents using intrawell methods will be re-evaluated during the next background update as discussed earlier.

Upgradient Well Trend Tests – Interwell

The Sen's Slope/Mann Kendall trend test was used to evaluate data at upgradient wells for each of the parameters tested using interwell prediction limits—boron, calcium, chloride, and fluoride (Appendix III) to identify statistically significant increasing or decreasing trends in background at the 99% confidence level (Figure F). The following statistically significant trends were noted:

Increasing:

- Calcium: GWA-1 and GWA-28
- Chloride: GWA-3

Decreasing:

- Chloride: GWA-29
- Fluoride: GWA-29

The majority of identified significant trends were marginal relative to the average concentrations therefore, no adjustments were required. Truncation of upgradient well records to remove decreasing trends should be done with caution since the higher concentrations could appear in future years at downgradient wells in the absence of facility impacts.

Statistical Analysis of Georgia EPD Appendix I Constituents – February 2024

Intrawell limits constructed from carefully screened background data from within each well serve to provide statistical limits that are representative of the background data population, and that will rapidly identify a change in more recent compliance data from within a given well. The most recent sample from the same well is compared to its respective background. This statistical method removes the element of variation from across wells and eliminates the chance of mistaking spatial variation for a release from the facility.

In cases where downgradient average concentrations are higher than observed upgradient concentrations for a given constituent where intrawell analyses are recommended, the current assumption is that this is due to spatial variation rather than a result of practices at the landfill. Validation of this assumption requires a separate analysis or investigation that is beyond the scope of this data screening study. However, for this site, the pre-waste data support the assumption of spatial variation rather than impacts of the landfill.

Intrawell Prediction Limits

Intrawell prediction limits, combined with a 1-of-2 resample plan, were constructed using all available data through August 2023, except for the cases mentioned above, for each well with detections (Figure G). No statistical analyses were required for well/constituent pairs with 100% non-detects. The February 2024 compliance data are compared to the intrawell background limits.

As discussed earlier, trend tests were previously used in lieu of prediction limits for barium at downgradient well GWC-14 due to more recent reported higher measurements. However, an ASD was prepared that, reportedly, demonstrated more recent observations were due to variation of groundwater quality rather than a result of practices at the facility. Therefore, a truncated portion of the more recent data was used to construct an intrawell prediction limit and was used to evaluate barium at this well.

In the event of an initial exceedance of compliance well data, the 1-of-2 resample plan allows for collection of an additional sample to determine whether the initial exceedance is confirmed. When the resample confirms the initial exceedance, a statistically significant increase (SSI) is identified, and further research would be required to identify the cause of the exceedance (i.e., impact from the site, natural variation, or an off-site source). If the resample falls within the statistical limit, the initial exceedance is considered to be a false positive result, and no further action is necessary. A summary of the Georgia EPD prediction limits follows this report. Exceedances were noted for the following well/constituent pairs:

- Antimony: GWC-13
- Arsenic: GWA-1 (upgradient)
- Barium: GWC-17, GWC-34, and GWC-35
- Copper: GWC-34
- Lead: GWA-2 (upgradient)
- Zinc: GWC-24

Two-Step Approach

Following the two-step analysis procedure, interwell prediction limits were then constructed using pooled upgradient well data to evaluate the initial intrawell prediction limit exceedances for the downgradient well/constituent pairs mentioned above (Figure H). The following exceedance was identified:

- Antimony: GWC-13

Trend Test Analysis – Appendix I Constituents

Data from downgradient well/constituent pairs for Appendix I constituents found to exceed their respective prediction limit are further evaluated using the Sen's Slope/Mann Kendall trend test at the 99% confidence level along with upgradient wells for the same constituents (Figure I). Upgradient wells are included in the trend analyses for all parameters found to exceed their prediction limit in downgradient wells to identify whether similar patterns exist upgradient of the site. Such patterns are an indication of

variability in groundwater unrelated to practices at the site. A summary of the trend test results follows this letter and the following statistically significant trends were identified:

Increasing:

- Barium: GWA-4 (upgradient), GWC-17, GWC-34, and GWC-35
- Zinc: GWA-28 (upgradient)

Decreasing:

- Copper: GWA-29 (upgradient)

Statistical Analysis of CCR Appendix III Parameters – February 2024

As mentioned above, intrawell limits constructed from carefully screened background data from within each well serve to provide statistical limits that are representative of the background data population, and that will rapidly identify a change in more recent compliance data from within a given well. Interwell prediction limits pool upgradient well data to establish a background limit for an individual constituent. The most recent sample from each downgradient well is compared to the background limit to determine whether apparent exceedances are present.

Intrawell Prediction Limits

For sulfate, pH, and TDS, intrawell prediction limits, combined with a 1-of-2 resample plan, were constructed using all historical data through August 2023, except for the case of sulfate in wells GWC-5, which uses historical data from 5/1/2017 through 8/19/2021, and GWC-12, which uses historical data from 1/25/2019 through 8/14/2023 (Figure J). The February 2024 samples were compared to established statistical limits. Exceedances were noted for the following well/constituent pairs:

- pH: GWC-31 and GWC-34
- Sulfate: GWA-2 (upgradient), GWC-15, GWC-17, GWC-20, GWC-23
- TDS: GWC-24 and GWC-35

Two-Step Approach

Following the two-step analysis procedure, interwell prediction limits were then constructed using pooled upgradient well data to evaluate the initial intrawell prediction limit exceedances for the downgradient well/constituent pairs mentioned above (Figure K). The following exceedance was noted:

- pH: GWC-31

Interwell Prediction Limits

For boron, calcium, chloride, and fluoride which are evaluated using all historical upgradient well data through February 2024 to construct interwell prediction limits combined with a 1-of-2 resample plan (Figure L). The following statistically significant increases were identified:

- Boron: GWC-14
- Chloride: GWC-14

Trend Test Analysis – Appendix III Constituents

Data from downgradient well/constituent pairs for Appendix III constituents found to exceed their respective prediction limit are further evaluated using the Sen's Slope/Mann Kendall trend test at the 99% confidence level along with upgradient wells for the same constituents (Figure M). As mentioned above, upgradient wells are included in the trend analyses for all parameters found to exceed their prediction limit in downgradient wells to identify whether similar patterns exist upgradient of the site. Such patterns are an indication of variability in groundwater unrelated to practices at the site. A summary of the trend test results follows this letter and the following statistically significant trends were identified:

Increasing:
- Chloride: GWA-3 (upgradient)

Decreasing:
- Chloride: GWA-29 (upgradient)
- pH: GWA-3 (upgradient)

Resample Reports – March 2024

Additional data were collected in March 2024 based on the results of the two-step approach for the following well/constituent pairs:

- Antimony: GWC-13
- pH: GWC-13 and GWC-31

Intrawell prediction limits were constructed using background data through August 2023 to compare the March 2024 resamples for Appendix I and III parameters (Figures N and O, respectively). No exceedances were identified and, therefore, no further action is required.

Summary

Based on the results of the February 2024 statistical analyses for Appendix I and III constituents, the following downgradient prediction limit exceedances were identified:

Appendix I
- None

Appendix III
- Boron: GWC-14
- Chloride: GWC-14

The Sen's Slope/Mann-Kendall trend test was used to identify statistically significant trends for any Appendix I and Appendix III well/constituent pairs initially found to exceed their respective prediction limit. The following statistically significant trends were identified:

Increasing:
- Barium: GWA-4 (upgradient), GWC-17, GWC-34, and GWC-35
- Chloride: GWA-3 (upgradient)
- Zinc: GWA-28 (upgradient)

Decreasing:
- Chloride: GWA-29 (upgradient)
- Copper: GWA-29 (upgradient)
- pH: GWA-3 (upgradient)

Thank you for the opportunity to assist you in the statistical analysis of groundwater quality for Plant Wansley Landfill. If you have any questions or comments, please feel free to contact us.

For Groundwater Stats Consulting,





Easton Rayner
Data Analyst

Kristina Rayner
Senior Statistician

Sanitas™ v.10.0.20 Software licensed to Groundwater Stats Consulting. UG

Date Ranges

Date: 8/13/2024 10:50 AM

Plant Wansley Client: Southern Company Data: Wansley Landfill

Barium (mg/L)
- GWC-14 background:3/30/2016-8/14/2023
- GWC-35 background:9/16/2011-8/18/2021

Cobalt (mg/L)
- GWC-11 background:1/24/2019-8/14/2023
- GWC-14 background:3/30/2016-8/14/2023
- GWC-5 background:3/22/2017-8/14/2023
- GWC-7 background:6/24/2014-8/9/2023

Copper (mg/L)
- GWA-3 background:8/31/2011-8/8/2023
- GWC-10 background:1/25/2016-8/10/2023
- GWC-24 background:7/8/2014-8/16/2023

Nickel (mg/L)
- GWA-3 background:8/31/2011-8/8/2023
- GWC-10 background:1/25/2016-8/10/2023
- GWC-14 background:1/27/2016-8/14/2023
- GWC-24 background:7/8/2014-8/16/2023

Silver (mg/L)
- GWA-3 background:8/31/2011-8/8/2023
- GWC-10 background:1/25/2016-8/10/2023
- GWC-24 background:7/8/2014-8/16/2023

Sulfate as SO4 (mg/L)
- GWC-10 background:1/31/2019-8/10/2023
- GWC-12 background:1/25/2019-8/14/2023
- GWC-33 background:8/24/2017-8/15/2023
- GWC-5 background:5/2/2017-8/14/2023
- GWC-7 background:9/10/2019-8/9/2023

Total Dissolved Solids [TDS] (mg/L)
- GWC-7 background:1/26/2017-8/9/2023

Vanadium (mg/L)
- GWA-3 background:8/31/2011-8/8/2023
- GWC-10 background:1/25/2016-8/10/2023
- GWC-24 background:7/8/2014-8/16/2023

Zinc (mg/L)
- GWA-3 background:8/31/2011-8/8/2023
- GWC-10 background:1/25/2016-8/10/2023
- GWC-14 background:1/27/2016-8/14/2023
- GWC-24 background:7/8/2014-8/16/2023

100% Non-Detects: Appendix I

Analysis Run 4/15/2024 11:19 AM View: Appendix I
Plant Wansley Data: Wansley Landfill

Antimony (mg/L)
GWA-4, GWC-12, GWC-14, GWC-15, GWC-16, GWC-17, GWC-19, GWC-21, GWC-34, GWC-35, GWC-7, GWC-8, GWC-9

Arsenic (mg/L)
GWC-10, GWC-15, GWC-27, GWC-30

Beryllium (mg/L)
GWA-4, GWC-10, GWC-13, GWC-5, GWC-7

Cadmium (mg/L)
GWA-2, GWA-4, GWC-12, GWC-15, GWC-16, GWC-18, GWC-20, GWC-23, GWC-26, GWC-27, GWC-30, GWC-32, GWC-33, GWC-35, GWC-6

Cobalt (mg/L)
GWA-28, GWC-13, GWC-18, GWC-30

Copper (mg/L)
GWA-1, GWA-4, GWC-18, GWC-30, GWC-32, GWC-7

Lead (mg/L)
GWA-1, GWC-14, GWC-32, GWC-35, GWC-6

Nickel (mg/L)
GWC-30

Selenium (mg/L)
GWA-2, GWA-3, GWC-10, GWC-17, GWC-19, GWC-20, GWC-23, GWC-24, GWC-34, GWC-7

Silver (mg/L)
GWA-1, GWA-2, GWA-28, GWA-3, GWA-4, GWC-10, GWC-13, GWC-15, GWC-18, GWC-19, GWC-20, GWC-30, GWC-34, GWC-35, GWC-7, GWC-8, GWC-9

Thallium (mg/L)
GWA-28, GWA-29, GWA-3, GWC-10, GWC-16, GWC-17, GWC-18, GWC-26, GWC-32, GWC-5

Appendix I Mann-Whitney - Significant Results

Plant Wansley Client: Southern Company Data: Wansley Landfill Printed 8/13/2024, 10:27 AM

Constituent	Well	Calc.	0.01	Alpha	Sig.	Method
Antimony (mg/L)	**GWA-1 (bg)**	**-2.83**	**Yes**	**0.01**	**Yes**	**Mann-W**
Antimony (mg/L)	**GWC-13**	**-3.514**	**Yes**	**0.01**	**Yes**	**Mann-W**
Antimony (mg/L)	**GWC-20**	**-2.83**	**Yes**	**0.01**	**Yes**	**Mann-W**
Barium (mg/L)	**GWC-12**	**2.947**	**Yes**	**0.01**	**Yes**	**Mann-W**
Barium (mg/L)	**GWC-34**	**2.668**	**Yes**	**0.01**	**Yes**	**Mann-W**
Barium (mg/L)	**GWC-35**	**3.142**	**Yes**	**0.01**	**Yes**	**Mann-W**
Barium (mg/L)	**GWC-8**	**-2.863**	**Yes**	**0.01**	**Yes**	**Mann-W**
Cadmium (mg/L)	**GWA-28 (bg)**	**-2.83**	**Yes**	**0.01**	**Yes**	**Mann-W**
Cadmium (mg/L)	**GWC-13**	**-2.83**	**Yes**	**0.01**	**Yes**	**Mann-W**
Cadmium (mg/L)	**GWC-19**	**-2.83**	**Yes**	**0.01**	**Yes**	**Mann-W**
Cadmium (mg/L)	**GWC-21**	**-3.539**	**Yes**	**0.01**	**Yes**	**Mann-W**
Cadmium (mg/L)	**GWC-31**	**-2.6**	**Yes**	**0.01**	**Yes**	**Mann-W**
Cadmium (mg/L)	**GWC-34**	**-3.997**	**Yes**	**0.01**	**Yes**	**Mann-W**
Cadmium (mg/L)	**GWC-7**	**-2.83**	**Yes**	**0.01**	**Yes**	**Mann-W**
Cadmium (mg/L)	**GWC-9**	**-2.83**	**Yes**	**0.01**	**Yes**	**Mann-W**
Cobalt (mg/L)	**GWC-11**	**-3.102**	**Yes**	**0.01**	**Yes**	**Mann-W**
Cobalt (mg/L)	**GWC-5**	**-2.628**	**Yes**	**0.01**	**Yes**	**Mann-W**
Lead (mg/L)	**GWC-13**	**-2.83**	**Yes**	**0.01**	**Yes**	**Mann-W**
Lead (mg/L)	**GWC-16**	**-2.83**	**Yes**	**0.01**	**Yes**	**Mann-W**
Lead (mg/L)	**GWC-7**	**-2.83**	**Yes**	**0.01**	**Yes**	**Mann-W**
Nickel (mg/L)	**GWA-2 (bg)**	**-3.289**	**Yes**	**0.01**	**Yes**	**Mann-W**
Nickel (mg/L)	**GWA-4 (bg)**	**-2.948**	**Yes**	**0.01**	**Yes**	**Mann-W**
Nickel (mg/L)	**GWC-26**	**-2.799**	**Yes**	**0.01**	**Yes**	**Mann-W**
Vanadium (mg/L)	**GWC-18**	**-2.682**	**Yes**	**0.01**	**Yes**	**Mann-W**
Zinc (mg/L)	**GWC-32**	**-3.039**	**Yes**	**0.01**	**Yes**	**Mann-W**

Appendix I Mann-Whitney - All Results

Plant Wansley Client: Southern Company Data: Wansley Landfill Printed 8/13/2024, 10:27 AM

Constituent	Well	Calc.	0.01	Alpha	Sig.	Method
Antimony (mg/L)	**GWA-1 (bg)**	**-2.83**	**Yes**	**0.01**	**Yes**	**Mann-W**
Antimony (mg/L)	GWA-2 (bg)	-0.06552	No	0.01	No	Mann-W
Antimony (mg/L)	GWA-28 (bg)	0.1629	No	0.01	No	Mann-W
Antimony (mg/L)	GWA-29 (bg)	0.7436	No	0.01	No	Mann-W
Antimony (mg/L)	GWA-3 (bg)	0.6348	No	0.01	No	Mann-W
Antimony (mg/L)	GWC-10	-0.6926	No	0.01	No	Mann-W
Antimony (mg/L)	GWC-11	-0.4564	No	0.01	No	Mann-W
Antimony (mg/L)	**GWC-13**	**-3.514**	**Yes**	**0.01**	**Yes**	**Mann-W**
Antimony (mg/L)	GWC-18	-0.4564	No	0.01	No	Mann-W
Antimony (mg/L)	**GWC-20**	**-2.83**	**Yes**	**0.01**	**Yes**	**Mann-W**
Antimony (mg/L)	GWC-22	0.2739	No	0.01	No	Mann-W
Antimony (mg/L)	GWC-23	0.2739	No	0.01	No	Mann-W
Antimony (mg/L)	GWC-24	1.138	No	0.01	No	Mann-W
Antimony (mg/L)	GWC-25	0.2785	No	0.01	No	Mann-W
Antimony (mg/L)	GWC-26	0.4586	No	0.01	No	Mann-W
Antimony (mg/L)	GWC-27	-1.358	No	0.01	No	Mann-W
Antimony (mg/L)	GWC-30	0.5974	No	0.01	No	Mann-W
Antimony (mg/L)	GWC-31	0.1794	No	0.01	No	Mann-W
Antimony (mg/L)	GWC-32	0.2739	No	0.01	No	Mann-W
Antimony (mg/L)	GWC-33	0.2785	No	0.01	No	Mann-W
Antimony (mg/L)	GWC-5	-0.06552	No	0.01	No	Mann-W
Antimony (mg/L)	GWC-6	0.2739	No	0.01	No	Mann-W
Arsenic (mg/L)	GWA-1 (bg)	0.2739	No	0.01	No	Mann-W
Arsenic (mg/L)	GWA-2 (bg)	0.2739	No	0.01	No	Mann-W
Arsenic (mg/L)	GWA-28 (bg)	0.2739	No	0.01	No	Mann-W
Arsenic (mg/L)	GWA-29 (bg)	0.4752	No	0.01	No	Mann-W
Arsenic (mg/L)	GWA-3 (bg)	0.375	No	0.01	No	Mann-W
Arsenic (mg/L)	GWA-4 (bg)	0.3343	No	0.01	No	Mann-W
Arsenic (mg/L)	GWC-11	-0.4678	No	0.01	No	Mann-W
Arsenic (mg/L)	GWC-12	-0.5304	No	0.01	No	Mann-W
Arsenic (mg/L)	GWC-13	-0.06552	No	0.01	No	Mann-W
Arsenic (mg/L)	GWC-14	-0.5639	No	0.01	No	Mann-W
Arsenic (mg/L)	GWC-16	0.2739	No	0.01	No	Mann-W
Arsenic (mg/L)	GWC-17	0.2739	No	0.01	No	Mann-W
Arsenic (mg/L)	GWC-18	0.4586	No	0.01	No	Mann-W
Arsenic (mg/L)	GWC-19	-0.06552	No	0.01	No	Mann-W
Arsenic (mg/L)	GWC-20	0.4586	No	0.01	No	Mann-W
Arsenic (mg/L)	GWC-21	0.4586	No	0.01	No	Mann-W
Arsenic (mg/L)	GWC-22	0.4586	No	0.01	No	Mann-W
Arsenic (mg/L)	GWC-23	0.4586	No	0.01	No	Mann-W
Arsenic (mg/L)	GWC-24	0.3273	No	0.01	No	Mann-W
Arsenic (mg/L)	GWC-25	0.6082	No	0.01	No	Mann-W
Arsenic (mg/L)	GWC-26	0.2739	No	0.01	No	Mann-W
Arsenic (mg/L)	GWC-31	0.3693	No	0.01	No	Mann-W
Arsenic (mg/L)	GWC-32	0.4586	No	0.01	No	Mann-W
Arsenic (mg/L)	GWC-33	-0.4642	No	0.01	No	Mann-W
Arsenic (mg/L)	GWC-34	-0.06552	No	0.01	No	Mann-W
Arsenic (mg/L)	GWC-35	0.2739	No	0.01	No	Mann-W
Arsenic (mg/L)	GWC-5	-0.4564	No	0.01	No	Mann-W
Arsenic (mg/L)	GWC-6	0.2739	No	0.01	No	Mann-W
Arsenic (mg/L)	GWC-7	0.1629	No	0.01	No	Mann-W
Arsenic (mg/L)	GWC-8	0.7163	No	0.01	No	Mann-W
Arsenic (mg/L)	GWC-9	0.4381	No	0.01	No	Mann-W
Barium (mg/L)	GWA-1 (bg)	1.485	No	0.01	No	Mann-W
Barium (mg/L)	GWA-2 (bg)	-0.5927	No	0.01	No	Mann-W
Barium (mg/L)	GWA-28 (bg)	1.342	No	0.01	No	Mann-W
Barium (mg/L)	GWA-29 (bg)	0.08653	No	0.01	No	Mann-W
Barium (mg/L)	GWA-3 (bg)	1.466	No	0.01	No	Mann-W
Barium (mg/L)	GWA-4 (bg)	0.1885	No	0.01	No	Mann-W
Barium (mg/L)	GWC-10	-1.793	No	0.01	No	Mann-W
Barium (mg/L)	GWC-11	-2.355	No	0.01	No	Mann-W
Barium (mg/L)	**GWC-12**	**2.947**	**Yes**	**0.01**	**Yes**	**Mann-W**
Barium (mg/L)	GWC-13	0.9906	No	0.01	No	Mann-W
Barium (mg/L)	GWC-14	0.5547	No	0.01	No	Mann-W
Barium (mg/L)	GWC-15	0.483	No	0.01	No	Mann-W
Barium (mg/L)	GWC-16	1.772	No	0.01	No	Mann-W
Barium (mg/L)	GWC-17	1.897	No	0.01	No	Mann-W
Barium (mg/L)	GWC-18	2.573	No	0.01	No	Mann-W

Appendix I Mann-Whitney - All Results

Plant Wansley Client: Southern Company Data: Wansley Landfill Printed 8/13/2024, 10:27 AM

Constituent	Well	Calc.	0.01	Alpha	Sig.	Method
Barium (mg/L)	GWC-19	1.096	No	0.01	No	Mann-W
Barium (mg/L)	GWC-20	-1.082	No	0.01	No	Mann-W
Barium (mg/L)	GWC-21	2.541	No	0.01	No	Mann-W
Barium (mg/L)	GWC-22	-1.609	No	0.01	No	Mann-W
Barium (mg/L)	GWC-23	-2.033	No	0.01	No	Mann-W
Barium (mg/L)	GWC-24	-0.7818	No	0.01	No	Mann-W
Barium (mg/L)	GWC-25	-0.8282	No	0.01	No	Mann-W
Barium (mg/L)	GWC-26	1.773	No	0.01	No	Mann-W
Barium (mg/L)	GWC-27	0.9927	No	0.01	No	Mann-W
Barium (mg/L)	GWC-30	-0.4284	No	0.01	No	Mann-W
Barium (mg/L)	GWC-31	-0.19	No	0.01	No	Mann-W
Barium (mg/L)	GWC-32	1.111	No	0.01	No	Mann-W
Barium (mg/L)	GWC-33	-2.181	No	0.01	No	Mann-W
Barium (mg/L)	**GWC-34**	**2.668**	**Yes**	**0.01**	**Yes**	**Mann-W**
Barium (mg/L)	**GWC-35**	**3.142**	**Yes**	**0.01**	**Yes**	**Mann-W**
Barium (mg/L)	GWC-5	0.7253	No	0.01	No	Mann-W
Barium (mg/L)	GWC-6	1.125	No	0.01	No	Mann-W
Barium (mg/L)	GWC-7	-2.248	No	0.01	No	Mann-W
Barium (mg/L)	**GWC-8**	**-2.863**	**Yes**	**0.01**	**Yes**	**Mann-W**
Barium (mg/L)	GWC-9	-0.9123	No	0.01	No	Mann-W
Beryllium (mg/L)	GWA-1 (bg)	0.8243	No	0.01	No	Mann-W
Beryllium (mg/L)	GWA-2 (bg)	0.5974	No	0.01	No	Mann-W
Beryllium (mg/L)	GWA-28 (bg)	-0.1897	No	0.01	No	Mann-W
Beryllium (mg/L)	GWA-29 (bg)	-0.5161	No	0.01	No	Mann-W
Beryllium (mg/L)	GWA-3 (bg)	0.375	No	0.01	No	Mann-W
Beryllium (mg/L)	GWC-11	0.5974	No	0.01	No	Mann-W
Beryllium (mg/L)	GWC-12	0.4586	No	0.01	No	Mann-W
Beryllium (mg/L)	GWC-14	-0.7907	No	0.01	No	Mann-W
Beryllium (mg/L)	GWC-15	0.2739	No	0.01	No	Mann-W
Beryllium (mg/L)	GWC-16	0.4586	No	0.01	No	Mann-W
Beryllium (mg/L)	GWC-17	0.2739	No	0.01	No	Mann-W
Beryllium (mg/L)	GWC-18	0.2739	No	0.01	No	Mann-W
Beryllium (mg/L)	GWC-19	-1.249	No	0.01	No	Mann-W
Beryllium (mg/L)	GWC-20	0.2739	No	0.01	No	Mann-W
Beryllium (mg/L)	GWC-21	0.4586	No	0.01	No	Mann-W
Beryllium (mg/L)	GWC-22	0.5974	No	0.01	No	Mann-W
Beryllium (mg/L)	GWC-23	0.4586	No	0.01	No	Mann-W
Beryllium (mg/L)	GWC-24	1.138	No	0.01	No	Mann-W
Beryllium (mg/L)	GWC-25	0.4667	No	0.01	No	Mann-W
Beryllium (mg/L)	GWC-26	0.4586	No	0.01	No	Mann-W
Beryllium (mg/L)	GWC-27	0.6421	No	0.01	No	Mann-W
Beryllium (mg/L)	GWC-30	0.2739	No	0.01	No	Mann-W
Beryllium (mg/L)	GWC-31	-0.8895	No	0.01	No	Mann-W
Beryllium (mg/L)	GWC-32	-0.7825	No	0.01	No	Mann-W
Beryllium (mg/L)	GWC-33	-1.04	No	0.01	No	Mann-W
Beryllium (mg/L)	GWC-34	0.7163	No	0.01	No	Mann-W
Beryllium (mg/L)	GWC-35	0.7165	No	0.01	No	Mann-W
Beryllium (mg/L)	GWC-6	0.2739	No	0.01	No	Mann-W
Beryllium (mg/L)	GWC-8	0.4586	No	0.01	No	Mann-W
Beryllium (mg/L)	GWC-9	-1.042	No	0.01	No	Mann-W
Cadmium (mg/L)	GWA-1 (bg)	-1.835	No	0.01	No	Mann-W
Cadmium (mg/L)	**GWA-28 (bg)**	**-2.83**	**Yes**	**0.01**	**Yes**	**Mann-W**
Cadmium (mg/L)	GWA-29 (bg)	-1.765	No	0.01	No	Mann-W
Cadmium (mg/L)	GWA-3 (bg)	-2.051	No	0.01	No	Mann-W
Cadmium (mg/L)	GWC-11	0.5974	No	0.01	No	Mann-W
Cadmium (mg/L)	**GWC-13**	**-2.83**	**Yes**	**0.01**	**Yes**	**Mann-W**
Cadmium (mg/L)	GWC-14	-0.6289	No	0.01	No	Mann-W
Cadmium (mg/L)	**GWC-19**	**-2.83**	**Yes**	**0.01**	**Yes**	**Mann-W**
Cadmium (mg/L)	**GWC-21**	**-3.539**	**Yes**	**0.01**	**Yes**	**Mann-W**
Cadmium (mg/L)	GWC-22	-1.051	No	0.01	No	Mann-W
Cadmium (mg/L)	GWC-24	-1.05	No	0.01	No	Mann-W
Cadmium (mg/L)	GWC-25	0.2785	No	0.01	No	Mann-W
Cadmium (mg/L)	**GWC-31**	**-2.6**	**Yes**	**0.01**	**Yes**	**Mann-W**
Cadmium (mg/L)	**GWC-34**	**-3.997**	**Yes**	**0.01**	**Yes**	**Mann-W**
Cadmium (mg/L)	**GWC-7**	**-2.83**	**Yes**	**0.01**	**Yes**	**Mann-W**
Cadmium (mg/L)	GWC-8	0.2739	No	0.01	No	Mann-W
Cadmium (mg/L)	**GWC-9**	**-2.83**	**Yes**	**0.01**	**Yes**	**Mann-W**
Chromium (mg/L)	GWA-1 (bg)	0.3343	No	0.01	No	Mann-W

Appendix I Mann-Whitney - All Results

Plant Wansley Client: Southern Company Data: Wansley Landfill Printed 8/13/2024, 10:27 AM

Constituent	Well	Calc.	0.01	Alpha	Sig.	Method
Chromium (mg/L)	GWA-2 (bg)	0.4772	No	0.01	No	Mann-W
Chromium (mg/L)	GWA-28 (bg)	-0.041	No	0.01	No	Mann-W
Chromium (mg/L)	GWA-29 (bg)	0.5168	No	0.01	No	Mann-W
Chromium (mg/L)	GWA-3 (bg)	-0.811	No	0.01	No	Mann-W
Chromium (mg/L)	GWA-4 (bg)	0.3344	No	0.01	No	Mann-W
Chromium (mg/L)	GWC-10	-1.289	No	0.01	No	Mann-W
Chromium (mg/L)	GWC-11	-0.8584	No	0.01	No	Mann-W
Chromium (mg/L)	GWC-12	-0.4298	No	0.01	No	Mann-W
Chromium (mg/L)	GWC-13	-0.04775	No	0.01	No	Mann-W
Chromium (mg/L)	GWC-14	0.1629	No	0.01	No	Mann-W
Chromium (mg/L)	GWC-15	-0.06552	No	0.01	No	Mann-W
Chromium (mg/L)	GWC-16	-0.3236	No	0.01	No	Mann-W
Chromium (mg/L)	GWC-17	0.163	No	0.01	No	Mann-W
Chromium (mg/L)	GWC-18	0.3344	No	0.01	No	Mann-W
Chromium (mg/L)	GWC-19	-0.2715	No	0.01	No	Mann-W
Chromium (mg/L)	GWC-20	-1.046	No	0.01	No	Mann-W
Chromium (mg/L)	GWC-21	-0.04775	No	0.01	No	Mann-W
Chromium (mg/L)	GWC-22	-0.3365	No	0.01	No	Mann-W
Chromium (mg/L)	GWC-23	0.2516	No	0.01	No	Mann-W
Chromium (mg/L)	GWC-24	-0.5224	No	0.01	No	Mann-W
Chromium (mg/L)	GWC-25	-0.1837	No	0.01	No	Mann-W
Chromium (mg/L)	GWC-26	-0.04777	No	0.01	No	Mann-W
Chromium (mg/L)	GWC-27	-0.2715	No	0.01	No	Mann-W
Chromium (mg/L)	GWC-30	0.4771	No	0.01	No	Mann-W
Chromium (mg/L)	GWC-31	-0.8282	No	0.01	No	Mann-W
Chromium (mg/L)	GWC-32	-0.2764	No	0.01	No	Mann-W
Chromium (mg/L)	GWC-33	-1.255	No	0.01	No	Mann-W
Chromium (mg/L)	GWC-34	-0.2715	No	0.01	No	Mann-W
Chromium (mg/L)	GWC-35	-0.2715	No	0.01	No	Mann-W
Chromium (mg/L)	GWC-5	-1.323	No	0.01	No	Mann-W
Chromium (mg/L)	GWC-6	-0.04775	No	0.01	No	Mann-W
Chromium (mg/L)	GWC-7	0.1629	No	0.01	No	Mann-W
Chromium (mg/L)	GWC-8	-0.04775	No	0.01	No	Mann-W
Chromium (mg/L)	GWC-9	-0.9685	No	0.01	No	Mann-W
Cobalt (mg/L)	GWA-1 (bg)	-1.726	No	0.01	No	Mann-W
Cobalt (mg/L)	GWA-2 (bg)	1.471	No	0.01	No	Mann-W
Cobalt (mg/L)	GWA-29 (bg)	0.4752	No	0.01	No	Mann-W
Cobalt (mg/L)	GWA-3 (bg)	-0.1464	No	0.01	No	Mann-W
Cobalt (mg/L)	GWA-4 (bg)	0.107	No	0.01	No	Mann-W
Cobalt (mg/L)	GWC-10	-1.907	No	0.01	No	Mann-W
Cobalt (mg/L)	**GWC-11**	**-3.102**	**Yes**	**0.01**	**Yes**	**Mann-W**
Cobalt (mg/L)	GWC-12	-2.058	No	0.01	No	Mann-W
Cobalt (mg/L)	GWC-14	1.015	No	0.01	No	Mann-W
Cobalt (mg/L)	GWC-15	1.383	No	0.01	No	Mann-W
Cobalt (mg/L)	GWC-16	0.2785	No	0.01	No	Mann-W
Cobalt (mg/L)	GWC-19	-0.253	No	0.01	No	Mann-W
Cobalt (mg/L)	GWC-20	0.9249	No	0.01	No	Mann-W
Cobalt (mg/L)	GWC-21	1.396	No	0.01	No	Mann-W
Cobalt (mg/L)	GWC-22	0.4586	No	0.01	No	Mann-W
Cobalt (mg/L)	GWC-23	1.278	No	0.01	No	Mann-W
Cobalt (mg/L)	GWC-24	-1.115	No	0.01	No	Mann-W
Cobalt (mg/L)	GWC-25	-1.711	No	0.01	No	Mann-W
Cobalt (mg/L)	GWC-26	1.021	No	0.01	No	Mann-W
Cobalt (mg/L)	GWC-27	-1.849	No	0.01	No	Mann-W
Cobalt (mg/L)	GWC-31	-0.4803	No	0.01	No	Mann-W
Cobalt (mg/L)	GWC-32	1.471	No	0.01	No	Mann-W
Cobalt (mg/L)	GWC-33	-0.1279	No	0.01	No	Mann-W
Cobalt (mg/L)	GWC-34	0.4667	No	0.01	No	Mann-W
Cobalt (mg/L)	GWC-35	-0.02824	No	0.01	No	Mann-W
Cobalt (mg/L)	**GWC-5**	**-2.628**	**Yes**	**0.01**	**Yes**	**Mann-W**
Cobalt (mg/L)	GWC-6	0.2006	No	0.01	No	Mann-W
Cobalt (mg/L)	GWC-7	-2.31	No	0.01	No	Mann-W
Cobalt (mg/L)	GWC-8	-2.338	No	0.01	No	Mann-W
Cobalt (mg/L)	GWC-9	-0.2759	No	0.01	No	Mann-W
Copper (mg/L)	GWA-2 (bg)	1.197	No	0.01	No	Mann-W
Copper (mg/L)	GWA-28 (bg)	0.3128	No	0.01	No	Mann-W
Copper (mg/L)	GWA-29 (bg)	-2.46	No	0.01	No	Mann-W
Copper (mg/L)	GWA-3 (bg)	0.1103	No	0.01	No	Mann-W

Appendix I Mann-Whitney - All Results

Plant Wansley Client: Southern Company Data: Wansley Landfill Printed 8/13/2024, 10:27 AM

Constituent	Well	Calc.	0.01	Alpha	Sig.	Method
Copper (mg/L)	GWC-10	1.096	No	0.01	No	Mann-W
Copper (mg/L)	GWC-11	0.3866	No	0.01	No	Mann-W
Copper (mg/L)	GWC-12	0.3128	No	0.01	No	Mann-W
Copper (mg/L)	GWC-13	-0.07513	No	0.01	No	Mann-W
Copper (mg/L)	GWC-14	0.7043	No	0.01	No	Mann-W
Copper (mg/L)	GWC-15	-0.5213	No	0.01	No	Mann-W
Copper (mg/L)	GWC-16	0.3128	No	0.01	No	Mann-W
Copper (mg/L)	GWC-17	0.5259	No	0.01	No	Mann-W
Copper (mg/L)	GWC-19	0.3128	No	0.01	No	Mann-W
Copper (mg/L)	GWC-20	-0.07687	No	0.01	No	Mann-W
Copper (mg/L)	GWC-21	0.3128	No	0.01	No	Mann-W
Copper (mg/L)	GWC-22	1.878	No	0.01	No	Mann-W
Copper (mg/L)	GWC-23	0.9566	No	0.01	No	Mann-W
Copper (mg/L)	GWC-24	0.5506	No	0.01	No	Mann-W
Copper (mg/L)	GWC-25	-1.47	No	0.01	No	Mann-W
Copper (mg/L)	GWC-26	0.4871	No	0.01	No	Mann-W
Copper (mg/L)	GWC-27	0.7043	No	0.01	No	Mann-W
Copper (mg/L)	GWC-31	1.154	No	0.01	No	Mann-W
Copper (mg/L)	GWC-33	0.5381	No	0.01	No	Mann-W
Copper (mg/L)	GWC-34	0.3128	No	0.01	No	Mann-W
Copper (mg/L)	GWC-35	0.9566	No	0.01	No	Mann-W
Copper (mg/L)	GWC-5	0.6877	No	0.01	No	Mann-W
Copper (mg/L)	GWC-6	-0.07513	No	0.01	No	Mann-W
Copper (mg/L)	GWC-8	-0.2577	No	0.01	No	Mann-W
Copper (mg/L)	GWC-9	-0.4968	No	0.01	No	Mann-W
Lead (mg/L)	GWA-2 (bg)	-1.704	No	0.01	No	Mann-W
Lead (mg/L)	GWA-28 (bg)	0.2739	No	0.01	No	Mann-W
Lead (mg/L)	GWA-29 (bg)	0.8566	No	0.01	No	Mann-W
Lead (mg/L)	GWA-3 (bg)	0.4731	No	0.01	No	Mann-W
Lead (mg/L)	GWA-4 (bg)	0.2739	No	0.01	No	Mann-W
Lead (mg/L)	GWC-10	0.3565	No	0.01	No	Mann-W
Lead (mg/L)	GWC-11	-1.141	No	0.01	No	Mann-W
Lead (mg/L)	GWC-12	0.2739	No	0.01	No	Mann-W
Lead (mg/L)	**GWC-13**	**-2.83**	**Yes**	**0.01**	**Yes**	**Mann-W**
Lead (mg/L)	GWC-15	-1.704	No	0.01	No	Mann-W
Lead (mg/L)	**GWC-16**	**-2.83**	**Yes**	**0.01**	**Yes**	**Mann-W**
Lead (mg/L)	GWC-17	-1.835	No	0.01	No	Mann-W
Lead (mg/L)	GWC-18	-1.667	No	0.01	No	Mann-W
Lead (mg/L)	GWC-19	-0.8677	No	0.01	No	Mann-W
Lead (mg/L)	GWC-20	0.4669	No	0.01	No	Mann-W
Lead (mg/L)	GWC-21	0.5974	No	0.01	No	Mann-W
Lead (mg/L)	GWC-22	0.4586	No	0.01	No	Mann-W
Lead (mg/L)	GWC-23	-1.003	No	0.01	No	Mann-W
Lead (mg/L)	GWC-24	0.7421	No	0.01	No	Mann-W
Lead (mg/L)	GWC-25	-0.251	No	0.01	No	Mann-W
Lead (mg/L)	GWC-26	0.1629	No	0.01	No	Mann-W
Lead (mg/L)	GWC-27	-0.4771	No	0.01	No	Mann-W
Lead (mg/L)	GWC-30	0.2739	No	0.01	No	Mann-W
Lead (mg/L)	GWC-31	0.6714	No	0.01	No	Mann-W
Lead (mg/L)	GWC-33	-0.8757	No	0.01	No	Mann-W
Lead (mg/L)	GWC-34	-1.704	No	0.01	No	Mann-W
Lead (mg/L)	GWC-5	0.2739	No	0.01	No	Mann-W
Lead (mg/L)	**GWC-7**	**-2.83**	**Yes**	**0.01**	**Yes**	**Mann-W**
Lead (mg/L)	GWC-8	0.5974	No	0.01	No	Mann-W
Lead (mg/L)	GWC-9	0.2739	No	0.01	No	Mann-W
Mercury (mg/L)	GWA-1 (bg)	0.4586	No	0.01	No	Mann-W
Mercury (mg/L)	GWA-2 (bg)	0.4586	No	0.01	No	Mann-W
Mercury (mg/L)	GWA-28 (bg)	0.4586	No	0.01	No	Mann-W
Mercury (mg/L)	GWA-29 (bg)	-0.4725	No	0.01	No	Mann-W
Mercury (mg/L)	GWA-3 (bg)	0.375	No	0.01	No	Mann-W
Mercury (mg/L)	GWA-4 (bg)	0.4586	No	0.01	No	Mann-W
Mercury (mg/L)	GWC-10	0.5805	No	0.01	No	Mann-W
Mercury (mg/L)	GWC-11	0.4586	No	0.01	No	Mann-W
Mercury (mg/L)	GWC-12	0.2739	No	0.01	No	Mann-W
Mercury (mg/L)	GWC-13	0.4586	No	0.01	No	Mann-W
Mercury (mg/L)	GWC-14	1.758	No	0.01	No	Mann-W
Mercury (mg/L)	GWC-15	0.4586	No	0.01	No	Mann-W
Mercury (mg/L)	GWC-16	0.4586	No	0.01	No	Mann-W

Appendix I Mann-Whitney - All Results

Plant Wansley Client: Southern Company Data: Wansley Landfill Printed 8/13/2024, 10:27 AM

Constituent	Well	Calc.	0.01	Alpha	Sig.	Method
Mercury (mg/L)	GWC-17	-0.06552	No	0.01	No	Mann-W
Mercury (mg/L)	GWC-18	0.4586	No	0.01	No	Mann-W
Mercury (mg/L)	GWC-19	0.4586	No	0.01	No	Mann-W
Mercury (mg/L)	GWC-20	0.4586	No	0.01	No	Mann-W
Mercury (mg/L)	GWC-21	0.7163	No	0.01	No	Mann-W
Mercury (mg/L)	GWC-22	0.4586	No	0.01	No	Mann-W
Mercury (mg/L)	GWC-23	0.2739	No	0.01	No	Mann-W
Mercury (mg/L)	GWC-24	0.3273	No	0.01	No	Mann-W
Mercury (mg/L)	GWC-25	0.2785	No	0.01	No	Mann-W
Mercury (mg/L)	GWC-26	0.4586	No	0.01	No	Mann-W
Mercury (mg/L)	GWC-27	0.4586	No	0.01	No	Mann-W
Mercury (mg/L)	GWC-30	0.5974	No	0.01	No	Mann-W
Mercury (mg/L)	GWC-31	0.5037	No	0.01	No	Mann-W
Mercury (mg/L)	GWC-32	0.2739	No	0.01	No	Mann-W
Mercury (mg/L)	GWC-33	0.2785	No	0.01	No	Mann-W
Mercury (mg/L)	GWC-34	0.5974	No	0.01	No	Mann-W
Mercury (mg/L)	GWC-35	0.2739	No	0.01	No	Mann-W
Mercury (mg/L)	GWC-5	0.2739	No	0.01	No	Mann-W
Mercury (mg/L)	GWC-6	0.4586	No	0.01	No	Mann-W
Mercury (mg/L)	GWC-7	0.2739	No	0.01	No	Mann-W
Mercury (mg/L)	GWC-8	0.3284	No	0.01	No	Mann-W
Mercury (mg/L)	GWC-9	0.5974	No	0.01	No	Mann-W
Nickel (mg/L)	GWA-1 (bg)	-2.224	No	0.01	No	Mann-W
Nickel (mg/L)	**GWA-2 (bg)**	**-3.289**	**Yes**	**0.01**	**Yes**	**Mann-W**
Nickel (mg/L)	GWA-28 (bg)	1.079	No	0.01	No	Mann-W
Nickel (mg/L)	GWA-29 (bg)	-2.53	No	0.01	No	Mann-W
Nickel (mg/L)	GWA-3 (bg)	0.4355	No	0.01	No	Mann-W
Nickel (mg/L)	**GWA-4 (bg)**	**-2.948**	**Yes**	**0.01**	**Yes**	**Mann-W**
Nickel (mg/L)	GWC-10	-2.013	No	0.01	No	Mann-W
Nickel (mg/L)	GWC-11	0.1876	No	0.01	No	Mann-W
Nickel (mg/L)	GWC-12	-0.8753	No	0.01	No	Mann-W
Nickel (mg/L)	GWC-13	-2.155	No	0.01	No	Mann-W
Nickel (mg/L)	GWC-14	1.257	No	0.01	No	Mann-W
Nickel (mg/L)	GWC-15	0.5259	No	0.01	No	Mann-W
Nickel (mg/L)	GWC-16	-1.125	No	0.01	No	Mann-W
Nickel (mg/L)	GWC-17	-0.7179	No	0.01	No	Mann-W
Nickel (mg/L)	GWC-18	-1.501	No	0.01	No	Mann-W
Nickel (mg/L)	GWC-19	2.237	No	0.01	No	Mann-W
Nickel (mg/L)	GWC-20	0.5259	No	0.01	No	Mann-W
Nickel (mg/L)	GWC-21	-0.854	No	0.01	No	Mann-W
Nickel (mg/L)	GWC-22	0.5259	No	0.01	No	Mann-W
Nickel (mg/L)	GWC-23	0.1772	No	0.01	No	Mann-W
Nickel (mg/L)	GWC-24	-2.401	No	0.01	No	Mann-W
Nickel (mg/L)	GWC-25	-0.1784	No	0.01	No	Mann-W
Nickel (mg/L)	**GWC-26**	**-2.799**	**Yes**	**0.01**	**Yes**	**Mann-W**
Nickel (mg/L)	GWC-27	0.6877	No	0.01	No	Mann-W
Nickel (mg/L)	GWC-31	-1.545	No	0.01	No	Mann-W
Nickel (mg/L)	GWC-32	0.2958	No	0.01	No	Mann-W
Nickel (mg/L)	GWC-33	0.337	No	0.01	No	Mann-W
Nickel (mg/L)	GWC-34	-1.276	No	0.01	No	Mann-W
Nickel (mg/L)	GWC-35	-1.197	No	0.01	No	Mann-W
Nickel (mg/L)	GWC-5	-0.8892	No	0.01	No	Mann-W
Nickel (mg/L)	GWC-6	1.911	No	0.01	No	Mann-W
Nickel (mg/L)	GWC-7	-1.06	No	0.01	No	Mann-W
Nickel (mg/L)	GWC-8	0.6083	No	0.01	No	Mann-W
Nickel (mg/L)	GWC-9	-0.2094	No	0.01	No	Mann-W
Selenium (mg/L)	GWA-1 (bg)	0.2739	No	0.01	No	Mann-W
Selenium (mg/L)	GWA-28 (bg)	0.4586	No	0.01	No	Mann-W
Selenium (mg/L)	GWA-29 (bg)	0.6196	No	0.01	No	Mann-W
Selenium (mg/L)	GWA-4 (bg)	0.2739	No	0.01	No	Mann-W
Selenium (mg/L)	GWC-11	0.7163	No	0.01	No	Mann-W
Selenium (mg/L)	GWC-12	0.2739	No	0.01	No	Mann-W
Selenium (mg/L)	GWC-13	0.2739	No	0.01	No	Mann-W
Selenium (mg/L)	GWC-14	0.03149	No	0.01	No	Mann-W
Selenium (mg/L)	GWC-15	0.2739	No	0.01	No	Mann-W
Selenium (mg/L)	GWC-16	0.2739	No	0.01	No	Mann-W
Selenium (mg/L)	GWC-18	0.2739	No	0.01	No	Mann-W
Selenium (mg/L)	GWC-21	0.2739	No	0.01	No	Mann-W

Appendix I Mann-Whitney - All Results

Plant Wansley Client: Southern Company Data: Wansley Landfill Printed 8/13/2024, 10:27 AM

Constituent	Well	Calc.	0.01	Alpha	Sig.	Method
Selenium (mg/L)	GWC-22	0.2739	No	0.01	No	Mann-W
Selenium (mg/L)	GWC-25	0.2785	No	0.01	No	Mann-W
Selenium (mg/L)	GWC-26	0.4586	No	0.01	No	Mann-W
Selenium (mg/L)	GWC-27	0.2739	No	0.01	No	Mann-W
Selenium (mg/L)	GWC-30	0.4586	No	0.01	No	Mann-W
Selenium (mg/L)	GWC-31	0.9126	No	0.01	No	Mann-W
Selenium (mg/L)	GWC-32	0.2739	No	0.01	No	Mann-W
Selenium (mg/L)	GWC-33	0.7296	No	0.01	No	Mann-W
Selenium (mg/L)	GWC-35	0.2739	No	0.01	No	Mann-W
Selenium (mg/L)	GWC-5	0.4586	No	0.01	No	Mann-W
Selenium (mg/L)	GWC-6	0.4586	No	0.01	No	Mann-W
Selenium (mg/L)	GWC-8	0.7163	No	0.01	No	Mann-W
Selenium (mg/L)	GWC-9	0.7296	No	0.01	No	Mann-W
Silver (mg/L)	GWA-29 (bg)	0.3938	No	0.01	No	Mann-W
Silver (mg/L)	GWC-11	0.3128	No	0.01	No	Mann-W
Silver (mg/L)	GWC-12	0.3128	No	0.01	No	Mann-W
Silver (mg/L)	GWC-14	0.3128	No	0.01	No	Mann-W
Silver (mg/L)	GWC-16	0.3128	No	0.01	No	Mann-W
Silver (mg/L)	GWC-17	0.3128	No	0.01	No	Mann-W
Silver (mg/L)	GWC-21	0.3128	No	0.01	No	Mann-W
Silver (mg/L)	GWC-22	0.3128	No	0.01	No	Mann-W
Silver (mg/L)	GWC-23	0.3128	No	0.01	No	Mann-W
Silver (mg/L)	GWC-24	0.5893	No	0.01	No	Mann-W
Silver (mg/L)	GWC-25	0.3198	No	0.01	No	Mann-W
Silver (mg/L)	GWC-26	0.3128	No	0.01	No	Mann-W
Silver (mg/L)	GWC-27	0.3198	No	0.01	No	Mann-W
Silver (mg/L)	GWC-31	1.023	No	0.01	No	Mann-W
Silver (mg/L)	GWC-32	0.3128	No	0.01	No	Mann-W
Silver (mg/L)	GWC-33	0.3198	No	0.01	No	Mann-W
Silver (mg/L)	GWC-5	0.3128	No	0.01	No	Mann-W
Silver (mg/L)	GWC-6	0.3198	No	0.01	No	Mann-W
Thallium (mg/L)	GWA-1 (bg)	0.7163	No	0.01	No	Mann-W
Thallium (mg/L)	GWA-2 (bg)	0.2785	No	0.01	No	Mann-W
Thallium (mg/L)	GWA-4 (bg)	0.4589	No	0.01	No	Mann-W
Thallium (mg/L)	GWC-11	0.2835	No	0.01	No	Mann-W
Thallium (mg/L)	GWC-12	0.4752	No	0.01	No	Mann-W
Thallium (mg/L)	GWC-13	0.2835	No	0.01	No	Mann-W
Thallium (mg/L)	GWC-14	0.1111	No	0.01	No	Mann-W
Thallium (mg/L)	GWC-15	0.4586	No	0.01	No	Mann-W
Thallium (mg/L)	GWC-19	0.4586	No	0.01	No	Mann-W
Thallium (mg/L)	GWC-20	0.2739	No	0.01	No	Mann-W
Thallium (mg/L)	GWC-21	0.5974	No	0.01	No	Mann-W
Thallium (mg/L)	GWC-22	0.5974	No	0.01	No	Mann-W
Thallium (mg/L)	GWC-23	0.4752	No	0.01	No	Mann-W
Thallium (mg/L)	GWC-24	0.5653	No	0.01	No	Mann-W
Thallium (mg/L)	GWC-25	0.4842	No	0.01	No	Mann-W
Thallium (mg/L)	GWC-27	2.117	No	0.01	No	Mann-W
Thallium (mg/L)	GWC-30	0.2835	No	0.01	No	Mann-W
Thallium (mg/L)	GWC-31	0.3062	No	0.01	No	Mann-W
Thallium (mg/L)	GWC-33	1.773	No	0.01	No	Mann-W
Thallium (mg/L)	GWC-34	0.2785	No	0.01	No	Mann-W
Thallium (mg/L)	GWC-35	0.6082	No	0.01	No	Mann-W
Thallium (mg/L)	GWC-6	1.021	No	0.01	No	Mann-W
Thallium (mg/L)	GWC-7	0.2835	No	0.01	No	Mann-W
Thallium (mg/L)	GWC-8	0.9621	No	0.01	No	Mann-W
Thallium (mg/L)	GWC-9	-0.07878	No	0.01	No	Mann-W
Vanadium (mg/L)	GWA-1 (bg)	-1.501	No	0.01	No	Mann-W
Vanadium (mg/L)	GWA-2 (bg)	0.8415	No	0.01	No	Mann-W
Vanadium (mg/L)	GWA-28 (bg)	-0.6096	No	0.01	No	Mann-W
Vanadium (mg/L)	GWA-29 (bg)	0.5538	No	0.01	No	Mann-W
Vanadium (mg/L)	GWA-3 (bg)	-0.6855	No	0.01	No	Mann-W
Vanadium (mg/L)	GWA-4 (bg)	0	No	0.01	No	Mann-W
Vanadium (mg/L)	GWC-10	-0.3739	No	0.01	No	Mann-W
Vanadium (mg/L)	GWC-11	-2.502	No	0.01	No	Mann-W
Vanadium (mg/L)	GWC-12	0.5259	No	0.01	No	Mann-W
Vanadium (mg/L)	GWC-13	0.387	No	0.01	No	Mann-W
Vanadium (mg/L)	GWC-14	0.828	No	0.01	No	Mann-W
Vanadium (mg/L)	GWC-15	0.7034	No	0.01	No	Mann-W

Appendix I Mann-Whitney - All Results

Plant Wansley Client: Southern Company Data: Wansley Landfill Printed 8/13/2024, 10:27 AM

Constituent	Well	Calc.	0.01	Alpha	Sig.	Method
Vanadium (mg/L)	GWC-16	-0.8585	No	0.01	No	Mann-W
Vanadium (mg/L)	GWC-17	-1.627	No	0.01	No	Mann-W
Vanadium (mg/L)	**GWC-18**	**-2.682**	**Yes**	**0.01**	**Yes**	**Mann-W**
Vanadium (mg/L)	GWC-19	-0.1151	No	0.01	No	Mann-W
Vanadium (mg/L)	GWC-20	-1.86	No	0.01	No	Mann-W
Vanadium (mg/L)	GWC-21	-0.3126	No	0.01	No	Mann-W
Vanadium (mg/L)	GWC-22	0.06841	No	0.01	No	Mann-W
Vanadium (mg/L)	GWC-23	-0.1268	No	0.01	No	Mann-W
Vanadium (mg/L)	GWC-24	0.1287	No	0.01	No	Mann-W
Vanadium (mg/L)	GWC-25	1.431	No	0.01	No	Mann-W
Vanadium (mg/L)	GWC-26	0.1876	No	0.01	No	Mann-W
Vanadium (mg/L)	GWC-27	-1.578	No	0.01	No	Mann-W
Vanadium (mg/L)	GWC-30	-1.633	No	0.01	No	Mann-W
Vanadium (mg/L)	GWC-31	-1.837	No	0.01	No	Mann-W
Vanadium (mg/L)	GWC-32	0.4873	No	0.01	No	Mann-W
Vanadium (mg/L)	GWC-33	0.155	No	0.01	No	Mann-W
Vanadium (mg/L)	GWC-34	-0.07513	No	0.01	No	Mann-W
Vanadium (mg/L)	GWC-35	0.151	No	0.01	No	Mann-W
Vanadium (mg/L)	GWC-5	-1.861	No	0.01	No	Mann-W
Vanadium (mg/L)	GWC-6	0.151	No	0.01	No	Mann-W
Vanadium (mg/L)	GWC-7	1.086	No	0.01	No	Mann-W
Vanadium (mg/L)	GWC-8	-1.801	No	0.01	No	Mann-W
Vanadium (mg/L)	GWC-9	-1.611	No	0.01	No	Mann-W
Zinc (mg/L)	GWA-1 (bg)	-0.06848	No	0.01	No	Mann-W
Zinc (mg/L)	GWA-2 (bg)	0.7006	No	0.01	No	Mann-W
Zinc (mg/L)	GWA-28 (bg)	0.9232	No	0.01	No	Mann-W
Zinc (mg/L)	GWA-29 (bg)	-0.9591	No	0.01	No	Mann-W
Zinc (mg/L)	GWA-3 (bg)	0.6014	No	0.01	No	Mann-W
Zinc (mg/L)	GWA-4 (bg)	-0.662	No	0.01	No	Mann-W
Zinc (mg/L)	GWC-10	0.17	No	0.01	No	Mann-W
Zinc (mg/L)	GWC-11	0.1328	No	0.01	No	Mann-W
Zinc (mg/L)	GWC-12	-0.0552	No	0.01	No	Mann-W
Zinc (mg/L)	GWC-13	-0.04226	No	0.01	No	Mann-W
Zinc (mg/L)	GWC-14	1.498	No	0.01	No	Mann-W
Zinc (mg/L)	GWC-15	0.6877	No	0.01	No	Mann-W
Zinc (mg/L)	GWC-16	0.6341	No	0.01	No	Mann-W
Zinc (mg/L)	GWC-17	0.08133	No	0.01	No	Mann-W
Zinc (mg/L)	GWC-18	0.2034	No	0.01	No	Mann-W
Zinc (mg/L)	GWC-19	0.9458	No	0.01	No	Mann-W
Zinc (mg/L)	GWC-20	-0.9845	No	0.01	No	Mann-W
Zinc (mg/L)	GWC-21	-1.064	No	0.01	No	Mann-W
Zinc (mg/L)	GWC-22	0.803	No	0.01	No	Mann-W
Zinc (mg/L)	GWC-23	1.347	No	0.01	No	Mann-W
Zinc (mg/L)	GWC-24	-1.688	No	0.01	No	Mann-W
Zinc (mg/L)	GWC-25	-0.4976	No	0.01	No	Mann-W
Zinc (mg/L)	GWC-26	0.954	No	0.01	No	Mann-W
Zinc (mg/L)	GWC-27	0.4204	No	0.01	No	Mann-W
Zinc (mg/L)	GWC-30	-0.3911	No	0.01	No	Mann-W
Zinc (mg/L)	GWC-31	-0.3247	No	0.01	No	Mann-W
Zinc (mg/L)	**GWC-32**	**-3.039**	**Yes**	**0.01**	**Yes**	**Mann-W**
Zinc (mg/L)	GWC-33	0.7178	No	0.01	No	Mann-W
Zinc (mg/L)	GWC-34	0.3253	No	0.01	No	Mann-W
Zinc (mg/L)	GWC-35	1.644	No	0.01	No	Mann-W
Zinc (mg/L)	GWC-5	1.425	No	0.01	No	Mann-W
Zinc (mg/L)	GWC-6	1.779	No	0.01	No	Mann-W
Zinc (mg/L)	GWC-7	0.1623	No	0.01	No	Mann-W
Zinc (mg/L)	GWC-8	0.1816	No	0.01	No	Mann-W
Zinc (mg/L)	GWC-9	0.9428	No	0.01	No	Mann-W

Appendix III Mann-Whitney - Significant Results

Plant Wansley Client: Southern Company Data: Wansley Landfill Printed 8/13/2024, 10:32 AM

Constituent	Well	Calc.	0.01	Alpha	Sig.	Method
pH, Field (S.U.)	**GWC-9**	**-2.91**	**Yes**	**0.01**	**Yes**	**Mann-W**
Sulfate as SO4 (mg/L)	**GWC-10**	**-2.844**	**Yes**	**0.01**	**Yes**	**Mann-W**
Sulfate as SO4 (mg/L)	**GWC-12**	**2.889**	**Yes**	**0.01**	**Yes**	**Mann-W**
Sulfate as SO4 (mg/L)	**GWC-32**	**-2.845**	**Yes**	**0.01**	**Yes**	**Mann-W**
Sulfate as SO4 (mg/L)	**GWC-33**	**-2.77**	**Yes**	**0.01**	**Yes**	**Mann-W**
Sulfate as SO4 (mg/L)	**GWC-7**	**-3.111**	**Yes**	**0.01**	**Yes**	**Mann-W**
Total Dissolved Solids [TDS] (mg/L)	**GWC-7**	**-2.645**	**Yes**	**0.01**	**Yes**	**Mann-W**

Appendix III Mann-Whitney - All Results

Plant Wansley Client: Southern Company Data: Wansley Landfill Printed 8/13/2024, 10:32 AM

Constituent	Well	Calc.	0.01	Alpha	Sig.	Method
pH, Field (S.U.)	GWA-1 (bg)	-0.8526	No	0.01	No	Mann-W
pH, Field (S.U.)	GWA-2 (bg)	-0.8529	No	0.01	No	Mann-W
pH, Field (S.U.)	GWA-28 (bg)	0.1939	No	0.01	No	Mann-W
pH, Field (S.U.)	GWA-29 (bg)	-0.08534	No	0.01	No	Mann-W
pH, Field (S.U.)	GWA-3 (bg)	-0.6068	No	0.01	No	Mann-W
pH, Field (S.U.)	GWA-4 (bg)	1.023	No	0.01	No	Mann-W
pH, Field (S.U.)	GWC-10	-0.4464	No	0.01	No	Mann-W
pH, Field (S.U.)	GWC-11	-0.5427	No	0.01	No	Mann-W
pH, Field (S.U.)	GWC-12	-0.9736	No	0.01	No	Mann-W
pH, Field (S.U.)	GWC-13	0.2435	No	0.01	No	Mann-W
pH, Field (S.U.)	GWC-14	0.6199	No	0.01	No	Mann-W
pH, Field (S.U.)	GWC-15	0.8944	No	0.01	No	Mann-W
pH, Field (S.U.)	GWC-16	-0.2559	No	0.01	No	Mann-W
pH, Field (S.U.)	GWC-17	-2.476	No	0.01	No	Mann-W
pH, Field (S.U.)	GWC-18	-1.028	No	0.01	No	Mann-W
pH, Field (S.U.)	GWC-19	-1.99	No	0.01	No	Mann-W
pH, Field (S.U.)	GWC-20	1.235	No	0.01	No	Mann-W
pH, Field (S.U.)	GWC-21	-0.7668	No	0.01	No	Mann-W
pH, Field (S.U.)	GWC-22	-0.5279	No	0.01	No	Mann-W
pH, Field (S.U.)	GWC-23	-1.884	No	0.01	No	Mann-W
pH, Field (S.U.)	GWC-24	-2.555	No	0.01	No	Mann-W
pH, Field (S.U.)	GWC-25	-0.5688	No	0.01	No	Mann-W
pH, Field (S.U.)	GWC-26	-1.749	No	0.01	No	Mann-W
pH, Field (S.U.)	GWC-27	-0.3104	No	0.01	No	Mann-W
pH, Field (S.U.)	GWC-30	-1.24	No	0.01	No	Mann-W
pH, Field (S.U.)	GWC-31	0.6497	No	0.01	No	Mann-W
pH, Field (S.U.)	GWC-32	-2.153	No	0.01	No	Mann-W
pH, Field (S.U.)	GWC-33	-1.86	No	0.01	No	Mann-W
pH, Field (S.U.)	GWC-34	-1.016	No	0.01	No	Mann-W
pH, Field (S.U.)	GWC-35	-0.4874	No	0.01	No	Mann-W
pH, Field (S.U.)	GWC-5	-1.828	No	0.01	No	Mann-W
pH, Field (S.U.)	GWC-6	-0.65	No	0.01	No	Mann-W
pH, Field (S.U.)	GWC-7	1.705	No	0.01	No	Mann-W
pH, Field (S.U.)	GWC-8	-1.152	No	0.01	No	Mann-W
pH, Field (S.U.)	**GWC-9**	**-2.91**	**Yes**	**0.01**	**Yes**	**Mann-W**
Sulfate as SO4 (mg/L)	GWA-1 (bg)	-0.08293	No	0.01	No	Mann-W
Sulfate as SO4 (mg/L)	GWA-2 (bg)	0.691	No	0.01	No	Mann-W
Sulfate as SO4 (mg/L)	GWA-28 (bg)	-0.9365	No	0.01	No	Mann-W
Sulfate as SO4 (mg/L)	GWA-29 (bg)	-0.8951	No	0.01	No	Mann-W
Sulfate as SO4 (mg/L)	GWA-3 (bg)	0.2613	No	0.01	No	Mann-W
Sulfate as SO4 (mg/L)	GWA-4 (bg)	-0.08238	No	0.01	No	Mann-W
Sulfate as SO4 (mg/L)	**GWC-10**	**-2.844**	**Yes**	**0.01**	**Yes**	**Mann-W**
Sulfate as SO4 (mg/L)	GWC-11	-1.573	No	0.01	No	Mann-W
Sulfate as SO4 (mg/L)	**GWC-12**	**2.889**	**Yes**	**0.01**	**Yes**	**Mann-W**
Sulfate as SO4 (mg/L)	GWC-13	-1.632	No	0.01	No	Mann-W
Sulfate as SO4 (mg/L)	GWC-14	-0.8947	No	0.01	No	Mann-W
Sulfate as SO4 (mg/L)	GWC-15	-0.896	No	0.01	No	Mann-W
Sulfate as SO4 (mg/L)	GWC-16	0.6911	No	0.01	No	Mann-W
Sulfate as SO4 (mg/L)	GWC-17	-1.16	No	0.01	No	Mann-W
Sulfate as SO4 (mg/L)	GWC-18	-0.4032	No	0.01	No	Mann-W
Sulfate as SO4 (mg/L)	GWC-19	-1.515	No	0.01	No	Mann-W
Sulfate as SO4 (mg/L)	GWC-20	-0.8931	No	0.01	No	Mann-W
Sulfate as SO4 (mg/L)	GWC-21	1.662	No	0.01	No	Mann-W
Sulfate as SO4 (mg/L)	GWC-22	-1.106	No	0.01	No	Mann-W
Sulfate as SO4 (mg/L)	GWC-23	-0.7465	No	0.01	No	Mann-W
Sulfate as SO4 (mg/L)	GWC-24	-1.836	No	0.01	No	Mann-W
Sulfate as SO4 (mg/L)	GWC-25	-1.135	No	0.01	No	Mann-W
Sulfate as SO4 (mg/L)	GWC-26	0.04769	No	0.01	No	Mann-W
Sulfate as SO4 (mg/L)	GWC-27	-0.8123	No	0.01	No	Mann-W
Sulfate as SO4 (mg/L)	GWC-30	-1.315	No	0.01	No	Mann-W
Sulfate as SO4 (mg/L)	GWC-31	-2.342	No	0.01	No	Mann-W
Sulfate as SO4 (mg/L)	**GWC-32**	**-2.845**	**Yes**	**0.01**	**Yes**	**Mann-W**
Sulfate as SO4 (mg/L)	**GWC-33**	**-2.77**	**Yes**	**0.01**	**Yes**	**Mann-W**
Sulfate as SO4 (mg/L)	GWC-34	-2.005	No	0.01	No	Mann-W
Sulfate as SO4 (mg/L)	GWC-35	0.3675	No	0.01	No	Mann-W
Sulfate as SO4 (mg/L)	GWC-5	-1.653	No	0.01	No	Mann-W
Sulfate as SO4 (mg/L)	GWC-6	-0.6107	No	0.01	No	Mann-W
Sulfate as SO4 (mg/L)	**GWC-7**	**-3.111**	**Yes**	**0.01**	**Yes**	**Mann-W**

Appendix III Mann-Whitney - All Results

Plant Wansley Client: Southern Company Data: Wansley Landfill Printed 8/13/2024, 10:32 AM

Constituent	Well	Calc.	0.01	Alpha	Sig.	Method
Sulfate as SO4 (mg/L)	GWC-8	-0.1283	No	0.01	No	Mann-W
Sulfate as SO4 (mg/L)	GWC-9	-0.2842	No	0.01	No	Mann-W
Total Dissolved Solids [TDS] (mg/L)	GWA-1 (bg)	1.236	No	0.01	No	Mann-W
Total Dissolved Solids [TDS] (mg/L)	GWA-2 (bg)	0.7719	No	0.01	No	Mann-W
Total Dissolved Solids [TDS] (mg/L)	GWA-28 (bg)	1.908	No	0.01	No	Mann-W
Total Dissolved Solids [TDS] (mg/L)	GWA-29 (bg)	1.363	No	0.01	No	Mann-W
Total Dissolved Solids [TDS] (mg/L)	GWA-3 (bg)	0.5485	No	0.01	No	Mann-W
Total Dissolved Solids [TDS] (mg/L)	GWA-4 (bg)	0.08168	No	0.01	No	Mann-W
Total Dissolved Solids [TDS] (mg/L)	GWC-10	-1.546	No	0.01	No	Mann-W
Total Dissolved Solids [TDS] (mg/L)	GWC-11	-1.383	No	0.01	No	Mann-W
Total Dissolved Solids [TDS] (mg/L)	GWC-12	2.245	No	0.01	No	Mann-W
Total Dissolved Solids [TDS] (mg/L)	GWC-13	0.6505	No	0.01	No	Mann-W
Total Dissolved Solids [TDS] (mg/L)	GWC-14	0.2435	No	0.01	No	Mann-W
Total Dissolved Solids [TDS] (mg/L)	GWC-15	0	No	0.01	No	Mann-W
Total Dissolved Solids [TDS] (mg/L)	GWC-16	1.056	No	0.01	No	Mann-W
Total Dissolved Solids [TDS] (mg/L)	GWC-17	0.7342	No	0.01	No	Mann-W
Total Dissolved Solids [TDS] (mg/L)	GWC-18	0.9745	No	0.01	No	Mann-W
Total Dissolved Solids [TDS] (mg/L)	GWC-19	0.6492	No	0.01	No	Mann-W
Total Dissolved Solids [TDS] (mg/L)	GWC-20	0.2442	No	0.01	No	Mann-W
Total Dissolved Solids [TDS] (mg/L)	GWC-21	1.259	No	0.01	No	Mann-W
Total Dissolved Solids [TDS] (mg/L)	GWC-22	0.8626	No	0.01	No	Mann-W
Total Dissolved Solids [TDS] (mg/L)	GWC-23	0.9377	No	0.01	No	Mann-W
Total Dissolved Solids [TDS] (mg/L)	GWC-24	-0.734	No	0.01	No	Mann-W
Total Dissolved Solids [TDS] (mg/L)	GWC-25	-0.528	No	0.01	No	Mann-W
Total Dissolved Solids [TDS] (mg/L)	GWC-26	-0.2436	No	0.01	No	Mann-W
Total Dissolved Solids [TDS] (mg/L)	GWC-27	0.1221	No	0.01	No	Mann-W
Total Dissolved Solids [TDS] (mg/L)	GWC-30	1.421	No	0.01	No	Mann-W
Total Dissolved Solids [TDS] (mg/L)	GWC-31	-1.705	No	0.01	No	Mann-W
Total Dissolved Solids [TDS] (mg/L)	GWC-32	-0.9342	No	0.01	No	Mann-W
Total Dissolved Solids [TDS] (mg/L)	GWC-33	-1.066	No	0.01	No	Mann-W
Total Dissolved Solids [TDS] (mg/L)	GWC-34	0.2841	No	0.01	No	Mann-W
Total Dissolved Solids [TDS] (mg/L)	GWC-35	1.704	No	0.01	No	Mann-W
Total Dissolved Solids [TDS] (mg/L)	GWC-5	0.4897	No	0.01	No	Mann-W
Total Dissolved Solids [TDS] (mg/L)	GWC-6	1.355	No	0.01	No	Mann-W
Total Dissolved Solids [TDS] (mg/L)	**GWC-7**	**-2.645**	**Yes**	**0.01**	**Yes**	**Mann-W**
Total Dissolved Solids [TDS] (mg/L)	GWC-8	-0.9351	No	0.01	No	Mann-W
Total Dissolved Solids [TDS] (mg/L)	GWC-9	-2.114	No	0.01	No	Mann-W

Upgradient Wells - Trend Tests - Significant Results

Plant Wansley Data: Wansley Landfill Printed 4/10/2024, 5:02 PM

Constituent	Well	Slope	Calc.	Critical	Sig.	N	%NDs	Normality	Xform	Alpha	Method
Calcium (mg/L)	**GWA-1 (bg)**	**0.0239**	**151**	**105**	**Yes**	**24**	**0**	**n/a**	**n/a**	**0.01**	**NP**
Calcium (mg/L)	**GWA-28 (bg)**	**0.09099**	**139**	**105**	**Yes**	**24**	**0**	**n/a**	**n/a**	**0.01**	**NP**
Chloride (mg/L)	**GWA-29 (bg)**	**-0.04557**	**-110**	**-98**	**Yes**	**23**	**0**	**n/a**	**n/a**	**0.01**	**NP**
Chloride (mg/L)	**GWA-3 (bg)**	**5.621**	**68**	**58**	**Yes**	**16**	**6.25**	**n/a**	**n/a**	**0.01**	**NP**
Fluoride (mg/L)	**GWA-29 (bg)**	**-0.1278**	**-132**	**-98**	**Yes**	**23**	**0**	**n/a**	**n/a**	**0.01**	**NP**

Upgradient Wells - Trend Tests - All Results

Plant Wansley Data: Wansley Landfill Printed 4/10/2024, 5:02 PM

Constituent	Well	Slope	Calc.	Critical	Sig.	N	%NDs	Normality	Xform	Alpha	Method
Boron (mg/L)	GWA-1 (bg)	0	-9	-105	No	24	91.67	n/a	n/a	0.01	NP
Boron (mg/L)	GWA-2 (bg)	0	0	105	No	24	100	n/a	n/a	0.01	NP
Boron (mg/L)	GWA-28 (bg)	0	0	105	No	24	100	n/a	n/a	0.01	NP
Boron (mg/L)	GWA-29 (bg)	0	12	98	No	23	95.65	n/a	n/a	0.01	NP
Boron (mg/L)	GWA-3 (bg)	0	0	63	No	17	100	n/a	n/a	0.01	NP
Boron (mg/L)	GWA-4 (bg)	0	-23	-105	No	24	95.83	n/a	n/a	0.01	NP
Calcium (mg/L)	**GWA-1 (bg)**	**0.0239**	**151**	**105**	**Yes**	**24**	**0**	**n/a**	**n/a**	**0.01**	**NP**
Calcium (mg/L)	GWA-2 (bg)	-0.02409	-34	-105	No	24	0	n/a	n/a	0.01	NP
Calcium (mg/L)	**GWA-28 (bg)**	**0.09099**	**139**	**105**	**Yes**	**24**	**0**	**n/a**	**n/a**	**0.01**	**NP**
Calcium (mg/L)	GWA-29 (bg)	0.09878	68	98	No	23	4.348	n/a	n/a	0.01	NP
Calcium (mg/L)	GWA-3 (bg)	-0.5183	-5	-58	No	16	0	n/a	n/a	0.01	NP
Calcium (mg/L)	GWA-4 (bg)	0	1	105	No	24	0	n/a	n/a	0.01	NP
Chloride (mg/L)	GWA-1 (bg)	0.03751	99	105	No	24	0	n/a	n/a	0.01	NP
Chloride (mg/L)	GWA-2 (bg)	0.1034	32	105	No	24	0	n/a	n/a	0.01	NP
Chloride (mg/L)	GWA-28 (bg)	0	-62	-105	No	24	0	n/a	n/a	0.01	NP
Chloride (mg/L)	**GWA-29 (bg)**	**-0.04557**	**-110**	**-98**	**Yes**	**23**	**0**	**n/a**	**n/a**	**0.01**	**NP**
Chloride (mg/L)	**GWA-3 (bg)**	**5.621**	**68**	**58**	**Yes**	**16**	**6.25**	**n/a**	**n/a**	**0.01**	**NP**
Chloride (mg/L)	GWA-4 (bg)	-0.6806	-91	-105	No	24	0	n/a	n/a	0.01	NP
Fluoride (mg/L)	GWA-1 (bg)	0	36	105	No	24	83.33	n/a	n/a	0.01	NP
Fluoride (mg/L)	GWA-2 (bg)	0	42	105	No	24	87.5	n/a	n/a	0.01	NP
Fluoride (mg/L)	GWA-28 (bg)	0	10	105	No	24	0	n/a	n/a	0.01	NP
Fluoride (mg/L)	**GWA-29 (bg)**	**-0.1278**	**-132**	**-98**	**Yes**	**23**	**0**	**n/a**	**n/a**	**0.01**	**NP**
Fluoride (mg/L)	GWA-3 (bg)	0	-1	-58	No	16	31.25	n/a	n/a	0.01	NP
Fluoride (mg/L)	GWA-4 (bg)	-0.00315	-83	-105	No	24	41.67	n/a	n/a	0.01	NP

Appendix I Intrawell Prediction Limits - Significant Results

Plant Wansley Client: Southern Company Data: Wansley Landfill Printed 8/13/2024, 11:04 AM

Constituent	Well	Upper Lim	Lower Lim	Date	Observ.	Sig.	Bg N	Bg Mean	Std. Dev.	%NDs	ND Adj.	Transform	Alpha	Method
Antimony (mg/L)	**GWC-13**	**0.002**	**n/a**	**2/19/2024**	**0.0027**	**Yes**	**34**	**n/a**	**n/a**	**85.29**	**n/a**	**n/a**	**0.001599**	**NP Intra (NDs) 1 of 2**
Arsenic (mg/L)	**GWA-1**	**0.001**	**n/a**	**2/13/2024**	**0.0011**	**Yes**	**34**	**n/a**	**n/a**	**97.06**	**n/a**	**n/a**	**0.001599**	**NP Intra (NDs) 1 of 2**
Barium (mg/L)	**GWC-17**	**0.025**	**n/a**	**2/20/2024**	**0.027**	**Yes**	**34**	**n/a**	**n/a**	**0**	**n/a**	**n/a**	**0.001599**	**NP Intra (normality) 1 of 2**
Barium (mg/L)	**GWC-34**	**0.01504**	**n/a**	**2/22/2024**	**0.016**	**Yes**	**33**	**0.01166**	**0.001293**	**0**	**None**	**No**	**0.0001135**	**Param Intra 1 of 2**
Barium (mg/L)	**GWC-35**	**0.02298**	**n/a**	**2/22/2024**	**0.046**	**Yes**	**30**	**0.02009**	**0.001091**	**0**	**None**	**No**	**0.0001135**	**Param Intra 1 of 2**
Copper (mg/L)	**GWC-34**	**0.002**	**n/a**	**2/22/2024**	**0.0023**	**Yes**	**27**	**n/a**	**n/a**	**96.3**	**n/a**	**n/a**	**0.002502**	**NP Intra (NDs) 1 of 2**
Lead (mg/L)	**GWA-2**	**0.001**	**n/a**	**2/14/2024**	**0.0012**	**Yes**	**34**	**n/a**	**n/a**	**94.12**	**n/a**	**n/a**	**0.001599**	**NP Intra (NDs) 1 of 2**
Zinc (mg/L)	**GWC-24**	**0.01528**	**n/a**	**2/22/2024**	**0.024**	**Yes**	**18**	**0.00735**	**0.002677**	**11.11**	**None**	**No**	**0.0001135**	**Param Intra 1 of 2**

Appendix I Intrawell Prediction Limits - All Results

Plant Wansley Client: Southern Company Data: Wansley Landfill Printed 8/13/2024, 11:04 AM

Constituent	Well	Upper Lim	Lower Lim	Date	Observ.	Sig.	Bg N	Bg Mean	Std. Dev.	%NDs	ND Adj.	Transform	Alpha	Method
Antimony (mg/L)	GWA-1	0.002	n/a	2/13/2024	0.002ND	No	34	n/a	n/a	97.06	n/a	n/a	0.001599	NP Intra (NDs) 1 of 2
Antimony (mg/L)	GWA-2	0.0021	n/a	2/14/2024	0.002ND	No	34	n/a	n/a	94.12	n/a	n/a	0.001599	NP Intra (NDs) 1 of 2
Antimony (mg/L)	GWA-28	0.0021	n/a	2/14/2024	0.002ND	No	34	n/a	n/a	91.18	n/a	n/a	0.001599	NP Intra (NDs) 1 of 2
Antimony (mg/L)	GWA-29	0.002	n/a	2/14/2024	0.002ND	No	32	n/a	n/a	87.5	n/a	n/a	0.001803	NP Intra (NDs) 1 of 2
Antimony (mg/L)	GWA-3	0.002	n/a	n/a	1 future	n/a	20	n/a	n/a	90	n/a	n/a	0.004291	NP Intra (NDs) 1 of 2
Antimony (mg/L)	GWC-10	0.002	n/a	2/20/2024	0.002ND	No	23	n/a	n/a	86.96	n/a	n/a	0.003415	NP Intra (NDs) 1 of 2
Antimony (mg/L)	GWC-11	0.0023	n/a	2/14/2024	0.002ND	No	34	n/a	n/a	97.06	n/a	n/a	0.001599	NP Intra (NDs) 1 of 2
Antimony (mg/L)	**GWC-13**	**0.002**	**n/a**	**2/19/2024**	**0.0027**	**Yes**	**34**	**n/a**	**n/a**	**85.29**	**n/a**	**n/a**	**0.001599**	**NP Intra (NDs) 1 of 2**
Antimony (mg/L)	GWC-18	0.0022	n/a	2/21/2024	0.002ND	No	34	n/a	n/a	97.06	n/a	n/a	0.001599	NP Intra (NDs) 1 of 2
Antimony (mg/L)	GWC-20	0.002	n/a	2/20/2024	0.00064J	No	34	n/a	n/a	97.06	n/a	n/a	0.001599	NP Intra (NDs) 1 of 2
Antimony (mg/L)	GWC-22	0.002	n/a	2/14/2024	0.00041J	No	34	n/a	n/a	97.06	n/a	n/a	0.001599	NP Intra (NDs) 1 of 2
Antimony (mg/L)	GWC-23	0.002	n/a	2/19/2024	0.002ND	No	34	n/a	n/a	97.06	n/a	n/a	0.001599	NP Intra (NDs) 1 of 2
Antimony (mg/L)	GWC-24	0.002	n/a	2/22/2024	0.00037J	No	25	n/a	n/a	76	n/a	n/a	0.002832	NP Intra (NDs) 1 of 2
Antimony (mg/L)	GWC-25	0.002	n/a	2/21/2024	0.002ND	No	33	n/a	n/a	96.97	n/a	n/a	0.001701	NP Intra (NDs) 1 of 2
Antimony (mg/L)	GWC-26	0.002	n/a	2/20/2024	0.002ND	No	34	n/a	n/a	94.12	n/a	n/a	0.001599	NP Intra (NDs) 1 of 2
Antimony (mg/L)	GWC-27	0.002	n/a	2/20/2024	0.002ND	No	34	n/a	n/a	91.18	n/a	n/a	0.001599	NP Intra (NDs) 1 of 2
Antimony (mg/L)	GWC-30	0.002	n/a	2/21/2024	0.002ND	No	34	n/a	n/a	91.18	n/a	n/a	0.001599	NP Intra (NDs) 1 of 2
Antimony (mg/L)	GWC-31	0.0027	n/a	2/21/2024	0.002ND	No	29	n/a	n/a	89.66	n/a	n/a	0.002172	NP Intra (NDs) 1 of 2
Antimony (mg/L)	GWC-32	0.002	n/a	2/20/2024	0.002ND	No	34	n/a	n/a	97.06	n/a	n/a	0.001599	NP Intra (NDs) 1 of 2
Antimony (mg/L)	GWC-33	0.002	n/a	2/20/2024	0.002ND	No	33	n/a	n/a	96.97	n/a	n/a	0.001701	NP Intra (NDs) 1 of 2
Antimony (mg/L)	GWC-5	0.0024	n/a	2/14/2024	0.002ND	No	34	n/a	n/a	94.12	n/a	n/a	0.001599	NP Intra (NDs) 1 of 2
Antimony (mg/L)	GWC-6	0.002	n/a	2/14/2024	0.002ND	No	34	n/a	n/a	97.06	n/a	n/a	0.001599	NP Intra (NDs) 1 of 2
Arsenic (mg/L)	**GWA-1**	**0.001**	**n/a**	**2/13/2024**	**0.0011**	**Yes**	**34**	**n/a**	**n/a**	**97.06**	**n/a**	**n/a**	**0.001599**	**NP Intra (NDs) 1 of 2**
Arsenic (mg/L)	GWA-2	0.001	n/a	2/14/2024	0.001ND	No	34	n/a	n/a	97.06	n/a	n/a	0.001599	NP Intra (NDs) 1 of 2
Arsenic (mg/L)	GWA-28	0.001	n/a	2/14/2024	0.001ND	No	34	n/a	n/a	97.06	n/a	n/a	0.001599	NP Intra (NDs) 1 of 2
Arsenic (mg/L)	GWA-29	0.001	n/a	2/14/2024	0.001ND	No	32	n/a	n/a	93.75	n/a	n/a	0.001803	NP Intra (NDs) 1 of 2
Arsenic (mg/L)	GWA-3	0.001	n/a	n/a	1 future	n/a	20	n/a	n/a	95	n/a	n/a	0.004291	NP Intra (NDs) 1 of 2
Arsenic (mg/L)	GWA-4	0.0011	n/a	2/14/2024	0.001ND	No	34	n/a	n/a	88.24	n/a	n/a	0.001599	NP Intra (NDs) 1 of 2
Arsenic (mg/L)	GWC-11	0.002508	n/a	2/14/2024	0.0012	No	34	-6.905	0.3523	38.24	Kaplan-Meier	ln(x)	0.0001135	Param Intra 1 of 2
Arsenic (mg/L)	GWC-12	0.001	n/a	2/20/2024	0.001ND	No	33	n/a	n/a	84.85	n/a	n/a	0.001701	NP Intra (NDs) 1 of 2
Arsenic (mg/L)	GWC-13	0.0012	n/a	2/19/2024	0.001ND	No	34	n/a	n/a	94.12	n/a	n/a	0.001599	NP Intra (NDs) 1 of 2
Arsenic (mg/L)	GWC-14	0.001	n/a	2/19/2024	0.001ND	No	34	n/a	n/a	85.29	n/a	n/a	0.001599	NP Intra (NDs) 1 of 2
Arsenic (mg/L)	GWC-16	0.001	n/a	2/21/2024	0.001ND	No	34	n/a	n/a	97.06	n/a	n/a	0.001599	NP Intra (NDs) 1 of 2
Arsenic (mg/L)	GWC-17	0.001	n/a	2/20/2024	0.001ND	No	34	n/a	n/a	97.06	n/a	n/a	0.001599	NP Intra (NDs) 1 of 2
Arsenic (mg/L)	GWC-18	0.001	n/a	2/21/2024	0.001ND	No	34	n/a	n/a	94.12	n/a	n/a	0.001599	NP Intra (NDs) 1 of 2
Arsenic (mg/L)	GWC-19	0.0013	n/a	2/21/2024	0.001ND	No	34	n/a	n/a	94.12	n/a	n/a	0.001599	NP Intra (NDs) 1 of 2
Arsenic (mg/L)	GWC-20	0.001	n/a	2/20/2024	0.001ND	No	34	n/a	n/a	94.12	n/a	n/a	0.001599	NP Intra (NDs) 1 of 2
Arsenic (mg/L)	GWC-21	0.001	n/a	2/19/2024	0.001ND	No	34	n/a	n/a	94.12	n/a	n/a	0.001599	NP Intra (NDs) 1 of 2
Arsenic (mg/L)	GWC-22	0.001	n/a	2/14/2024	0.001ND	No	34	n/a	n/a	94.12	n/a	n/a	0.001599	NP Intra (NDs) 1 of 2
Arsenic (mg/L)	GWC-23	0.001	n/a	2/19/2024	0.001ND	No	34	n/a	n/a	94.12	n/a	n/a	0.001599	NP Intra (NDs) 1 of 2
Arsenic (mg/L)	GWC-24	0.001	n/a	2/22/2024	0.001ND	No	25	n/a	n/a	96	n/a	n/a	0.002832	NP Intra (NDs) 1 of 2
Arsenic (mg/L)	GWC-25	0.001	n/a	2/21/2024	0.001ND	No	33	n/a	n/a	90.91	n/a	n/a	0.001701	NP Intra (NDs) 1 of 2
Arsenic (mg/L)	GWC-26	0.001	n/a	2/20/2024	0.001ND	No	34	n/a	n/a	97.06	n/a	n/a	0.001599	NP Intra (NDs) 1 of 2
Arsenic (mg/L)	GWC-31	0.0012	n/a	2/21/2024	0.001ND	No	29	n/a	n/a	86.21	n/a	n/a	0.002172	NP Intra (NDs) 1 of 2
Arsenic (mg/L)	GWC-32	0.001	n/a	2/20/2024	0.001ND	No	34	n/a	n/a	94.12	n/a	n/a	0.001599	NP Intra (NDs) 1 of 2
Arsenic (mg/L)	GWC-33	0.0013	n/a	2/20/2024	0.001ND	No	33	n/a	n/a	96.97	n/a	n/a	0.001701	NP Intra (NDs) 1 of 2
Arsenic (mg/L)	GWC-34	0.0012	n/a	2/22/2024	0.001ND	No	34	n/a	n/a	94.12	n/a	n/a	0.001599	NP Intra (NDs) 1 of 2
Arsenic (mg/L)	GWC-35	0.001	n/a	2/22/2024	0.001ND	No	34	n/a	n/a	97.06	n/a	n/a	0.001599	NP Intra (NDs) 1 of 2
Arsenic (mg/L)	GWC-5	0.0014	n/a	2/14/2024	0.001ND	No	34	n/a	n/a	97.06	n/a	n/a	0.001599	NP Intra (NDs) 1 of 2
Arsenic (mg/L)	GWC-6	0.001	n/a	2/14/2024	0.001ND	No	34	n/a	n/a	97.06	n/a	n/a	0.001599	NP Intra (NDs) 1 of 2
Arsenic (mg/L)	GWC-7	0.0012	n/a	2/21/2024	0.001ND	No	34	n/a	n/a	91.18	n/a	n/a	0.001599	NP Intra (NDs) 1 of 2
Arsenic (mg/L)	GWC-8	0.001	n/a	2/21/2024	0.001ND	No	34	n/a	n/a	88.24	n/a	n/a	0.001599	NP Intra (NDs) 1 of 2
Arsenic (mg/L)	GWC-9	0.0011	n/a	2/19/2024	0.001ND	No	34	n/a	n/a	64.71	n/a	n/a	0.001599	NP Intra (NDs) 1 of 2
Barium (mg/L)	GWA-1	0.01375	n/a	2/13/2024	0.012	No	34	-4.578	0.112	0	None	ln(x)	0.0001135	Param Intra 1 of 2
Barium (mg/L)	GWA-2	0.02212	n/a	2/14/2024	0.014	No	34	0.01368	0.003243	0	None	No	0.0001135	Param Intra 1 of 2
Barium (mg/L)	GWA-28	0.01	n/a	2/14/2024	0.01ND	No	34	n/a	n/a	44.12	n/a	n/a	0.001599	NP Intra (normality) 1 of 2
Barium (mg/L)	GWA-29	0.01	n/a	2/14/2024	0.01ND	No	32	n/a	n/a	28.13	n/a	n/a	0.001803	NP Intra (normality) 1 of 2
Barium (mg/L)	GWA-3	0.11	n/a	n/a	1 future	n/a	20	n/a	n/a	0	n/a	n/a	0.004291	NP Intra (normality) 1 of 2
Barium (mg/L)	GWA-4	0.1923	n/a	2/14/2024	0.19	No	34	0.1217	0.02714	0	None	No	0.0001135	Param Intra 1 of 2
Barium (mg/L)	GWC-10	0.03663	n/a	2/20/2024	0.018	No	23	0.01955	0.006126	0	None	No	0.0001135	Param Intra 1 of 2
Barium (mg/L)	GWC-11	0.499	n/a	2/14/2024	0.16	No	34	0.2574	0.09282	0	None	No	0.0001135	Param Intra 1 of 2
Barium (mg/L)	GWC-12	0.03265	n/a	2/20/2024	0.027	No	34	0.01844	0.005459	0	None	No	0.0001135	Param Intra 1 of 2
Barium (mg/L)	GWC-13	0.005933	n/a	2/19/2024	0.0078J	No	34	0.05922	0.00684	0	None	sqrt(x)	0.0001135	Param Intra 1 of 2
Barium (mg/L)	GWC-14	0.3729	n/a	2/19/2024	0.23	No	22	0.1791	0.06885	0	None	No	0.0001135	Param Intra 1 of 2
Barium (mg/L)	GWC-15	0.01454	n/a	2/21/2024	0.0095J	No	34	0.009167	0.002063	0	None	No	0.0001135	Param Intra 1 of 2
Barium (mg/L)	GWC-16	0.02	n/a	2/21/2024	0.02	No	34	n/a	n/a	0	n/a	n/a	0.001599	NP Intra (normality) 1 of 2
Barium (mg/L)	**GWC-17**	**0.025**	**n/a**	**2/20/2024**	**0.027**	**Yes**	**34**	**n/a**	**n/a**	**0**	**n/a**	**n/a**	**0.001599**	**NP Intra (normality) 1 of 2**
Barium (mg/L)	GWC-18	0.0459	n/a	2/21/2024	0.045	No	34	0.03492	0.004218	0	None	No	0.0001135	Param Intra 1 of 2

Appendix I Intrawell Prediction Limits - All Results

Plant Wansley Client: Southern Company Data: Wansley Landfill Printed 8/13/2024, 11:04 AM

Constituent	Well	Upper Lim	Lower Lim	Date	Observ.	Sig.	Bg N	Bg Mean	Std. Dev.	%NDs	ND Adj.	Transform	Alpha	Method
Barium (mg/L)	GWC-19	0.1555	n/a	2/21/2024	0.15	No	34	0.07209	0.03205	2.941	None	No	0.0001135	Param Intra 1 of 2
Barium (mg/L)	GWC-20	0.03906	n/a	2/20/2024	0.037	No	34	0.03362	0.002091	0	None	No	0.0001135	Param Intra 1 of 2
Barium (mg/L)	GWC-21	0.08292	n/a	2/19/2024	0.049	No	34	0.1671	0.04645	0	None	sqrt(x)	0.0001135	Param Intra 1 of 2
Barium (mg/L)	GWC-22	0.02969	n/a	2/14/2024	0.027	No	34	0.02525	0.001707	0	None	No	0.0001135	Param Intra 1 of 2
Barium (mg/L)	GWC-23	0.01253	n/a	2/19/2024	0.0047J	No	34	-5.132	0.289	0	None	ln(x)	0.0001135	Param Intra 1 of 2
Barium (mg/L)	GWC-24	0.03269	n/a	2/22/2024	0.022	No	25	0.01511	0.006433	0	None	No	0.0001135	Param Intra 1 of 2
Barium (mg/L)	GWC-25	0.05722	n/a	2/21/2024	0.026	No	33	0.03161	0.009794	0	None	No	0.0001135	Param Intra 1 of 2
Barium (mg/L)	GWC-26	0.04274	n/a	2/20/2024	0.038	No	34	0.001167	0.0002535	0	None	x^2	0.0001135	Param Intra 1 of 2
Barium (mg/L)	GWC-27	0.02205	n/a	2/20/2024	0.013	No	34	0.01222	0.003777	0	None	No	0.0001135	Param Intra 1 of 2
Barium (mg/L)	GWC-30	0.013	n/a	2/21/2024	0.0089J	No	34	n/a	n/a	0	n/a	n/a	0.001599	NP Intra (normality) 1 of 2
Barium (mg/L)	GWC-31	0.009628	n/a	2/21/2024	0.0013J	No	29	0.05847	0.01488	6.897	None	sqrt(x)	0.0001135	Param Intra 1 of 2
Barium (mg/L)	GWC-32	0.01	n/a	2/20/2024	0.01ND	No	34	n/a	n/a	29.41	n/a	n/a	0.001599	NP Intra (normality) 1 of 2
Barium (mg/L)	GWC-33	0.01926	n/a	2/20/2024	0.0057J	No	33	0.08848	0.01924	3.03	None	sqrt(x)	0.0001135	Param Intra 1 of 2
Barium (mg/L)	**GWC-34**	**0.01504**	**n/a**	**2/22/2024**	**0.016**	**Yes**	**33**	**0.01166**	**0.001293**	**0**	**None**	**No**	**0.0001135**	**Param Intra 1 of 2**
Barium (mg/L)	**GWC-35**	**0.02298**	**n/a**	**2/22/2024**	**0.046**	**Yes**	**30**	**0.02009**	**0.001091**	**0**	**None**	**No**	**0.0001135**	**Param Intra 1 of 2**
Barium (mg/L)	GWC-5	0.03417	n/a	2/14/2024	0.032	No	34	0.02361	0.004056	0	None	No	0.0001135	Param Intra 1 of 2
Barium (mg/L)	GWC-6	0.07503	n/a	2/14/2024	0.06	No	34	0.05569	0.007428	0	None	No	0.0001135	Param Intra 1 of 2
Barium (mg/L)	GWC-7	0.1514	n/a	2/21/2024	0.066	No	34	0.08958	0.02375	0	None	No	0.0001135	Param Intra 1 of 2
Barium (mg/L)	GWC-8	0.123	n/a	2/21/2024	0.029	No	34	0.2362	0.044	0	None	sqrt(x)	0.0001135	Param Intra 1 of 2
Barium (mg/L)	GWC-9	0.2337	n/a	2/19/2024	0.072	No	34	0.1322	0.03898	0	None	No	0.0001135	Param Intra 1 of 2
Beryllium (mg/L)	GWA-1	0.0025	n/a	2/13/2024	0.0025ND	No	34	n/a	n/a	85.29	n/a	n/a	0.001599	NP Intra (NDs) 1 of 2
Beryllium (mg/L)	GWA-2	0.0025	n/a	2/14/2024	0.0025ND	No	34	n/a	n/a	91.18	n/a	n/a	0.001599	NP Intra (NDs) 1 of 2
Beryllium (mg/L)	GWA-28	0.0025	n/a	2/14/2024	0.00045J	No	34	n/a	n/a	29.41	n/a	n/a	0.001599	NP Intra (normality) 1 of 2
Beryllium (mg/L)	GWA-29	0.002864	n/a	2/14/2024	0.0018J	No	32	0.000004138	0.000001549	6.25	None	x^2	0.0001135	Param Intra 1 of 2
Beryllium (mg/L)	GWA-3	0.0025	n/a	n/a	1 future	n/a	20	n/a	n/a	95	n/a	n/a	0.004291	NP Intra (NDs) 1 of 2
Beryllium (mg/L)	GWC-11	0.0025	n/a	2/14/2024	0.0025ND	No	34	n/a	n/a	91.18	n/a	n/a	0.001599	NP Intra (NDs) 1 of 2
Beryllium (mg/L)	GWC-12	0.0025	n/a	2/20/2024	0.0025ND	No	34	n/a	n/a	94.12	n/a	n/a	0.001599	NP Intra (NDs) 1 of 2
Beryllium (mg/L)	GWC-14	0.0025	n/a	2/19/2024	0.00034J	No	34	n/a	n/a	47.06	n/a	n/a	0.001599	NP Intra (normality) 1 of 2
Beryllium (mg/L)	GWC-15	0.0025	n/a	2/21/2024	0.0025ND	No	34	n/a	n/a	97.06	n/a	n/a	0.001599	NP Intra (NDs) 1 of 2
Beryllium (mg/L)	GWC-16	0.0025	n/a	2/21/2024	0.0025ND	No	34	n/a	n/a	94.12	n/a	n/a	0.001599	NP Intra (NDs) 1 of 2
Beryllium (mg/L)	GWC-17	0.0025	n/a	2/20/2024	0.0025ND	No	34	n/a	n/a	97.06	n/a	n/a	0.001599	NP Intra (NDs) 1 of 2
Beryllium (mg/L)	GWC-18	0.0025	n/a	2/21/2024	0.0025ND	No	34	n/a	n/a	97.06	n/a	n/a	0.001599	NP Intra (NDs) 1 of 2
Beryllium (mg/L)	GWC-19	0.0025	n/a	2/21/2024	0.0002J	No	34	n/a	n/a	91.18	n/a	n/a	0.001599	NP Intra (NDs) 1 of 2
Beryllium (mg/L)	GWC-20	0.0025	n/a	2/20/2024	0.0025ND	No	34	n/a	n/a	97.06	n/a	n/a	0.001599	NP Intra (NDs) 1 of 2
Beryllium (mg/L)	GWC-21	0.0025	n/a	2/19/2024	0.0025ND	No	34	n/a	n/a	94.12	n/a	n/a	0.001599	NP Intra (NDs) 1 of 2
Beryllium (mg/L)	GWC-22	0.0025	n/a	2/14/2024	0.0025ND	No	34	n/a	n/a	91.18	n/a	n/a	0.001599	NP Intra (NDs) 1 of 2
Beryllium (mg/L)	GWC-23	0.0025	n/a	2/19/2024	0.0025ND	No	34	n/a	n/a	94.12	n/a	n/a	0.001599	NP Intra (NDs) 1 of 2
Beryllium (mg/L)	GWC-24	0.0025	n/a	2/22/2024	0.0025ND	No	25	n/a	n/a	76	n/a	n/a	0.002832	NP Intra (NDs) 1 of 2
Beryllium (mg/L)	GWC-25	0.0025	n/a	2/21/2024	0.0025ND	No	33	n/a	n/a	93.94	n/a	n/a	0.001701	NP Intra (NDs) 1 of 2
Beryllium (mg/L)	GWC-26	0.0025	n/a	2/20/2024	0.0025ND	No	34	n/a	n/a	94.12	n/a	n/a	0.001599	NP Intra (NDs) 1 of 2
Beryllium (mg/L)	GWC-27	0.0066	n/a	2/20/2024	0.0038	No	34	n/a	n/a	8.824	n/a	n/a	0.001599	NP Intra (normality) 1 of 2
Beryllium (mg/L)	GWC-30	0.0025	n/a	2/21/2024	0.0025ND	No	34	n/a	n/a	97.06	n/a	n/a	0.001599	NP Intra (NDs) 1 of 2
Beryllium (mg/L)	GWC-31	0.003	n/a	2/21/2024	0.00029J	No	29	n/a	n/a	20.69	n/a	n/a	0.002172	NP Intra (normality) 1 of 2
Beryllium (mg/L)	GWC-32	0.002008	n/a	2/20/2024	0.0015J	No	35	0.000989	0.0003931	20	Kaplan-Meier	No	0.0001135	Param Intra 1 of 2
Beryllium (mg/L)	GWC-33	0.0025	n/a	2/20/2024	0.00029J	No	33	n/a	n/a	33.33	n/a	n/a	0.001701	NP Intra (normality) 1 of 2
Beryllium (mg/L)	GWC-34	0.0025	n/a	2/22/2024	0.0025ND	No	34	n/a	n/a	88.24	n/a	n/a	0.001599	NP Intra (NDs) 1 of 2
Beryllium (mg/L)	GWC-35	0.0025	n/a	2/22/2024	0.0025ND	No	34	n/a	n/a	88.24	n/a	n/a	0.001599	NP Intra (NDs) 1 of 2
Beryllium (mg/L)	GWC-6	0.0025	n/a	2/14/2024	0.0025ND	No	34	n/a	n/a	97.06	n/a	n/a	0.001599	NP Intra (NDs) 1 of 2
Beryllium (mg/L)	GWC-8	0.0025	n/a	2/21/2024	0.0025ND	No	34	n/a	n/a	94.12	n/a	n/a	0.001599	NP Intra (NDs) 1 of 2
Beryllium (mg/L)	GWC-9	0.0025	n/a	2/19/2024	0.00024J	No	34	n/a	n/a	76.47	n/a	n/a	0.001599	NP Intra (NDs) 1 of 2
Cadmium (mg/L)	GWA-1	0.0025	n/a	2/13/2024	0.0025ND	No	34	n/a	n/a	94.12	n/a	n/a	0.001599	NP Intra (NDs) 1 of 2
Cadmium (mg/L)	GWA-28	0.0025	n/a	2/14/2024	0.0025ND	No	34	n/a	n/a	97.06	n/a	n/a	0.001599	NP Intra (NDs) 1 of 2
Cadmium (mg/L)	GWA-29	0.0025	n/a	2/14/2024	0.0025ND	No	32	n/a	n/a	93.75	n/a	n/a	0.001803	NP Intra (NDs) 1 of 2
Cadmium (mg/L)	GWA-3	0.0025	n/a	n/a	1 future	n/a	20	n/a	n/a	65	n/a	n/a	0.004291	NP Intra (NDs) 1 of 2
Cadmium (mg/L)	GWC-10	0.0025	n/a	2/20/2024	0.00008J	No	23	n/a	n/a	100	n/a	n/a	0.003415	NP Intra (NDs) 1 of 2
Cadmium (mg/L)	GWC-11	0.0025	n/a	2/14/2024	0.0025ND	No	34	n/a	n/a	91.18	n/a	n/a	0.001599	NP Intra (NDs) 1 of 2
Cadmium (mg/L)	GWC-13	0.0025	n/a	2/19/2024	0.00026J	No	34	n/a	n/a	97.06	n/a	n/a	0.001599	NP Intra (NDs) 1 of 2
Cadmium (mg/L)	GWC-14	0.0025	n/a	2/19/2024	0.0001J	No	34	n/a	n/a	58.82	n/a	n/a	0.001599	NP Intra (NDs) 1 of 2
Cadmium (mg/L)	GWC-17	0.0025	n/a	2/20/2024	0.00026J	No	34	n/a	n/a	100	n/a	n/a	0.001599	NP Intra (NDs) 1 of 2
Cadmium (mg/L)	GWC-19	0.0025	n/a	2/21/2024	0.0025ND	No	34	n/a	n/a	97.06	n/a	n/a	0.001599	NP Intra (NDs) 1 of 2
Cadmium (mg/L)	GWC-21	0.0025	n/a	2/19/2024	0.0025ND	No	34	n/a	n/a	82.35	n/a	n/a	0.001599	NP Intra (NDs) 1 of 2
Cadmium (mg/L)	GWC-22	0.0025	n/a	2/14/2024	0.00024J	No	34	n/a	n/a	88.24	n/a	n/a	0.001599	NP Intra (NDs) 1 of 2
Cadmium (mg/L)	GWC-24	0.0025	n/a	2/22/2024	0.0025ND	No	25	n/a	n/a	88	n/a	n/a	0.002832	NP Intra (NDs) 1 of 2
Cadmium (mg/L)	GWC-25	0.0025	n/a	2/21/2024	0.0025ND	No	33	n/a	n/a	96.97	n/a	n/a	0.001701	NP Intra (NDs) 1 of 2
Cadmium (mg/L)	GWC-31	0.0025	n/a	2/21/2024	0.0025ND	No	29	n/a	n/a	96.55	n/a	n/a	0.002172	NP Intra (NDs) 1 of 2
Cadmium (mg/L)	GWC-34	0.0025	n/a	2/22/2024	0.0002J	No	34	n/a	n/a	94.12	n/a	n/a	0.001599	NP Intra (NDs) 1 of 2
Cadmium (mg/L)	GWC-5	0.0025	n/a	2/14/2024	0.0001J	No	34	n/a	n/a	100	n/a	n/a	0.001599	NP Intra (NDs) 1 of 2
Cadmium (mg/L)	GWC-7	0.0025	n/a	2/21/2024	0.0025ND	No	34	n/a	n/a	97.06	n/a	n/a	0.001599	NP Intra (NDs) 1 of 2

Appendix I Intrawell Prediction Limits - All Results

Plant Wansley Client: Southern Company Data: Wansley Landfill Printed 8/13/2024, 11:04 AM

Constituent	Well	Upper Lim	Lower Lim	Date	Observ.	Sig.	Bg N	Bg Mean	Std. Dev.	%NDs	ND Adj.	Transform	Alpha	Method
Cadmium (mg/L)	GWC-8	0.0025	n/a	2/21/2024	0.0025ND	No	34	n/a	n/a	97.06	n/a	n/a	0.001599	NP Intra (NDs) 1 of 2
Cadmium (mg/L)	GWC-9	0.0025	n/a	2/19/2024	0.0025ND	No	34	n/a	n/a	97.06	n/a	n/a	0.001599	NP Intra (NDs) 1 of 2
Chromium (mg/L)	GWA-1	0.0042	n/a	2/13/2024	0.002ND	No	34	n/a	n/a	88.24	n/a	n/a	0.001599	NP Intra (NDs) 1 of 2
Chromium (mg/L)	GWA-2	0.0022	n/a	2/14/2024	0.002ND	No	34	n/a	n/a	85.29	n/a	n/a	0.001599	NP Intra (NDs) 1 of 2
Chromium (mg/L)	GWA-28	0.0044	n/a	2/14/2024	0.002ND	No	33	n/a	n/a	81.82	n/a	n/a	0.001701	NP Intra (NDs) 1 of 2
Chromium (mg/L)	GWA-29	0.003	n/a	2/14/2024	0.002ND	No	30	n/a	n/a	83.33	n/a	n/a	0.002008	NP Intra (NDs) 1 of 2
Chromium (mg/L)	GWA-3	0.0027	n/a	n/a	1 future	n/a	20	n/a	n/a	80	n/a	n/a	0.004291	NP Intra (NDs) 1 of 2
Chromium (mg/L)	GWA-4	0.0022	n/a	2/14/2024	0.002ND	No	34	n/a	n/a	88.24	n/a	n/a	0.001599	NP Intra (NDs) 1 of 2
Chromium (mg/L)	GWC-10	0.0029	n/a	2/20/2024	0.002ND	No	23	n/a	n/a	82.61	n/a	n/a	0.003415	NP Intra (NDs) 1 of 2
Chromium (mg/L)	GWC-11	0.005	n/a	2/14/2024	0.0024	No	34	n/a	n/a	11.76	n/a	n/a	0.001599	NP Intra (normality) 1 of 2
Chromium (mg/L)	GWC-12	0.0023	n/a	2/20/2024	0.002ND	No	34	n/a	n/a	88.24	n/a	n/a	0.001599	NP Intra (NDs) 1 of 2
Chromium (mg/L)	GWC-13	0.0027	n/a	2/19/2024	0.002ND	No	34	n/a	n/a	88.24	n/a	n/a	0.001599	NP Intra (NDs) 1 of 2
Chromium (mg/L)	GWC-14	0.0023	n/a	2/19/2024	0.002ND	No	34	n/a	n/a	91.18	n/a	n/a	0.001599	NP Intra (NDs) 1 of 2
Chromium (mg/L)	GWC-15	0.0022	n/a	2/21/2024	0.002ND	No	34	n/a	n/a	94.12	n/a	n/a	0.001599	NP Intra (NDs) 1 of 2
Chromium (mg/L)	GWC-16	0.0045	n/a	2/21/2024	0.0013J	No	34	n/a	n/a	5.882	n/a	n/a	0.001599	NP Intra (normality) 1 of 2
Chromium (mg/L)	GWC-17	0.0042	n/a	2/20/2024	0.002ND	No	34	n/a	n/a	91.18	n/a	n/a	0.001599	NP Intra (NDs) 1 of 2
Chromium (mg/L)	GWC-18	0.0022	n/a	2/21/2024	0.002ND	No	34	n/a	n/a	88.24	n/a	n/a	0.001599	NP Intra (NDs) 1 of 2
Chromium (mg/L)	GWC-19	0.0024	n/a	2/21/2024	0.002ND	No	34	n/a	n/a	91.18	n/a	n/a	0.001599	NP Intra (NDs) 1 of 2
Chromium (mg/L)	GWC-20	0.0027	n/a	2/20/2024	0.002ND	No	34	n/a	n/a	82.35	n/a	n/a	0.001599	NP Intra (NDs) 1 of 2
Chromium (mg/L)	GWC-21	0.0022	n/a	2/19/2024	0.002ND	No	34	n/a	n/a	88.24	n/a	n/a	0.001599	NP Intra (NDs) 1 of 2
Chromium (mg/L)	GWC-22	0.003	n/a	2/14/2024	0.0014J	No	34	n/a	n/a	61.76	n/a	n/a	0.001599	NP Intra (NDs) 1 of 2
Chromium (mg/L)	GWC-23	0.0024	n/a	2/19/2024	0.002ND	No	34	n/a	n/a	76.47	n/a	n/a	0.001599	NP Intra (NDs) 1 of 2
Chromium (mg/L)	GWC-24	0.0027	n/a	2/22/2024	0.002ND	No	25	n/a	n/a	84	n/a	n/a	0.002832	NP Intra (NDs) 1 of 2
Chromium (mg/L)	GWC-25	0.0043	n/a	2/21/2024	0.002ND	No	31	n/a	n/a	70.97	n/a	n/a	0.001905	NP Intra (NDs) 1 of 2
Chromium (mg/L)	GWC-26	0.0033	n/a	2/20/2024	0.002ND	No	34	n/a	n/a	88.24	n/a	n/a	0.001599	NP Intra (NDs) 1 of 2
Chromium (mg/L)	GWC-27	0.0024	n/a	2/20/2024	0.0014J	No	34	n/a	n/a	91.18	n/a	n/a	0.001599	NP Intra (NDs) 1 of 2
Chromium (mg/L)	GWC-30	0.0025	n/a	2/21/2024	0.002ND	No	34	n/a	n/a	85.29	n/a	n/a	0.001599	NP Intra (NDs) 1 of 2
Chromium (mg/L)	GWC-31	0.012	n/a	2/21/2024	0.002ND	No	29	n/a	n/a	24.14	n/a	n/a	0.002172	NP Intra (normality) 1 of 2
Chromium (mg/L)	GWC-32	0.0024	n/a	2/20/2024	0.0019J	No	33	n/a	n/a	90.91	n/a	n/a	0.001701	NP Intra (NDs) 1 of 2
Chromium (mg/L)	GWC-33	0.0034	n/a	2/20/2024	0.0025	No	33	n/a	n/a	69.7	n/a	n/a	0.001701	NP Intra (NDs) 1 of 2
Chromium (mg/L)	GWC-34	0.0034	n/a	2/22/2024	0.002ND	No	34	n/a	n/a	91.18	n/a	n/a	0.001599	NP Intra (NDs) 1 of 2
Chromium (mg/L)	GWC-35	0.0026	n/a	2/22/2024	0.002ND	No	34	n/a	n/a	91.18	n/a	n/a	0.001599	NP Intra (NDs) 1 of 2
Chromium (mg/L)	GWC-5	0.0033	n/a	2/14/2024	0.0012J	No	33	n/a	n/a	69.7	n/a	n/a	0.001701	NP Intra (NDs) 1 of 2
Chromium (mg/L)	GWC-6	0.0049	n/a	2/14/2024	0.002ND	No	34	n/a	n/a	88.24	n/a	n/a	0.001599	NP Intra (NDs) 1 of 2
Chromium (mg/L)	GWC-7	0.0021	n/a	2/21/2024	0.002ND	No	34	n/a	n/a	91.18	n/a	n/a	0.001599	NP Intra (NDs) 1 of 2
Chromium (mg/L)	GWC-8	0.0027	n/a	2/21/2024	0.002ND	No	34	n/a	n/a	88.24	n/a	n/a	0.001599	NP Intra (NDs) 1 of 2
Chromium (mg/L)	GWC-9	0.0048	n/a	2/19/2024	0.0015J	No	33	n/a	n/a	39.39	n/a	n/a	0.001701	NP Intra (normality) 1 of 2
Cobalt (mg/L)	GWA-1	0.0025	n/a	2/13/2024	0.00041J	No	34	n/a	n/a	70.59	n/a	n/a	0.001599	NP Intra (NDs) 1 of 2
Cobalt (mg/L)	GWA-2	0.0025	n/a	2/14/2024	0.0025ND	No	34	n/a	n/a	64.71	n/a	n/a	0.001599	NP Intra (NDs) 1 of 2
Cobalt (mg/L)	GWA-29	0.0025	n/a	2/14/2024	0.0025ND	No	32	n/a	n/a	93.75	n/a	n/a	0.001803	NP Intra (NDs) 1 of 2
Cobalt (mg/L)	GWA-3	0.0028	n/a	n/a	1 future	n/a	20	n/a	n/a	40	n/a	n/a	0.004291	NP Intra (normality) 1 of 2
Cobalt (mg/L)	GWA-4	0.01436	n/a	2/14/2024	0.0028	No	34	0.07138	0.01861	5.882	None	sqrt(x)	0.0001135	Param Intra 1 of 2
Cobalt (mg/L)	GWC-10	0.01294	n/a	2/20/2024	0.0034	No	23	0.005075	0.002823	0	None	No	0.0001135	Param Intra 1 of 2
Cobalt (mg/L)	GWC-11	0.005736	n/a	2/14/2024	0.0013J	No	11	0.002085	0.001017	0	None	No	0.0001135	Param Intra 1 of 2
Cobalt (mg/L)	GWC-12	0.0043	n/a	2/20/2024	0.00039J	No	34	n/a	n/a	70.59	n/a	n/a	0.001599	NP Intra (NDs) 1 of 2
Cobalt (mg/L)	GWC-14	0.4713	n/a	2/19/2024	0.32	No	23	0.1585	0.1122	0	None	No	0.0001135	Param Intra 1 of 2
Cobalt (mg/L)	GWC-15	0.0025	n/a	2/21/2024	0.0025ND	No	34	n/a	n/a	67.65	n/a	n/a	0.001599	NP Intra (NDs) 1 of 2
Cobalt (mg/L)	GWC-16	0.0025	n/a	2/21/2024	0.0025ND	No	33	n/a	n/a	96.97	n/a	n/a	0.001701	NP Intra (NDs) 1 of 2
Cobalt (mg/L)	GWC-17	0.0025	n/a	2/20/2024	0.00034J	No	34	n/a	n/a	100	n/a	n/a	0.001599	NP Intra (NDs) 1 of 2
Cobalt (mg/L)	GWC-19	0.0042	n/a	2/21/2024	0.0003J	No	33	n/a	n/a	33.33	n/a	n/a	0.001701	NP Intra (normality) 1 of 2
Cobalt (mg/L)	GWC-20	0.0025	n/a	2/20/2024	0.0025ND	No	34	n/a	n/a	82.35	n/a	n/a	0.001599	NP Intra (NDs) 1 of 2
Cobalt (mg/L)	GWC-21	0.005768	n/a	2/19/2024	0.0025	No	34	0.002142	0.001393	20.59	Kaplan-Meier	No	0.0001135	Param Intra 1 of 2
Cobalt (mg/L)	GWC-22	0.0025	n/a	2/14/2024	0.0025ND	No	34	n/a	n/a	94.12	n/a	n/a	0.001599	NP Intra (NDs) 1 of 2
Cobalt (mg/L)	GWC-23	0.0027	n/a	2/19/2024	0.0025ND	No	32	n/a	n/a	62.5	n/a	n/a	0.001803	NP Intra (NDs) 1 of 2
Cobalt (mg/L)	GWC-24	0.008558	n/a	2/22/2024	0.0045	No	25	-6.433	0.612	8	None	ln(x)	0.0001135	Param Intra 1 of 2
Cobalt (mg/L)	GWC-25	0.05348	n/a	2/21/2024	0.0035	No	33	0.09557	0.0519	6.061	None	sqrt(x)	0.0001135	Param Intra 1 of 2
Cobalt (mg/L)	GWC-26	0.0025	n/a	2/20/2024	0.0025ND	No	34	n/a	n/a	79.41	n/a	n/a	0.001599	NP Intra (NDs) 1 of 2
Cobalt (mg/L)	GWC-27	0.004425	n/a	2/20/2024	0.001J	No	34	0.002216	0.0008486	11.76	None	No	0.0001135	Param Intra 1 of 2
Cobalt (mg/L)	GWC-31	0.0025	n/a	2/21/2024	0.0025ND	No	29	n/a	n/a	82.76	n/a	n/a	0.002172	NP Intra (NDs) 1 of 2
Cobalt (mg/L)	GWC-32	0.0025	n/a	2/20/2024	0.0025ND	No	34	n/a	n/a	64.71	n/a	n/a	0.001599	NP Intra (NDs) 1 of 2
Cobalt (mg/L)	GWC-33	0.004692	n/a	2/20/2024	0.0025ND	No	29	0.001515	0.001192	27.59	Kaplan-Meier	No	0.0001135	Param Intra 1 of 2
Cobalt (mg/L)	GWC-34	0.0025	n/a	2/22/2024	0.0025ND	No	33	n/a	n/a	93.94	n/a	n/a	0.001701	NP Intra (NDs) 1 of 2
Cobalt (mg/L)	GWC-35	0.0025	n/a	2/22/2024	0.00032J	No	34	n/a	n/a	47.06	n/a	n/a	0.001599	NP Intra (normality) 1 of 2
Cobalt (mg/L)	GWC-5	0.01107	n/a	2/14/2024	0.0041	No	16	0.00468	0.002091	0	None	No	0.0001135	Param Intra 1 of 2
Cobalt (mg/L)	GWC-6	0.02021	n/a	2/14/2024	0.0078	No	32	0.01309	0.002714	0	None	No	0.0001135	Param Intra 1 of 2
Cobalt (mg/L)	GWC-7	0.01483	n/a	2/21/2024	0.00076J	No	26	0.05559	0.02438	0	None	sqrt(x)	0.0001135	Param Intra 1 of 2
Cobalt (mg/L)	GWC-8	0.07722	n/a	2/21/2024	0.0017J	No	32	0.02922	0.01829	0	None	No	0.0001135	Param Intra 1 of 2
Cobalt (mg/L)	GWC-9	0.15	n/a	2/19/2024	0.022	No	33	n/a	n/a	3.03	n/a	n/a	0.001701	NP Intra (normality) 1 of 2

Appendix I Intrawell Prediction Limits - All Results

Plant Wansley Client: Southern Company Data: Wansley Landfill Printed 8/13/2024, 11:04 AM

Constituent	Well	Upper Lim	Lower Lim	Date	Observ.	Sig.	Bg N	Bg Mean	Std. Dev.	%NDs	ND Adj.	Transform	Alpha	Method
Copper (mg/L)	GWA-2	0.002	n/a	2/14/2024	0.002ND	No	27	n/a	n/a	74.07	n/a	n/a	0.002502	NP Intra (NDs) 1 of 2
Copper (mg/L)	GWA-28	0.002	n/a	2/14/2024	0.002ND	No	27	n/a	n/a	96.3	n/a	n/a	0.002502	NP Intra (NDs) 1 of 2
Copper (mg/L)	GWA-29	0.018	n/a	2/14/2024	0.0043	No	27	n/a	n/a	11.11	n/a	n/a	0.002502	NP Intra (normality) 1 of 2
Copper (mg/L)	GWA-3	0.004756	n/a	n/a	1 future	n/a	16	0.04541	0.007707	31.25	Kaplan-Meier	sqrt(x)	0.0001135	Param Intra 1 of 2
Copper (mg/L)	GWC-10	0.002	n/a	2/20/2024	0.002ND	No	15	n/a	n/a	86.67	n/a	n/a	0.007533	NP Intra (NDs) 1 of 2
Copper (mg/L)	GWC-11	0.0034	n/a	2/14/2024	0.002ND	No	27	n/a	n/a	85.19	n/a	n/a	0.002502	NP Intra (NDs) 1 of 2
Copper (mg/L)	GWC-12	0.002	n/a	2/20/2024	0.002ND	No	27	n/a	n/a	96.3	n/a	n/a	0.002502	NP Intra (NDs) 1 of 2
Copper (mg/L)	GWC-13	0.0021	n/a	2/19/2024	0.002ND	No	27	n/a	n/a	92.59	n/a	n/a	0.002502	NP Intra (NDs) 1 of 2
Copper (mg/L)	GWC-14	0.002	n/a	2/19/2024	0.002ND	No	26	n/a	n/a	88.46	n/a	n/a	0.002667	NP Intra (NDs) 1 of 2
Copper (mg/L)	GWC-15	0.003	n/a	2/21/2024	0.002ND	No	27	n/a	n/a	96.3	n/a	n/a	0.002502	NP Intra (NDs) 1 of 2
Copper (mg/L)	GWC-16	0.002	n/a	2/21/2024	0.002ND	No	27	n/a	n/a	96.3	n/a	n/a	0.002502	NP Intra (NDs) 1 of 2
Copper (mg/L)	GWC-17	0.002	n/a	2/20/2024	0.002ND	No	27	n/a	n/a	92.59	n/a	n/a	0.002502	NP Intra (NDs) 1 of 2
Copper (mg/L)	GWC-19	0.002	n/a	2/21/2024	0.002ND	No	27	n/a	n/a	96.3	n/a	n/a	0.002502	NP Intra (NDs) 1 of 2
Copper (mg/L)	GWC-20	0.0025	n/a	2/20/2024	0.002ND	No	26	n/a	n/a	92.31	n/a	n/a	0.002667	NP Intra (NDs) 1 of 2
Copper (mg/L)	GWC-21	0.002	n/a	2/19/2024	0.002ND	No	27	n/a	n/a	96.3	n/a	n/a	0.002502	NP Intra (NDs) 1 of 2
Copper (mg/L)	GWC-22	0.0024	n/a	2/14/2024	0.002ND	No	27	n/a	n/a	92.59	n/a	n/a	0.002502	NP Intra (NDs) 1 of 2
Copper (mg/L)	GWC-23	0.002	n/a	2/19/2024	0.002ND	No	27	n/a	n/a	81.48	n/a	n/a	0.002502	NP Intra (NDs) 1 of 2
Copper (mg/L)	GWC-24	0.0028	n/a	2/22/2024	0.002ND	No	18	n/a	n/a	50	n/a	n/a	0.005373	NP Intra (normality) 1 of 2
Copper (mg/L)	GWC-25	0.0034	n/a	2/21/2024	0.002ND	No	26	n/a	n/a	53.85	n/a	n/a	0.002667	NP Intra (NDs) 1 of 2
Copper (mg/L)	GWC-26	0.0027	n/a	2/20/2024	0.002ND	No	27	n/a	n/a	74.07	n/a	n/a	0.002502	NP Intra (NDs) 1 of 2
Copper (mg/L)	GWC-27	0.002	n/a	2/20/2024	0.002ND	No	26	n/a	n/a	88.46	n/a	n/a	0.002667	NP Intra (NDs) 1 of 2
Copper (mg/L)	GWC-31	0.008593	n/a	2/21/2024	0.0013J	No	24	0.1282	0.02776	37.5	Kaplan-Meier	x^(1/3)	0.0001135	Param Intra 1 of 2
Copper (mg/L)	GWC-33	0.002	n/a	2/20/2024	0.002ND	No	26	n/a	n/a	92.31	n/a	n/a	0.002667	NP Intra (NDs) 1 of 2
Copper (mg/L)	**GWC-34**	**0.002**	**n/a**	**2/22/2024**	**0.0023**	**Yes**	**27**	**n/a**	**n/a**	**96.3**	**n/a**	**n/a**	**0.002502**	**NP Intra (NDs) 1 of 2**
Copper (mg/L)	GWC-35	0.002	n/a	2/22/2024	0.002ND	No	27	n/a	n/a	81.48	n/a	n/a	0.002502	NP Intra (NDs) 1 of 2
Copper (mg/L)	GWC-5	0.002	n/a	2/14/2024	0.0012J	No	27	n/a	n/a	88.89	n/a	n/a	0.002502	NP Intra (NDs) 1 of 2
Copper (mg/L)	GWC-6	0.0031	n/a	2/14/2024	0.002ND	No	27	n/a	n/a	92.59	n/a	n/a	0.002502	NP Intra (NDs) 1 of 2
Copper (mg/L)	GWC-8	0.0035	n/a	2/21/2024	0.0028	No	27	n/a	n/a	51.85	n/a	n/a	0.002502	NP Intra (NDs) 1 of 2
Copper (mg/L)	GWC-9	0.0026	n/a	2/19/2024	0.0012J	No	27	n/a	n/a	85.19	n/a	n/a	0.002502	NP Intra (NDs) 1 of 2
Lead (mg/L)	**GWA-2**	**0.001**	**n/a**	**2/14/2024**	**0.0012**	**Yes**	**34**	**n/a**	**n/a**	**94.12**	**n/a**	**n/a**	**0.001599**	**NP Intra (NDs) 1 of 2**
Lead (mg/L)	GWA-28	0.001	n/a	2/14/2024	0.001ND	No	34	n/a	n/a	97.06	n/a	n/a	0.001599	NP Intra (NDs) 1 of 2
Lead (mg/L)	GWA-29	0.001	n/a	2/14/2024	0.00021J	No	32	n/a	n/a	84.38	n/a	n/a	0.001803	NP Intra (NDs) 1 of 2
Lead (mg/L)	GWA-3	0.002	n/a	n/a	1 future	n/a	20	n/a	n/a	80	n/a	n/a	0.004291	NP Intra (NDs) 1 of 2
Lead (mg/L)	GWA-4	0.001	n/a	2/14/2024	0.001ND	No	34	n/a	n/a	97.06	n/a	n/a	0.001599	NP Intra (NDs) 1 of 2
Lead (mg/L)	GWC-10	0.0022	n/a	2/20/2024	0.001ND	No	24	n/a	n/a	75	n/a	n/a	0.003124	NP Intra (NDs) 1 of 2
Lead (mg/L)	GWC-11	0.001	n/a	2/14/2024	0.001ND	No	34	n/a	n/a	91.18	n/a	n/a	0.001599	NP Intra (NDs) 1 of 2
Lead (mg/L)	GWC-12	0.001	n/a	2/20/2024	0.001ND	No	34	n/a	n/a	97.06	n/a	n/a	0.001599	NP Intra (NDs) 1 of 2
Lead (mg/L)	GWC-13	0.001	n/a	2/19/2024	0.001ND	No	34	n/a	n/a	97.06	n/a	n/a	0.001599	NP Intra (NDs) 1 of 2
Lead (mg/L)	GWC-15	0.001	n/a	2/21/2024	0.001ND	No	34	n/a	n/a	94.12	n/a	n/a	0.001599	NP Intra (NDs) 1 of 2
Lead (mg/L)	GWC-16	0.001	n/a	2/21/2024	0.001ND	No	34	n/a	n/a	97.06	n/a	n/a	0.001599	NP Intra (NDs) 1 of 2
Lead (mg/L)	GWC-17	0.001	n/a	2/20/2024	0.001ND	No	34	n/a	n/a	94.12	n/a	n/a	0.001599	NP Intra (NDs) 1 of 2
Lead (mg/L)	GWC-18	0.001	n/a	2/21/2024	0.001ND	No	33	n/a	n/a	93.94	n/a	n/a	0.001701	NP Intra (NDs) 1 of 2
Lead (mg/L)	GWC-19	0.0013	n/a	2/21/2024	0.001ND	No	34	n/a	n/a	85.29	n/a	n/a	0.001599	NP Intra (NDs) 1 of 2
Lead (mg/L)	GWC-20	0.001	n/a	2/20/2024	0.001ND	No	33	n/a	n/a	93.94	n/a	n/a	0.001701	NP Intra (NDs) 1 of 2
Lead (mg/L)	GWC-21	0.001	n/a	2/19/2024	0.001ND	No	34	n/a	n/a	91.18	n/a	n/a	0.001599	NP Intra (NDs) 1 of 2
Lead (mg/L)	GWC-22	0.001	n/a	2/14/2024	0.001ND	No	34	n/a	n/a	94.12	n/a	n/a	0.001599	NP Intra (NDs) 1 of 2
Lead (mg/L)	GWC-23	0.001	n/a	2/19/2024	0.00034J	No	34	n/a	n/a	88.24	n/a	n/a	0.001599	NP Intra (NDs) 1 of 2
Lead (mg/L)	GWC-24	0.0015	n/a	2/22/2024	0.00039J	No	25	n/a	n/a	76	n/a	n/a	0.002832	NP Intra (NDs) 1 of 2
Lead (mg/L)	GWC-25	0.001	n/a	2/21/2024	0.001ND	No	32	n/a	n/a	81.25	n/a	n/a	0.001803	NP Intra (NDs) 1 of 2
Lead (mg/L)	GWC-26	0.0015	n/a	2/20/2024	0.001ND	No	34	n/a	n/a	91.18	n/a	n/a	0.001599	NP Intra (NDs) 1 of 2
Lead (mg/L)	GWC-27	0.001	n/a	2/20/2024	0.001ND	No	34	n/a	n/a	85.29	n/a	n/a	0.001599	NP Intra (NDs) 1 of 2
Lead (mg/L)	GWC-30	0.001	n/a	2/21/2024	0.001ND	No	34	n/a	n/a	97.06	n/a	n/a	0.001599	NP Intra (NDs) 1 of 2
Lead (mg/L)	GWC-31	0.0013	n/a	2/21/2024	0.00071J	No	29	n/a	n/a	48.28	n/a	n/a	0.002172	NP Intra (normality) 1 of 2
Lead (mg/L)	GWC-33	0.001	n/a	2/20/2024	0.001ND	No	33	n/a	n/a	87.88	n/a	n/a	0.001701	NP Intra (NDs) 1 of 2
Lead (mg/L)	GWC-34	0.001	n/a	2/22/2024	0.001ND	No	34	n/a	n/a	94.12	n/a	n/a	0.001599	NP Intra (NDs) 1 of 2
Lead (mg/L)	GWC-5	0.001	n/a	2/14/2024	0.001ND	No	34	n/a	n/a	97.06	n/a	n/a	0.001599	NP Intra (NDs) 1 of 2
Lead (mg/L)	GWC-7	0.001	n/a	2/21/2024	0.001ND	No	34	n/a	n/a	97.06	n/a	n/a	0.001599	NP Intra (NDs) 1 of 2
Lead (mg/L)	GWC-8	0.001	n/a	2/21/2024	0.001ND	No	34	n/a	n/a	91.18	n/a	n/a	0.001599	NP Intra (NDs) 1 of 2
Lead (mg/L)	GWC-9	0.001	n/a	2/19/2024	0.001ND	No	34	n/a	n/a	97.06	n/a	n/a	0.001599	NP Intra (NDs) 1 of 2
Mercury (mg/L)	GWA-1	0.0002	n/a	2/13/2024	0.0002ND	No	34	n/a	n/a	94.12	n/a	n/a	0.001599	NP Intra (NDs) 1 of 2
Mercury (mg/L)	GWA-2	0.0002	n/a	2/14/2024	0.0002ND	No	34	n/a	n/a	94.12	n/a	n/a	0.001599	NP Intra (NDs) 1 of 2
Mercury (mg/L)	GWA-28	0.0002	n/a	2/14/2024	0.0002ND	No	34	n/a	n/a	94.12	n/a	n/a	0.001599	NP Intra (NDs) 1 of 2
Mercury (mg/L)	GWA-29	0.00021	n/a	2/14/2024	0.0002ND	No	32	n/a	n/a	96.88	n/a	n/a	0.001803	NP Intra (NDs) 1 of 2
Mercury (mg/L)	GWA-3	0.0002	n/a	n/a	1 future	n/a	20	n/a	n/a	95	n/a	n/a	0.004291	NP Intra (NDs) 1 of 2
Mercury (mg/L)	GWA-4	0.0002	n/a	2/14/2024	0.0002ND	No	34	n/a	n/a	94.12	n/a	n/a	0.001599	NP Intra (NDs) 1 of 2
Mercury (mg/L)	GWC-10	0.0002	n/a	2/20/2024	0.0002ND	No	23	n/a	n/a	91.3	n/a	n/a	0.003415	NP Intra (NDs) 1 of 2
Mercury (mg/L)	GWC-11	0.0002	n/a	2/14/2024	0.0002ND	No	34	n/a	n/a	94.12	n/a	n/a	0.001599	NP Intra (NDs) 1 of 2
Mercury (mg/L)	GWC-12	0.0002	n/a	2/20/2024	0.0002ND	No	34	n/a	n/a	97.06	n/a	n/a	0.001599	NP Intra (NDs) 1 of 2

Appendix I Intrawell Prediction Limits - All Results

Plant Wansley Client: Southern Company Data: Wansley Landfill Printed 8/13/2024, 11:04 AM

Constituent	Well	Upper Lim	Lower Lim	Date	Observ.	Sig.	Bg N	Bg Mean	Std. Dev.	%NDs	ND Adj.	Transform	Alpha	Method
Mercury (mg/L)	GWC-13	0.0002	n/a	2/19/2024	0.0002ND	No	34	n/a	n/a	94.12	n/a	n/a	0.001599	NP Intra (NDs) 1 of 2
Mercury (mg/L)	GWC-14	0.00023	n/a	2/19/2024	0.0002ND	No	35	n/a	n/a	82.86	n/a	n/a	0.001497	NP Intra (NDs) 1 of 2
Mercury (mg/L)	GWC-15	0.0002	n/a	2/21/2024	0.0002ND	No	34	n/a	n/a	94.12	n/a	n/a	0.001599	NP Intra (NDs) 1 of 2
Mercury (mg/L)	GWC-16	0.0002	n/a	2/21/2024	0.0002ND	No	34	n/a	n/a	94.12	n/a	n/a	0.001599	NP Intra (NDs) 1 of 2
Mercury (mg/L)	GWC-17	0.0002	n/a	2/20/2024	0.0002ND	No	34	n/a	n/a	94.12	n/a	n/a	0.001599	NP Intra (NDs) 1 of 2
Mercury (mg/L)	GWC-18	0.0002	n/a	2/21/2024	0.0002ND	No	34	n/a	n/a	94.12	n/a	n/a	0.001599	NP Intra (NDs) 1 of 2
Mercury (mg/L)	GWC-19	0.0002	n/a	2/21/2024	0.0002ND	No	34	n/a	n/a	94.12	n/a	n/a	0.001599	NP Intra (NDs) 1 of 2
Mercury (mg/L)	GWC-20	0.0002	n/a	2/20/2024	0.0002ND	No	34	n/a	n/a	94.12	n/a	n/a	0.001599	NP Intra (NDs) 1 of 2
Mercury (mg/L)	GWC-21	0.0002	n/a	2/19/2024	0.0002ND	No	34	n/a	n/a	88.24	n/a	n/a	0.001599	NP Intra (NDs) 1 of 2
Mercury (mg/L)	GWC-22	0.0002	n/a	2/14/2024	0.0002ND	No	34	n/a	n/a	94.12	n/a	n/a	0.001599	NP Intra (NDs) 1 of 2
Mercury (mg/L)	GWC-23	0.0002	n/a	2/19/2024	0.0002ND	No	34	n/a	n/a	97.06	n/a	n/a	0.001599	NP Intra (NDs) 1 of 2
Mercury (mg/L)	GWC-24	0.0002	n/a	2/22/2024	0.0002ND	No	25	n/a	n/a	96	n/a	n/a	0.002832	NP Intra (NDs) 1 of 2
Mercury (mg/L)	GWC-25	0.0002	n/a	2/21/2024	0.0002ND	No	33	n/a	n/a	96.97	n/a	n/a	0.001701	NP Intra (NDs) 1 of 2
Mercury (mg/L)	GWC-26	0.0002	n/a	2/20/2024	0.0002ND	No	34	n/a	n/a	94.12	n/a	n/a	0.001599	NP Intra (NDs) 1 of 2
Mercury (mg/L)	GWC-27	0.0002	n/a	2/20/2024	0.0002ND	No	34	n/a	n/a	94.12	n/a	n/a	0.001599	NP Intra (NDs) 1 of 2
Mercury (mg/L)	GWC-30	0.0002	n/a	2/21/2024	0.0002ND	No	34	n/a	n/a	91.18	n/a	n/a	0.001599	NP Intra (NDs) 1 of 2
Mercury (mg/L)	GWC-31	0.0002	n/a	2/21/2024	0.0002ND	No	29	n/a	n/a	93.1	n/a	n/a	0.002172	NP Intra (NDs) 1 of 2
Mercury (mg/L)	GWC-32	0.0002	n/a	2/20/2024	0.0002ND	No	34	n/a	n/a	97.06	n/a	n/a	0.001599	NP Intra (NDs) 1 of 2
Mercury (mg/L)	GWC-33	0.0002	n/a	2/20/2024	0.0002ND	No	33	n/a	n/a	96.97	n/a	n/a	0.001701	NP Intra (NDs) 1 of 2
Mercury (mg/L)	GWC-34	0.0002	n/a	2/22/2024	0.0002ND	No	34	n/a	n/a	91.18	n/a	n/a	0.001599	NP Intra (NDs) 1 of 2
Mercury (mg/L)	GWC-35	0.0002	n/a	2/22/2024	0.0002ND	No	34	n/a	n/a	97.06	n/a	n/a	0.001599	NP Intra (NDs) 1 of 2
Mercury (mg/L)	GWC-5	0.0002	n/a	2/14/2024	0.0002ND	No	34	n/a	n/a	97.06	n/a	n/a	0.001599	NP Intra (NDs) 1 of 2
Mercury (mg/L)	GWC-6	0.0002	n/a	2/14/2024	0.0002ND	No	34	n/a	n/a	94.12	n/a	n/a	0.001599	NP Intra (NDs) 1 of 2
Mercury (mg/L)	GWC-7	0.0002	n/a	2/21/2024	0.0002ND	No	34	n/a	n/a	97.06	n/a	n/a	0.001599	NP Intra (NDs) 1 of 2
Mercury (mg/L)	GWC-8	0.0004	n/a	2/21/2024	0.0002ND	No	35	n/a	n/a	88.57	n/a	n/a	0.001497	NP Intra (NDs) 1 of 2
Mercury (mg/L)	GWC-9	0.0002	n/a	2/19/2024	0.0002ND	No	34	n/a	n/a	91.18	n/a	n/a	0.001599	NP Intra (NDs) 1 of 2
Nickel (mg/L)	GWA-1	0.0025	n/a	2/13/2024	0.00087J	No	27	n/a	n/a	59.26	n/a	n/a	0.002502	NP Intra (NDs) 1 of 2
Nickel (mg/L)	GWA-2	0.0028	n/a	2/14/2024	0.00078J	No	27	n/a	n/a	40.74	n/a	n/a	0.002502	NP Intra (normality) 1 of 2
Nickel (mg/L)	GWA-28	0.001	n/a	2/14/2024	0.001ND	No	27	n/a	n/a	77.78	n/a	n/a	0.002502	NP Intra (NDs) 1 of 2
Nickel (mg/L)	GWA-29	0.006874	n/a	2/14/2024	0.00074J	No	27	0.04812	0.01289	11.11	None	sqrt(x)	0.0001135	Param Intra 1 of 2
Nickel (mg/L)	GWA-3	0.006499	n/a	n/a	1 future	n/a	16	0.002442	0.001328	18.75	Kaplan-Meier	No	0.0001135	Param Intra 1 of 2
Nickel (mg/L)	GWA-4	0.0032	n/a	2/14/2024	0.0013	No	25	n/a	n/a	48	n/a	n/a	0.002832	NP Intra (normality) 1 of 2
Nickel (mg/L)	GWC-10	0.01116	n/a	2/20/2024	0.0012	No	16	-6.242	0.5718	0	None	ln(x)	0.0001135	Param Intra 1 of 2
Nickel (mg/L)	GWC-11	0.0011	n/a	2/14/2024	0.001ND	No	27	n/a	n/a	88.89	n/a	n/a	0.002502	NP Intra (NDs) 1 of 2
Nickel (mg/L)	GWC-12	0.001	n/a	2/20/2024	0.001ND	No	27	n/a	n/a	88.89	n/a	n/a	0.002502	NP Intra (NDs) 1 of 2
Nickel (mg/L)	GWC-13	0.001	n/a	2/19/2024	0.001ND	No	27	n/a	n/a	70.37	n/a	n/a	0.002502	NP Intra (NDs) 1 of 2
Nickel (mg/L)	GWC-14	0.02414	n/a	2/19/2024	0.023	No	17	0.01612	0.002667	0	None	No	0.0001135	Param Intra 1 of 2
Nickel (mg/L)	GWC-15	0.001	n/a	2/21/2024	0.001ND	No	27	n/a	n/a	92.59	n/a	n/a	0.002502	NP Intra (NDs) 1 of 2
Nickel (mg/L)	GWC-16	0.001	n/a	2/21/2024	0.00045J	No	27	n/a	n/a	88.89	n/a	n/a	0.002502	NP Intra (NDs) 1 of 2
Nickel (mg/L)	GWC-17	0.001	n/a	2/20/2024	0.001ND	No	27	n/a	n/a	85.19	n/a	n/a	0.002502	NP Intra (NDs) 1 of 2
Nickel (mg/L)	GWC-18	0.0015	n/a	2/21/2024	0.001ND	No	27	n/a	n/a	88.89	n/a	n/a	0.002502	NP Intra (NDs) 1 of 2
Nickel (mg/L)	GWC-19	0.0014	n/a	2/21/2024	0.0014	No	27	n/a	n/a	66.67	n/a	n/a	0.002502	NP Intra (NDs) 1 of 2
Nickel (mg/L)	GWC-20	0.001	n/a	2/20/2024	0.001ND	No	27	n/a	n/a	92.59	n/a	n/a	0.002502	NP Intra (NDs) 1 of 2
Nickel (mg/L)	GWC-21	0.001	n/a	2/19/2024	0.001ND	No	27	n/a	n/a	66.67	n/a	n/a	0.002502	NP Intra (NDs) 1 of 2
Nickel (mg/L)	GWC-22	0.001	n/a	2/14/2024	0.001ND	No	27	n/a	n/a	92.59	n/a	n/a	0.002502	NP Intra (NDs) 1 of 2
Nickel (mg/L)	GWC-23	0.001	n/a	2/19/2024	0.001ND	No	27	n/a	n/a	74.07	n/a	n/a	0.002502	NP Intra (NDs) 1 of 2
Nickel (mg/L)	GWC-24	0.003772	n/a	2/22/2024	0.0034	No	18	0.001964	0.0006102	5.556	None	No	0.0001135	Param Intra 1 of 2
Nickel (mg/L)	GWC-25	0.03819	n/a	2/21/2024	0.0038	No	26	-5.363	0.7725	19.23	Kaplan-Meier	ln(x)	0.0001135	Param Intra 1 of 2
Nickel (mg/L)	GWC-26	0.0031	n/a	2/20/2024	0.001ND	No	27	n/a	n/a	59.26	n/a	n/a	0.002502	NP Intra (NDs) 1 of 2
Nickel (mg/L)	GWC-27	0.001	n/a	2/20/2024	0.001ND	No	27	n/a	n/a	88.89	n/a	n/a	0.002502	NP Intra (NDs) 1 of 2
Nickel (mg/L)	GWC-31	0.01402	n/a	2/21/2024	0.0016	No	23	0.1292	0.04014	13.04	None	x^(1/3)	0.0001135	Param Intra 1 of 2
Nickel (mg/L)	GWC-32	0.0018	n/a	2/20/2024	0.001ND	No	27	n/a	n/a	70.37	n/a	n/a	0.002502	NP Intra (NDs) 1 of 2
Nickel (mg/L)	GWC-33	0.0012	n/a	2/20/2024	0.001ND	No	26	n/a	n/a	76.92	n/a	n/a	0.002667	NP Intra (NDs) 1 of 2
Nickel (mg/L)	GWC-34	0.0025	n/a	2/22/2024	0.00065J	No	26	n/a	n/a	53.85	n/a	n/a	0.002667	NP Intra (NDs) 1 of 2
Nickel (mg/L)	GWC-35	0.006652	n/a	2/22/2024	0.0019	No	27	-6.345	0.4938	14.81	None	ln(x)	0.0001135	Param Intra 1 of 2
Nickel (mg/L)	GWC-5	0.01191	n/a	2/14/2024	0.0069	No	27	0.005311	0.002446	14.81	None	No	0.0001135	Param Intra 1 of 2
Nickel (mg/L)	GWC-6	0.009647	n/a	2/14/2024	0.0052	No	27	0.005091	0.001688	3.704	None	No	0.0001135	Param Intra 1 of 2
Nickel (mg/L)	GWC-7	0.02291	n/a	2/21/2024	0.0082	No	27	0.009607	0.004931	14.81	None	No	0.0001135	Param Intra 1 of 2
Nickel (mg/L)	GWC-8	0.005412	n/a	2/21/2024	0.0021	No	26	0.002497	0.001074	23.08	Kaplan-Meier	No	0.0001135	Param Intra 1 of 2
Nickel (mg/L)	GWC-9	0.03087	n/a	2/19/2024	0.0093	No	25	0.1023	0.02688	4	None	sqrt(x)	0.0001135	Param Intra 1 of 2
Selenium (mg/L)	GWA-1	0.005	n/a	2/13/2024	0.005ND	No	34	n/a	n/a	97.06	n/a	n/a	0.001599	NP Intra (NDs) 1 of 2
Selenium (mg/L)	GWA-28	0.005	n/a	2/14/2024	0.005ND	No	34	n/a	n/a	94.12	n/a	n/a	0.001599	NP Intra (NDs) 1 of 2
Selenium (mg/L)	GWA-29	0.005	n/a	2/14/2024	0.005ND	No	32	n/a	n/a	90.63	n/a	n/a	0.001803	NP Intra (NDs) 1 of 2
Selenium (mg/L)	GWA-4	0.005	n/a	2/14/2024	0.005ND	No	34	n/a	n/a	97.06	n/a	n/a	0.001599	NP Intra (NDs) 1 of 2
Selenium (mg/L)	GWC-11	0.005	n/a	2/14/2024	0.005ND	No	34	n/a	n/a	88.24	n/a	n/a	0.001599	NP Intra (NDs) 1 of 2
Selenium (mg/L)	GWC-12	0.005	n/a	2/20/2024	0.005ND	No	34	n/a	n/a	97.06	n/a	n/a	0.001599	NP Intra (NDs) 1 of 2
Selenium (mg/L)	GWC-13	0.005	n/a	2/19/2024	0.005ND	No	34	n/a	n/a	97.06	n/a	n/a	0.001599	NP Intra (NDs) 1 of 2
Selenium (mg/L)	GWC-14	0.0071	n/a	2/19/2024	0.005ND	No	35	n/a	n/a	68.57	n/a	n/a	0.001497	NP Intra (NDs) 1 of 2

Appendix I Intrawell Prediction Limits - All Results

Plant Wansley Client: Southern Company Data: Wansley Landfill Printed 8/13/2024, 11:04 AM

Constituent	Well	Upper Lim	Lower Lim	Date	Observ.	Sig.	Bg N	Bg Mean	Std. Dev.	%NDs	ND Adj.	Transform	Alpha	Method
Selenium (mg/L)	GWC-15	0.005	n/a	2/21/2024	0.005ND	No	34	n/a	n/a	97.06	n/a	n/a	0.001599	NP Intra (NDs) 1 of 2
Selenium (mg/L)	GWC-16	0.005	n/a	2/21/2024	0.005ND	No	34	n/a	n/a	97.06	n/a	n/a	0.001599	NP Intra (NDs) 1 of 2
Selenium (mg/L)	GWC-18	0.005	n/a	2/21/2024	0.005ND	No	34	n/a	n/a	97.06	n/a	n/a	0.001599	NP Intra (NDs) 1 of 2
Selenium (mg/L)	GWC-21	0.005	n/a	2/19/2024	0.005ND	No	34	n/a	n/a	97.06	n/a	n/a	0.001599	NP Intra (NDs) 1 of 2
Selenium (mg/L)	GWC-22	0.005	n/a	2/14/2024	0.005ND	No	34	n/a	n/a	97.06	n/a	n/a	0.001599	NP Intra (NDs) 1 of 2
Selenium (mg/L)	GWC-25	0.005	n/a	2/21/2024	0.005ND	No	33	n/a	n/a	96.97	n/a	n/a	0.001701	NP Intra (NDs) 1 of 2
Selenium (mg/L)	GWC-26	0.005	n/a	2/20/2024	0.005ND	No	34	n/a	n/a	94.12	n/a	n/a	0.001599	NP Intra (NDs) 1 of 2
Selenium (mg/L)	GWC-27	0.005	n/a	2/20/2024	0.005ND	No	34	n/a	n/a	97.06	n/a	n/a	0.001599	NP Intra (NDs) 1 of 2
Selenium (mg/L)	GWC-30	0.005	n/a	2/21/2024	0.005ND	No	34	n/a	n/a	94.12	n/a	n/a	0.001599	NP Intra (NDs) 1 of 2
Selenium (mg/L)	GWC-31	0.005	n/a	2/21/2024	0.005ND	No	29	n/a	n/a	82.76	n/a	n/a	0.002172	NP Intra (NDs) 1 of 2
Selenium (mg/L)	GWC-32	0.005	n/a	2/20/2024	0.005ND	No	34	n/a	n/a	97.06	n/a	n/a	0.001599	NP Intra (NDs) 1 of 2
Selenium (mg/L)	GWC-33	0.005	n/a	2/20/2024	0.005ND	No	33	n/a	n/a	87.88	n/a	n/a	0.001701	NP Intra (NDs) 1 of 2
Selenium (mg/L)	GWC-35	0.005	n/a	2/22/2024	0.005ND	No	34	n/a	n/a	97.06	n/a	n/a	0.001599	NP Intra (NDs) 1 of 2
Selenium (mg/L)	GWC-5	0.005	n/a	2/14/2024	0.005ND	No	34	n/a	n/a	94.12	n/a	n/a	0.001599	NP Intra (NDs) 1 of 2
Selenium (mg/L)	GWC-6	0.005	n/a	2/14/2024	0.005ND	No	34	n/a	n/a	94.12	n/a	n/a	0.001599	NP Intra (NDs) 1 of 2
Selenium (mg/L)	GWC-8	0.005	n/a	2/21/2024	0.005ND	No	34	n/a	n/a	88.24	n/a	n/a	0.001599	NP Intra (NDs) 1 of 2
Selenium (mg/L)	GWC-9	0.005	n/a	2/19/2024	0.005ND	No	33	n/a	n/a	87.88	n/a	n/a	0.001701	NP Intra (NDs) 1 of 2
Silver (mg/L)	GWA-29	0.001629	n/a	2/14/2024	0.0011	No	26	0.0009368	0.0002549	23.08	Kaplan-Meier	No	0.0001135	Param Intra 1 of 2
Silver (mg/L)	GWC-11	0.001	n/a	2/14/2024	0.001ND	No	27	n/a	n/a	96.3	n/a	n/a	0.002502	NP Intra (NDs) 1 of 2
Silver (mg/L)	GWC-12	0.001	n/a	2/20/2024	0.001ND	No	27	n/a	n/a	96.3	n/a	n/a	0.002502	NP Intra (NDs) 1 of 2
Silver (mg/L)	GWC-14	0.001	n/a	2/19/2024	0.001ND	No	27	n/a	n/a	96.3	n/a	n/a	0.002502	NP Intra (NDs) 1 of 2
Silver (mg/L)	GWC-16	0.001	n/a	2/21/2024	0.001ND	No	27	n/a	n/a	96.3	n/a	n/a	0.002502	NP Intra (NDs) 1 of 2
Silver (mg/L)	GWC-17	0.001	n/a	2/20/2024	0.001ND	No	27	n/a	n/a	96.3	n/a	n/a	0.002502	NP Intra (NDs) 1 of 2
Silver (mg/L)	GWC-21	0.001	n/a	2/19/2024	0.001ND	No	27	n/a	n/a	96.3	n/a	n/a	0.002502	NP Intra (NDs) 1 of 2
Silver (mg/L)	GWC-22	0.001	n/a	2/14/2024	0.001ND	No	27	n/a	n/a	96.3	n/a	n/a	0.002502	NP Intra (NDs) 1 of 2
Silver (mg/L)	GWC-23	0.001	n/a	2/19/2024	0.001ND	No	27	n/a	n/a	96.3	n/a	n/a	0.002502	NP Intra (NDs) 1 of 2
Silver (mg/L)	GWC-24	0.001	n/a	2/22/2024	0.001ND	No	18	n/a	n/a	94.44	n/a	n/a	0.005373	NP Intra (NDs) 1 of 2
Silver (mg/L)	GWC-25	0.001	n/a	2/21/2024	0.001ND	No	26	n/a	n/a	96.15	n/a	n/a	0.002667	NP Intra (NDs) 1 of 2
Silver (mg/L)	GWC-26	0.001	n/a	2/20/2024	0.001ND	No	27	n/a	n/a	96.3	n/a	n/a	0.002502	NP Intra (NDs) 1 of 2
Silver (mg/L)	GWC-27	0.001	n/a	2/20/2024	0.001ND	No	26	n/a	n/a	96.15	n/a	n/a	0.002667	NP Intra (NDs) 1 of 2
Silver (mg/L)	GWC-31	0.001	n/a	2/21/2024	0.001ND	No	22	n/a	n/a	54.55	n/a	n/a	0.003707	NP Intra (NDs) 1 of 2
Silver (mg/L)	GWC-32	0.001	n/a	2/20/2024	0.001ND	No	27	n/a	n/a	96.3	n/a	n/a	0.002502	NP Intra (NDs) 1 of 2
Silver (mg/L)	GWC-33	0.001	n/a	2/20/2024	0.001ND	No	26	n/a	n/a	96.15	n/a	n/a	0.002667	NP Intra (NDs) 1 of 2
Silver (mg/L)	GWC-5	0.001	n/a	2/14/2024	0.001ND	No	27	n/a	n/a	96.3	n/a	n/a	0.002502	NP Intra (NDs) 1 of 2
Silver (mg/L)	GWC-6	0.001	n/a	2/14/2024	0.001ND	No	26	n/a	n/a	96.15	n/a	n/a	0.002667	NP Intra (NDs) 1 of 2
Thallium (mg/L)	GWA-1	0.001	n/a	2/13/2024	0.001ND	No	34	n/a	n/a	88.24	n/a	n/a	0.001599	NP Intra (NDs) 1 of 2
Thallium (mg/L)	GWA-2	0.001	n/a	2/14/2024	0.001ND	No	33	n/a	n/a	96.97	n/a	n/a	0.001701	NP Intra (NDs) 1 of 2
Thallium (mg/L)	GWA-4	0.001	n/a	2/14/2024	0.001ND	No	34	n/a	n/a	94.12	n/a	n/a	0.001599	NP Intra (NDs) 1 of 2
Thallium (mg/L)	GWC-11	0.001	n/a	2/14/2024	0.001ND	No	32	n/a	n/a	96.88	n/a	n/a	0.001803	NP Intra (NDs) 1 of 2
Thallium (mg/L)	GWC-12	0.001	n/a	2/20/2024	0.001ND	No	32	n/a	n/a	93.75	n/a	n/a	0.001803	NP Intra (NDs) 1 of 2
Thallium (mg/L)	GWC-13	0.001	n/a	2/19/2024	0.001ND	No	32	n/a	n/a	96.88	n/a	n/a	0.001803	NP Intra (NDs) 1 of 2
Thallium (mg/L)	GWC-14	0.00114	n/a	2/19/2024	0.00058J	No	33	0.02024	0.00517	24.24	Kaplan-Meier	sqrt(x)	0.0001135	Param Intra 1 of 2
Thallium (mg/L)	GWC-15	0.001	n/a	2/21/2024	0.001ND	No	34	n/a	n/a	94.12	n/a	n/a	0.001599	NP Intra (NDs) 1 of 2
Thallium (mg/L)	GWC-19	0.001	n/a	2/21/2024	0.001ND	No	34	n/a	n/a	94.12	n/a	n/a	0.001599	NP Intra (NDs) 1 of 2
Thallium (mg/L)	GWC-20	0.001	n/a	2/20/2024	0.001ND	No	34	n/a	n/a	97.06	n/a	n/a	0.001599	NP Intra (NDs) 1 of 2
Thallium (mg/L)	GWC-21	0.001	n/a	2/19/2024	0.001ND	No	34	n/a	n/a	91.18	n/a	n/a	0.001599	NP Intra (NDs) 1 of 2
Thallium (mg/L)	GWC-22	0.001	n/a	2/14/2024	0.001ND	No	34	n/a	n/a	91.18	n/a	n/a	0.001599	NP Intra (NDs) 1 of 2
Thallium (mg/L)	GWC-23	0.001	n/a	2/19/2024	0.001ND	No	32	n/a	n/a	93.75	n/a	n/a	0.001803	NP Intra (NDs) 1 of 2
Thallium (mg/L)	GWC-24	0.001	n/a	2/22/2024	0.001ND	No	24	n/a	n/a	91.67	n/a	n/a	0.003124	NP Intra (NDs) 1 of 2
Thallium (mg/L)	GWC-25	0.001	n/a	2/21/2024	0.001ND	No	31	n/a	n/a	93.55	n/a	n/a	0.001905	NP Intra (NDs) 1 of 2
Thallium (mg/L)	GWC-27	0.001	n/a	2/20/2024	0.001ND	No	32	n/a	n/a	43.75	n/a	n/a	0.001803	NP Intra (normality) 1 of 2
Thallium (mg/L)	GWC-30	0.001	n/a	2/21/2024	0.001ND	No	32	n/a	n/a	96.88	n/a	n/a	0.001803	NP Intra (NDs) 1 of 2
Thallium (mg/L)	GWC-31	0.001	n/a	2/21/2024	0.001ND	No	28	n/a	n/a	96.43	n/a	n/a	0.002337	NP Intra (NDs) 1 of 2
Thallium (mg/L)	GWC-33	0.001	n/a	2/20/2024	0.001ND	No	31	n/a	n/a	54.84	n/a	n/a	0.001905	NP Intra (NDs) 1 of 2
Thallium (mg/L)	GWC-34	0.001	n/a	2/22/2024	0.001ND	No	33	n/a	n/a	96.97	n/a	n/a	0.001701	NP Intra (NDs) 1 of 2
Thallium (mg/L)	GWC-35	0.001	n/a	2/22/2024	0.001ND	No	33	n/a	n/a	90.91	n/a	n/a	0.001701	NP Intra (NDs) 1 of 2
Thallium (mg/L)	GWC-6	0.001	n/a	2/14/2024	0.001ND	No	34	n/a	n/a	79.41	n/a	n/a	0.001599	NP Intra (NDs) 1 of 2
Thallium (mg/L)	GWC-7	0.001	n/a	2/21/2024	0.001ND	No	32	n/a	n/a	96.88	n/a	n/a	0.001803	NP Intra (NDs) 1 of 2
Thallium (mg/L)	GWC-8	0.001	n/a	2/21/2024	0.001ND	No	32	n/a	n/a	81.25	n/a	n/a	0.001803	NP Intra (NDs) 1 of 2
Thallium (mg/L)	GWC-9	0.001	n/a	2/19/2024	0.001ND	No	32	n/a	n/a	78.13	n/a	n/a	0.001803	NP Intra (NDs) 1 of 2
Vanadium (mg/L)	GWA-1	0.0028	n/a	2/13/2024	0.002ND	No	27	n/a	n/a	88.89	n/a	n/a	0.002502	NP Intra (NDs) 1 of 2
Vanadium (mg/L)	GWA-2	0.0024	n/a	2/14/2024	0.002ND	No	27	n/a	n/a	74.07	n/a	n/a	0.002502	NP Intra (NDs) 1 of 2
Vanadium (mg/L)	GWA-28	0.0025	n/a	2/14/2024	0.002ND	No	27	n/a	n/a	77.78	n/a	n/a	0.002502	NP Intra (NDs) 1 of 2
Vanadium (mg/L)	GWA-29	0.0023	n/a	2/14/2024	0.002ND	No	27	n/a	n/a	81.48	n/a	n/a	0.002502	NP Intra (NDs) 1 of 2
Vanadium (mg/L)	GWA-3	0.0028	n/a	n/a	1 future	n/a	16	n/a	n/a	62.5	n/a	n/a	0.006456	NP Intra (NDs) 1 of 2
Vanadium (mg/L)	GWA-4	0.002	n/a	2/14/2024	0.00067J	No	27	n/a	n/a	66.67	n/a	n/a	0.002502	NP Intra (NDs) 1 of 2
Vanadium (mg/L)	GWC-10	0.0032	n/a	2/20/2024	0.002ND	No	16	n/a	n/a	62.5	n/a	n/a	0.006456	NP Intra (NDs) 1 of 2
Vanadium (mg/L)	GWC-11	0.0064	n/a	2/14/2024	0.0026	No	27	n/a	n/a	18.52	n/a	n/a	0.002502	NP Intra (normality) 1 of 2

Appendix I Intrawell Prediction Limits - All Results

Plant Wansley Client: Southern Company Data: Wansley Landfill Printed 8/13/2024, 11:04 AM

Constituent	Well	Upper Lim	Lower Lim	Date	Observ.	Sig.	Bg N	Bg Mean	Std. Dev.	%NDs	ND Adj.	Transform	Alpha	Method
Vanadium (mg/L)	GWC-12	0.002	n/a	2/20/2024	0.00063J	No	27	n/a	n/a	92.59	n/a	n/a	0.002502	NP Intra (NDs) 1 of 2
Vanadium (mg/L)	GWC-13	0.0021	n/a	2/19/2024	0.00069J	No	27	n/a	n/a	85.19	n/a	n/a	0.002502	NP Intra (NDs) 1 of 2
Vanadium (mg/L)	GWC-14	0.002	n/a	2/19/2024	0.002ND	No	27	n/a	n/a	85.19	n/a	n/a	0.002502	NP Intra (NDs) 1 of 2
Vanadium (mg/L)	GWC-15	0.003	n/a	2/21/2024	0.002ND	No	27	n/a	n/a	77.78	n/a	n/a	0.002502	NP Intra (NDs) 1 of 2
Vanadium (mg/L)	GWC-16	0.006653	n/a	2/21/2024	0.0038	No	27	0.004088	0.0009506	22.22	Kaplan-Meier	No	0.0001135	Param Intra 1 of 2
Vanadium (mg/L)	GWC-17	0.005	n/a	2/20/2024	0.002ND	No	27	n/a	n/a	29.63	n/a	n/a	0.002502	NP Intra (normality) 1 of 2
Vanadium (mg/L)	GWC-18	0.003313	n/a	2/21/2024	0.00092J	No	27	0.001493	0.0006746	44.44	Kaplan-Meier	No	0.0001135	Param Intra 1 of 2
Vanadium (mg/L)	GWC-19	0.0023	n/a	2/21/2024	0.002ND	No	27	n/a	n/a	59.26	n/a	n/a	0.002502	NP Intra (NDs) 1 of 2
Vanadium (mg/L)	GWC-20	0.005822	n/a	2/20/2024	0.0013J	No	27	0.1269	0.01962	25.93	Kaplan-Meier	x^(1/3)	0.0001135	Param Intra 1 of 2
Vanadium (mg/L)	GWC-21	0.0028	n/a	2/19/2024	0.002ND	No	27	n/a	n/a	88.89	n/a	n/a	0.002502	NP Intra (NDs) 1 of 2
Vanadium (mg/L)	GWC-22	0.009685	n/a	2/14/2024	0.0067	No	27	0.006552	0.001161	11.11	None	No	0.0001135	Param Intra 1 of 2
Vanadium (mg/L)	GWC-23	0.002	n/a	2/19/2024	0.00072J	No	27	n/a	n/a	70.37	n/a	n/a	0.002502	NP Intra (NDs) 1 of 2
Vanadium (mg/L)	GWC-24	0.002	n/a	2/22/2024	0.002ND	No	18	n/a	n/a	77.78	n/a	n/a	0.005373	NP Intra (NDs) 1 of 2
Vanadium (mg/L)	GWC-25	0.002	n/a	2/21/2024	0.002ND	No	24	n/a	n/a	66.67	n/a	n/a	0.003124	NP Intra (NDs) 1 of 2
Vanadium (mg/L)	GWC-26	0.0024	n/a	2/20/2024	0.002ND	No	27	n/a	n/a	88.89	n/a	n/a	0.002502	NP Intra (NDs) 1 of 2
Vanadium (mg/L)	GWC-27	0.002	n/a	2/20/2024	0.002ND	No	27	n/a	n/a	92.59	n/a	n/a	0.002502	NP Intra (NDs) 1 of 2
Vanadium (mg/L)	GWC-30	0.0031	n/a	2/21/2024	0.0011J	No	26	n/a	n/a	50	n/a	n/a	0.002667	NP Intra (normality) 1 of 2
Vanadium (mg/L)	GWC-31	0.0043	n/a	2/21/2024	0.00064J	No	23	n/a	n/a	56.52	n/a	n/a	0.003415	NP Intra (NDs) 1 of 2
Vanadium (mg/L)	GWC-32	0.003	n/a	2/20/2024	0.002ND	No	27	n/a	n/a	74.07	n/a	n/a	0.002502	NP Intra (NDs) 1 of 2
Vanadium (mg/L)	GWC-33	0.0052	n/a	2/20/2024	0.002ND	No	26	n/a	n/a	80.77	n/a	n/a	0.002667	NP Intra (NDs) 1 of 2
Vanadium (mg/L)	GWC-34	0.0055	n/a	2/22/2024	0.002ND	No	27	n/a	n/a	92.59	n/a	n/a	0.002502	NP Intra (NDs) 1 of 2
Vanadium (mg/L)	GWC-35	0.0026	n/a	2/22/2024	0.002ND	No	27	n/a	n/a	81.48	n/a	n/a	0.002502	NP Intra (NDs) 1 of 2
Vanadium (mg/L)	GWC-5	0.006085	n/a	2/14/2024	0.003	No	27	0.00298	0.001151	25.93	Kaplan-Meier	No	0.0001135	Param Intra 1 of 2
Vanadium (mg/L)	GWC-6	0.0064	n/a	2/14/2024	0.002ND	No	27	n/a	n/a	81.48	n/a	n/a	0.002502	NP Intra (NDs) 1 of 2
Vanadium (mg/L)	GWC-7	0.005806	n/a	2/21/2024	0.0029	No	27	0.04531	0.01144	37.04	Kaplan-Meier	sqrt(x)	0.0001135	Param Intra 1 of 2
Vanadium (mg/L)	GWC-8	0.0038	n/a	2/21/2024	0.00079J	No	27	n/a	n/a	55.56	n/a	n/a	0.002502	NP Intra (NDs) 1 of 2
Vanadium (mg/L)	GWC-9	0.0025	n/a	2/19/2024	0.0007J	No	27	n/a	n/a	59.26	n/a	n/a	0.002502	NP Intra (NDs) 1 of 2
Zinc (mg/L)	GWA-1	0.078	n/a	2/13/2024	0.0041J	No	27	n/a	n/a	18.52	n/a	n/a	0.002502	NP Intra (normality) 1 of 2
Zinc (mg/L)	GWA-2	0.008223	n/a	2/14/2024	0.0031J	No	27	0.00432	0.001446	37.04	Kaplan-Meier	No	0.0001135	Param Intra 1 of 2
Zinc (mg/L)	GWA-28	0.04115	n/a	2/14/2024	0.0059	No	27	-4.96	0.6557	14.81	None	ln(x)	0.0001135	Param Intra 1 of 2
Zinc (mg/L)	GWA-29	0.05365	n/a	2/14/2024	0.02	No	27	0.02993	0.008792	0	None	No	0.0001135	Param Intra 1 of 2
Zinc (mg/L)	GWA-3	0.05607	n/a	n/a	1 future	n/a	16	0.1262	0.03619	12.5	None	sqrt(x)	0.0001135	Param Intra 1 of 2
Zinc (mg/L)	GWA-4	0.052	n/a	2/14/2024	0.005ND	No	27	n/a	n/a	51.85	n/a	n/a	0.002502	NP Intra (NDs) 1 of 2
Zinc (mg/L)	GWC-10	0.013	n/a	2/20/2024	0.0042J	No	16	n/a	n/a	43.75	n/a	n/a	0.006456	NP Intra (normality) 1 of 2
Zinc (mg/L)	GWC-11	0.017	n/a	2/14/2024	0.005ND	No	27	n/a	n/a	74.07	n/a	n/a	0.002502	NP Intra (NDs) 1 of 2
Zinc (mg/L)	GWC-12	0.0087	n/a	2/20/2024	0.005ND	No	27	n/a	n/a	85.19	n/a	n/a	0.002502	NP Intra (NDs) 1 of 2
Zinc (mg/L)	GWC-13	0.0085	n/a	2/19/2024	0.0056	No	27	n/a	n/a	70.37	n/a	n/a	0.002502	NP Intra (NDs) 1 of 2
Zinc (mg/L)	GWC-14	0.02256	n/a	2/19/2024	0.018	No	16	0.01329	0.003033	0	None	No	0.0001135	Param Intra 1 of 2
Zinc (mg/L)	GWC-15	0.005	n/a	2/21/2024	0.005ND	No	27	n/a	n/a	88.89	n/a	n/a	0.002502	NP Intra (NDs) 1 of 2
Zinc (mg/L)	GWC-16	0.0081	n/a	2/21/2024	0.005ND	No	27	n/a	n/a	70.37	n/a	n/a	0.002502	NP Intra (NDs) 1 of 2
Zinc (mg/L)	GWC-17	0.012	n/a	2/20/2024	0.005ND	No	27	n/a	n/a	66.67	n/a	n/a	0.002502	NP Intra (NDs) 1 of 2
Zinc (mg/L)	GWC-18	0.0053	n/a	2/21/2024	0.005ND	No	27	n/a	n/a	66.67	n/a	n/a	0.002502	NP Intra (NDs) 1 of 2
Zinc (mg/L)	GWC-19	0.008848	n/a	2/21/2024	0.0065	No	27	0.003845	0.001854	37.04	Kaplan-Meier	No	0.0001135	Param Intra 1 of 2
Zinc (mg/L)	GWC-20	0.014	n/a	2/20/2024	0.005ND	No	27	n/a	n/a	62.96	n/a	n/a	0.002502	NP Intra (NDs) 1 of 2
Zinc (mg/L)	GWC-21	0.01188	n/a	2/19/2024	0.005ND	No	27	0.07056	0.01424	22.22	Kaplan-Meier	sqrt(x)	0.0001135	Param Intra 1 of 2
Zinc (mg/L)	GWC-22	0.012	n/a	2/14/2024	0.0031J	No	27	n/a	n/a	70.37	n/a	n/a	0.002502	NP Intra (NDs) 1 of 2
Zinc (mg/L)	GWC-23	0.016	n/a	2/19/2024	0.005ND	No	26	n/a	n/a	46.15	n/a	n/a	0.002667	NP Intra (normality) 1 of 2
Zinc (mg/L)	**GWC-24**	**0.01528**	**n/a**	**2/22/2024**	**0.024**	**Yes**	**18**	**0.00735**	**0.002677**	**11.11**	**None**	**No**	**0.0001135**	**Param Intra 1 of 2**
Zinc (mg/L)	GWC-25	0.0403	n/a	2/21/2024	0.0042J	No	26	0.09989	0.03714	7.692	None	sqrt(x)	0.0001135	Param Intra 1 of 2
Zinc (mg/L)	GWC-26	0.019	n/a	2/20/2024	0.005ND	No	27	n/a	n/a	40.74	n/a	n/a	0.002502	NP Intra (normality) 1 of 2
Zinc (mg/L)	GWC-27	0.02	n/a	2/20/2024	0.005ND	No	27	n/a	n/a	37.04	n/a	n/a	0.002502	NP Intra (normality) 1 of 2
Zinc (mg/L)	GWC-30	0.022	n/a	2/21/2024	0.005ND	No	26	n/a	n/a	69.23	n/a	n/a	0.002667	NP Intra (NDs) 1 of 2
Zinc (mg/L)	GWC-31	0.08706	n/a	2/21/2024	0.0041J	No	23	-4.23	0.6417	4.348	None	ln(x)	0.0001135	Param Intra 1 of 2
Zinc (mg/L)	GWC-32	0.149	n/a	2/20/2024	0.028	No	27	0.06252	0.03205	0	None	No	0.0001135	Param Intra 1 of 2
Zinc (mg/L)	GWC-33	0.022	n/a	2/20/2024	0.005ND	No	26	n/a	n/a	26.92	n/a	n/a	0.002667	NP Intra (normality) 1 of 2
Zinc (mg/L)	GWC-34	0.0068	n/a	2/22/2024	0.005ND	No	27	n/a	n/a	66.67	n/a	n/a	0.002502	NP Intra (NDs) 1 of 2
Zinc (mg/L)	GWC-35	0.014	n/a	2/22/2024	0.005ND	No	27	n/a	n/a	44.44	n/a	n/a	0.002502	NP Intra (normality) 1 of 2
Zinc (mg/L)	GWC-5	0.0067	n/a	2/14/2024	0.0031J	No	27	n/a	n/a	55.56	n/a	n/a	0.002502	NP Intra (NDs) 1 of 2
Zinc (mg/L)	GWC-6	0.0071	n/a	2/14/2024	0.005ND	No	26	n/a	n/a	53.85	n/a	n/a	0.002667	NP Intra (NDs) 1 of 2
Zinc (mg/L)	GWC-7	0.01	n/a	2/21/2024	0.005ND	No	26	n/a	n/a	61.54	n/a	n/a	0.002667	NP Intra (NDs) 1 of 2
Zinc (mg/L)	GWC-8	0.01222	n/a	2/21/2024	0.005ND	No	26	0.05845	0.01918	34.62	Kaplan-Meier	sqrt(x)	0.0001135	Param Intra 1 of 2
Zinc (mg/L)	GWC-9	0.02294	n/a	2/19/2024	0.019	No	26	-5.514	0.6403	34.62	Kaplan-Meier	ln(x)	0.0001135	Param Intra 1 of 2

Appendix I Interwell Prediction Limits - Two-Step - Significant Results

Plant Wansley Client: Southern Company Data: Wansley Landfill Printed 4/18/2024, 10:17 AM

Constituent	Well	Upper Lim.	Date	Observ.	Sig.	Bg N	Bg Mean	Std. Dev.	%NDs	ND Adj.	Transform	Alpha	Method
Antimony (mg/L)	**GWC-13**	**0.0021**	**2/19/2024**	**0.0027**	**Yes**	**193**	**n/a**	**n/a**	**93.78**	**n/a**	**n/a**	**0.00005287**	**NP Inter (NDs) 1 of 2**

Appendix I Interwell Prediction Limits - Two-Step - All Results

Plant Wansley Client: Southern Company Data: Wansley Landfill Printed 4/18/2024, 10:17 AM

Constituent	Well	Upper Lim.	Date	Observ.	Sig.	Bg N	Bg Mean	Std. Dev.	%NDs	ND Adj.	Transform	Alpha	Method
Antimony (mg/L)	**GWC-13**	**0.0021**	**2/19/2024**	**0.0027**	**Yes**	**193**	**n/a**	**n/a**	**93.78**	**n/a**	**n/a**	**0.00005287**	**NP Inter (NDs) 1 of 2**
Barium (mg/L)	GWC-17	0.19	2/20/2024	0.027	No	193	n/a	n/a	13.47	n/a	n/a	0.00005287	NP Inter (normality) 1 of 2
Barium (mg/L)	GWC-34	0.19	2/22/2024	0.016	No	193	n/a	n/a	13.47	n/a	n/a	0.00005287	NP Inter (normality) 1 of 2
Barium (mg/L)	GWC-35	0.19	2/22/2024	0.046	No	193	n/a	n/a	13.47	n/a	n/a	0.00005287	NP Inter (normality) 1 of 2
Copper (mg/L)	GWC-34	0.018	2/22/2024	0.0023	No	156	n/a	n/a	71.79	n/a	n/a	0.00008041	NP Inter (NDs) 1 of 2
Zinc (mg/L)	GWC-24	0.078	2/22/2024	0.024	No	156	n/a	n/a	23.08	n/a	n/a	0.00008041	NP Inter (normality) 1 of 2

Appendix I Prediction Limit Exceedances - Trend Tests - Significant Results

Plant Wansley Client: Southern Company Data: Wansley Landfill Printed 4/18/2024, 10:22 AM

Constituent	Well	Slope	Calc.	Critical	Sig.	N	%NDs	Normality	Xform	Alpha	Method
Barium (mg/L)	**GWA-4 (bg)**	**0.004078**	**212**	**184**	**Yes**	**35**	**0**	**n/a**	**n/a**	**0.01**	**NP**
Barium (mg/L)	**GWC-17**	**0.0002077**	**189**	**184**	**Yes**	**35**	**0**	**n/a**	**n/a**	**0.01**	**NP**
Barium (mg/L)	**GWC-34**	**0.0002567**	**308**	**176**	**Yes**	**34**	**0**	**n/a**	**n/a**	**0.01**	**NP**
Barium (mg/L)	**GWC-35**	**0.0003216**	**274**	**184**	**Yes**	**35**	**0**	**n/a**	**n/a**	**0.01**	**NP**
Copper (mg/L)	**GWA-29 (bg)**	**-0.0003369**	**-189**	**-131**	**Yes**	**28**	**10.71**	**n/a**	**n/a**	**0.01**	**NP**
Zinc (mg/L)	**GWA-28 (bg)**	**0.0004244**	**159**	**131**	**Yes**	**28**	**14.29**	**n/a**	**n/a**	**0.01**	**NP**

Appendix I Prediction Limit Exceedances - Trend Tests - All Results

Plant Wansley Client: Southern Company Data: Wansley Landfill Printed 4/18/2024, 10:22 AM

Constituent	Well	Slope	Calc.	Critical	Sig.	N	%NDs	Normality	Xform	Alpha	Method
Antimony (mg/L)	GWA-1 (bg)	0	-30	-184	No	35	97.14	n/a	n/a	0.01	NP
Antimony (mg/L)	GWA-2 (bg)	0	3	184	No	35	94.29	n/a	n/a	0.01	NP
Antimony (mg/L)	GWA-28 (bg)	0	7	184	No	35	91.43	n/a	n/a	0.01	NP
Antimony (mg/L)	GWA-29 (bg)	0	-4	-167	No	33	87.88	n/a	n/a	0.01	NP
Antimony (mg/L)	GWA-3 (bg)	0	25	81	No	20	90	n/a	n/a	0.01	NP
Antimony (mg/L)	GWA-4 (bg)	0	0	184	No	35	100	n/a	n/a	0.01	NP
Antimony (mg/L)	GWC-13	0	-98	-184	No	35	82.86	n/a	n/a	0.01	NP
Arsenic (mg/L)	GWA-1 (bg)	0	19	184	No	35	94.29	n/a	n/a	0.01	NP
Arsenic (mg/L)	GWA-2 (bg)	0	-14	-184	No	35	97.14	n/a	n/a	0.01	NP
Arsenic (mg/L)	GWA-28 (bg)	0	-10	-184	No	35	97.14	n/a	n/a	0.01	NP
Arsenic (mg/L)	GWA-29 (bg)	0	-7	-167	No	33	93.94	n/a	n/a	0.01	NP
Arsenic (mg/L)	GWA-3 (bg)	0	0	81	No	20	95	n/a	n/a	0.01	NP
Arsenic (mg/L)	GWA-4 (bg)	0	-8	-184	No	35	88.57	n/a	n/a	0.01	NP
Barium (mg/L)	GWA-1 (bg)	0	18	184	No	35	0	n/a	n/a	0.01	NP
Barium (mg/L)	GWA-2 (bg)	-0.0001126	-65	-184	No	35	0	n/a	n/a	0.01	NP
Barium (mg/L)	GWA-28 (bg)	0	108	184	No	35	45.71	n/a	n/a	0.01	NP
Barium (mg/L)	GWA-29 (bg)	0.00001943	57	167	No	33	30.3	n/a	n/a	0.01	NP
Barium (mg/L)	GWA-3 (bg)	0.00721	79	81	No	20	0	n/a	n/a	0.01	NP
Barium (mg/L)	**GWA-4 (bg)**	**0.004078**	**212**	**184**	**Yes**	**35**	**0**	**n/a**	**n/a**	**0.01**	**NP**
Barium (mg/L)	**GWC-17**	**0.0002077**	**189**	**184**	**Yes**	**35**	**0**	**n/a**	**n/a**	**0.01**	**NP**
Barium (mg/L)	**GWC-34**	**0.0002567**	**308**	**176**	**Yes**	**34**	**0**	**n/a**	**n/a**	**0.01**	**NP**
Barium (mg/L)	**GWC-35**	**0.0003216**	**274**	**184**	**Yes**	**35**	**0**	**n/a**	**n/a**	**0.01**	**NP**
Copper (mg/L)	GWA-1 (bg)	0	0	131	No	28	100	n/a	n/a	0.01	NP
Copper (mg/L)	GWA-2 (bg)	0	-47	-131	No	28	75	n/a	n/a	0.01	NP
Copper (mg/L)	GWA-28 (bg)	0	13	131	No	28	96.43	n/a	n/a	0.01	NP
Copper (mg/L)	**GWA-29 (bg)**	**-0.0003369**	**-189**	**-131**	**Yes**	**28**	**10.71**	**n/a**	**n/a**	**0.01**	**NP**
Copper (mg/L)	GWA-3 (bg)	0.00002343	16	58	No	16	31.25	n/a	n/a	0.01	NP
Copper (mg/L)	GWA-4 (bg)	0	0	131	No	28	100	n/a	n/a	0.01	NP
Copper (mg/L)	GWC-34	0	17	131	No	28	92.86	n/a	n/a	0.01	NP
Lead (mg/L)	GWA-1 (bg)	0	0	184	No	35	100	n/a	n/a	0.01	NP
Lead (mg/L)	GWA-2 (bg)	0	-11	-184	No	35	91.43	n/a	n/a	0.01	NP
Lead (mg/L)	GWA-28 (bg)	0	-20	-184	No	35	97.14	n/a	n/a	0.01	NP
Lead (mg/L)	GWA-29 (bg)	0	-123	-167	No	33	81.82	n/a	n/a	0.01	NP
Lead (mg/L)	GWA-3 (bg)	0	-4	-81	No	20	80	n/a	n/a	0.01	NP
Lead (mg/L)	GWA-4 (bg)	0	-24	-184	No	35	97.14	n/a	n/a	0.01	NP
Zinc (mg/L)	GWA-1 (bg)	0	0	131	No	28	17.86	n/a	n/a	0.01	NP
Zinc (mg/L)	GWA-2 (bg)	-0.00003317	-71	-131	No	28	35.71	n/a	n/a	0.01	NP
Zinc (mg/L)	**GWA-28 (bg)**	**0.0004244**	**159**	**131**	**Yes**	**28**	**14.29**	**n/a**	**n/a**	**0.01**	**NP**
Zinc (mg/L)	GWA-29 (bg)	-0.0008512	-83	-131	No	28	0	n/a	n/a	0.01	NP
Zinc (mg/L)	GWA-3 (bg)	0.0009522	33	58	No	16	12.5	n/a	n/a	0.01	NP
Zinc (mg/L)	GWA-4 (bg)	0	21	131	No	28	53.57	n/a	n/a	0.01	NP
Zinc (mg/L)	GWC-24	-0.0001372	-13	-74	No	19	10.53	n/a	n/a	0.01	NP

Appendix III Intrawell Prediction Limits - Significant Results

Plant Wansley Client: Southern Company Data: Wansley Landfill Printed 8/13/2024, 11:13 AM

Constituent	Well	Upper Lim	Lower Lim	Date	Observ.	Sig.	Bg N	Bg Mean	Std. Dev.	%NDs	ND Adj.	Transform	Alpha	Method
pH, Field (S.U.)	GWC-31	6.435	5.756	2/21/2024	6.72	Yes	23	6.096	0.1334	0	None	No	0.0001297	Param Intra 1 of 2
pH, Field (S.U.)	GWC-34	6.245	5.527	2/22/2024	6.43	Yes	23	5.886	0.1412	0	None	No	0.0001297	Param Intra 1 of 2
Sulfate as SO4 (mg/L)	GWA-2	3.226	n/a	2/14/2024	6.7	Yes	23	1.121	0.2654	0	None	sqrt(x)	0.0002595	Param Intra 1 of 2
Sulfate as SO4 (mg/L)	GWC-15	2.901	n/a	2/21/2024	4.1	Yes	23	1.584	0.518	0	None	No	0.0002595	Param Intra 1 of 2
Sulfate as SO4 (mg/L)	GWC-17	1.175	n/a	2/20/2024	4.7	Yes	23	0.5519	0.4203	43.48	Kaplan-Meier	x^3	0.0002595	Param Intra 1 of 2
Sulfate as SO4 (mg/L)	GWC-20	1.455	n/a	2/20/2024	2.6	Yes	23	0.8776	0.2268	8.696	None	No	0.0002595	Param Intra 1 of 2
Sulfate as SO4 (mg/L)	GWC-23	1	n/a	2/19/2024	1.5	Yes	23	n/a	n/a	69.57	n/a	n/a	0.003415	NP Intra (NDs) 1 of 2
Total Dissolved Solids [TDS] (mg/L)	GWC-24	43.69	n/a	2/22/2024	45	Yes	23	22.78	8.218	8.696	None	No	0.0002595	Param Intra 1 of 2
Total Dissolved Solids [TDS] (mg/L)	GWC-35	76.97	n/a	2/22/2024	81	Yes	23	37.67	15.45	4.348	None	No	0.0002595	Param Intra 1 of 2

Appendix III Intrawell Prediction Limits - All Results

Plant Wansley Client: Southern Company Data: Wansley Landfill Printed 8/13/2024, 11:13 AM

Constituent	Well	Upper Lim	Lower Lim	Date	Observ.	Sig.	Bg N	Bg Mean	Std. Dev.	%NDs	ND Adj.	Transform	Alpha	Method
pH, Field (S.U.)	GWA-1	5.792	5.009	2/13/2024	5.35	No	24	5.4	0.1553	0	None	No	0.0001297	Param Intra 1 of 2
pH, Field (S.U.)	GWA-2	5.99	5.335	2/14/2024	5.67	No	23	5.663	0.1287	0	None	No	0.0001297	Param Intra 1 of 2
pH, Field (S.U.)	GWA-28	6.624	5.612	2/14/2024	6.29	No	24	1.808	0.03286	0	None	ln(x)	0.0001297	Param Intra 1 of 2
pH, Field (S.U.)	GWA-29	6.445	5.51	2/14/2024	5.86	No	22	n/a	n/a	0	n/a	n/a	0.007415	NP Intra (normality) 1 of 2
pH, Field (S.U.)	GWA-3	6.48	5.28	n/a	1 future	n/a	16	n/a	n/a	0	n/a	n/a	0.01291	NP Intra (normality) 1 of 2
pH, Field (S.U.)	GWA-4	6.578	5.936	2/14/2024	6.38	No	22	6.257	0.1251	0	None	No	0.0001297	Param Intra 1 of 2
pH, Field (S.U.)	GWC-10	6.989	5.035	2/20/2024	5.97	No	23	6.012	0.384	0	None	No	0.0001297	Param Intra 1 of 2
pH, Field (S.U.)	GWC-11	6.495	5.659	2/14/2024	6.46	No	24	6.077	0.1657	0	None	No	0.0001297	Param Intra 1 of 2
pH, Field (S.U.)	GWC-12	7.852	6.531	2/20/2024	7.46	No	23	2810	389.5	0	None	x^4	0.0001297	Param Intra 1 of 2
pH, Field (S.U.)	GWC-13	7.566	6.52	2/19/2024	7.14	No	23	n/a	n/a	0	n/a	n/a	0.006831	NP Intra (normality) 1 of 2
pH, Field (S.U.)	GWC-14	6.337	4.619	2/19/2024	5.66	No	24	5.478	0.3408	0	None	No	0.0001297	Param Intra 1 of 2
pH, Field (S.U.)	GWC-15	7.24	6.31	2/21/2024	6.62	No	23	n/a	n/a	0	n/a	n/a	0.006831	NP Intra (normality) 1 of 2
pH, Field (S.U.)	GWC-16	6.392	5.797	2/21/2024	6.12	No	22	6.095	0.116	0	None	No	0.0001297	Param Intra 1 of 2
pH, Field (S.U.)	GWC-17	6.473	5.888	2/20/2024	6.01	No	23	6.18	0.115	0	None	No	0.0001297	Param Intra 1 of 2
pH, Field (S.U.)	GWC-18	6.179	5.654	2/21/2024	5.82	No	22	7395	629.3	0	None	x^5	0.0001297	Param Intra 1 of 2
pH, Field (S.U.)	GWC-19	6.275	5.517	2/21/2024	5.77	No	23	5.896	0.149	0	None	No	0.0001297	Param Intra 1 of 2
pH, Field (S.U.)	GWC-20	7.121	6.08	2/20/2024	6.87	No	22	n/a	n/a	0	n/a	n/a	0.007415	NP Intra (normality) 1 of 2
pH, Field (S.U.)	GWC-21	5.986	5.085	2/19/2024	5.51	No	22	5.535	0.1756	0	None	No	0.0001297	Param Intra 1 of 2
pH, Field (S.U.)	GWC-22	6.981	6.266	2/14/2024	6.94	No	23	6.623	0.1405	0	None	No	0.0001297	Param Intra 1 of 2
pH, Field (S.U.)	GWC-23	6.421	5.51	2/19/2024	5.96	No	21	5.966	0.1759	0	None	No	0.0001297	Param Intra 1 of 2
pH, Field (S.U.)	GWC-24	6.557	4.373	2/22/2024	5.39	No	21	5.465	0.4218	0	None	No	0.0001297	Param Intra 1 of 2
pH, Field (S.U.)	GWC-25	7.136	5.099	2/21/2024	6.18	No	26	6.118	0.4099	0	None	No	0.0001297	Param Intra 1 of 2
pH, Field (S.U.)	GWC-26	6.038	5.52	2/20/2024	5.53	No	23	n/a	n/a	0	n/a	n/a	0.006831	NP Intra (normality) 1 of 2
pH, Field (S.U.)	GWC-27	5.969	5.139	2/20/2024	5.42	No	24	5.554	0.1647	0	None	No	0.0001297	Param Intra 1 of 2
pH, Field (S.U.)	GWC-30	6.78	5.77	2/21/2024	5.96	No	24	n/a	n/a	0	n/a	n/a	0.006247	NP Intra (normality) 1 of 2
pH, Field (S.U.)	**GWC-31**	**6.435**	**5.756**	**2/21/2024**	**6.72**	**Yes**	**23**	**6.096**	**0.1334**	**0**	**None**	**No**	**0.0001297**	**Param Intra 1 of 2**
pH, Field (S.U.)	GWC-32	6.378	5.838	2/20/2024	6.25	No	23	6.108	0.106	0	None	No	0.0001297	Param Intra 1 of 2
pH, Field (S.U.)	GWC-33	6.94	5.665	2/20/2024	6.49	No	24	6.302	0.253	0	None	No	0.0001297	Param Intra 1 of 2
pH, Field (S.U.)	**GWC-34**	**6.245**	**5.527**	**2/22/2024**	**6.43**	**Yes**	**23**	**5.886**	**0.1412**	**0**	**None**	**No**	**0.0001297**	**Param Intra 1 of 2**
pH, Field (S.U.)	GWC-35	5.88	5.242	2/22/2024	5.56	No	23	5.561	0.1255	0	None	No	0.0001297	Param Intra 1 of 2
pH, Field (S.U.)	GWC-5	7.05	6.15	2/14/2024	6.31	No	23	n/a	n/a	0	n/a	n/a	0.006831	NP Intra (normality) 1 of 2
pH, Field (S.U.)	GWC-6	6.5	5.71	2/14/2024	5.96	No	23	n/a	n/a	0	n/a	n/a	0.006831	NP Intra (normality) 1 of 2
pH, Field (S.U.)	GWC-7	6.621	6.119	2/21/2024	6.46	No	23	6.37	0.09861	0	None	No	0.0001297	Param Intra 1 of 2
pH, Field (S.U.)	GWC-8	6.55	5.64	2/21/2024	5.86	No	25	n/a	n/a	0	n/a	n/a	0.005664	NP Intra (normality) 1 of 2
pH, Field (S.U.)	GWC-9	6.294	5.207	2/19/2024	5.4	No	23	5.75	0.2135	0	None	No	0.0001297	Param Intra 1 of 2
Sulfate as SO4 (mg/L)	GWA-1	1.7	n/a	2/13/2024	1ND	No	23	n/a	n/a	91.3	n/a	n/a	0.003415	NP Intra (NDs) 1 of 2
Sulfate as SO4 (mg/L)	**GWA-2**	**3.226**	**n/a**	**2/14/2024**	**6.7**	**Yes**	**23**	**1.121**	**0.2654**	**0**	**None**	**sqrt(x)**	**0.0002595**	**Param Intra 1 of 2**
Sulfate as SO4 (mg/L)	GWA-28	2.624	n/a	2/14/2024	0.61J	No	23	1.099	0.2046	4.348	None	sqrt(x)	0.0002595	Param Intra 1 of 2
Sulfate as SO4 (mg/L)	GWA-29	26	n/a	2/14/2024	3.3	No	22	n/a	n/a	0	n/a	n/a	0.003707	NP Intra (normality) 1 of 2
Sulfate as SO4 (mg/L)	GWA-3	172.1	n/a	n/a	1 future	n/a	15	58.88	39.96	6.667	None	No	0.0002595	Param Intra 1 of 2
Sulfate as SO4 (mg/L)	GWA-4	15	n/a	2/14/2024	8.2	No	23	n/a	n/a	0	n/a	n/a	0.003415	NP Intra (normality) 1 of 2
Sulfate as SO4 (mg/L)	GWC-10	25.15	n/a	2/20/2024	13	No	11	12.35	4.014	0	None	No	0.0002595	Param Intra 1 of 2
Sulfate as SO4 (mg/L)	GWC-11	1.5	n/a	2/14/2024	0.9J	No	22	n/a	n/a	72.73	n/a	n/a	0.003707	NP Intra (NDs) 1 of 2
Sulfate as SO4 (mg/L)	GWC-12	45.86	n/a	2/20/2024	37	No	11	29.73	5.061	0	None	No	0.0002595	Param Intra 1 of 2
Sulfate as SO4 (mg/L)	GWC-13	4.05	n/a	2/19/2024	3.7	No	23	1.596	0.1639	0	None	sqrt(x)	0.0002595	Param Intra 1 of 2
Sulfate as SO4 (mg/L)	GWC-14	35.58	n/a	2/19/2024	7.7	No	23	3.618	0.9225	0	None	sqrt(x)	0.0002595	Param Intra 1 of 2
Sulfate as SO4 (mg/L)	**GWC-15**	**2.901**	**n/a**	**2/21/2024**	**4.1**	**Yes**	**23**	**1.584**	**0.518**	**0**	**None**	**No**	**0.0002595**	**Param Intra 1 of 2**
Sulfate as SO4 (mg/L)	GWC-16	1.1	n/a	2/21/2024	1ND	No	23	n/a	n/a	56.52	n/a	n/a	0.003415	NP Intra (NDs) 1 of 2
Sulfate as SO4 (mg/L)	**GWC-17**	**1.175**	**n/a**	**2/20/2024**	**4.7**	**Yes**	**23**	**0.5519**	**0.4203**	**43.48**	**Kaplan-Meier**	**x^3**	**0.0002595**	**Param Intra 1 of 2**
Sulfate as SO4 (mg/L)	GWC-18	1.1	n/a	2/21/2024	1.1	No	23	n/a	n/a	52.17	n/a	n/a	0.003415	NP Intra (NDs) 1 of 2
Sulfate as SO4 (mg/L)	GWC-19	2.627	n/a	2/21/2024	1.2	No	22	-0.2904	0.4895	31.82	Kaplan-Meier	ln(x)	0.0002595	Param Intra 1 of 2
Sulfate as SO4 (mg/L)	**GWC-20**	**1.455**	**n/a**	**2/20/2024**	**2.6**	**Yes**	**23**	**0.8776**	**0.2268**	**8.696**	**None**	**No**	**0.0002595**	**Param Intra 1 of 2**
Sulfate as SO4 (mg/L)	GWC-21	1.1	n/a	2/19/2024	0.98J	No	23	n/a	n/a	86.96	n/a	n/a	0.003415	NP Intra (NDs) 1 of 2
Sulfate as SO4 (mg/L)	GWC-22	1.2	n/a	2/14/2024	0.62J	No	23	n/a	n/a	60.87	n/a	n/a	0.003415	NP Intra (NDs) 1 of 2
Sulfate as SO4 (mg/L)	**GWC-23**	**1**	**n/a**	**2/19/2024**	**1.5**	**Yes**	**23**	**n/a**	**n/a**	**69.57**	**n/a**	**n/a**	**0.003415**	**NP Intra (NDs) 1 of 2**
Sulfate as SO4 (mg/L)	GWC-24	2.3	n/a	2/22/2024	0.57J	No	23	n/a	n/a	56.52	n/a	n/a	0.003415	NP Intra (NDs) 1 of 2
Sulfate as SO4 (mg/L)	GWC-25	20.17	n/a	2/21/2024	9.6	No	20	8.151	4.604	0	None	No	0.0002595	Param Intra 1 of 2
Sulfate as SO4 (mg/L)	GWC-26	1.8	n/a	2/20/2024	1.3	No	23	n/a	n/a	65.22	n/a	n/a	0.003415	NP Intra (NDs) 1 of 2
Sulfate as SO4 (mg/L)	GWC-27	3.825	n/a	2/20/2024	2.5	No	23	1.665	0.8492	4.348	None	No	0.0002595	Param Intra 1 of 2
Sulfate as SO4 (mg/L)	GWC-30	3.3	n/a	2/21/2024	2.5	No	23	n/a	n/a	0	n/a	n/a	0.003415	NP Intra (normality) 1 of 2
Sulfate as SO4 (mg/L)	GWC-31	22.45	n/a	2/21/2024	11	No	18	12.92	3.547	0	None	No	0.0002595	Param Intra 1 of 2
Sulfate as SO4 (mg/L)	GWC-32	14.31	n/a	2/20/2024	11	No	23	10.12	1.647	0	None	No	0.0002595	Param Intra 1 of 2
Sulfate as SO4 (mg/L)	GWC-33	22.45	n/a	2/20/2024	11	No	16	3.242	0.5416	0	None	sqrt(x)	0.0002595	Param Intra 1 of 2
Sulfate as SO4 (mg/L)	GWC-34	3.8	n/a	2/22/2024	2.5	No	23	n/a	n/a	0	n/a	n/a	0.003415	NP Intra (normality) 1 of 2
Sulfate as SO4 (mg/L)	GWC-35	4.7	n/a	2/22/2024	4.7	No	23	n/a	n/a	0	n/a	n/a	0.003415	NP Intra (normality) 1 of 2
Sulfate as SO4 (mg/L)	GWC-5	36.29	n/a	2/14/2024	25	No	16	27.63	3.138	0	None	No	0.0002595	Param Intra 1 of 2
Sulfate as SO4 (mg/L)	GWC-6	30	n/a	2/14/2024	8.9	No	23	n/a	n/a	0	n/a	n/a	0.003415	NP Intra (normality) 1 of 2
Sulfate as SO4 (mg/L)	GWC-7	63.97	n/a	2/21/2024	45	No	9	43.78	5.652	0	None	No	0.0002595	Param Intra 1 of 2

Appendix III Intrawell Prediction Limits - All Results

Plant Wansley Client: Southern Company Data: Wansley Landfill Printed 8/13/2024, 11:13 AM

Constituent	Well	Upper Lim	Lower Lim	Date	Observ.	Sig.	Bg N	Bg Mean	Std. Dev.	%NDs	ND Adj.	Transform	Alpha	Method
Sulfate as SO4 (mg/L)	GWC-8	34.34	n/a	2/21/2024	19	No	22	2.576	0.2627	0	None	x^(1/3)	0.0002595	Param Intra 1 of 2
Sulfate as SO4 (mg/L)	GWC-9	40.67	n/a	2/19/2024	16	No	23	4.09	0.8992	0	None	sqrt(x)	0.0002595	Param Intra 1 of 2
Total Dissolved Solids [TDS] (mg/L)	GWA-1	33.53	n/a	2/13/2024	18	No	23	11.17	8.791	30.43	Kaplan-Meier	No	0.0002595	Param Intra 1 of 2
Total Dissolved Solids [TDS] (mg/L)	GWA-2	84.54	n/a	2/14/2024	46	No	23	35.72	19.19	13.04	None	No	0.0002595	Param Intra 1 of 2
Total Dissolved Solids [TDS] (mg/L)	GWA-28	113.2	n/a	2/14/2024	82	No	23	64.13	19.3	0	None	No	0.0002595	Param Intra 1 of 2
Total Dissolved Solids [TDS] (mg/L)	GWA-29	140.4	n/a	2/14/2024	84	No	22	77.77	24.42	0	None	No	0.0002595	Param Intra 1 of 2
Total Dissolved Solids [TDS] (mg/L)	GWA-3	410	n/a	n/a	1 future	n/a	16	n/a	n/a	0	n/a	n/a	0.006456	NP Intra (normality) 1 of 2
Total Dissolved Solids [TDS] (mg/L)	GWA-4	210.8	n/a	2/14/2024	170	No	23	158.4	20.57	0	None	No	0.0002595	Param Intra 1 of 2
Total Dissolved Solids [TDS] (mg/L)	GWC-10	282.1	n/a	2/20/2024	120	No	23	154.2	50.29	0	None	No	0.0002595	Param Intra 1 of 2
Total Dissolved Solids [TDS] (mg/L)	GWC-11	297.9	n/a	2/14/2024	60	No	23	146.9	59.38	4.348	None	No	0.0002595	Param Intra 1 of 2
Total Dissolved Solids [TDS] (mg/L)	GWC-12	291.4	n/a	2/20/2024	220	No	23	197.7	36.87	0	None	No	0.0002595	Param Intra 1 of 2
Total Dissolved Solids [TDS] (mg/L)	GWC-13	88.74	n/a	2/19/2024	57	No	23	50.91	14.87	0	None	No	0.0002595	Param Intra 1 of 2
Total Dissolved Solids [TDS] (mg/L)	GWC-14	565.7	n/a	2/19/2024	290	No	23	305.1	102.4	0	None	No	0.0002595	Param Intra 1 of 2
Total Dissolved Solids [TDS] (mg/L)	GWC-15	114.8	n/a	2/21/2024	89	No	23	80.39	13.53	0	None	No	0.0002595	Param Intra 1 of 2
Total Dissolved Solids [TDS] (mg/L)	GWC-16	118.6	n/a	2/21/2024	91	No	23	6575	2941	0	None	x^2	0.0002595	Param Intra 1 of 2
Total Dissolved Solids [TDS] (mg/L)	GWC-17	128.2	n/a	2/20/2024	100	No	23	8817	2991	0	None	x^2	0.0002595	Param Intra 1 of 2
Total Dissolved Solids [TDS] (mg/L)	GWC-18	117.8	n/a	2/21/2024	93	No	23	77.87	15.68	0	None	No	0.0002595	Param Intra 1 of 2
Total Dissolved Solids [TDS] (mg/L)	GWC-19	115	n/a	2/21/2024	81	No	23	64.22	19.97	4.348	None	No	0.0002595	Param Intra 1 of 2
Total Dissolved Solids [TDS] (mg/L)	GWC-20	122.6	n/a	2/20/2024	100	No	23	89.74	12.93	0	None	No	0.0002595	Param Intra 1 of 2
Total Dissolved Solids [TDS] (mg/L)	GWC-21	92.63	n/a	2/19/2024	53	No	23	50.26	16.65	0	None	No	0.0002595	Param Intra 1 of 2
Total Dissolved Solids [TDS] (mg/L)	GWC-22	126.4	n/a	2/14/2024	110	No	23	1051424	380214	4.348	None	x^3	0.0002595	Param Intra 1 of 2
Total Dissolved Solids [TDS] (mg/L)	GWC-23	73.69	n/a	2/19/2024	43	No	22	36.77	14.39	4.545	None	No	0.0002595	Param Intra 1 of 2
Total Dissolved Solids [TDS] (mg/L)	**GWC-24**	**43.69**	**n/a**	**2/22/2024**	**45**	**Yes**	**23**	**22.78**	**8.218**	**8.696**	**None**	**No**	**0.0002595**	**Param Intra 1 of 2**
Total Dissolved Solids [TDS] (mg/L)	GWC-25	124.3	n/a	2/21/2024	82	No	23	76.87	18.64	0	None	No	0.0002595	Param Intra 1 of 2
Total Dissolved Solids [TDS] (mg/L)	GWC-26	86.86	n/a	2/20/2024	42	No	23	37.98	19.22	4.348	None	No	0.0002595	Param Intra 1 of 2
Total Dissolved Solids [TDS] (mg/L)	GWC-27	79.04	n/a	2/20/2024	40	No	23	35.09	17.28	13.04	None	No	0.0002595	Param Intra 1 of 2
Total Dissolved Solids [TDS] (mg/L)	GWC-30	80.74	n/a	2/21/2024	56	No	23	43.83	14.51	0	None	No	0.0002595	Param Intra 1 of 2
Total Dissolved Solids [TDS] (mg/L)	GWC-31	161.2	n/a	2/21/2024	90	No	18	103.2	21.62	0	None	No	0.0002595	Param Intra 1 of 2
Total Dissolved Solids [TDS] (mg/L)	GWC-32	135.1	n/a	2/20/2024	83	No	23	87.91	18.56	0	None	No	0.0002595	Param Intra 1 of 2
Total Dissolved Solids [TDS] (mg/L)	GWC-33	154.8	n/a	2/20/2024	97	No	23	102.2	20.67	0	None	No	0.0002595	Param Intra 1 of 2
Total Dissolved Solids [TDS] (mg/L)	GWC-34	99.11	n/a	2/22/2024	56	No	23	43.48	21.87	8.696	None	No	0.0002595	Param Intra 1 of 2
Total Dissolved Solids [TDS] (mg/L)	**GWC-35**	**76.97**	**n/a**	**2/22/2024**	**81**	**Yes**	**23**	**37.67**	**15.45**	**4.348**	**None**	**No**	**0.0002595**	**Param Intra 1 of 2**
Total Dissolved Solids [TDS] (mg/L)	GWC-5	272.3	n/a	2/14/2024	210	No	23	184.4	34.58	0	None	No	0.0002595	Param Intra 1 of 2
Total Dissolved Solids [TDS] (mg/L)	GWC-6	187.7	n/a	2/14/2024	130	No	23	117.1	27.73	0	None	No	0.0002595	Param Intra 1 of 2
Total Dissolved Solids [TDS] (mg/L)	GWC-7	485.3	n/a	2/21/2024	350	No	18	391.7	34.85	0	None	No	0.0002595	Param Intra 1 of 2
Total Dissolved Solids [TDS] (mg/L)	GWC-8	271	n/a	2/21/2024	130	No	23	173	38.56	0	None	No	0.0002595	Param Intra 1 of 2
Total Dissolved Solids [TDS] (mg/L)	GWC-9	254.7	n/a	2/19/2024	69	No	21	140	44.34	0	None	No	0.0002595	Param Intra 1 of 2

Appendix III Interwell Prediction Limits - Two-Step - Significant Results

Plant Wansley Data: Wansley Landfill Printed 4/12/2024, 12:05 PM

Constituent	Well	Upper Lim.	Lower Lim.	Date	Observ.	Sig.	Bg N	Bg Mean	Std. Dev.	%NDs	ND Adj.	Transform	Alpha	Method
pH, Field (S.U.)	**GWC-31**	**6.624**	**5.063**	**2/21/2024**	**6.72**	**Yes**	**136**	**5.844**	**0.3568**	**0**	**None**	**No**	**0.0001297**	**Param Inter 1 of 2**

Appendix III Interwell Prediction Limits - Two-Step - All Results

Plant Wansley Data: Wansley Landfill Printed 4/12/2024, 12:05 PM

Constituent	Well	Upper Lim.	Lower Lim.	Date	Observ.	Sig.	Bg N	Bg Mean	Std. Dev.	%NDs	ND Adj.	Transform	Alpha	Method
pH, Field (S.U.)	**GWC-31**	**6.624**	**5.063**	**2/21/2024**	**6.72**	**Yes**	**136**	**5.844**	**0.3568**	**0**	**None**	**No**	**0.0001297**	**Param Inter 1 of 2**
pH, Field (S.U.)	GWC-34	6.624	5.063	2/22/2024	6.43	No	136	5.844	0.3568	0	None	No	0.0001297	Param Inter 1 of 2
Sulfate as SO4 (mg/L)	GWC-15	150	n/a	2/21/2024	4.1	No	134	n/a	n/a	17.91	n/a	n/a	0.0001089	NP Inter (normality) 1 of 2
Sulfate as SO4 (mg/L)	GWC-17	150	n/a	2/20/2024	4.7	No	134	n/a	n/a	17.91	n/a	n/a	0.0001089	NP Inter (normality) 1 of 2
Sulfate as SO4 (mg/L)	GWC-20	150	n/a	2/20/2024	2.6	No	134	n/a	n/a	17.91	n/a	n/a	0.0001089	NP Inter (normality) 1 of 2
Sulfate as SO4 (mg/L)	GWC-23	150	n/a	2/19/2024	1.5	No	134	n/a	n/a	17.91	n/a	n/a	0.0001089	NP Inter (normality) 1 of 2
Total Dissolved Solids [TDS] (mg/L)	GWC-24	410	n/a	2/22/2024	45	No	135	n/a	n/a	7.407	n/a	n/a	0.0001072	NP Inter (normality) 1 of 2
Total Dissolved Solids [TDS] (mg/L)	GWC-35	410	n/a	2/22/2024	81	No	135	n/a	n/a	7.407	n/a	n/a	0.0001072	NP Inter (normality) 1 of 2

Appendix III Interwell Prediction Limits - Significant Results

Plant Wansley Data: Wansley Landfill Printed 4/12/2024, 12:10 PM

Constituent	Well	Upper Lim.	Date	Observ.	Sig.	Bg N	Bg Mean	Std. Dev.	%NDs	ND Adj.	Transform	Alpha	Method
Boron (mg/L)	**GWC-14**	**0.08**	**2/19/2024**	**0.71**	**Yes**	**136**	**n/a**	**n/a**	**97.06**	**n/a**	**n/a**	**0.0001054**	**NP Inter (NDs) 1 of 2**
Chloride (mg/L)	**GWC-14**	**59**	**2/19/2024**	**110**	**Yes**	**135**	**n/a**	**n/a**	**0.7407**	**n/a**	**n/a**	**0.0001072**	**NP Inter (normality) 1 of 2**

Appendix III Interwell Prediction Limits - All Results

Plant Wansley Data: Wansley Landfill Printed 4/12/2024, 12:10 PM

Constituent	Well	Upper Lim.	Date	Observ.	Sig.	Bg N	Bg Mean	Std. Dev.	%NDs	ND Adj.	Transform	Alpha	Method
Boron (mg/L)	GWC-10	0.08	2/20/2024	0.08ND	No	136	n/a	n/a	97.06	n/a	n/a	0.0001054	NP Inter (NDs) 1 of 2
Boron (mg/L)	GWC-11	0.08	2/14/2024	0.08ND	No	136	n/a	n/a	97.06	n/a	n/a	0.0001054	NP Inter (NDs) 1 of 2
Boron (mg/L)	GWC-12	0.08	2/20/2024	0.08	No	136	n/a	n/a	97.06	n/a	n/a	0.0001054	NP Inter (NDs) 1 of 2
Boron (mg/L)	GWC-13	0.08	2/19/2024	0.08ND	No	136	n/a	n/a	97.06	n/a	n/a	0.0001054	NP Inter (NDs) 1 of 2
Boron (mg/L)	**GWC-14**	**0.08**	**2/19/2024**	**0.71**	**Yes**	**136**	**n/a**	**n/a**	**97.06**	**n/a**	**n/a**	**0.0001054**	**NP Inter (NDs) 1 of 2**
Boron (mg/L)	GWC-15	0.08	2/21/2024	0.072J	No	136	n/a	n/a	97.06	n/a	n/a	0.0001054	NP Inter (NDs) 1 of 2
Boron (mg/L)	GWC-16	0.08	2/21/2024	0.08ND	No	136	n/a	n/a	97.06	n/a	n/a	0.0001054	NP Inter (NDs) 1 of 2
Boron (mg/L)	GWC-17	0.08	2/20/2024	0.08ND	No	136	n/a	n/a	97.06	n/a	n/a	0.0001054	NP Inter (NDs) 1 of 2
Boron (mg/L)	GWC-18	0.08	2/21/2024	0.08ND	No	136	n/a	n/a	97.06	n/a	n/a	0.0001054	NP Inter (NDs) 1 of 2
Boron (mg/L)	GWC-19	0.08	2/21/2024	0.08ND	No	136	n/a	n/a	97.06	n/a	n/a	0.0001054	NP Inter (NDs) 1 of 2
Boron (mg/L)	GWC-20	0.08	2/20/2024	0.08ND	No	136	n/a	n/a	97.06	n/a	n/a	0.0001054	NP Inter (NDs) 1 of 2
Boron (mg/L)	GWC-21	0.08	2/19/2024	0.08ND	No	136	n/a	n/a	97.06	n/a	n/a	0.0001054	NP Inter (NDs) 1 of 2
Boron (mg/L)	GWC-22	0.08	2/14/2024	0.08ND	No	136	n/a	n/a	97.06	n/a	n/a	0.0001054	NP Inter (NDs) 1 of 2
Boron (mg/L)	GWC-23	0.08	2/19/2024	0.08ND	No	136	n/a	n/a	97.06	n/a	n/a	0.0001054	NP Inter (NDs) 1 of 2
Boron (mg/L)	GWC-24	0.08	2/22/2024	0.08ND	No	136	n/a	n/a	97.06	n/a	n/a	0.0001054	NP Inter (NDs) 1 of 2
Boron (mg/L)	GWC-25	0.08	2/21/2024	0.08ND	No	136	n/a	n/a	97.06	n/a	n/a	0.0001054	NP Inter (NDs) 1 of 2
Boron (mg/L)	GWC-26	0.08	2/20/2024	0.08ND	No	136	n/a	n/a	97.06	n/a	n/a	0.0001054	NP Inter (NDs) 1 of 2
Boron (mg/L)	GWC-27	0.08	2/20/2024	0.08ND	No	136	n/a	n/a	97.06	n/a	n/a	0.0001054	NP Inter (NDs) 1 of 2
Boron (mg/L)	GWC-30	0.08	2/21/2024	0.046J	No	136	n/a	n/a	97.06	n/a	n/a	0.0001054	NP Inter (NDs) 1 of 2
Boron (mg/L)	GWC-31	0.08	2/21/2024	0.034J	No	136	n/a	n/a	97.06	n/a	n/a	0.0001054	NP Inter (NDs) 1 of 2
Boron (mg/L)	GWC-32	0.08	2/20/2024	0.08ND	No	136	n/a	n/a	97.06	n/a	n/a	0.0001054	NP Inter (NDs) 1 of 2
Boron (mg/L)	GWC-33	0.08	2/20/2024	0.08ND	No	136	n/a	n/a	97.06	n/a	n/a	0.0001054	NP Inter (NDs) 1 of 2
Boron (mg/L)	GWC-34	0.08	2/22/2024	0.08ND	No	136	n/a	n/a	97.06	n/a	n/a	0.0001054	NP Inter (NDs) 1 of 2
Boron (mg/L)	GWC-35	0.08	2/22/2024	0.06J	No	136	n/a	n/a	97.06	n/a	n/a	0.0001054	NP Inter (NDs) 1 of 2
Boron (mg/L)	GWC-5	0.08	2/14/2024	0.08ND	No	136	n/a	n/a	97.06	n/a	n/a	0.0001054	NP Inter (NDs) 1 of 2
Boron (mg/L)	GWC-6	0.08	2/14/2024	0.08ND	No	136	n/a	n/a	97.06	n/a	n/a	0.0001054	NP Inter (NDs) 1 of 2
Boron (mg/L)	GWC-7	0.08	2/21/2024	0.035J	No	136	n/a	n/a	97.06	n/a	n/a	0.0001054	NP Inter (NDs) 1 of 2
Boron (mg/L)	GWC-8	0.08	2/21/2024	0.036J	No	136	n/a	n/a	97.06	n/a	n/a	0.0001054	NP Inter (NDs) 1 of 2
Boron (mg/L)	GWC-9	0.08	2/19/2024	0.08	No	136	n/a	n/a	97.06	n/a	n/a	0.0001054	NP Inter (NDs) 1 of 2
Calcium (mg/L)	GWC-10	72	2/20/2024	13	No	135	n/a	n/a	0.7407	n/a	n/a	0.0001072	NP Inter (normality) 1 of 2
Calcium (mg/L)	GWC-11	72	2/14/2024	6.7	No	135	n/a	n/a	0.7407	n/a	n/a	0.0001072	NP Inter (normality) 1 of 2
Calcium (mg/L)	GWC-12	72	2/20/2024	49	No	135	n/a	n/a	0.7407	n/a	n/a	0.0001072	NP Inter (normality) 1 of 2
Calcium (mg/L)	GWC-13	72	2/19/2024	5.1	No	135	n/a	n/a	0.7407	n/a	n/a	0.0001072	NP Inter (normality) 1 of 2
Calcium (mg/L)	GWC-14	72	2/19/2024	26	No	135	n/a	n/a	0.7407	n/a	n/a	0.0001072	NP Inter (normality) 1 of 2
Calcium (mg/L)	GWC-15	72	2/21/2024	10	No	135	n/a	n/a	0.7407	n/a	n/a	0.0001072	NP Inter (normality) 1 of 2
Calcium (mg/L)	GWC-16	72	2/21/2024	7.6	No	135	n/a	n/a	0.7407	n/a	n/a	0.0001072	NP Inter (normality) 1 of 2
Calcium (mg/L)	GWC-17	72	2/20/2024	12	No	135	n/a	n/a	0.7407	n/a	n/a	0.0001072	NP Inter (normality) 1 of 2
Calcium (mg/L)	GWC-18	72	2/21/2024	8.7	No	135	n/a	n/a	0.7407	n/a	n/a	0.0001072	NP Inter (normality) 1 of 2
Calcium (mg/L)	GWC-19	72	2/21/2024	11	No	135	n/a	n/a	0.7407	n/a	n/a	0.0001072	NP Inter (normality) 1 of 2
Calcium (mg/L)	GWC-20	72	2/20/2024	9.7	No	135	n/a	n/a	0.7407	n/a	n/a	0.0001072	NP Inter (normality) 1 of 2
Calcium (mg/L)	GWC-21	72	2/19/2024	5.5	No	135	n/a	n/a	0.7407	n/a	n/a	0.0001072	NP Inter (normality) 1 of 2
Calcium (mg/L)	GWC-22	72	2/14/2024	11	No	135	n/a	n/a	0.7407	n/a	n/a	0.0001072	NP Inter (normality) 1 of 2
Calcium (mg/L)	GWC-23	72	2/19/2024	3.8	No	135	n/a	n/a	0.7407	n/a	n/a	0.0001072	NP Inter (normality) 1 of 2
Calcium (mg/L)	GWC-24	72	2/22/2024	1.4	No	135	n/a	n/a	0.7407	n/a	n/a	0.0001072	NP Inter (normality) 1 of 2
Calcium (mg/L)	GWC-25	72	2/21/2024	8.3	No	135	n/a	n/a	0.7407	n/a	n/a	0.0001072	NP Inter (normality) 1 of 2
Calcium (mg/L)	GWC-26	72	2/20/2024	1.8	No	135	n/a	n/a	0.7407	n/a	n/a	0.0001072	NP Inter (normality) 1 of 2
Calcium (mg/L)	GWC-27	72	2/20/2024	1.7	No	135	n/a	n/a	0.7407	n/a	n/a	0.0001072	NP Inter (normality) 1 of 2
Calcium (mg/L)	GWC-30	72	2/21/2024	4	No	135	n/a	n/a	0.7407	n/a	n/a	0.0001072	NP Inter (normality) 1 of 2
Calcium (mg/L)	GWC-31	72	2/21/2024	7.1	No	135	n/a	n/a	0.7407	n/a	n/a	0.0001072	NP Inter (normality) 1 of 2
Calcium (mg/L)	GWC-32	72	2/20/2024	6.7	No	135	n/a	n/a	0.7407	n/a	n/a	0.0001072	NP Inter (normality) 1 of 2
Calcium (mg/L)	GWC-33	72	2/20/2024	17	No	135	n/a	n/a	0.7407	n/a	n/a	0.0001072	NP Inter (normality) 1 of 2
Calcium (mg/L)	GWC-34	72	2/22/2024	3.7	No	135	n/a	n/a	0.7407	n/a	n/a	0.0001072	NP Inter (normality) 1 of 2
Calcium (mg/L)	GWC-35	72	2/22/2024	4.9	No	135	n/a	n/a	0.7407	n/a	n/a	0.0001072	NP Inter (normality) 1 of 2
Calcium (mg/L)	GWC-5	72	2/14/2024	30	No	135	n/a	n/a	0.7407	n/a	n/a	0.0001072	NP Inter (normality) 1 of 2
Calcium (mg/L)	GWC-6	72	2/14/2024	15	No	135	n/a	n/a	0.7407	n/a	n/a	0.0001072	NP Inter (normality) 1 of 2
Calcium (mg/L)	GWC-7	72	2/21/2024	44	No	135	n/a	n/a	0.7407	n/a	n/a	0.0001072	NP Inter (normality) 1 of 2
Calcium (mg/L)	GWC-8	72	2/21/2024	20	No	135	n/a	n/a	0.7407	n/a	n/a	0.0001072	NP Inter (normality) 1 of 2
Calcium (mg/L)	GWC-9	72	2/19/2024	7.2	No	135	n/a	n/a	0.7407	n/a	n/a	0.0001072	NP Inter (normality) 1 of 2
Chloride (mg/L)	GWC-10	59	2/20/2024	7.4	No	135	n/a	n/a	0.7407	n/a	n/a	0.0001072	NP Inter (normality) 1 of 2
Chloride (mg/L)	GWC-11	59	2/14/2024	1.4	No	135	n/a	n/a	0.7407	n/a	n/a	0.0001072	NP Inter (normality) 1 of 2
Chloride (mg/L)	GWC-12	59	2/20/2024	26	No	135	n/a	n/a	0.7407	n/a	n/a	0.0001072	NP Inter (normality) 1 of 2
Chloride (mg/L)	GWC-13	59	2/19/2024	1.8	No	135	n/a	n/a	0.7407	n/a	n/a	0.0001072	NP Inter (normality) 1 of 2
Chloride (mg/L)	**GWC-14**	**59**	**2/19/2024**	**110**	**Yes**	**135**	**n/a**	**n/a**	**0.7407**	**n/a**	**n/a**	**0.0001072**	**NP Inter (normality) 1 of 2**
Chloride (mg/L)	GWC-15	59	2/21/2024	6.4	No	135	n/a	n/a	0.7407	n/a	n/a	0.0001072	NP Inter (normality) 1 of 2
Chloride (mg/L)	GWC-16	59	2/21/2024	2	No	135	n/a	n/a	0.7407	n/a	n/a	0.0001072	NP Inter (normality) 1 of 2
Chloride (mg/L)	GWC-17	59	2/20/2024	1.6	No	135	n/a	n/a	0.7407	n/a	n/a	0.0001072	NP Inter (normality) 1 of 2
Chloride (mg/L)	GWC-18	59	2/21/2024	2.1	No	135	n/a	n/a	0.7407	n/a	n/a	0.0001072	NP Inter (normality) 1 of 2
Chloride (mg/L)	GWC-19	59	2/21/2024	2.5	No	135	n/a	n/a	0.7407	n/a	n/a	0.0001072	NP Inter (normality) 1 of 2

Appendix III Interwell Prediction Limits - All Results

Plant Wansley Data: Wansley Landfill Printed 4/12/2024, 12:10 PM

Constituent	Well	Upper Lim.	Date	Observ.	Sig.	Bg N	Bg Mean	Std. Dev.	%NDs	ND Adj.	Transform	Alpha	Method
Chloride (mg/L)	GWC-20	59	2/20/2024	2.5	No	135	n/a	n/a	0.7407	n/a	n/a	0.0001072	NP Inter (normality) 1 of 2
Chloride (mg/L)	GWC-21	59	2/19/2024	3.5	No	135	n/a	n/a	0.7407	n/a	n/a	0.0001072	NP Inter (normality) 1 of 2
Chloride (mg/L)	GWC-22	59	2/14/2024	1.4	No	135	n/a	n/a	0.7407	n/a	n/a	0.0001072	NP Inter (normality) 1 of 2
Chloride (mg/L)	GWC-23	59	2/19/2024	2.4	No	135	n/a	n/a	0.7407	n/a	n/a	0.0001072	NP Inter (normality) 1 of 2
Chloride (mg/L)	GWC-24	59	2/22/2024	5.5	No	135	n/a	n/a	0.7407	n/a	n/a	0.0001072	NP Inter (normality) 1 of 2
Chloride (mg/L)	GWC-25	59	2/21/2024	8.3	No	135	n/a	n/a	0.7407	n/a	n/a	0.0001072	NP Inter (normality) 1 of 2
Chloride (mg/L)	GWC-26	59	2/20/2024	3.6	No	135	n/a	n/a	0.7407	n/a	n/a	0.0001072	NP Inter (normality) 1 of 2
Chloride (mg/L)	GWC-27	59	2/20/2024	1.4	No	135	n/a	n/a	0.7407	n/a	n/a	0.0001072	NP Inter (normality) 1 of 2
Chloride (mg/L)	GWC-30	59	2/21/2024	1.8	No	135	n/a	n/a	0.7407	n/a	n/a	0.0001072	NP Inter (normality) 1 of 2
Chloride (mg/L)	GWC-31	59	2/21/2024	1.6	No	135	n/a	n/a	0.7407	n/a	n/a	0.0001072	NP Inter (normality) 1 of 2
Chloride (mg/L)	GWC-32	59	2/20/2024	1.8	No	135	n/a	n/a	0.7407	n/a	n/a	0.0001072	NP Inter (normality) 1 of 2
Chloride (mg/L)	GWC-33	59	2/20/2024	2.4	No	135	n/a	n/a	0.7407	n/a	n/a	0.0001072	NP Inter (normality) 1 of 2
Chloride (mg/L)	GWC-34	59	2/22/2024	1.6	No	135	n/a	n/a	0.7407	n/a	n/a	0.0001072	NP Inter (normality) 1 of 2
Chloride (mg/L)	GWC-35	59	2/22/2024	19	No	135	n/a	n/a	0.7407	n/a	n/a	0.0001072	NP Inter (normality) 1 of 2
Chloride (mg/L)	GWC-5	59	2/14/2024	11	No	135	n/a	n/a	0.7407	n/a	n/a	0.0001072	NP Inter (normality) 1 of 2
Chloride (mg/L)	GWC-6	59	2/14/2024	5.3	No	135	n/a	n/a	0.7407	n/a	n/a	0.0001072	NP Inter (normality) 1 of 2
Chloride (mg/L)	GWC-7	59	2/21/2024	27	No	135	n/a	n/a	0.7407	n/a	n/a	0.0001072	NP Inter (normality) 1 of 2
Chloride (mg/L)	GWC-8	59	2/21/2024	3	No	135	n/a	n/a	0.7407	n/a	n/a	0.0001072	NP Inter (normality) 1 of 2
Chloride (mg/L)	GWC-9	59	2/19/2024	6.7	No	135	n/a	n/a	0.7407	n/a	n/a	0.0001072	NP Inter (normality) 1 of 2
Fluoride (mg/L)	GWC-10	3.2	2/20/2024	0.77	No	135	n/a	n/a	41.48	n/a	n/a	0.0001072	NP Inter (normality) 1 of 2
Fluoride (mg/L)	GWC-11	3.2	2/14/2024	0.056J	No	135	n/a	n/a	41.48	n/a	n/a	0.0001072	NP Inter (normality) 1 of 2
Fluoride (mg/L)	GWC-12	3.2	2/20/2024	0.1ND	No	135	n/a	n/a	41.48	n/a	n/a	0.0001072	NP Inter (normality) 1 of 2
Fluoride (mg/L)	GWC-13	3.2	2/19/2024	0.1ND	No	135	n/a	n/a	41.48	n/a	n/a	0.0001072	NP Inter (normality) 1 of 2
Fluoride (mg/L)	GWC-14	3.2	2/19/2024	0.1ND	No	135	n/a	n/a	41.48	n/a	n/a	0.0001072	NP Inter (normality) 1 of 2
Fluoride (mg/L)	GWC-15	3.2	2/21/2024	0.1ND	No	135	n/a	n/a	41.48	n/a	n/a	0.0001072	NP Inter (normality) 1 of 2
Fluoride (mg/L)	GWC-16	3.2	2/21/2024	0.1ND	No	135	n/a	n/a	41.48	n/a	n/a	0.0001072	NP Inter (normality) 1 of 2
Fluoride (mg/L)	GWC-17	3.2	2/20/2024	0.1ND	No	135	n/a	n/a	41.48	n/a	n/a	0.0001072	NP Inter (normality) 1 of 2
Fluoride (mg/L)	GWC-18	3.2	2/21/2024	0.1ND	No	135	n/a	n/a	41.48	n/a	n/a	0.0001072	NP Inter (normality) 1 of 2
Fluoride (mg/L)	GWC-19	3.2	2/21/2024	0.1ND	No	135	n/a	n/a	41.48	n/a	n/a	0.0001072	NP Inter (normality) 1 of 2
Fluoride (mg/L)	GWC-20	3.2	2/20/2024	0.1ND	No	135	n/a	n/a	41.48	n/a	n/a	0.0001072	NP Inter (normality) 1 of 2
Fluoride (mg/L)	GWC-21	3.2	2/19/2024	0.1ND	No	135	n/a	n/a	41.48	n/a	n/a	0.0001072	NP Inter (normality) 1 of 2
Fluoride (mg/L)	GWC-22	3.2	2/14/2024	0.1ND	No	135	n/a	n/a	41.48	n/a	n/a	0.0001072	NP Inter (normality) 1 of 2
Fluoride (mg/L)	GWC-23	3.2	2/19/2024	0.1ND	No	135	n/a	n/a	41.48	n/a	n/a	0.0001072	NP Inter (normality) 1 of 2
Fluoride (mg/L)	GWC-24	3.2	2/22/2024	0.1ND	No	135	n/a	n/a	41.48	n/a	n/a	0.0001072	NP Inter (normality) 1 of 2
Fluoride (mg/L)	GWC-25	3.2	2/21/2024	0.1ND	No	135	n/a	n/a	41.48	n/a	n/a	0.0001072	NP Inter (normality) 1 of 2
Fluoride (mg/L)	GWC-26	3.2	2/20/2024	0.1ND	No	135	n/a	n/a	41.48	n/a	n/a	0.0001072	NP Inter (normality) 1 of 2
Fluoride (mg/L)	GWC-27	3.2	2/20/2024	0.49	No	135	n/a	n/a	41.48	n/a	n/a	0.0001072	NP Inter (normality) 1 of 2
Fluoride (mg/L)	GWC-30	3.2	2/21/2024	0.1ND	No	135	n/a	n/a	41.48	n/a	n/a	0.0001072	NP Inter (normality) 1 of 2
Fluoride (mg/L)	GWC-31	3.2	2/21/2024	1.5	No	135	n/a	n/a	41.48	n/a	n/a	0.0001072	NP Inter (normality) 1 of 2
Fluoride (mg/L)	GWC-32	3.2	2/20/2024	2.5	No	135	n/a	n/a	41.48	n/a	n/a	0.0001072	NP Inter (normality) 1 of 2
Fluoride (mg/L)	GWC-33	3.2	2/20/2024	2.1	No	135	n/a	n/a	41.48	n/a	n/a	0.0001072	NP Inter (normality) 1 of 2
Fluoride (mg/L)	GWC-34	3.2	2/22/2024	0.1ND	No	135	n/a	n/a	41.48	n/a	n/a	0.0001072	NP Inter (normality) 1 of 2
Fluoride (mg/L)	GWC-35	3.2	2/22/2024	0.1ND	No	135	n/a	n/a	41.48	n/a	n/a	0.0001072	NP Inter (normality) 1 of 2
Fluoride (mg/L)	GWC-5	3.2	2/14/2024	0.1ND	No	135	n/a	n/a	41.48	n/a	n/a	0.0001072	NP Inter (normality) 1 of 2
Fluoride (mg/L)	GWC-6	3.2	2/14/2024	0.049J	No	135	n/a	n/a	41.48	n/a	n/a	0.0001072	NP Inter (normality) 1 of 2
Fluoride (mg/L)	GWC-7	3.2	2/21/2024	0.1ND	No	135	n/a	n/a	41.48	n/a	n/a	0.0001072	NP Inter (normality) 1 of 2
Fluoride (mg/L)	GWC-8	3.2	2/21/2024	0.1ND	No	135	n/a	n/a	41.48	n/a	n/a	0.0001072	NP Inter (normality) 1 of 2
Fluoride (mg/L)	GWC-9	3.2	2/19/2024	0.1ND	No	135	n/a	n/a	41.48	n/a	n/a	0.0001072	NP Inter (normality) 1 of 2

Appendix III Prediction Limit Exceedances - Trend Tests - Significant Results

Plant Wansley Data: Wansley Landfill Printed 4/12/2024, 12:20 PM

Constituent	Well	Slope	Calc.	Critical	Sig.	N	%NDs	Normality	Xform	Alpha	Method
Chloride (mg/L)	**GWA-29 (bg)**	**-0.04557**	**-110**	**-98**	**Yes**	**23**	**0**	**n/a**	**n/a**	**0.01**	**NP**
Chloride (mg/L)	**GWA-3 (bg)**	**5.621**	**68**	**58**	**Yes**	**16**	**6.25**	**n/a**	**n/a**	**0.01**	**NP**
pH, Field (S.U.)	**GWA-3 (bg)**	**-0.1535**	**-71**	**-58**	**Yes**	**16**	**0**	**n/a**	**n/a**	**0.01**	**NP**

Appendix III Prediction Limit Exceedances - Trend Tests - All Results

Plant Wansley Data: Wansley Landfill Printed 4/12/2024, 12:20 PM

Constituent	Well	Slope	Calc.	Critical	Sig.	N	%NDs	Normality	Xform	Alpha	Method
Boron (mg/L)	GWA-1 (bg)	0	-9	-105	No	24	91.67	n/a	n/a	0.01	NP
Boron (mg/L)	GWA-2 (bg)	0	0	105	No	24	100	n/a	n/a	0.01	NP
Boron (mg/L)	GWA-28 (bg)	0	0	105	No	24	100	n/a	n/a	0.01	NP
Boron (mg/L)	GWA-29 (bg)	0	12	98	No	23	95.65	n/a	n/a	0.01	NP
Boron (mg/L)	GWA-3 (bg)	0	0	63	No	17	100	n/a	n/a	0.01	NP
Boron (mg/L)	GWA-4 (bg)	0	-23	-105	No	24	95.83	n/a	n/a	0.01	NP
Boron (mg/L)	GWC-14	0.04655	82	111	No	25	0	n/a	n/a	0.01	NP
Chloride (mg/L)	GWA-1 (bg)	0.03751	99	105	No	24	0	n/a	n/a	0.01	NP
Chloride (mg/L)	GWA-2 (bg)	0.1034	32	105	No	24	0	n/a	n/a	0.01	NP
Chloride (mg/L)	GWA-28 (bg)	0	-62	-105	No	24	0	n/a	n/a	0.01	NP
Chloride (mg/L)	**GWA-29 (bg)**	**-0.04557**	**-110**	**-98**	**Yes**	**23**	**0**	**n/a**	**n/a**	**0.01**	**NP**
Chloride (mg/L)	**GWA-3 (bg)**	**5.621**	**68**	**58**	**Yes**	**16**	**6.25**	**n/a**	**n/a**	**0.01**	**NP**
Chloride (mg/L)	GWA-4 (bg)	-0.6806	-91	-105	No	24	0	n/a	n/a	0.01	NP
Chloride (mg/L)	GWC-14	6.243	66	105	No	24	0	n/a	n/a	0.01	NP
pH, Field (S.U.)	GWA-1 (bg)	-0.001976	-6	-111	No	25	0	n/a	n/a	0.01	NP
pH, Field (S.U.)	GWA-2 (bg)	-0.01892	-70	-105	No	24	0	n/a	n/a	0.01	NP
pH, Field (S.U.)	GWA-28 (bg)	-0.01849	-43	-111	No	25	0	n/a	n/a	0.01	NP
pH, Field (S.U.)	GWA-29 (bg)	-0.02153	-67	-98	No	23	0	n/a	n/a	0.01	NP
pH, Field (S.U.)	**GWA-3 (bg)**	**-0.1535**	**-71**	**-58**	**Yes**	**16**	**0**	**n/a**	**n/a**	**0.01**	**NP**
pH, Field (S.U.)	GWA-4 (bg)	-0.002435	-12	-98	No	23	0	n/a	n/a	0.01	NP
pH, Field (S.U.)	GWC-31	0.007482	33	105	No	24	0	n/a	n/a	0.01	NP
pH, Field (S.U.)	GWC-34	-0.003822	-19	-105	No	24	0	n/a	n/a	0.01	NP
Sulfate as SO4 (mg/L)	GWA-1 (bg)	0	5	105	No	24	91.67	n/a	n/a	0.01	NP
Sulfate as SO4 (mg/L)	GWA-2 (bg)	0.08634	72	105	No	24	0	n/a	n/a	0.01	NP
Sulfate as SO4 (mg/L)	GWA-28 (bg)	-0.003913	-11	-105	No	24	4.167	n/a	n/a	0.01	NP
Sulfate as SO4 (mg/L)	GWA-29 (bg)	-0.4106	-79	-98	No	23	0	n/a	n/a	0.01	NP
Sulfate as SO4 (mg/L)	GWA-3 (bg)	-5.494	-14	-53	No	15	6.667	n/a	n/a	0.01	NP
Sulfate as SO4 (mg/L)	GWA-4 (bg)	0	-12	-105	No	24	0	n/a	n/a	0.01	NP
Sulfate as SO4 (mg/L)	GWC-15	0.07022	44	105	No	24	0	n/a	n/a	0.01	NP
Sulfate as SO4 (mg/L)	GWC-17	0.003721	58	105	No	24	41.67	n/a	n/a	0.01	NP
Sulfate as SO4 (mg/L)	GWC-20	-0.01294	-18	-105	No	24	8.333	n/a	n/a	0.01	NP
Sulfate as SO4 (mg/L)	GWC-23	0	22	105	No	24	66.67	n/a	n/a	0.01	NP
Total Dissolved Solids [TDS] (mg/L)	GWA-1 (bg)	0.7681	73	105	No	24	29.17	n/a	n/a	0.01	NP
Total Dissolved Solids [TDS] (mg/L)	GWA-2 (bg)	1.736	53	105	No	24	12.5	n/a	n/a	0.01	NP
Total Dissolved Solids [TDS] (mg/L)	GWA-28 (bg)	1.338	40	105	No	24	0	n/a	n/a	0.01	NP
Total Dissolved Solids [TDS] (mg/L)	GWA-29 (bg)	0.2162	9	98	No	23	0	n/a	n/a	0.01	NP
Total Dissolved Solids [TDS] (mg/L)	GWA-3 (bg)	-0.9733	-6	-58	No	16	0	n/a	n/a	0.01	NP
Total Dissolved Solids [TDS] (mg/L)	GWA-4 (bg)	0	17	105	No	24	0	n/a	n/a	0.01	NP
Total Dissolved Solids [TDS] (mg/L)	GWC-24	-0.8852	-46	-105	No	24	8.333	n/a	n/a	0.01	NP
Total Dissolved Solids [TDS] (mg/L)	GWC-35	3.177	102	105	No	24	4.167	n/a	n/a	0.01	NP

Appendix I Intrawell Prediction Limits - Resample - All Results (No Significant)

Plant Wansley Data: Wansley Landfill Printed 4/12/2024, 12:34 PM

Constituent	Well	Upper Lim.	Date	Observ.	Sig.	Bg N	Bg Mean	Std. Dev.	%NDs	ND Adj.	Transform	Alpha	Method
Antimony (mg/L)	GWC-13	0.002	3/27/2024	0.002ND	No	34	n/a	n/a	85.29	n/a	n/a	0.001599	NP Intra (NDs) 1 of 2

Appendix III Intrawell Prediction Limits - Resample - All Results (No Significant)

Plant Wansley Data: Wansley Landfill Printed 4/12/2024, 4:17 PM

Constituent	Well	Upper Lim.	Lower Lim.	Date	Observ.	Sig.	Bg N	Bg Mean	Std. Dev.	%NDs	ND Adj.	Transform	Alpha	Method
pH, Field (S.U.)	GWC-13	7.566	6.52	3/27/2024	7	No	23	n/a	n/a	0	n/a	n/a	0.006831	NP Intra (normality) 1 of 2
pH, Field (S.U.)	GWC-31	6.435	5.756	3/27/2024	5.97	No	23	6.096	0.1334	0	None	No	0.0001297	Param Intra 1 of 2

Table of Contents

Figure A. Time Series	56
Figure B. Box Plots	314
Figure C. Outlier Summary	338
Figure D. Appendix I Mann-Whitney	527
Figure E. Appendix III Mann-Whitney	1119
Figure F. Trend Tests - Upgradient Wells	1255
Figure G. Appendix I Intrawell Prediction Limits	1264
Figure H. Appendix I Interwell Prediction Limits - Two-Step	1861
Figure I. Appendix I Trend Tests	1875
Figure J. Appendix III Intrawell Prediction Limits	1884
Figure K. Appendix III Interwell Prediction Limits - Two-Step	2020
Figure L. Appendix III Interwell Prediction Limits	2034
Figure M. Appendix III Trend Tests	2103
Figure N. Appendix I Intrawell Prediction Limits - Resample	2116
Figure O. Appendix III Intrawell Prediction Limits - Resample	2120

FIGURE A.

Sanitas™ v.10.0.20 Software licensed to Groundwater Stats Consulting. UG
Hollow symbols indicate censored values.

Time Series

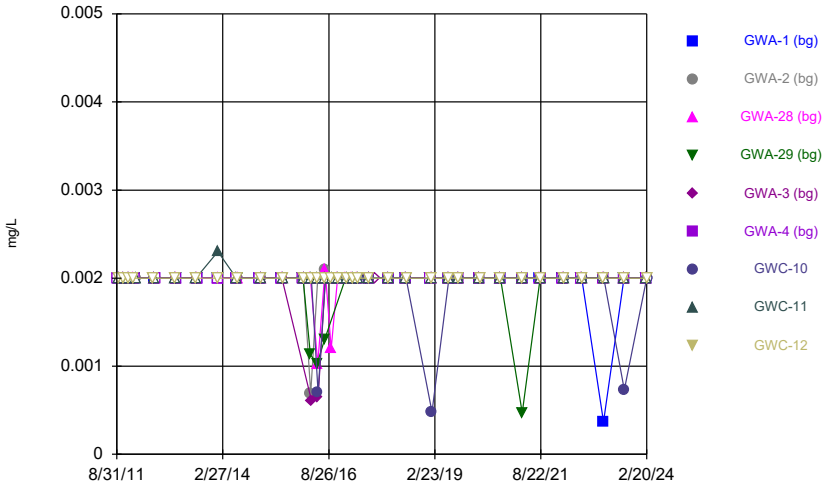

Constituent: Antimony Analysis Run 8/13/2024 11:17 AM
Plant Wansley Client: Southern Company Data: Wansley Landfill

Sanitas™ v.10.0.20 Software licensed to Groundwater Stats Consulting. UG
Hollow symbols indicate censored values.

Time Series

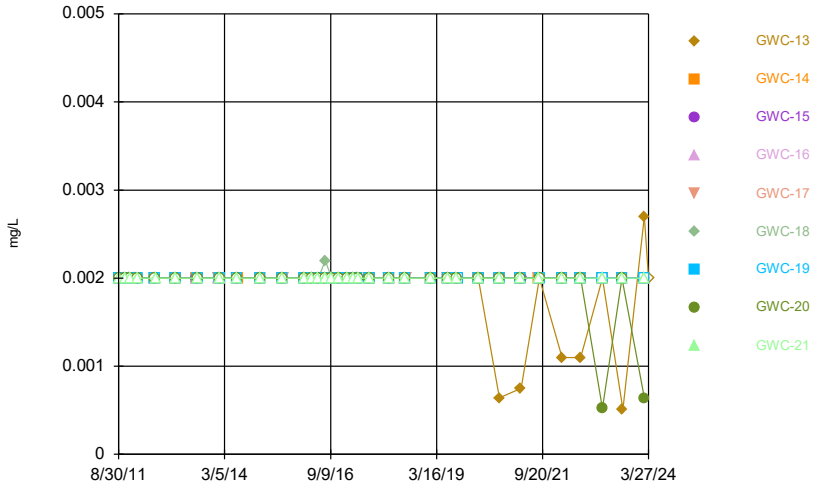

Constituent: Antimony Analysis Run 8/13/2024 11:17 AM
Plant Wansley Client: Southern Company Data: Wansley Landfill

Sanitas™ v.10.0.20 Software licensed to Groundwater Stats Consulting. UG
Hollow symbols indicate censored values.

Time Series

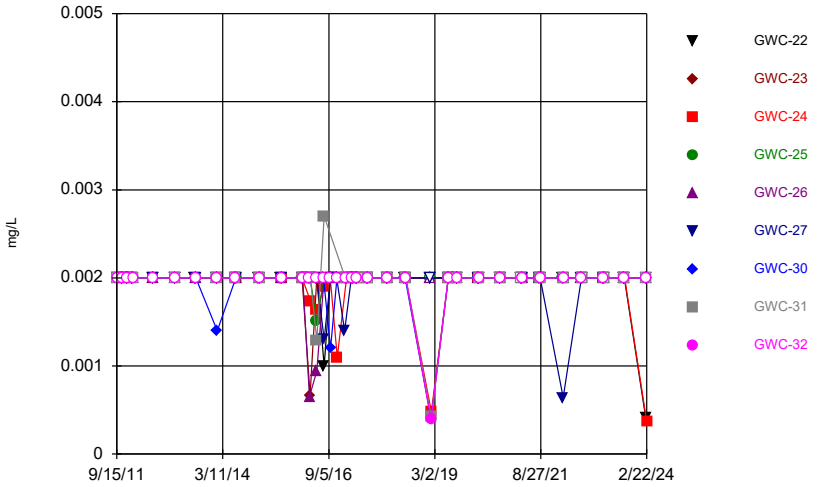

Constituent: Antimony Analysis Run 8/13/2024 11:17 AM
Plant Wansley Client: Southern Company Data: Wansley Landfill

Sanitas™ v.10.0.20 Software licensed to Groundwater Stats Consulting. UG
Hollow symbols indicate censored values.

Time Series

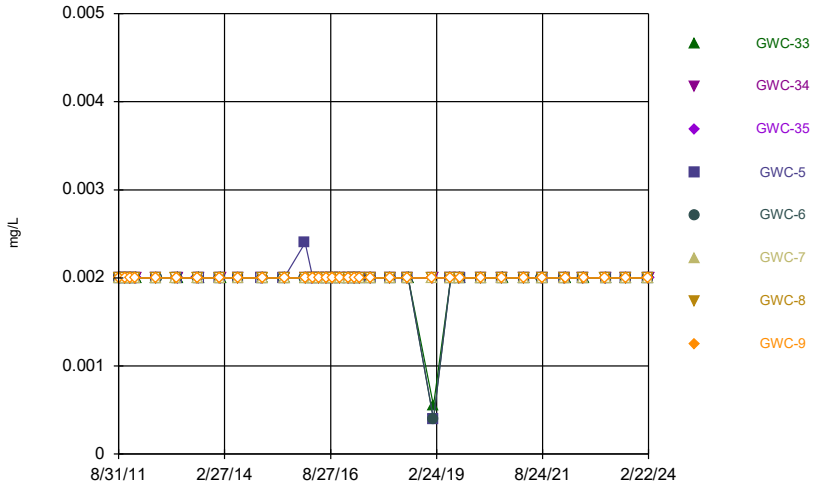

Constituent: Antimony Analysis Run 8/13/2024 11:17 AM
Plant Wansley Client: Southern Company Data: Wansley Landfill

Sanitas™ v.10.0.20 Software licensed to Groundwater Stats Consulting. UG
Hollow symbols indicate censored values.

Time Series

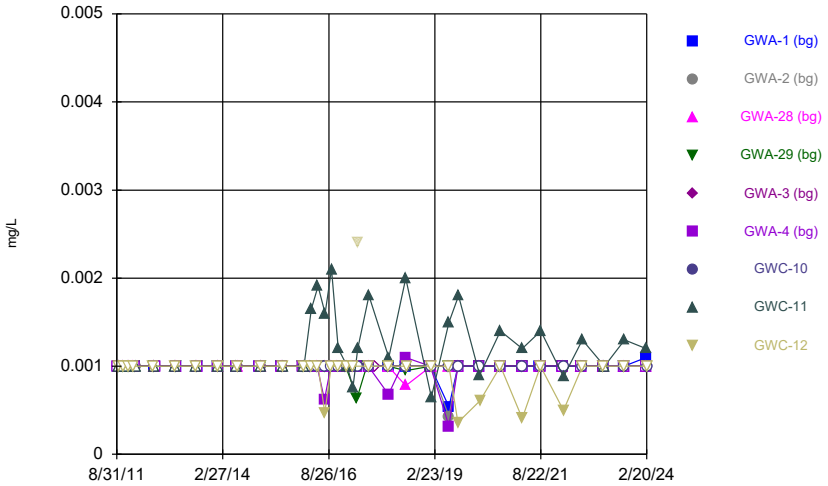

Constituent: Arsenic Analysis Run 8/13/2024 11:17 AM
Plant Wansley Client: Southern Company Data: Wansley Landfill

Sanitas™ v.10.0.20 Software licensed to Groundwater Stats Consulting. UG
Hollow symbols indicate censored values.

Time Series

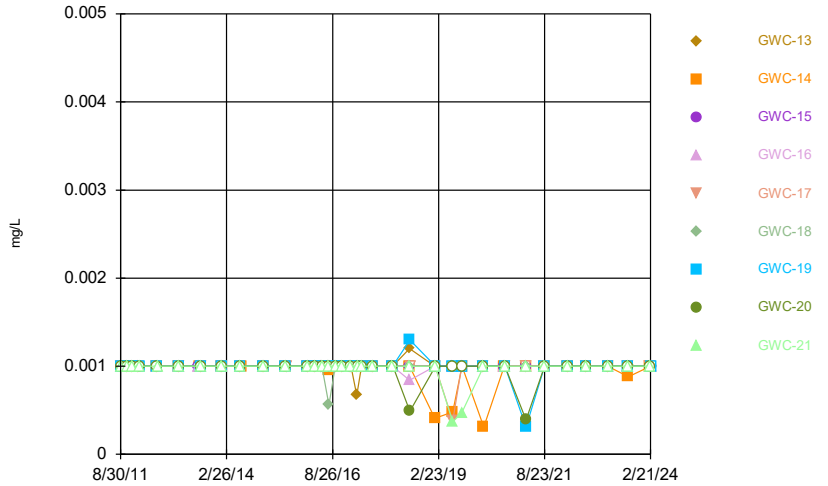

Constituent: Arsenic Analysis Run 8/13/2024 11:17 AM
Plant Wansley Client: Southern Company Data: Wansley Landfill

Sanitas™ v.10.0.20 Software licensed to Groundwater Stats Consulting. UG
Hollow symbols indicate censored values.

Time Series

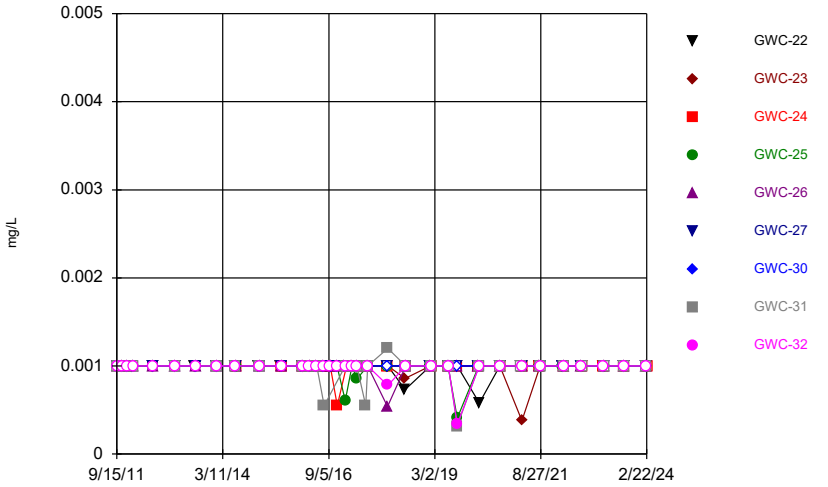

Constituent: Arsenic Analysis Run 8/13/2024 11:17 AM
Plant Wansley Client: Southern Company Data: Wansley Landfill

Sanitas™ v.10.0.20 Software licensed to Groundwater Stats Consulting. UG
Hollow symbols indicate censored values.

Time Series

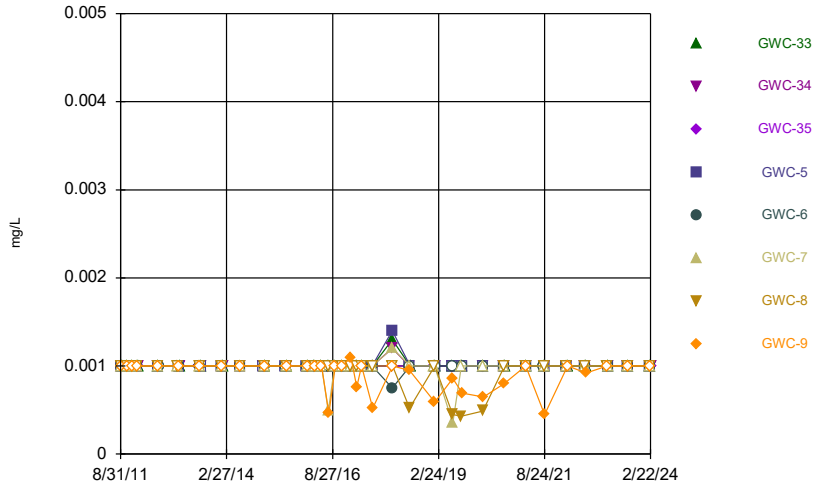

Constituent: Arsenic Analysis Run 8/13/2024 11:17 AM
Plant Wansley Client: Southern Company Data: Wansley Landfill

Sanitas™ v.10.0.20 Software licensed to Groundwater Stats Consulting. UG
Hollow symbols indicate censored values.

Time Series

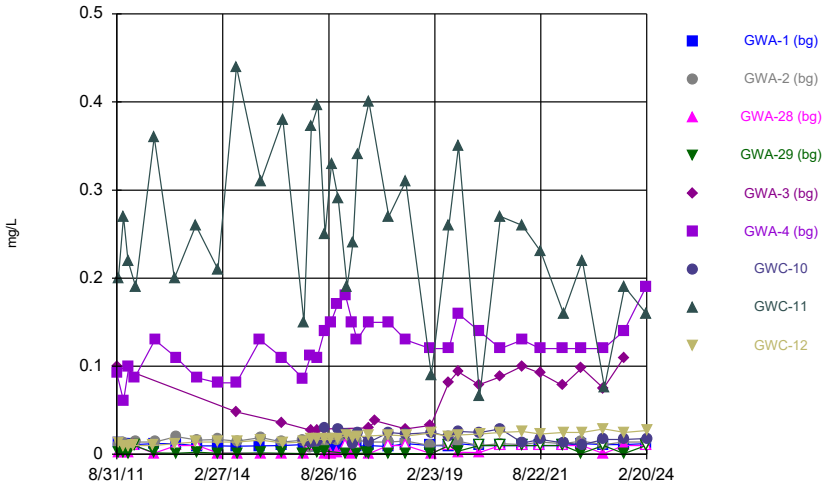

Constituent: Barium Analysis Run 8/13/2024 11:17 AM
Plant Wansley Client: Southern Company Data: Wansley Landfill

Sanitas™ v.10.0.20 Software licensed to Groundwater Stats Consulting. UG
Hollow symbols indicate censored values.

Time Series

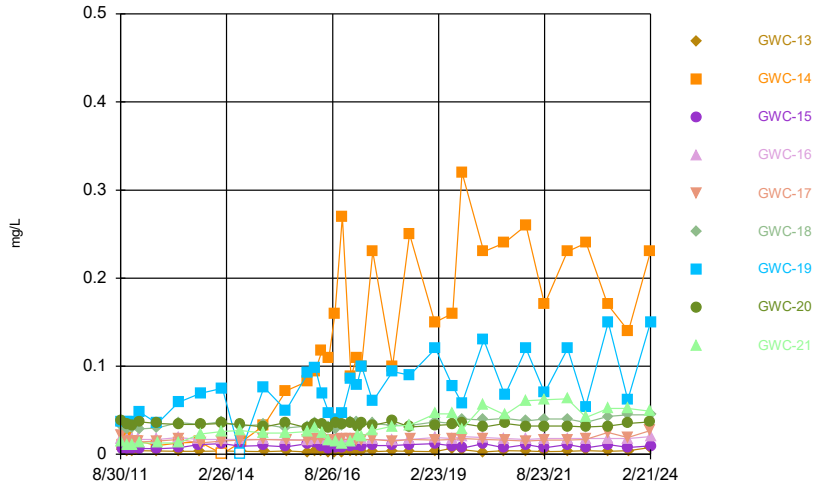

Constituent: Barium Analysis Run 8/13/2024 11:17 AM
Plant Wansley Client: Southern Company Data: Wansley Landfill

Sanitas™ v.10.0.20 Software licensed to Groundwater Stats Consulting. UG
Hollow symbols indicate censored values.

Time Series

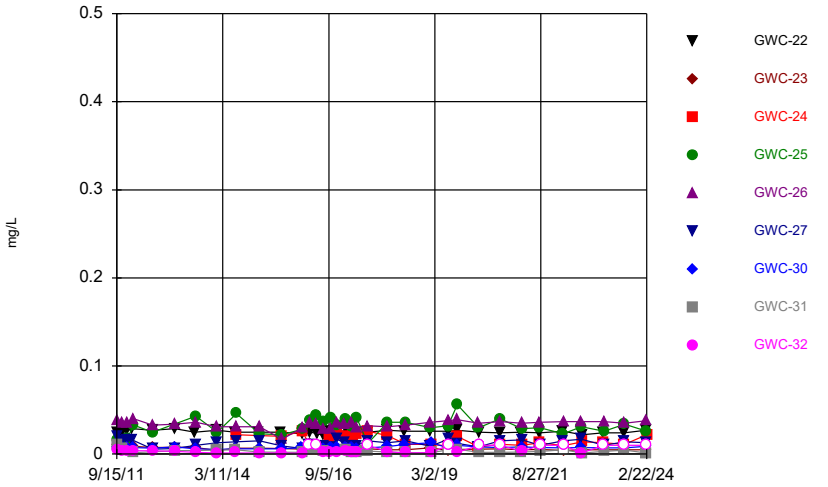

Constituent: Barium Analysis Run 8/13/2024 11:17 AM
Plant Wansley Client: Southern Company Data: Wansley Landfill

Sanitas™ v.10.0.20 Software licensed to Groundwater Stats Consulting. UG
Hollow symbols indicate censored values.

Time Series

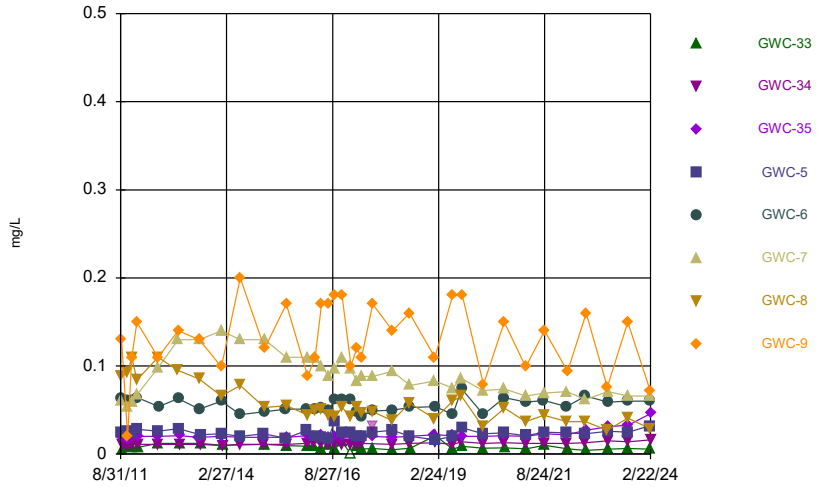

Constituent: Barium Analysis Run 8/13/2024 11:17 AM
Plant Wansley Client: Southern Company Data: Wansley Landfill

Sanitas™ v.10.0.20 Software licensed to Groundwater Stats Consulting. UG
Hollow symbols indicate censored values.

Time Series

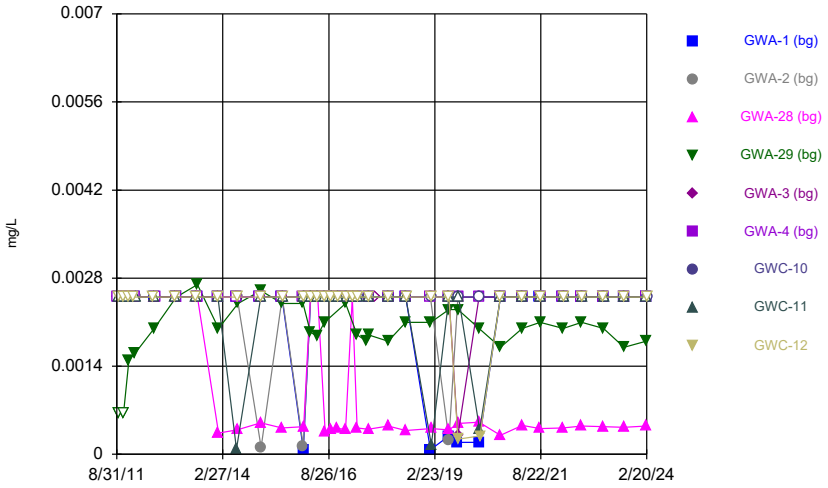

Constituent: Beryllium Analysis Run 8/13/2024 11:17 AM
Plant Wansley Client: Southern Company Data: Wansley Landfill

Sanitas™ v.10.0.20 Software licensed to Groundwater Stats Consulting. UG
Hollow symbols indicate censored values.

Time Series

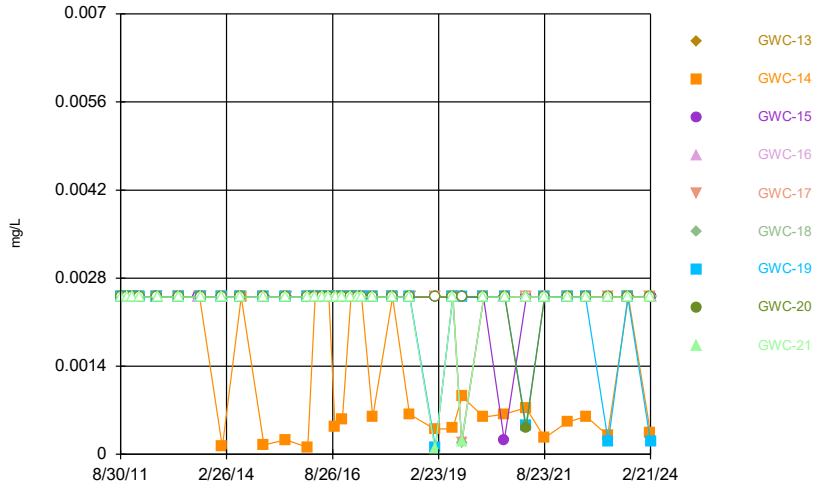

Constituent: Beryllium Analysis Run 8/13/2024 11:17 AM
Plant Wansley Client: Southern Company Data: Wansley Landfill

Sanitas™ v.10.0.20 Software licensed to Groundwater Stats Consulting. UG
Hollow symbols indicate censored values.

Time Series

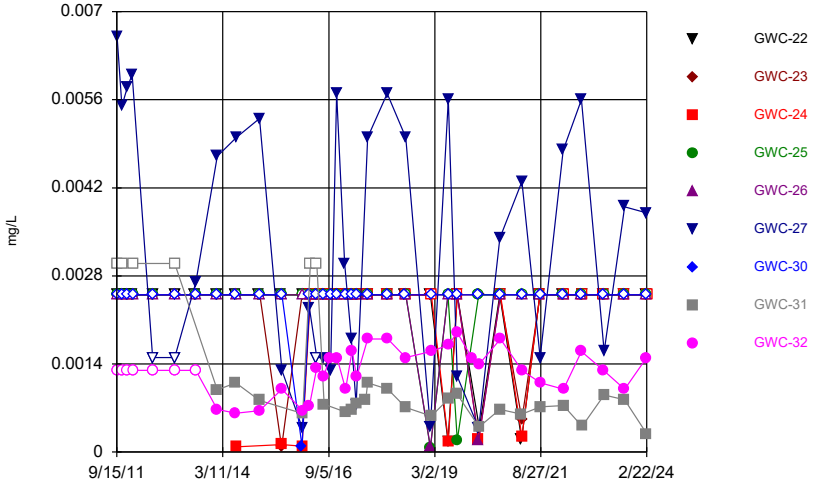

Constituent: Beryllium Analysis Run 8/13/2024 11:17 AM
Plant Wansley Client: Southern Company Data: Wansley Landfill

Sanitas™ v.10.0.20 Software licensed to Groundwater Stats Consulting. UG
Hollow symbols indicate censored values.

Time Series

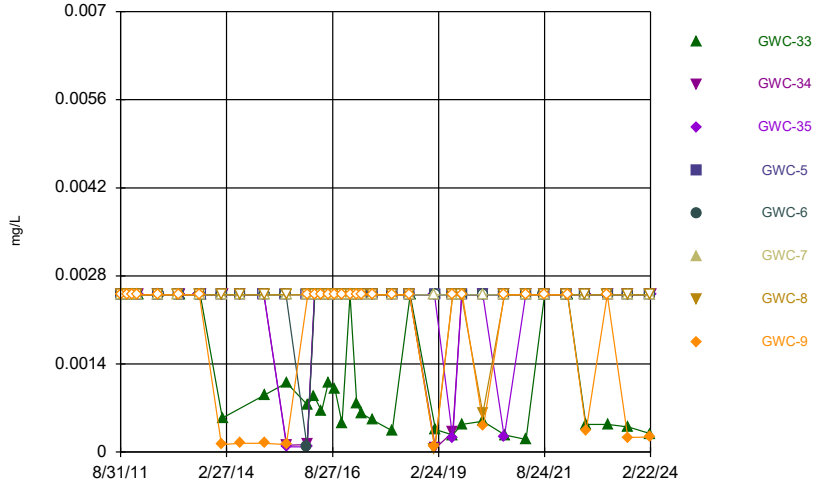

Constituent: Beryllium Analysis Run 8/13/2024 11:17 AM
Plant Wansley Client: Southern Company Data: Wansley Landfill

Sanitas™ v.10.0.20 Software licensed to Groundwater Stats Consulting. UG
Hollow symbols indicate censored values.

Time Series

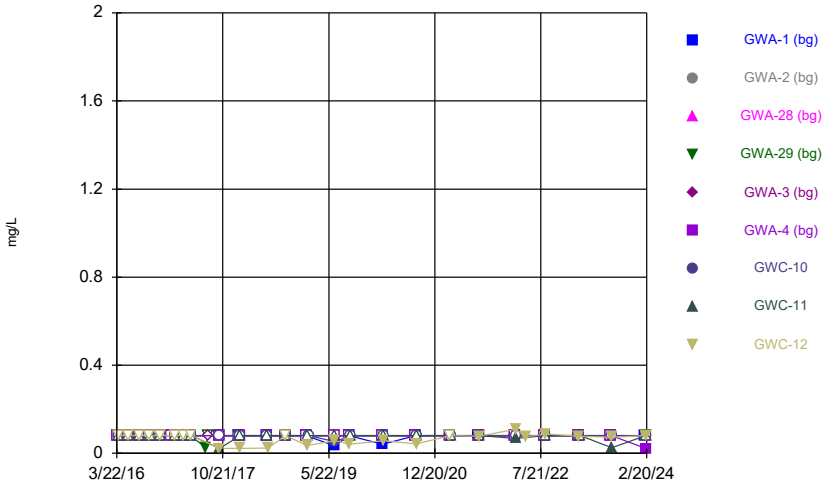

Constituent: Boron Analysis Run 8/13/2024 11:17 AM
Plant Wansley Client: Southern Company Data: Wansley Landfill

Sanitas™ v.10.0.20 Software licensed to Groundwater Stats Consulting. UG
Hollow symbols indicate censored values.

Time Series

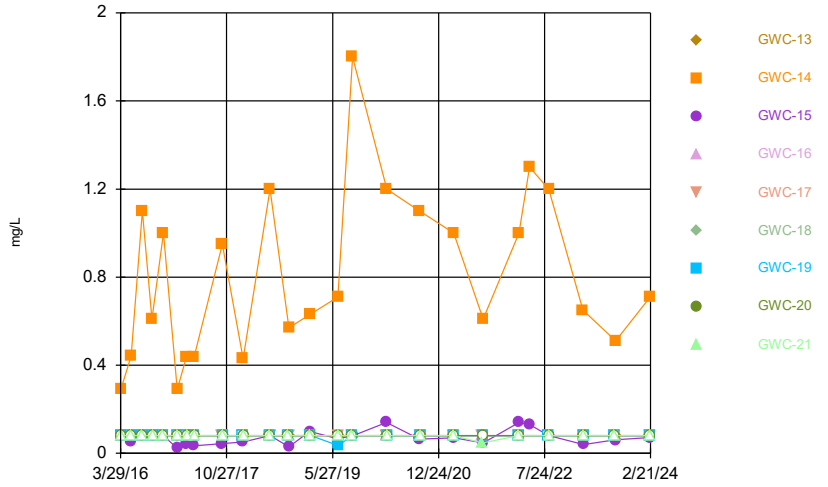

Constituent: Boron Analysis Run 8/13/2024 11:17 AM
Plant Wansley Client: Southern Company Data: Wansley Landfill

Sanitas™ v.10.0.20 Software licensed to Groundwater Stats Consulting. UG
Hollow symbols indicate censored values.

Time Series

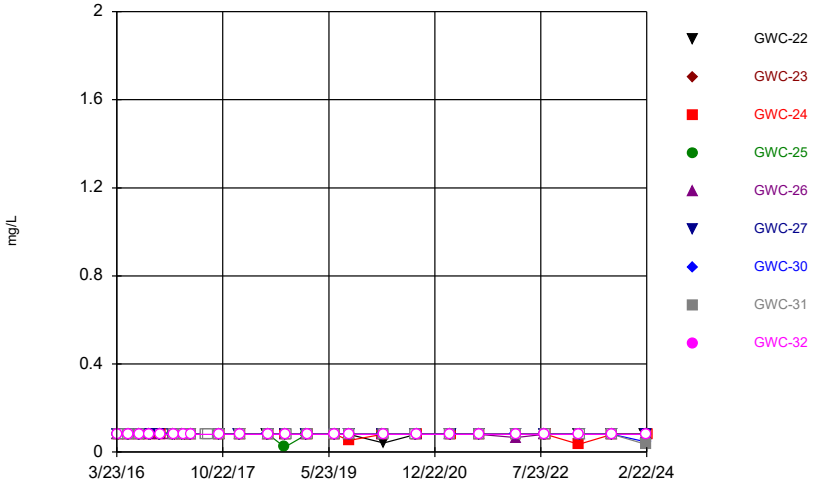

Constituent: Boron Analysis Run 8/13/2024 11:17 AM
Plant Wansley Client: Southern Company Data: Wansley Landfill

Sanitas™ v.10.0.20 Software licensed to Groundwater Stats Consulting. UG
Hollow symbols indicate censored values.

Time Series

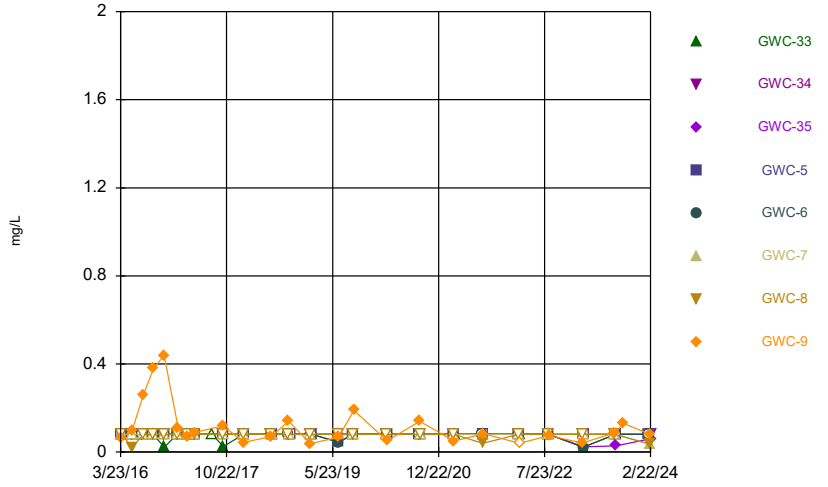

Constituent: Boron Analysis Run 8/13/2024 11:17 AM
Plant Wansley Client: Southern Company Data: Wansley Landfill

Sanitas™ v.10.0.20 Software licensed to Groundwater Stats Consulting. UG
Hollow symbols indicate censored values.

Time Series

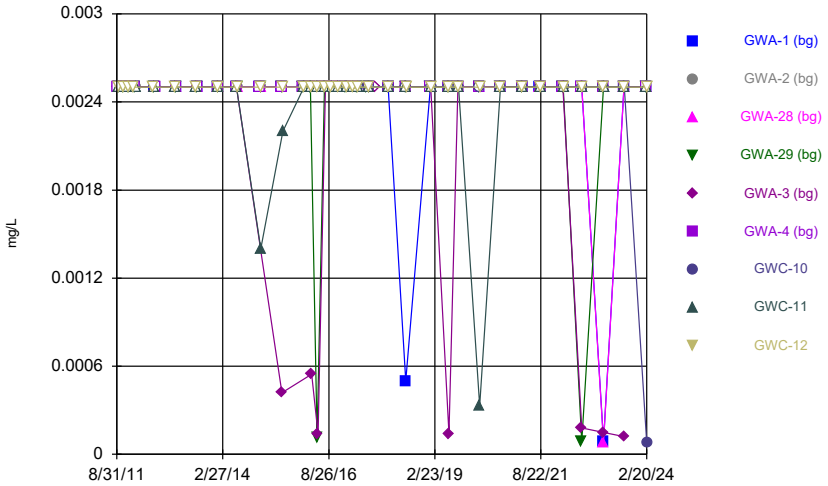

Constituent: Cadmium Analysis Run 8/13/2024 11:17 AM
Plant Wansley Client: Southern Company Data: Wansley Landfill

Sanitas™ v.10.0.20 Software licensed to Groundwater Stats Consulting. UG
Hollow symbols indicate censored values.

Time Series

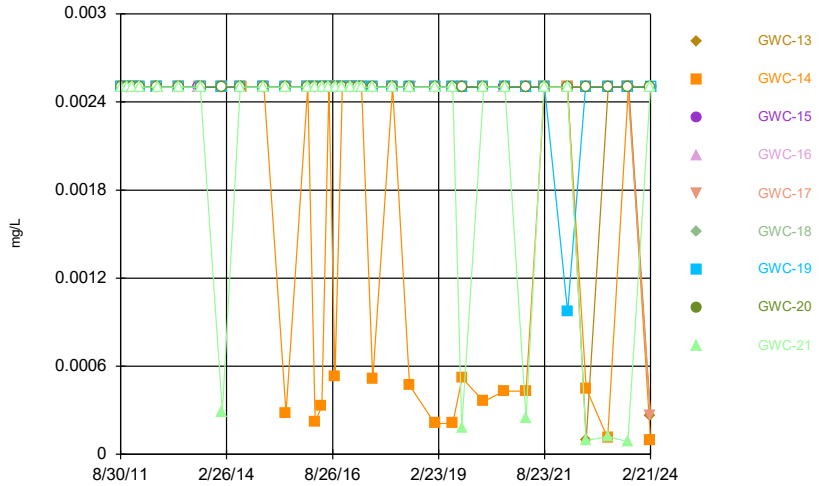

Constituent: Cadmium Analysis Run 8/13/2024 11:17 AM
Plant Wansley Client: Southern Company Data: Wansley Landfill

Sanitas™ v.10.0.20 Software licensed to Groundwater Stats Consulting. UG
Hollow symbols indicate censored values.

Time Series

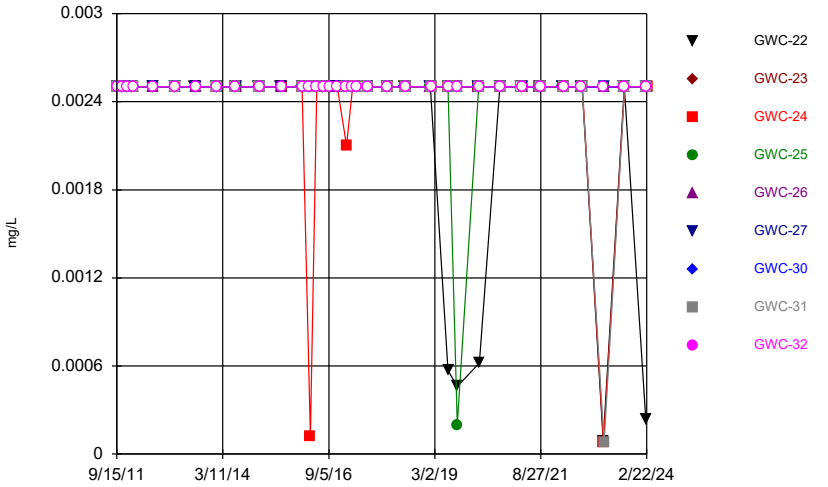

Constituent: Cadmium Analysis Run 8/13/2024 11:17 AM
Plant Wansley Client: Southern Company Data: Wansley Landfill

Sanitas™ v.10.0.20 Software licensed to Groundwater Stats Consulting. UG
Hollow symbols indicate censored values.

Time Series

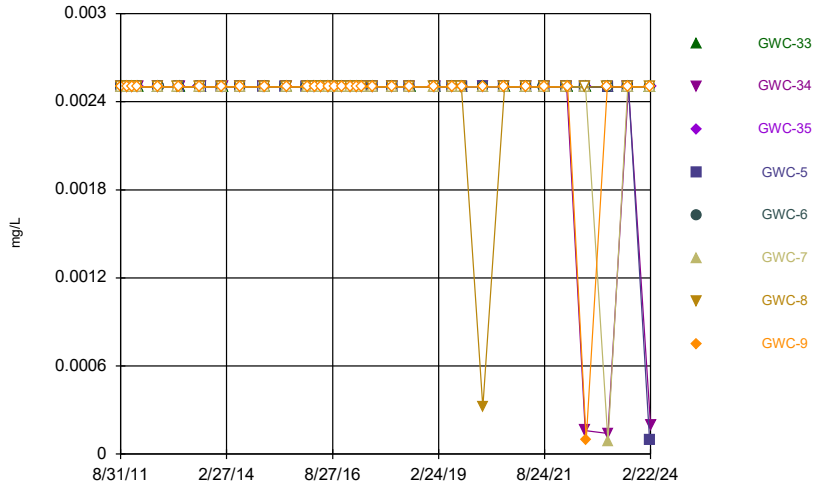

Constituent: Cadmium Analysis Run 8/13/2024 11:17 AM
Plant Wansley Client: Southern Company Data: Wansley Landfill

Sanitas™ v.10.0.20 Software licensed to Groundwater Stats Consulting. UG
Hollow symbols indicate censored values.

Time Series

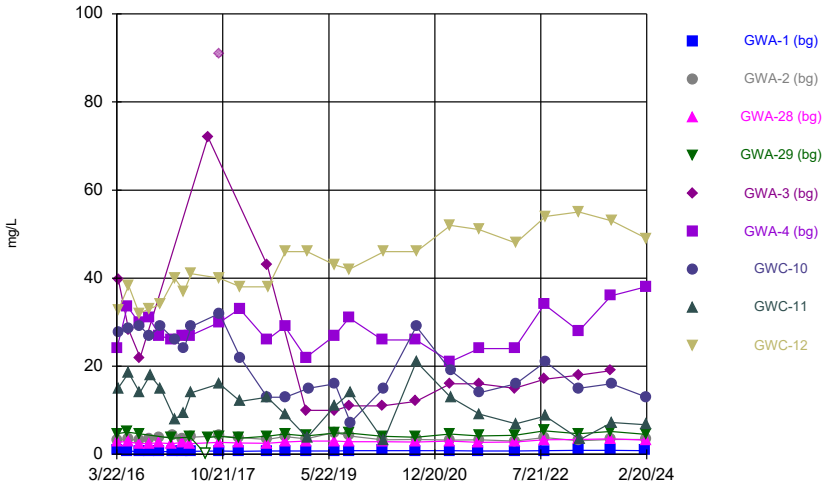

Constituent: Calcium Analysis Run 8/13/2024 11:17 AM
Plant Wansley Client: Southern Company Data: Wansley Landfill

Sanitas™ v.10.0.20 Software licensed to Groundwater Stats Consulting. UG

Time Series

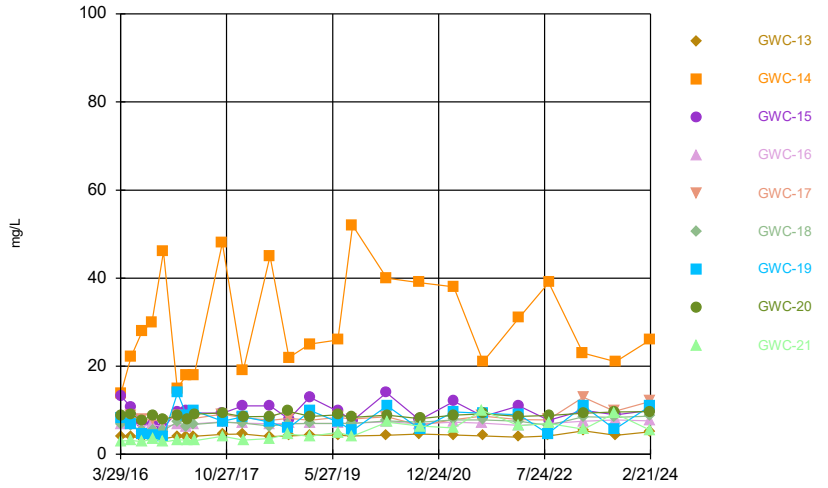

Constituent: Calcium Analysis Run 8/13/2024 11:17 AM
Plant Wansley Client: Southern Company Data: Wansley Landfill

Sanitas™ v.10.0.20 Software licensed to Groundwater Stats Consulting. UG

Time Series

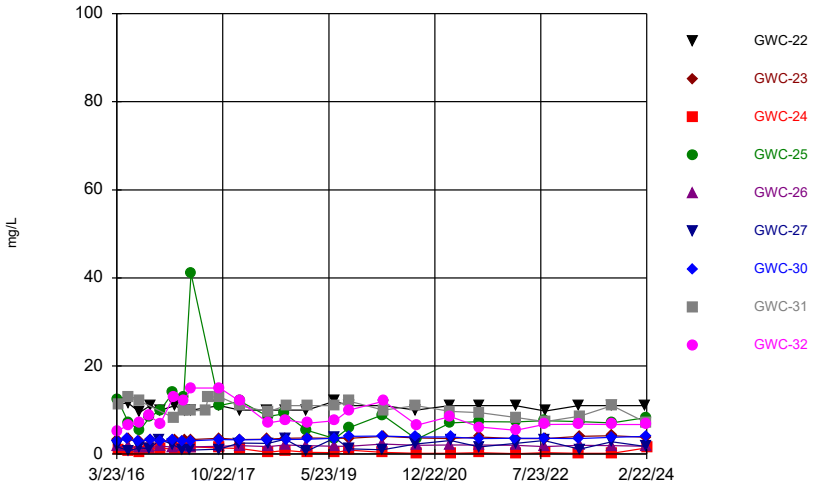

Constituent: Calcium Analysis Run 8/13/2024 11:17 AM
Plant Wansley Client: Southern Company Data: Wansley Landfill

Sanitas™ v.10.0.20 Software licensed to Groundwater Stats Consulting. UG
Hollow symbols indicate censored values.

Time Series

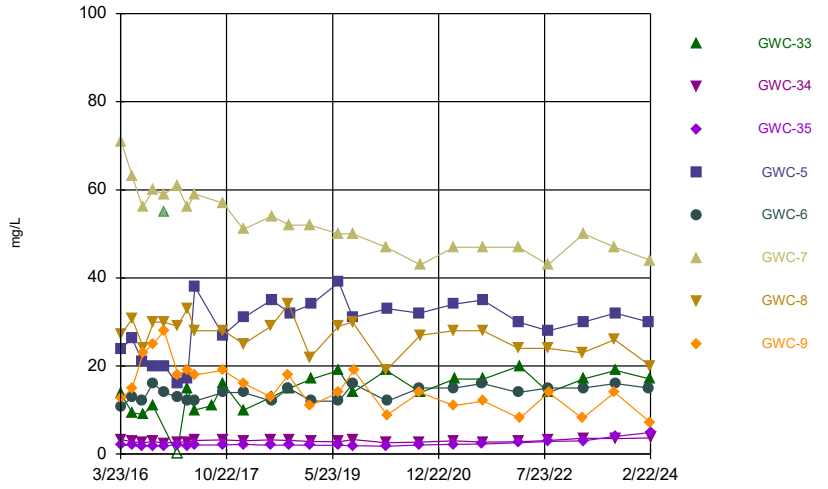

Constituent: Calcium Analysis Run 8/13/2024 11:17 AM
Plant Wansley Client: Southern Company Data: Wansley Landfill

Sanitas™ v.10.0.20 Software licensed to Groundwater Stats Consulting. UG
Hollow symbols indicate censored values.

Time Series

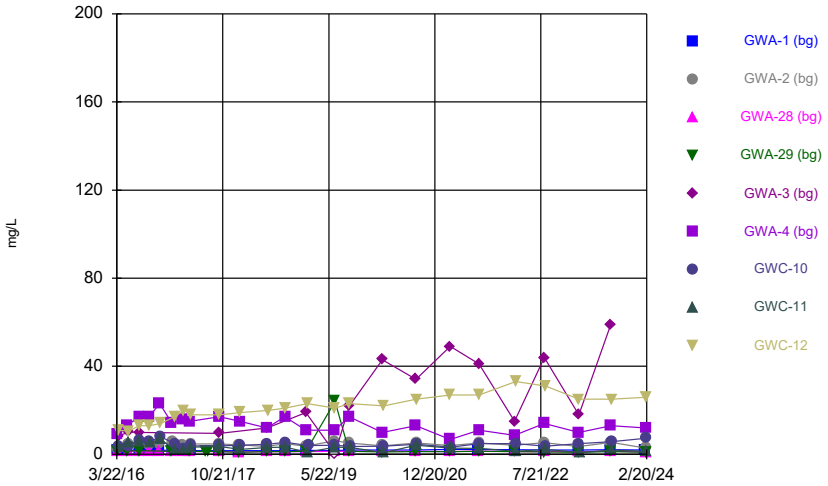

Constituent: Chloride Analysis Run 8/13/2024 11:17 AM
Plant Wansley Client: Southern Company Data: Wansley Landfill

Sanitas™ v.10.0.20 Software licensed to Groundwater Stats Consulting. UG
Hollow symbols indicate censored values.

Time Series

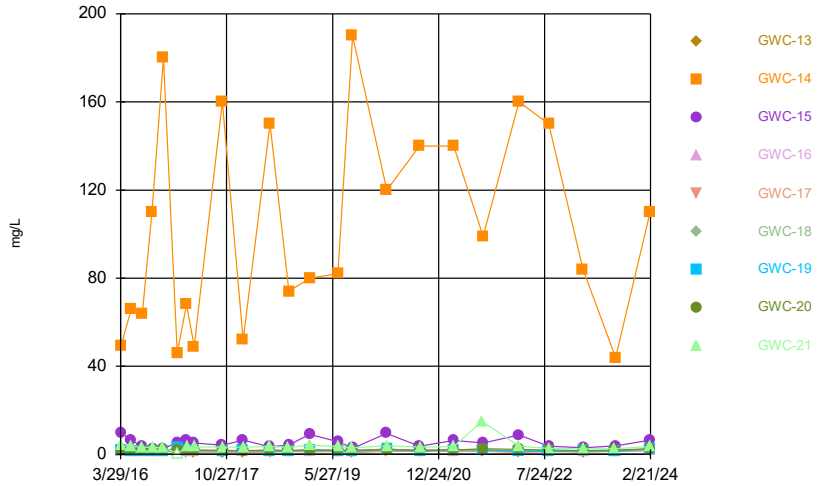

Constituent: Chloride Analysis Run 8/13/2024 11:17 AM
Plant Wansley Client: Southern Company Data: Wansley Landfill

Sanitas™ v.10.0.20 Software licensed to Groundwater Stats Consulting. UG
Hollow symbols indicate censored values.

Time Series

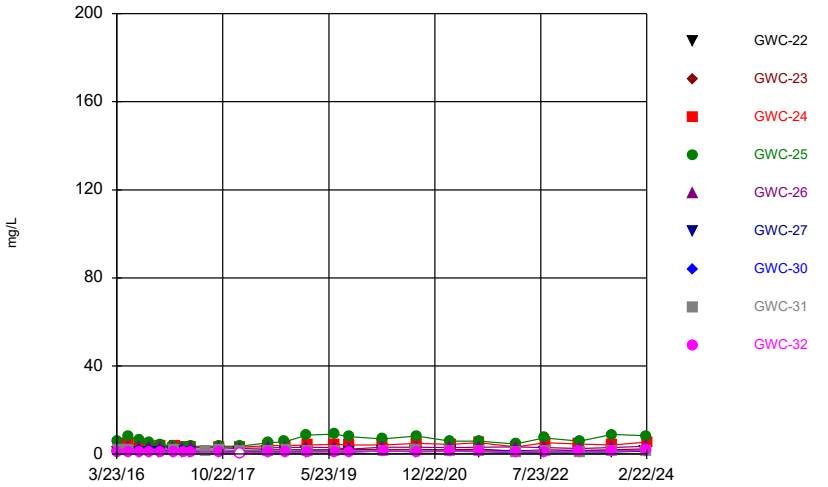

Constituent: Chloride Analysis Run 8/13/2024 11:17 AM
Plant Wansley Client: Southern Company Data: Wansley Landfill

Sanitas™ v.10.0.20 Software licensed to Groundwater Stats Consulting. UG

Time Series

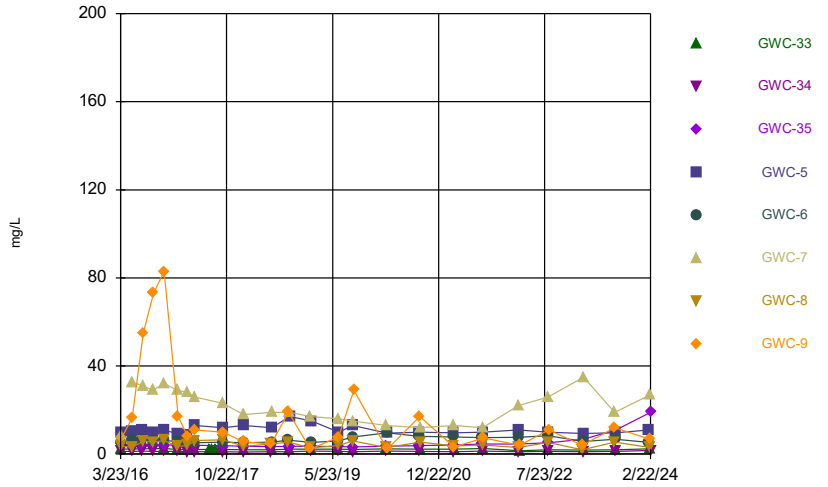

Constituent: Chloride Analysis Run 8/13/2024 11:17 AM
Plant Wansley Client: Southern Company Data: Wansley Landfill

Sanitas™ v.10.0.20 Software licensed to Groundwater Stats Consulting. UG
Hollow symbols indicate censored values.

Time Series

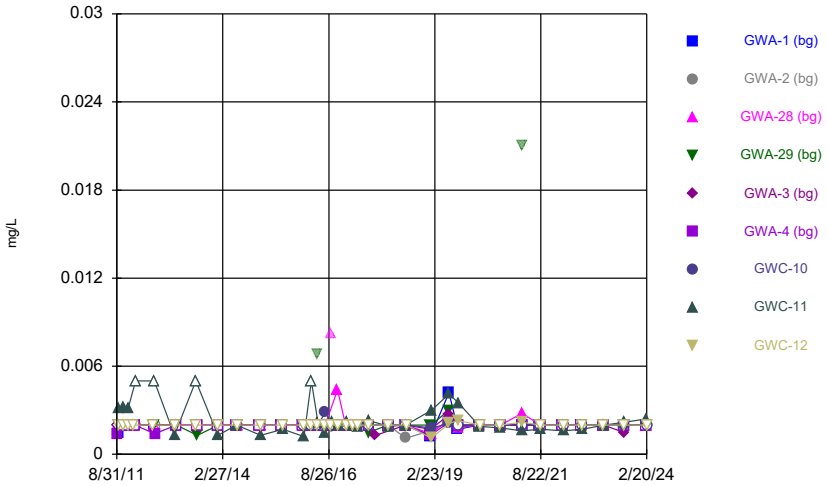

Constituent: Chromium Analysis Run 8/13/2024 11:17 AM
Plant Wansley Client: Southern Company Data: Wansley Landfill

Sanitas™ v.10.0.20 Software licensed to Groundwater Stats Consulting. UG
Hollow symbols indicate censored values.

Time Series

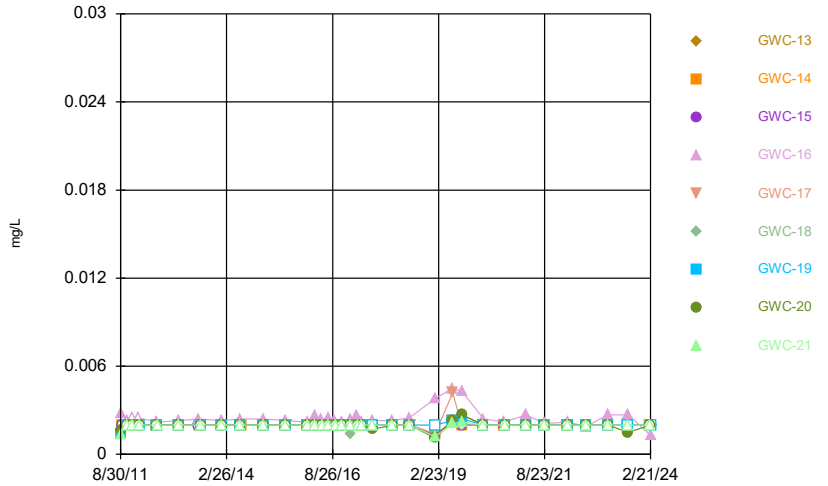

Constituent: Chromium Analysis Run 8/13/2024 11:17 AM
Plant Wansley Client: Southern Company Data: Wansley Landfill

Sanitas™ v.10.0.20 Software licensed to Groundwater Stats Consulting. UG
Hollow symbols indicate censored values.

Time Series

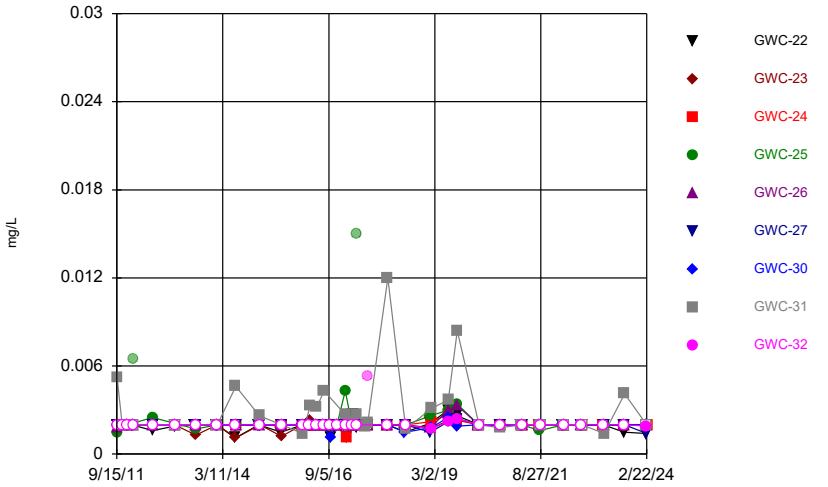

Constituent: Chromium Analysis Run 8/13/2024 11:17 AM
Plant Wansley Client: Southern Company Data: Wansley Landfill

Sanitas™ v.10.0.20 Software licensed to Groundwater Stats Consulting. UG
Hollow symbols indicate censored values.

Time Series

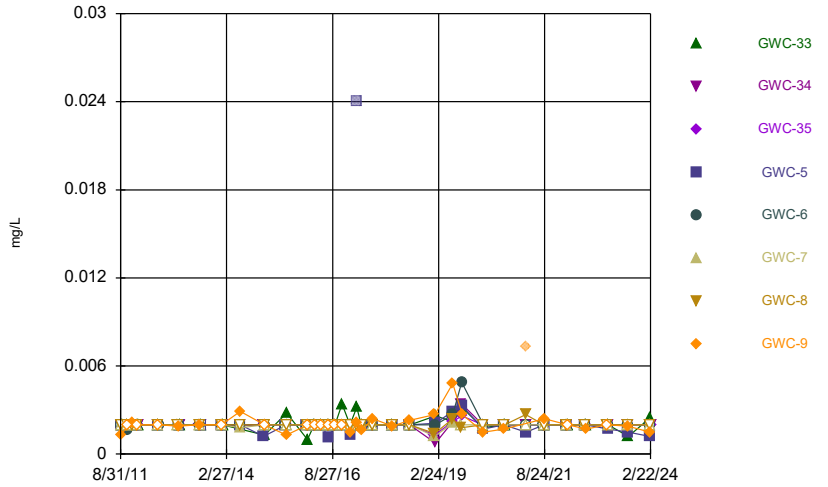

Constituent: Chromium Analysis Run 8/13/2024 11:17 AM
Plant Wansley Client: Southern Company Data: Wansley Landfill

Sanitas™ v.10.0.20 Software licensed to Groundwater Stats Consulting. UG
Hollow symbols indicate censored values.

Time Series

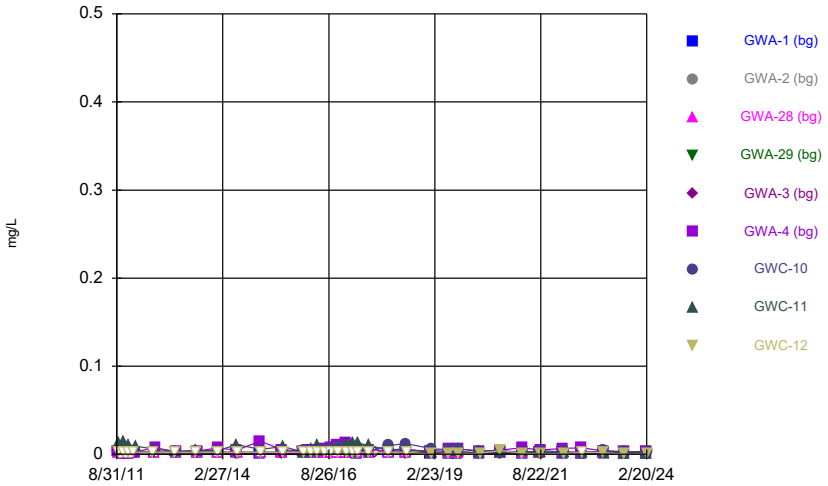

Constituent: Cobalt Analysis Run 8/13/2024 11:17 AM
Plant Wansley Client: Southern Company Data: Wansley Landfill

Sanitas™ v.10.0.20 Software licensed to Groundwater Stats Consulting. UG
Hollow symbols indicate censored values.

Time Series

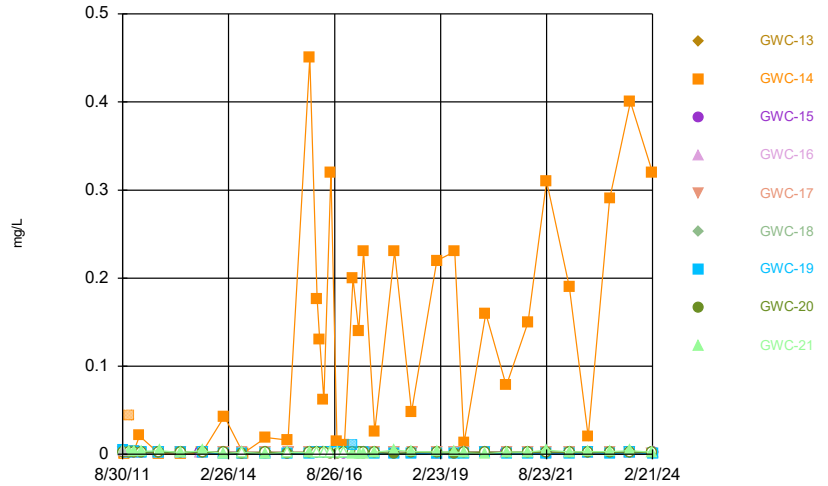

Constituent: Cobalt Analysis Run 8/13/2024 11:17 AM
Plant Wansley Client: Southern Company Data: Wansley Landfill

Sanitas™ v.10.0.20 Software licensed to Groundwater Stats Consulting. UG
Hollow symbols indicate censored values.

Time Series

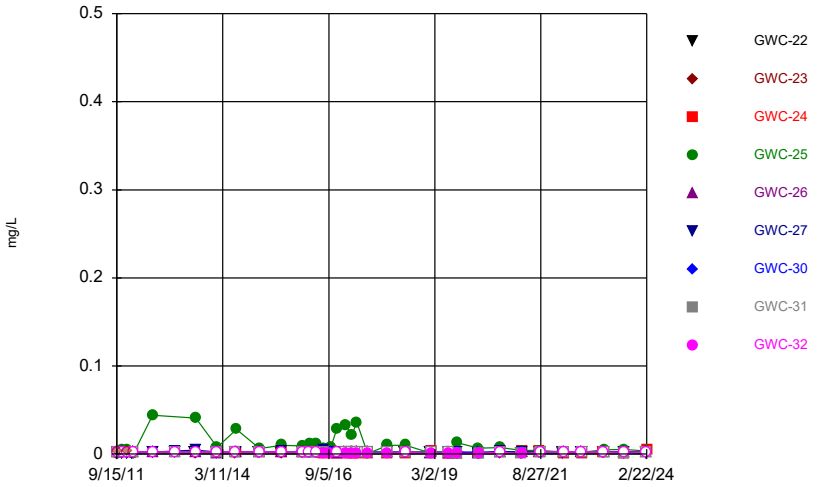

Constituent: Cobalt Analysis Run 8/13/2024 11:17 AM
Plant Wansley Client: Southern Company Data: Wansley Landfill

Sanitas™ v.10.0.20 Software licensed to Groundwater Stats Consulting. UG
Hollow symbols indicate censored values.

Time Series

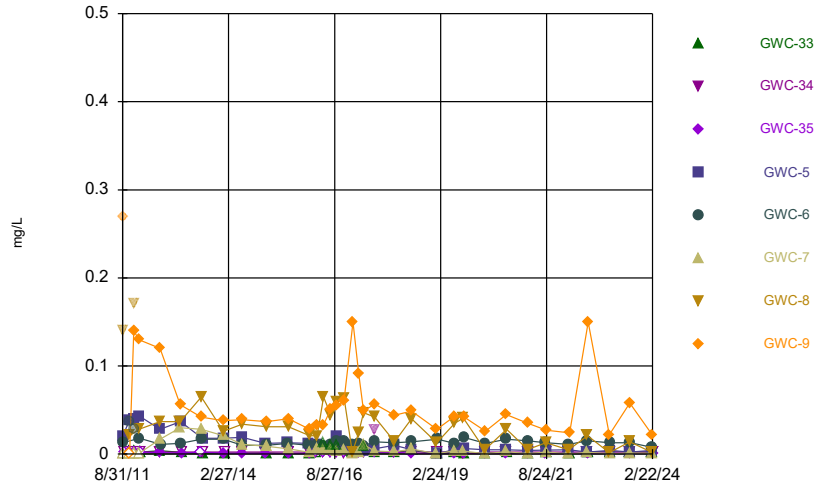

Constituent: Cobalt Analysis Run 8/13/2024 11:17 AM
Plant Wansley Client: Southern Company Data: Wansley Landfill

Sanitas™ v.10.0.20 Software licensed to Groundwater Stats Consulting. UG
Hollow symbols indicate censored values.

Time Series

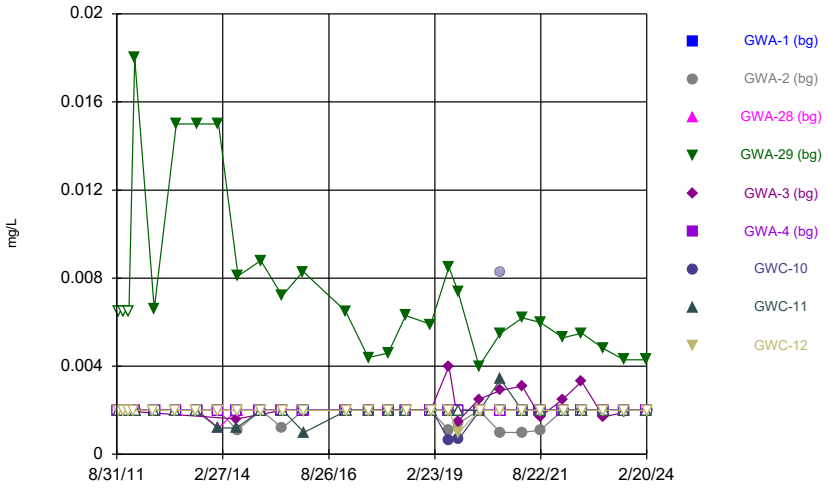

Constituent: Copper Analysis Run 8/13/2024 11:18 AM
Plant Wansley Client: Southern Company Data: Wansley Landfill

Sanitas™ v.10.0.20 Software licensed to Groundwater Stats Consulting. UG
Hollow symbols indicate censored values.

Time Series

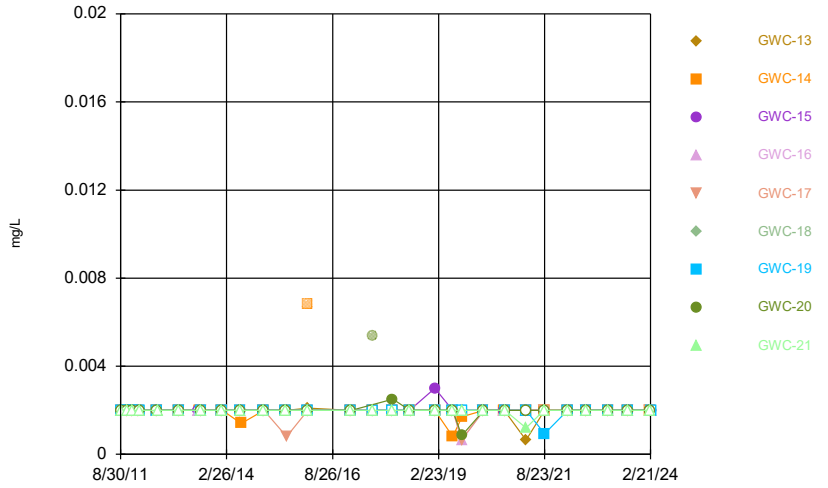

Constituent: Copper Analysis Run 8/13/2024 11:18 AM
Plant Wansley Client: Southern Company Data: Wansley Landfill

Sanitas™ v.10.0.20 Software licensed to Groundwater Stats Consulting. UG
Hollow symbols indicate censored values.

Time Series

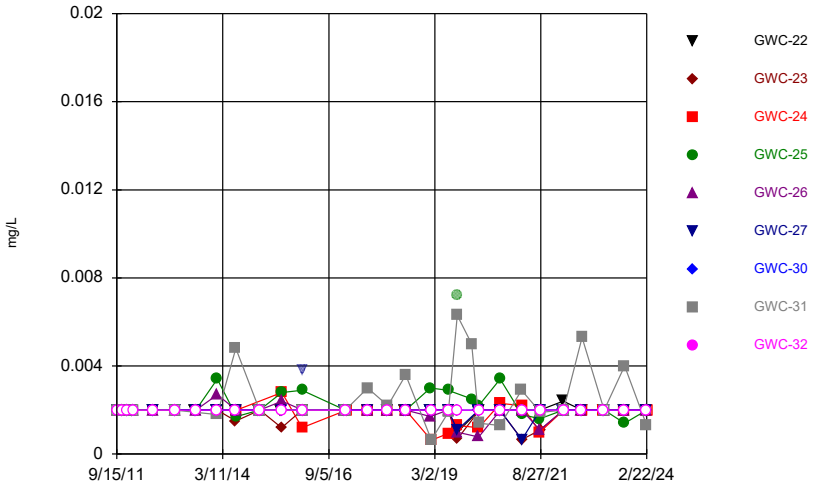

Constituent: Copper Analysis Run 8/13/2024 11:18 AM
Plant Wansley Client: Southern Company Data: Wansley Landfill

Sanitas™ v.10.0.20 Software licensed to Groundwater Stats Consulting. UG
Hollow symbols indicate censored values.

Time Series

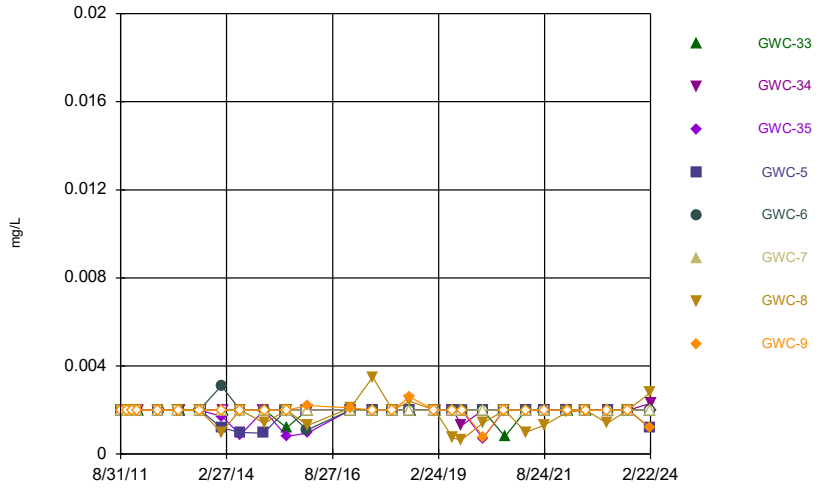

Constituent: Copper Analysis Run 8/13/2024 11:18 AM
Plant Wansley Client: Southern Company Data: Wansley Landfill

Sanitas™ v.10.0.20 Software licensed to Groundwater Stats Consulting. UG
Hollow symbols indicate censored values.

Time Series

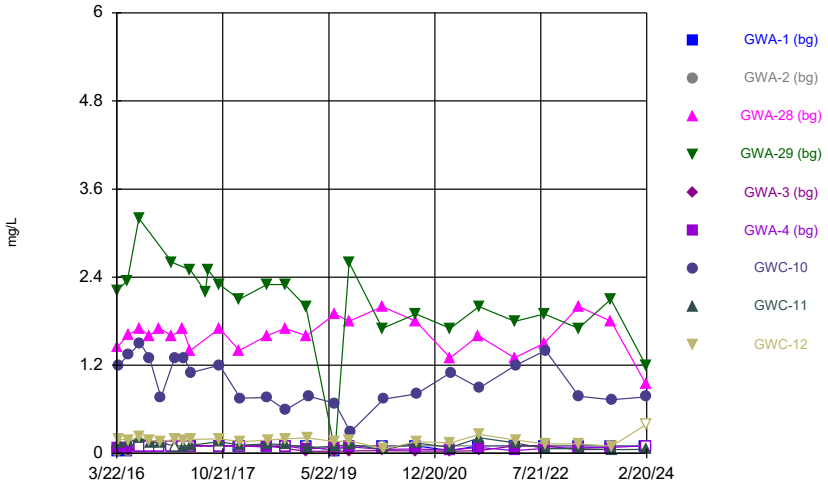

Constituent: Fluoride Analysis Run 8/13/2024 11:18 AM
Plant Wansley Client: Southern Company Data: Wansley Landfill

Sanitas™ v.10.0.20 Software licensed to Groundwater Stats Consulting. UG
Hollow symbols indicate censored values.

Time Series

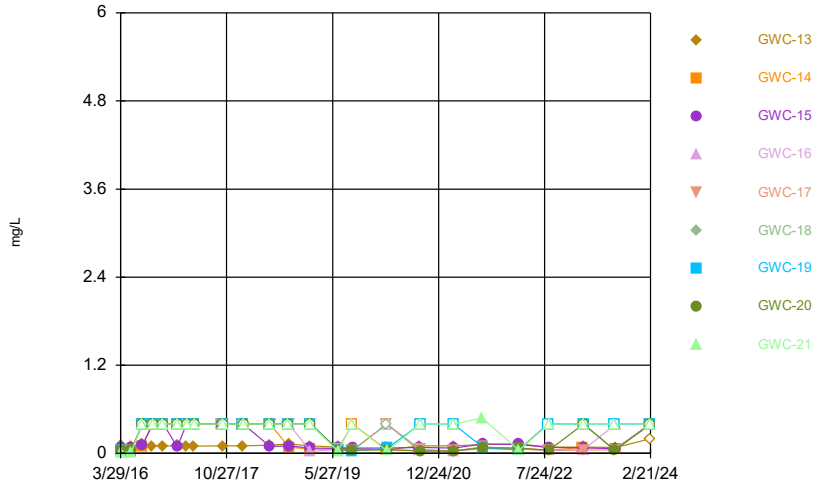

Constituent: Fluoride Analysis Run 8/13/2024 11:18 AM
Plant Wansley Client: Southern Company Data: Wansley Landfill

Sanitas™ v.10.0.20 Software licensed to Groundwater Stats Consulting. UG
Hollow symbols indicate censored values.

Time Series

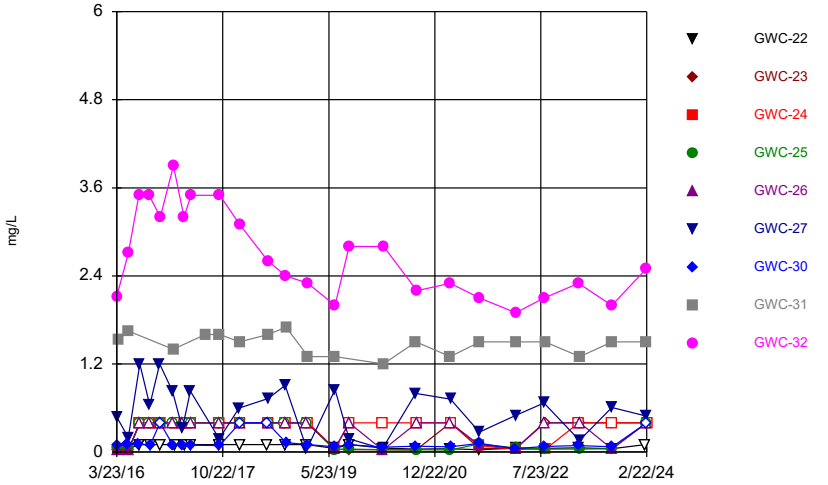

Constituent: Fluoride Analysis Run 8/13/2024 11:18 AM
Plant Wansley Client: Southern Company Data: Wansley Landfill

Sanitas™ v.10.0.20 Software licensed to Groundwater Stats Consulting. UG
Hollow symbols indicate censored values.

Time Series

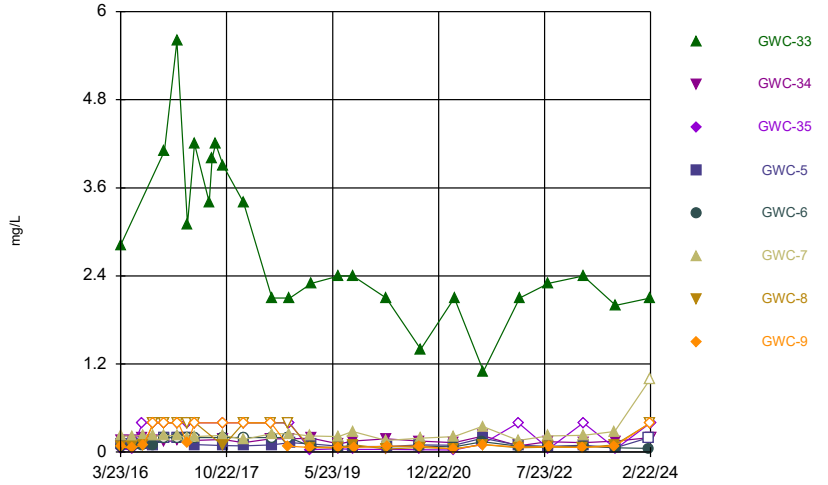

Constituent: Fluoride Analysis Run 8/13/2024 11:18 AM
Plant Wansley Client: Southern Company Data: Wansley Landfill

Sanitas™ v.10.0.20 Software licensed to Groundwater Stats Consulting. UG
Hollow symbols indicate censored values.

Time Series

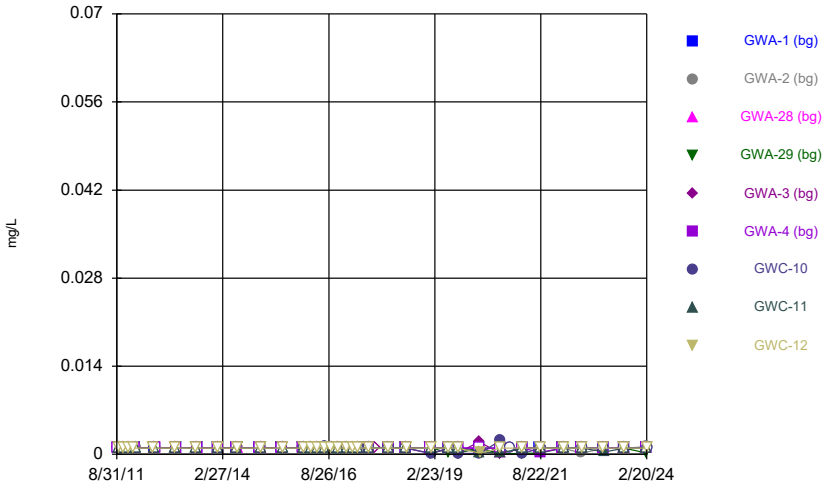

Constituent: Lead Analysis Run 8/13/2024 11:18 AM
Plant Wansley Client: Southern Company Data: Wansley Landfill

Sanitas™ v.10.0.20 Software licensed to Groundwater Stats Consulting. UG
Hollow symbols indicate censored values.

Time Series

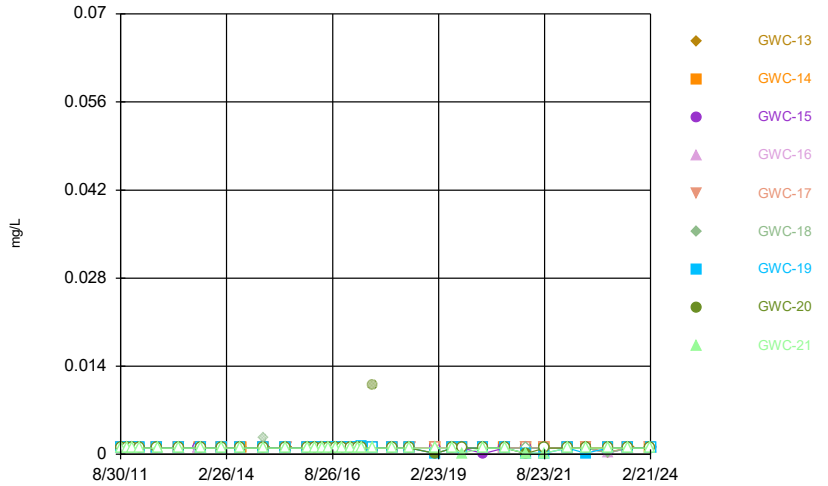

Constituent: Lead Analysis Run 8/13/2024 11:18 AM
Plant Wansley Client: Southern Company Data: Wansley Landfill

Sanitas™ v.10.0.20 Software licensed to Groundwater Stats Consulting. UG
Hollow symbols indicate censored values.

Time Series

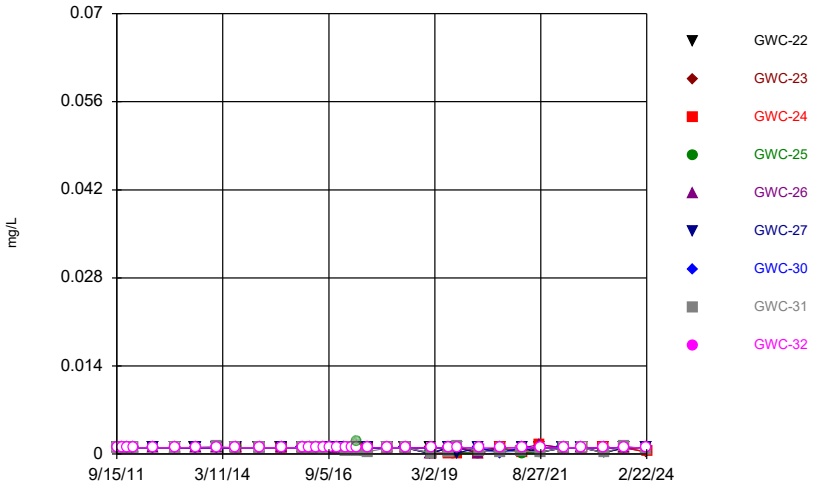

Constituent: Lead Analysis Run 8/13/2024 11:18 AM
Plant Wansley Client: Southern Company Data: Wansley Landfill

Sanitas™ v.10.0.20 Software licensed to Groundwater Stats Consulting. UG
Hollow symbols indicate censored values.

Time Series

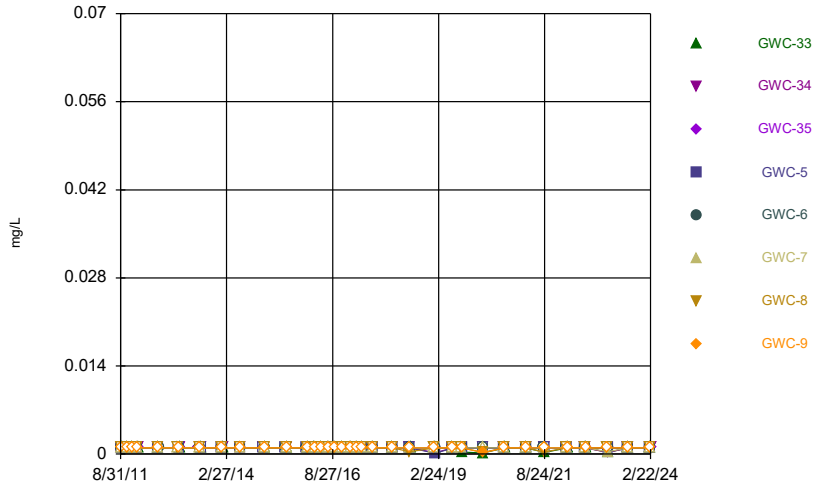

Constituent: Lead Analysis Run 8/13/2024 11:18 AM
Plant Wansley Client: Southern Company Data: Wansley Landfill

Sanitas™ v.10.0.20 Software licensed to Groundwater Stats Consulting. UG
Hollow symbols indicate censored values.

Time Series

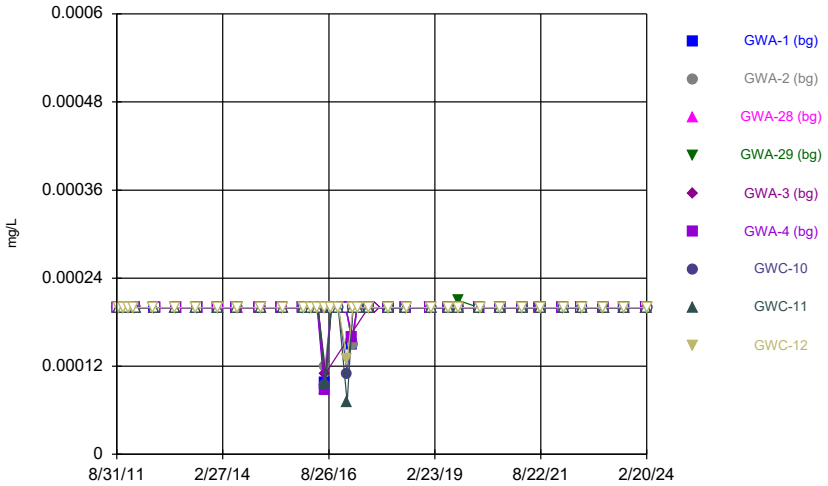

Constituent: Mercury Analysis Run 8/13/2024 11:18 AM
Plant Wansley Client: Southern Company Data: Wansley Landfill

Sanitas™ v.10.0.20 Software licensed to Groundwater Stats Consulting. UG
Hollow symbols indicate censored values.

Time Series

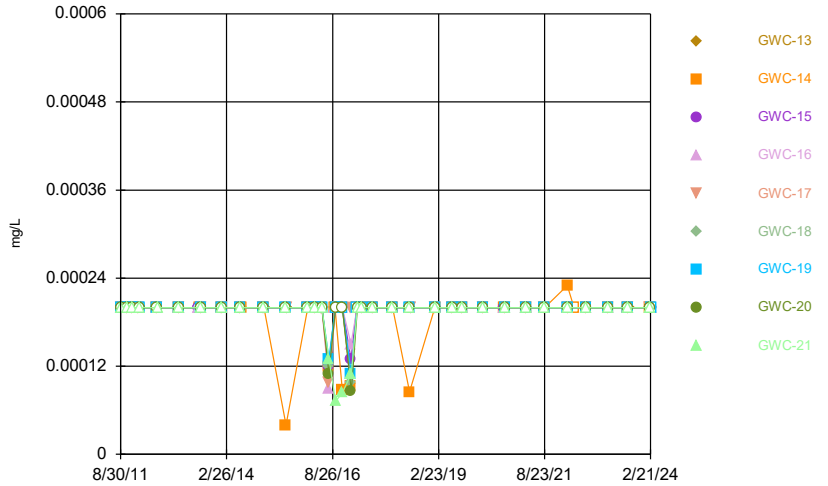

Constituent: Mercury Analysis Run 8/13/2024 11:18 AM
Plant Wansley Client: Southern Company Data: Wansley Landfill

Sanitas™ v.10.0.20 Software licensed to Groundwater Stats Consulting. UG
Hollow symbols indicate censored values.

Time Series

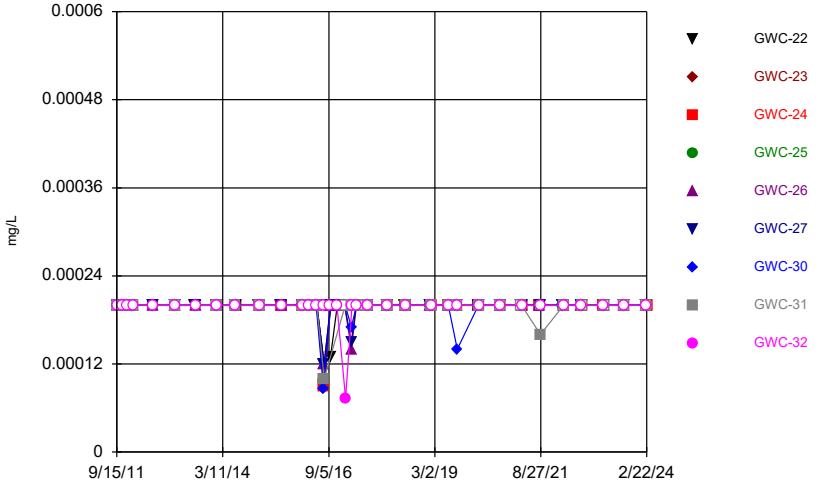

Constituent: Mercury Analysis Run 8/13/2024 11:18 AM
Plant Wansley Client: Southern Company Data: Wansley Landfill

Sanitas™ v.10.0.20 Software licensed to Groundwater Stats Consulting. UG
Hollow symbols indicate censored values.

Time Series

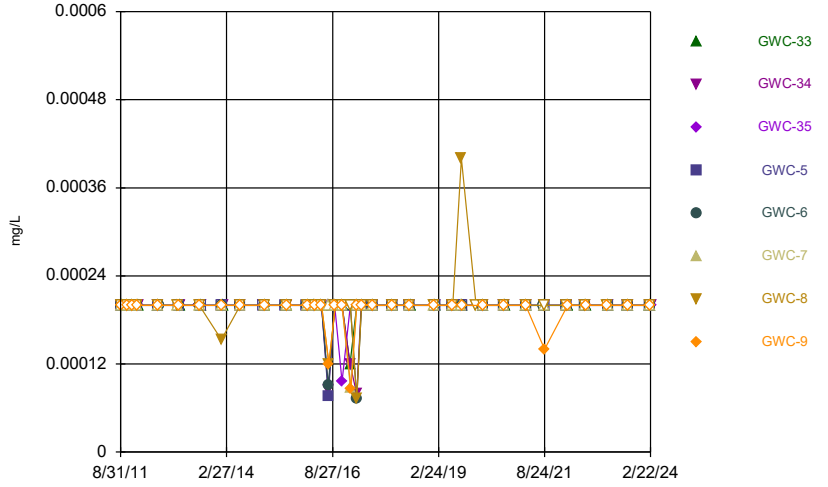

Constituent: Mercury Analysis Run 8/13/2024 11:18 AM
Plant Wansley Client: Southern Company Data: Wansley Landfill

Sanitas™ v.10.0.20 Software licensed to Groundwater Stats Consulting. UG
Hollow symbols indicate censored values.

Time Series

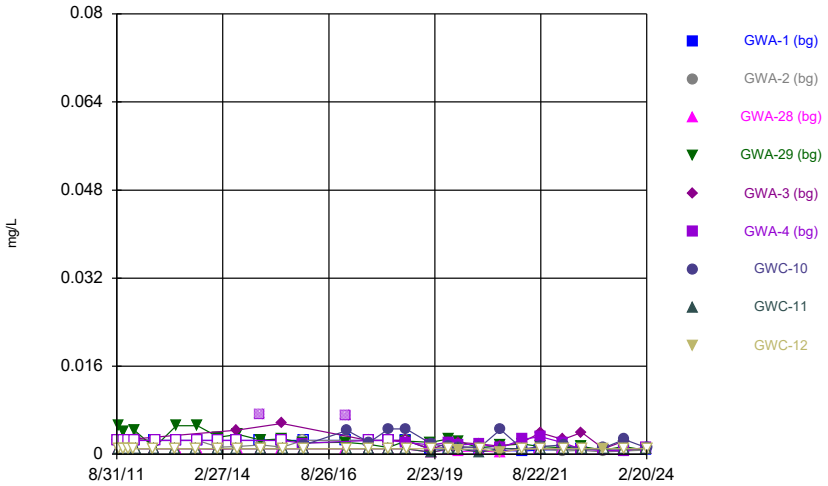

Constituent: Nickel Analysis Run 8/13/2024 11:18 AM
Plant Wansley Client: Southern Company Data: Wansley Landfill

Sanitas™ v.10.0.20 Software licensed to Groundwater Stats Consulting. UG
Hollow symbols indicate censored values.

Time Series

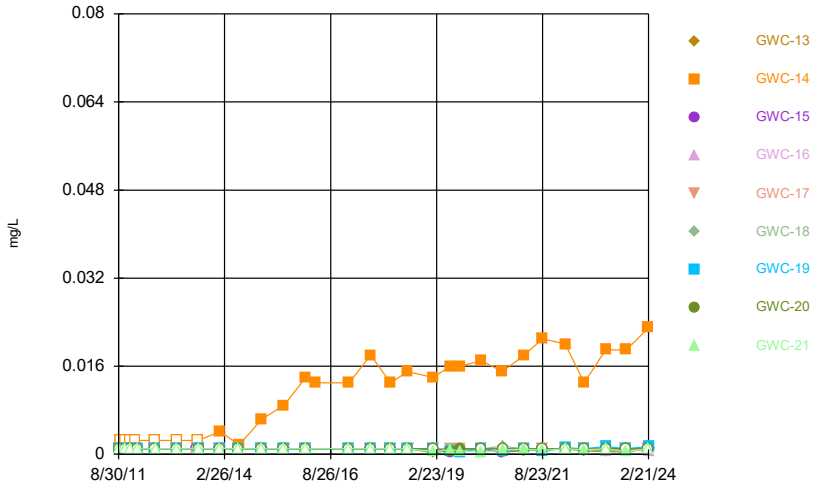

Constituent: Nickel Analysis Run 8/13/2024 11:18 AM
Plant Wansley Client: Southern Company Data: Wansley Landfill

Sanitas™ v.10.0.20 Software licensed to Groundwater Stats Consulting. UG
Hollow symbols indicate censored values.

Time Series

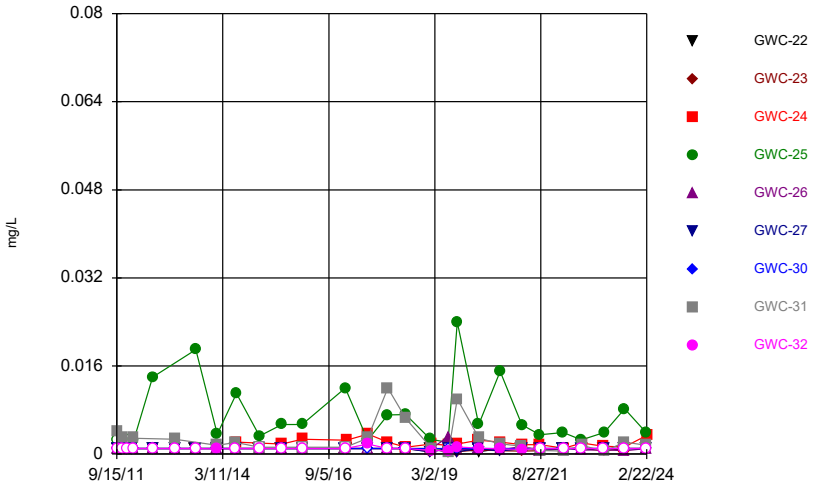

Constituent: Nickel Analysis Run 8/13/2024 11:18 AM
Plant Wansley Client: Southern Company Data: Wansley Landfill

Sanitas™ v.10.0.20 Software licensed to Groundwater Stats Consulting. UG
Hollow symbols indicate censored values.

Time Series

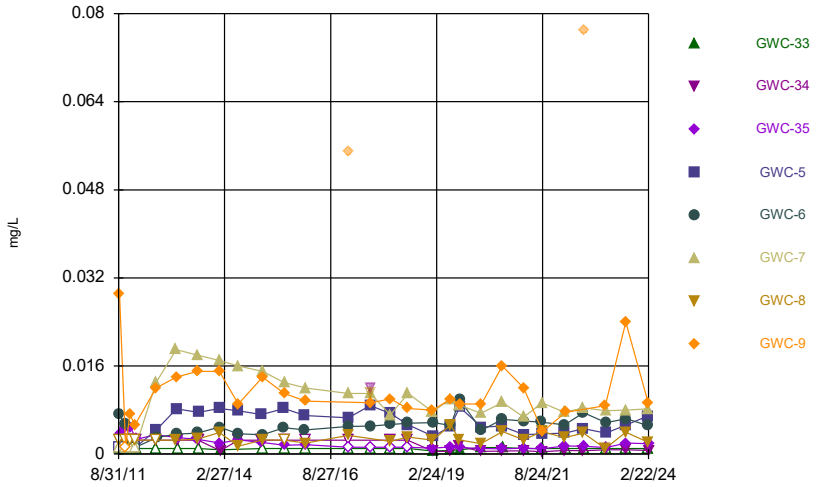

Constituent: Nickel Analysis Run 8/13/2024 11:18 AM
Plant Wansley Client: Southern Company Data: Wansley Landfill

Sanitas™ v.10.0.20 Software licensed to Groundwater Stats Consulting. UG

Time Series

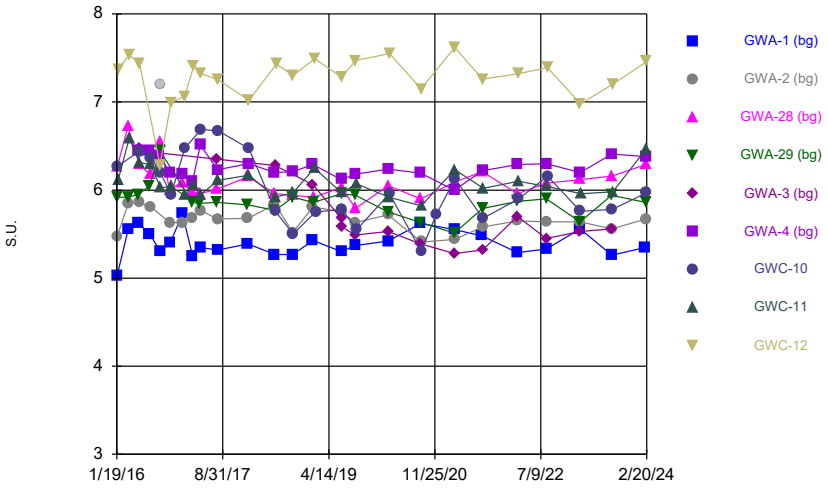

Constituent: pH, Field Analysis Run 8/13/2024 11:18 AM

Plant Wansley Client: Southern Company Data: Wansley Landfill

Sanitas™ v.10.0.20 Software licensed to Groundwater Stats Consulting. UG

Time Series

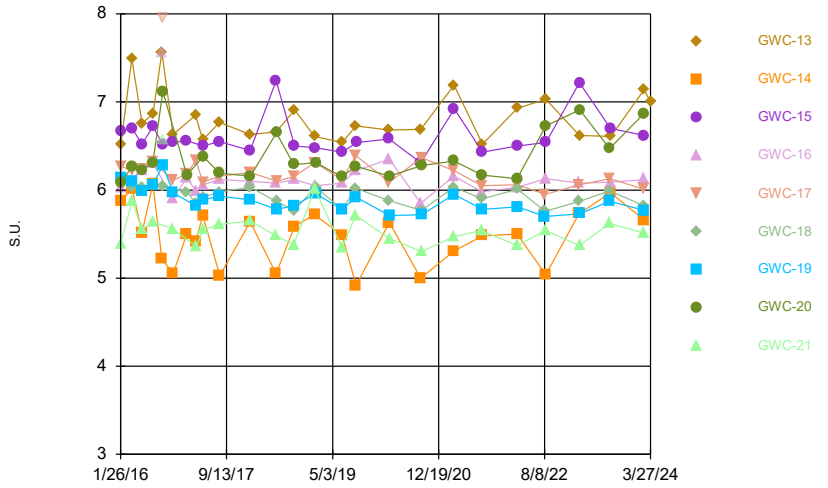

Constituent: pH, Field Analysis Run 8/13/2024 11:18 AM

Plant Wansley Client: Southern Company Data: Wansley Landfill

Sanitas™ v.10.0.20 Software licensed to Groundwater Stats Consulting. UG

Time Series

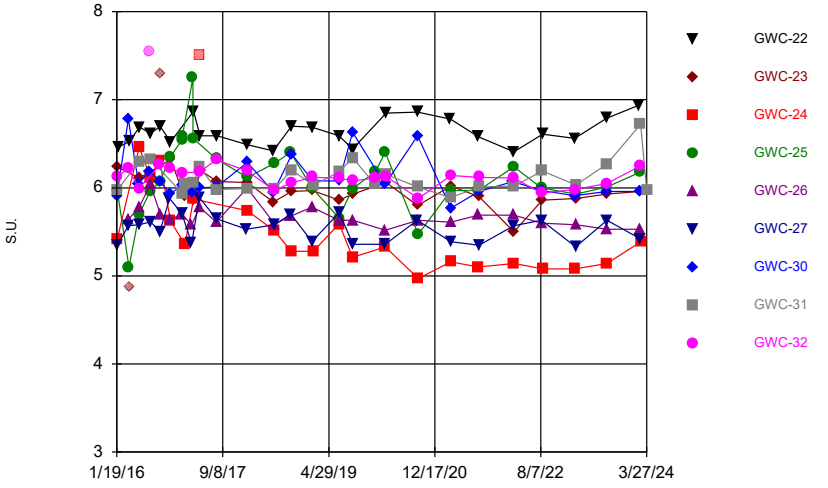

Constituent: pH, Field Analysis Run 8/13/2024 11:18 AM

Plant Wansley Client: Southern Company Data: Wansley Landfill

Sanitas™ v.10.0.20 Software licensed to Groundwater Stats Consulting. UG

Time Series

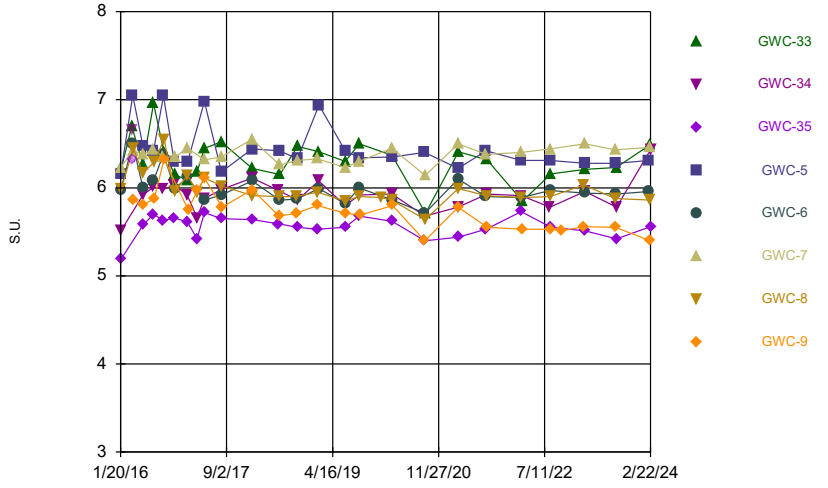

Constituent: pH, Field Analysis Run 8/13/2024 11:18 AM

Plant Wansley Client: Southern Company Data: Wansley Landfill

Sanitas™ v.10.0.20 Software licensed to Groundwater Stats Consulting. UG
Hollow symbols indicate censored values.

Time Series

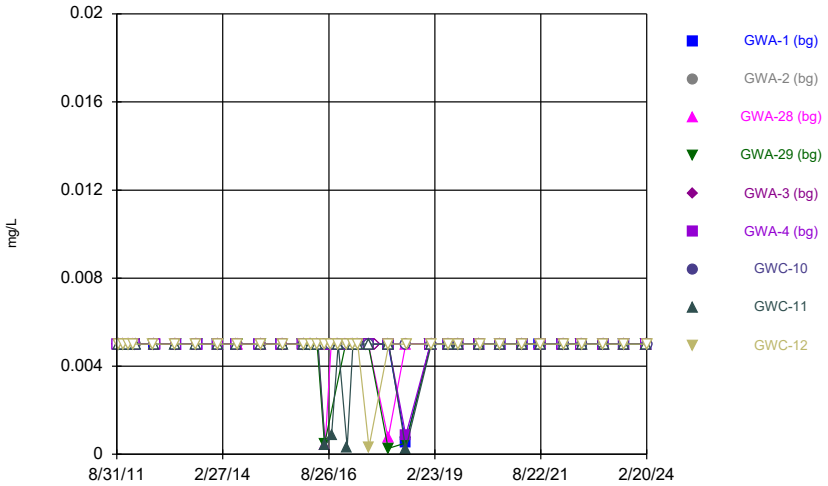

Constituent: Selenium Analysis Run 8/13/2024 11:18 AM
Plant Wansley Client: Southern Company Data: Wansley Landfill

Sanitas™ v.10.0.20 Software licensed to Groundwater Stats Consulting. UG
Hollow symbols indicate censored values.

Time Series

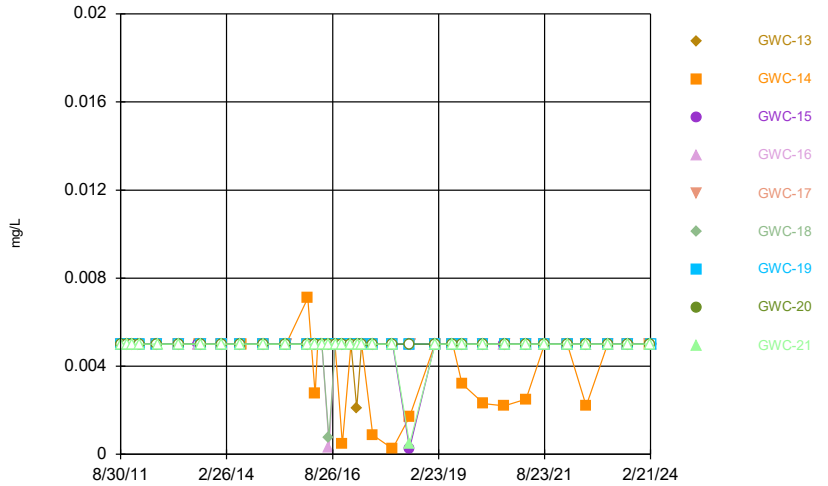

Constituent: Selenium Analysis Run 8/13/2024 11:18 AM
Plant Wansley Client: Southern Company Data: Wansley Landfill

Sanitas™ v.10.0.20 Software licensed to Groundwater Stats Consulting. UG
Hollow symbols indicate censored values.

Time Series

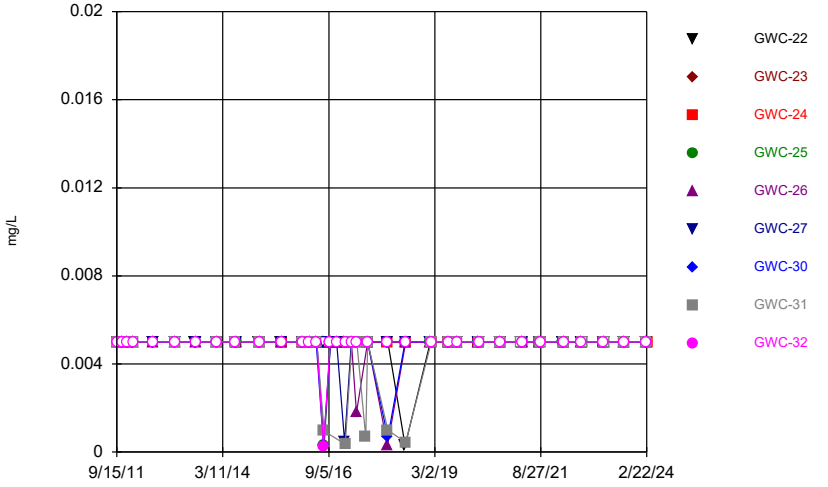

Constituent: Selenium Analysis Run 8/13/2024 11:18 AM
Plant Wansley Client: Southern Company Data: Wansley Landfill

Sanitas™ v.10.0.20 Software licensed to Groundwater Stats Consulting. UG
Hollow symbols indicate censored values.

Time Series

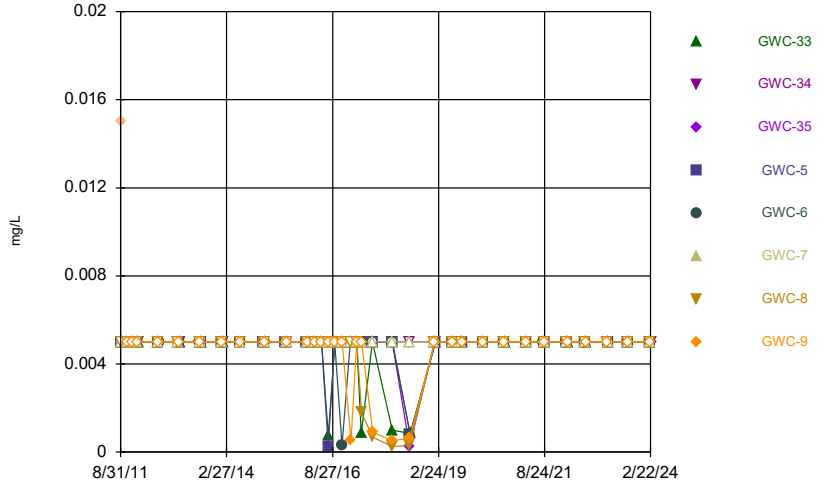

Constituent: Selenium Analysis Run 8/13/2024 11:18 AM
Plant Wansley Client: Southern Company Data: Wansley Landfill

Sanitas™ v.10.0.20 Software licensed to Groundwater Stats Consulting. UG
Hollow symbols indicate censored values.

Time Series

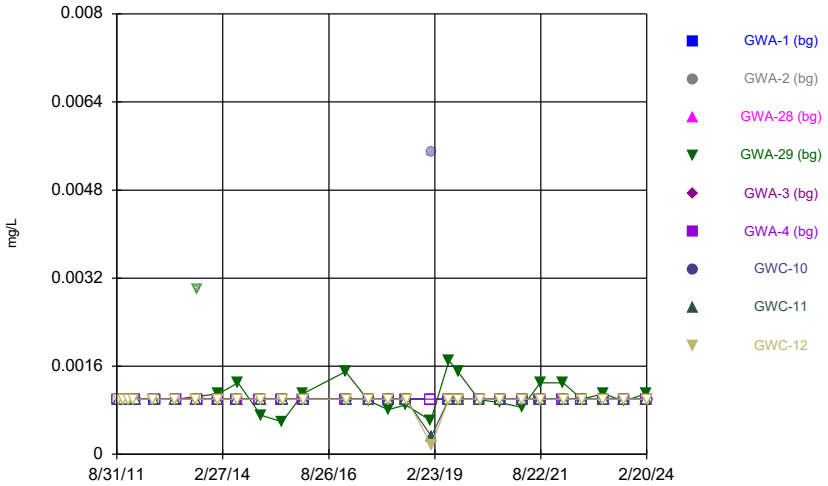

Constituent: Silver Analysis Run 8/13/2024 11:18 AM
Plant Wansley Client: Southern Company Data: Wansley Landfill

Sanitas™ v.10.0.20 Software licensed to Groundwater Stats Consulting. UG
Hollow symbols indicate censored values.

Time Series

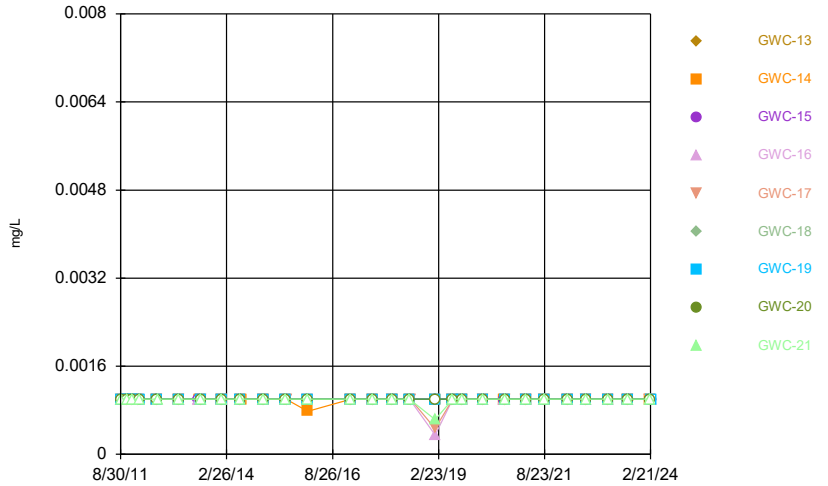

Constituent: Silver Analysis Run 8/13/2024 11:18 AM
Plant Wansley Client: Southern Company Data: Wansley Landfill

Sanitas™ v.10.0.20 Software licensed to Groundwater Stats Consulting. UG
Hollow symbols indicate censored values.

Time Series

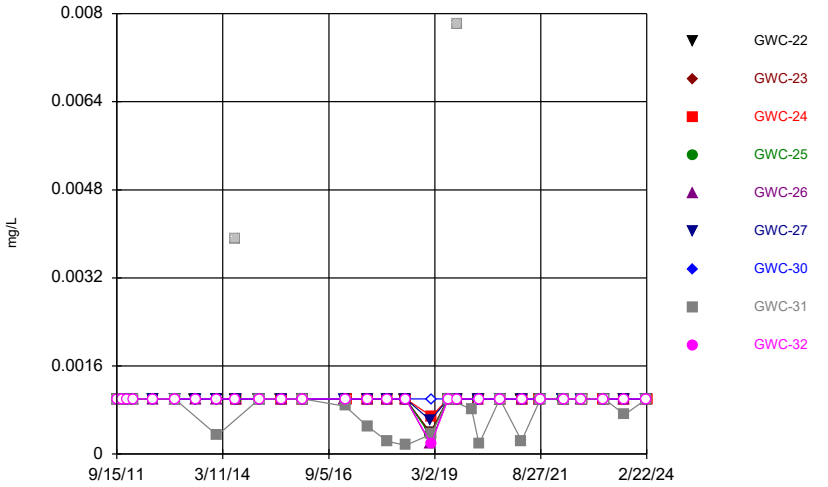

Constituent: Silver Analysis Run 8/13/2024 11:18 AM
Plant Wansley Client: Southern Company Data: Wansley Landfill

Sanitas™ v.10.0.20 Software licensed to Groundwater Stats Consulting. UG
Hollow symbols indicate censored values.

Time Series

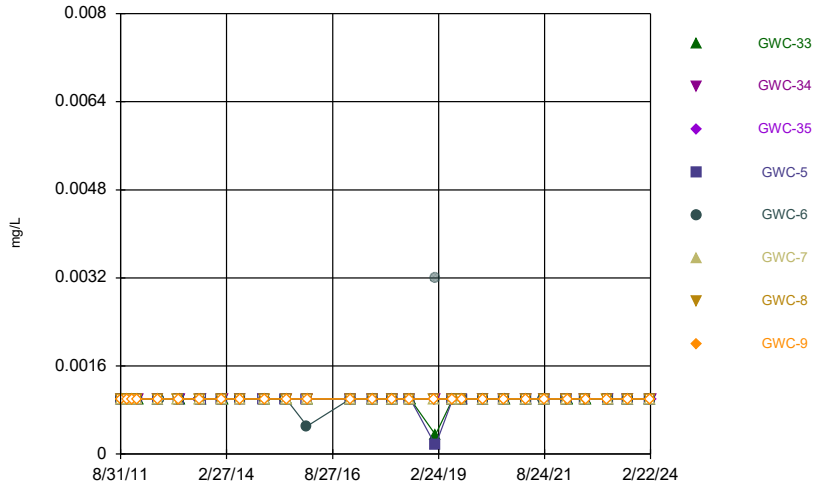

Constituent: Silver Analysis Run 8/13/2024 11:18 AM
Plant Wansley Client: Southern Company Data: Wansley Landfill

Sanitas™ v.10.0.20 Software licensed to Groundwater Stats Consulting. UG
Hollow symbols indicate censored values.

Time Series

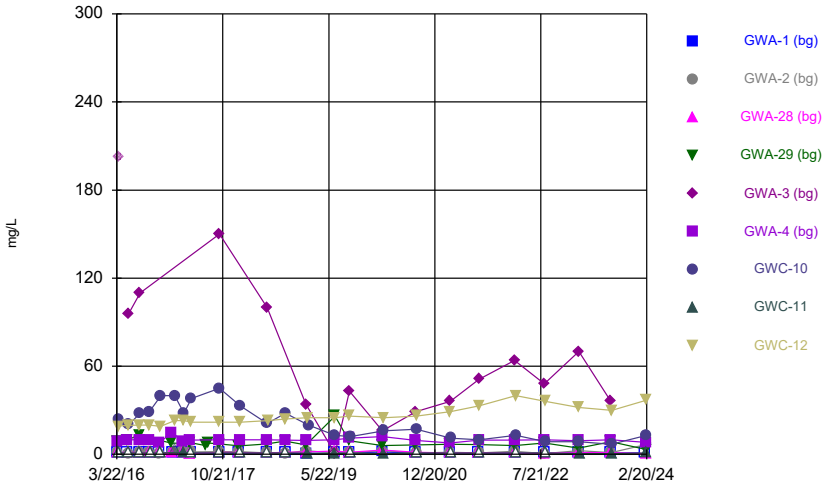

Constituent: Sulfate as SO4 Analysis Run 8/13/2024 11:18 AM
Plant Wansley Client: Southern Company Data: Wansley Landfill

Sanitas™ v.10.0.20 Software licensed to Groundwater Stats Consulting. UG
Hollow symbols indicate censored values.

Time Series

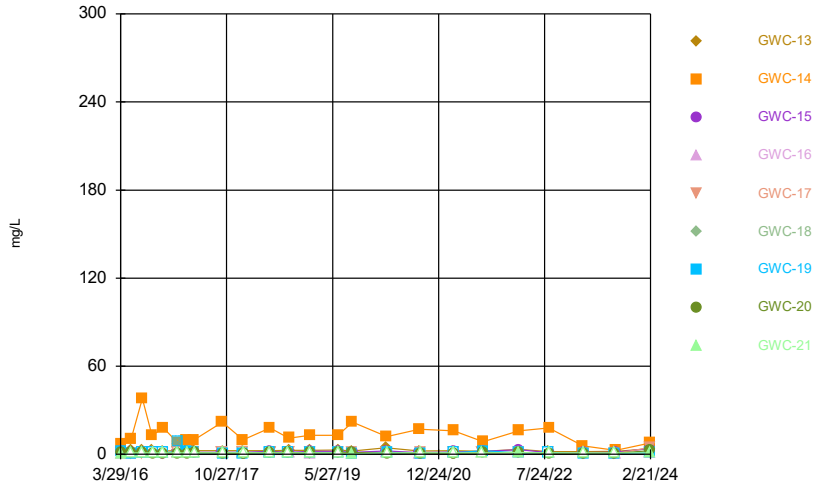

Constituent: Sulfate as SO4 Analysis Run 8/13/2024 11:18 AM
Plant Wansley Client: Southern Company Data: Wansley Landfill

Sanitas™ v.10.0.20 Software licensed to Groundwater Stats Consulting. UG
Hollow symbols indicate censored values.

Time Series

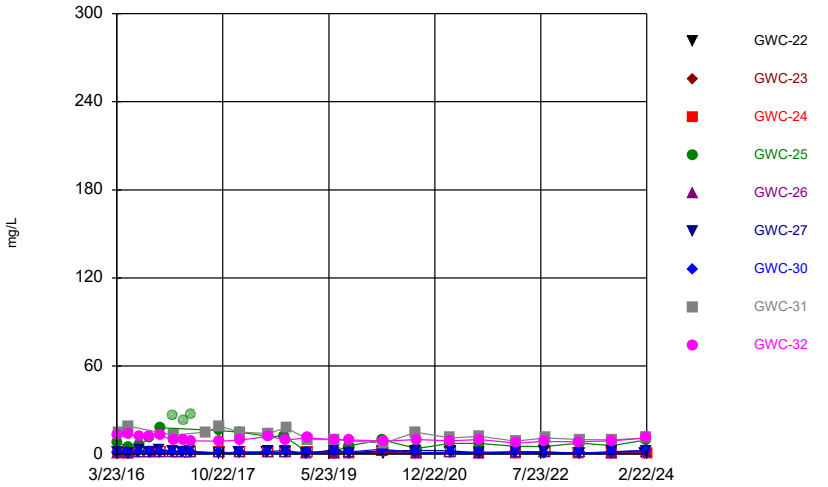

Constituent: Sulfate as SO4 Analysis Run 8/13/2024 11:18 AM
Plant Wansley Client: Southern Company Data: Wansley Landfill

Sanitas™ v.10.0.20 Software licensed to Groundwater Stats Consulting. UG

Time Series

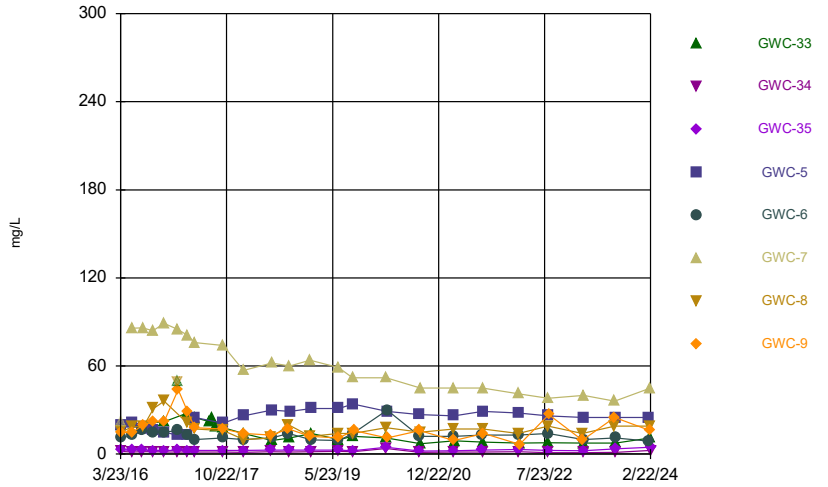

Constituent: Sulfate as SO4 Analysis Run 8/13/2024 11:18 AM
Plant Wansley Client: Southern Company Data: Wansley Landfill

Sanitas™ v.10.0.20 Software licensed to Groundwater Stats Consulting. UG
Hollow symbols indicate censored values.

Time Series

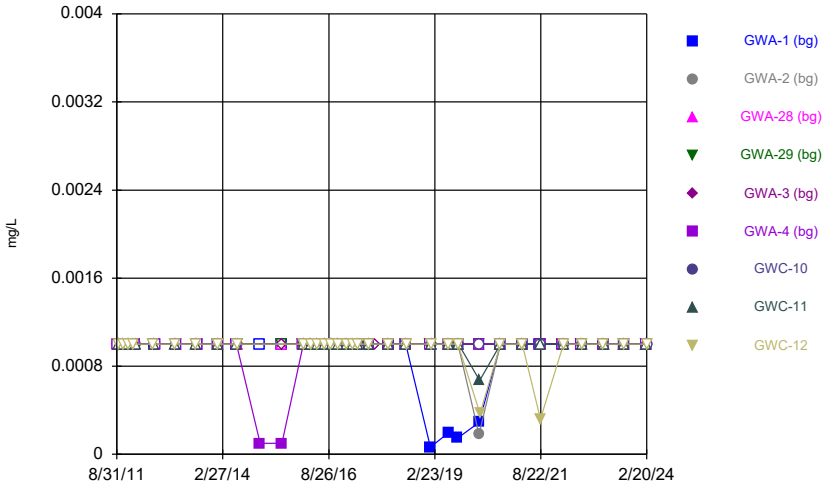

Constituent: Thallium Analysis Run 8/13/2024 11:18 AM
Plant Wansley Client: Southern Company Data: Wansley Landfill

Sanitas™ v.10.0.20 Software licensed to Groundwater Stats Consulting. UG
Hollow symbols indicate censored values.

Time Series

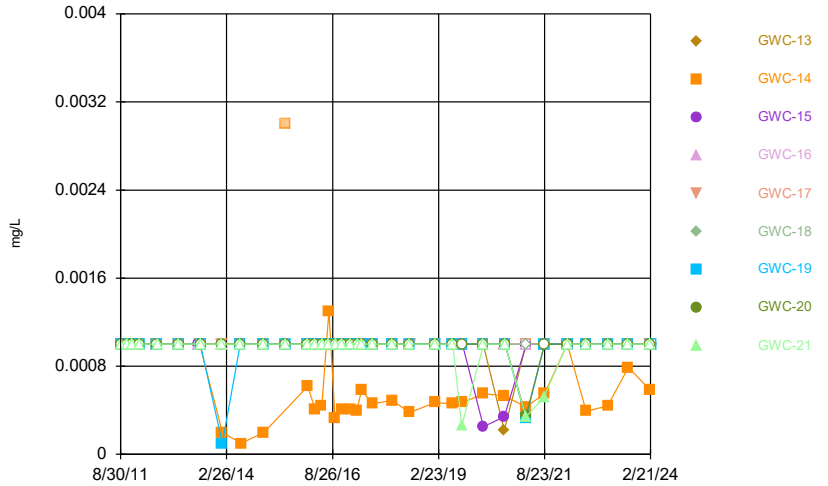

Constituent: Thallium Analysis Run 8/13/2024 11:18 AM
Plant Wansley Client: Southern Company Data: Wansley Landfill

Sanitas™ v.10.0.20 Software licensed to Groundwater Stats Consulting. UG
Hollow symbols indicate censored values.

Time Series

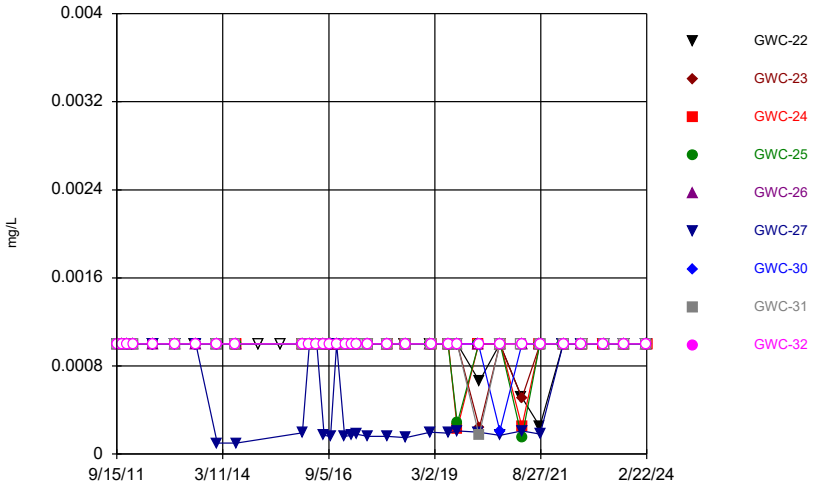

Constituent: Thallium Analysis Run 8/13/2024 11:18 AM
Plant Wansley Client: Southern Company Data: Wansley Landfill

Sanitas™ v.10.0.20 Software licensed to Groundwater Stats Consulting. UG
Hollow symbols indicate censored values.

Time Series

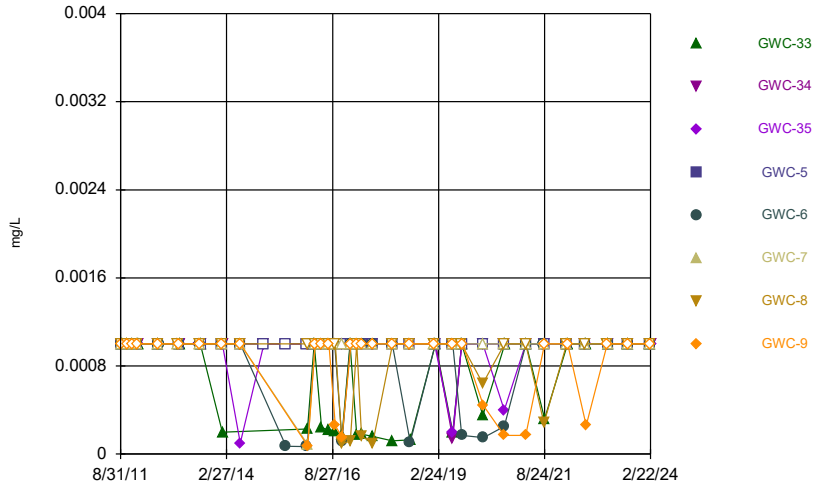

Constituent: Thallium Analysis Run 8/13/2024 11:18 AM
Plant Wansley Client: Southern Company Data: Wansley Landfill

Sanitas™ v.10.0.20 Software licensed to Groundwater Stats Consulting. UG
Hollow symbols indicate censored values.

Time Series

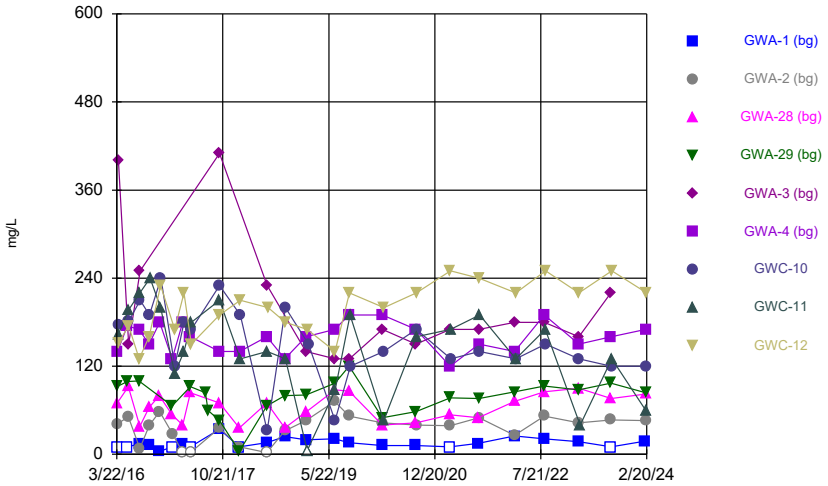

Constituent: Total Dissolved Solids [TDS] Analysis Run 8/13/2024 11:18 AM
Plant Wansley Client: Southern Company Data: Wansley Landfill

Sanitas™ v.10.0.20 Software licensed to Groundwater Stats Consulting. UG
Hollow symbols indicate censored values.

Time Series

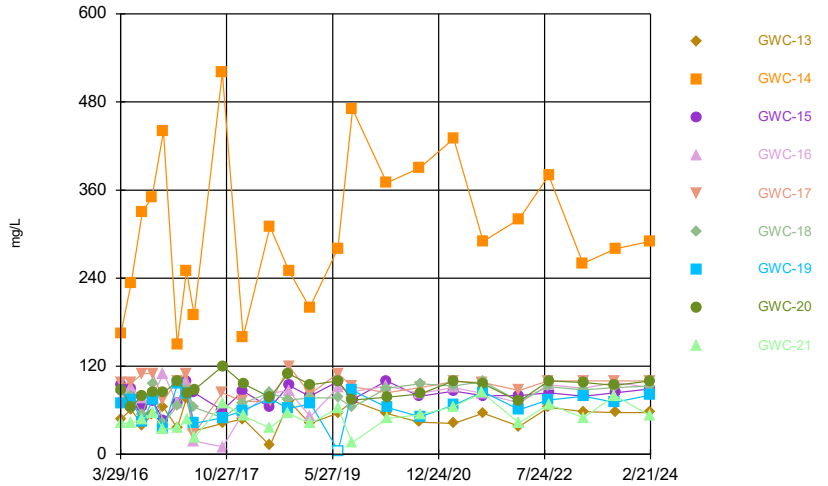

Constituent: Total Dissolved Solids [TDS] Analysis Run 8/13/2024 11:18 AM
Plant Wansley Client: Southern Company Data: Wansley Landfill

Sanitas™ v.10.0.20 Software licensed to Groundwater Stats Consulting. UG
Hollow symbols indicate censored values.

Time Series

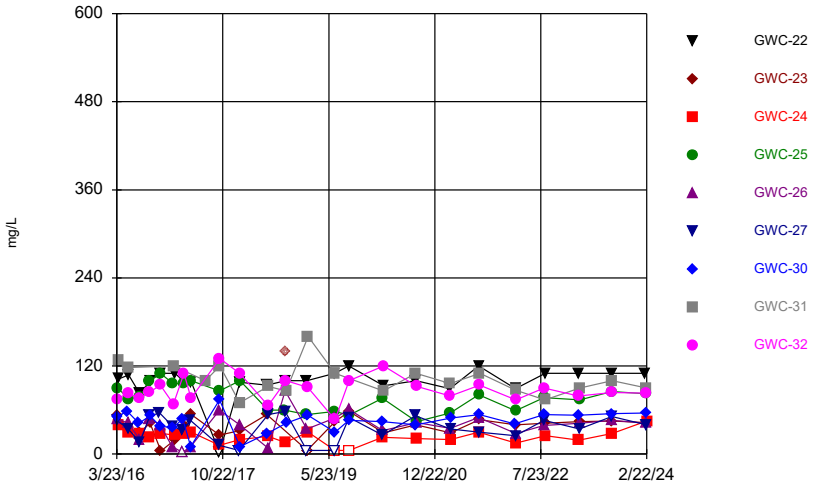

Constituent: Total Dissolved Solids [TDS] Analysis Run 8/13/2024 11:18 AM
Plant Wansley Client: Southern Company Data: Wansley Landfill

Sanitas™ v.10.0.20 Software licensed to Groundwater Stats Consulting. UG
Hollow symbols indicate censored values.

Time Series

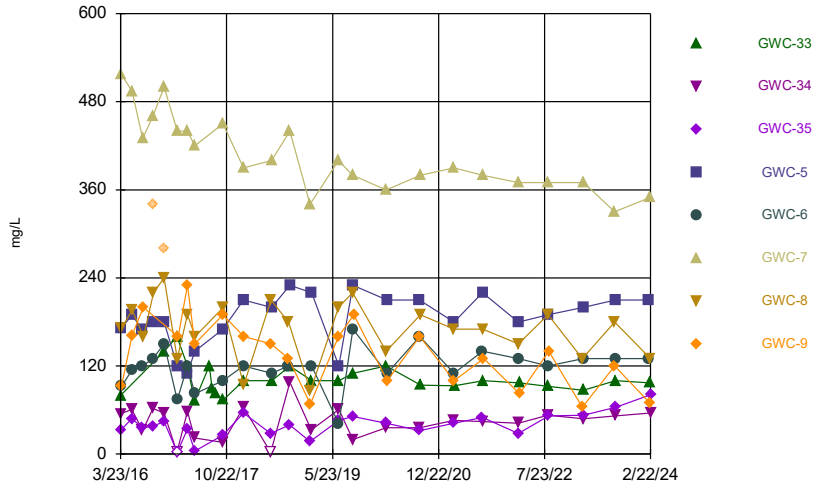

Constituent: Total Dissolved Solids [TDS] Analysis Run 8/13/2024 11:18 AM
Plant Wansley Client: Southern Company Data: Wansley Landfill

Sanitas™ v.10.0.20 Software licensed to Groundwater Stats Consulting. UG
Hollow symbols indicate censored values.

Time Series

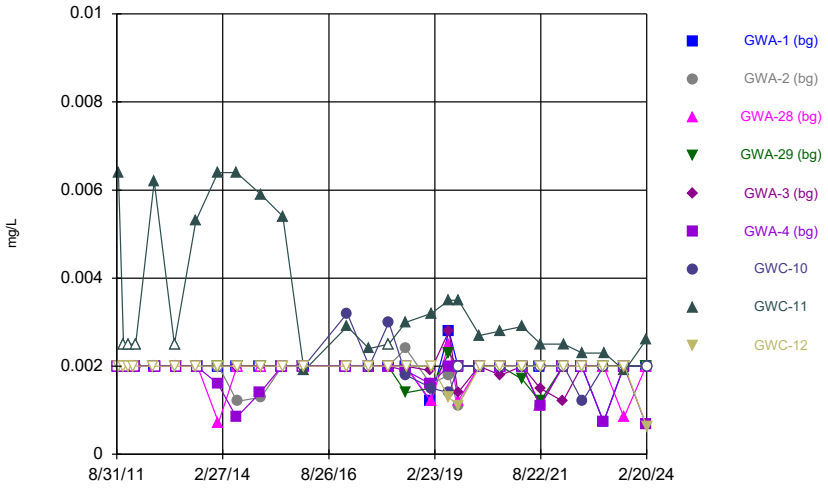

Constituent: Vanadium Analysis Run 8/13/2024 11:18 AM
Plant Wansley Client: Southern Company Data: Wansley Landfill

Sanitas™ v.10.0.20 Software licensed to Groundwater Stats Consulting. UG
Hollow symbols indicate censored values.

Time Series

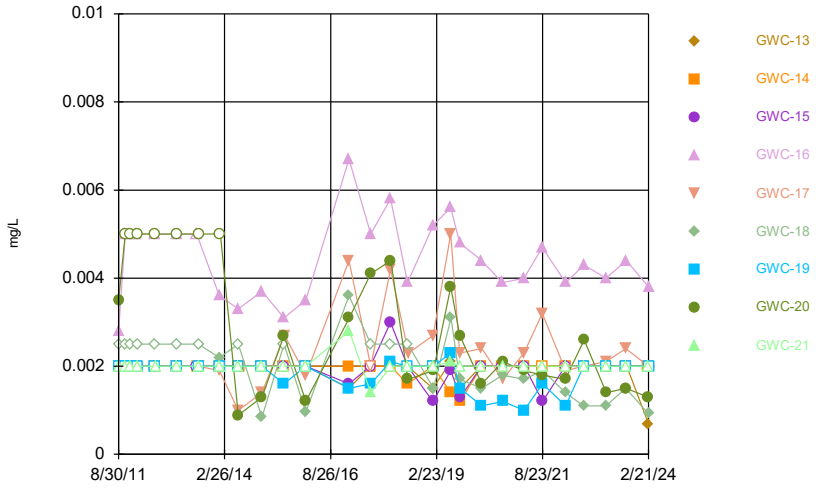

Constituent: Vanadium Analysis Run 8/13/2024 11:18 AM
Plant Wansley Client: Southern Company Data: Wansley Landfill

Sanitas™ v.10.0.20 Software licensed to Groundwater Stats Consulting. UG
Hollow symbols indicate censored values.

Time Series

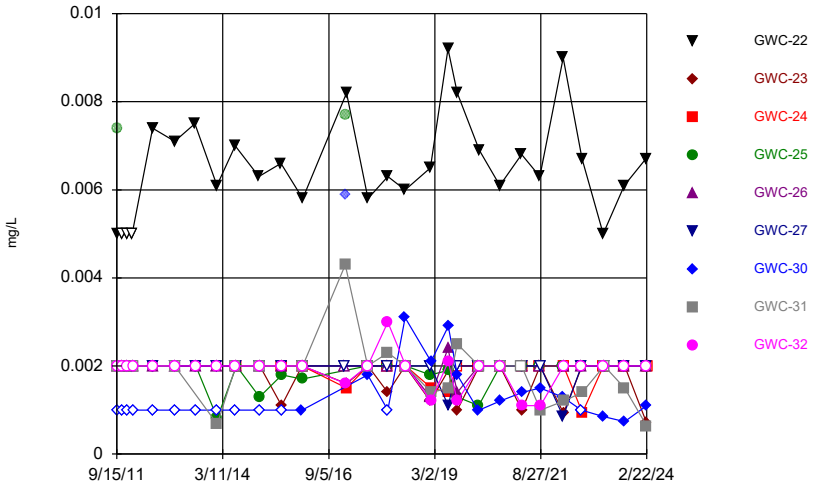

Constituent: Vanadium Analysis Run 8/13/2024 11:18 AM
Plant Wansley Client: Southern Company Data: Wansley Landfill

Sanitas™ v.10.0.20 Software licensed to Groundwater Stats Consulting. UG
Hollow symbols indicate censored values.

Time Series

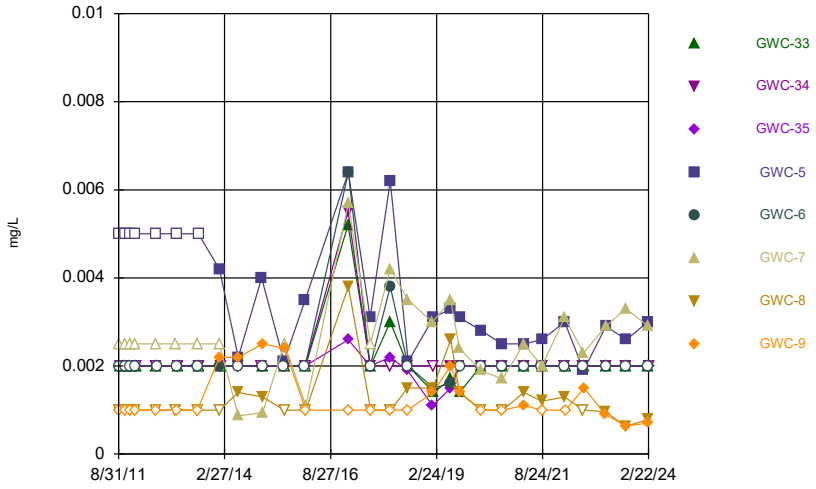

Constituent: Vanadium Analysis Run 8/13/2024 11:18 AM
Plant Wansley Client: Southern Company Data: Wansley Landfill

Sanitas™ v.10.0.20 Software licensed to Groundwater Stats Consulting. UG
Hollow symbols indicate censored values.

Time Series

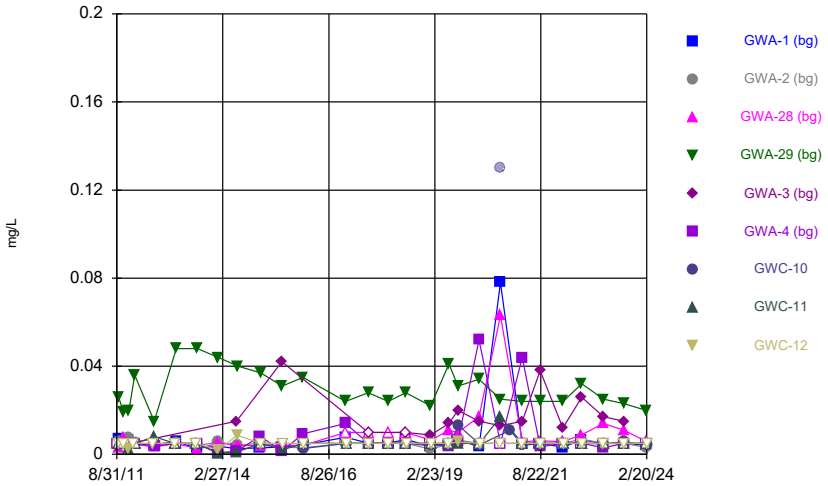

Constituent: Zinc Analysis Run 8/13/2024 11:18 AM
Plant Wansley Client: Southern Company Data: Wansley Landfill

Sanitas™ v.10.0.20 Software licensed to Groundwater Stats Consulting. UG
Hollow symbols indicate censored values.

Time Series

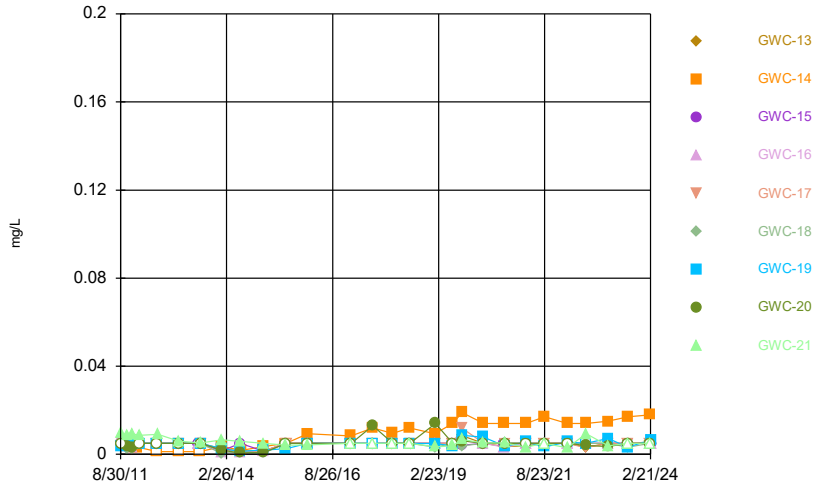

Constituent: Zinc Analysis Run 8/13/2024 11:19 AM
Plant Wansley Client: Southern Company Data: Wansley Landfill

Sanitas™ v.10.0.20 Software licensed to Groundwater Stats Consulting. UG
Hollow symbols indicate censored values.

Time Series

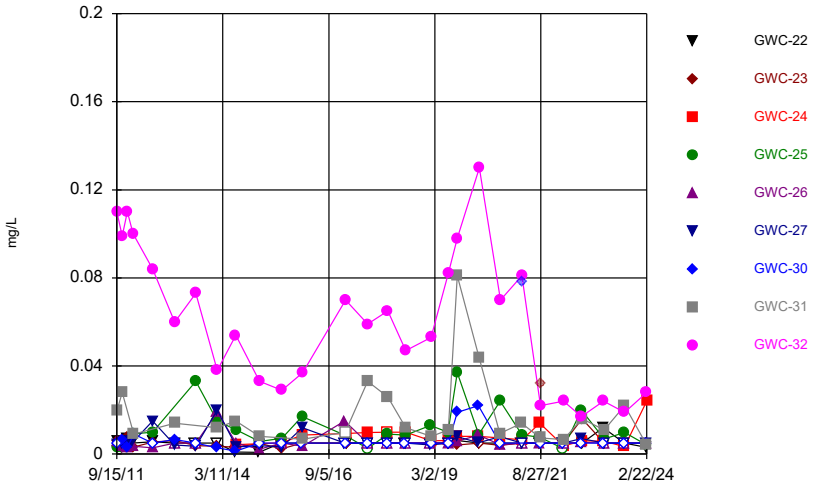

Constituent: Zinc Analysis Run 8/13/2024 11:19 AM
Plant Wansley Client: Southern Company Data: Wansley Landfill

Sanitas™ v.10.0.20 Software licensed to Groundwater Stats Consulting. UG
Hollow symbols indicate censored values.

Time Series

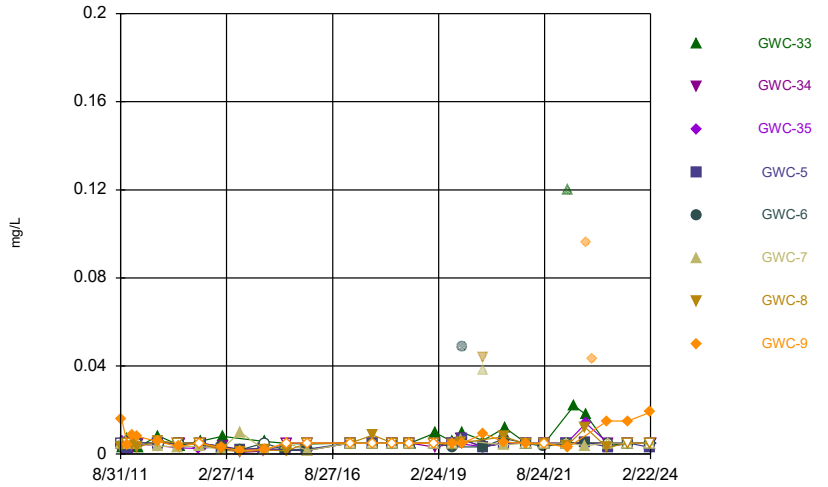

Constituent: Zinc Analysis Run 8/13/2024 11:19 AM
Plant Wansley Client: Southern Company Data: Wansley Landfill

Time Series

Constituent: Antimony (mg/L) Analysis Run 8/13/2024 11:19 AM

Plant Wansley Client: Southern Company Data: Wansley Landfill

	GWA-1 (bg)	GWA-2 (bg)	GWA-28 (bg)	GWA-29 (bg)	GWA-3 (bg)	GWA-4 (bg)	GWC-10	GWC-11	GWC-12
8/31/2011					<0.002	<0.002			
9/13/2011								<0.002	<0.002
9/16/2011	<0.002		<0.002						
9/17/2011		<0.002		<0.002					
10/27/2011	<0.002	<0.002				<0.002			
10/28/2011			<0.002	<0.002				<0.002	<0.002
12/4/2011								<0.002	<0.002
12/12/2011			<0.002	<0.002					
12/13/2011	<0.002								
12/14/2011		<0.002				<0.002			
1/24/2012									<0.002
1/25/2012			<0.002						
1/31/2012	<0.002			<0.002					
2/1/2012						<0.002			
2/7/2012		<0.002							
2/9/2012								<0.002	
7/11/2012									<0.002
7/16/2012			<0.002						
7/17/2012				<0.002					
7/18/2012	<0.002							<0.002	
7/23/2012		<0.002				<0.002			
1/8/2013								<0.002	<0.002
1/23/2013		<0.002				<0.002			
1/24/2013	<0.002		<0.002	<0.002					
7/9/2013								<0.002	
7/10/2013									<0.002
7/17/2013	<0.002					<0.002			
7/23/2013			<0.002						
7/24/2013		<0.002		<0.002					
1/15/2014						<0.002		0.0023 (J)	
1/21/2014	<0.002								<0.002
1/22/2014		<0.002	<0.002	<0.002					
6/25/2014	<0.002				<0.002	<0.002		<0.002	
7/1/2014		<0.002	<0.002						<0.002
7/8/2014				<0.002 (D)					
1/14/2015	<0.002					<0.002			
1/21/2015			<0.002	<0.002				<0.002	<0.002
1/22/2015		<0.002							
7/21/2015	<0.002		<0.002		<0.002	<0.002			
7/22/2015		<0.002		<0.002					
7/28/2015								<0.002	<0.002
1/19/2016				<0.002 (D)					
1/20/2016		<0.002				<0.002			
1/21/2016	<0.002								
1/22/2016			<0.002						
1/25/2016							<0.002		
1/26/2016								<0.002	<0.002
3/22/2016			<0.002	0.00113 (J)					
3/23/2016	<0.002	0.00069 (J)				<0.002			
3/29/2016								<0.002	<0.002
3/30/2016							<0.002		
3/31/2016					0.000602 (J)				

ND substitution: RL or RL/2 if <15% NDs.

Time Series

Constituent: Antimony (mg/L) Analysis Run 8/13/2024 11:19 AM

Plant Wansley Client: Southern Company Data: Wansley Landfill

	GWA-1 (bg)	GWA-2 (bg)	GWA-28 (bg)	GWA-29 (bg)	GWA-3 (bg)	GWA-4 (bg)	GWC-10	GWC-11	GWC-12
5/19/2016				0.00103 (J)		<0.002			
5/20/2016	<0.002								
5/23/2016			0.00103 (J)						
5/24/2016		<0.002							
5/25/2016					0.000642 (J)		0.000703 (J)	<0.002	<0.002
7/21/2016	<0.002			0.0013 (J)		<0.002			
7/22/2016									<0.002
7/25/2016			0.0021 (J)					<0.002	
7/26/2016		0.0021 (J)							
7/27/2016					<0.002		<0.002		
9/14/2016						<0.002			
9/15/2016	<0.002		0.0012 (J)						<0.002
9/16/2016		<0.002					<0.002		
9/19/2016								<0.002	
11/9/2016			<0.002						
11/10/2016		<0.002				<0.002			
11/11/2016	<0.002								
11/16/2016								<0.002	<0.002
11/17/2016							<0.002		
1/17/2017			<0.002	<0.002		<0.002			
1/19/2017	<0.002	<0.002							
1/31/2017								<0.002	<0.002
2/1/2017							<0.002		
3/16/2017	<0.002		<0.002			<0.002			
3/17/2017		<0.002							
3/23/2017								<0.002	<0.002
3/24/2017							<0.002		
4/27/2017			<0.002	<0.002		<0.002			
4/28/2017	<0.002	<0.002							
5/2/2017								<0.002	
5/3/2017							<0.002		<0.002
7/18/2017				<0.002					
8/1/2017			<0.002	<0.002	<0.002				
8/2/2017		<0.002				<0.002			
8/3/2017	<0.002								
8/7/2017								<0.002	<0.002
8/8/2017							<0.002		
10/3/2017					<0.002				
1/19/2018	<0.002	<0.002	<0.002	<0.002					
1/22/2018						<0.002			
1/24/2018								<0.002	<0.002
1/25/2018							<0.002		
6/19/2018	<0.002	<0.002	<0.002	<0.002		<0.002			
6/20/2018					<0.002			<0.002	
6/21/2018							<0.002		
6/26/2018									<0.002
1/17/2019	<0.002	<0.002				<0.002			
1/18/2019				<0.002	<0.002				
1/21/2019			<0.002						
1/24/2019								<0.002	
1/25/2019									<0.002
1/31/2019							0.00048 (J)		

ND substitution: RL or RL/2 if <15% NDs.

Time Series

Constituent: Antimony (mg/L) Analysis Run 8/13/2024 11:19 AM

Plant Wansley Client: Southern Company Data: Wansley Landfill

	GWA-1 (bg)	GWA-2 (bg)	GWA-28 (bg)	GWA-29 (bg)	GWA-3 (bg)	GWA-4 (bg)	GWC-10	GWC-11	GWC-12
6/24/2019	<0.002	<0.002				<0.002			
6/25/2019			<0.002	<0.002	<0.002				
6/26/2019							<0.002	<0.002	<0.002
9/9/2019	<0.002								
9/10/2019		<0.002	<0.002	<0.002		<0.002			
9/11/2019					<0.002				<0.002
9/16/2019								<0.002	
9/17/2019							<0.002		
3/10/2020	<0.002	<0.002	<0.002	<0.002	<0.002	<0.002			
3/16/2020								<0.002	
3/17/2020							<0.002		
3/18/2020									<0.002
9/9/2020	<0.002		<0.002	<0.002	<0.002	<0.002			
9/10/2020		<0.002					<0.002	<0.002	<0.002
3/15/2021	<0.002	<0.002	<0.002	0.00047 (J)	<0.002	<0.002			
3/16/2021									<0.002
3/17/2021								<0.002	
3/18/2021							<0.002		
8/16/2021	<0.002		<0.002						
8/18/2021		<0.002		<0.002	<0.002	<0.002			
8/19/2021									<0.002
8/20/2021							<0.002		
8/23/2021								<0.002	
2/28/2022	<0.002								
3/1/2022		<0.002	<0.002		<0.002	<0.002			
3/2/2022				<0.002					
3/7/2022								<0.002	<0.002
3/8/2022							<0.002		
8/9/2022	<0.002	<0.002	<0.002	<0.002	<0.002	<0.002			
8/15/2022								<0.002	
8/16/2022							<0.002		<0.002
2/13/2023				<0.002					
2/14/2023	0.00037 (J)	<0.002	<0.002		<0.002	<0.002			
2/15/2023							<0.002		<0.002
2/21/2023								<0.002	
8/8/2023				<0.002	<0.002				
8/9/2023	<0.002	<0.002	<0.002			<0.002			
8/10/2023							0.00073 (J)		
8/14/2023								<0.002	<0.002
2/13/2024	<0.002								
2/14/2024		<0.002	<0.002	<0.002		<0.002		<0.002	
2/20/2024							<0.002		<0.002

ND substitution: RL or RL/2 if <15% NDs.

Time Series

Constituent: Antimony (mg/L) Analysis Run 8/13/2024 11:19 AM

Plant Wansley Client: Southern Company Data: Wansley Landfill

	GWC-13	GWC-14	GWC-15	GWC-16	GWC-17	GWC-18	GWC-19	GWC-20	GWC-21
8/30/2011				<0.002	<0.002	<0.002	<0.002		
8/31/2011								<0.002	<0.002
9/13/2011	<0.002	<0.002							
9/16/2011			<0.002						
10/26/2011				<0.002	<0.002	<0.002	<0.002		
10/27/2011		<0.002	<0.002					<0.002	<0.002
10/28/2011	<0.002								
12/3/2011		<0.002	<0.002	<0.002	<0.002	<0.002	<0.002		
12/4/2011	<0.002							<0.002	<0.002
1/24/2012	<0.002	<0.002							
1/25/2012				<0.002	<0.002				
2/8/2012							<0.002	<0.002	<0.002
2/9/2012			<0.002			<0.002			
7/11/2012	<0.002	<0.002	<0.002	<0.002	<0.002	<0.002	<0.002	<0.002	
7/17/2012									<0.002
1/8/2013	<0.002	<0.002	<0.002	<0.002	<0.002	<0.002	<0.002	<0.002	
1/9/2013									<0.002
7/2/2013			<0.002	<0.002					
7/10/2013	<0.002	<0.002							
7/16/2013					<0.002	<0.002	<0.002	<0.002	<0.002
1/14/2014				<0.002	<0.002	<0.002			
1/21/2014	<0.002	<0.002	<0.002				<0.002	<0.002	<0.002
6/24/2014			<0.002			<0.002	<0.002	<0.002	<0.002
6/25/2014				<0.002	<0.002				
7/1/2014	<0.002	<0.002							
1/13/2015				<0.002		<0.002	<0.002	<0.002	<0.002
1/14/2015		<0.002	<0.002		<0.002				
1/21/2015	<0.002								
7/22/2015		<0.002	<0.002	<0.002					
7/23/2015						<0.002	<0.002	<0.002	<0.002
7/28/2015	<0.002				<0.002				
1/26/2016									<0.002
1/27/2016	<0.002	<0.002	<0.002	<0.002	<0.002	<0.002	<0.002	<0.002	
3/29/2016	<0.002								
3/30/2016		<0.002	<0.002	<0.002	<0.002	<0.002	<0.002	<0.002	<0.002
5/25/2016	<0.002	<0.002	<0.002	<0.002	<0.002				
5/26/2016						<0.002	<0.002	<0.002	<0.002
7/25/2016						0.0022 (J)	<0.002	<0.002	
7/26/2016	<0.002	<0.002	<0.002						<0.002
7/27/2016				<0.002	<0.002				
9/15/2016	<0.002	<0.002							
9/16/2016				<0.002					
9/19/2016					<0.002	<0.002	<0.002		
9/20/2016			<0.002					<0.002	<0.002
11/17/2016	<0.002	<0.002	<0.002	<0.002	<0.002	<0.002	<0.002	<0.002	<0.002
1/31/2017	<0.002								
2/1/2017		<0.002	<0.002	<0.002	<0.002	<0.002			
2/2/2017							<0.002	<0.002	<0.002
3/23/2017	<0.002	<0.002	<0.002						
3/24/2017				<0.002	<0.002	<0.002	<0.002		
3/28/2017								<0.002	<0.002
5/3/2017	<0.002	<0.002	<0.002	<0.002	<0.002	<0.002	<0.002		

ND substitution: RL or RL/2 if <15% NDs.

Time Series

Constituent: Antimony (mg/L) Analysis Run 8/13/2024 11:19 AM

Plant Wansley Client: Southern Company Data: Wansley Landfill

	GWC-13	GWC-14	GWC-15	GWC-16	GWC-17	GWC-18	GWC-19	GWC-20	GWC-21
5/4/2017								<0.002	<0.002
8/4/2017	<0.002		<0.002						
8/7/2017		<0.002		<0.002	<0.002	<0.002	<0.002	<0.002	<0.002
1/25/2018	<0.002	<0.002	<0.002	<0.002	<0.002	<0.002	<0.002		
1/26/2018								<0.002	<0.002
6/20/2018	<0.002	<0.002	<0.002	<0.002					<0.002
6/21/2018						<0.002	<0.002	<0.002	
6/26/2018					<0.002				
1/22/2019	<0.002	<0.002	<0.002						
1/24/2019					<0.002				<0.002
1/25/2019				<0.002					
1/28/2019						<0.002	<0.002	<0.002	
6/25/2019	<0.002	<0.002	<0.002	<0.002	<0.002			<0.002	<0.002
6/26/2019							<0.002		
6/27/2019						<0.002			
9/11/2019				<0.002	<0.002	<0.002		<0.002	<0.002
9/12/2019	<0.002	<0.002					<0.002		
9/17/2019			<0.002						
3/12/2020	<0.002								
3/16/2020			<0.002						
3/17/2020		<0.002		<0.002	<0.002	<0.002			
3/18/2020							<0.002	<0.002	<0.002
9/10/2020	0.00064 (J)	<0.002	<0.002						
9/11/2020				<0.002					
9/14/2020					<0.002	<0.002			
9/15/2020							<0.002	<0.002	<0.002
3/16/2021					<0.002	<0.002		<0.002	<0.002
3/17/2021	0.00075 (J)	<0.002		<0.002			<0.002		
3/18/2021			<0.002						
8/19/2021									<0.002
8/20/2021				<0.002	<0.002				
8/23/2021	<0.002	<0.002							
8/24/2021			<0.002			<0.002	<0.002	<0.002	
3/7/2022		<0.002	<0.002					<0.002	<0.002
3/8/2022	0.0011 (J)			<0.002	<0.002	<0.002	<0.002		
8/11/2022					<0.002	<0.002	<0.002		
8/15/2022	0.0011 (J)								
8/16/2022		<0.002	<0.002	<0.002				<0.002	<0.002
2/17/2023		<0.002							
2/20/2023				<0.002	<0.002	<0.002			
2/21/2023	<0.002		<0.002				<0.002		<0.002
2/22/2023								0.00052 (J)	
8/9/2023						<0.002	<0.002	<0.002	<0.002
8/10/2023					<0.002				
8/14/2023		<0.002	<0.002	<0.002					
8/16/2023	0.00051 (J)								
2/19/2024	0.0027	<0.002							<0.002
2/20/2024					<0.002			0.00064 (J)	
2/21/2024			<0.002	<0.002		<0.002	<0.002		
3/27/2024	<0.002 (R)								

ND substitution: RL or RL/2 if <15% NDs.

Time Series

Constituent: Antimony (mg/L) Analysis Run 8/13/2024 11:19 AM

Plant Wansley Client: Southern Company Data: Wansley Landfill

	GWC-22	GWC-23	GWC-24	GWC-25	GWC-26	GWC-27	GWC-30	GWC-31	GWC-32
9/15/2011	<0.002						<0.002		<0.002
9/16/2011		<0.002							
9/17/2011				<0.002	<0.002	<0.002		<0.002	
10/28/2011							<0.002		
10/29/2011	<0.002	<0.002			<0.002	<0.002			
10/31/2011				<0.002				<0.002	<0.002
12/13/2011	<0.002	<0.002					<0.002		<0.002
12/14/2011				<0.002	<0.002	<0.002			
1/25/2012	<0.002					<0.002			
1/31/2012		<0.002							
2/1/2012									<0.002
2/7/2012				<0.002	<0.002			<0.002	
2/8/2012							<0.002		
7/17/2012				<0.002	<0.002	<0.002			<0.002
7/18/2012	<0.002	<0.002					<0.002		
1/22/2013	<0.002	<0.002							
1/23/2013								<0.002	<0.002
1/24/2013					<0.002	<0.002	<0.002		
7/16/2013	<0.002								
7/23/2013		<0.002							
7/24/2013				<0.002	<0.002	<0.002	<0.002		<0.002
1/21/2014	<0.002								
1/22/2014		<0.002							
1/23/2014				<0.002	<0.002	<0.002	0.0014 (J)	<0.002	<0.002
6/25/2014	<0.002								
7/1/2014		<0.002					<0.002	<0.002	<0.002
7/8/2014			<0.002	<0.002	<0.002	<0.002			
1/14/2015	<0.002								
1/20/2015							<0.002		<0.002
1/21/2015				<0.002	<0.002	<0.002		<0.002	
1/22/2015		<0.002							
7/23/2015	<0.002								
7/29/2015		<0.002							
7/30/2015				<0.002		<0.002	<0.002		<0.002
7/31/2015			<0.002		<0.002				
1/19/2016							<0.002		
1/20/2016			<0.002						
1/21/2016		<0.002		<0.002					
1/22/2016						<0.002			
1/25/2016					<0.002			<0.002	<0.002
1/26/2016	<0.002								
3/23/2016						<0.002	<0.002		<0.002
3/24/2016					0.000653 (J)				
3/28/2016				<0.002					
3/29/2016		0.000665 (J)							
3/30/2016			0.00174 (J)					<0.002	
3/31/2016	<0.002								
5/20/2016							<0.002		
5/24/2016						<0.002			<0.002
5/25/2016		<0.002	0.00163 (J)	0.00151 (J)	0.000943 (J)			0.00129 (J)	
5/26/2016	<0.002								
7/21/2016							<0.002		

ND substitution: RL or RL/2 if <15% NDs.

Time Series

Constituent: Antimony (mg/L) Analysis Run 8/13/2024 11:19 AM

Plant Wansley Client: Southern Company Data: Wansley Landfill

	GWC-22	GWC-23	GWC-24	GWC-25	GWC-26	GWC-27	GWC-30	GWC-31	GWC-32
7/22/2016									<0.002
7/26/2016	0.001 (J)				<0.002	0.0013 (J)			
7/27/2016		<0.002	0.0019 (J)	<0.002				0.0027	
9/16/2016			0.002 (J)						<0.002
9/19/2016				<0.002	<0.002	<0.002			
9/20/2016	<0.002	<0.002					0.0012 (J)		
11/11/2016						<0.002			
11/14/2016					<0.002		<0.002		
11/15/2016				<0.002					<0.002
11/17/2016	<0.002								
11/18/2016		<0.002	0.0011 (J)						
1/19/2017					<0.002				
1/20/2017						0.0014 (J)			
1/24/2017				<0.002			<0.002		
1/25/2017								<0.002	
1/26/2017									<0.002
2/3/2017	<0.002	<0.002	<0.002						
3/16/2017					<0.002	<0.002			
3/17/2017							<0.002		
3/23/2017				<0.002				<0.002	
3/24/2017									<0.002
3/28/2017	<0.002	<0.002							
3/29/2017			<0.002						
4/28/2017						<0.002			
5/1/2017					<0.002		<0.002		
5/2/2017				<0.002				<0.002	<0.002
5/3/2017	<0.002								
5/4/2017		<0.002	<0.002						
7/19/2017								<0.002	
8/3/2017				<0.002	<0.002	<0.002			<0.002
8/4/2017							<0.002	<0.002	
8/8/2017	<0.002	<0.002	<0.002						
1/19/2018						<0.002			
1/22/2018					<0.002				
1/23/2018								<0.002	<0.002
1/24/2018							<0.002		
1/25/2018	<0.002	<0.002	<0.002	<0.002					
6/20/2018	<0.002	<0.002							
6/21/2018							<0.002		
6/26/2018									<0.002
6/27/2018			<0.002	<0.002	<0.002	<0.002		<0.002	
1/24/2019	<0.002			<0.002	<0.002	<0.002			
1/25/2019		<0.002							
1/30/2019							0.0004 (J)		0.00039 (J)
1/31/2019			0.00048 (J)					0.00042 (J)	
6/25/2019	<0.002			<0.002	<0.002				
6/26/2019		<0.002	<0.002			<0.002		<0.002	
6/27/2019							<0.002		<0.002
9/10/2019	<0.002						<0.002		
9/11/2019			<0.002	<0.002				<0.002	
9/12/2019		<0.002			<0.002	<0.002			<0.002
3/11/2020							<0.002		

ND substitution: RL or RL/2 if <15% NDs.

Time Series

Constituent: Antimony (mg/L) Analysis Run 8/13/2024 11:19 AM

Plant Wansley Client: Southern Company Data: Wansley Landfill

	GWC-22	GWC-23	GWC-24	GWC-25	GWC-26	GWC-27	GWC-30	GWC-31	GWC-32
3/12/2020			<0.002	<0.002		<0.002			
3/13/2020					<0.002				
3/17/2020								<0.002	
3/18/2020	<0.002	<0.002							<0.002
9/9/2020						<0.002			
9/10/2020	<0.002	<0.002					<0.002		
9/11/2020								<0.002	
9/14/2020				<0.002					
9/15/2020			<0.002		<0.002				<0.002
3/15/2021	<0.002								
3/16/2021								<0.002	
3/17/2021				<0.002	<0.002				<0.002
3/18/2021		<0.002	<0.002			<0.002	<0.002		
8/19/2021	<0.002		<0.002	<0.002	<0.002				
8/23/2021		<0.002				<0.002	<0.002		
8/24/2021									<0.002
8/25/2021								<0.002	
3/2/2022							<0.002		
3/8/2022	<0.002			<0.002		0.00064 (J)			
3/9/2022		<0.002			<0.002				<0.002
3/10/2022			<0.002					<0.002	
8/10/2022				<0.002	<0.002	<0.002	<0.002		<0.002
8/16/2022		<0.002						<0.002	
8/17/2022	<0.002								
8/18/2022			<0.002						
2/14/2023	<0.002						<0.002		
2/15/2023									<0.002
2/16/2023			<0.002						
2/20/2023						<0.002			
2/21/2023		<0.002		<0.002	<0.002				
2/22/2023								<0.002	
8/14/2023	<0.002								
8/15/2023		<0.002		<0.002		<0.002			<0.002
8/16/2023			<0.002		<0.002		<0.002	<0.002	
2/14/2024	0.00041 (J)								
2/19/2024		<0.002							
2/20/2024					<0.002	<0.002			<0.002
2/21/2024				<0.002			<0.002	<0.002	
2/22/2024			0.00037 (J)						

ND substitution: RL or RL/2 if <15% NDs.

Time Series

Constituent: Antimony (mg/L) Analysis Run 8/13/2024 11:19 AM

Plant Wansley Client: Southern Company Data: Wansley Landfill

	GWC-33	GWC-34	GWC-35	GWC-5	GWC-6	GWC-7	GWC-8	GWC-9
8/31/2011				<0.002	<0.002			
9/7/2011						<0.002	<0.002	<0.002
9/16/2011	<0.002	<0.002	<0.002					
10/27/2011				<0.002				
10/30/2011	<0.002				<0.002	<0.002	<0.002	<0.002
10/31/2011		<0.002	<0.002					
12/4/2011								<0.002
12/5/2011				<0.002	<0.002	<0.002	<0.002	
12/12/2011		<0.002	<0.002					
12/13/2011	<0.002							
1/19/2012							<0.002	<0.002
1/25/2012				<0.002	<0.002	<0.002		
2/1/2012	<0.002	<0.002	<0.002					
7/16/2012		<0.002	<0.002					
7/17/2012	<0.002							
7/18/2012				<0.002		<0.002	<0.002	<0.002
7/24/2012					<0.002			
1/7/2013						<0.002	<0.002	
1/8/2013					<0.002			<0.002
1/9/2013				<0.002				
1/22/2013		<0.002	<0.002					
1/23/2013	<0.002							
7/2/2013			<0.002					
7/9/2013					<0.002	<0.002	<0.002	<0.002
7/17/2013	<0.002	<0.002		<0.002				
1/14/2014						<0.002	<0.002	<0.002
1/15/2014				<0.002	<0.002			
1/21/2014			<0.002					
1/23/2014	<0.002	<0.002						
6/24/2014						<0.002	<0.002	<0.002
6/25/2014		<0.002	<0.002	<0.002	<0.002			
1/13/2015				<0.002				
1/14/2015		<0.002	<0.002					
1/20/2015	<0.002				<0.002	<0.002	<0.002	<0.002
7/24/2015				<0.002	<0.002			
7/27/2015						<0.002	<0.002	<0.002
7/28/2015			<0.002					
7/29/2015	<0.002	<0.002						
1/20/2016				0.0024 (J)	<0.002			
1/21/2016		<0.002	<0.002					
1/25/2016	<0.002							
1/26/2016						<0.002	<0.002	<0.002
3/23/2016	<0.002							
3/24/2016		<0.002	<0.002					
3/28/2016				<0.002	<0.002			
3/29/2016						<0.002	<0.002	<0.002
5/23/2016		<0.002	<0.002	<0.002				
5/24/2016	<0.002				<0.002	<0.002	<0.002	<0.002
7/21/2016		<0.002	<0.002	<0.002	<0.002			
7/22/2016	<0.002					<0.002		
7/25/2016								<0.002
7/26/2016							<0.002	

ND substitution: RL or RL/2 if <15% NDs.

Time Series

Constituent: Antimony (mg/L) Analysis Run 8/13/2024 11:19 AM

Plant Wansley Client: Southern Company Data: Wansley Landfill

	GWC-33	GWC-34	GWC-35	GWC-5	GWC-6	GWC-7	GWC-8	GWC-9
9/15/2016		<0.002	<0.002	<0.002	<0.002	<0.002		
9/16/2016	<0.002							
9/19/2016							<0.002	<0.002
11/15/2016		<0.002	<0.002	<0.002				
11/16/2016					<0.002	<0.002	<0.002	<0.002
11/17/2016	<0.002							
1/25/2017	<0.002	<0.002						
1/26/2017			<0.002	<0.002	<0.002	<0.002	<0.002	
1/31/2017								<0.002
3/22/2017		<0.002	<0.002	<0.002	<0.002	<0.002		
3/23/2017	<0.002						<0.002	<0.002
5/1/2017	<0.002	<0.002						
5/2/2017			<0.002	<0.002	<0.002	<0.002		<0.002
5/3/2017							<0.002	
8/3/2017		<0.002	<0.002	<0.002	<0.002			
8/4/2017	<0.002					<0.002		
8/7/2017							<0.002	<0.002
1/23/2018	<0.002	<0.002	<0.002	<0.002	<0.002	<0.002		
1/24/2018							<0.002	<0.002
6/19/2018			<0.002					
6/20/2018		<0.002						
6/21/2018							<0.002	<0.002
6/25/2018				<0.002	<0.002	<0.002		
6/26/2018	<0.002							
1/21/2019			<0.002			<0.002		
1/22/2019							<0.002	<0.002
1/28/2019		<0.002						
1/30/2019	0.00055 (J)			0.0004 (J)	0.00039 (J)			
6/25/2019						<0.002	<0.002	<0.002
6/26/2019	<0.002	<0.002	<0.002	<0.002	<0.002			
9/10/2019						<0.002	<0.002	
9/11/2019		<0.002						
9/12/2019	<0.002		<0.002	<0.002	<0.002			
9/16/2019								<0.002
3/11/2020		<0.002	<0.002					
3/12/2020	<0.002					<0.002	<0.002	
3/16/2020				<0.002	<0.002			<0.002
9/9/2020				<0.002				
9/11/2020		<0.002	<0.002		<0.002			<0.002
9/14/2020						<0.002	<0.002	
9/16/2020	<0.002							
3/16/2021		<0.002	<0.002			<0.002	<0.002	<0.002
3/17/2021				<0.002	<0.002			
3/18/2021	<0.002							
8/18/2021			<0.002		<0.002			
8/19/2021				<0.002		<0.002		
8/20/2021							<0.002	
8/24/2021	<0.002	<0.002						
8/25/2021								<0.002
3/2/2022		<0.002	<0.002	<0.002	<0.002	<0.002	<0.002	
3/9/2022	<0.002							<0.002
8/10/2022		<0.002						

ND substitution: RL or RL/2 if <15% NDs.

Time Series

Constituent: Antimony (mg/L) Analysis Run 8/13/2024 11:19 AM

Plant Wansley Client: Southern Company Data: Wansley Landfill

	GWC-33	GWC-34	GWC-35	GWC-5	GWC-6	GWC-7	GWC-8	GWC-9
8/11/2022				<0.002	<0.002	<0.002	<0.002	
8/15/2022	<0.002		<0.002					
8/16/2022								<0.002
2/15/2023							<0.002	<0.002
2/20/2023	<0.002	<0.002	<0.002	<0.002	<0.002			
2/21/2023						<0.002		
8/9/2023						<0.002	<0.002	<0.002
8/14/2023				<0.002	<0.002			
8/15/2023	<0.002							
8/16/2023		<0.002	<0.002					
2/14/2024				<0.002	<0.002			
2/19/2024								<0.002
2/20/2024	<0.002							
2/21/2024						<0.002	<0.002	
2/22/2024		<0.002	<0.002					

ND substitution: RL or RL/2 if <15% NDs.

Time Series

Constituent: Arsenic (mg/L) Analysis Run 8/13/2024 11:19 AM

Plant Wansley Client: Southern Company Data: Wansley Landfill

	GWA-1 (bg)	GWA-2 (bg)	GWA-28 (bg)	GWA-29 (bg)	GWA-3 (bg)	GWA-4 (bg)	GWC-10	GWC-11	GWC-12
8/31/2011					<0.001	<0.001			
9/13/2011								<0.001	<0.001
9/16/2011	<0.001		<0.001						
9/17/2011		<0.001		<0.001					
10/27/2011	<0.001	<0.001				<0.001			
10/28/2011			<0.001	<0.001				<0.001	<0.001
12/4/2011								<0.001	<0.001
12/12/2011			<0.001	<0.001					
12/13/2011	<0.001								
12/14/2011		<0.001				<0.001			
1/24/2012									<0.001
1/25/2012			<0.001						
1/31/2012	<0.001			<0.001					
2/1/2012						<0.001			
2/7/2012		<0.001							
2/9/2012								<0.001	
7/11/2012									<0.001
7/16/2012			<0.001						
7/17/2012				<0.001					
7/18/2012	<0.001							<0.001	
7/23/2012		<0.001				<0.001			
1/8/2013								<0.001	<0.001
1/23/2013		<0.001				<0.001			
1/24/2013	<0.001		<0.001	<0.001					
7/9/2013								<0.001	
7/10/2013									<0.001
7/17/2013	<0.001					<0.001			
7/23/2013			<0.001						
7/24/2013		<0.001		<0.001					
1/15/2014						<0.001		<0.001	
1/21/2014	<0.001								<0.001
1/22/2014		<0.001	<0.001	<0.001					
6/25/2014	<0.001				<0.001	<0.001		<0.001	
7/1/2014		<0.001	<0.001						<0.001
7/8/2014				<0.001 (D)					
1/14/2015	<0.001					<0.001			
1/21/2015			<0.001	<0.001				<0.001	<0.001
1/22/2015		<0.001							
7/21/2015	<0.001		<0.001		<0.001	<0.001			
7/22/2015		<0.001		<0.001					
7/28/2015								<0.001	<0.001
1/19/2016				<0.001 (D)					
1/20/2016		<0.001				<0.001			
1/21/2016	<0.001								
1/22/2016			<0.001						
1/25/2016							<0.001		
1/26/2016								<0.001	<0.001
3/22/2016			<0.001	<0.001					
3/23/2016	<0.001	<0.001				<0.001			
3/29/2016								0.00165 (J)	<0.001
3/30/2016							<0.001		
3/31/2016					<0.001				

ND substitution: RL or RL/2 if <15% NDs.

Time Series

Constituent: Arsenic (mg/L) Analysis Run 8/13/2024 11:19 AM

Plant Wansley Client: Southern Company Data: Wansley Landfill

	GWA-1 (bg)	GWA-2 (bg)	GWA-28 (bg)	GWA-29 (bg)	GWA-3 (bg)	GWA-4 (bg)	GWC-10	GWC-11	GWC-12
5/19/2016				<0.001		<0.001			
5/20/2016	<0.001								
5/23/2016			<0.001						
5/24/2016		<0.001							
5/25/2016					<0.001		<0.001	0.00191 (J)	<0.001
7/21/2016	<0.001			<0.001		0.00062 (J)			
7/22/2016									0.00047 (J)
7/25/2016			<0.001					0.0016	
7/26/2016		<0.001							
7/27/2016					<0.001		<0.001		
9/14/2016						<0.001			
9/15/2016	<0.001		<0.001						<0.001
9/16/2016		<0.001					<0.001		
9/19/2016								0.0021	
11/9/2016			<0.001						
11/10/2016		<0.001				<0.001			
11/11/2016	<0.001								
11/16/2016								0.0012 (J)	<0.001
11/17/2016							<0.001		
1/17/2017			<0.001	<0.001		<0.001			
1/19/2017	<0.001	<0.001							
1/31/2017								0.001 (J)	<0.001
2/1/2017							<0.001		
3/16/2017	<0.001		<0.001			<0.001			
3/17/2017		<0.001							
3/23/2017								0.00076 (J)	<0.001
3/24/2017							<0.001		
4/27/2017			<0.001	0.00064 (J)		<0.001			
4/28/2017	<0.001	<0.001							
5/2/2017								0.0012 (J)	
5/3/2017							<0.001		0.0024 (O)
7/18/2017				<0.001					
8/1/2017			<0.001	<0.001	<0.001				
8/2/2017		<0.001				<0.001			
8/3/2017	<0.001								
8/7/2017								0.0018	<0.001
8/8/2017							<0.001		
10/3/2017					<0.001				
1/19/2018	<0.001	<0.001	<0.001	<0.001					
1/22/2018						0.00068 (J)			
1/24/2018								0.0011 (J)	<0.001
1/25/2018							<0.001		
6/19/2018	<0.001	<0.001	0.00078 (J)	0.00095 (J)		0.0011 (J)			
6/20/2018					0.001 (J)			0.002	
6/21/2018							<0.001		
6/26/2018									<0.001
1/17/2019	<0.001	<0.001				<0.001			
1/18/2019				<0.001	<0.001				
1/21/2019			<0.001						
1/24/2019								0.00065 (J)	
1/25/2019									<0.001
1/31/2019							<0.001		

ND substitution: RL or RL/2 if <15% NDs.

Time Series

Constituent: Arsenic (mg/L) Analysis Run 8/13/2024 11:19 AM

Plant Wansley Client: Southern Company Data: Wansley Landfill

	GWA-1 (bg)	GWA-2 (bg)	GWA-28 (bg)	GWA-29 (bg)	GWA-3 (bg)	GWA-4 (bg)	GWC-10	GWC-11	GWC-12
6/24/2019	0.00054 (J)	0.00043 (J)				0.00032 (J)			
6/25/2019			<0.001	<0.001	<0.001				
6/26/2019							<0.001	0.0015	<0.001
9/9/2019	<0.001								
9/10/2019		<0.001	<0.001	<0.001		<0.001			
9/11/2019					<0.001				0.00036 (J)
9/16/2019								0.0018	
9/17/2019							<0.001		
3/10/2020	<0.001	<0.001	<0.001	<0.001	<0.001	<0.001			
3/16/2020								0.0009 (J)	
3/17/2020							<0.001		
3/18/2020									0.00061 (J)
9/9/2020	<0.001		<0.001	<0.001	<0.001	<0.001			
9/10/2020		<0.001					<0.001	0.0014	<0.001
3/15/2021	<0.001	<0.001	<0.001	<0.001	<0.001	<0.001			
3/16/2021									0.00041 (J)
3/17/2021								0.0012	
3/18/2021							<0.001		
8/16/2021	<0.001		<0.001						
8/18/2021		<0.001		<0.001	<0.001	<0.001			
8/19/2021									<0.001
8/20/2021							<0.001		
8/23/2021								0.0014	
2/28/2022	<0.001								
3/1/2022		<0.001	<0.001		<0.001	<0.001			
3/2/2022				<0.001					
3/7/2022								0.00088 (J)	0.0005 (J)
3/8/2022							<0.001		
8/9/2022	<0.001	<0.001	<0.001	<0.001	<0.001	<0.001			
8/15/2022								0.0013	
8/16/2022							<0.001		<0.001
2/13/2023				<0.001					
2/14/2023	<0.001	<0.001	<0.001		<0.001	<0.001			
2/15/2023							<0.001		<0.001
2/21/2023								<0.001	
8/8/2023				<0.001	<0.001				
8/9/2023	<0.001	<0.001	<0.001			<0.001			
8/10/2023							<0.001		
8/14/2023								0.0013	<0.001
2/13/2024	0.0011								
2/14/2024		<0.001	<0.001	<0.001		<0.001		0.0012	
2/20/2024							<0.001		<0.001

ND substitution: RL or RL/2 if <15% NDs.

Time Series

Constituent: Arsenic (mg/L) Analysis Run 8/13/2024 11:19 AM

Plant Wansley Client: Southern Company Data: Wansley Landfill

	GWC-13	GWC-14	GWC-15	GWC-16	GWC-17	GWC-18	GWC-19	GWC-20	GWC-21
8/30/2011				<0.001	<0.001	<0.001	<0.001		
8/31/2011								<0.001	<0.001
9/13/2011	<0.001	<0.001							
9/16/2011			<0.001						
10/26/2011				<0.001	<0.001	<0.001	<0.001		
10/27/2011		<0.001	<0.001					<0.001	<0.001
10/28/2011	<0.001								
12/3/2011		<0.001	<0.001	<0.001	<0.001	<0.001	<0.001		
12/4/2011	<0.001							<0.001	<0.001
1/24/2012	<0.001	<0.001							
1/25/2012				<0.001	<0.001				
2/8/2012							<0.001	<0.001	<0.001
2/9/2012			<0.001			<0.001			
7/11/2012	<0.001	<0.001	<0.001	<0.001	<0.001	<0.001	<0.001	<0.001	
7/17/2012									<0.001
1/8/2013	<0.001	<0.001	<0.001	<0.001	<0.001	<0.001	<0.001	<0.001	
1/9/2013									<0.001
7/2/2013			<0.001	<0.001					
7/10/2013	<0.001	<0.001							
7/16/2013					<0.001	<0.001	<0.001	<0.001	<0.001
1/14/2014				<0.001	<0.001	<0.001			
1/21/2014	<0.001	<0.001	<0.001				<0.001	<0.001	<0.001
6/24/2014			<0.001			<0.001	<0.001	<0.001	<0.001
6/25/2014				<0.001	<0.001				
7/1/2014	<0.001	<0.001							
1/13/2015				<0.001		<0.001	<0.001	<0.001	<0.001
1/14/2015		<0.001	<0.001		<0.001				
1/21/2015	<0.001								
7/22/2015		<0.001	<0.001	<0.001					
7/23/2015						<0.001	<0.001	<0.001	<0.001
7/28/2015	<0.001				<0.001				
1/26/2016									<0.001
1/27/2016	<0.001	<0.001	<0.001	<0.001	<0.001	<0.001	<0.001	<0.001	
3/29/2016	<0.001								
3/30/2016		<0.001	<0.001	<0.001	<0.001	<0.001	<0.001	<0.001	<0.001
5/25/2016	<0.001	<0.001	<0.001	<0.001	<0.001				
5/26/2016						<0.001	<0.001	<0.001	<0.001
7/25/2016						0.00056 (J)	<0.001	<0.001	
7/26/2016	<0.001	0.00096 (J)	<0.001						<0.001
7/27/2016				<0.001	<0.001				
9/15/2016	<0.001	<0.001							
9/16/2016				<0.001					
9/19/2016					<0.001	<0.001	<0.001		
9/20/2016			<0.001					<0.001	<0.001
11/17/2016	<0.001	<0.001	<0.001	<0.001	<0.001	<0.001	<0.001	<0.001	<0.001
1/31/2017	<0.001								
2/1/2017		<0.001	<0.001	<0.001	<0.001	<0.001			
2/2/2017							<0.001	<0.001	<0.001
3/23/2017	0.00067 (J)	<0.001	<0.001						
3/24/2017				<0.001	<0.001	<0.001	<0.001		
3/28/2017								<0.001	<0.001
5/3/2017	<0.001	<0.001	<0.001	<0.001	<0.001	<0.001	<0.001		

ND substitution: RL or RL/2 if <15% NDs.

Time Series

Constituent: Arsenic (mg/L) Analysis Run 8/13/2024 11:19 AM

Plant Wansley Client: Southern Company Data: Wansley Landfill

	GWC-13	GWC-14	GWC-15	GWC-16	GWC-17	GWC-18	GWC-19	GWC-20	GWC-21
5/4/2017								<0.001	<0.001
8/4/2017	<0.001		<0.001						
8/7/2017		<0.001		<0.001	<0.001	<0.001	<0.001	<0.001	<0.001
1/25/2018	<0.001	<0.001	<0.001	<0.001	<0.001	<0.001	<0.001		
1/26/2018								<0.001	<0.001
6/20/2018	0.0012 (J)	<0.001	<0.001	0.00084 (J)					<0.001
6/21/2018						0.001 (J)	0.0013	0.00049 (J)	
6/26/2018					<0.001				
1/22/2019	<0.001	0.00041 (J)	<0.001						
1/24/2019					<0.001				<0.001
1/25/2019				<0.001					
1/28/2019						<0.001	<0.001	<0.001	
6/25/2019	<0.001	0.00048 (J)	<0.001	<0.001	0.00038 (J)			<0.001	0.00037 (J)
6/26/2019							<0.001		
6/27/2019						<0.001			
9/11/2019				<0.001	<0.001	<0.001		<0.001	0.00047 (J)
9/12/2019	<0.001	<0.001					<0.001		
9/17/2019			<0.001						
3/12/2020	<0.001								
3/16/2020			<0.001						
3/17/2020		0.00031 (J)		<0.001	<0.001	<0.001			
3/18/2020							<0.001	<0.001	<0.001
9/10/2020	<0.001	<0.001	<0.001						
9/11/2020				<0.001					
9/14/2020					<0.001	<0.001			
9/15/2020							<0.001	<0.001	<0.001
3/16/2021					<0.001	<0.001		0.00039 (J)	<0.001
3/17/2021	<0.001	<0.001		<0.001			0.00031 (J)		
3/18/2021			<0.001						
8/19/2021									<0.001
8/20/2021				<0.001	<0.001				
8/23/2021	<0.001	<0.001							
8/24/2021			<0.001			<0.001	<0.001	<0.001	
3/7/2022		<0.001	<0.001					<0.001	<0.001
3/8/2022	<0.001			<0.001	<0.001	<0.001	<0.001		
8/11/2022					<0.001	<0.001	<0.001		
8/15/2022	<0.001								
8/16/2022		<0.001	<0.001	<0.001				<0.001	<0.001
2/17/2023		<0.001							
2/20/2023				<0.001	<0.001	<0.001			
2/21/2023	<0.001		<0.001				<0.001		<0.001
2/22/2023								<0.001	
8/9/2023						<0.001	<0.001	<0.001	<0.001
8/10/2023					<0.001				
8/14/2023		0.00088 (J)	<0.001	<0.001					
8/16/2023	<0.001								
2/19/2024	<0.001	<0.001							<0.001
2/20/2024					<0.001			<0.001	
2/21/2024			<0.001	<0.001		<0.001	<0.001		

Time Series

Constituent: Arsenic (mg/L) Analysis Run 8/13/2024 11:19 AM

Plant Wansley Client: Southern Company Data: Wansley Landfill

	GWC-22	GWC-23	GWC-24	GWC-25	GWC-26	GWC-27	GWC-30	GWC-31	GWC-32
9/15/2011	<0.001						<0.001		<0.001
9/16/2011		<0.001							
9/17/2011				<0.001	<0.001	<0.001		<0.001	
10/28/2011							<0.001		
10/29/2011	<0.001	<0.001			<0.001	<0.001			
10/31/2011				<0.001				<0.001	<0.001
12/13/2011	<0.001	<0.001					<0.001		<0.001
12/14/2011				<0.001	<0.001	<0.001			
1/25/2012	<0.001					<0.001			
1/31/2012		<0.001							
2/1/2012									<0.001
2/7/2012				<0.001	<0.001			<0.001	
2/8/2012							<0.001		
7/17/2012				<0.001	<0.001	<0.001			<0.001
7/18/2012	<0.001	<0.001					<0.001		
1/22/2013	<0.001	<0.001							
1/23/2013								<0.001	<0.001
1/24/2013					<0.001	<0.001	<0.001		
7/16/2013	<0.001								
7/23/2013		<0.001							
7/24/2013				<0.001	<0.001	<0.001	<0.001		<0.001
1/21/2014	<0.001								
1/22/2014		<0.001							
1/23/2014				<0.001	<0.001	<0.001	<0.001	<0.001	<0.001
6/25/2014	<0.001								
7/1/2014		<0.001					<0.001	<0.001	<0.001
7/8/2014			<0.001	<0.001	<0.001	<0.001			
1/14/2015	<0.001								
1/20/2015							<0.001		<0.001
1/21/2015				<0.001	<0.001	<0.001		<0.001	
1/22/2015		<0.001							
7/23/2015	<0.001								
7/29/2015		<0.001							
7/30/2015				<0.001		<0.001	<0.001		<0.001
7/31/2015			<0.001		<0.001				
1/19/2016							<0.001		
1/20/2016			<0.001						
1/21/2016		<0.001		<0.001					
1/22/2016						<0.001			
1/25/2016					<0.001			<0.001	<0.001
1/26/2016	<0.001								
3/23/2016						<0.001	<0.001		<0.001
3/24/2016					<0.001				
3/28/2016				<0.001					
3/29/2016		<0.001							
3/30/2016			<0.001					<0.001	
3/31/2016	<0.001								
5/20/2016							<0.001		
5/24/2016						<0.001			<0.001
5/25/2016		<0.001	<0.001	<0.001	<0.001			<0.001	
5/26/2016	<0.001								
7/21/2016							<0.001		

ND substitution: RL or RL/2 if <15% NDs.

Time Series

Constituent: Arsenic (mg/L) Analysis Run 8/13/2024 11:19 AM

Plant Wansley Client: Southern Company Data: Wansley Landfill

	GWC-22	GWC-23	GWC-24	GWC-25	GWC-26	GWC-27	GWC-30	GWC-31	GWC-32
7/22/2016									<0.001
7/26/2016	<0.001				<0.001	<0.001			
7/27/2016		<0.001	<0.001	<0.001				0.00055 (J)	
9/16/2016			<0.001						<0.001
9/19/2016				<0.001	<0.001	<0.001			
9/20/2016	<0.001	<0.001					<0.001		
11/11/2016						<0.001			
11/14/2016					<0.001		<0.001		
11/15/2016				<0.001					<0.001
11/17/2016	<0.001								
11/18/2016		<0.001	0.00055 (J)						
1/19/2017					<0.001				
1/20/2017						<0.001			
1/24/2017				0.00061 (J)			<0.001		
1/25/2017								<0.001	
1/26/2017									<0.001
2/3/2017	<0.001	<0.001	<0.001						
3/16/2017					<0.001	<0.001			
3/17/2017							<0.001		
3/23/2017				<0.001				<0.001	
3/24/2017									<0.001
3/28/2017	<0.001	<0.001							
3/29/2017			<0.001						
4/28/2017						<0.001			
5/1/2017					<0.001		<0.001		
5/2/2017				0.00085 (J)				<0.001	<0.001
5/3/2017	<0.001								
5/4/2017		<0.001	<0.001						
7/19/2017								0.00055 (J)	
8/3/2017				<0.001	<0.001	<0.001			<0.001
8/4/2017							<0.001	<0.001	
8/8/2017	<0.001	<0.001	<0.001						
1/19/2018						<0.001			
1/22/2018					0.00054 (J)				
1/23/2018								0.0012 (J)	0.00078 (J)
1/24/2018							<0.001		
1/25/2018	<0.001	<0.001	<0.001	<0.001					
6/20/2018	0.00073 (J)	0.00086 (J)							
6/21/2018							<0.001		
6/26/2018									<0.001
6/27/2018			<0.001	<0.001	<0.001	<0.001		<0.001	
1/24/2019	<0.001			<0.001	<0.001	<0.001			
1/25/2019		<0.001							
1/30/2019							<0.001		<0.001
1/31/2019			<0.001					<0.001	
6/25/2019	<0.001			<0.001	<0.001				
6/26/2019		<0.001	<0.001			<0.001		<0.001	
6/27/2019							<0.001		<0.001
9/10/2019	<0.001						<0.001		
9/11/2019			<0.001	0.00041 (J)				0.00032 (J)	
9/12/2019		<0.001			<0.001	<0.001			0.00034 (J)
3/11/2020							<0.001		

ND substitution: RL or RL/2 if <15% NDs.

Time Series

Constituent: Arsenic (mg/L) Analysis Run 8/13/2024 11:19 AM

Plant Wansley Client: Southern Company Data: Wansley Landfill

	GWC-22	GWC-23	GWC-24	GWC-25	GWC-26	GWC-27	GWC-30	GWC-31	GWC-32
3/12/2020			<0.001	<0.001		<0.001			
3/13/2020					<0.001				
3/17/2020								<0.001	
3/18/2020	0.00058 (J)	<0.001							<0.001
9/9/2020						<0.001			
9/10/2020	<0.001	<0.001					<0.001		
9/11/2020								<0.001	
9/14/2020				<0.001					
9/15/2020			<0.001		<0.001				<0.001
3/15/2021	<0.001								
3/16/2021								<0.001	
3/17/2021				<0.001	<0.001				<0.001
3/18/2021		0.00038 (J)	<0.001			<0.001	<0.001		
8/19/2021	<0.001		<0.001	<0.001	<0.001				
8/23/2021		<0.001				<0.001	<0.001		
8/24/2021									<0.001
8/25/2021								<0.001	
3/2/2022							<0.001		
3/8/2022	<0.001			<0.001		<0.001			
3/9/2022		<0.001			<0.001				<0.001
3/10/2022			<0.001					<0.001	
8/10/2022				<0.001	<0.001	<0.001	<0.001		<0.001
8/16/2022		<0.001						<0.001	
8/17/2022	<0.001								
8/18/2022			<0.001						
2/14/2023	<0.001						<0.001		
2/15/2023									<0.001
2/16/2023			<0.001						
2/20/2023						<0.001			
2/21/2023		<0.001		<0.001	<0.001				
2/22/2023								<0.001	
8/14/2023	<0.001								
8/15/2023		<0.001		<0.001		<0.001			<0.001
8/16/2023			<0.001		<0.001		<0.001	<0.001	
2/14/2024	<0.001								
2/19/2024		<0.001							
2/20/2024					<0.001	<0.001			<0.001
2/21/2024				<0.001			<0.001	<0.001	
2/22/2024			<0.001						

ND substitution: RL or RL/2 if <15% NDs.

Time Series

Constituent: Arsenic (mg/L) Analysis Run 8/13/2024 11:19 AM

Plant Wansley Client: Southern Company Data: Wansley Landfill

	GWC-33	GWC-34	GWC-35	GWC-5	GWC-6	GWC-7	GWC-8	GWC-9
8/31/2011				<0.001	<0.001			
9/7/2011						<0.001	<0.001	<0.001
9/16/2011	<0.001	<0.001	<0.001					
10/27/2011				<0.001				
10/30/2011	<0.001				<0.001	<0.001	<0.001	<0.001
10/31/2011		<0.001	<0.001					
12/4/2011								<0.001
12/5/2011				<0.001	<0.001	<0.001	<0.001	
12/12/2011		<0.001	<0.001					
12/13/2011	<0.001							
1/19/2012							<0.001	<0.001
1/25/2012				<0.001	<0.001	<0.001		
2/1/2012	<0.001	<0.001	<0.001					
7/16/2012		<0.001	<0.001					
7/17/2012	<0.001							
7/18/2012				<0.001		<0.001	<0.001	<0.001
7/24/2012					<0.001			
1/7/2013						<0.001	<0.001	
1/8/2013					<0.001			<0.001
1/9/2013				<0.001				
1/22/2013		<0.001	<0.001					
1/23/2013	<0.001							
7/2/2013			<0.001					
7/9/2013					<0.001	<0.001	<0.001	<0.001
7/17/2013	<0.001	<0.001		<0.001				
1/14/2014						<0.001	<0.001	<0.001
1/15/2014				<0.001	<0.001			
1/21/2014			<0.001					
1/23/2014	<0.001	<0.001						
6/24/2014						<0.001	<0.001	<0.001
6/25/2014		<0.001	<0.001	<0.001	<0.001			
1/13/2015				<0.001				
1/14/2015		<0.001	<0.001					
1/20/2015	<0.001				<0.001	<0.001	<0.001	<0.001
7/24/2015				<0.001	<0.001			
7/27/2015						<0.001	<0.001	<0.001
7/28/2015			<0.001					
7/29/2015	<0.001	<0.001						
1/20/2016				<0.001	<0.001			
1/21/2016		<0.001	<0.001					
1/25/2016	<0.001							
1/26/2016						<0.001	<0.001	<0.001
3/23/2016	<0.001							
3/24/2016		<0.001	<0.001					
3/28/2016				<0.001	<0.001			
3/29/2016						<0.001	<0.001	<0.001
5/23/2016		<0.001	<0.001	<0.001				
5/24/2016	<0.001				<0.001	<0.001	<0.001	<0.001
7/21/2016		<0.001	<0.001	<0.001	<0.001			
7/22/2016	<0.001					0.00049 (J)		
7/25/2016								0.00046 (J)
7/26/2016							<0.001	

ND substitution: RL or RL/2 if <15% NDs.

Time Series

Constituent: Arsenic (mg/L) Analysis Run 8/13/2024 11:19 AM

Plant Wansley Client: Southern Company Data: Wansley Landfill

	GWC-33	GWC-34	GWC-35	GWC-5	GWC-6	GWC-7	GWC-8	GWC-9
9/15/2016		<0.001	<0.001	<0.001	<0.001	<0.001		
9/16/2016	<0.001							
9/19/2016							<0.001	<0.001
11/15/2016		<0.001	<0.001	<0.001				
11/16/2016					<0.001	<0.001	<0.001	<0.001
11/17/2016	<0.001							
1/25/2017	<0.001	<0.001						
1/26/2017			<0.001	<0.001	<0.001	<0.001	<0.001	
1/31/2017								0.0011 (J)
3/22/2017		<0.001	<0.001	<0.001	<0.001	<0.001		
3/23/2017	<0.001						<0.001	0.00076 (J)
5/1/2017	<0.001	<0.001						
5/2/2017			<0.001	<0.001	<0.001	<0.001		<0.001
5/3/2017							<0.001	
8/3/2017		<0.001	<0.001	<0.001	<0.001			
8/4/2017	<0.001					<0.001		
8/7/2017							<0.001	0.00052 (J)
1/23/2018	0.0013	0.0012 (J)	0.001 (J)	0.0014	0.00075 (J)	0.0012 (J)		
1/24/2018							<0.001	<0.001
6/19/2018			<0.001					
6/20/2018		0.001 (J)						
6/21/2018							0.00052 (J)	0.00095 (J)
6/25/2018				<0.001	<0.001	<0.001		
6/26/2018	<0.001							
1/21/2019			<0.001			<0.001		
1/22/2019							<0.001	0.00059 (J)
1/28/2019		<0.001						
1/30/2019	<0.001			<0.001	<0.001			
6/25/2019						0.00035 (J)	0.00045 (J)	0.00086 (J)
6/26/2019	<0.001	<0.001	<0.001	<0.001	<0.001			
9/10/2019						<0.001	0.00043 (J)	
9/11/2019		<0.001						
9/12/2019	<0.001		<0.001	<0.001	<0.001			
9/16/2019								0.00069 (J)
3/11/2020		<0.001	<0.001					
3/12/2020	<0.001					<0.001	0.00049 (J)	
3/16/2020				<0.001	<0.001			0.00065 (J)
9/9/2020				<0.001				
9/11/2020		<0.001	<0.001		<0.001			0.0008 (J)
9/14/2020						<0.001	<0.001	
9/16/2020	<0.001							
3/16/2021		<0.001	<0.001			<0.001	<0.001	<0.001
3/17/2021				<0.001	<0.001			
3/18/2021	<0.001							
8/18/2021			<0.001		<0.001			
8/19/2021				<0.001		<0.001		
8/20/2021							<0.001	
8/24/2021	<0.001	<0.001						
8/25/2021								0.00045 (J)
3/2/2022		<0.001	<0.001	<0.001	<0.001	<0.001	<0.001	
3/9/2022	<0.001							<0.001
8/10/2022		<0.001						

ND substitution: RL or RL/2 if <15% NDs.

Time Series

Constituent: Arsenic (mg/L) Analysis Run 8/13/2024 11:19 AM

Plant Wansley Client: Southern Company Data: Wansley Landfill

	GWC-33	GWC-34	GWC-35	GWC-5	GWC-6	GWC-7	GWC-8	GWC-9
8/11/2022				<0.001	<0.001	<0.001	<0.001	
8/15/2022	<0.001		<0.001					
8/16/2022								0.00092 (J)
2/15/2023							<0.001	<0.001
2/20/2023	<0.001	<0.001	<0.001	<0.001	<0.001			
2/21/2023						<0.001		
8/9/2023						<0.001	<0.001	<0.001
8/14/2023				<0.001	<0.001			
8/15/2023	<0.001							
8/16/2023		<0.001	<0.001					
2/14/2024				<0.001	<0.001			
2/19/2024								<0.001
2/20/2024	<0.001							
2/21/2024						<0.001	<0.001	
2/22/2024		<0.001	<0.001					

ND substitution: RL or RL/2 if <15% NDs.

Time Series

Constituent: Barium (mg/L) Analysis Run 8/13/2024 11:19 AM

Plant Wansley Client: Southern Company Data: Wansley Landfill

	GWA-1 (bg)	GWA-2 (bg)	GWA-28 (bg)	GWA-29 (bg)	GWA-3 (bg)	GWA-4 (bg)	GWC-10	GWC-11	GWC-12
8/31/2011					0.1	0.092			
9/13/2011								0.2	0.013
9/16/2011	0.013		0.0022						
9/17/2011		0.011		0.0016					
10/27/2011	0.012	0.013				0.061			
10/28/2011			0.0016	0.0015				0.27	0.0092
12/4/2011								0.22	0.0089
12/12/2011			0.0018	0.0013					
12/13/2011	0.012								
12/14/2011		0.01				0.1			
1/24/2012									0.0099
1/25/2012			<0.01						
1/31/2012	0.011			<0.01					
2/1/2012						0.087			
2/7/2012		0.014							
2/9/2012								0.19	
7/11/2012									0.0099
7/16/2012			0.0011						
7/17/2012				0.0016					
7/18/2012	0.012							0.36	
7/23/2012		0.014				0.13			
1/8/2013								0.2	0.012
1/23/2013		0.02				0.11			
1/24/2013	0.012		<0.01	0.0013					
7/9/2013								0.26	
7/10/2013									0.014
7/17/2013	0.0097					0.087			
7/23/2013			<0.01						
7/24/2013		0.016		0.0022					
1/15/2014						0.081		0.21	
1/21/2014	0.0096								0.014
1/22/2014		0.017	0.0013	0.0012 (J)					
6/25/2014	0.0094				0.048	0.081		0.44	
7/1/2014		0.015	0.0012 (J)						0.014
7/8/2014				0.0013 (D)					
1/14/2015	0.0095					0.13			
1/21/2015			0.00042 (J)	0.0015				0.31	0.016
1/22/2015		0.019							
7/21/2015	0.0099		0.00055 (J)		0.036	0.11			
7/22/2015		0.014		0.0014					
7/28/2015								0.38	0.013
1/19/2016				0.00092 (JD)					
1/20/2016		0.016				0.086			
1/21/2016	0.011								
1/22/2016			0.00037 (J)						
1/25/2016							0.014		
1/26/2016								0.15	0.014
3/22/2016			<0.01	<0.01					
3/23/2016	0.00968 (J)	0.00773 (J)				0.112			
3/29/2016								0.372	0.0179
3/30/2016							0.0127		
3/31/2016					0.027				

ND substitution: RL or RL/2 if <15% NDs.

Time Series

Constituent: Barium (mg/L) Analysis Run 8/13/2024 11:19 AM

Plant Wansley Client: Southern Company Data: Wansley Landfill

	GWA-1 (bg)	GWA-2 (bg)	GWA-28 (bg)	GWA-29 (bg)	GWA-3 (bg)	GWA-4 (bg)	GWC-10	GWC-11	GWC-12
5/19/2016				0.00265 (J)		0.11			
5/20/2016	0.0096 (J)								
5/23/2016			<0.01						
5/24/2016		0.00761 (J)							
5/25/2016					0.027		0.014	0.396	0.0173
7/21/2016	0.0087			0.0038		0.14			
7/22/2016									0.017
7/25/2016			0.001 (J)					0.25	
7/26/2016		0.0078							
7/27/2016					0.029		0.03		
9/14/2016						0.15			
9/15/2016	0.0086		0.00092 (J)						0.017
9/16/2016		0.017					0.017		
9/19/2016								0.33	
11/9/2016			0.0016 (J)						
11/10/2016		0.016				0.17			
11/11/2016	0.0095								
11/16/2016								0.29	0.018
11/17/2016							0.028		
1/17/2017			<0.01	0.0011 (J)		0.18			
1/19/2017	0.0087	0.02							
1/31/2017								0.19	0.022
2/1/2017							0.023		
3/16/2017	0.01		0.00055 (J)			0.15			
3/17/2017		0.016							
3/23/2017								0.24	0.019
3/24/2017							0.012		
4/27/2017			<0.01	0.00097 (J)		0.13			
4/28/2017	0.0091	0.016							
5/2/2017								0.34	
5/3/2017							0.024		0.02
7/18/2017				0.0016 (J)					
8/1/2017			0.00059 (J)	0.0011 (J)	0.03				
8/2/2017		0.014				0.15			
8/3/2017	0.0099								
8/7/2017								0.4	0.021
8/8/2017							0.014		
10/3/2017					0.038				
1/19/2018	0.0089	0.014	<0.01	0.00076 (J)					
1/22/2018						0.15			
1/24/2018								0.27	0.022
1/25/2018							0.025		
6/19/2018	0.012	0.015	<0.01	0.00078 (J)		0.13			
6/20/2018					0.029			0.31	
6/21/2018							0.023		
6/26/2018									0.021
1/17/2019	0.01	0.01				0.12			
1/18/2019				0.0007 (J)	0.033				
1/21/2019			0.00088						
1/24/2019								0.09	
1/25/2019									0.024
1/31/2019							0.025		

Time Series

Constituent: Barium (mg/L) Analysis Run 8/13/2024 11:19 AM

Plant Wansley Client: Southern Company Data: Wansley Landfill

	GWA-1 (bg)	GWA-2 (bg)	GWA-28 (bg)	GWA-29 (bg)	GWA-3 (bg)	GWA-4 (bg)	GWC-10	GWC-11	GWC-12
6/24/2019	0.0096 (J)	0.011				0.12			
6/25/2019			<0.01	<0.01	0.082				
6/26/2019							0.02	0.26	0.02
9/9/2019	0.012								
9/10/2019		0.015	0.0022 (J)	0.0033 (J)		0.16			
9/11/2019					0.094				0.022
9/16/2019								0.35	
9/17/2019							0.026		
3/10/2020	0.01	0.01	0.0018 (J)	<0.01	0.079	0.14			
3/16/2020								0.066	
3/17/2020							0.025		
3/18/2020									0.023
9/9/2020	0.01		<0.01	<0.01	0.088	0.12			
9/10/2020		0.012					0.029	0.27	0.025
3/15/2021	0.01	0.011	<0.01	<0.01	0.1	0.13			
3/16/2021									0.026
3/17/2021								0.26	
3/18/2021							0.013		
8/16/2021	0.01		<0.01						
8/18/2021		0.014		<0.01	0.092	0.12			
8/19/2021									0.023
8/20/2021							0.017		
8/23/2021								0.23	
2/28/2022	0.01								
3/1/2022		0.012	<0.01		0.078	0.12			
3/2/2022				<0.01					
3/7/2022								0.16	0.025
3/8/2022							0.013		
8/9/2022	0.012	0.015	<0.01	0.0011 (J)	0.098	0.12			
8/15/2022								0.22	
8/16/2022							0.011		0.025
2/13/2023				<0.01					
2/14/2023	0.011	0.011	0.001 (J)		0.075	0.12			
2/15/2023							0.017		0.029
2/21/2023								0.076	
8/8/2023				0.00089 (J)	0.11				
8/9/2023	0.011	0.014	0.01			0.14			
8/10/2023							0.017		
8/14/2023								0.19	0.025
2/13/2024	0.012								
2/14/2024		0.014	<0.01	<0.01		0.19		0.16	
2/20/2024							0.018		0.027

ND substitution: RL or RL/2 if <15% NDs.

Time Series

Constituent: Barium (mg/L) Analysis Run 8/13/2024 11:19 AM

Plant Wansley Client: Southern Company Data: Wansley Landfill

	GWC-13	GWC-14	GWC-15	GWC-16	GWC-17	GWC-18	GWC-19	GWC-20	GWC-21
8/30/2011				0.018	0.021	0.033	0.037		
8/31/2011								0.038	0.015
9/13/2011	0.0043	0.01							
9/16/2011			0.0061						
10/26/2011				0.017	0.014	0.028	0.037		
10/27/2011		0.019	0.0068					0.034	0.01
10/28/2011	0.0041								
12/3/2011		0.011	0.0067	0.018	0.015	0.03	0.037		
12/4/2011	0.0037							0.033	0.011
1/24/2012	0.0042	0.015							
1/25/2012				0.017	0.014				
2/8/2012							0.048	0.037	0.013
2/9/2012			0.0066			0.029			
7/11/2012	0.0038	0.01	0.0064	0.017	0.015	0.03	0.035	0.035	
7/17/2012									0.013
1/8/2013	0.0034	0.013	0.0075	0.019	0.017	0.036	0.059	0.034	
1/9/2013									0.013
7/2/2013			0.011	0.017					
7/10/2013	0.0035	0.014							
7/16/2013					0.013	0.034	0.069	0.034	0.023
1/14/2014				0.017	0.015	0.037			
1/21/2014	0.0037	<0.0013	0.012				0.075	0.035	0.026
6/24/2014			0.0094			0.032	<0.0013	0.034	0.027
6/25/2014				0.017	0.016				
7/1/2014	0.0035	0.014							
1/13/2015				0.017		0.034	0.076	0.031	0.024
1/14/2015		0.033	0.01		0.017				
1/21/2015	0.0031								
7/22/2015		0.072	0.0084	0.017					
7/23/2015						0.03	0.05	0.036	0.024
7/28/2015	0.0039				0.016				
1/26/2016									0.026
1/27/2016	0.0026	0.083	0.012	0.016	0.016	0.032	0.092	0.03	
3/29/2016	0.00337 (J)								
3/30/2016		0.0943	0.0136	0.0174	0.0178	0.0349	0.0986	0.0344	0.0293
5/25/2016	0.0028 (J)	0.117	0.00957 (J)	0.0173	0.0169				
5/26/2016						0.0323	0.0687	0.0336	0.0237
7/25/2016						0.031	0.047	0.03	
7/26/2016	0.0023 (J)	0.11	0.0068						0.016
7/27/2016				0.016	0.016				
9/15/2016	0.0026	0.16							
9/16/2016				0.016					
9/19/2016					0.016	0.028	0.039		
9/20/2016			0.007					0.035	0.014
11/17/2016	0.0027	0.27	0.0072	0.017	0.017	0.033	0.046	0.034	0.012
1/31/2017	0.0029								
2/1/2017		0.088	0.009	0.018	0.017	0.037			
2/2/2017							0.085	0.035	0.014
3/23/2017	0.0032	0.11	0.011						
3/24/2017				0.017	0.016	0.037	0.079		
3/28/2017								0.031	0.021
5/3/2017	0.0028	0.1	0.0092	0.017	0.016	0.034	0.1		

ND substitution: RL or RL/2 if <15% NDs.

Time Series

Constituent: Barium (mg/L) Analysis Run 8/13/2024 11:19 AM

Plant Wansley Client: Southern Company Data: Wansley Landfill

	GWC-13	GWC-14	GWC-15	GWC-16	GWC-17	GWC-18	GWC-19	GWC-20	GWC-21
5/4/2017								0.035	0.02
8/4/2017	0.0032		0.01						
8/7/2017		0.23		0.017	0.017	0.035	0.06	0.033	0.027
1/25/2018	0.0037	0.1	0.01	0.016	0.015	0.033	0.094		
1/26/2018								0.038	0.032
6/20/2018	0.0035	0.25	0.011	0.017					0.033
6/21/2018						0.033	0.09	0.031	
6/26/2018					0.017				
1/22/2019	0.0029	0.15	0.012						
1/24/2019					0.016				0.046
1/25/2019				0.019					
1/28/2019						0.037	0.12	0.033	
6/25/2019	0.0069 (J)	0.16	0.0096 (J)	0.018	0.017			0.034	0.046
6/26/2019							0.077		
6/27/2019						0.035			
9/11/2019				0.02	0.018	0.04		0.035	0.028
9/12/2019	0.0054 (J)	0.32					0.058		
9/17/2019			0.0072 (J)						
3/12/2020	0.0026 (J)								
3/16/2020			0.012						
3/17/2020		0.23		0.019	0.017	0.039			
3/18/2020							0.13	0.031	0.056
9/10/2020	0.0041 (J)	0.24	0.0076 (J)						
9/11/2020				0.018					
9/14/2020					0.016	0.041			
9/15/2020							0.067	0.035	0.045
3/16/2021					0.015	0.038		0.032	0.061
3/17/2021	0.0039 (J)	0.26		0.017			0.12		
3/18/2021			0.011						
8/19/2021									0.062
8/20/2021				0.018	0.016				
8/23/2021	0.0031 (J)	0.17							
8/24/2021			0.0075 (J)			0.04	0.07	0.032	
3/7/2022		0.23	0.011					0.032	0.063
3/8/2022	0.0034 (J)			0.018	0.016	0.04	0.12		
8/11/2022					0.017	0.036	0.054		
8/15/2022	0.0042 (J)								
8/16/2022		0.24	0.0076 (J)	0.018				0.031	0.042
2/17/2023		0.17							
2/20/2023				0.018	0.025	0.043			
2/21/2023	0.0033 (J)		0.011				0.15		0.052
2/22/2023								0.032	
8/9/2023						0.045	0.062	0.035	0.052
8/10/2023					0.019				
8/14/2023		0.14	0.0079 (J)	0.018					
8/16/2023	0.0041 (J)								
2/19/2024	0.0078 (J)	0.23							0.049
2/20/2024					0.027			0.037	
2/21/2024			0.0095 (J)	0.02		0.045	0.15		

Time Series

Constituent: Barium (mg/L) Analysis Run 8/13/2024 11:19 AM

Plant Wansley Client: Southern Company Data: Wansley Landfill

	GWC-22	GWC-23	GWC-24	GWC-25	GWC-26	GWC-27	GWC-30	GWC-31	GWC-32
9/15/2011	0.025						0.0074		0.0043
9/16/2011		0.011							
9/17/2011				0.016	0.038	0.02		0.01	
10/28/2011							0.0074		
10/29/2011	0.024	0.0075			0.036	0.015			
10/31/2011				0.013				0.0068	0.0035
12/13/2011	0.027	0.011					0.0075		0.0036
12/14/2011				0.018	0.035	0.016			
1/25/2012	0.029					0.016			
1/31/2012		0.009							
2/1/2012									0.0037
2/7/2012				0.033	0.04			0.0016	
2/8/2012							0.0075		
7/17/2012				0.025	0.033	0.0057			0.0038
7/18/2012	0.027	0.0076					0.0068		
1/22/2013	0.029	0.0078							
1/23/2013								0.0038	0.003
1/24/2013					0.034	0.0062	0.0083		
7/16/2013	0.025								
7/23/2013		0.0075							
7/24/2013				0.043	0.036	0.01	0.006		0.0019
1/21/2014	0.027								
1/22/2014		0.004							
1/23/2014				0.025	0.031	0.013	0.0051	0.0045	0.0012 (J)
6/25/2014	0.025								
7/1/2014		0.0066					0.0061	0.0048	0.0014
7/8/2014			0.022	0.046	0.031	0.014			
1/14/2015	0.025								
1/20/2015							0.0061		0.0012 (J)
1/21/2015				0.023	0.031	0.015		0.0022	
1/22/2015		0.0067							
7/23/2015	0.025								
7/29/2015		0.0064							
7/30/2015				0.022		0.0092	0.0059		0.0011 (J)
7/31/2015			0.02		0.017				
1/19/2016							0.0075		
1/20/2016			0.026						
1/21/2016		0.0055		0.028					
1/22/2016						0.0063			
1/25/2016					0.03			0.002	0.001 (J)
1/26/2016	0.023								
3/23/2016						0.0107	0.00731 (J)		<0.01
3/24/2016					0.0362				
3/28/2016				0.0383					
3/29/2016		0.0114							
3/30/2016			0.00874 (J)					0.00491 (J)	
3/31/2016	0.0249								
5/20/2016							0.00703 (J)		
5/24/2016						0.00672 (J)			<0.01
5/25/2016		0.00579 (J)	0.00545 (J)	0.0439	0.0348			0.00502 (J)	
5/26/2016	0.0235								
7/21/2016							0.0067		

ND substitution: RL or RL/2 if <15% NDs.

Time Series

Constituent: Barium (mg/L) Analysis Run 8/13/2024 11:19 AM

Plant Wansley Client: Southern Company Data: Wansley Landfill

	GWC-22	GWC-23	GWC-24	GWC-25	GWC-26	GWC-27	GWC-30	GWC-31	GWC-32
7/22/2016									0.0014 (J)
7/26/2016	0.021				0.028	0.0085			
7/27/2016		0.0043	0.0047	0.037				0.0033	
9/16/2016			0.018						0.0018 (J)
9/19/2016				0.041	0.029	0.008			
9/20/2016	0.026	0.0056					0.007		
11/11/2016						0.017			
11/14/2016					0.036		0.007		
11/15/2016				0.033					0.0014 (J)
11/17/2016	0.025								
11/18/2016		0.0043	0.022						
1/19/2017					0.034				
1/20/2017						0.013			
1/24/2017				0.04			0.0075		
1/25/2017								0.0051	
1/26/2017									0.003
2/3/2017	0.027	0.005	0.02						
3/16/2017					0.035	0.0096			
3/17/2017							0.0071		
3/23/2017				0.032				0.0024 (J)	
3/24/2017									0.0021 (J)
3/28/2017	0.024	0.0041							
3/29/2017			0.02						
4/28/2017						0.0097			
5/1/2017					0.03		0.0057		
5/2/2017				0.041				0.0026	0.0025
5/3/2017	0.025								
5/4/2017		0.0063	0.023						
7/19/2017								0.004	
8/3/2017				0.012	0.032	0.015			<0.01 (*)
8/4/2017							0.0072	0.0033	
8/8/2017	0.025	0.006	0.026						
1/19/2018						0.013			
1/22/2018					0.031				
1/23/2018								0.0025	0.0027
1/24/2018							0.0084		
1/25/2018	0.027	0.0048	0.021	0.036					
6/20/2018	0.026	0.0047							
6/21/2018							0.011		
6/26/2018									0.0014 (J)
6/27/2018			0.011	0.036	0.033	0.015		0.0016 (J)	
1/24/2019	0.026			0.03	0.036	0.009			
1/25/2019		0.0069							
1/30/2019							0.013		0.0017 (J)
1/31/2019			0.011					0.0016 (J)	
6/25/2019	0.026			0.032	0.038				
6/26/2019		0.0041 (J)	0.0093 (J)			0.017		<0.01	
6/27/2019							0.0071 (J)		<0.01
9/10/2019	0.027						0.0098 (J)		
9/11/2019			0.02	0.056				0.0055 (J)	
9/12/2019		0.0053 (J)			0.039	0.012			0.002 (J)
3/11/2020							0.0081 (J)		

ND substitution: RL or RL/2 if <15% NDs.

Time Series

Constituent: Barium (mg/L) Analysis Run 8/13/2024 11:19 AM

Plant Wansley Client: Southern Company Data: Wansley Landfill

	GWC-22	GWC-23	GWC-24	GWC-25	GWC-26	GWC-27	GWC-30	GWC-31	GWC-32
3/12/2020			0.0082 (J)	0.03		0.008 (J)			
3/13/2020					0.035				
3/17/2020								0.002 (J)	
3/18/2020	0.025	0.0055 (J)							<0.01
9/9/2020						0.015			
9/10/2020	0.024	0.0059 (J)					0.0076 (J)		
9/11/2020								0.002 (J)	
9/14/2020				0.04					
9/15/2020			0.011		0.037				<0.01
3/15/2021	0.025								
3/16/2021								0.0022 (J)	
3/17/2021				0.029	0.035				0.0031 (J)
3/18/2021		0.005 (J)	0.0099 (J)			0.016	0.0083 (J)		
8/19/2021	0.024		0.013	0.03	0.036				
8/23/2021		0.0053 (J)				0.01	0.0076 (J)		
8/24/2021									<0.01
8/25/2021								0.0029 (J)	
3/2/2022							0.0072 (J)		
3/8/2022	0.026			0.023		0.015			
3/9/2022		0.0041 (J)			0.037				<0.01
3/10/2022			0.0095 (J)					<0.01	
8/10/2022				0.031	0.037	0.017	0.0076 (J)		0.0011 (J)
8/16/2022		0.0049 (J)						0.0013 (J)	
8/17/2022	0.022								
8/18/2022			0.014						
2/14/2023	0.024						0.0069 (J)		
2/15/2023									<0.01
2/16/2023			0.013						
2/20/2023						0.0098 (J)			
2/21/2023		0.005 (J)		0.026	0.037				
2/22/2023								0.003 (J)	
8/14/2023	0.024								
8/15/2023		0.0047 (J)		0.034		0.014			<0.01
8/16/2023			0.011		0.035		0.007 (J)	0.0044 (J)	
2/14/2024	0.027								
2/19/2024		0.0047 (J)							
2/20/2024					0.038	0.013			<0.01
2/21/2024				0.026			0.0089 (J)	0.0013 (J)	
2/22/2024			0.022						

ND substitution: RL or RL/2 if <15% NDs.

Time Series

Constituent: Barium (mg/L) Analysis Run 8/13/2024 11:19 AM

Plant Wansley Client: Southern Company Data: Wansley Landfill

	GWC-33	GWC-34	GWC-35	GWC-5	GWC-6	GWC-7	GWC-8	GWC-9
8/31/2011				0.024	0.064			
9/7/2011						0.06	0.088	0.13
9/16/2011	0.0049	0.01	0.019					
10/27/2011				0.026				
10/30/2011	0.0085				0.06	0.053	0.092	0.02
10/31/2011		0.0089	0.018					
12/4/2011								0.11
12/5/2011				0.024	0.061	0.059	0.11	
12/12/2011		0.011	0.02					
12/13/2011	0.0073							
1/19/2012							0.084	0.15
1/25/2012				0.028	0.064	0.068		
2/1/2012	0.0077	0.011	0.02					
7/16/2012		0.011	0.02					
7/17/2012	0.012							
7/18/2012				0.026		0.098	0.11	0.11
7/24/2012					0.054			
1/7/2013						0.13	0.095	
1/8/2013					0.063			0.14
1/9/2013				0.029				
1/22/2013		0.011	0.021					
1/23/2013	0.012							
7/2/2013			0.019					
7/9/2013					0.051	0.13	0.085	0.13
7/17/2013	0.012	0.011		0.022				
1/14/2014						0.14	0.066	0.099
1/15/2014				0.023	0.06			
1/21/2014			0.02					
1/23/2014	0.0099	0.0097						
6/24/2014						0.13	0.078	0.2
6/25/2014		0.011	0.019	0.02	0.045			
1/13/2015				0.023				
1/14/2015		0.011	0.019					
1/20/2015	0.011				0.048	0.13	0.053	0.12
7/24/2015				0.018	0.051			
7/27/2015						0.11	0.055	0.17
7/28/2015			0.019					
7/29/2015	0.0095	0.011						
1/20/2016				0.027	0.051			
1/21/2016		0.012	0.021					
1/25/2016	0.009							
1/26/2016						0.11	0.044	0.088
3/23/2016	0.00902 (J)							
3/24/2016		0.0132	0.0206					
3/28/2016				0.0207	0.0506			
3/29/2016						0.109	0.05	0.11
5/23/2016		0.0119	0.0221	0.0191				
5/24/2016	0.00573 (J)				0.052	0.0996	0.051	0.17
7/21/2016		0.011	0.019	0.018	0.049			
7/22/2016	0.01					0.089		
7/25/2016								0.17
7/26/2016							0.044	

Time Series

Constituent: Barium (mg/L) Analysis Run 8/13/2024 11:19 AM

Plant Wansley Client: Southern Company Data: Wansley Landfill

	GWC-33	GWC-34	GWC-35	GWC-5	GWC-6	GWC-7	GWC-8	GWC-9
9/15/2016		0.012	0.02	0.037	0.062	0.097		
9/16/2016	0.0061							
9/19/2016							0.043	0.18
11/15/2016		0.011	0.02	0.024				
11/16/2016					0.062	0.11	0.053	0.18
11/17/2016	0.014							
1/25/2017	<0.0025	0.011						
1/26/2017			0.021	0.025	0.062	0.097	0.043	
1/31/2017								0.1
3/22/2017		0.01	0.019	0.02	0.048	0.083		
3/23/2017	0.0096						0.053	0.12
5/1/2017	0.0057	0.012						
5/2/2017			0.02	0.02	0.043	0.088		0.11
5/3/2017							0.047	
8/3/2017		0.031 (O)	0.02	0.025	0.049			
8/4/2017	0.0062					0.088		
8/7/2017							0.048	0.17
1/23/2018	0.0047	0.011	0.019	0.027	0.05	0.094		
1/24/2018							0.038	0.14
6/19/2018			0.02					
6/20/2018		0.012						
6/21/2018							0.058	0.16
6/25/2018				0.02	0.053	0.078		
6/26/2018	0.0067							
1/21/2019			0.022			0.083		
1/22/2019							0.04	0.11
1/28/2019		0.013						
1/30/2019	0.021			0.016	0.054			
6/25/2019						0.075	0.06	0.18
6/26/2019	0.0057 (J)	0.011	0.021	0.02	0.045			
9/10/2019						0.086	0.066	
9/11/2019		0.014						
9/12/2019	0.009 (J)		0.02	0.03	0.074			
9/16/2019								0.18
3/11/2020		0.012	0.02					
3/12/2020	0.0067 (J)					0.072	0.031	
3/16/2020				0.023	0.045			0.079
9/9/2020				0.024				
9/11/2020		0.013	0.021		0.064			0.15
9/14/2020						0.074	0.052	
9/16/2020	0.007 (J)							
3/16/2021		0.012	0.02			0.066	0.037	0.099
3/17/2021				0.021	0.059			
3/18/2021	0.006 (J)							
8/18/2021			0.023		0.061			
8/19/2021				0.025		0.069		
8/20/2021							0.044	
8/24/2021	0.01	0.012						
8/25/2021								0.14
3/2/2022		0.012	0.022	0.024	0.054	0.071	0.037	
3/9/2022	0.006 (J)							0.094
8/10/2022		0.013						

ND substitution: RL or RL/2 if <15% NDs.

Time Series

Constituent: Barium (mg/L) Analysis Run 8/13/2024 11:19 AM

Plant Wansley Client: Southern Company Data: Wansley Landfill

	GWC-33	GWC-34	GWC-35	GWC-5	GWC-6	GWC-7	GWC-8	GWC-9
8/11/2022				0.023	0.066	0.062	0.037	
8/15/2022	0.0042 (J)		0.027					
8/16/2022								0.16
2/15/2023							0.027	0.076
2/20/2023	0.0056 (J)	0.015	0.031	0.026	0.059			
2/21/2023						0.071		
8/9/2023						0.066	0.041	0.15
8/14/2023				0.025	0.06			
8/15/2023	0.0062 (J)							
8/16/2023		0.014	0.033					
2/14/2024				0.032	0.06			
2/19/2024								0.072
2/20/2024	0.0057 (J)							
2/21/2024						0.066	0.029	
2/22/2024		0.016	0.046					

Time Series

Constituent: Beryllium (mg/L) Analysis Run 8/13/2024 11:19 AM

Plant Wansley Client: Southern Company Data: Wansley Landfill

	GWA-1 (bg)	GWA-2 (bg)	GWA-28 (bg)	GWA-29 (bg)	GWA-3 (bg)	GWA-4 (bg)	GWC-10	GWC-11	GWC-12
8/31/2011					<0.0025	<0.0025			
9/13/2011								<0.0025	<0.0025
9/16/2011	<0.0025		<0.0025						
9/17/2011		<0.0025		<0.0013					
10/27/2011	<0.0025	<0.0025				<0.0025			
10/28/2011			<0.0025	<0.0013				<0.0025	<0.0025
12/4/2011								<0.0025	<0.0025
12/12/2011			<0.0025	0.0015					
12/13/2011	<0.0025								
12/14/2011		<0.0025				<0.0025			
1/24/2012									<0.0025
1/25/2012			<0.0025						
1/31/2012	<0.0025			0.0016					
2/1/2012						<0.0025			
2/7/2012		<0.0025							
2/9/2012								<0.0025	
7/11/2012									<0.0025
7/16/2012			<0.0025						
7/17/2012				0.002					
7/18/2012	<0.0025							<0.0025	
7/23/2012		<0.0025				<0.0025			
1/8/2013								<0.0025	<0.0025
1/23/2013		<0.0025				<0.0025			
1/24/2013	<0.0025		<0.0025	0.0025					
7/9/2013								<0.0025	
7/10/2013									<0.0025
7/17/2013	<0.0025					<0.0025			
7/23/2013			<0.0025						
7/24/2013		<0.0025		0.0027					
1/15/2014						<0.0025		<0.0025	
1/21/2014	<0.0025								<0.0025
1/22/2014		<0.0025	0.00034 (J)	0.002					
6/25/2014	<0.0025				<0.0025	<0.0025		8.3E-05 (J)	
7/1/2014		<0.0025	0.00039 (J)						<0.0025
7/8/2014				0.0024 (D)					
1/14/2015	<0.0025					<0.0025			
1/21/2015			0.0005 (J)	0.0026				<0.0025	<0.0025
1/22/2015		0.00011 (J)							
7/21/2015	<0.0025		0.00042 (J)		<0.0025	<0.0025			
7/22/2015		<0.0025		0.0024					
7/28/2015								<0.0025	<0.0025
1/19/2016				0.0024 (D)					
1/20/2016		0.00012 (J)				<0.0025			
1/21/2016	7.5E-05 (J)								
1/22/2016			0.00044 (J)						
1/25/2016							<0.0025		
1/26/2016								<0.0025	<0.0025
3/22/2016			<0.0025	0.00194 (J)					
3/23/2016	<0.0025	<0.0025				<0.0025			
3/29/2016								<0.0025	<0.0025
3/30/2016							<0.0025		
3/31/2016					<0.0025				

ND substitution: RL or RL/2 if <15% NDs.

Time Series

Constituent: Beryllium (mg/L) Analysis Run 8/13/2024 11:19 AM

Plant Wansley Client: Southern Company Data: Wansley Landfill

	GWA-1 (bg)	GWA-2 (bg)	GWA-28 (bg)	GWA-29 (bg)	GWA-3 (bg)	GWA-4 (bg)	GWC-10	GWC-11	GWC-12
5/19/2016				0.00188 (J)		<0.0025			
5/20/2016	<0.0025								
5/23/2016			<0.0025						
5/24/2016		<0.0025							
5/25/2016					<0.0025		<0.0025	<0.0025	<0.0025
7/21/2016	<0.0025			0.0021 (J)		<0.0025			
7/22/2016									<0.0025
7/25/2016			0.00037 (J)					<0.0025	
7/26/2016		<0.0025							
7/27/2016					<0.0025		<0.0025		
9/14/2016						<0.0025			
9/15/2016	<0.0025		0.00039 (J)						<0.0025
9/16/2016		<0.0025					<0.0025		
9/19/2016								<0.0025	
11/9/2016			0.00041 (J)						
11/10/2016		<0.0025				<0.0025			
11/11/2016	<0.0025								
11/16/2016								<0.0025	<0.0025
11/17/2016							<0.0025		
1/17/2017			0.0004 (J)	0.0024 (J)		<0.0025			
1/19/2017	<0.0025	<0.0025							
1/31/2017								<0.0025	<0.0025
2/1/2017							<0.0025		
3/16/2017	<0.0025		<0.0025			<0.0025			
3/17/2017		<0.0025							
3/23/2017								<0.0025	<0.0025
3/24/2017							<0.0025		
4/27/2017			0.00042 (J)	0.0019 (J)		<0.0025			
4/28/2017	<0.0025	<0.0025							
5/2/2017								<0.0025	
5/3/2017							<0.0025		<0.0025
7/18/2017				0.0018 (J)					
8/1/2017			0.0004 (J)	0.0019 (J)	<0.0025				
8/2/2017		<0.0025				<0.0025			
8/3/2017	<0.0025								
8/7/2017								<0.0025	<0.0025
8/8/2017							<0.0025		
10/3/2017					<0.0025				
1/19/2018	<0.0025	<0.0025	0.00045 (J)	0.0018 (J)					
1/22/2018						<0.0025			
1/24/2018								<0.0025	<0.0025
1/25/2018							<0.0025		
6/19/2018	<0.0025	<0.0025	0.00038 (J)	0.0021 (J)		<0.0025			
6/20/2018					<0.0025			<0.0025	
6/21/2018							<0.0025		
6/26/2018									<0.0025
1/17/2019	7.4E-05 (J)	<0.0025				<0.0025			
1/18/2019				0.0021 (J)	<0.0025				
1/21/2019			0.00041 (J)						
1/24/2019								0.00015 (J)	
1/25/2019									<0.0025
1/31/2019							<0.0025		

ND substitution: RL or RL/2 if <15% NDs.

Time Series

Constituent: Beryllium (mg/L) Analysis Run 8/13/2024 11:19 AM

Plant Wansley Client: Southern Company Data: Wansley Landfill

	GWA-1 (bg)	GWA-2 (bg)	GWA-28 (bg)	GWA-29 (bg)	GWA-3 (bg)	GWA-4 (bg)	GWC-10	GWC-11	GWC-12
6/24/2019	0.00029 (J)	0.00023 (J)				<0.0025			
6/25/2019			0.00039 (J)	0.0023	<0.0025				
6/26/2019							<0.0025	<0.0025	<0.0025
9/9/2019	0.00019 (J)								
9/10/2019		<0.0025	0.00049 (J)	0.0023		<0.0025			
9/11/2019					0.0003 (J)				0.00024 (J)
9/16/2019								<0.0025	
9/17/2019							<0.0025		
3/10/2020	0.00019 (J)	<0.0025	0.00051 (J)	0.002 (J)	<0.0025	<0.0025			
3/16/2020								0.00039 (J)	
3/17/2020							<0.0025		
3/18/2020									0.00029 (J)
9/9/2020	<0.0025		0.0003 (J)	0.0017 (J)	<0.0025	<0.0025			
9/10/2020		<0.0025					<0.0025	<0.0025	<0.0025
3/15/2021	<0.0025	<0.0025	0.00046 (J)	0.002 (J)	<0.0025	<0.0025			
3/16/2021									<0.0025
3/17/2021								<0.0025	
3/18/2021							<0.0025		
8/16/2021	<0.0025		0.00041 (J)						
8/18/2021		<0.0025		0.0021 (J)	<0.0025	<0.0025			
8/19/2021									<0.0025
8/20/2021							<0.0025		
8/23/2021								<0.0025	
2/28/2022	<0.0025								
3/1/2022		<0.0025	0.00042 (J)		<0.0025	<0.0025			
3/2/2022				0.002 (J)					
3/7/2022								<0.0025	<0.0025
3/8/2022							<0.0025		
8/9/2022	<0.0025	<0.0025	0.00045 (J)	0.0021 (J)	<0.0025	<0.0025			
8/15/2022								<0.0025	
8/16/2022							<0.0025		<0.0025
2/13/2023				0.002 (J)					
2/14/2023	<0.0025	<0.0025	0.00044 (J)		<0.0025	<0.0025			
2/15/2023							<0.0025		<0.0025
2/21/2023								<0.0025	
8/8/2023				0.0017 (J)	<0.0025				
8/9/2023	<0.0025	<0.0025	0.00043 (J)			<0.0025			
8/10/2023							<0.0025		
8/14/2023								<0.0025	<0.0025
2/13/2024	<0.0025								
2/14/2024		<0.0025	0.00045 (J)	0.0018 (J)		<0.0025		<0.0025	
2/20/2024							<0.0025		<0.0025

ND substitution: RL or RL/2 if <15% NDs.

Time Series

Constituent: Beryllium (mg/L) Analysis Run 8/13/2024 11:19 AM

Plant Wansley Client: Southern Company Data: Wansley Landfill

	GWC-13	GWC-14	GWC-15	GWC-16	GWC-17	GWC-18	GWC-19	GWC-20	GWC-21
8/30/2011				<0.0025	<0.0025	<0.0025	<0.0025		
8/31/2011								<0.0025	<0.0025
9/13/2011	<0.0025	<0.0025							
9/16/2011			<0.0025						
10/26/2011				<0.0025	<0.0025	<0.0025	<0.0025		
10/27/2011		<0.0025	<0.0025					<0.0025	<0.0025
10/28/2011	<0.0025								
12/3/2011		<0.0025	<0.0025	<0.0025	<0.0025	<0.0025	<0.0025		
12/4/2011	<0.0025							<0.0025	<0.0025
1/24/2012	<0.0025	<0.0025							
1/25/2012				<0.0025	<0.0025				
2/8/2012							<0.0025	<0.0025	<0.0025
2/9/2012			<0.0025			<0.0025			
7/11/2012	<0.0025	<0.0025	<0.0025	<0.0025	<0.0025	<0.0025	<0.0025	<0.0025	
7/17/2012									<0.0025
1/8/2013	<0.0025	<0.0025	<0.0025	<0.0025	<0.0025	<0.0025	<0.0025	<0.0025	
1/9/2013									<0.0025
7/2/2013			<0.0025	<0.0025					
7/10/2013	<0.0025	<0.0025							
7/16/2013					<0.0025	<0.0025	<0.0025	<0.0025	<0.0025
1/14/2014				<0.0025	<0.0025	<0.0025			
1/21/2014	<0.0025	0.00012 (J)	<0.0025				<0.0025	<0.0025	<0.0025
6/24/2014			<0.0025			<0.0025	<0.0025	<0.0025	<0.0025
6/25/2014				<0.0025	<0.0025				
7/1/2014	<0.0025	<0.0025							
1/13/2015				<0.0025		<0.0025	<0.0025	<0.0025	<0.0025
1/14/2015		0.00015 (J)	<0.0025		<0.0025				
1/21/2015	<0.0025								
7/22/2015		0.00023 (J)	<0.0025	<0.0025					
7/23/2015						<0.0025	<0.0025	<0.0025	<0.0025
7/28/2015	<0.0025				<0.0025				
1/26/2016									<0.0025
1/27/2016	<0.0025	0.00011 (J)	<0.0025	<0.0025	<0.0025	<0.0025	<0.0025	<0.0025	
3/29/2016	<0.0025								
3/30/2016		<0.0025	<0.0025	<0.0025	<0.0025	<0.0025	<0.0025	<0.0025	<0.0025
5/25/2016	<0.0025	<0.0025	<0.0025	<0.0025	<0.0025				
5/26/2016						<0.0025	<0.0025	<0.0025	<0.0025
7/25/2016						<0.0025	<0.0025	<0.0025	
7/26/2016	<0.0025	<0.0025	<0.0025						<0.0025
7/27/2016				<0.0025	<0.0025				
9/15/2016	<0.0025	0.00044 (J)							
9/16/2016				<0.0025					
9/19/2016					<0.0025	<0.0025	<0.0025		
9/20/2016			<0.0025					<0.0025	<0.0025
11/17/2016	<0.0025	0.00055 (J)	<0.0025	<0.0025	<0.0025	<0.0025	<0.0025	<0.0025	<0.0025
1/31/2017	<0.0025								
2/1/2017		<0.0025	<0.0025	<0.0025	<0.0025	<0.0025			
2/2/2017							<0.0025	<0.0025	<0.0025
3/23/2017	<0.0025	<0.0025	<0.0025						
3/24/2017				<0.0025	<0.0025	<0.0025	<0.0025		
3/28/2017								<0.0025	<0.0025
5/3/2017	<0.0025	<0.0025	<0.0025	<0.0025	<0.0025	<0.0025	<0.0025		

ND substitution: RL or RL/2 if <15% NDs.

Time Series

Constituent: Beryllium (mg/L) Analysis Run 8/13/2024 11:19 AM

Plant Wansley Client: Southern Company Data: Wansley Landfill

	GWC-13	GWC-14	GWC-15	GWC-16	GWC-17	GWC-18	GWC-19	GWC-20	GWC-21
5/4/2017								<0.0025	<0.0025
8/4/2017	<0.0025		<0.0025						
8/7/2017		0.00059 (J)		<0.0025	<0.0025	<0.0025	<0.0025	<0.0025	<0.0025
1/25/2018	<0.0025	<0.0025	<0.0025	<0.0025	<0.0025	<0.0025	<0.0025		
1/26/2018								<0.0025	<0.0025
6/20/2018	<0.0025	0.00064 (J)	<0.0025	<0.0025					<0.0025
6/21/2018						<0.0025	<0.0025	<0.0025	
6/26/2018					<0.0025				
1/22/2019	<0.0025	0.0004 (J)	<0.0025						
1/24/2019					<0.0025				7.9E-05 (J)
1/25/2019				7.2E-05 (J)					
1/28/2019						<0.0025	0.00011 (J)	<0.0025	
6/25/2019	<0.0025	0.00041 (J)	<0.0025	<0.0025	<0.0025			<0.0025	<0.0025
6/26/2019							<0.0025		
6/27/2019						<0.0025			
9/11/2019				0.00024 (J)	0.00018 (J)	0.00019 (J)		<0.0025	0.0002 (J)
9/12/2019	<0.0025	0.00092 (J)					<0.0025		
9/17/2019			<0.0025						
3/12/2020	<0.0025								
3/16/2020			<0.0025						
3/17/2020		0.00059 (J)		<0.0025	<0.0025	<0.0025			
3/18/2020							<0.0025	<0.0025	<0.0025
9/10/2020	<0.0025	0.00064 (J)	0.00022 (J)						
9/11/2020				<0.0025					
9/14/2020					<0.0025	<0.0025			
9/15/2020							<0.0025	<0.0025	<0.0025
3/16/2021					<0.0025	<0.0025		0.00041 (J)	<0.0025
3/17/2021	<0.0025	0.00074 (J)		<0.0025			0.00046 (J)		
3/18/2021			<0.0025						
8/19/2021									<0.0025
8/20/2021				<0.0025	<0.0025				
8/23/2021	<0.0025	0.00026 (J)							
8/24/2021			<0.0025			<0.0025	<0.0025	<0.0025	
3/7/2022		0.00051 (J)	<0.0025					<0.0025	<0.0025
3/8/2022	<0.0025			<0.0025	<0.0025	<0.0025	<0.0025		
8/11/2022					<0.0025	<0.0025	<0.0025		
8/15/2022	<0.0025								
8/16/2022		0.0006 (J)	<0.0025	<0.0025				<0.0025	<0.0025
2/17/2023		0.0003 (J)							
2/20/2023				<0.0025	<0.0025	<0.0025			
2/21/2023	<0.0025		<0.0025				0.0002 (J)		<0.0025
2/22/2023								<0.0025	
8/9/2023						<0.0025	<0.0025	<0.0025	<0.0025
8/10/2023					<0.0025				
8/14/2023		<0.0025	<0.0025	<0.0025					
8/16/2023	<0.0025								
2/19/2024	<0.0025	0.00034 (J)							<0.0025
2/20/2024					<0.0025			<0.0025	
2/21/2024			<0.0025	<0.0025		<0.0025	0.0002 (J)		

ND substitution: RL or RL/2 if <15% NDs.

Time Series

Constituent: Beryllium (mg/L) Analysis Run 8/13/2024 11:19 AM

Plant Wansley Client: Southern Company Data: Wansley Landfill

	GWC-22	GWC-23	GWC-24	GWC-25	GWC-26	GWC-27	GWC-30	GWC-31	GWC-32
9/15/2011	<0.0025						<0.0025		<0.0013
9/16/2011		<0.0025							
9/17/2011				<0.0025	<0.0025	0.0066		<0.003	
10/28/2011							<0.0025		
10/29/2011	<0.0025	<0.0025			<0.0025	0.0055			
10/31/2011				<0.0025				<0.003	<0.0013
12/13/2011	<0.0025	<0.0025					<0.0025		<0.0013
12/14/2011				<0.0025	<0.0025	0.0058			
1/25/2012	<0.0025					0.006			
1/31/2012		<0.0025							
2/1/2012									<0.0013
2/7/2012				<0.0025	<0.0025			<0.003	
2/8/2012							<0.0025		
7/17/2012				<0.0025	<0.0025	<0.003			<0.0013
7/18/2012	<0.0025	<0.0025					<0.0025		
1/22/2013	<0.0025	<0.0025							
1/23/2013								<0.003	<0.0013
1/24/2013					<0.0025	<0.003	<0.0025		
7/16/2013	<0.0025								
7/23/2013		<0.0025							
7/24/2013				<0.0025	<0.0025	0.0027	<0.0025		<0.0013
1/21/2014	<0.0025								
1/22/2014		<0.0025							
1/23/2014				<0.0025	<0.0025	0.0047	<0.0025	0.00099 (J)	0.00068 (J)
6/25/2014	<0.0025								
7/1/2014		<0.0025					<0.0025	0.0011 (J)	0.00062 (J)
7/8/2014			8.3E-05 (J)	<0.0025	<0.0025	0.005			
1/14/2015	<0.0025								
1/20/2015							<0.0025		0.00066 (J)
1/21/2015				<0.0025	<0.0025	0.0053		0.00082 (J)	
1/22/2015		<0.0025							
7/23/2015	<0.0025								
7/29/2015		8E-05 (J)							
7/30/2015				<0.0025		0.0013	<0.0025		0.001 (J)
7/31/2015			0.00012 (J)		<0.0025				
1/19/2016							9E-05 (J)		
1/20/2016			9.3E-05 (J)						
1/21/2016		<0.0025		<0.0025					
1/22/2016						0.00038 (J)			
1/25/2016					<0.0025			0.00061 (J)	0.00066 (J)
1/26/2016	<0.0025								
3/23/2016						0.00229 (J)	<0.0025		0.000735 (J)
3/24/2016					<0.0025				
3/28/2016				<0.0025					
3/29/2016		<0.0025							
3/30/2016			<0.0025					<0.003	
3/31/2016	<0.0025								
5/20/2016							<0.0025		
5/24/2016						<0.003			0.00134 (J)
5/25/2016		<0.0025	<0.0025	<0.0025	<0.0025			<0.003	
5/26/2016	<0.0025								
7/21/2016							<0.0025		

ND substitution: RL or RL/2 if <15% NDs.

Time Series

Constituent: Beryllium (mg/L) Analysis Run 8/13/2024 11:19 AM

Plant Wansley Client: Southern Company Data: Wansley Landfill

	GWC-22	GWC-23	GWC-24	GWC-25	GWC-26	GWC-27	GWC-30	GWC-31	GWC-32
7/22/2016									0.0012 (J)
7/26/2016	<0.0025				<0.0025	0.0015 (J)			
7/27/2016		<0.0025	<0.0025	<0.0025				0.00076 (J)	
9/16/2016			<0.0025						0.0015 (J)
9/19/2016				<0.0025	<0.0025	0.0013 (J)			
9/20/2016	<0.0025	<0.0025					<0.0025		
11/11/2016						0.0057			
11/14/2016					<0.0025		<0.0025		
11/15/2016				<0.0025					0.0015 (J)
11/17/2016	<0.0025								
11/18/2016		<0.0025	<0.0025						
1/19/2017					<0.0025				
1/20/2017						0.003			
1/24/2017				<0.0025			<0.0025		
1/25/2017								0.00064 (J)	
1/26/2017									0.001 (J)
2/3/2017	<0.0025	<0.0025	<0.0025						
3/16/2017					<0.0025	0.0018 (J)			
3/17/2017							<0.0025		
3/23/2017				<0.0025				0.00067 (J)	
3/24/2017									0.0016 (J)
3/28/2017	<0.0025	<0.0025							
3/29/2017			<0.0025						
4/28/2017						0.00075 (J)			
5/1/2017					<0.0025		<0.0025		
5/2/2017				<0.0025				0.00077 (J)	0.0012 (J)
5/3/2017	<0.0025								
5/4/2017		<0.0025	<0.0025						
7/19/2017								0.00083 (J)	
8/3/2017				<0.0025	<0.0025	0.005			0.0018 (J)
8/4/2017							<0.0025	0.0011 (J)	
8/8/2017	<0.0025	<0.0025	<0.0025						
1/19/2018						0.0057			
1/22/2018					<0.0025				
1/23/2018								0.001 (J)	0.0018 (J)
1/24/2018							<0.0025		
1/25/2018	<0.0025	<0.0025	<0.0025	<0.0025					
6/20/2018	<0.0025	<0.0025							
6/21/2018							<0.0025		
6/26/2018									0.0015 (J)
6/27/2018			<0.0025	<0.0025	<0.0025	0.005		0.00071 (J)	
1/24/2019	<0.0025			6.7E-05 (J)	8.1E-05 (J)	0.00039 (J)			
1/25/2019		<0.0025							
1/30/2019							<0.0025		0.0016 (J)
1/31/2019			<0.0025					0.00057 (J)	
6/25/2019	0.00017 (J)			<0.0025	<0.0025				
6/26/2019		<0.0025	0.00017 (J)			0.0056		0.00084 (J)	
6/27/2019							<0.0025		0.0017
9/10/2019	<0.0025						<0.0025		
9/11/2019			<0.0025	0.00019 (J)				0.00092 (J)	
9/12/2019		<0.0025			<0.0025	0.0012			0.0019
1/14/2020									0.0015

ND substitution: RL or RL/2 if <15% NDs.

Time Series

Constituent: Beryllium (mg/L) Analysis Run 8/13/2024 11:19 AM

Plant Wansley Client: Southern Company Data: Wansley Landfill

	GWC-22	GWC-23	GWC-24	GWC-25	GWC-26	GWC-27	GWC-30	GWC-31	GWC-32
3/11/2020							<0.0025		
3/12/2020			0.0002 (J)	<0.0025		0.00038 (J)			
3/13/2020					0.00019 (J)				
3/17/2020								0.0004 (J)	
3/18/2020	0.00038 (J)	<0.0025							0.0014 (J)
9/9/2020						0.0034			
9/10/2020	<0.0025	<0.0025					<0.0025		
9/11/2020								0.00068 (J)	
9/14/2020				<0.0025					
9/15/2020			<0.0025		<0.0025				0.0018 (J)
3/15/2021	0.0002 (J)								
3/16/2021								0.0006 (J)	
3/17/2021				<0.0025	<0.0025				0.0013 (J)
3/18/2021		0.00052 (J)	0.00024 (J)			0.0043	<0.0025		
8/19/2021	<0.0025		<0.0025	<0.0025	<0.0025				
8/23/2021		<0.0025				0.0015 (J)	<0.0025		
8/24/2021									0.0011 (J)
8/25/2021								0.00072 (J)	
3/2/2022							<0.0025		
3/8/2022	<0.0025			<0.0025		0.0048			
3/9/2022		<0.0025			<0.0025				0.001 (J)
3/10/2022			<0.0025					0.00074 (J)	
8/10/2022				<0.0025	<0.0025	0.0056	<0.0025		0.0016 (J)
8/16/2022		<0.0025						0.00041 (J)	
8/17/2022	<0.0025								
8/18/2022			<0.0025						
2/14/2023	<0.0025						<0.0025		
2/15/2023									0.0013 (J)
2/16/2023			<0.0025						
2/20/2023						0.0016 (J)			
2/21/2023		<0.0025		<0.0025	<0.0025				
2/22/2023								0.00091 (J)	
8/14/2023	<0.0025								
8/15/2023		<0.0025		<0.0025		0.0039			0.001 (J)
8/16/2023			<0.0025		<0.0025		<0.0025	0.00083 (J)	
2/14/2024	<0.0025								
2/19/2024		<0.0025							
2/20/2024					<0.0025	0.0038			0.0015 (J)
2/21/2024				<0.0025			<0.0025	0.00029 (J)	
2/22/2024			<0.0025						

ND substitution: RL or RL/2 if <15% NDs.

Time Series

Constituent: Beryllium (mg/L) Analysis Run 8/13/2024 11:19 AM

Plant Wansley Client: Southern Company Data: Wansley Landfill

	GWC-33	GWC-34	GWC-35	GWC-5	GWC-6	GWC-7	GWC-8	GWC-9
8/31/2011				<0.0025	<0.0025			
9/7/2011						<0.0025	<0.0025	<0.0025
9/16/2011	<0.0025	<0.0025	<0.0025					
10/27/2011				<0.0025				
10/30/2011	<0.0025				<0.0025	<0.0025	<0.0025	<0.0025
10/31/2011		<0.0025	<0.0025					
12/4/2011								<0.0025
12/5/2011				<0.0025	<0.0025	<0.0025	<0.0025	
12/12/2011		<0.0025	<0.0025					
12/13/2011	<0.0025							
1/19/2012							<0.0025	<0.0025
1/25/2012				<0.0025	<0.0025	<0.0025		
2/1/2012	<0.0025	<0.0025	<0.0025					
7/16/2012		<0.0025	<0.0025					
7/17/2012	<0.0025							
7/18/2012				<0.0025		<0.0025	<0.0025	<0.0025
7/24/2012					<0.0025			
1/7/2013						<0.0025	<0.0025	
1/8/2013					<0.0025			<0.0025
1/9/2013				<0.0025				
1/22/2013		<0.0025	<0.0025					
1/23/2013	<0.0025							
7/2/2013			<0.0025					
7/9/2013					<0.0025	<0.0025	<0.0025	<0.0025
7/17/2013	<0.0025	<0.0025		<0.0025				
1/14/2014						<0.0025	<0.0025	0.00012 (J)
1/15/2014				<0.0025	<0.0025			
1/21/2014			<0.0025					
1/23/2014	0.00054 (J)	<0.0025						
6/24/2014						<0.0025	<0.0025	0.00014 (J)
6/25/2014		<0.0025	<0.0025	<0.0025	<0.0025			
1/13/2015				<0.0025				
1/14/2015		<0.0025	<0.0025					
1/20/2015	0.00091 (J)				<0.0025	<0.0025	<0.0025	0.00014 (J)
7/24/2015				<0.0025	<0.0025			
7/27/2015						<0.0025	<0.0025	0.00012 (J)
7/28/2015			8.5E-05 (J)					
7/29/2015	0.0011 (J)	0.00011 (J)						
1/20/2016				<0.0025	7.8E-05 (J)			
1/21/2016		0.00012 (J)	8.5E-05 (J)					
1/25/2016	0.00075 (J)							
1/26/2016						<0.0025	<0.0025	<0.0025
3/23/2016	0.000892 (J)							
3/24/2016		<0.0025	<0.0025					
3/28/2016				<0.0025	<0.0025			
3/29/2016						<0.0025	<0.0025	<0.0025
5/23/2016		<0.0025	<0.0025	<0.0025				
5/24/2016	0.00065 (J)				<0.0025	<0.0025	<0.0025	<0.0025
7/21/2016		<0.0025	<0.0025	<0.0025	<0.0025			
7/22/2016	0.0011 (J)					<0.0025		
7/25/2016								<0.0025
7/26/2016							<0.0025	

ND substitution: RL or RL/2 if <15% NDs.

Time Series

Constituent: Beryllium (mg/L) Analysis Run 8/13/2024 11:19 AM

Plant Wansley Client: Southern Company Data: Wansley Landfill

	GWC-33	GWC-34	GWC-35	GWC-5	GWC-6	GWC-7	GWC-8	GWC-9
9/15/2016		<0.0025	<0.0025	<0.0025	<0.0025	<0.0025		
9/16/2016	0.001 (J)							
9/19/2016							<0.0025	<0.0025
11/15/2016		<0.0025	<0.0025	<0.0025				
11/16/2016					<0.0025	<0.0025	<0.0025	<0.0025
11/17/2016	0.00046 (J)							
1/25/2017	<0.0025	<0.0025						
1/26/2017			<0.0025	<0.0025	<0.0025	<0.0025	<0.0025	
1/31/2017								<0.0025
3/22/2017		<0.0025	<0.0025	<0.0025	<0.0025	<0.0025		
3/23/2017	0.00077 (J)						<0.0025	<0.0025
5/1/2017	0.00062 (J)	<0.0025						
5/2/2017			<0.0025	<0.0025	<0.0025	<0.0025		<0.0025
5/3/2017							<0.0025	
8/3/2017		<0.0025	<0.0025	<0.0025	<0.0025			
8/4/2017	0.00051 (J)					<0.0025		
8/7/2017							<0.0025	<0.0025
1/23/2018	0.00034 (J)	<0.0025	<0.0025	<0.0025	<0.0025	<0.0025		
1/24/2018							<0.0025	<0.0025
6/19/2018			<0.0025					
6/20/2018		<0.0025						
6/21/2018							<0.0025	<0.0025
6/25/2018				<0.0025	<0.0025	<0.0025		
6/26/2018	<0.0025							
1/21/2019			<0.0025			<0.0025		
1/22/2019							5.8E-05 (J)	7.9E-05 (J)
1/28/2019		6.1E-05 (J)						
1/30/2019	0.00036 (J)			<0.0025	<0.0025			
6/25/2019						<0.0025	<0.0025	<0.0025
6/26/2019	0.00027 (J)	0.00032 (J)	0.00022 (J)	<0.0025	<0.0025			
9/10/2019						<0.0025	<0.0025	
9/11/2019		<0.0025						
9/12/2019	0.00044 (J)		<0.0025	<0.0025	<0.0025			
9/16/2019								<0.0025
3/11/2020		<0.0025	<0.0025					
3/12/2020	0.00049 (J)					<0.0025	0.00061 (J)	
3/16/2020				<0.0025	<0.0025			0.00041 (J)
9/9/2020				<0.0025				
9/11/2020		<0.0025	0.00024 (J)		<0.0025			<0.0025
9/14/2020						<0.0025	<0.0025	
9/16/2020	0.00027 (J)							
3/16/2021		<0.0025	<0.0025			<0.0025	<0.0025	<0.0025
3/17/2021				<0.0025	<0.0025			
3/18/2021	0.0002 (J)							
8/18/2021			<0.0025		<0.0025			
8/19/2021				<0.0025		<0.0025		
8/20/2021							<0.0025	
8/24/2021	<0.0025	<0.0025						
8/25/2021								<0.0025
3/2/2022		<0.0025	<0.0025	<0.0025	<0.0025	<0.0025	<0.0025	
3/9/2022	<0.0025							<0.0025
8/10/2022		<0.0025						

ND substitution: RL or RL/2 if <15% NDs.

Time Series

Constituent: Beryllium (mg/L) Analysis Run 8/13/2024 11:19 AM

Plant Wansley Client: Southern Company Data: Wansley Landfill

	GWC-33	GWC-34	GWC-35	GWC-5	GWC-6	GWC-7	GWC-8	GWC-9
8/11/2022				<0.0025	<0.0025	<0.0025	<0.0025	
8/15/2022	0.00044 (J)		<0.0025					
8/16/2022								0.00035 (J)
2/15/2023							<0.0025	<0.0025
2/20/2023	0.00044 (J)	<0.0025	<0.0025	<0.0025	<0.0025			
2/21/2023						<0.0025		
8/9/2023						<0.0025	<0.0025	0.00023 (J)
8/14/2023				<0.0025	<0.0025			
8/15/2023	0.0004 (J)							
8/16/2023		<0.0025	<0.0025					
2/14/2024				<0.0025	<0.0025			
2/19/2024								0.00024 (J)
2/20/2024	0.00029 (J)							
2/21/2024						<0.0025	<0.0025	
2/22/2024		<0.0025	<0.0025					

ND substitution: RL or RL/2 if <15% NDs.

Time Series

Constituent: Boron (mg/L) Analysis Run 8/13/2024 11:19 AM

Plant Wansley Client: Southern Company Data: Wansley Landfill

	GWA-1 (bg)	GWA-2 (bg)	GWA-28 (bg)	GWA-29 (bg)	GWA-3 (bg)	GWA-4 (bg)	GWC-10	GWC-11	GWC-12
3/22/2016			<0.08	<0.08					
3/23/2016	<0.08	<0.08				<0.08			
3/29/2016								<0.08	<0.08
3/30/2016							<0.08		
3/31/2016					<0.08				
5/19/2016				<0.08		<0.08			
5/20/2016	<0.08								
5/23/2016			<0.08						
5/24/2016		<0.08							
5/25/2016					<0.08		<0.08	<0.08	<0.08
7/21/2016	<0.08			<0.08		<0.08			
7/22/2016									<0.08
7/25/2016			<0.08					<0.08	
7/26/2016		<0.08							
7/27/2016					<0.08		<0.08		
9/14/2016						<0.08			
9/15/2016	<0.08		<0.08						<0.08
9/16/2016		<0.08					<0.08		
9/19/2016								<0.08	
11/9/2016			<0.08						
11/10/2016		<0.08				<0.08			
11/11/2016	<0.08								
11/16/2016								<0.08	<0.08
11/17/2016							<0.08		
1/17/2017			<0.08	<0.08		<0.08			
1/19/2017	<0.08	<0.08							
1/31/2017								<0.08	<0.08
2/1/2017							<0.08		
3/16/2017	<0.08		<0.08			<0.08			
3/17/2017		<0.08							
3/23/2017								<0.08	<0.08
3/24/2017							<0.08		
4/27/2017			<0.08	<0.08		<0.08			
4/28/2017	<0.08	<0.08							
5/2/2017								<0.08	
5/3/2017							<0.08		<0.08
7/18/2017				0.027 (J)					
8/1/2017				<0.08	<0.08				
10/3/2017		<0.08	<0.08	<0.08	<0.08	<0.08			
10/4/2017	<0.08						<0.08	0.022 (J)	0.022 (J)
1/19/2018	<0.08	<0.08	<0.08	<0.08					
1/22/2018						<0.08			
1/24/2018								<0.08	0.023 (J)
1/25/2018							<0.08		
6/19/2018	<0.08	<0.08	<0.08	<0.08		<0.08			
6/20/2018					<0.08			<0.08	
6/21/2018							<0.08		
6/26/2018									0.024 (J)
9/25/2018	<0.08	<0.08	<0.08	<0.08		<0.08			
9/27/2018							<0.08	<0.08	
9/28/2018									<0.08
1/17/2019	<0.08	<0.08				<0.08			

ND substitution: RL or RL/2 if <15% NDs.

Time Series

Constituent: Boron (mg/L) Analysis Run 8/13/2024 11:19 AM

Plant Wansley Client: Southern Company Data: Wansley Landfill

	GWA-1 (bg)	GWA-2 (bg)	GWA-28 (bg)	GWA-29 (bg)	GWA-3 (bg)	GWA-4 (bg)	GWC-10	GWC-11	GWC-12
1/18/2019				<0.08	<0.08				
1/21/2019			<0.08						
1/24/2019								<0.08	
1/25/2019									0.036 (J)
1/31/2019							<0.08		
6/24/2019	0.034 (J)	<0.08				<0.08			
6/25/2019			<0.08	<0.08	<0.08				
6/26/2019							0.053 (J)	<0.08	0.057 (J)
9/9/2019	<0.08								
9/10/2019		<0.08	<0.08	<0.08		<0.08			
9/11/2019					<0.08				0.042 (J)
9/16/2019								<0.08	
9/17/2019							<0.08		
3/10/2020	0.041 (J)	<0.08	<0.08	<0.08	<0.08	<0.08			
3/16/2020								<0.08	
3/17/2020							<0.08		
3/18/2020									0.058 (J)
9/9/2020	<0.08		<0.08	<0.08	<0.08	<0.08			
9/10/2020		<0.08					<0.08	<0.08	0.043 (J)
3/15/2021	<0.08	<0.08	<0.08	<0.08	<0.08	<0.08			
3/16/2021									<0.08
3/17/2021								<0.08	
3/18/2021							<0.08		
8/16/2021	<0.08		<0.08						
8/18/2021		<0.08		<0.08	<0.08	<0.08			
8/19/2021									0.077 (J)
8/20/2021							<0.08		
8/23/2021								<0.08	
2/28/2022	<0.08								
3/1/2022		<0.08	<0.08		<0.08	<0.08			
3/2/2022				<0.08					
3/7/2022								0.067 (J)	0.11
3/8/2022							<0.08		
5/3/2022									0.075 (J)
8/9/2022	<0.08	<0.08	<0.08	<0.08	<0.08	<0.08			
8/15/2022								<0.08	
8/16/2022							<0.08		0.088
2/13/2023				<0.08					
2/14/2023	<0.08	<0.08	<0.08		<0.08	<0.08			
2/15/2023							<0.08		0.077 (J)
2/21/2023								<0.08	
8/8/2023				<0.08	<0.08				
8/9/2023	<0.08	<0.08	<0.08			<0.08			
8/10/2023							<0.08		
8/14/2023								0.025 (J)	0.073 (J)
2/13/2024	<0.08								
2/14/2024		<0.08	<0.08	<0.08		0.022 (J)		<0.08	
2/20/2024							<0.08		0.08

ND substitution: RL or RL/2 if <15% NDs.

Time Series

Constituent: Boron (mg/L) Analysis Run 8/13/2024 11:19 AM

Plant Wansley Client: Southern Company Data: Wansley Landfill

	GWC-13	GWC-14	GWC-15	GWC-16	GWC-17	GWC-18	GWC-19	GWC-20	GWC-21
3/29/2016	<0.08								
3/30/2016		0.291	0.0787 (J)	<0.08	<0.08	<0.08	<0.08	<0.08	<0.08
5/25/2016	<0.08	0.443	0.0536 (J)	<0.08	<0.08				
5/26/2016						<0.08	<0.08	<0.08	<0.08
7/25/2016						<0.08	<0.08	<0.08	
7/26/2016	<0.08	1.1	<0.08						<0.08
7/27/2016				<0.08	<0.08				
9/15/2016	<0.08	0.61							
9/16/2016				<0.08					
9/19/2016					<0.08	<0.08	<0.08		
9/20/2016			<0.08					<0.08	<0.08
11/17/2016	<0.08	1	<0.08	<0.08	<0.08	<0.08	<0.08	<0.08	<0.08
1/31/2017	<0.08								
2/1/2017		0.29	0.023 (J)	<0.08	<0.08	<0.08			
2/2/2017							<0.08	<0.08	<0.08
3/23/2017	<0.08	0.44	0.042 (J)						
3/24/2017				<0.08	<0.08	<0.08	<0.08		
3/28/2017								<0.08	<0.08
5/3/2017	<0.08	0.44	0.034 (J)	<0.08	<0.08	<0.08	<0.08		
5/4/2017								<0.08	<0.08
10/4/2017		0.95	0.044 (J)		<0.08				
10/5/2017	<0.08			<0.08		<0.08	<0.08		
10/6/2017								<0.08	<0.08
1/25/2018	<0.08	0.43	0.052	<0.08	<0.08	<0.08	<0.08		
1/26/2018								<0.08	<0.08
6/20/2018	<0.08	1.2	<0.08	<0.08					<0.08
6/21/2018						<0.08	<0.08	<0.08	
6/26/2018					<0.08				
9/27/2018							<0.08	<0.08	<0.08
9/28/2018						<0.08			
10/1/2018		0.57	0.03 (J)	<0.08					
10/2/2018	<0.08				<0.08				
1/22/2019	<0.08	0.63	0.1						
1/24/2019					<0.08				<0.08
1/25/2019				<0.08					
1/28/2019						<0.08	<0.08	<0.08	
6/25/2019	<0.08	0.71	0.066 (J)	<0.08	<0.08			<0.08	<0.08
6/26/2019							0.036 (J)		
6/27/2019						<0.08			
9/11/2019				<0.08	<0.08	<0.08		<0.08	<0.08
9/12/2019	<0.08	1.8					<0.08		
9/17/2019			<0.08						
3/12/2020	<0.08								
3/16/2020			0.14						
3/17/2020		1.2		<0.08	<0.08	<0.08			
3/18/2020							<0.08	<0.08	<0.08
9/10/2020	<0.08	1.1	0.064 (J)						
9/11/2020				<0.08					
9/14/2020					<0.08	<0.08			
9/15/2020							<0.08	<0.08	<0.08
3/16/2021					<0.08	<0.08		<0.08	<0.08
3/17/2021	<0.08	1		<0.08			<0.08		

ND substitution: RL or RL/2 if <15% NDs.

Time Series

Constituent: Boron (mg/L) Analysis Run 8/13/2024 11:19 AM

Plant Wansley Client: Southern Company Data: Wansley Landfill

	GWC-13	GWC-14	GWC-15	GWC-16	GWC-17	GWC-18	GWC-19	GWC-20	GWC-21
3/18/2021			0.071 (J)						
8/19/2021									0.047 (J)
8/20/2021				<0.08	<0.08				
8/23/2021	<0.08	0.61							
8/24/2021			0.047 (J)			<0.08	<0.08	<0.08	
3/7/2022		1	0.14					<0.08	<0.08
3/8/2022	<0.08			<0.08	<0.08	<0.08	<0.08		
5/3/2022		1.3							
5/4/2022			0.13						
8/11/2022					<0.08	<0.08	<0.08		
8/15/2022	<0.08								
8/16/2022		1.2	<0.08	<0.08				<0.08	<0.08
2/17/2023		0.65							
2/20/2023				<0.08	<0.08	<0.08			
2/21/2023	<0.08		0.04 (J)				<0.08		<0.08
2/22/2023								<0.08	
8/9/2023						<0.08	<0.08	<0.08	<0.08
8/10/2023					<0.08				
8/14/2023		0.51	0.061 (J)	<0.08					
8/16/2023	<0.08								
2/19/2024	<0.08	0.71							<0.08
2/20/2024					<0.08			<0.08	
2/21/2024			0.072 (J)	<0.08		<0.08	<0.08		

ND substitution: RL or RL/2 if <15% NDs.

Time Series

Constituent: Boron (mg/L) Analysis Run 8/13/2024 11:19 AM

Plant Wansley Client: Southern Company Data: Wansley Landfill

	GWC-22	GWC-23	GWC-24	GWC-25	GWC-26	GWC-27	GWC-30	GWC-31	GWC-32
3/23/2016						<0.08	<0.08		<0.08
3/24/2016					<0.08				
3/28/2016				<0.08					
3/29/2016		<0.08							
3/30/2016			<0.08					<0.08	
3/31/2016	<0.08								
5/20/2016							<0.08		
5/24/2016						<0.08			<0.08
5/25/2016		<0.08	<0.08	<0.08	<0.08			<0.08	
5/26/2016	<0.08								
7/21/2016							<0.08		
7/22/2016									<0.08
7/26/2016	<0.08				<0.08	<0.08			
7/27/2016		<0.08	<0.08	<0.08				<0.08	
9/16/2016			<0.08						<0.08
9/19/2016				<0.08	<0.08	<0.08			
9/20/2016	<0.08	<0.08					<0.08		
11/11/2016						<0.08			
11/14/2016					<0.08		<0.08		
11/15/2016				<0.08					<0.08
11/17/2016	<0.08								
11/18/2016		<0.08	<0.08						
1/19/2017					<0.08				
1/20/2017						<0.08			
1/24/2017				<0.08			<0.08		
1/25/2017								<0.08	
1/26/2017									<0.08
2/3/2017	<0.08	<0.08	<0.08						
3/16/2017					<0.08	<0.08			
3/17/2017							<0.08		
3/23/2017				<0.08				<0.08	
3/24/2017									<0.08
3/28/2017	<0.08	<0.08							
3/29/2017			<0.08						
4/28/2017						<0.08			
5/1/2017					<0.08		<0.08		
5/2/2017				<0.08				<0.08	<0.08
5/3/2017	<0.08								
5/4/2017		<0.08	<0.08						
7/19/2017								<0.08	
8/4/2017								<0.08	
10/3/2017						<0.08			
10/4/2017					<0.08		<0.08		
10/5/2017	<0.08	<0.08	<0.08	<0.08					
10/6/2017								<0.08	<0.08
1/19/2018						<0.08			
1/22/2018					<0.08				
1/23/2018								<0.08	<0.08
1/24/2018							<0.08		
1/25/2018	<0.08	<0.08	<0.08	<0.08					
6/20/2018	<0.08	<0.08							
6/21/2018							<0.08		

ND substitution: RL or RL/2 if <15% NDs.

Time Series

Constituent: Boron (mg/L) Analysis Run 8/13/2024 11:19 AM

Plant Wansley Client: Southern Company Data: Wansley Landfill

	GWC-22	GWC-23	GWC-24	GWC-25	GWC-26	GWC-27	GWC-30	GWC-31	GWC-32
6/26/2018									<0.08
6/27/2018			<0.08	<0.08	<0.08	<0.08		<0.08	
9/26/2018				0.023 (J)					
9/27/2018					<0.08	<0.08			
9/28/2018			<0.08						
10/1/2018	<0.08	<0.08							
10/2/2018									<0.08
10/3/2018							<0.08	<0.08	
1/24/2019	<0.08			<0.08	<0.08	<0.08			
1/25/2019		<0.08							
1/30/2019							<0.08		<0.08
1/31/2019			<0.08					<0.08	
6/25/2019	<0.08			<0.08	<0.08				
6/26/2019		<0.08	<0.08			<0.08		<0.08	
6/27/2019							<0.08		<0.08
9/10/2019	<0.08						<0.08		
9/11/2019			0.053 (J)	<0.08				<0.08	
9/12/2019		<0.08			<0.08	<0.08			<0.08
3/11/2020							<0.08		
3/12/2020			<0.08	<0.08		<0.08			
3/13/2020					<0.08				
3/17/2020								<0.08	
3/18/2020	0.041 (J)	<0.08							<0.08
9/9/2020						<0.08			
9/10/2020	<0.08	<0.08					<0.08		
9/11/2020								<0.08	
9/14/2020				<0.08					
9/15/2020			<0.08		<0.08				<0.08
3/15/2021	<0.08								
3/16/2021								<0.08	
3/17/2021				<0.08	<0.08				<0.08
3/18/2021		<0.08	<0.08			<0.08	<0.08		
8/19/2021	<0.08		<0.08	<0.08	<0.08				
8/23/2021		<0.08				<0.08	<0.08		
8/24/2021									<0.08
8/25/2021								<0.08	
3/2/2022							<0.08		
3/8/2022	<0.08			<0.08		<0.08			
3/9/2022		<0.08			0.066 (J)				<0.08
3/10/2022			<0.08					<0.08	
8/10/2022				<0.08	<0.08	<0.08	<0.08		<0.08
8/16/2022		<0.08						<0.08	
8/17/2022	<0.08								
8/18/2022			<0.08						
2/14/2023	<0.08						<0.08		
2/15/2023									<0.08
2/16/2023			0.036 (J)						
2/20/2023						<0.08			
2/21/2023		<0.08		<0.08	<0.08				
2/22/2023								<0.08	
8/14/2023	<0.08								
8/15/2023		<0.08		<0.08		<0.08			<0.08

ND substitution: RL or RL/2 if <15% NDs.

Time Series

Constituent: Boron (mg/L) Analysis Run 8/13/2024 11:19 AM

Plant Wansley Client: Southern Company Data: Wansley Landfill

	GWC-22	GWC-23	GWC-24	GWC-25	GWC-26	GWC-27	GWC-30	GWC-31	GWC-32
8/16/2023			<0.08		<0.08		<0.08	<0.08	
2/14/2024	<0.08								
2/19/2024		<0.08							
2/20/2024					<0.08	<0.08			<0.08
2/21/2024				<0.08			0.046 (J)	0.034 (J)	
2/22/2024			<0.08						

ND substitution: RL or RL/2 if <15% NDs.

Time Series

Constituent: Boron (mg/L) Analysis Run 8/13/2024 11:19 AM

Plant Wansley Client: Southern Company Data: Wansley Landfill

	GWC-33	GWC-34	GWC-35	GWC-5	GWC-6	GWC-7	GWC-8	GWC-9
3/23/2016	<0.08							
3/24/2016		<0.08	<0.08					
3/28/2016				<0.08	<0.08			
3/29/2016						<0.08	<0.08	0.0635 (J)
5/23/2016		<0.08	<0.08	<0.08				
5/24/2016	<0.08				<0.08	<0.08	0.022 (J)	0.0981 (J)
7/21/2016		<0.08	<0.08	<0.08	<0.08			
7/22/2016	<0.08					<0.08		
7/25/2016								0.26
7/26/2016							<0.08	
9/15/2016		<0.08	<0.08	<0.08	<0.08	<0.08		
9/16/2016	<0.08							
9/19/2016							<0.08	0.38
11/15/2016		<0.08	<0.08	<0.08				
11/16/2016					<0.08	<0.08	<0.08	0.44
11/17/2016	0.023 (J)							
1/25/2017	<0.08	<0.08						
1/26/2017			<0.08	<0.08	<0.08	<0.08	<0.08	
1/31/2017								0.11
3/22/2017		<0.08	<0.08	<0.08	<0.08	<0.08		
3/23/2017	<0.08						<0.08	0.071
5/1/2017	<0.08	<0.08						
5/2/2017			<0.08	<0.08	<0.08	<0.08		0.089
5/3/2017							<0.08	
8/4/2017	<0.08							
10/3/2017		<0.08	<0.08	<0.08	<0.08	<0.08		0.12
10/5/2017	0.025 (J)						<0.08	
1/23/2018	<0.08	<0.08	<0.08	<0.08	<0.08	<0.08		
1/24/2018							<0.08	0.044 (J)
6/19/2018			<0.08					
6/20/2018		<0.08						
6/21/2018							<0.08	0.07
6/25/2018				<0.08	<0.08	<0.08		
6/26/2018	<0.08							
9/25/2018					<0.08			
9/26/2018							<0.08	0.14
10/1/2018			<0.08					
10/2/2018	<0.08	<0.08				<0.08		
10/3/2018				<0.08				
1/21/2019			<0.08			<0.08		
1/22/2019							<0.08	0.038 (J)
1/28/2019		<0.08						
1/30/2019	<0.08			<0.08	<0.08			
6/25/2019						<0.08	<0.08	0.068 (J)
6/26/2019	<0.08	<0.08	<0.08	0.045 (J)	0.044 (J)			
9/10/2019						<0.08	<0.08	
9/11/2019		<0.08						
9/12/2019	<0.08		<0.08	<0.08	<0.08			
9/16/2019								0.19
3/11/2020		<0.08	<0.08					
3/12/2020	<0.08					<0.08	<0.08	
3/16/2020				<0.08	<0.08			0.052 (J)

ND substitution: RL or RL/2 if <15% NDs.

Time Series

Constituent: Boron (mg/L) Analysis Run 8/13/2024 11:19 AM

Plant Wansley Client: Southern Company Data: Wansley Landfill

	GWC-33	GWC-34	GWC-35	GWC-5	GWC-6	GWC-7	GWC-8	GWC-9
9/9/2020				<0.08				
9/11/2020		<0.08	<0.08		<0.08			0.14
9/14/2020						<0.08	<0.08	
9/16/2020	<0.08							
3/16/2021		<0.08	<0.08			<0.08	<0.08	0.05 (J)
3/17/2021				<0.08	<0.08			
3/18/2021	<0.08							
8/18/2021			<0.08		<0.08			
8/19/2021				<0.08		<0.08		
8/20/2021							0.04 (J)	
8/24/2021	<0.08	<0.08						
8/25/2021								0.083
3/2/2022		<0.08	<0.08	<0.08	<0.08	<0.08	<0.08	
3/9/2022	<0.08							<0.08
8/10/2022		<0.08						
8/11/2022				<0.08	<0.08	<0.08	<0.08	
8/15/2022	<0.08		<0.08					
8/16/2022								0.075 (J)
2/15/2023							<0.08	0.041 (J)
2/20/2023	0.022 (J)	<0.08	0.024 (J)	<0.08	0.022 (J)			
2/21/2023						<0.08		
8/9/2023						<0.08	<0.08	0.088
8/14/2023				<0.08	<0.08			
8/15/2023	<0.08							
8/16/2023		<0.08	0.028 (J)					
9/27/2023								0.13 (R)
2/14/2024				<0.08	<0.08			
2/19/2024								0.08
2/20/2024	<0.08							
2/21/2024						0.035 (J)	0.036 (J)	
2/22/2024		<0.08	0.06 (J)					

ND substitution: RL or RL/2 if <15% NDs.

Time Series

Constituent: Cadmium (mg/L) Analysis Run 8/13/2024 11:19 AM

Plant Wansley Client: Southern Company Data: Wansley Landfill

	GWA-1 (bg)	GWA-2 (bg)	GWA-28 (bg)	GWA-29 (bg)	GWA-3 (bg)	GWA-4 (bg)	GWC-10	GWC-11	GWC-12
8/31/2011					<0.0025	<0.0025			
9/13/2011								<0.0025	<0.0025
9/16/2011	<0.0025		<0.0025						
9/17/2011		<0.0025		<0.0025					
10/27/2011	<0.0025	<0.0025				<0.0025			
10/28/2011			<0.0025	<0.0025				<0.0025	<0.0025
12/4/2011								<0.0025	<0.0025
12/12/2011			<0.0025	<0.0025					
12/13/2011	<0.0025								
12/14/2011		<0.0025				<0.0025			
1/24/2012									<0.0025
1/25/2012			<0.0025						
1/31/2012	<0.0025			<0.0025					
2/1/2012						<0.0025			
2/7/2012		<0.0025							
2/9/2012								<0.0025	
7/11/2012									<0.0025
7/16/2012			<0.0025						
7/17/2012				<0.0025					
7/18/2012	<0.0025							<0.0025	
7/23/2012		<0.0025				<0.0025			
1/8/2013								<0.0025	<0.0025
1/23/2013		<0.0025				<0.0025			
1/24/2013	<0.0025		<0.0025	<0.0025					
7/9/2013								<0.0025	
7/10/2013									<0.0025
7/17/2013	<0.0025					<0.0025			
7/23/2013			<0.0025						
7/24/2013		<0.0025		<0.0025					
1/15/2014						<0.0025		<0.0025	
1/21/2014	<0.0025								<0.0025
1/22/2014		<0.0025	<0.0025	<0.0025					
6/25/2014	<0.0025				<0.0025	<0.0025		<0.0025	
7/1/2014		<0.0025	<0.0025						<0.0025
7/8/2014				<0.0025 (D)					
1/14/2015	<0.0025					<0.0025			
1/21/2015			<0.0025	<0.0025				0.0014	<0.0025
1/22/2015		<0.0025							
7/21/2015	<0.0025		<0.0025		0.00042 (J)	<0.0025			
7/22/2015		<0.0025		<0.0025					
7/28/2015								0.0022	<0.0025
1/19/2016				<0.0025 (D)					
1/20/2016		<0.0025				<0.0025			
1/21/2016	<0.0025								
1/22/2016			<0.0025						
1/25/2016							<0.0025		
1/26/2016								<0.0025	<0.0025
3/22/2016			<0.0025	<0.0025					
3/23/2016	<0.0025	<0.0025				<0.0025			
3/29/2016								<0.0025	<0.0025
3/30/2016							<0.0025		
3/31/2016					0.000546 (J)				

ND substitution: RL or RL/2 if <15% NDs.

Time Series

Constituent: Cadmium (mg/L) Analysis Run 8/13/2024 11:19 AM

Plant Wansley Client: Southern Company Data: Wansley Landfill

	GWA-1 (bg)	GWA-2 (bg)	GWA-28 (bg)	GWA-29 (bg)	GWA-3 (bg)	GWA-4 (bg)	GWC-10	GWC-11	GWC-12
5/19/2016				0.000111 (J)		<0.0025			
5/20/2016	<0.0025								
5/23/2016			<0.0025						
5/24/2016		<0.0025							
5/25/2016					0.000137 (J)		<0.0025	<0.0025	<0.0025
7/21/2016	<0.0025			<0.0025		<0.0025			
7/22/2016									<0.0025
7/25/2016			<0.0025					<0.0025	
7/26/2016		<0.0025							
7/27/2016					<0.0025		<0.0025		
9/14/2016						<0.0025			
9/15/2016	<0.0025		<0.0025						<0.0025
9/16/2016		<0.0025					<0.0025		
9/19/2016								<0.0025	
11/9/2016			<0.0025						
11/10/2016		<0.0025				<0.0025			
11/11/2016	<0.0025								
11/16/2016								<0.0025	<0.0025
11/17/2016							<0.0025		
1/17/2017			<0.0025	<0.0025		<0.0025			
1/19/2017	<0.0025	<0.0025							
1/31/2017								<0.0025	<0.0025
2/1/2017							<0.0025		
3/16/2017	<0.0025		<0.0025			<0.0025			
3/17/2017		<0.0025							
3/23/2017								<0.0025	<0.0025
3/24/2017							<0.0025		
4/27/2017			<0.0025	<0.0025		<0.0025			
4/28/2017	<0.0025	<0.0025							
5/2/2017								<0.0025	
5/3/2017							<0.0025		<0.0025
7/18/2017				<0.0025					
8/1/2017			<0.0025	<0.0025	<0.0025				
8/2/2017		<0.0025				<0.0025			
8/3/2017	<0.0025								
8/7/2017								<0.0025	<0.0025
8/8/2017							<0.0025		
10/3/2017					<0.0025				
1/19/2018	<0.0025	<0.0025	<0.0025	<0.0025					
1/22/2018						<0.0025			
1/24/2018								<0.0025	<0.0025
1/25/2018							<0.0025		
6/19/2018	0.0005 (J)	<0.0025	<0.0025	<0.0025		<0.0025			
6/20/2018					<0.0025			<0.0025	
6/21/2018							<0.0025		
6/26/2018									<0.0025
1/17/2019	<0.0025	<0.0025				<0.0025			
1/18/2019				<0.0025	<0.0025				
1/21/2019			<0.0025						
1/24/2019								<0.0025	
1/25/2019									<0.0025
1/31/2019							<0.0025		

ND substitution: RL or RL/2 if <15% NDs.

Time Series

Constituent: Cadmium (mg/L) Analysis Run 8/13/2024 11:19 AM

Plant Wansley Client: Southern Company Data: Wansley Landfill

	GWA-1 (bg)	GWA-2 (bg)	GWA-28 (bg)	GWA-29 (bg)	GWA-3 (bg)	GWA-4 (bg)	GWC-10	GWC-11	GWC-12
6/24/2019	<0.0025	<0.0025				<0.0025			
6/25/2019			<0.0025	<0.0025	0.00014 (J)				
6/26/2019							<0.0025	<0.0025	<0.0025
9/9/2019	<0.0025								
9/10/2019		<0.0025	<0.0025	<0.0025		<0.0025			
9/11/2019					<0.0025				<0.0025
9/16/2019								<0.0025	
9/17/2019							<0.0025		
3/10/2020	<0.0025	<0.0025	<0.0025	<0.0025	<0.0025	<0.0025			
3/16/2020								0.00033 (J)	
3/17/2020							<0.0025		
3/18/2020									<0.0025
9/9/2020	<0.0025		<0.0025	<0.0025	<0.0025	<0.0025			
9/10/2020		<0.0025					<0.0025	<0.0025	<0.0025
3/15/2021	<0.0025	<0.0025	<0.0025	<0.0025	<0.0025	<0.0025			
3/16/2021									<0.0025
3/17/2021								<0.0025	
3/18/2021							<0.0025		
8/16/2021	<0.0025		<0.0025						
8/18/2021		<0.0025		<0.0025	<0.0025	<0.0025			
8/19/2021									<0.0025
8/20/2021							<0.0025		
8/23/2021								<0.0025	
2/28/2022	<0.0025								
3/1/2022		<0.0025	<0.0025		<0.0025	<0.0025			
3/2/2022				<0.0025					
3/7/2022								<0.0025	<0.0025
3/8/2022							<0.0025		
8/9/2022	<0.0025	<0.0025	<0.0025	8.5E-05 (J)	0.00018 (J)	<0.0025			
8/15/2022								<0.0025	
8/16/2022							<0.0025		<0.0025
2/13/2023				<0.0025					
2/14/2023	9E-05 (J)	<0.0025	8E-05 (J)		0.00015 (J)	<0.0025			
2/15/2023							<0.0025		<0.0025
2/21/2023								<0.0025	
8/8/2023				<0.0025	0.00012 (J)				
8/9/2023	<0.0025	<0.0025	<0.0025			<0.0025			
8/10/2023							<0.0025		
8/14/2023								<0.0025	<0.0025
2/13/2024	<0.0025								
2/14/2024		<0.0025	<0.0025	<0.0025		<0.0025		<0.0025	
2/20/2024							8E-05 (J)		<0.0025

ND substitution: RL or RL/2 if <15% NDs.

Time Series

Constituent: Cadmium (mg/L) Analysis Run 8/13/2024 11:19 AM

Plant Wansley Client: Southern Company Data: Wansley Landfill

	GWC-13	GWC-14	GWC-15	GWC-16	GWC-17	GWC-18	GWC-19	GWC-20	GWC-21
8/30/2011				<0.0025	<0.0025	<0.0025	<0.0025		
8/31/2011								<0.0025	<0.0025
9/13/2011	<0.0025	<0.0025							
9/16/2011			<0.0025						
10/26/2011				<0.0025	<0.0025	<0.0025	<0.0025		
10/27/2011		<0.0025	<0.0025					<0.0025	<0.0025
10/28/2011	<0.0025								
12/3/2011		<0.0025	<0.0025	<0.0025	<0.0025	<0.0025	<0.0025		
12/4/2011	<0.0025							<0.0025	<0.0025
1/24/2012	<0.0025	<0.0025							
1/25/2012				<0.0025	<0.0025				
2/8/2012							<0.0025	<0.0025	<0.0025
2/9/2012			<0.0025			<0.0025			
7/11/2012	<0.0025	<0.0025	<0.0025	<0.0025	<0.0025	<0.0025	<0.0025	<0.0025	
7/17/2012									<0.0025
1/8/2013	<0.0025	<0.0025	<0.0025	<0.0025	<0.0025	<0.0025	<0.0025	<0.0025	
1/9/2013									<0.0025
7/2/2013			<0.0025	<0.0025					
7/10/2013	<0.0025	<0.0025							
7/16/2013					<0.0025	<0.0025	<0.0025	<0.0025	<0.0025
1/14/2014				<0.0025	<0.0025	<0.0025			
1/21/2014	<0.0025	<0.0025	<0.0025				<0.0025	<0.0025	0.00029
6/24/2014			<0.0025			<0.0025	<0.0025	<0.0025	<0.0025
6/25/2014				<0.0025	<0.0025				
7/1/2014	<0.0025	<0.0025							
1/13/2015				<0.0025		<0.0025	<0.0025	<0.0025	<0.0025
1/14/2015		<0.0025	<0.0025		<0.0025				
1/21/2015	<0.0025								
7/22/2015		0.00028 (J)	<0.0025	<0.0025					
7/23/2015						<0.0025	<0.0025	<0.0025	<0.0025
7/28/2015	<0.0025				<0.0025				
1/26/2016									<0.0025
1/27/2016	<0.0025	<0.0025	<0.0025	<0.0025	<0.0025	<0.0025	<0.0025	<0.0025	
3/29/2016	<0.0025								
3/30/2016		0.000222 (J)	<0.0025	<0.0025	<0.0025	<0.0025	<0.0025	<0.0025	<0.0025
5/25/2016	<0.0025	0.000327 (J)	<0.0025	<0.0025	<0.0025				
5/26/2016						<0.0025	<0.0025	<0.0025	<0.0025
7/25/2016						<0.0025	<0.0025	<0.0025	
7/26/2016	<0.0025	<0.0025	<0.0025						<0.0025
7/27/2016				<0.0025	<0.0025				
9/15/2016	<0.0025	0.00053 (J)							
9/16/2016				<0.0025					
9/19/2016					<0.0025	<0.0025	<0.0025		
9/20/2016			<0.0025					<0.0025	<0.0025
11/17/2016	<0.0025	<0.0025	<0.0025	<0.0025	<0.0025	<0.0025	<0.0025	<0.0025	<0.0025
1/31/2017	<0.0025								
2/1/2017		<0.0025	<0.0025	<0.0025	<0.0025	<0.0025			
2/2/2017							<0.0025	<0.0025	<0.0025
3/23/2017	<0.0025	<0.0025	<0.0025						
3/24/2017				<0.0025	<0.0025	<0.0025	<0.0025		
3/28/2017								<0.0025	<0.0025
5/3/2017	<0.0025	<0.0025	<0.0025	<0.0025	<0.0025	<0.0025	<0.0025		

ND substitution: RL or RL/2 if <15% NDs.

Time Series

Constituent: Cadmium (mg/L) Analysis Run 8/13/2024 11:19 AM

Plant Wansley Client: Southern Company Data: Wansley Landfill

	GWC-13	GWC-14	GWC-15	GWC-16	GWC-17	GWC-18	GWC-19	GWC-20	GWC-21
5/4/2017								<0.0025	<0.0025
8/4/2017	<0.0025		<0.0025						
8/7/2017		0.00051 (J)		<0.0025	<0.0025	<0.0025	<0.0025	<0.0025	<0.0025
1/25/2018	<0.0025	<0.0025	<0.0025	<0.0025	<0.0025	<0.0025	<0.0025		
1/26/2018								<0.0025	<0.0025
6/20/2018	<0.0025	0.00047 (J)	<0.0025	<0.0025					<0.0025
6/21/2018						<0.0025	<0.0025	<0.0025	
6/26/2018					<0.0025				
1/22/2019	<0.0025	0.00021 (J)	<0.0025						
1/24/2019					<0.0025				<0.0025
1/25/2019				<0.0025					
1/28/2019						<0.0025	<0.0025	<0.0025	
6/25/2019	<0.0025	0.00021 (J)	<0.0025	<0.0025	<0.0025			<0.0025	<0.0025
6/26/2019							<0.0025		
6/27/2019						<0.0025			
9/11/2019				<0.0025	<0.0025	<0.0025		<0.0025	0.00018 (J)
9/12/2019	<0.0025	0.00052 (J)					<0.0025		
9/17/2019			<0.0025						
3/12/2020	<0.0025								
3/16/2020			<0.0025						
3/17/2020		0.00036 (J)		<0.0025	<0.0025	<0.0025			
3/18/2020							<0.0025	<0.0025	<0.0025
9/10/2020	<0.0025	0.00043 (J)	<0.0025						
9/11/2020				<0.0025					
9/14/2020					<0.0025	<0.0025			
9/15/2020							<0.0025	<0.0025	<0.0025
3/16/2021					<0.0025	<0.0025		<0.0025	0.00025 (J)
3/17/2021	<0.0025	0.00043 (J)		<0.0025			<0.0025		
3/18/2021			<0.0025						
8/19/2021									<0.0025
8/20/2021				<0.0025	<0.0025				
8/23/2021	<0.0025	<0.0025							
8/24/2021			<0.0025			<0.0025	<0.0025	<0.0025	
3/7/2022		<0.0025	<0.0025					<0.0025	<0.0025
3/8/2022	<0.0025			<0.0025	<0.0025	<0.0025	0.00097 (J)		
8/11/2022					<0.0025	<0.0025	<0.0025		
8/15/2022	0.0001 (J)								
8/16/2022		0.00045 (J)	<0.0025	<0.0025				<0.0025	9.5E-05 (J)
2/17/2023		0.00011 (J)							
2/20/2023				<0.0025	<0.0025	<0.0025			
2/21/2023	<0.0025		<0.0025				<0.0025		0.00012 (J)
2/22/2023								<0.0025	
8/9/2023						<0.0025	<0.0025	<0.0025	8.5E-05 (J)
8/10/2023					<0.0025				
8/14/2023		<0.0025	<0.0025	<0.0025					
8/16/2023	<0.0025								
2/19/2024	0.00026 (J)	0.0001 (J)							<0.0025
2/20/2024					0.00026 (J)			<0.0025	
2/21/2024			<0.0025	<0.0025		<0.0025	<0.0025		

ND substitution: RL or RL/2 if <15% NDs.

Time Series

Constituent: Cadmium (mg/L) Analysis Run 8/13/2024 11:19 AM

Plant Wansley Client: Southern Company Data: Wansley Landfill

	GWC-22	GWC-23	GWC-24	GWC-25	GWC-26	GWC-27	GWC-30	GWC-31	GWC-32
9/15/2011	<0.0025						<0.0025		<0.0025
9/16/2011		<0.0025							
9/17/2011				<0.0025	<0.0025	<0.0025		<0.0025	
10/28/2011							<0.0025		
10/29/2011	<0.0025	<0.0025			<0.0025	<0.0025			
10/31/2011				<0.0025				<0.0025	<0.0025
12/13/2011	<0.0025	<0.0025					<0.0025		<0.0025
12/14/2011				<0.0025	<0.0025	<0.0025			
1/25/2012	<0.0025					<0.0025			
1/31/2012		<0.0025							
2/1/2012									<0.0025
2/7/2012				<0.0025	<0.0025			<0.0025	
2/8/2012							<0.0025		
7/17/2012				<0.0025	<0.0025	<0.0025			<0.0025
7/18/2012	<0.0025	<0.0025					<0.0025		
1/22/2013	<0.0025	<0.0025							
1/23/2013								<0.0025	<0.0025
1/24/2013					<0.0025	<0.0025	<0.0025		
7/16/2013	<0.0025								
7/23/2013		<0.0025							
7/24/2013				<0.0025	<0.0025	<0.0025	<0.0025		<0.0025
1/21/2014	<0.0025								
1/22/2014		<0.0025							
1/23/2014				<0.0025	<0.0025	<0.0025	<0.0025	<0.0025	<0.0025
6/25/2014	<0.0025								
7/1/2014		<0.0025					<0.0025	<0.0025	<0.0025
7/8/2014			<0.0025	<0.0025	<0.0025	<0.0025			
1/14/2015	<0.0025								
1/20/2015							<0.0025		<0.0025
1/21/2015				<0.0025	<0.0025	<0.0025		<0.0025	
1/22/2015		<0.0025							
7/23/2015	<0.0025								
7/29/2015		<0.0025							
7/30/2015				<0.0025		<0.0025	<0.0025		<0.0025
7/31/2015			<0.0025		<0.0025				
1/19/2016							<0.0025		
1/20/2016			<0.0025						
1/21/2016		<0.0025		<0.0025					
1/22/2016						<0.0025			
1/25/2016					<0.0025			<0.0025	<0.0025
1/26/2016	<0.0025								
3/23/2016						<0.0025	<0.0025		<0.0025
3/24/2016					<0.0025				
3/28/2016				<0.0025					
3/29/2016		<0.0025							
3/30/2016			0.000124 (J)					<0.0025	
3/31/2016	<0.0025								
5/20/2016							<0.0025		
5/24/2016						<0.0025			<0.0025
5/25/2016		<0.0025	<0.0025	<0.0025	<0.0025			<0.0025	
5/26/2016	<0.0025								
7/21/2016							<0.0025		

ND substitution: RL or RL/2 if <15% NDs.

Time Series

Constituent: Cadmium (mg/L) Analysis Run 8/13/2024 11:19 AM

Plant Wansley Client: Southern Company Data: Wansley Landfill

	GWC-22	GWC-23	GWC-24	GWC-25	GWC-26	GWC-27	GWC-30	GWC-31	GWC-32
7/22/2016									<0.0025
7/26/2016	<0.0025				<0.0025	<0.0025			
7/27/2016		<0.0025	<0.0025	<0.0025				<0.0025	
9/16/2016			<0.0025						<0.0025
9/19/2016				<0.0025	<0.0025	<0.0025			
9/20/2016	<0.0025	<0.0025					<0.0025		
11/11/2016						<0.0025			
11/14/2016					<0.0025		<0.0025		
11/15/2016				<0.0025					<0.0025
11/17/2016	<0.0025								
11/18/2016		<0.0025	<0.0025						
1/19/2017					<0.0025				
1/20/2017						<0.0025			
1/24/2017				<0.0025			<0.0025		
1/25/2017								<0.0025	
1/26/2017									<0.0025
2/3/2017	<0.0025	<0.0025	0.0021						
3/16/2017					<0.0025	<0.0025			
3/17/2017							<0.0025		
3/23/2017				<0.0025				<0.0025	
3/24/2017									<0.0025
3/28/2017	<0.0025	<0.0025							
3/29/2017			<0.0025						
4/28/2017						<0.0025			
5/1/2017					<0.0025		<0.0025		
5/2/2017				<0.0025				<0.0025	<0.0025
5/3/2017	<0.0025								
5/4/2017		<0.0025	<0.0025						
7/19/2017								<0.0025	
8/3/2017				<0.0025	<0.0025	<0.0025			<0.0025
8/4/2017							<0.0025	<0.0025	
8/8/2017	<0.0025	<0.0025	<0.0025						
1/19/2018						<0.0025			
1/22/2018					<0.0025				
1/23/2018								<0.0025	<0.0025
1/24/2018							<0.0025		
1/25/2018	<0.0025	<0.0025	<0.0025	<0.0025					
6/20/2018	<0.0025	<0.0025							
6/21/2018							<0.0025		
6/26/2018									<0.0025
6/27/2018			<0.0025	<0.0025	<0.0025	<0.0025		<0.0025	
1/24/2019	<0.0025			<0.0025	<0.0025	<0.0025			
1/25/2019		<0.0025							
1/30/2019							<0.0025		<0.0025
1/31/2019			<0.0025					<0.0025	
6/25/2019	0.00057 (J)			<0.0025	<0.0025				
6/26/2019		<0.0025	<0.0025			<0.0025		<0.0025	
6/27/2019							<0.0025		<0.0025
9/10/2019	0.00046 (J)						<0.0025		
9/11/2019			<0.0025	0.0002 (J)				<0.0025	
9/12/2019		<0.0025			<0.0025	<0.0025			<0.0025
3/11/2020							<0.0025		

ND substitution: RL or RL/2 if <15% NDs.

Time Series

Constituent: Cadmium (mg/L) Analysis Run 8/13/2024 11:19 AM

Plant Wansley Client: Southern Company Data: Wansley Landfill

	GWC-22	GWC-23	GWC-24	GWC-25	GWC-26	GWC-27	GWC-30	GWC-31	GWC-32
3/12/2020			<0.0025	<0.0025		<0.0025			
3/13/2020					<0.0025				
3/17/2020								<0.0025	
3/18/2020	0.00062 (J)	<0.0025							<0.0025
9/9/2020						<0.0025			
9/10/2020	<0.0025	<0.0025					<0.0025		
9/11/2020								<0.0025	
9/14/2020				<0.0025					
9/15/2020			<0.0025		<0.0025				<0.0025
3/15/2021	<0.0025								
3/16/2021								<0.0025	
3/17/2021				<0.0025	<0.0025				<0.0025
3/18/2021		<0.0025	<0.0025			<0.0025	<0.0025		
8/19/2021	<0.0025		<0.0025	<0.0025	<0.0025				
8/23/2021		<0.0025				<0.0025	<0.0025		
8/24/2021									<0.0025
8/25/2021								<0.0025	
3/2/2022							<0.0025		
3/8/2022	<0.0025			<0.0025		<0.0025			
3/9/2022		<0.0025			<0.0025				<0.0025
3/10/2022			<0.0025					<0.0025	
8/10/2022				<0.0025	<0.0025	<0.0025	<0.0025		<0.0025
8/16/2022		<0.0025						<0.0025	
8/17/2022	<0.0025								
8/18/2022			<0.0025						
2/14/2023	9E-05 (J)						<0.0025		
2/15/2023									<0.0025
2/16/2023			8E-05 (J)						
2/20/2023						<0.0025			
2/21/2023		<0.0025		<0.0025	<0.0025				
2/22/2023								8E-05 (J)	
8/14/2023	<0.0025								
8/15/2023		<0.0025		<0.0025		<0.0025			<0.0025
8/16/2023			<0.0025		<0.0025		<0.0025	<0.0025	
2/14/2024	0.00024 (J)								
2/19/2024		<0.0025							
2/20/2024					<0.0025	<0.0025			<0.0025
2/21/2024				<0.0025			<0.0025	<0.0025	
2/22/2024			<0.0025						

ND substitution: RL or RL/2 if <15% NDs.

Time Series

Constituent: Cadmium (mg/L) Analysis Run 8/13/2024 11:19 AM

Plant Wansley Client: Southern Company Data: Wansley Landfill

	GWC-33	GWC-34	GWC-35	GWC-5	GWC-6	GWC-7	GWC-8	GWC-9
8/31/2011				<0.0025	<0.0025			
9/7/2011						<0.0025	<0.0025	<0.0025
9/16/2011	<0.0025	<0.0025	<0.0025					
10/27/2011				<0.0025				
10/30/2011	<0.0025				<0.0025	<0.0025	<0.0025	<0.0025
10/31/2011		<0.0025	<0.0025					
12/4/2011								<0.0025
12/5/2011				<0.0025	<0.0025	<0.0025	<0.0025	
12/12/2011		<0.0025	<0.0025					
12/13/2011	<0.0025							
1/19/2012							<0.0025	<0.0025
1/25/2012				<0.0025	<0.0025	<0.0025		
2/1/2012	<0.0025	<0.0025	<0.0025					
7/16/2012		<0.0025	<0.0025					
7/17/2012	<0.0025							
7/18/2012				<0.0025		<0.0025	<0.0025	<0.0025
7/24/2012					<0.0025			
1/7/2013						<0.0025	<0.0025	
1/8/2013					<0.0025			<0.0025
1/9/2013				<0.0025				
1/22/2013		<0.0025	<0.0025					
1/23/2013	<0.0025							
7/2/2013			<0.0025					
7/9/2013					<0.0025	<0.0025	<0.0025	<0.0025
7/17/2013	<0.0025	<0.0025		<0.0025				
1/14/2014						<0.0025	<0.0025	<0.0025
1/15/2014				<0.0025	<0.0025			
1/21/2014			<0.0025					
1/23/2014	<0.0025	<0.0025						
6/24/2014						<0.0025	<0.0025	<0.0025
6/25/2014		<0.0025	<0.0025	<0.0025	<0.0025			
1/13/2015				<0.0025				
1/14/2015		<0.0025	<0.0025					
1/20/2015	<0.0025				<0.0025	<0.0025	<0.0025	<0.0025
7/24/2015				<0.0025	<0.0025			
7/27/2015						<0.0025	<0.0025	<0.0025
7/28/2015			<0.0025					
7/29/2015	<0.0025	<0.0025						
1/20/2016				<0.0025	<0.0025			
1/21/2016		<0.0025	<0.0025					
1/25/2016	<0.0025							
1/26/2016						<0.0025	<0.0025	<0.0025
3/23/2016	<0.0025							
3/24/2016		<0.0025	<0.0025					
3/28/2016				<0.0025	<0.0025			
3/29/2016						<0.0025	<0.0025	<0.0025
5/23/2016		<0.0025	<0.0025	<0.0025				
5/24/2016	<0.0025				<0.0025	<0.0025	<0.0025	<0.0025
7/21/2016		<0.0025	<0.0025	<0.0025	<0.0025			
7/22/2016	<0.0025					<0.0025		
7/25/2016								<0.0025
7/26/2016							<0.0025	

ND substitution: RL or RL/2 if <15% NDs.

Time Series

Constituent: Cadmium (mg/L) Analysis Run 8/13/2024 11:19 AM

Plant Wansley Client: Southern Company Data: Wansley Landfill

	GWC-33	GWC-34	GWC-35	GWC-5	GWC-6	GWC-7	GWC-8	GWC-9
9/15/2016		<0.0025	<0.0025	<0.0025	<0.0025	<0.0025		
9/16/2016	<0.0025							
9/19/2016							<0.0025	<0.0025
11/15/2016		<0.0025	<0.0025	<0.0025				
11/16/2016					<0.0025	<0.0025	<0.0025	<0.0025
11/17/2016	<0.0025							
1/25/2017	<0.0025	<0.0025						
1/26/2017			<0.0025	<0.0025	<0.0025	<0.0025	<0.0025	
1/31/2017								<0.0025
3/22/2017		<0.0025	<0.0025	<0.0025	<0.0025	<0.0025		
3/23/2017	<0.0025						<0.0025	<0.0025
5/1/2017	<0.0025	<0.0025						
5/2/2017			<0.0025	<0.0025	<0.0025	<0.0025		<0.0025
5/3/2017							<0.0025	
8/3/2017		<0.0025	<0.0025	<0.0025	<0.0025			
8/4/2017	<0.0025					<0.0025		
8/7/2017							<0.0025	<0.0025
1/23/2018	<0.0025	<0.0025	<0.0025	<0.0025	<0.0025	<0.0025		
1/24/2018							<0.0025	<0.0025
6/19/2018			<0.0025					
6/20/2018		<0.0025						
6/21/2018							<0.0025	<0.0025
6/25/2018				<0.0025	<0.0025	<0.0025		
6/26/2018	<0.0025							
1/21/2019			<0.0025			<0.0025		
1/22/2019							<0.0025	<0.0025
1/28/2019		<0.0025						
1/30/2019	<0.0025			<0.0025	<0.0025			
6/25/2019						<0.0025	<0.0025	<0.0025
6/26/2019	<0.0025	<0.0025	<0.0025	<0.0025	<0.0025			
9/10/2019						<0.0025	<0.0025	
9/11/2019		<0.0025						
9/12/2019	<0.0025		<0.0025	<0.0025	<0.0025			
9/16/2019								<0.0025
3/11/2020		<0.0025	<0.0025					
3/12/2020	<0.0025					<0.0025	0.00032 (J)	
3/16/2020				<0.0025	<0.0025			<0.0025
9/9/2020				<0.0025				
9/11/2020		<0.0025	<0.0025		<0.0025			<0.0025
9/14/2020						<0.0025	<0.0025	
9/16/2020	<0.0025							
3/16/2021		<0.0025	<0.0025			<0.0025	<0.0025	<0.0025
3/17/2021				<0.0025	<0.0025			
3/18/2021	<0.0025							
8/18/2021			<0.0025		<0.0025			
8/19/2021				<0.0025		<0.0025		
8/20/2021							<0.0025	
8/24/2021	<0.0025	<0.0025						
8/25/2021								<0.0025
3/2/2022		<0.0025	<0.0025	<0.0025	<0.0025	<0.0025	<0.0025	
3/9/2022	<0.0025							<0.0025
8/10/2022		0.00016 (J)						

ND substitution: RL or RL/2 if <15% NDs.

Time Series

Constituent: Cadmium (mg/L) Analysis Run 8/13/2024 11:19 AM

Plant Wansley Client: Southern Company Data: Wansley Landfill

	GWC-33	GWC-34	GWC-35	GWC-5	GWC-6	GWC-7	GWC-8	GWC-9
8/11/2022				<0.0025	<0.0025	<0.0025	<0.0025	
8/15/2022	<0.0025		<0.0025					
8/16/2022								9.5E-05 (J)
2/15/2023							<0.0025	<0.0025
2/20/2023	<0.0025	0.00014 (J)	<0.0025	<0.0025	<0.0025			
2/21/2023						8.5E-05 (J)		
8/9/2023						<0.0025	<0.0025	<0.0025
8/14/2023				<0.0025	<0.0025			
8/15/2023	<0.0025							
8/16/2023		<0.0025	<0.0025					
2/14/2024				0.0001 (J)	<0.0025			
2/19/2024								<0.0025
2/20/2024	<0.0025							
2/21/2024						<0.0025	<0.0025	
2/22/2024		0.0002 (J)	<0.0025					

ND substitution: RL or RL/2 if <15% NDs.

Time Series

Constituent: Calcium (mg/L) Analysis Run 8/13/2024 11:19 AM

Plant Wansley Client: Southern Company Data: Wansley Landfill

	GWA-1 (bg)	GWA-2 (bg)	GWA-28 (bg)	GWA-29 (bg)	GWA-3 (bg)	GWA-4 (bg)	GWC-10	GWC-11	GWC-12
3/22/2016			2.86	4.65					
3/23/2016	0.893	3.09				24.2			
3/29/2016								15	32.6
3/30/2016							27.6		
3/31/2016					39.6				
5/19/2016				5.08		33.6			
5/20/2016	0.784								
5/23/2016			2.81						
5/24/2016		3.51							
5/25/2016					28.3		28.5	18.5	38.3
7/21/2016	0.6			4.7		30			
7/22/2016									32
7/25/2016			2.4					14	
7/26/2016		3.1							
7/27/2016					22		29		
9/14/2016						31			
9/15/2016	0.7		2.5						33
9/16/2016		3.6					27		
9/19/2016								18	
11/9/2016			2.6						
11/10/2016		3.7				27			
11/11/2016	0.59								
11/16/2016								15	34
11/17/2016							29		
1/17/2017			2.4	3.7		26			
1/19/2017	0.59	4.2							
1/31/2017								8	40
2/1/2017							26		
3/16/2017	0.72		2.7			27			
3/17/2017		3.4							
3/23/2017								9.3	37
3/24/2017							24		
4/27/2017			2.4	3.9		27			
4/28/2017	0.72	3.9							
5/2/2017								14	
5/3/2017							29		41
7/18/2017				<0.25 (*)					
8/1/2017				3.8	72				
10/3/2017		4.2	2.7	4.1	91 (o)	30			
10/4/2017	0.73						32	16	40
1/19/2018	0.7	3.8	2.6	3.7					
1/22/2018						33			
1/24/2018								12	38
1/25/2018							22		
6/19/2018	0.75	3.4	2.5	4.1		26			
6/20/2018					43			13	
6/21/2018							13		
6/26/2018									38
9/25/2018	0.73	4	2.8	4.6		29			
9/27/2018							13	9	
9/28/2018									46
1/17/2019	0.74	3.5				22			

ND substitution: RL or RL/2 if <15% NDs.

Time Series

Constituent: Calcium (mg/L) Analysis Run 8/13/2024 11:19 AM

Plant Wansley Client: Southern Company Data: Wansley Landfill

	GWA-1 (bg)	GWA-2 (bg)	GWA-28 (bg)	GWA-29 (bg)	GWA-3 (bg)	GWA-4 (bg)	GWC-10	GWC-11	GWC-12
1/18/2019				4.2	10				
1/21/2019			3						
1/24/2019								3.8	
1/25/2019									46
1/31/2019							15		
6/24/2019	0.76	5				27			
6/25/2019			3	4.8	10				
6/26/2019							16	11	43
9/9/2019	0.8								
9/10/2019		4.2	2.9	4.8		31			
9/11/2019					11				42
9/16/2019								14	
9/17/2019							7.2		
3/10/2020	0.85	3.3	2.9	4.1	11	26			
3/16/2020								3.1	
3/17/2020							15		
3/18/2020									46
9/9/2020	0.81		2.8	3.9	12	26			
9/10/2020		3.4					29	21	46
3/15/2021	0.82	3.2	3	4.6	16	21			
3/16/2021									52
3/17/2021								13	
3/18/2021							19		
8/16/2021	0.77		2.7						
8/18/2021		3.3		4.2	16	24			
8/19/2021									51
8/20/2021							14		
8/23/2021								9.1	
2/28/2022	0.76								
3/1/2022		3	2.8		15	24			
3/2/2022				4.3					
3/7/2022								6.9	48
3/8/2022							16		
8/9/2022	0.83	3.8	3.3	5.3	17	34			
8/15/2022								8.7	
8/16/2022							21		54
2/13/2023				4.7					
2/14/2023	0.9	3.1	3.4		18	28			
2/15/2023							15		55
2/21/2023								3.4	
8/8/2023				5.2	19				
8/9/2023	0.87	3.4	3.5			36			
8/10/2023							16		
8/14/2023								7.2	53
2/13/2024	0.86								
2/14/2024		3.4	3.2	4.5		38		6.7	
2/20/2024							13		49

Time Series

Constituent: Calcium (mg/L) Analysis Run 8/13/2024 11:19 AM

Plant Wansley Client: Southern Company Data: Wansley Landfill

	GWC-13	GWC-14	GWC-15	GWC-16	GWC-17	GWC-18	GWC-19	GWC-20	GWC-21
3/29/2016	3.91								
3/30/2016		13.8	13.3	6.72	8.15	6.88	8.32	8.78	2.98
5/25/2016	4.06	22.2	10.6	7.09	8.68				
5/26/2016						6.42	6.78	9.13	3.16
7/25/2016						5.3	4.7	7.7	
7/26/2016	3.7	28	7.2						2.9
7/27/2016				6.4	7.9				
9/15/2016	3.7	30							
9/16/2016				6.7					
9/19/2016					7.8	5.4	4.3		
9/20/2016			6.9					8.9	3.6
11/17/2016	3.5	46	6.1	6.3	7.5	5.5	4.1	7.9	2.8
1/31/2017	4.1								
2/1/2017		15	9.6	6.8	8.7	7.3			
2/2/2017							14	8.9	3.3
3/23/2017	3.9	18	9.9						
3/24/2017				6.3	7.5	6.4	8.7		
3/28/2017								7.9	3.2
5/3/2017	4.1	18	9.4	6.9	8.2	6.8	9.9		
5/4/2017								9.1	3.1
10/4/2017		48	9.3		9.1				
10/5/2017	4.5			7.4		7.3	7.5		
10/6/2017								9.4	4.1
1/25/2018	4.6	19	11	7.1	8.3	7.1	8.5		
1/26/2018								8.5	3.2
6/20/2018	4	45	11	6.9					3.6
6/21/2018						6.4	7.3	8.6	
6/26/2018					7.7				
9/27/2018							5.9	9.8	4.6
9/28/2018						6.9			
10/1/2018		22	8	7					
10/2/2018	4.2				8.2				
1/22/2019	4.4	25	13						
1/24/2019					7.7				4.1
1/25/2019				7					
1/28/2019						7	9.9	8.6	
6/25/2019	4.3	26	9.8	7	8.4			9	5
6/26/2019							7.3		
6/27/2019						7			
9/11/2019				7.1	8	7		8.4	4.1
9/12/2019	4.2	52					5.4		
9/17/2019			7.7						
3/12/2020	4.3								
3/16/2020			14						
3/17/2020		40		7.4	8.5	7.6			
3/18/2020							11	8.9	7.3
9/10/2020	4.6	39	7.8						
9/11/2020				6.9					
9/14/2020					6.6	7.3			
9/15/2020							5.7	8.1	6.4
3/16/2021					7.9	7.8		8.9	6
3/17/2021	4.4	38		7.3			9.6		

Time Series

Constituent: Calcium (mg/L) Analysis Run 8/13/2024 11:19 AM

Plant Wansley Client: Southern Company Data: Wansley Landfill

	GWC-13	GWC-14	GWC-15	GWC-16	GWC-17	GWC-18	GWC-19	GWC-20	GWC-21
3/18/2021			12						
8/19/2021									10
8/20/2021				7.1	8.7				
8/23/2021	4.2	21							
8/24/2021			8.6			7.8	9.3	9.2	
3/7/2022		31	11					8.6	6.5
3/8/2022	3.9			6.6	7.9	7.5	9		
8/11/2022					7.8	6.6	4.7		
8/15/2022	4.2								
8/16/2022		39	7.7	7				8.8	7
2/17/2023		23							
2/20/2023				7.5	13	8.5			
2/21/2023	5.3		10				11		5.7
2/22/2023								9.3	
8/9/2023						8.4	5.7	9.6	9.3
8/10/2023					9.8				
8/14/2023		21	9	7.8					
8/16/2023	4.3								
2/19/2024	5.1	26							5.5
2/20/2024					12			9.7	
2/21/2024			10	7.6		8.7	11		

Time Series

Constituent: Calcium (mg/L) Analysis Run 8/13/2024 11:19 AM

Plant Wansley Client: Southern Company Data: Wansley Landfill

	GWC-22	GWC-23	GWC-24	GWC-25	GWC-26	GWC-27	GWC-30	GWC-31	GWC-32
3/23/2016						1.73	3.03		5.18
3/24/2016					1.72				
3/28/2016				12.3					
3/29/2016		3.32							
3/30/2016			1.01					11.3	
3/31/2016	11.5								
5/20/2016							3.37		
5/24/2016						0.745			6.58
5/25/2016		3.4	0.69	7.2	1.68			12.9	
5/26/2016	11.5								
7/21/2016							2.9		
7/22/2016									7.1
7/26/2016	9.5				1.4	1.4			
7/27/2016		2.9	0.4	5.4				12	
9/16/2016			1.3						8.7
9/19/2016				8.4	1.5	1.2			
9/20/2016	11	3.3					3.2		
11/11/2016						3.3			
11/14/2016					1.8		2.8		
11/15/2016				10					6.9
11/17/2016	10								
11/18/2016		2.9	1.3						
1/19/2017					1.6				
1/20/2017						2.2			
1/24/2017				14			3.1		
1/25/2017								8.3	
1/26/2017									13
2/3/2017	11	3.3	1.2						
3/16/2017					1.7	1			
3/17/2017							2.9		
3/23/2017				13				10	
3/24/2017									12
3/28/2017	9.8	3.1							
3/29/2017			1.3						
4/28/2017						0.88			
5/1/2017					1.6		3		
5/2/2017				41				9.8	15
5/3/2017	10								
5/4/2017		3.3	1.6						
7/19/2017								10	
8/4/2017								13	
10/3/2017						1.1			
10/4/2017					1.8		3.3		
10/5/2017	11	3.6	1.4	11					
10/6/2017								13	15
1/19/2018						2.5			
1/22/2018					1.9				
1/23/2018								11	12
1/24/2018							3.2		
1/25/2018	10	3.3	1.3	12					
6/20/2018	10	3.4							
6/21/2018							3.3		

Time Series

Constituent: Calcium (mg/L) Analysis Run 8/13/2024 11:19 AM

Plant Wansley Client: Southern Company Data: Wansley Landfill

	GWC-22	GWC-23	GWC-24	GWC-25	GWC-26	GWC-27	GWC-30	GWC-31	GWC-32
6/26/2018									7.1
6/27/2018			0.38	8.5	1.7	2.4		9.6	
9/26/2018				9.2					
9/27/2018					2.1	3.4			
9/28/2018			0.81						
10/1/2018	10	3.6							
10/2/2018									7.7
10/3/2018							3.3	11	
1/24/2019	10			5.4	1.9	0.71			
1/25/2019		3.7							
1/30/2019							3.4		7
1/31/2019			0.39					11	
6/25/2019	12			3.5	1.8				
6/26/2019		3.6	0.34 (J)			3.7		11	
6/27/2019							3.6		7.6
9/10/2019	11						4		
9/11/2019			0.9	6				12	
9/12/2019		3.6			1.8	1.2			10
3/11/2020							4.1		
3/12/2020			0.42 (J)	8.9		0.94			
3/13/2020					2.3				
3/17/2020								10	
3/18/2020	11	4							12
9/9/2020						2.3			
9/10/2020	10	3.7					3.9		
9/11/2020								11	
9/14/2020				3.4					
9/15/2020			0.15 (J)		2				6.6
3/15/2021	11								
3/16/2021								9.7	
3/17/2021				7.1	2.1				8.5
3/18/2021		3.5	0.18 (J)			3.1	3.9		
8/19/2021	11		0.32 (J)	7.4	2.1				
8/23/2021		3.9				1.6	3.5		
8/24/2021									6.1
8/25/2021								9.4	
3/2/2022							3.6		
3/8/2022	11			7.3		2.4			
3/9/2022		3.5			2				5.4
3/10/2022			0.14 (J)					8.3	
8/10/2022				7.6	1.7	3.1	3.6		6.7
8/16/2022		3.5						7.4	
8/17/2022	9.8								
8/18/2022			0.3 (J)						
2/14/2023	11						3.5		
2/15/2023									6.8
2/16/2023			0.19 (J)						
2/20/2023						1.1			
2/21/2023		4		7.4	2				
2/22/2023								8.6	
8/14/2023	11								
8/15/2023		4.2		7.1		2.8			6.7

Time Series

Constituent: Calcium (mg/L) Analysis Run 8/13/2024 11:19 AM

Plant Wansley Client: Southern Company Data: Wansley Landfill

	GWC-22	GWC-23	GWC-24	GWC-25	GWC-26	GWC-27	GWC-30	GWC-31	GWC-32
8/16/2023			0.2 (J)		1.9		3.8	11	
2/14/2024	11								
2/19/2024		3.8							
2/20/2024					1.8	1.7			6.7
2/21/2024				8.3			4	7.1	
2/22/2024			1.4						

Time Series

Constituent: Calcium (mg/L) Analysis Run 8/13/2024 11:19 AM

Plant Wansley Client: Southern Company Data: Wansley Landfill

	GWC-33	GWC-34	GWC-35	GWC-5	GWC-6	GWC-7	GWC-8	GWC-9
3/23/2016	13.8							
3/24/2016		3.27	1.97					
3/28/2016				23.9	10.8			
3/29/2016						70.8	27.2	12.6
5/23/2016		2.82	1.97	26.3				
5/24/2016	9.38				13	63.2	30.8	14.9
7/21/2016		2.6	1.7	21	12			
7/22/2016	9					56		
7/25/2016								23
7/26/2016							24	
9/15/2016		2.9	1.9	20	16	60		
9/16/2016	11							
9/19/2016							30	25
11/15/2016		2.5	1.8	20				
11/16/2016					14	59	30	28
11/17/2016	55 (O)							
1/25/2017	<0.25	2.7						
1/26/2017			2.2	16	13	61	29	
1/31/2017								18
3/22/2017		2.7	1.8	17	12	56		
3/23/2017	15						33	19
5/1/2017	10	3.1						
5/2/2017			2.1	38	12	59		18
5/3/2017							28	
8/4/2017	11							
10/3/2017		3.2	2.1	27	14	57		19
10/5/2017	16						28	
1/23/2018	10	3	2.2	31	14	51		
1/24/2018							25	16
6/19/2018			2					
6/20/2018		3.2						
6/21/2018							29	13
6/25/2018				35	12	54		
6/26/2018	13							
9/25/2018					15			
9/26/2018							34	18
10/1/2018			2.1					
10/2/2018	15	3.1				52		
10/3/2018				32				
1/21/2019			2			52		
1/22/2019							22	11
1/28/2019		2.9						
1/30/2019	17			34	12			
6/25/2019						50	29	14
6/26/2019	19	2.8	2	39	12			
9/10/2019						50	30	
9/11/2019		3.3						
9/12/2019	14		1.9	31	16			
9/16/2019								19
3/11/2020		2.6	1.8					
3/12/2020	19					47	19	
3/16/2020				33	12			8.9

ND substitution: RL or RL/2 if <15% NDs.

Time Series

Constituent: Calcium (mg/L) Analysis Run 8/13/2024 11:19 AM

Plant Wansley Client: Southern Company Data: Wansley Landfill

	GWC-33	GWC-34	GWC-35	GWC-5	GWC-6	GWC-7	GWC-8	GWC-9
9/9/2020				32				
9/11/2020		2.7	2.1		15			14
9/14/2020						43	27	
9/16/2020	14							
3/16/2021		3	2.2			47	28	11
3/17/2021				34	15			
3/18/2021	17							
8/18/2021			2.3		16			
8/19/2021				35		47		
8/20/2021							28	
8/24/2021	17	2.7						
8/25/2021								12
3/2/2022		2.8	2.6	30	14	47	24	
3/9/2022	20							8.1
8/10/2022		3.1						
8/11/2022				28	15	43	24	
8/15/2022	14		2.9					
8/16/2022								14
2/15/2023							23	8.1
2/20/2023	17	3.6	3	30	15			
2/21/2023						50		
8/9/2023						47	26	14
8/14/2023				32	16			
8/15/2023	19							
8/16/2023		3.5	4					
2/14/2024				30	15			
2/19/2024								7.2
2/20/2024	17							
2/21/2024						44	20	
2/22/2024		3.7	4.9					

Time Series

Constituent: Chloride (mg/L) Analysis Run 8/13/2024 11:19 AM

Plant Wansley Client: Southern Company Data: Wansley Landfill

	GWA-1 (bg)	GWA-2 (bg)	GWA-28 (bg)	GWA-29 (bg)	GWA-3 (bg)	GWA-4 (bg)	GWC-10	GWC-11	GWC-12
3/22/2016			1.3716	1.5096					
3/23/2016	1.8057	2.5102				9.041			
3/29/2016								3.4214	10.931
3/30/2016							3.7204		
3/31/2016					8.3045				
5/19/2016				1.51		13.1			
5/20/2016	1.84								
5/23/2016			1.33						
5/24/2016		4.52							
5/25/2016					10.1		3.89	5.33	10.5
7/21/2016	1.9			1.6		17			
7/22/2016									13
7/25/2016			1.4					5.8	
7/26/2016		4							
7/27/2016					10		6.5		
9/14/2016						17			
9/15/2016	1.8		1.3						13
9/16/2016		4.1					5.9		
9/19/2016								5.2	
11/9/2016			1.4						
11/10/2016		4.6				23			
11/11/2016	1.8								
11/16/2016								6.7	14
11/17/2016							7.9		
1/17/2017			1.3	1.3		14			
1/19/2017	1.8	5.6							
1/31/2017								2.1	17
2/1/2017							4.9		
3/16/2017	1.7		1.2			16			
3/17/2017		4.4							
3/23/2017								2	20
3/24/2017							2.6		
4/27/2017			1.2	1.4		15			
4/28/2017	1.7	4.7							
5/2/2017								3.3	
5/3/2017							3.9		18
7/18/2017				1.2					
8/1/2017				1.3					
10/3/2017		4.7	1.2	1.2	9.5	17			
10/4/2017	1.7						3.9	3.5	18
1/19/2018	1.6	4.3	1.1	1					
1/22/2018						15			
1/24/2018								2.3	19
1/25/2018							4.2		
6/19/2018	1.7	3.6	1.2	1.2		12			
6/20/2018					12			3.1	
6/21/2018							4.6		
6/26/2018									20
9/25/2018	1.7	4.9	1.2	1.2		17			
9/27/2018							5.4	3.3	
9/28/2018									21
1/17/2019	1.8	3.7				11			

Time Series

Constituent: Chloride (mg/L) Analysis Run 8/13/2024 11:19 AM

Plant Wansley Client: Southern Company Data: Wansley Landfill

	GWA-1 (bg)	GWA-2 (bg)	GWA-28 (bg)	GWA-29 (bg)	GWA-3 (bg)	GWA-4 (bg)	GWC-10	GWC-11	GWC-12
1/18/2019				1.3	19				
1/21/2019			1.2						
1/24/2019								0.94 (J)	
1/25/2019									23
1/31/2019							4		
6/24/2019	1.7	6.1				11			
6/25/2019			1.3	24	<1				
6/26/2019							4.2	3.2	21
9/9/2019	1.9								
9/10/2019		5.1	1.3	1.3		17			
9/11/2019					22				23
9/16/2019								3.1	
9/17/2019							3.6		
3/10/2020	2	3.9	1.4	1.1	43	10			
3/16/2020								0.81 (J)	
3/17/2020							3.7		
3/18/2020									22
9/9/2020	2		1.3	1.2	34	13			
9/10/2020		5.1					4.6	4.2	25
3/15/2021	2.2	4	1.2	1.2	49	6.7			
3/16/2021									27
3/17/2021								2.8	
3/18/2021							3.2		
8/16/2021	2.3		1.5						
8/18/2021		5.2		1.4	41	11			
8/19/2021									27
8/20/2021							4.8		
8/23/2021								2.7	
2/28/2022	2.1								
3/1/2022		4.2	1.2		15	8.6			
3/2/2022				1.2					
3/7/2022								1.4	33
3/8/2022							4.8		
8/9/2022	2	5.3	1.2	1.1	44	14			
8/15/2022								2.3	
8/16/2022							3.7		31
2/13/2023				1					
2/14/2023	2	3.6	1.2		18	9.9			
2/15/2023							4.8		25
2/21/2023								0.8 (J)	
8/8/2023				1.2	59				
8/9/2023	2.1	5.4	1.3			13			
8/10/2023							5.8		
8/14/2023								1.9	25
2/13/2024	2								
2/14/2024		2.8	1.1	0.93 (J)		12		1.4	
2/20/2024							7.4		26

ND substitution: RL or RL/2 if <15% NDs.

Time Series

Constituent: Chloride (mg/L) Analysis Run 8/13/2024 11:19 AM

Plant Wansley Client: Southern Company Data: Wansley Landfill

	GWC-13	GWC-14	GWC-15	GWC-16	GWC-17	GWC-18	GWC-19	GWC-20	GWC-21
3/29/2016	1.3057								
3/30/2016		49.11	9.921	1.4751	1.3046	1.9012	2.2278	2.0074	3.9326
5/25/2016	1.27	65.8	6.31	1.43	1.31				
5/26/2016						1.78	1.53	2	3.59
7/25/2016						1.7	1.5	2.1	
7/26/2016	1.4	64	3.6						3.3
7/27/2016				1.7	1.4				
9/15/2016	1.3	110							
9/16/2016				1.5					
9/19/2016					1.3	1.6	1.4		
9/20/2016			2.7					2	3.1
11/17/2016	1.2	180	2.5	1.4	1.3	1.5	1.4	1.9	3
1/31/2017	1.2								
2/1/2017		46	5.4	1.4	1.2	1.9			
2/2/2017							3.1	1.9	<1
3/23/2017	1.2	68	6.6						
3/24/2017				1.3	1.1	1.8	2.1		
3/28/2017								1.8	3.4
5/3/2017	1.1	49	5.1	1.3	1.2	1.6	1.8		
5/4/2017								1.9	3.4
10/4/2017		160	4.2		1.1				
10/5/2017	1.1			1.3		1.5	1.6		
10/6/2017								1.8	3.2
1/25/2018	1	52	6.5	1.2	0.99 (J)	1.6	1.7		
1/26/2018								1.6	3.3
6/20/2018	1.2	150	3.4	1.3					3.5
6/21/2018						1.5	1.6	1.9	
6/26/2018					1.1				
9/27/2018							1.3	1.8	3.1
9/28/2018						1.6			
10/1/2018		74	4.3	1.4					
10/2/2018	1.3				1.2				
1/22/2019	1.2	80	9.1						
1/24/2019					1.2				4.1
1/25/2019				1.5					
1/28/2019						1.7	2.2	2	
6/25/2019	1.3	82	5.8	1.5	1.2			1.9	3.5
6/26/2019							1.5		
6/27/2019						1.6			
9/11/2019				1.6	1.1	1.5		1.9	2.9
9/12/2019	1	190					1.3		
9/17/2019			2.8						
3/12/2020	1.3								
3/16/2020			9.5						
3/17/2020		120		1.9	1.3	1.9			
3/18/2020							2.5	2.1	3.8
9/10/2020	1.4	140	3.7						
9/11/2020				1.7					
9/14/2020					1.3	1.8			
9/15/2020							1.4	2	3.2
3/16/2021					1.2	1.8		2	3.5
3/17/2021	1.4	140		1.6			2.2		

ND substitution: RL or RL/2 if <15% NDs.

Time Series

Constituent: Chloride (mg/L) Analysis Run 8/13/2024 11:19 AM

Plant Wansley Client: Southern Company Data: Wansley Landfill

	GWC-13	GWC-14	GWC-15	GWC-16	GWC-17	GWC-18	GWC-19	GWC-20	GWC-21
3/18/2021			6.3						
8/19/2021									15
8/20/2021				1.8	1.4				
8/23/2021	1.3	99							
8/24/2021			5.1			2	1.9	2.5	
3/7/2022		160	8.8					2.3	3.7
3/8/2022	1.4			1.7	0.86 (J)	1.6	1.5		
8/11/2022					1.2	1.6	1.2		
8/15/2022	1.3								
8/16/2022		150	3.7	1.6				1.9	2.7
2/17/2023		84							
2/20/2023				1.4	1.2	1.5			
2/21/2023	1.1		3				1.7		2.6
2/22/2023								1.7	
8/9/2023						1.7	1.3	2	2.6
8/10/2023					1.3				
8/14/2023		44	3.8	1.4					
8/16/2023	1.4								
2/19/2024	1.8	110							3.5
2/20/2024					1.6			2.5	
2/21/2024			6.4	2		2.1	2.5		

Time Series

Constituent: Chloride (mg/L) Analysis Run 8/13/2024 11:19 AM

Plant Wansley Client: Southern Company Data: Wansley Landfill

	GWC-22	GWC-23	GWC-24	GWC-25	GWC-26	GWC-27	GWC-30	GWC-31	GWC-32
3/23/2016						1.0825	1.3598		1.0533
3/24/2016					2.8217				
3/28/2016				5.992					
3/29/2016		1.9463							
3/30/2016			4.6264					1.9069	
3/31/2016	1.8479								
5/20/2016							1.4		
5/24/2016						1.08			1.1
5/25/2016		1.96	4.6		2.93			1.89	
5/26/2016	1.71			8.14					
7/21/2016							1.4		
7/22/2016									1.1
7/26/2016	1.8				3	1.1			
7/27/2016		2.1	4.9	6.3					
9/16/2016			3.6						1.1
9/19/2016				5.1	2.9	1			
9/20/2016	1.7	1.9					1.3		
11/11/2016						0.97 (J)			
11/14/2016					2.8		1.3		
11/15/2016				3.9					1.1
11/17/2016	1.7								
11/18/2016		1.8	3.4						
1/19/2017					2.8				
1/20/2017						0.99 (J)			
1/24/2017				3.6			1.3		
1/25/2017								1.9	
1/26/2017									1.1
2/3/2017	1.6	1.9	3.6						
3/16/2017					2.7	1			
3/17/2017							1.3		
3/23/2017				3.2					
3/24/2017									1.1
3/28/2017	1.5	1.8							
3/29/2017			3.2						
4/28/2017						0.96 (J)			
5/1/2017					2.8		1.3		
5/2/2017				3.5					0.99 (J)
5/3/2017	1.5								
5/4/2017		1.8	3.2						
7/19/2017								1.6	
10/3/2017						0.96 (J)			
10/4/2017					2.8		1.2		
10/5/2017	1.5	1.8	3.3	3.5					
10/6/2017								1.7	1.1
1/19/2018						0.91 (J)			
1/22/2018					2.6				
1/23/2018								1.4	<1
1/24/2018							1.1		
1/25/2018	1.3	1.6	3.1	3.6					
6/20/2018	1.5	1.9							
6/21/2018							1.2		
6/26/2018									0.89 (J)

ND substitution: RL or RL/2 if <15% NDs.

Time Series

Constituent: Chloride (mg/L) Analysis Run 8/13/2024 11:19 AM

Plant Wansley Client: Southern Company Data: Wansley Landfill

	GWC-22	GWC-23	GWC-24	GWC-25	GWC-26	GWC-27	GWC-30	GWC-31	GWC-32
6/27/2018			3.8	5.2	2.8	0.92 (J)		1.5	
9/26/2018				5.6					
9/27/2018					3	1			
9/28/2018			3.8						
10/1/2018	1.6	1.9							
10/2/2018									1
10/3/2018							1.4	1.7	
1/24/2019	1.6			8.7	3.1	1.1			
1/25/2019		2							
1/30/2019							1.2		0.98 (J)
1/31/2019			4.1					1.3	
6/25/2019	1.7			9	3				
6/26/2019		2	4.4			1.1		1.5	
6/27/2019							1.4		1.1
9/10/2019	1.6						1.3		
9/11/2019			4.2	7.9					
9/12/2019		1.9			2.3	0.88 (J)			0.99 (J)
3/11/2020							1.5		
3/12/2020			4.2	6.9		1.3			
3/13/2020					3.1				
3/17/2020								1.6	
3/18/2020	1.8	2.1							1.4
9/9/2020						1.1			
9/10/2020	1.6	2.1					1.4		
9/11/2020								1.7	
9/14/2020				8.2					
9/15/2020			4.9		3.1				1.1
3/15/2021	1.5								
3/16/2021								1.4	
3/17/2021				5.9	3				1.2
3/18/2021		2	4.4			1.2	1.4		
8/19/2021	1.8		5.2	5.9	3.1				
8/23/2021		2.2				1.1	1.5		
8/24/2021									1.3
8/25/2021								1.5	
3/2/2022							1.3		
3/8/2022	1.3			4.6		0.72 (J)			
3/9/2022		1.4			3.3				1
3/10/2022			3.2					0.94 (J)	
8/10/2022				7.4	2.9	0.97 (J)	1.3		1.1
8/16/2022		2						1.6	
8/17/2022	1.5								
8/18/2022			5.2						
2/14/2023	1.4						1.3		
2/15/2023									1.2
2/16/2023			4.5						
2/20/2023						0.92 (J)			
2/21/2023		1.7		5.9	2.6				
2/22/2023								1	
8/14/2023	1.4								
8/15/2023		1.9		8.9		0.98 (J)			1.2
8/16/2023			4.1		3		1.4	1.3	

Time Series

Constituent: Chloride (mg/L) Analysis Run 8/13/2024 11:19 AM

Plant Wansley Client: Southern Company Data: Wansley Landfill

	GWC-22	GWC-23	GWC-24	GWC-25	GWC-26	GWC-27	GWC-30	GWC-31	GWC-32
2/14/2024	1.4								
2/19/2024		2.4							
2/20/2024					3.6	1.4			1.8
2/21/2024				8.3			1.8	1.6	
2/22/2024			5.5						

Time Series

Constituent: Chloride (mg/L) Analysis Run 8/13/2024 11:19 AM

Plant Wansley Client: Southern Company Data: Wansley Landfill

	GWC-33	GWC-34	GWC-35	GWC-5	GWC-6	GWC-7	GWC-8	GWC-9
3/23/2016	2.2604							
3/24/2016		1.2259	4.4998					
3/28/2016				9.818	5.312			
3/29/2016						8.5125 (O)	3.5914	7.395
5/23/2016		1.19	4.19	10.4				
5/24/2016					6.21	32.8	3.16	16.4
7/21/2016		1.3	4.4	11	6.6			
7/22/2016						31		
7/25/2016								55
7/26/2016							5.9	
9/15/2016		1.2	4	10	6.1	29		
9/19/2016							5.4	73
11/15/2016		1.2	4.2	11				
11/16/2016					6.2	32	6.2	83
11/17/2016	2.5							
1/25/2017	2.1	1.2						
1/26/2017			4.2	9.2	5.8	29	3.6	
1/31/2017								17
3/22/2017		1.1	3.9	8.7	5.2	28		
3/23/2017	2						3.9	8.2
5/1/2017	2.1	1.1						
5/2/2017			4	13	5.1	26		11
5/3/2017							6.1	
7/19/2017	2.1							
8/4/2017	1.9							
8/24/2017	1.9							
10/3/2017		1.1	3.8	12	5.4	23		10
10/5/2017	2.1						6.4	
1/23/2018	2	0.95 (J)	3.5	13	5.1	18		
1/24/2018							3.5	5.6
6/19/2018			3.4					
6/20/2018		1.1						
6/21/2018							4.5	4.5
6/25/2018				12	5.5	19		
6/26/2018	2							
9/25/2018					6.3			
9/26/2018							5.4	19
10/1/2018			3.6					
10/2/2018	2.2	1.1				19		
10/3/2018				17				
1/21/2019			3.5			17		
1/22/2019							2.8	2.3
1/28/2019		1.3						
1/30/2019	2.2			15	5.3			
6/25/2019						16	3.9	7.7
6/26/2019	2.2	1.2	3.4	10	6			
9/10/2019						15	6	
9/11/2019		1.1						
9/12/2019	2.1		3.2	13	7.7			
9/16/2019								29
3/11/2020		1.4	3.5					
3/12/2020	2.4					13	2.9	

Time Series

Constituent: Chloride (mg/L) Analysis Run 8/13/2024 11:19 AM

Plant Wansley Client: Southern Company Data: Wansley Landfill

	GWC-33	GWC-34	GWC-35	GWC-5	GWC-6	GWC-7	GWC-8	GWC-9
3/16/2020				9.5	9.7			2.3
9/9/2020				10				
9/11/2020		1.2	3.9		8.1			17
9/14/2020						12	5.5	
9/16/2020	2.2							
3/16/2021		1.1	4.2			13	3.7	3.3
3/17/2021				9.7	7.8			
3/18/2021	2.2							
8/18/2021			4.5		7.5			
8/19/2021				10		12		
8/20/2021							4.1	
8/24/2021	2.6	1.4						
8/25/2021								7.4
3/2/2022		1.1	4.6	11	7.6	22	3	
3/9/2022	1.5							4
8/10/2022		1.2						
8/11/2022				10	8.4	26	5.3	
8/15/2022	1.9		5.1					
8/16/2022								11
2/15/2023							2	4
2/20/2023	1.8	1.1	6.8	9.4	5.7			
2/21/2023						35		
8/9/2023						19	5.4	12
8/14/2023				9.7	6.7			
8/15/2023	1.9							
8/16/2023		1.2	11					
2/14/2024				11	5.3			
2/19/2024								6.7
2/20/2024	2.4							
2/21/2024						27	3	
2/22/2024		1.6	19					

Time Series

Constituent: Chromium (mg/L) Analysis Run 8/13/2024 11:19 AM

Plant Wansley Client: Southern Company Data: Wansley Landfill

	GWA-1 (bg)	GWA-2 (bg)	GWA-28 (bg)	GWA-29 (bg)	GWA-3 (bg)	GWA-4 (bg)	GWC-10	GWC-11	GWC-12
8/31/2011					<0.002	0.0014			
9/13/2011								0.0031	<0.002
9/16/2011	0.0015		<0.002						
9/17/2011		<0.002		<0.002					
10/27/2011	<0.002	<0.002				<0.002			
10/28/2011			<0.002	<0.002				0.0032	<0.002
12/4/2011								0.0031	<0.002
12/12/2011			<0.002	<0.002					
12/13/2011	<0.002								
12/14/2011		<0.002				<0.002			
1/24/2012									<0.002
1/25/2012			<0.002						
1/31/2012	<0.002			<0.002					
2/1/2012						<0.002			
2/7/2012		<0.002							
2/9/2012								<0.01	
7/11/2012									<0.002
7/16/2012			<0.002						
7/17/2012				<0.002					
7/18/2012	<0.002							<0.01	
7/23/2012		<0.002				0.0014			
1/8/2013								0.0013	<0.002
1/23/2013		<0.002				<0.002			
1/24/2013	<0.002		<0.002	<0.002					
7/9/2013								<0.01	
7/10/2013									<0.002
7/17/2013	<0.002					<0.002			
7/23/2013			<0.002						
7/24/2013		<0.002		0.0013					
1/15/2014						<0.002		0.0013	
1/21/2014	<0.002								<0.002
1/22/2014		<0.002	0.002	<0.002					
6/25/2014	<0.002				<0.002	<0.002		0.002	
7/1/2014		<0.002	<0.002						<0.002
7/8/2014				<0.002 (D)					
1/14/2015	<0.002					<0.002			
1/21/2015			<0.002	<0.002				0.0013	<0.002
1/22/2015		<0.002							
7/21/2015	<0.002		<0.002		<0.002	<0.002			
7/22/2015		<0.002		<0.002					
7/28/2015								0.0017	<0.002
1/19/2016				<0.002 (D)					
1/20/2016		<0.002				<0.002			
1/21/2016	<0.002								
1/22/2016			<0.002						
1/25/2016							<0.002		
1/26/2016								0.0012 (J)	<0.002
3/22/2016			<0.002	<0.002					
3/23/2016	<0.002	<0.002				<0.002			
3/29/2016								<0.01	<0.002
3/30/2016							<0.002		
3/31/2016					<0.002				

ND substitution: RL or RL/2 if <15% NDs.

Time Series

Constituent: Chromium (mg/L) Analysis Run 8/13/2024 11:19 AM

Plant Wansley Client: Southern Company Data: Wansley Landfill

	GWA-1 (bg)	GWA-2 (bg)	GWA-28 (bg)	GWA-29 (bg)	GWA-3 (bg)	GWA-4 (bg)	GWC-10	GWC-11	GWC-12
5/19/2016				0.00684 (JO)		<0.002			
5/20/2016	<0.002								
5/23/2016			<0.002						
5/24/2016		<0.002							
5/25/2016					<0.002		<0.002	0.00213 (J)	<0.002
7/21/2016	<0.002			<0.002		<0.002			
7/22/2016									<0.002
7/25/2016			<0.002					0.0015 (J)	
7/26/2016		<0.002							
7/27/2016					<0.002		0.0029		
9/14/2016						<0.002			
9/15/2016	<0.002		0.0082 (O)						<0.002
9/16/2016		0.0019 (J)					<0.002		
9/19/2016								0.0022 (J)	
11/9/2016			0.0044						
11/10/2016		<0.002				<0.002			
11/11/2016	<0.002								
11/16/2016								0.002 (JB)	<0.002
11/17/2016							<0.002		
1/17/2017			<0.002	<0.002		<0.002			
1/19/2017	<0.002	<0.002							
1/31/2017								0.0022 (J)	<0.002
2/1/2017							<0.002		
3/16/2017	<0.002		<0.002			<0.002			
3/17/2017		<0.002							
3/23/2017								0.002 (J)	<0.002
3/24/2017							<0.002		
4/27/2017			<0.002	<0.002		<0.002			
4/28/2017	<0.002	<0.002							
5/2/2017								0.0019 (J)	
5/3/2017							<0.002		<0.002
7/18/2017				<0.002					
8/1/2017			<0.002	0.0015 (J)	<0.002				
8/2/2017		<0.002				<0.002			
8/3/2017	<0.002								
8/7/2017								0.0023 (J)	<0.002
8/8/2017							<0.002		
10/3/2017					0.0013 (J)				
1/19/2018	<0.002	<0.002	<0.002	<0.002					
1/22/2018						<0.002			
1/24/2018								0.0019 (J)	<0.002
1/25/2018							<0.002		
6/19/2018	<0.002	0.0011 (J)	<0.002	<0.002		<0.002			
6/20/2018					<0.002			0.002 (J)	
6/21/2018							<0.002		
6/26/2018									<0.002
1/17/2019	0.0012 (J)	0.0016 (J)				0.0013 (J)			
1/18/2019				0.002 (J)	0.0017 (J)				
1/21/2019			0.0014 (J)						
1/24/2019								0.003	
1/25/2019									0.0011 (J)
1/31/2019							0.0018 (J)		

ND substitution: RL or RL/2 if <15% NDs.

Time Series

Constituent: Chromium (mg/L) Analysis Run 8/13/2024 11:19 AM

Plant Wansley Client: Southern Company Data: Wansley Landfill

	GWA-1 (bg)	GWA-2 (bg)	GWA-28 (bg)	GWA-29 (bg)	GWA-3 (bg)	GWA-4 (bg)	GWC-10	GWC-11	GWC-12
6/24/2019	0.0042	0.0022				0.0022			
6/25/2019			0.0024	0.003	0.0027				
6/26/2019							0.0021	0.0041	0.0021
9/9/2019	0.0017 (J)								
9/10/2019		0.0019 (J)	0.0018 (J)	0.0019 (J)		<0.002			
9/11/2019					<0.002				0.0023
9/16/2019								0.0035	
9/17/2019							<0.002		
3/10/2020	<0.002	<0.002	<0.002	<0.002	<0.002	<0.002			
3/16/2020								0.0019 (J)	
3/17/2020							<0.002		
3/18/2020									<0.002
9/9/2020	<0.002		<0.002	<0.002	<0.002	<0.002			
9/10/2020		<0.002					<0.002	0.0018 (J)	<0.002
3/15/2021	<0.002	<0.002	0.0028	0.021 (o)	<0.002	<0.002			
3/16/2021									0.0022
3/17/2021								0.0016 (J)	
3/18/2021							<0.002		
8/16/2021	<0.002		<0.002						
8/18/2021		<0.002		<0.002	<0.002	<0.002			
8/19/2021									<0.002
8/20/2021							<0.002		
8/23/2021								0.0017 (J)	
2/28/2022	<0.002								
3/1/2022		<0.002	<0.002		<0.002	<0.002			
3/2/2022				<0.002					
3/7/2022								0.0016 (J)	<0.002
3/8/2022							<0.002		
8/9/2022	<0.002	<0.002	<0.002	<0.002	<0.002	<0.002			
8/15/2022								0.0017 (J)	
8/16/2022							<0.002		<0.002
2/13/2023				<0.002					
2/14/2023	<0.002	<0.002	<0.002		<0.002	<0.002			
2/15/2023							<0.002		<0.002
2/21/2023								0.002	
8/8/2023				<0.002	0.0015 (J)				
8/9/2023	<0.002	<0.002	<0.002			<0.002			
8/10/2023							0.002		
8/14/2023								0.0022	<0.002
2/13/2024	<0.002								
2/14/2024		<0.002	<0.002	<0.002		<0.002		0.0024	
2/20/2024							<0.002		<0.002

Time Series

Constituent: Chromium (mg/L) Analysis Run 8/13/2024 11:19 AM

Plant Wansley Client: Southern Company Data: Wansley Landfill

	GWC-13	GWC-14	GWC-15	GWC-16	GWC-17	GWC-18	GWC-19	GWC-20	GWC-21
8/30/2011				0.0028	0.0014	0.0014	0.0014		
8/31/2011								0.0016	0.0014
9/13/2011	0.0019	<0.002							
9/16/2011			<0.002						
10/26/2011				0.0023	<0.002	<0.002	<0.002		
10/27/2011		<0.002	<0.002					<0.002	<0.002
10/28/2011	<0.002								
12/3/2011		<0.002	<0.002	<0.005	<0.002	<0.002	<0.002		
12/4/2011	<0.002							<0.002	<0.002
1/24/2012	<0.002	<0.002							
1/25/2012				<0.005	<0.002				
2/8/2012			<0.002			<0.002	<0.002	<0.002	<0.002
7/11/2012	<0.002	<0.002	<0.002	0.0022	<0.002	<0.002	<0.002	<0.002	
7/17/2012									<0.002
1/8/2013	<0.002	<0.002	<0.002	0.0023	<0.002	<0.002	<0.002	<0.002	
1/9/2013									<0.002
7/2/2013			<0.002	0.0024					
7/10/2013	<0.002	<0.002							
7/16/2013					<0.002	<0.002	<0.002	<0.002	<0.002
1/14/2014				0.0023	<0.002	<0.002			
1/21/2014	<0.002	<0.002	<0.002				<0.002	<0.002	<0.002
6/24/2014			<0.002			<0.002	<0.002	<0.002	<0.002
6/25/2014				0.0024	<0.002				
7/1/2014	<0.002	<0.002							
1/13/2015				0.0024		<0.002	<0.002	<0.002	<0.002
1/14/2015		<0.002	<0.002		<0.002				
1/21/2015	<0.002								
7/22/2015		<0.002	<0.002	0.0023					
7/23/2015						<0.002	<0.002	<0.002	<0.002
7/28/2015	<0.002				<0.002				
1/26/2016									<0.002
1/27/2016	<0.002	<0.002	<0.002	0.0022	<0.002	<0.002	<0.002	<0.002	
3/29/2016	<0.002								
3/30/2016		<0.002	<0.002	0.00261 (J)	<0.002	<0.002	<0.002	<0.002	<0.002
5/25/2016	<0.002	<0.002	<0.002	0.00238 (J)	<0.002				
5/26/2016						<0.002	<0.002	<0.002	<0.002
7/25/2016						<0.002	<0.002	<0.002	
7/26/2016	<0.002	<0.002	<0.002						<0.002
7/27/2016				0.0025	<0.002				
9/15/2016	<0.002	<0.002							
9/16/2016				0.0023 (J)					
9/19/2016					<0.002	<0.002	<0.002		
9/20/2016			<0.002					<0.002	<0.002
11/17/2016	<0.002	<0.002	<0.002	0.0022 (J)	<0.002	<0.002	<0.002	<0.002	<0.002
1/31/2017	<0.002								
2/1/2017		<0.002	<0.002	0.0024 (J)	<0.002	0.0014 (J)			
2/2/2017							<0.002	<0.002	<0.002
3/23/2017	<0.002	<0.002	<0.002						
3/24/2017				0.0026	<0.002	<0.002	<0.002		
3/28/2017								<0.002	<0.002
5/3/2017	<0.002	<0.002	<0.002	0.0022 (J)	<0.002	<0.002	<0.002		
5/4/2017								<0.002	<0.002

ND substitution: RL or RL/2 if <15% NDs.

Time Series

Constituent: Chromium (mg/L) Analysis Run 8/13/2024 11:19 AM

Plant Wansley Client: Southern Company Data: Wansley Landfill

	GWC-13	GWC-14	GWC-15	GWC-16	GWC-17	GWC-18	GWC-19	GWC-20	GWC-21
8/4/2017	<0.002		<0.002						
8/7/2017		<0.002		0.0023 (J)	<0.002	<0.002	<0.002	0.0017 (J)	<0.002
1/25/2018	<0.002	<0.002	<0.002	0.0023 (J)	<0.002	<0.002	<0.002		
1/26/2018								<0.002	<0.002
6/20/2018	<0.002	<0.002	<0.002	0.0025					<0.002
6/21/2018						<0.002	<0.002	<0.002	
6/26/2018					<0.002				
1/22/2019	0.0013 (J)	0.0013 (J)	0.0013 (J)						
1/24/2019					0.0014 (J)				0.0012 (J)
1/25/2019				0.0038					
1/28/2019						0.0012 (J)	<0.002	0.0011 (J)	
6/25/2019	0.0022	0.0023	0.0022	0.0045	0.0042			0.0023	0.0021
6/26/2019							0.0023		
6/27/2019						0.0022			
9/11/2019				0.0043	<0.002	<0.002		0.0027	0.0022
9/12/2019	0.0027	0.002					0.0024		
9/17/2019			<0.002						
3/12/2020	<0.002								
3/16/2020			<0.002						
3/17/2020		<0.002		0.0024	<0.002	<0.002			
3/18/2020							<0.002	<0.002	<0.002
9/10/2020	<0.002	<0.002	<0.002						
9/11/2020				0.0022					
9/14/2020					<0.002	<0.002			
9/15/2020							<0.002	<0.002	<0.002
3/16/2021					<0.002	<0.002		<0.002	<0.002
3/17/2021	<0.002	<0.002		0.0027			<0.002		
3/18/2021			<0.002						
8/19/2021									<0.002
8/20/2021				0.0021	<0.002				
8/23/2021	<0.002	<0.002							
8/24/2021			<0.002			<0.002	<0.002	<0.002	
3/7/2022		<0.002	<0.002					<0.002	<0.002
3/8/2022	<0.002			0.0022	<0.002	<0.002	<0.002		
8/11/2022					<0.002	<0.002	<0.002		
8/15/2022	<0.002								
8/16/2022		<0.002	<0.002	0.0019 (J)				<0.002	<0.002
2/17/2023		<0.002							
2/20/2023				0.0027	<0.002	<0.002			
2/21/2023	<0.002		<0.002				<0.002		<0.002
2/22/2023								<0.002	
8/9/2023						<0.002	<0.002	0.0015 (J)	<0.002
8/10/2023					<0.002				
8/14/2023		<0.002	<0.002	0.0027					
8/16/2023	<0.002								
2/19/2024	<0.002	<0.002							<0.002
2/20/2024					<0.002			<0.002	
2/21/2024			<0.002	0.0013 (J)		<0.002	<0.002		

Time Series

Constituent: Chromium (mg/L) Analysis Run 8/13/2024 11:19 AM

Plant Wansley Client: Southern Company Data: Wansley Landfill

	GWC-22	GWC-23	GWC-24	GWC-25	GWC-26	GWC-27	GWC-30	GWC-31	GWC-32
9/15/2011	<0.002						<0.002		<0.002
9/16/2011		0.0019							
9/17/2011				0.0015	0.0018	<0.002		0.0052	
10/28/2011							<0.002		
10/29/2011	<0.002	<0.002			<0.002	<0.002			
10/31/2011				<0.002				<0.002	<0.002
12/13/2011	<0.002	<0.002					<0.002		<0.002
12/14/2011				<0.002	<0.002	<0.002			
1/25/2012	<0.002					<0.002			
1/31/2012		<0.002							
2/1/2012									<0.002
2/7/2012				0.0065 (O)	<0.002			<0.002	
2/8/2012							<0.002		
7/17/2012				0.0025	<0.002	<0.002			<0.002
7/18/2012	0.0016	<0.002					<0.002		
1/22/2013	0.0019	<0.002							
1/23/2013								<0.002	<0.002
1/24/2013					<0.002	<0.002	<0.002		
7/16/2013	<0.002								
7/23/2013		0.0013							
7/24/2013				0.0017	<0.002	<0.002	<0.002		<0.002
1/21/2014	<0.002								
1/22/2014		<0.002							
1/23/2014				<0.002	<0.002	<0.002	<0.002	0.002	<0.002
6/25/2014	0.0011 (J)								
7/1/2014		0.0011 (J)					<0.002	0.0046	<0.002
7/8/2014			<0.002	<0.002	<0.002	<0.002			
1/14/2015	<0.002								
1/20/2015							<0.002		<0.002
1/21/2015				<0.002	<0.002	<0.002		0.0026	
1/22/2015		<0.002							
7/23/2015	0.0015								
7/29/2015		0.0012 (J)							
7/30/2015				<0.002		<0.002	<0.002		<0.002
7/31/2015			<0.002		<0.002				
1/19/2016							<0.002		
1/20/2016			<0.002						
1/21/2016		<0.002		0.002					
1/22/2016						<0.002			
1/25/2016					<0.002			0.0014	<0.002
1/26/2016	<0.002								
3/23/2016						<0.002	<0.002		<0.002
3/24/2016					<0.002				
3/28/2016				<0.002					
3/29/2016		0.00226 (J)							
3/30/2016			<0.002					0.00334 (J)	
3/31/2016	<0.002								
5/20/2016							<0.002		
5/24/2016						<0.002			<0.002
5/25/2016		<0.002	<0.002	<0.002	<0.002			0.00321 (J)	
5/26/2016	<0.002								
7/21/2016							<0.002		

ND substitution: RL or RL/2 if <15% NDs.

Time Series

Constituent: Chromium (mg/L) Analysis Run 8/13/2024 11:19 AM

Plant Wansley Client: Southern Company Data: Wansley Landfill

	GWC-22	GWC-23	GWC-24	GWC-25	GWC-26	GWC-27	GWC-30	GWC-31	GWC-32
7/22/2016									<0.002
7/26/2016	<0.002				<0.002	<0.002			
7/27/2016		<0.002	<0.002	<0.002				0.0043	
9/16/2016			<0.002						<0.002
9/19/2016				<0.002	<0.002	<0.002			
9/20/2016	0.0011 (J)	<0.002					0.0011 (J)		
11/11/2016						<0.002			
11/14/2016					<0.002		<0.002		
11/15/2016				<0.002					<0.002
11/17/2016	<0.002								
11/18/2016		<0.002	<0.002						
1/19/2017					<0.002				
1/20/2017						<0.002			
1/24/2017				0.0043			<0.002		
1/25/2017								0.0027	
1/26/2017									<0.002
2/3/2017	0.0011 (J)	<0.002	0.0011 (J)						
3/16/2017					<0.002	<0.002			
3/17/2017							<0.002		
3/23/2017				<0.002				0.0022 (J)	
3/24/2017									<0.002
3/28/2017	0.0027	<0.002							
3/29/2017			<0.002						
4/28/2017						<0.002			
5/1/2017					<0.002		<0.002		
5/2/2017				0.015 (O)				0.0027	<0.002
5/3/2017	0.0018 (J)								
5/4/2017		<0.002	<0.002						
7/19/2017								0.0019 (J)	
8/3/2017				<0.002	<0.002	<0.002			0.0053 (O)
8/4/2017							<0.002	0.0021 (J)	
8/8/2017	<0.002	<0.002	<0.002						
1/19/2018						<0.002			
1/22/2018					<0.002				
1/23/2018								0.012	<0.002
1/24/2018							<0.002		
1/25/2018	<0.002	<0.002	<0.002	<0.002					
6/20/2018	0.0015 (J)	<0.002							
6/21/2018							0.0015 (J)		
6/26/2018									<0.002
6/27/2018			<0.002	<0.002	<0.002	<0.002		0.0017 (J)	
1/24/2019	0.0021 (J)			0.0026	0.0018 (J)	0.0015 (J)			
1/25/2019		0.0017 (J)							
1/30/2019							0.0018 (J)		0.0017 (J)
1/31/2019			0.0022 (J)					0.0031	
6/25/2019	0.003			0.003	0.003				
6/26/2019		0.0023	0.0027			0.0022		0.0037	
6/27/2019							0.0025		0.0022
9/10/2019	0.0026						0.0019 (J)		
9/11/2019			0.0023	0.0034				0.0084	
9/12/2019		0.0024			0.0033	0.0024			0.0024
3/11/2020							<0.002		

ND substitution: RL or RL/2 if <15% NDs.

Time Series

Constituent: Chromium (mg/L) Analysis Run 8/13/2024 11:19 AM

Plant Wansley Client: Southern Company Data: Wansley Landfill

	GWC-22	GWC-23	GWC-24	GWC-25	GWC-26	GWC-27	GWC-30	GWC-31	GWC-32
3/12/2020			<0.002	<0.002		<0.002			
3/13/2020					<0.002				
3/17/2020								<0.002	
3/18/2020	<0.002	<0.002							<0.002
9/9/2020						<0.002			
9/10/2020	<0.002	<0.002					<0.002		
9/11/2020								0.0018 (J)	
9/14/2020				<0.002					
9/15/2020			<0.002		<0.002				<0.002
3/15/2021	<0.002								
3/16/2021								0.002	
3/17/2021				<0.002	<0.002				<0.002
3/18/2021		<0.002	<0.002			<0.002	<0.002		
8/19/2021	<0.002		<0.002	0.0016 (J)	<0.002				
8/23/2021		<0.002				<0.002	<0.002		
8/24/2021									<0.002
8/25/2021								<0.002	
3/2/2022							<0.002		
3/8/2022	<0.002			<0.002		<0.002			
3/9/2022		<0.002			<0.002				<0.002
3/10/2022			<0.002					<0.002	
8/10/2022				<0.002	<0.002	<0.002	<0.002		<0.002
8/16/2022		<0.002						<0.002	
8/17/2022	<0.002								
8/18/2022			<0.002						
2/14/2023	<0.002						<0.002		
2/15/2023									<0.002
2/16/2023			<0.002						
2/20/2023						<0.002			
2/21/2023		<0.002		<0.002	<0.002				
2/22/2023								0.0014 (J)	
8/14/2023	0.0015 (J)								
8/15/2023		<0.002		<0.002		<0.002			<0.002
8/16/2023			<0.002		<0.002		<0.002	0.0041	
2/14/2024	0.0014 (J)								
2/19/2024		<0.002							
2/20/2024					<0.002	0.0014 (J)			0.0019 (J)
2/21/2024				<0.002			<0.002	<0.002	
2/22/2024			<0.002						

Time Series

Constituent: Chromium (mg/L) Analysis Run 8/13/2024 11:19 AM

Plant Wansley Client: Southern Company Data: Wansley Landfill

	GWC-33	GWC-34	GWC-35	GWC-5	GWC-6	GWC-7	GWC-8	GWC-9
8/31/2011				<0.002	<0.002			
9/7/2011						<0.002	<0.002	0.0013
9/16/2011	<0.002	<0.002	<0.002					
10/27/2011				<0.002				
10/30/2011	<0.002				0.0016	<0.002	<0.002	<0.002
10/31/2011		<0.002	<0.002					
12/4/2011								0.0021
12/5/2011				<0.002	<0.002	<0.002	<0.002	
12/12/2011		<0.002	<0.002					
12/13/2011	<0.002							
1/19/2012							<0.002	<0.002
1/25/2012				<0.002	<0.002	<0.002		
2/1/2012	<0.002	<0.002	<0.002					
7/16/2012		<0.002	<0.002					
7/17/2012	<0.002							
7/18/2012				<0.002		<0.002	<0.002	<0.002
7/24/2012					<0.002			
1/7/2013						<0.002	<0.002	
1/8/2013					<0.002			0.0019
1/9/2013				<0.002				
1/22/2013		<0.002	<0.002					
1/23/2013	<0.002							
7/2/2013			<0.002					
7/9/2013					<0.002	<0.002	<0.002	0.002
7/17/2013	<0.002	<0.002		<0.002				
1/14/2014						<0.002	<0.002	<0.002
1/15/2014				<0.002	<0.002			
1/21/2014			<0.002					
1/23/2014	<0.002	<0.002						
6/24/2014						0.0018	<0.002	0.0029
6/25/2014		<0.002	<0.002	<0.002	<0.002			
1/13/2015				0.0012 (J)				
1/14/2015		<0.002	<0.002					
1/20/2015	0.0013				<0.002	<0.002	<0.002	<0.002
7/24/2015				<0.002	<0.002			
7/27/2015						<0.002	<0.002	0.0013
7/28/2015			<0.002					
7/29/2015	0.0028	<0.002						
1/20/2016				<0.002	<0.002			
1/21/2016		<0.002	<0.002					
1/25/2016	0.001 (J)							
1/26/2016						<0.002	<0.002	<0.002
3/23/2016	<0.002							
3/24/2016		<0.002	<0.002					
3/28/2016				<0.002	<0.002			
3/29/2016						<0.002	<0.002	<0.002
5/23/2016		<0.002	<0.002	<0.002				
5/24/2016	<0.002				<0.002	<0.002	<0.002	<0.002
7/21/2016		<0.002	<0.002	0.0011 (J)	<0.002			
7/22/2016	<0.002					<0.002		
7/25/2016								<0.002
7/26/2016							<0.002	

ND substitution: RL or RL/2 if <15% NDs.

Time Series

Constituent: Chromium (mg/L) Analysis Run 8/13/2024 11:19 AM

Plant Wansley Client: Southern Company Data: Wansley Landfill

	GWC-33	GWC-34	GWC-35	GWC-5	GWC-6	GWC-7	GWC-8	GWC-9
9/15/2016		<0.002	<0.002	<0.002	<0.002	<0.002		
9/16/2016	<0.002							
9/19/2016							<0.002	<0.002
11/15/2016		<0.002	<0.002	<0.002				
11/16/2016					<0.002	<0.002	<0.002	<0.002
11/17/2016	0.0034							
1/25/2017	<0.002	<0.002						
1/26/2017			<0.002	0.0013 (J)	<0.002	<0.002	<0.002	
1/31/2017								0.0015 (J)
3/22/2017		<0.002	<0.002	0.024 (O)	<0.002	<0.002		
3/23/2017	0.0032						<0.002	0.0021 (J)
5/1/2017	<0.002	<0.002						
5/2/2017			<0.002	<0.002	<0.002	<0.002		0.0016 (J)
5/3/2017							<0.002	
8/3/2017		<0.002	<0.002	<0.002	<0.002			
8/4/2017	<0.002					<0.002		
8/7/2017							<0.002	0.0024 (J)
1/23/2018	<0.002	<0.002	<0.002	<0.002	<0.002	<0.002		
1/24/2018							<0.002	0.0019 (J)
6/19/2018			<0.002					
6/20/2018		<0.002						
6/21/2018							<0.002	0.0023 (J)
6/25/2018				<0.002	<0.002	<0.002		
6/26/2018	<0.002							
1/21/2019			0.0013 (J)			0.0012 (J)		
1/22/2019							0.0014 (J)	0.0027
1/28/2019		0.00076 (J)						
1/30/2019	0.0026			0.0021 (J)	0.002 (J)			
6/25/2019						0.0021	0.0024	0.0048
6/26/2019	0.0022	0.0022	0.0022	0.0029	0.0027			
9/10/2019						<0.002	0.0018 (J)	
9/11/2019		0.0034						
9/12/2019	0.0032		0.0026	0.0033	0.0049			
9/16/2019								0.0027
3/11/2020		<0.002	<0.002					
3/12/2020	0.0018 (J)					<0.002	<0.002	
3/16/2020				0.0017 (J)	<0.002			0.0015 (J)
9/9/2020				<0.002				
9/11/2020		<0.002	<0.002		<0.002			0.0017 (J)
9/14/2020						<0.002	<0.002	
9/16/2020	<0.002							
3/16/2021		<0.002	<0.002			<0.002	0.0027	0.0073 (o)
3/17/2021				0.0015 (J)	<0.002			
3/18/2021	<0.002							
8/18/2021			<0.002		<0.002			
8/19/2021				<0.002		<0.002		
8/20/2021							<0.002	
8/24/2021	<0.002	<0.002						
8/25/2021								0.0024
3/2/2022		<0.002	<0.002	<0.002	<0.002	<0.002	<0.002	
3/9/2022	<0.002							<0.002
8/10/2022		<0.002						

ND substitution: RL or RL/2 if <15% NDs.

Time Series

Constituent: Chromium (mg/L) Analysis Run 8/13/2024 11:19 AM

Plant Wansley Client: Southern Company Data: Wansley Landfill

	GWC-33	GWC-34	GWC-35	GWC-5	GWC-6	GWC-7	GWC-8	GWC-9
8/11/2022				<0.002	<0.002	<0.002	<0.002	
8/15/2022	<0.002		<0.002					
8/16/2022								0.0017 (J)
2/15/2023							<0.002	<0.002
2/20/2023	<0.002	<0.002	<0.002	0.0017 (J)	<0.002			
2/21/2023						<0.002		
8/9/2023						<0.002	<0.002	0.0019 (J)
8/14/2023				0.0015 (J)	<0.002			
8/15/2023	0.0012 (J)							
8/16/2023		<0.002	<0.002					
2/14/2024				0.0012 (J)	<0.002			
2/19/2024								0.0015 (J)
2/20/2024	0.0025							
2/21/2024						<0.002	<0.002	
2/22/2024		<0.002	<0.002					

ND substitution: RL or RL/2 if <15% NDs.

Time Series

Constituent: Cobalt (mg/L) Analysis Run 8/13/2024 11:19 AM

Plant Wansley Client: Southern Company Data: Wansley Landfill

	GWA-1 (bg)	GWA-2 (bg)	GWA-28 (bg)	GWA-29 (bg)	GWA-3 (bg)	GWA-4 (bg)	GWC-10	GWC-11	GWC-12
8/31/2011					0.0028	0.0028			
9/13/2011								0.013	<0.0025
9/16/2011	<0.0025		<0.0025						
9/17/2011		<0.0025		<0.0025					
10/27/2011	<0.0025	<0.0025				<0.0025			
10/28/2011			<0.0025	<0.0025				0.014	<0.0025
12/4/2011								0.011	<0.0025
12/12/2011			<0.0025	<0.0025					
12/13/2011	<0.0025								
12/14/2011		<0.0025				<0.0025			
1/24/2012									<0.0025
1/25/2012			<0.0025						
1/31/2012	<0.0025			<0.0025					
2/1/2012						0.0027			
2/7/2012		<0.0025							
2/9/2012								0.0091	
7/11/2012									<0.0025
7/16/2012			<0.0025						
7/17/2012				<0.0025					
7/18/2012	<0.0025							0.0061	
7/23/2012		<0.0025				0.0073			
1/8/2013								0.0035	<0.0025
1/23/2013		<0.0025				0.0029			
1/24/2013	<0.0025		<0.0025	<0.0025					
7/9/2013								0.0044	
7/10/2013									<0.0025
7/17/2013	<0.0025					0.0033			
7/23/2013			<0.0025						
7/24/2013		<0.0025		<0.0025					
1/15/2014						0.0076		0.0043	
1/21/2014	<0.0025								<0.0025
1/22/2014		<0.0025	<0.0025	<0.0025					
6/25/2014	<0.0025				0.00075 (J)	0.0044		0.011	
7/1/2014		0.00056 (J)	<0.0025						<0.0025
7/8/2014				<0.0025					
1/14/2015	0.00068 (J)					0.015			
1/21/2015			<0.0025	<0.0025				0.0057	<0.0025
1/22/2015		0.00067 (J)							
7/21/2015	<0.0025		<0.0025		0.00066 (J)	0.0053			
7/22/2015		<0.0025		<0.0025					
7/28/2015								0.009	<0.0025
1/19/2016				<0.0025 (D)					
1/20/2016		<0.0025				0.0034			
1/21/2016	<0.0025								
1/22/2016			<0.0025						
1/25/2016							0.0048		
1/26/2016								0.0025	<0.0025
3/22/2016			<0.0025	<0.0025					
3/23/2016	<0.0025	<0.0025				0.00443 (J)			
3/29/2016								0.00664 (J)	<0.0025
3/30/2016							0.0025 (J)		
3/31/2016					<0.0025				

ND substitution: RL or RL/2 if <15% NDs.

Time Series

Constituent: Cobalt (mg/L) Analysis Run 8/13/2024 11:19 AM

Plant Wansley Client: Southern Company Data: Wansley Landfill

	GWA-1 (bg)	GWA-2 (bg)	GWA-28 (bg)	GWA-29 (bg)	GWA-3 (bg)	GWA-4 (bg)	GWC-10	GWC-11	GWC-12
5/19/2016				<0.0025		0.00361 (J)			
5/20/2016	<0.0025								
5/23/2016			<0.0025						
5/24/2016		<0.0025							
5/25/2016					<0.0025		0.00272 (J)	0.0102	<0.0025
7/21/2016	<0.0025			<0.0025		0.0058			
7/22/2016									<0.0025
7/25/2016			<0.0025					0.0059	
7/26/2016		<0.0025							
7/27/2016					<0.0025		0.0052		
9/14/2016						0.0075			
9/15/2016	<0.0025		<0.0025						<0.0025
9/16/2016		0.0011 (J)					0.0048		
9/19/2016								0.0061	
11/9/2016			<0.0025						
11/10/2016		<0.0025				0.01			
11/11/2016	<0.0025								
11/16/2016								0.005	<0.0025
11/17/2016							0.0095		
1/17/2017			<0.0025	<0.0025		0.013			
1/19/2017	<0.0025	<0.0025							
1/31/2017								0.012	<0.0025
2/1/2017							0.009		
3/16/2017	<0.0025		<0.0025			0.0059			
3/17/2017		<0.0025							
3/23/2017								0.013	<0.0025
3/24/2017							0.0026		
4/27/2017			<0.0025	<0.0025		0.0052			
4/28/2017	0.00044 (J)	0.00045 (J)							
5/2/2017								0.013	
5/3/2017							0.0073		<0.0025
7/18/2017				<0.0025					
8/1/2017			<0.0025	<0.0025	<0.0025				
8/2/2017		<0.0025				0.005			
8/3/2017	<0.0025								
8/7/2017								0.0099	<0.0025
8/8/2017							0.0037		
10/3/2017					<0.0025				
1/19/2018	<0.0025	<0.0025	<0.0025	<0.0025					
1/22/2018						0.0046			
1/24/2018								0.0047	<0.0025
1/25/2018							0.01		
6/19/2018	<0.0025	0.00061 (J)	<0.0025	<0.0025		0.005			
6/20/2018					<0.0025			0.0063	
6/21/2018							0.012		
6/26/2018									<0.0025
1/17/2019	0.00033 (J)	0.00018 (J)				0.0038			
1/18/2019				<0.0025	0.00011 (J)				
1/21/2019			<0.0025						
1/24/2019								0.0015 (J)	
1/25/2019									0.00032 (J)
1/31/2019							0.0063		

ND substitution: RL or RL/2 if <15% NDs.

Time Series

Constituent: Cobalt (mg/L) Analysis Run 8/13/2024 11:19 AM

Plant Wansley Client: Southern Company Data: Wansley Landfill

	GWA-1 (bg)	GWA-2 (bg)	GWA-28 (bg)	GWA-29 (bg)	GWA-3 (bg)	GWA-4 (bg)	GWC-10	GWC-11	GWC-12
6/24/2019	0.00019 (J)	0.00019 (J)				0.006			
6/25/2019			<0.0025	0.00012 (J)	0.00042 (J)				
6/26/2019							0.0051	0.0037	0.00039 (J)
9/9/2019	0.00019 (J)								
9/10/2019		0.00029 (J)	<0.0025	8.9E-05 (J)		0.0062			
9/11/2019					0.00017 (J)				0.00017 (J)
9/16/2019								0.0034	
9/17/2019							0.006		
3/10/2020	0.00017 (J)	0.00017 (J)	<0.0025	<0.0025	0.00081 (J)	0.0035			
3/16/2020								0.0014 (J)	
3/17/2020							0.0038		
3/18/2020									0.0012 (J)
9/9/2020	<0.0025		<0.0025	<0.0025	0.00076 (J)	0.0047			
9/10/2020		0.00019 (J)					0.0046	0.0026	0.0043
3/15/2021	0.00022 (J)	0.00021 (J)	<0.0025	<0.0025	0.0015 (J)	0.0073			
3/16/2021									0.0013 (J)
3/17/2021								0.0034	
3/18/2021							0.0018 (J)		
8/16/2021	<0.0025		<0.0025						
8/18/2021		0.0002 (J)		<0.0025	0.00024 (J)	0.005			
8/19/2021									0.00044 (J)
8/20/2021							0.0041		
8/23/2021								0.0019 (J)	
2/28/2022	0.00087 (J)								
3/1/2022		<0.0025	<0.0025		0.00052 (J)	0.0067			
3/2/2022				<0.0025					
3/7/2022								0.0016 (J)	0.00071 (J)
3/8/2022							0.0028		
8/9/2022	0.00038 (J)	<0.0025	<0.0025	<0.0025	<0.0025	0.0075			
8/15/2022								0.0014 (J)	
8/16/2022							0.0011 (J)		<0.0025
2/13/2023				<0.0025					
2/14/2023	<0.0025	<0.0025	<0.0025		<0.0025	0.0037			
2/15/2023							0.0042		0.0018 (J)
2/21/2023								0.00073 (J)	
8/8/2023				<0.0025	0.00028 (J)				
8/9/2023	0.00023 (J)	<0.0025	<0.0025			0.003			
8/10/2023							0.0028		
8/14/2023								0.0013 (J)	0.00033 (J)
2/13/2024	0.00041 (J)								
2/14/2024		<0.0025	<0.0025	<0.0025		0.0028		0.0013 (J)	
2/20/2024							0.0034		0.00039 (J)

ND substitution: RL or RL/2 if <15% NDs.

Time Series

Constituent: Cobalt (mg/L) Analysis Run 8/13/2024 11:19 AM

Plant Wansley Client: Southern Company Data: Wansley Landfill

	GWC-13	GWC-14	GWC-15	GWC-16	GWC-17	GWC-18	GWC-19	GWC-20	GWC-21
8/30/2011				0.0033 (O)	<0.0025	<0.0025	0.0042		
8/31/2011								<0.0025	0.0047
9/13/2011	<0.0025	<0.0013							
9/16/2011			<0.0025						
10/26/2011				<0.0025	<0.0025	<0.0025	<0.0025		
10/27/2011		0.044 (O)	<0.0025					<0.0025	0.0032
10/28/2011	<0.0025								
12/3/2011		0.0037	<0.0025	<0.0025	<0.0025	<0.0025	0.0036		
12/4/2011	<0.0025							<0.0025	0.003
1/24/2012	<0.0025	0.021							
1/25/2012				<0.0025	<0.0025				
2/8/2012							<0.0025	<0.0025	0.0035
2/9/2012			<0.0025			<0.0025			
7/11/2012	<0.0025	<0.0013	<0.0025	<0.0025	<0.0025	<0.0025	<0.0025	<0.0025	
7/17/2012									0.0043
1/8/2013	<0.0025	<0.0013	<0.0025	<0.0025	<0.0025	<0.0025	0.0017	<0.0025	
1/9/2013									0.0019
7/2/2013			<0.0025	<0.0025					
7/10/2013	<0.0025	0.0014							
7/16/2013					<0.0025	<0.0025	<0.0025	<0.0025	0.0043
1/14/2014				<0.0025	<0.0025	<0.0025			
1/21/2014	<0.0025	0.043	<0.0025				0.00055 (J)	<0.0025	0.00093 (J)
6/24/2014			<0.0025			<0.0025	0.00071 (J)	0.00071 (J)	<0.0025
6/25/2014				<0.0025	<0.0025				
7/1/2014	<0.0025	0.0011 (J)							
1/13/2015				<0.0025		<0.0025	0.00085 (J)	<0.0025	0.00058 (J)
1/14/2015		0.019	0.00063 (J)		<0.0025				
1/21/2015	<0.0025								
7/22/2015		0.016	0.00065 (J)	<0.0025					
7/23/2015						<0.0025	0.00099 (J)	0.0011 (J)	<0.0025
7/28/2015	<0.0025				<0.0025				
1/26/2016									0.0015
1/27/2016	<0.0025	0.45	0.0016	<0.0025	<0.0025	<0.0025	0.00077 (J)	<0.0025	
3/29/2016	<0.0025								
3/30/2016		0.176	<0.0025	<0.0025	<0.0025	<0.0025	<0.0025	<0.0025	<0.0025
4/20/2016		0.13							
5/25/2016	<0.0025	0.0616	<0.0025	<0.0025	<0.0025				
5/26/2016						<0.0025	<0.0025	<0.0025	<0.0025
7/25/2016						<0.0025	<0.0025	0.00042 (J)	
7/26/2016	<0.0025	0.32	<0.0025						<0.0025
7/27/2016				<0.0025	<0.0025				
9/15/2016	<0.0025	0.014							
9/16/2016				<0.0025					
9/19/2016					<0.0025	<0.0025	<0.0025		
9/20/2016			<0.0025					0.00064 (J)	<0.0025
11/17/2016	<0.0025	0.01	0.001 (J)	<0.0025	<0.0025	<0.0025	<0.0025	<0.0025	<0.0025
1/31/2017	<0.0025								
2/1/2017		0.2	<0.0025	<0.0025	<0.0025	<0.0025			
2/2/2017							0.011 (O)	<0.0025	0.0004 (J)
3/23/2017	<0.0025	0.14	0.0013 (J)						
3/24/2017				<0.0025	<0.0025	<0.0025	0.0016 (J)		
3/28/2017								<0.0025	0.00047 (J)

ND substitution: RL or RL/2 if <15% NDs.

Time Series

Constituent: Cobalt (mg/L) Analysis Run 8/13/2024 11:19 AM

Plant Wansley Client: Southern Company Data: Wansley Landfill

	GWC-13	GWC-14	GWC-15	GWC-16	GWC-17	GWC-18	GWC-19	GWC-20	GWC-21
5/3/2017	<0.0025	0.23	0.00055 (J)	<0.0025	<0.0025	<0.0025	0.0017 (J)		
5/4/2017								<0.0025	0.00043 (J)
8/4/2017	<0.0025		0.0018 (J)						
8/7/2017		0.026		<0.0025	<0.0025	<0.0025	0.00081 (J)	<0.0025	0.0024 (J)
1/25/2018	<0.0025	0.23	0.00072 (J)	<0.0025	<0.0025	<0.0025	0.00047 (J)		
1/26/2018								0.00058 (J)	0.0048
6/20/2018	<0.0025	0.048	<0.0025	<0.0025					0.0031
6/21/2018						<0.0025	0.0009 (J)	<0.0025	
6/26/2018					<0.0025				
1/22/2019	<0.0025	0.22	0.00016 (J)						
1/24/2019					<0.0025				0.0028
1/25/2019				0.00013 (J)					
1/28/2019						<0.0025	0.00043 (J)	<0.0025	
6/25/2019	<0.0025	0.23	0.00012 (J)	<0.0025	<0.0025			0.00012 (J)	0.0028
6/26/2019							0.00042 (J)		
6/27/2019						<0.0025			
9/11/2019				<0.0025	<0.0025	<0.0025		<0.0025	0.0017
9/12/2019	<0.0025	0.013					0.00035 (J)		
9/17/2019			<0.0025						
3/12/2020	<0.0025								
3/16/2020			<0.0025						
3/17/2020		0.16		<0.0025	<0.0025	<0.0025			
3/18/2020							0.0016 (J)	<0.0025	0.0006 (J)
9/10/2020	<0.0025	0.078	<0.0025						
9/11/2020				<0.0025					
9/14/2020					<0.0025	<0.0025			
9/15/2020							0.0003 (J)	<0.0025	0.0027
3/16/2021					<0.0025	<0.0025		<0.0025	0.0022 (J)
3/17/2021	<0.0025	0.15		<0.0025			0.00038 (J)		
3/18/2021			<0.0025						
8/19/2021									0.0049
8/20/2021				<0.0025	<0.0025				
8/23/2021	<0.0025	0.31							
8/24/2021			0.00018 (J)			<0.0025	0.00053 (J)	<0.0025	
3/7/2022		0.19	<0.0025					<0.0025	0.0026
3/8/2022	<0.0025			<0.0025	<0.0025	<0.0025	0.00038 (J)		
8/11/2022					<0.0025	<0.0025	<0.0025		
8/15/2022	<0.0025								
8/16/2022		0.02	<0.0025	<0.0025				<0.0025	0.0031
2/17/2023		0.29							
2/20/2023				<0.0025	<0.0025	<0.0025			
2/21/2023	<0.0025		<0.0025				0.00053 (J)		0.0029
2/22/2023								<0.0025	
8/9/2023						<0.0025	<0.0025	<0.0025	0.0042
8/10/2023					<0.0025				
8/14/2023		0.4	<0.0025	<0.0025					
8/16/2023	<0.0025								
2/19/2024	<0.0025	0.32							0.0025
2/20/2024					0.00034 (J)			<0.0025	
2/21/2024			<0.0025	<0.0025		<0.0025	0.0003 (J)		

ND substitution: RL or RL/2 if <15% NDs.

Time Series

Constituent: Cobalt (mg/L) Analysis Run 8/13/2024 11:19 AM

Plant Wansley Client: Southern Company Data: Wansley Landfill

	GWC-22	GWC-23	GWC-24	GWC-25	GWC-26	GWC-27	GWC-30	GWC-31	GWC-32
9/15/2011	<0.0025						<0.0025		<0.0025
9/16/2011		0.0037 (O)							
9/17/2011				<0.0025	<0.0025	<0.0025		<0.0025	
10/28/2011							<0.0025		
10/29/2011	<0.0025	<0.0025			<0.0025	<0.0025			
10/31/2011				0.0042				<0.0025	<0.0025
12/13/2011	<0.0025	0.003 (O)					<0.0025		<0.0025
12/14/2011				0.0047	<0.0025	<0.0025			
1/25/2012	<0.0025					<0.0025			
1/31/2012		0.0027							
2/1/2012									<0.0025
2/7/2012				<0.0025	<0.0025			<0.0025	
2/8/2012							<0.0025		
7/17/2012				0.044	<0.0025	0.0023			<0.0025
7/18/2012	<0.0025	0.0021					<0.0025		
1/22/2013	<0.0025	0.002							
1/23/2013								<0.0025	<0.0025
1/24/2013					0.0018	0.0033	<0.0025		
7/16/2013	<0.0025								
7/23/2013		0.0013							
7/24/2013				0.041	<0.0025	0.0046	<0.0025		<0.0025
1/21/2014	<0.0025								
1/22/2014		0.00035 (J)							
1/23/2014				0.0077	0.00041 (J)	0.0024	<0.0025	<0.0025	<0.0025
6/25/2014	<0.0025								
7/1/2014		0.00088 (J)					<0.0025	<0.0025	<0.0025
7/8/2014			0.0023	0.028	<0.0025	0.0027			
1/14/2015	<0.0025								
1/20/2015							<0.0025		<0.0025
1/21/2015				0.0063	<0.0025	0.0025		<0.0025	
1/22/2015		<0.0025							
7/23/2015	<0.0025								
7/29/2015		0.00052 (J)							
7/30/2015				0.01		0.003	<0.0025		<0.0025
7/31/2015			0.0018		<0.0025				
1/19/2016							<0.0025		
1/20/2016			0.0023						
1/21/2016		<0.0025		0.0094					
1/22/2016						0.0018			
1/25/2016					<0.0025			<0.0025	<0.0025
1/26/2016	<0.0025								
3/23/2016						0.00275 (J)	<0.0025		<0.0025
3/24/2016					<0.0025				
3/28/2016				0.0117					
3/29/2016		<0.0025							
3/30/2016			<0.01					<0.0025	
3/31/2016	<0.0025								
5/20/2016							<0.0025		
5/24/2016						0.0024 (J)			<0.0025
5/25/2016		<0.0025	<0.01	0.0122	<0.0025			<0.0025	
5/26/2016	<0.0025								
7/21/2016							<0.0025		

ND substitution: RL or RL/2 if <15% NDs.

Time Series

Constituent: Cobalt (mg/L) Analysis Run 8/13/2024 11:19 AM

Plant Wansley Client: Southern Company Data: Wansley Landfill

	GWC-22	GWC-23	GWC-24	GWC-25	GWC-26	GWC-27	GWC-30	GWC-31	GWC-32
7/22/2016									0.00058 (J)
7/26/2016	<0.0025				<0.0025	0.0043			
7/27/2016		<0.0025	0.00095 (J)	0.0065				0.0015	
9/16/2016			0.0053						0.00088 (J)
9/19/2016				0.0071	<0.0025	0.0024 (J)			
9/20/2016	<0.0025	<0.0025					<0.0025		
11/11/2016						0.0018 (J)			
11/14/2016					0.00061 (J)		<0.0025		
11/15/2016				0.029					<0.0025
11/17/2016	<0.0025								
11/18/2016		<0.0025	0.0011 (J)						
1/19/2017					<0.0025				
1/20/2017						0.0027			
1/24/2017				0.033			<0.0025		
1/25/2017								<0.0025	
1/26/2017									0.0013 (J)
2/3/2017	<0.0025	<0.0025	0.00097 (J)						
3/16/2017					<0.0025	0.0024 (J)			
3/17/2017							<0.0025		
3/23/2017				0.022				<0.0025	
3/24/2017									0.0012 (J)
3/28/2017	<0.0025	<0.0025							
3/29/2017			0.00059 (J)						
4/28/2017						0.0026			
5/1/2017					<0.0025		<0.0025		
5/2/2017				0.036				<0.0025	0.00095 (J)
5/3/2017	<0.0025								
5/4/2017		<0.0025	0.0011 (J)						
7/19/2017								<0.0025	
8/3/2017				0.00041 (J)	<0.0025	0.0024 (J)			0.00045 (J)
8/4/2017							<0.0025	<0.0025	
8/8/2017	<0.0025	<0.0025	0.0011 (J)						
1/19/2018						0.0019 (J)			
1/22/2018					<0.0025				
1/23/2018								<0.0025	0.00053 (J)
1/24/2018							<0.0025		
1/25/2018	<0.0025	<0.0025	0.00088 (J)	0.01					
6/20/2018	<0.0025	<0.0025							
6/21/2018							<0.0025		
6/26/2018									<0.0025
6/27/2018			0.00086 (J)	0.01	<0.0025	0.002 (J)		<0.0025	
1/24/2019	<0.0025			0.0014 (J)	0.00012 (J)	0.0019 (J)			
1/25/2019		8.4E-05 (J)							
1/30/2019							<0.0025		0.00012 (J)
1/31/2019			0.0029					<0.0025	
6/25/2019	<0.0025			0.001	0.00017 (J)				
6/26/2019		<0.0025	0.001			0.0023		<0.0025	
6/27/2019							<0.0025		0.00017 (J)
9/10/2019	<0.0025						<0.0025		
9/11/2019			0.0013	0.013				0.00044 (J)	
9/12/2019		9.3E-05 (J)			0.00012 (J)	0.0022			0.00087
3/11/2020							<0.0025		

ND substitution: RL or RL/2 if <15% NDs.

Time Series

Constituent: Cobalt (mg/L) Analysis Run 8/13/2024 11:19 AM

Plant Wansley Client: Southern Company Data: Wansley Landfill

	GWC-22	GWC-23	GWC-24	GWC-25	GWC-26	GWC-27	GWC-30	GWC-31	GWC-32
3/12/2020			0.002 (J)	0.0066		0.0009 (J)			
3/13/2020					0.00015 (J)				
3/17/2020								0.00017 (J)	
3/18/2020	0.00027 (J)	0.00022 (J)							0.001 (J)
9/9/2020						0.0034			
9/10/2020	<0.0025	0.00016 (J)					<0.0025		
9/11/2020								<0.0025	
9/14/2020				0.0074					
9/15/2020			0.0018 (J)		<0.0025				<0.0025
3/15/2021	0.00013 (J)								
3/16/2021								0.00013 (J)	
3/17/2021				0.004	<0.0025				0.00021 (J)
3/18/2021		0.00024 (J)	0.0028			0.0017 (J)	<0.0025		
8/19/2021	<0.0025		0.0028	0.0041	<0.0025				
8/23/2021		<0.0025				0.0014 (J)	<0.0025		
8/24/2021									<0.0025
8/25/2021								<0.0025	
3/2/2022							<0.0025		
3/8/2022	<0.0025			0.0023 (J)		0.0013 (J)			
3/9/2022		<0.0025			<0.0025				<0.0025
3/10/2022			0.0011 (J)					<0.0025	
8/10/2022				0.002 (J)	<0.0025	0.0015 (J)	<0.0025		<0.0025
8/16/2022		<0.0025						<0.0025	
8/17/2022	<0.0025								
8/18/2022			0.00098 (J)						
2/14/2023	<0.0025						<0.0025		
2/15/2023									<0.0025
2/16/2023			0.0019 (J)						
2/20/2023						0.0023 (J)			
2/21/2023		<0.0025		0.0047	<0.0025				
2/22/2023								<0.0025	
8/14/2023	<0.0025								
8/15/2023		<0.0025		0.0054		0.0012 (J)			<0.0025
8/16/2023			0.00094 (J)		<0.0025		<0.0025	0.00031 (J)	
2/14/2024	<0.0025								
2/19/2024		<0.0025							
2/20/2024					<0.0025	0.001 (J)			<0.0025
2/21/2024				0.0035			<0.0025	<0.0025	
2/22/2024			0.0045						

ND substitution: RL or RL/2 if <15% NDs.

Time Series

Constituent: Cobalt (mg/L) Analysis Run 8/13/2024 11:19 AM

Plant Wansley Client: Southern Company Data: Wansley Landfill

	GWC-33	GWC-34	GWC-35	GWC-5	GWC-6	GWC-7	GWC-8	GWC-9
8/31/2011				0.02	0.013			
9/7/2011						<0.0025	0.14 (O)	0.27 (O)
9/16/2011	<0.0025	<0.0025	<0.0025					
10/27/2011				0.038				
10/30/2011	0.0031				0.037 (o)	<0.0025	0.021	<0.0025
10/31/2011		<0.0025	<0.0025					
12/4/2011								0.14
12/5/2011				0.04	0.029 (o)	<0.0025	0.17 (O)	
12/12/2011		<0.0025	0.0025					
12/13/2011	0.0033							
1/19/2012							0.028	0.13
1/25/2012				0.043	0.018	<0.0025		
2/1/2012	<0.0025	<0.0025	<0.0025					
7/16/2012		<0.0025	0.0017					
7/17/2012	0.0037							
7/18/2012				0.028		0.017	0.037	0.12
7/24/2012					0.011			
1/7/2013						0.03	0.037	
1/8/2013					0.012			0.056
1/9/2013				0.037				
1/22/2013		<0.0025	0.0013					
1/23/2013	0.002							
7/2/2013			<0.0025					
7/9/2013					0.017	0.028	0.065	0.042
7/17/2013	0.0013	<0.0025		0.018				
1/14/2014						0.021	0.026	0.038
1/15/2014				0.018	0.017			
1/21/2014			0.00076 (J)					
1/23/2014	0.00071 (J)	<0.0025						
6/24/2014						0.011	0.034	0.039
6/25/2014		<0.0025	0.00093 (J)	0.019	0.0099			
1/13/2015				0.012				
1/14/2015		<0.0025	0.00069 (J)					
1/20/2015	0.0013				0.0098	0.0088	0.031	0.037
7/24/2015				0.013	0.012			
7/27/2015						0.0061	0.031	0.04
7/28/2015			0.00053 (J)					
7/29/2015	0.00054 (J)	<0.0025						
1/20/2016				0.012	0.01			
1/21/2016		<0.0025	0.0005 (J)					
1/25/2016	0.00082 (J)							
1/26/2016						0.002	0.021	0.028
3/23/2016	<0.0025							
3/24/2016		<0.0025	<0.0025					
3/28/2016				0.0101	0.0104			
3/29/2016						0.00652 (J)	0.0208	0.0328
5/23/2016		<0.0025	<0.0025	0.00701 (J)				
5/24/2016	0.0136 (o)				0.00926 (J)	0.00462 (J)	0.0649	0.0334
7/21/2016		<0.0025	<0.0025	0.0079	0.01			
7/22/2016	0.01 (o)					0.0042		
7/25/2016								0.051
7/26/2016							0.044	

ND substitution: RL or RL/2 if <15% NDs.

Time Series

Constituent: Cobalt (mg/L) Analysis Run 8/13/2024 11:19 AM

Plant Wansley Client: Southern Company Data: Wansley Landfill

	GWC-33	GWC-34	GWC-35	GWC-5	GWC-6	GWC-7	GWC-8	GWC-9
9/15/2016		<0.0025	<0.0025	0.02	0.014	0.0036		
9/16/2016	0.011 (o)							
9/19/2016							0.059	0.055
11/15/2016		0.00043 (J)	<0.0025	0.011				
11/16/2016					0.015	0.0044	0.064	0.061
11/17/2016	0.0032							
1/25/2017	<0.0025	<0.0025						
1/26/2017			<0.0025	0.0075	0.011	0.00091 (J)	0.0017 (J)	
1/31/2017								0.15
3/22/2017		<0.0025	<0.0025	0.0063	0.012	0.0016 (J)		
3/23/2017	0.0037						0.025	0.091
5/1/2017	0.0085 (o)	<0.0025						
5/2/2017			<0.0025	0.0036	0.0094	0.011		0.049
5/3/2017							0.047	
8/3/2017		0.027 (O)	<0.0025	0.0061	0.014			
8/4/2017	0.0023 (J)					0.0033		
8/7/2017							0.042	0.057
1/23/2018	0.0024 (J)	<0.0025	<0.0025	0.01	0.013	0.0028		
1/24/2018							0.014	0.044
6/19/2018			0.00042 (J)					
6/20/2018		<0.0025						
6/21/2018							0.04	0.049
6/25/2018				0.0049	0.014	0.0057		
6/26/2018	0.0042							
1/21/2019			0.00025 (J)			0.00051 (J)		
1/22/2019							0.013	0.028
1/28/2019		<0.0025						
1/30/2019	0.00012 (J)			0.00068 (J)	0.017			
6/25/2019						0.0039	0.035	0.043
6/26/2019	0.0025	<0.0025	0.00028 (J)	0.0054	0.012			
9/10/2019						0.0035	0.041	
9/11/2019		0.00011 (J)						
9/12/2019	0.00083		0.00027 (J)	0.0062	0.019			
9/16/2019								0.042
3/11/2020		<0.0025	0.00022 (J)					
3/12/2020	0.0013 (J)					0.00066 (J)	0.0047	
3/16/2020				0.0049	0.012			0.026
9/9/2020				0.0048				
9/11/2020		<0.0025	0.00028 (J)		0.017			0.045
9/14/2020						0.0028	0.028	
9/16/2020	0.0019 (J)							
3/16/2021		<0.0025	0.00026 (J)			0.00057 (J)	0.0052	0.035
3/17/2021				0.0042	0.015			
3/18/2021	0.00015 (J)							
8/18/2021			0.00022 (J)		0.013			
8/19/2021				0.0045		0.0023 (J)		
8/20/2021							0.013	
8/24/2021	<0.0025	<0.0025						
8/25/2021								0.027
3/2/2022		<0.0025	<0.0025	0.0048	0.011	0.00043 (J)	0.005	
3/9/2022	0.00031 (J)							0.024
8/10/2022		<0.0025						

ND substitution: RL or RL/2 if <15% NDs.

Time Series

Constituent: Cobalt (mg/L) Analysis Run 8/13/2024 11:19 AM

Plant Wansley Client: Southern Company Data: Wansley Landfill

	GWC-33	GWC-34	GWC-35	GWC-5	GWC-6	GWC-7	GWC-8	GWC-9
8/11/2022				0.0022 (J)	0.015	0.0019 (J)	0.021	
8/15/2022	<0.0025		0.00036 (J)					
8/16/2022								0.15
2/15/2023							0.0016 (J)	0.022
2/20/2023	<0.0025	<0.0025	<0.0025	0.004	0.013			
2/21/2023						0.00079 (J)		
8/9/2023						0.0013 (J)	0.014	0.058
8/14/2023				0.0023 (J)	0.013			
8/15/2023	<0.0025							
8/16/2023		<0.0025	0.00052 (J)					
2/14/2024				0.0041	0.0078			
2/19/2024								0.022
2/20/2024	<0.0025							
2/21/2024						0.00076 (J)	0.0017 (J)	
2/22/2024		<0.0025	0.00032 (J)					

Time Series

Constituent: Copper (mg/L) Analysis Run 8/13/2024 11:19 AM

Plant Wansley Client: Southern Company Data: Wansley Landfill

	GWA-1 (bg)	GWA-2 (bg)	GWA-28 (bg)	GWA-29 (bg)	GWA-3 (bg)	GWA-4 (bg)	GWC-10	GWC-11	GWC-12
8/31/2011					<0.002	<0.002			
9/13/2011								<0.002	<0.002
9/16/2011	<0.002		<0.002						
9/17/2011		<0.002		<0.013					
10/27/2011	<0.002	<0.002				<0.002			
10/28/2011			<0.002	<0.013				<0.002	<0.002
12/4/2011								<0.002	<0.002
12/12/2011			<0.002	<0.013					
12/13/2011	<0.002								
12/14/2011		<0.002				<0.002			
1/24/2012									<0.002
1/25/2012			<0.002						
1/31/2012	<0.002			0.018					
2/1/2012						<0.002			
2/7/2012		<0.002							
2/9/2012								<0.002	
7/11/2012									<0.002
7/16/2012			<0.002						
7/17/2012				0.0066					
7/18/2012	<0.002							<0.002	
7/23/2012		<0.002				<0.002			
1/8/2013								<0.002	<0.002
1/23/2013		<0.002				<0.002			
1/24/2013	<0.002		<0.002	0.015					
7/9/2013								<0.002	
7/10/2013									<0.002
7/17/2013	<0.002					<0.002			
7/23/2013			<0.002						
7/24/2013		<0.002		0.015					
1/15/2014						<0.002		0.0012 (J)	
1/21/2014	<0.002								<0.002
1/22/2014		<0.002	0.0012 (J)	0.015					
6/25/2014	<0.002				0.0016 (J)	<0.002		0.0012 (J)	
7/1/2014		0.0011 (J)	<0.002						<0.002
7/8/2014				0.0081 (D)					
1/14/2015	<0.002					<0.002			
1/21/2015			<0.002	0.0088				<0.002	<0.002
1/22/2015		<0.002							
7/21/2015	<0.002		<0.002		<0.002	<0.002			
7/22/2015		0.0012 (J)		0.0072					
7/28/2015								<0.002	<0.002
1/19/2016				0.0083 (D)					
1/20/2016		<0.002				<0.002			
1/21/2016	<0.002								
1/22/2016			<0.002						
1/25/2016							<0.002		
1/26/2016								0.001 (J)	<0.002
1/17/2017			<0.002	0.0065		<0.002			
1/19/2017	<0.002	<0.002							
1/31/2017								<0.002	<0.002
2/1/2017							<0.002		
8/1/2017			<0.002	0.0044	<0.002				

ND substitution: RL or RL/2 if <15% NDs.

Time Series

Constituent: Copper (mg/L) Analysis Run 8/13/2024 11:19 AM

Plant Wansley Client: Southern Company Data: Wansley Landfill

	GWA-1 (bg)	GWA-2 (bg)	GWA-28 (bg)	GWA-29 (bg)	GWA-3 (bg)	GWA-4 (bg)	GWC-10	GWC-11	GWC-12
8/2/2017		<0.002				<0.002			
8/3/2017	<0.002								
8/7/2017								<0.002	<0.002
8/8/2017							<0.002		
1/19/2018	<0.002	<0.002	<0.002	0.0046					
1/22/2018						<0.002			
1/24/2018								<0.002	<0.002
1/25/2018							<0.002		
6/19/2018	<0.002	<0.002	<0.002	0.0063		<0.002			
6/20/2018					<0.002			<0.002	
6/21/2018							<0.002		
6/26/2018									<0.002
1/17/2019	<0.002	<0.002				<0.002			
1/18/2019				0.0059	<0.002				
1/21/2019			<0.002						
1/24/2019								<0.002	
1/25/2019									<0.002
1/31/2019							<0.002		
6/24/2019	<0.002	0.0011 (J)				<0.002			
6/25/2019			<0.002	0.0085	0.004				
6/26/2019							0.00064 (J)	<0.002	<0.002
9/9/2019	<0.002								
9/10/2019		0.0014 (J)	<0.002	0.0074		<0.002			
9/11/2019					0.0015 (J)				0.00096 (J)
9/16/2019								<0.002	
9/17/2019							0.0007 (J)		
3/10/2020	<0.002	<0.002	<0.002	0.004	0.0025	<0.002			
3/16/2020								<0.002	
3/17/2020							<0.002		
3/18/2020									<0.002
9/9/2020	<0.002		<0.002	0.0055	0.0029	<0.002			
9/10/2020		0.00099 (J)					0.0083 (o)	0.0034	<0.002
3/15/2021	<0.002	0.001 (J)	<0.002	0.0062	0.0031	<0.002			
3/16/2021									<0.002
3/17/2021								<0.002	
3/18/2021							<0.002		
8/16/2021	<0.002		<0.002						
8/18/2021		0.0011 (J)		0.006	0.0017 (J)	<0.002			
8/19/2021									<0.002
8/20/2021							<0.002		
8/23/2021								<0.002	
2/28/2022	<0.002								
3/1/2022		<0.002	<0.002		0.0025	<0.002			
3/2/2022				0.0053					
3/7/2022								<0.002	<0.002
3/8/2022							<0.002		
8/9/2022	<0.002	<0.002	<0.002	0.0055	0.0033	<0.002			
8/15/2022								<0.002	
8/16/2022							<0.002		<0.002
2/13/2023				0.0048					
2/14/2023	<0.002	<0.002	<0.002		0.0017 (J)	<0.002			
2/15/2023							<0.002		<0.002

ND substitution: RL or RL/2 if <15% NDs.

Time Series

Constituent: Copper (mg/L) Analysis Run 8/13/2024 11:19 AM

Plant Wansley Client: Southern Company Data: Wansley Landfill

	GWA-1 (bg)	GWA-2 (bg)	GWA-28 (bg)	GWA-29 (bg)	GWA-3 (bg)	GWA-4 (bg)	GWC-10	GWC-11	GWC-12
2/21/2023								<0.002	
8/8/2023				0.0043	0.0019 (J)				
8/9/2023	<0.002	<0.002	<0.002			<0.002			
8/10/2023							<0.002		
8/14/2023								<0.002	<0.002
2/13/2024	<0.002								
2/14/2024		<0.002	<0.002	0.0043		<0.002		<0.002	
2/20/2024							<0.002		<0.002

Time Series

Constituent: Copper (mg/L) Analysis Run 8/13/2024 11:19 AM

Plant Wansley Client: Southern Company Data: Wansley Landfill

	GWC-13	GWC-14	GWC-15	GWC-16	GWC-17	GWC-18	GWC-19	GWC-20	GWC-21
8/30/2011				<0.002	<0.002	<0.002	<0.002		
8/31/2011								<0.002	<0.002
9/13/2011	<0.002	<0.002							
9/16/2011			<0.002						
10/26/2011				<0.002	<0.002	<0.002	<0.002		
10/27/2011		<0.002	<0.002					<0.002	<0.002
10/28/2011	<0.002								
12/3/2011		<0.002	<0.002	<0.002	<0.002	<0.002	<0.002		
12/4/2011	<0.002							<0.002	<0.002
1/24/2012	<0.002	<0.002							
1/25/2012				<0.002	<0.002				
2/8/2012							<0.002	<0.002	<0.002
2/9/2012			<0.002			<0.002			
7/11/2012	<0.002	<0.002	<0.002	<0.002	<0.002	<0.002	<0.002	<0.002	
7/17/2012									<0.002
1/8/2013	<0.002	<0.002	<0.002	<0.002	<0.002	<0.002	<0.002	<0.002	
1/9/2013									<0.002
7/2/2013			<0.002	<0.002					
7/10/2013	<0.002	<0.002							
7/16/2013					<0.002	<0.002	<0.002	<0.002	<0.002
1/14/2014				<0.002	<0.002	<0.002			
1/21/2014	<0.002	<0.002	<0.002				<0.002	<0.002	<0.002
6/24/2014			<0.002			<0.002	<0.002	<0.002	<0.002
6/25/2014				<0.002	<0.002				
7/1/2014	<0.002	0.0014 (J)							
1/13/2015				<0.002		<0.002	<0.002	<0.002	<0.002
1/14/2015		<0.002	<0.002		<0.002				
1/21/2015	<0.002								
7/22/2015		<0.002	<0.002	<0.002					
7/23/2015						<0.002	<0.002	<0.002	<0.002
7/28/2015	<0.002				0.00081 (J)				
1/26/2016									<0.002
1/27/2016	0.0021 (J)	0.0068 (O)	<0.002	<0.002	<0.002	<0.002	<0.002	<0.002	
1/31/2017	<0.002								
2/1/2017		<0.002	<0.002	<0.002	<0.002	<0.002			
2/2/2017							<0.002	<0.002	<0.002
8/4/2017	<0.002		<0.002						
8/7/2017		<0.002		<0.002	<0.002	<0.002	<0.002	0.0054 (O)	<0.002
1/25/2018	<0.002	<0.002	<0.002	<0.002	<0.002	<0.002	<0.002		
1/26/2018								0.0025	<0.002
6/20/2018	<0.002	<0.002	<0.002	<0.002					<0.002
6/21/2018						<0.002	<0.002	<0.002	
6/26/2018					<0.002				
1/22/2019	<0.002	<0.002	0.003						
1/24/2019					<0.002				<0.002
1/25/2019				<0.002					
1/28/2019						<0.002	<0.002	<0.002	
6/25/2019	<0.002	0.0008 (J)	<0.002	<0.002	<0.002			<0.002	<0.002
6/26/2019							<0.002		
6/27/2019						<0.002			
9/11/2019				0.00065 (J)	0.00066 (J)	<0.002		0.00085 (J)	<0.002
9/12/2019	<0.002	0.0017 (J)					<0.002		

ND substitution: RL or RL/2 if <15% NDs.

Time Series

Constituent: Copper (mg/L) Analysis Run 8/13/2024 11:19 AM

Plant Wansley Client: Southern Company Data: Wansley Landfill

	GWC-13	GWC-14	GWC-15	GWC-16	GWC-17	GWC-18	GWC-19	GWC-20	GWC-21
9/17/2019			<0.002						
3/12/2020	<0.002								
3/16/2020			<0.002						
3/17/2020		<0.002		<0.002	<0.002	<0.002			
3/18/2020							<0.002	<0.002	<0.002
9/10/2020	<0.002	<0.002	<0.002						
9/11/2020				<0.002					
9/14/2020					<0.002	<0.002			
9/15/2020							<0.002	<0.002	<0.002
3/16/2021					<0.002	<0.002		<0.002	0.0012 (J)
3/17/2021	0.00064 (J)	<0.002		<0.002			<0.002		
3/18/2021			<0.002						
8/19/2021									<0.002
8/20/2021				<0.002	<0.002				
8/23/2021	<0.002	<0.002							
8/24/2021			<0.002			<0.002	0.00094 (J)	<0.002	
3/7/2022		<0.002	<0.002					<0.002	<0.002
3/8/2022	<0.002			<0.002	<0.002	<0.002	<0.002		
8/11/2022					<0.002	<0.002	<0.002		
8/15/2022	<0.002								
8/16/2022		<0.002	<0.002	<0.002				<0.002	<0.002
2/17/2023		<0.002							
2/20/2023				<0.002	<0.002	<0.002			
2/21/2023	<0.002		<0.002				<0.002		<0.002
2/22/2023								<0.002	
8/9/2023						<0.002	<0.002	<0.002	<0.002
8/10/2023					<0.002				
8/14/2023		<0.002	<0.002	<0.002					
8/16/2023	<0.002								
2/19/2024	<0.002	<0.002							<0.002
2/20/2024					<0.002			<0.002	
2/21/2024			<0.002	<0.002		<0.002	<0.002		

ND substitution: RL or RL/2 if <15% NDs.

Time Series

Constituent: Copper (mg/L) Analysis Run 8/13/2024 11:19 AM

Plant Wansley Client: Southern Company Data: Wansley Landfill

	GWC-22	GWC-23	GWC-24	GWC-25	GWC-26	GWC-27	GWC-30	GWC-31	GWC-32
9/15/2011	<0.002						<0.002		<0.002
9/16/2011		<0.002							
9/17/2011				<0.002	<0.002	<0.002		<0.002	
10/28/2011							<0.002		
10/29/2011	<0.002	<0.002			<0.002	<0.002			
10/31/2011				<0.002				<0.002	<0.002
12/13/2011	<0.002	<0.002					<0.002		<0.002
12/14/2011				<0.002	<0.002	<0.002			
1/25/2012	<0.002					<0.002			
1/31/2012		<0.002							
2/1/2012									<0.002
2/7/2012				<0.002	<0.002			<0.002	
2/8/2012							<0.002		
7/17/2012				<0.002	<0.002	<0.002			<0.002
7/18/2012	<0.002	<0.002					<0.002		
1/22/2013	<0.002	<0.002							
1/23/2013								<0.002	<0.002
1/24/2013					<0.002	<0.002	<0.002		
7/16/2013	<0.002								
7/23/2013		<0.002							
7/24/2013				<0.002	<0.002	<0.002	<0.002		<0.002
1/21/2014	<0.002								
1/22/2014		<0.002							
1/23/2014				0.0034 (J)	0.0027 (J)	<0.002	<0.002	0.0018 (J)	<0.002
6/25/2014	<0.002								
7/1/2014		0.0015 (J)					<0.002	0.0048 (J)	<0.002
7/8/2014			<0.002	0.0017 (J)	<0.002	<0.002			
1/14/2015	<0.002								
1/20/2015							<0.002		<0.002
1/21/2015				<0.002	<0.002	<0.002		<0.002	
1/22/2015		<0.002							
7/23/2015	<0.002								
7/29/2015		0.0012 (J)							
7/30/2015				0.0028 (J)		0.002 (J)	<0.002		<0.002
7/31/2015			0.0028 (J)		0.0024 (J)				
1/19/2016							<0.002		
1/20/2016			0.0012 (J)						
1/21/2016		<0.002		0.0029 (J)					
1/22/2016						0.0038 (JO)			
1/25/2016					<0.002			<0.002	<0.002
1/26/2016	<0.002								
1/19/2017					<0.002				
1/20/2017						<0.002			
1/24/2017				<0.002			<0.002		
1/25/2017								<0.002	
1/26/2017									<0.002
2/3/2017	<0.002	<0.002	<0.002						
8/3/2017				<0.002	<0.002	<0.002			<0.002
8/4/2017							<0.002	0.003	
8/8/2017	<0.002	<0.002	<0.002						
1/19/2018						<0.002			
1/22/2018					<0.002				

ND substitution: RL or RL/2 if <15% NDs.

Time Series

Constituent: Copper (mg/L) Analysis Run 8/13/2024 11:19 AM

Plant Wansley Client: Southern Company Data: Wansley Landfill

	GWC-22	GWC-23	GWC-24	GWC-25	GWC-26	GWC-27	GWC-30	GWC-31	GWC-32
1/23/2018								0.0022 (J)	<0.002
1/24/2018							<0.002		
1/25/2018	<0.002	<0.002	<0.002	<0.002					
6/20/2018	<0.002	<0.002							
6/21/2018							<0.002		
6/26/2018									<0.002
6/27/2018			<0.002	<0.002	<0.002	<0.002		0.0036	
1/24/2019	<0.002			0.003	0.0017 (J)	<0.002			
1/25/2019		<0.002							
1/30/2019							<0.002		<0.002
1/31/2019			0.00063 (J)					0.00064 (J)	
6/25/2019	<0.002			0.0029	0.002				
6/26/2019		<0.002	0.00094 (J)			<0.002		0.0019 (J)	
6/27/2019							<0.002		<0.002
9/10/2019	0.001 (J)						<0.002		
9/11/2019			0.0013 (J)	0.0072 (o)				0.0063	
9/12/2019		0.00068 (J)			0.001 (J)	0.0011 (J)			<0.002
1/14/2020				0.0025				0.005	
3/11/2020							<0.002		
3/12/2020			0.0012 (J)	0.0022		<0.002			
3/13/2020					0.00078 (J)				
3/17/2020								0.0014 (J)	
3/18/2020	<0.002	<0.002							<0.002
9/9/2020						<0.002			
9/10/2020	<0.002	<0.002					<0.002		
9/11/2020								0.0013 (J)	
9/14/2020				0.0034					
9/15/2020			0.0023		<0.002				<0.002
3/15/2021	<0.002								
3/16/2021								0.0029	
3/17/2021				0.0018 (J)	<0.002				<0.002
3/18/2021		0.00066 (J)	0.0022			0.00066 (J)	<0.002		
8/19/2021	<0.002		0.001 (J)	0.0016 (J)	0.0011 (J)				
8/23/2021		0.0011 (J)				<0.002	<0.002		
8/24/2021									<0.002
8/25/2021								0.0019 (J)	
3/2/2022							<0.002		
3/8/2022	0.0024			<0.002		<0.002			
3/9/2022		<0.002			<0.002				<0.002
3/10/2022			<0.002					<0.002	
8/10/2022				<0.002	<0.002	<0.002	<0.002		<0.002
8/16/2022		<0.002						0.0053	
8/17/2022	<0.002								
8/18/2022			<0.002						
2/14/2023	<0.002						<0.002		
2/15/2023									<0.002
2/16/2023			<0.002						
2/20/2023						<0.002			
2/21/2023		<0.002		<0.002	<0.002				
2/22/2023								<0.002	
8/14/2023	<0.002								
8/15/2023		<0.002		0.0014 (J)		<0.002			<0.002

ND substitution: RL or RL/2 if <15% NDs.

Time Series

Constituent: Copper (mg/L) Analysis Run 8/13/2024 11:19 AM

Plant Wansley Client: Southern Company Data: Wansley Landfill

	GWC-22	GWC-23	GWC-24	GWC-25	GWC-26	GWC-27	GWC-30	GWC-31	GWC-32
8/16/2023			<0.002		<0.002		<0.002	0.004	
2/14/2024	<0.002								
2/19/2024		<0.002							
2/20/2024					<0.002	<0.002			<0.002
2/21/2024				<0.002			<0.002	0.0013 (J)	
2/22/2024			<0.002						

ND substitution: RL or RL/2 if <15% NDs.

Time Series

Constituent: Copper (mg/L) Analysis Run 8/13/2024 11:19 AM

Plant Wansley Client: Southern Company Data: Wansley Landfill

	GWC-33	GWC-34	GWC-35	GWC-5	GWC-6	GWC-7	GWC-8	GWC-9
8/31/2011				<0.002	<0.002			
9/7/2011						<0.002	<0.002	<0.002
9/16/2011	<0.002	<0.002	<0.002					
10/27/2011				<0.002				
10/30/2011	<0.002				<0.002	<0.002	<0.002	<0.002
10/31/2011		<0.002	<0.002					
12/4/2011								<0.002
12/5/2011				<0.002	<0.002	<0.002	<0.002	
12/12/2011		<0.002	<0.002					
12/13/2011	<0.002							
1/19/2012							<0.002	<0.002
1/25/2012				<0.002	<0.002	<0.002		
2/1/2012	<0.002	<0.002	<0.002					
7/16/2012		<0.002	<0.002					
7/17/2012	<0.002							
7/18/2012				<0.002		<0.002	<0.002	<0.002
7/24/2012					<0.002			
1/7/2013						<0.002	<0.002	
1/8/2013					<0.002			<0.002
1/9/2013				<0.002				
1/22/2013		<0.002	<0.002					
1/23/2013	<0.002							
7/2/2013			<0.002					
7/9/2013					<0.002	<0.002	<0.002	<0.002
7/17/2013	<0.002	<0.002		<0.002				
1/14/2014						<0.002	0.001 (J)	<0.002
1/15/2014				0.0012 (J)	0.0031 (J)			
1/21/2014			0.0017 (J)					
1/23/2014	<0.002	<0.002						
6/24/2014						<0.002	<0.002	<0.002
6/25/2014		<0.002	0.00087 (J)	0.00098 (J)	<0.002			
1/13/2015				0.00095 (J)				
1/14/2015		<0.002	<0.002					
1/20/2015	<0.002				<0.002	<0.002	0.0014 (J)	<0.002
7/24/2015				<0.002	<0.002			
7/27/2015						<0.002	<0.002	<0.002
7/28/2015			0.0008 (J)					
7/29/2015	0.0012 (J)	<0.002						
1/20/2016				<0.002	0.0011 (J)			
1/21/2016		<0.002	0.00095 (J)					
1/25/2016	<0.002							
1/26/2016						<0.002	0.0013 (J)	0.0022 (J)
1/25/2017	<0.002	<0.002						
1/26/2017			<0.002	<0.002	<0.002	<0.002	0.0021 (J)	
1/31/2017								0.0021 (J)
8/3/2017		<0.002	<0.002	<0.002	<0.002			
8/4/2017	<0.002					<0.002		
8/7/2017							0.0035	<0.002
1/23/2018	<0.002	<0.002	<0.002	<0.002	<0.002	<0.002		
1/24/2018							<0.002	<0.002
6/19/2018			<0.002					
6/20/2018		<0.002						

ND substitution: RL or RL/2 if <15% NDs.

Time Series

Constituent: Copper (mg/L) Analysis Run 8/13/2024 11:19 AM

Plant Wansley Client: Southern Company Data: Wansley Landfill

	GWC-33	GWC-34	GWC-35	GWC-5	GWC-6	GWC-7	GWC-8	GWC-9
6/21/2018							0.0024 (J)	0.0026
6/25/2018				<0.002	<0.002	<0.002		
6/26/2018	<0.002							
1/21/2019			<0.002			<0.002		
1/22/2019							<0.002	<0.002
1/28/2019		<0.002						
1/30/2019	<0.002			<0.002	<0.002			
6/25/2019						<0.002	0.00074 (J)	<0.002
6/26/2019	<0.002	<0.002	<0.002	<0.002	<0.002			
9/10/2019						<0.002	0.00065 (J)	
9/11/2019		0.0013 (J)						
9/12/2019	<0.002		<0.002	<0.002	<0.002			
9/16/2019								<0.002
3/11/2020		<0.002	0.00072 (J)					
3/12/2020	<0.002					<0.002	0.0014 (J)	
3/16/2020				<0.002	<0.002			0.00077 (J)
9/9/2020				<0.002				
9/11/2020		<0.002	<0.002		<0.002			<0.002
9/14/2020						<0.002	<0.002	
9/16/2020	0.00079 (J)							
3/16/2021		<0.002	<0.002			<0.002	0.001 (J)	<0.002
3/17/2021				<0.002	<0.002			
3/18/2021	<0.002							
8/18/2021			<0.002		<0.002			
8/19/2021				<0.002		<0.002		
8/20/2021							0.0013 (J)	
8/24/2021	<0.002	<0.002						
8/25/2021								<0.002
3/2/2022		<0.002	<0.002	<0.002	<0.002	<0.002	0.0019 (J)	
3/9/2022	<0.002							<0.002
8/10/2022		<0.002						
8/11/2022				<0.002	<0.002	<0.002	<0.002	
8/15/2022	<0.002		<0.002					
8/16/2022								<0.002
2/15/2023							0.0014 (J)	<0.002
2/20/2023	<0.002	<0.002	<0.002	<0.002	<0.002			
2/21/2023						<0.002		
8/9/2023						<0.002	<0.002	<0.002
8/14/2023				<0.002	<0.002			
8/15/2023	<0.002							
8/16/2023		<0.002	<0.002					
2/14/2024				0.0012 (J)	<0.002			
2/19/2024								0.0012 (J)
2/20/2024	<0.002							
2/21/2024						<0.002	0.0028	
2/22/2024		0.0023	<0.002					

ND substitution: RL or RL/2 if <15% NDs.

Time Series

Constituent: Fluoride (mg/L) Analysis Run 8/13/2024 11:19 AM

Plant Wansley Client: Southern Company Data: Wansley Landfill

	GWA-1 (bg)	GWA-2 (bg)	GWA-28 (bg)	GWA-29 (bg)	GWA-3 (bg)	GWA-4 (bg)	GWC-10	GWC-11	GWC-12
3/22/2016			1.4375	2.2163					
3/23/2016	0.019 (J)	0.0276 (J)				0.0713 (J)			
3/29/2016								0.1377 (J)	0.1936 (J)
3/30/2016							1.2013		
3/31/2016					0.0551 (J)				
5/19/2016				2.35		0.078 (J)			
5/20/2016	0.02 (J)								
5/23/2016			1.62						
5/24/2016		0.023 (J)							
5/25/2016					0.0485 (J)		1.34	0.1521 (J)	0.1797 (J)
7/21/2016	<0.1			3.2		<0.1			
7/22/2016									0.22
7/25/2016			1.7					0.21	
7/26/2016		<0.1							
7/27/2016					<0.1		1.5		
9/14/2016						<0.1			
9/15/2016	<0.1		1.6						0.18 (J)
9/16/2016		<0.1					1.3		
9/19/2016								0.15 (J)	
11/9/2016			1.7						
11/10/2016		<0.1				<0.1			
11/11/2016	<0.1								
11/16/2016								0.14 (J)	0.16 (J)
11/17/2016							0.76		
1/17/2017			1.6	2.6		<0.1			
1/19/2017	<0.1	<0.1							
1/31/2017								<0.2	0.19 (J)
2/1/2017							1.3		
3/16/2017	<0.1		1.7			<0.1			
3/17/2017		<0.1							
3/23/2017								0.097 (J)	0.17 (J)
3/24/2017							1.3		
4/27/2017			1.4	2.5		<0.1			
4/28/2017	<0.1	<0.1							
5/2/2017								0.11 (J)	
5/3/2017							1.1		0.19 (J)
7/18/2017				2.2					
8/1/2017				2.5					
10/3/2017		<0.1	1.7	2.3	<0.1	<0.1			
10/4/2017	<0.1						1.2	0.16 (J)	0.2
1/19/2018	<0.1	<0.1	1.4	2.1					
1/22/2018						<0.1			
1/24/2018								0.11 (J)	0.16 (J)
1/25/2018							0.75		
6/19/2018	<0.1	<0.1	1.6	2.3		0.084 (J)			
6/20/2018					<0.1			0.13 (J)	
6/21/2018							0.76		
6/26/2018									0.18 (J)
9/25/2018	<0.1	<0.1	1.7	2.3		<0.1			
9/27/2018							0.59	0.12 (J)	
9/28/2018									0.2
1/17/2019	<0.1	<0.1				0.06 (J)			

ND substitution: RL or RL/2 if <15% NDs.

Time Series

Constituent: Fluoride (mg/L) Analysis Run 8/13/2024 11:19 AM

Plant Wansley Client: Southern Company Data: Wansley Landfill

	GWA-1 (bg)	GWA-2 (bg)	GWA-28 (bg)	GWA-29 (bg)	GWA-3 (bg)	GWA-4 (bg)	GWC-10	GWC-11	GWC-12
1/18/2019				2	0.028 (J)				
1/21/2019			1.6						
1/24/2019								0.076 (J)	
1/25/2019									0.21
1/31/2019							0.78		
6/24/2019	0.031 (J)	0.032 (J)				0.08 (J)			
6/25/2019			1.9	0.034 (J)	0.03 (J)				
6/26/2019							0.68	0.096 (J)	0.16 (J)
9/9/2019	<0.1								
9/10/2019		<0.1	1.8	2.6		0.091 (J)			
9/11/2019					0.033 (J)				0.17
9/16/2019								0.12 (J)	
9/17/2019							0.29		
3/10/2020	<0.1	<0.1	2	1.7	0.035 (J)	0.056 (J)			
3/16/2020								0.051 (J)	
3/17/2020							0.74		
3/18/2020									0.058 (J)
9/9/2020	<0.1		1.8	1.9	0.032 (J)	0.06 (J)			
9/10/2020		<0.1					0.81	0.14	0.16
3/15/2021	0.036 (J)	<0.1	1.3	1.7	0.027 (J)	0.046 (J)			
3/16/2021									0.14
3/17/2021								0.08 (J)	
3/18/2021							1.1		
8/16/2021	<0.1		1.6						
8/18/2021		<0.1		2	0.035 (J)	0.079 (J)			
8/19/2021									0.26
8/20/2021							0.89		
8/23/2021								0.21	
2/28/2022	<0.1								
3/1/2022		<0.1	1.3		<0.1	0.035 (J)			
3/2/2022				1.8					
3/7/2022								0.14	0.18
3/8/2022							1.2		
8/9/2022	<0.1	<0.1	1.5	1.9	<0.1	0.066 (J)			
8/15/2022								0.061 (J)	
8/16/2022							1.4		0.13
2/13/2023				1.7					
2/14/2023	<0.1	<0.1	2		0.052 (J)	0.076 (J)			
2/15/2023							0.78		0.13
2/21/2023								0.061 (J)	
8/8/2023				2.1	0.055 (J)				
8/9/2023	<0.1	<0.1	1.8			0.08 (J)			
8/10/2023							0.73		
8/14/2023								0.05 (J)	0.099 (J)
2/13/2024	<0.1								
2/14/2024		<0.1	0.95	1.2		<0.1		0.056 (J)	
2/20/2024							0.77		<0.8

ND substitution: RL or RL/2 if <15% NDs.

Time Series

Constituent: Fluoride (mg/L) Analysis Run 8/13/2024 11:19 AM

Plant Wansley Client: Southern Company Data: Wansley Landfill

	GWC-13	GWC-14	GWC-15	GWC-16	GWC-17	GWC-18	GWC-19	GWC-20	GWC-21
3/29/2016	0.1084 (J)								
3/30/2016		0.0355 (J)	0.0785 (J)	0.0391 (J)	0.0422 (J)	0.0362 (J)	0.0369 (J)	0.04 (J)	0.0137 (J)
5/25/2016	0.1002 (J)	0.0265 (J)	0.0757 (J)	0.034 (J)	0.045 (J)				
5/26/2016						0.038 (J)	0.031 (J)	0.041 (J)	0.014 (J)
7/25/2016						<0.4	<0.4	<0.4	
7/26/2016	0.12 (J)	0.1 (J)	0.11 (J)						<0.4
7/27/2016				<0.4	<0.4				
9/15/2016	0.1 (J)	<0.4							
9/16/2016				<0.4					
9/19/2016					<0.4	<0.4	<0.4		
9/20/2016			<0.4					<0.4	<0.4
11/17/2016	0.092 (J)	<0.4	<0.4	<0.4	<0.4	<0.4	<0.4	<0.4	<0.4
1/31/2017	0.11 (J)								
2/1/2017		<0.4	0.086 (J)	<0.4	<0.4	<0.4			
2/2/2017							<0.4	<0.4	<0.4
3/23/2017	0.088 (J)	<0.4	<0.4						
3/24/2017				<0.4	<0.4	<0.4	<0.4		
3/28/2017								<0.4	<0.4
5/3/2017	0.098 (J)	<0.4	<0.4	<0.4	<0.4	<0.4	<0.4		
5/4/2017								<0.4	<0.4
10/4/2017		<0.4	<0.4		<0.4				
10/5/2017	0.1 (J)			<0.4		<0.4	<0.4		
10/6/2017								<0.4	<0.4
1/25/2018	0.1 (J)	<0.4	<0.4	<0.4	<0.4	<0.4	<0.4		
1/26/2018								<0.4	<0.4
6/20/2018	0.11 (J)	<0.4	0.093 (J)	<0.4					<0.4
6/21/2018						<0.4	<0.4	<0.4	
6/26/2018					<0.4				
9/27/2018							<0.4	<0.4	<0.4
9/28/2018						<0.4			
10/1/2018		0.083 (J)	0.1 (J)	<0.4					
10/2/2018	0.13 (J)				<0.4				
1/22/2019	0.1 (J)	0.057 (J)	0.071 (J)						
1/24/2019					<0.4				<0.4
1/25/2019				0.027 (J)					
1/28/2019						<0.4	<0.4	<0.4	
6/25/2019	0.084 (J)	0.054 (J)	0.068 (J)	0.052 (J)	0.051 (J)			0.049 (J)	0.032 (J)
6/26/2019							0.046 (J)		
6/27/2019						0.046 (J)			
9/11/2019				0.038 (J)	0.043 (J)	0.036 (J)		0.039 (J)	<0.4
9/12/2019	0.065 (J)	<0.4					0.031 (J)		
9/17/2019			0.071 (J)						
3/12/2020	0.044 (J)								
3/16/2020			0.07 (J)						
3/17/2020		0.046 (J)		<0.4	<0.4	<0.4			
3/18/2020							0.068 (J)	0.048 (J)	0.034 (J)
9/10/2020	0.1	0.038 (J)	0.08 (J)						
9/11/2020				0.04 (J)					
9/14/2020					0.056 (J)	0.033 (J)			
9/15/2020							<0.4	0.033 (J)	<0.4
3/16/2021					0.034 (J)	0.029 (J)		0.031 (J)	<0.4
3/17/2021	0.1	0.036 (J)		0.031 (J)			<0.4		

ND substitution: RL or RL/2 if <15% NDs.

Time Series

Constituent: Fluoride (mg/L) Analysis Run 8/13/2024 11:19 AM

Plant Wansley Client: Southern Company Data: Wansley Landfill

	GWC-13	GWC-14	GWC-15	GWC-16	GWC-17	GWC-18	GWC-19	GWC-20	GWC-21
3/18/2021			0.073 (J)						
8/19/2021									0.48 (J)
8/20/2021				0.065 (J)	0.091 (J)				
8/23/2021	0.12	0.068 (J)							
8/24/2021			0.13			0.083 (J)	0.078 (J)	0.077 (J)	
3/7/2022		0.071 (J)	0.12					0.07 (J)	0.043 (J)
3/8/2022	0.13			0.057 (J)	0.057 (J)	0.058 (J)	0.046 (J)		
8/11/2022					0.041 (J)	<0.4	<0.4		
8/15/2022	0.083 (J)								
8/16/2022		0.041 (J)	0.08 (J)	0.041 (J)				0.041 (J)	<0.4
2/17/2023		0.081 (J)							
2/20/2023				0.046 (J)	0.046 (J)	<0.4			
2/21/2023	0.086 (J)		0.077 (J)				<0.4		<0.4
2/22/2023								<0.4	
8/9/2023						0.042 (J)	<0.4	0.046 (J)	<0.4
8/10/2023					0.047 (J)				
8/14/2023		0.056 (J)	0.064 (J)	<0.4					
8/16/2023	0.082 (J)								
2/19/2024	<0.4	<0.4							<0.4
2/20/2024					<0.4			<0.4	
2/21/2024			<0.4	<0.4		<0.4	<0.4		

ND substitution: RL or RL/2 if <15% NDs.

Time Series

Constituent: Fluoride (mg/L) Analysis Run 8/13/2024 11:19 AM

Plant Wansley Client: Southern Company Data: Wansley Landfill

	GWC-22	GWC-23	GWC-24	GWC-25	GWC-26	GWC-27	GWC-30	GWC-31	GWC-32
3/23/2016						0.4759	0.0999 (J)		2.1209
3/24/2016					0.0318 (J)				
3/28/2016				0.0542 (J)					
3/29/2016		0.0308 (J)							
3/30/2016			0.0255 (J)					1.5245	
3/31/2016	0.0429 (J)								
5/20/2016							0.104 (J)		
5/24/2016						0.198 (J)			2.71
5/25/2016		0.0285 (J)	0.0182 (J)		0.0282 (J)			1.65	
5/26/2016	0.048 (J)			0.034 (J)					
7/21/2016							0.11 (J)		
7/22/2016									3.5
7/26/2016	<0.1				<0.4	1.2			
7/27/2016		<0.4	<0.4	<0.4					
9/16/2016			<0.4						3.5
9/19/2016				<0.4	<0.4	0.64			
9/20/2016	<0.1	<0.4					0.092 (J)		
11/11/2016						1.2			
11/14/2016					<0.4		<0.4		
11/15/2016				<0.4					3.2
11/17/2016	<0.1								
11/18/2016		<0.4	<0.4						
1/19/2017					<0.4				
1/20/2017						0.83			
1/24/2017				<0.4			0.094 (J)		
1/25/2017								1.4	
1/26/2017									3.9
2/3/2017	<0.1	<0.4	<0.4						
3/16/2017					<0.4	0.32			
3/17/2017							0.084 (J)		
3/23/2017				<0.4					
3/24/2017									3.2
3/28/2017	<0.1	<0.4							
3/29/2017			<0.4						
4/28/2017						0.83			
5/1/2017					<0.4		0.092 (J)		
5/2/2017				<0.4					3.5
5/3/2017	<0.1								
5/4/2017		<0.4	<0.4						
7/19/2017								1.6	
10/3/2017						0.18 (J)			
10/4/2017					<0.4		0.091 (J)		
10/5/2017	<0.1	<0.4	<0.4	<0.4					
10/6/2017								1.6	3.5
1/19/2018						0.6			
1/22/2018					<0.4				
1/23/2018								1.5	3.1
1/24/2018							<0.4		
1/25/2018	<0.1	<0.4	<0.4	<0.4					
6/20/2018	<0.1	<0.4							
6/21/2018							<0.4		
6/26/2018									2.6

ND substitution: RL or RL/2 if <15% NDs.

Time Series

Constituent: Fluoride (mg/L) Analysis Run 8/13/2024 11:19 AM

Plant Wansley Client: Southern Company Data: Wansley Landfill

	GWC-22	GWC-23	GWC-24	GWC-25	GWC-26	GWC-27	GWC-30	GWC-31	GWC-32
6/27/2018			<0.4	<0.4	<0.4	0.73		1.6	
9/26/2018				<0.4					
9/27/2018					<0.4	0.91			
9/28/2018			<0.4						
10/1/2018	<0.1	<0.4							
10/2/2018									2.4
10/3/2018							0.13 (J)	1.7	
1/24/2019	<0.1			<0.4	<0.4	0.039 (J)			
1/25/2019		<0.4							
1/30/2019							0.1 (J)		2.3
1/31/2019			<0.4					1.3	
6/25/2019	0.052 (J)			0.033 (J)	0.047 (J)				
6/26/2019		0.042 (J)	0.04 (J)			0.85		1.3	
6/27/2019							0.073 (J)		2
9/10/2019	<0.1						0.1 (J)		
9/11/2019			<0.4	0.039 (J)					
9/12/2019		0.033 (J)			<0.4	0.18			2.8
3/11/2020							0.066 (J)		
3/12/2020			<0.4	0.032 (J)		0.044 (J)			
3/13/2020					0.026 (J)				
3/17/2020								1.2	
3/18/2020	0.056 (J)	0.034 (J)							2.8
9/9/2020						0.8			
9/10/2020	0.043 (J)	0.029 (J)					0.081 (J)		
9/11/2020								1.5	
9/14/2020				0.031 (J)					
9/15/2020			<0.4		<0.4				2.2
3/15/2021	0.045 (J)								
3/16/2021								1.3	
3/17/2021				0.03 (J)	<0.4				2.3
3/18/2021		<0.4	<0.4			0.72	0.072 (J)		
8/19/2021	0.031 (J)		0.089 (J)	0.11	0.1				
8/23/2021		0.051 (J)				0.27	0.12		
8/24/2021									2.1
8/25/2021								1.5	
3/2/2022							0.047 (J)		
3/8/2022	0.054 (J)			0.057 (J)		0.5			
3/9/2022		0.049 (J)			0.049 (J)				1.9
3/10/2022			0.037 (J)					1.5	
8/10/2022				0.04 (J)	<0.4	0.67	0.075 (J)		2.1
8/16/2022		<0.4						1.5	
8/17/2022	0.049 (J)								
8/18/2022			0.041 (J)						
2/14/2023	0.057 (J)						0.091 (J)		
2/15/2023									2.3
2/16/2023			<0.4						
2/20/2023						0.16			
2/21/2023		<0.4		0.041 (J)	<0.4				
2/22/2023								1.3	
8/14/2023	0.044 (J)								
8/15/2023		<0.4		0.045 (J)		0.61			2
8/16/2023			<0.4		0.04 (J)		0.073 (J)	1.5	

ND substitution: RL or RL/2 if <15% NDs.

Time Series

Constituent: Fluoride (mg/L) Analysis Run 8/13/2024 11:19 AM

Plant Wansley Client: Southern Company Data: Wansley Landfill

	GWC-22	GWC-23	GWC-24	GWC-25	GWC-26	GWC-27	GWC-30	GWC-31	GWC-32
2/14/2024	<0.1								
2/19/2024		<0.4							
2/20/2024					<0.4	0.49			2.5
2/21/2024				<0.4			<0.4	1.5	
2/22/2024			<0.4						

ND substitution: RL or RL/2 if <15% NDs.

Time Series

Constituent: Fluoride (mg/L) Analysis Run 8/13/2024 11:19 AM

Plant Wansley Client: Southern Company Data: Wansley Landfill

	GWC-33	GWC-34	GWC-35	GWC-5	GWC-6	GWC-7	GWC-8	GWC-9
3/23/2016	2.8158							
3/24/2016		0.1653 (J)	0.0396 (J)					
3/28/2016				0.1116 (J)	0.0752 (J)			
3/29/2016						0.2179 (J)	0.0698 (J)	0.0671 (J)
5/23/2016		0.155 (J)	0.0343 (J)	0.1022 (J)				
5/24/2016					0.081 (J)	0.216 (J)	0.072 (J)	0.06 (J)
7/21/2016		0.19 (J)	<0.4	0.11 (J)	0.088 (J)			
7/22/2016						0.23		
7/25/2016								0.096 (J)
7/26/2016							0.092 (J)	
9/15/2016		0.16 (J)	<0.4	0.084 (J)	0.084 (J)	0.22		
9/19/2016							<0.4	<0.4
11/15/2016		0.14 (J)	<0.4	<0.2				
11/16/2016					<0.2	0.22	<0.4	<0.4
11/17/2016	4.1							
1/25/2017	5.6	0.16 (J)						
1/26/2017			<0.4	<0.2	<0.2	0.23	<0.4	
1/31/2017								<0.4
3/22/2017		0.14 (J)	<0.4	<0.2	<0.2	0.2		
3/23/2017	3.1						<0.4	0.12 (J)
5/1/2017	4.2	0.16 (J)						
5/2/2017			<0.4	0.1 (J)	<0.2	0.21		<0.4
5/3/2017							<0.4	
7/19/2017	3.4							
8/4/2017	4							
8/24/2017	4.2							
10/3/2017		0.17 (J)	<0.4	0.089 (J)	<0.2	0.23		<0.4
10/5/2017	3.9						0.085 (J)	
1/23/2018	3.4	0.13 (J)	<0.4	0.085 (J)	<0.2	0.17 (J)		
1/24/2018							<0.4	<0.4
6/19/2018			<0.4					
6/20/2018		0.18 (J)						
6/21/2018							<0.4	<0.4
6/25/2018				0.097 (J)	<0.2	0.25		
6/26/2018	2.1							
9/25/2018					<0.2			
9/26/2018							<0.4	0.082 (J)
10/1/2018			<0.4					
10/2/2018	2.1	0.18 (J)				0.25		
10/3/2018				0.13 (J)				
1/21/2019			0.031 (J)			0.22		
1/22/2019							0.062 (J)	0.065 (J)
1/28/2019		0.19 (J)						
1/30/2019	2.3			0.11 (J)	0.078 (J)			
6/25/2019						0.21	0.055 (J)	0.066 (J)
6/26/2019	2.4	0.11 (J)	0.045 (J)	0.081 (J)	0.059 (J)			
9/10/2019						0.28	0.1 (J)	
9/11/2019		0.15						
9/12/2019	2.4		0.038 (J)	0.078 (J)	0.076 (J)			
9/16/2019								0.062 (J)
3/11/2020		0.18 (J)	0.035 (J)					
3/12/2020	2.1					0.16	0.043 (J)	

ND substitution: RL or RL/2 if <15% NDs.

Time Series

Constituent: Fluoride (mg/L) Analysis Run 8/13/2024 11:19 AM

Plant Wansley Client: Southern Company Data: Wansley Landfill

	GWC-33	GWC-34	GWC-35	GWC-5	GWC-6	GWC-7	GWC-8	GWC-9
3/16/2020				0.076 (J)	0.073 (J)			0.08 (J)
9/9/2020				0.096 (J)				
9/11/2020		0.15	0.034 (J)		0.079 (J)			0.082 (J)
9/14/2020						0.19	0.062 (J)	
9/16/2020	1.4							
3/16/2021		0.13	0.03 (J)			0.21	0.044 (J)	0.043 (J)
3/17/2021				0.094 (J)	0.073 (J)			
3/18/2021	2.1							
8/18/2021			0.11		0.14			
8/19/2021				0.19		0.35		
8/20/2021							0.1	
8/24/2021	1.1	0.22						
8/25/2021								0.1
3/2/2022		0.086 (J)	<0.4	0.093 (J)	0.082 (J)	0.16	0.058 (J)	
3/9/2022	2.1							0.068 (J)
8/10/2022		0.14						
8/11/2022				0.076 (J)	0.078 (J)	0.22	0.069 (J)	
8/15/2022	2.3		0.044 (J)					
8/16/2022								0.076 (J)
2/15/2023							0.063 (J)	0.062 (J)
2/20/2023	2.4	0.13	<0.4	0.092 (J)	0.079 (J)			
2/21/2023						0.23		
8/9/2023						0.28	0.096 (J)	0.081 (J)
8/14/2023				0.058 (J)	0.058 (J)			
8/15/2023	2							
8/16/2023		0.15	0.046 (J)					
2/14/2024				<0.2	0.049 (J)			
2/19/2024								<0.4
2/20/2024	2.1							
2/21/2024						<2	<0.4	
2/22/2024		<0.4	<0.4					

ND substitution: RL or RL/2 if <15% NDs.

Time Series

Constituent: Lead (mg/L) Analysis Run 8/13/2024 11:19 AM

Plant Wansley Client: Southern Company Data: Wansley Landfill

	GWA-1 (bg)	GWA-2 (bg)	GWA-28 (bg)	GWA-29 (bg)	GWA-3 (bg)	GWA-4 (bg)	GWC-10	GWC-11	GWC-12
8/31/2011					<0.001	<0.001			
9/13/2011								<0.001	<0.001
9/16/2011	<0.001		<0.001						
9/17/2011		<0.001		<0.001					
10/27/2011	<0.001	<0.001				<0.001			
10/28/2011			<0.001	<0.001				<0.001	<0.001
12/4/2011								<0.001	<0.001
12/12/2011			<0.001	<0.001					
12/13/2011	<0.001								
12/14/2011		<0.001				<0.001			
1/24/2012									<0.001
1/25/2012			<0.001						
1/31/2012	<0.001			<0.001					
2/1/2012						<0.001			
2/7/2012		<0.001							
2/9/2012								<0.001	
7/11/2012									<0.001
7/16/2012			<0.001						
7/17/2012				<0.001					
7/18/2012	<0.001							<0.001	
7/23/2012		<0.001				<0.001			
1/8/2013								<0.001	<0.001
1/23/2013		<0.001				<0.001			
1/24/2013	<0.001		<0.001	<0.001					
7/9/2013								<0.001	
7/10/2013									<0.001
7/17/2013	<0.001					<0.001			
7/23/2013			<0.001						
7/24/2013		<0.001		<0.001					
1/15/2014						<0.001		<0.001	
1/21/2014	<0.001								<0.001
1/22/2014		<0.001	<0.001	<0.001					
6/25/2014	<0.001				<0.001	<0.001		<0.001	
7/1/2014		<0.001	<0.001						<0.001
7/8/2014				<0.001 (D)					
1/14/2015	<0.001					<0.001			
1/21/2015			<0.001	<0.001				<0.001	<0.001
1/22/2015		<0.001							
7/21/2015	<0.001		<0.001		<0.001	<0.001			
7/22/2015		<0.001		<0.001					
7/28/2015								<0.001	<0.001
1/19/2016				<0.001 (D)					
1/20/2016		<0.001				<0.001			
1/21/2016	<0.001								
1/22/2016			<0.001						
1/25/2016							<0.001		
1/26/2016								<0.001	<0.001
3/22/2016			<0.001	<0.001					
3/23/2016	<0.001	<0.001				<0.001			
3/29/2016								<0.001	<0.001
3/30/2016							<0.001		
3/31/2016					<0.001				

ND substitution: RL or RL/2 if <15% NDs.

Time Series

Constituent: Lead (mg/L) Analysis Run 8/13/2024 11:19 AM

Plant Wansley Client: Southern Company Data: Wansley Landfill

	GWA-1 (bg)	GWA-2 (bg)	GWA-28 (bg)	GWA-29 (bg)	GWA-3 (bg)	GWA-4 (bg)	GWC-10	GWC-11	GWC-12
5/19/2016				<0.001		<0.001			
5/20/2016	<0.001								
5/23/2016			<0.001						
5/24/2016		<0.001							
5/25/2016					<0.001		<0.001	<0.001	<0.001
7/21/2016	<0.001			<0.001		<0.001			
7/22/2016									<0.001
7/25/2016			<0.001					<0.001	
7/26/2016		<0.001							
7/27/2016					<0.001		0.0013		
9/14/2016						<0.001			
9/15/2016	<0.001		<0.001						<0.001
9/16/2016		<0.001					<0.001		
9/19/2016								<0.001	
11/9/2016			<0.001						
11/10/2016		<0.001				<0.001			
11/11/2016	<0.001								
11/16/2016								<0.001	<0.001
11/17/2016							<0.001		
1/17/2017			<0.001	<0.001		<0.001			
1/19/2017	<0.001	<0.001							
1/31/2017								<0.001	<0.001
2/1/2017							<0.001		
3/16/2017	<0.001		<0.001			<0.001			
3/17/2017		<0.001							
3/23/2017								<0.001	<0.001
3/24/2017							<0.001		
4/27/2017			<0.001	<0.001		<0.001			
4/28/2017	<0.001	<0.001							
5/2/2017								<0.001	
5/3/2017							<0.001		<0.001
7/18/2017				<0.001					
8/1/2017			<0.001	<0.001	<0.001				
8/2/2017		<0.001				<0.001			
8/3/2017	<0.001								
8/7/2017								<0.001	<0.001
8/8/2017							<0.001		
10/3/2017					<0.001				
1/19/2018	<0.001	<0.001	<0.001	<0.001					
1/22/2018						<0.001			
1/24/2018								<0.001	<0.001
1/25/2018							<0.001		
6/19/2018	<0.001	<0.001	<0.001	<0.001		<0.001			
6/20/2018					<0.001			<0.001	
6/21/2018							<0.001		
6/26/2018									<0.001
1/17/2019	<0.001	<0.001				<0.001			
1/18/2019				<0.001	0.00011 (J)				
1/21/2019			<0.001						
1/24/2019								<0.001	
1/25/2019									<0.001
1/31/2019							0.00013 (J)		

ND substitution: RL or RL/2 if <15% NDs.

Time Series

Constituent: Lead (mg/L) Analysis Run 8/13/2024 11:19 AM

Plant Wansley Client: Southern Company Data: Wansley Landfill

	GWA-1 (bg)	GWA-2 (bg)	GWA-28 (bg)	GWA-29 (bg)	GWA-3 (bg)	GWA-4 (bg)	GWC-10	GWC-11	GWC-12
6/24/2019	<0.001	<0.001				<0.001			
6/25/2019			<0.001	0.00029 (J)	<0.001				
6/26/2019							<0.001	<0.001	<0.001
9/9/2019	<0.001								
9/10/2019		0.00014 (J)	<0.001	0.00028 (J)		<0.001			
9/11/2019					0.00017 (J)				<0.001
9/16/2019								<0.001	
9/17/2019							0.00014 (J)		
3/10/2020	<0.001	<0.001	<0.001	<0.001	0.002	<0.001			
3/16/2020								0.00037 (J)	
3/17/2020							0.00015 (J)		
3/18/2020									0.0002 (J)
9/9/2020	<0.001		0.00024 (J)	0.00013 (J)	0.00014 (J)	<0.001			
9/10/2020		<0.001					0.0022	0.00023 (J)	<0.001
12/2/2020							<0.001		
3/15/2021	<0.001	<0.001	<0.001	0.00013 (J)	<0.001	<0.001			
3/16/2021									<0.001
3/17/2021								<0.001	
3/18/2021							0.00013 (J)		
8/16/2021	<0.001		<0.001						
8/18/2021		<0.001		0.00021 (J)	<0.001	0.00031 (J)			
8/19/2021									<0.001
8/20/2021							<0.001		
8/23/2021								<0.001	
2/28/2022	<0.001								
3/1/2022		<0.001	<0.001		<0.001	<0.001			
3/2/2022				<0.001					
3/7/2022								<0.001	<0.001
3/8/2022							<0.001		
8/9/2022	<0.001	0.0002 (J)	<0.001	<0.001	<0.001	<0.001			
8/15/2022								<0.001	
8/16/2022							<0.001		<0.001
2/13/2023				<0.001					
2/14/2023	<0.001	<0.001	<0.001		<0.001	<0.001			
2/15/2023							<0.001		<0.001
2/21/2023								0.00039 (J)	
8/8/2023				<0.001	<0.001				
8/9/2023	<0.001	<0.001	<0.001			<0.001			
8/10/2023							<0.001		
8/14/2023								<0.001	<0.001
2/13/2024	<0.001								
2/14/2024		0.0012	<0.001	0.00021 (J)		<0.001		<0.001	
2/20/2024							<0.001		<0.001

ND substitution: RL or RL/2 if <15% NDs.

Time Series

Constituent: Lead (mg/L) Analysis Run 8/13/2024 11:19 AM

Plant Wansley Client: Southern Company Data: Wansley Landfill

	GWC-13	GWC-14	GWC-15	GWC-16	GWC-17	GWC-18	GWC-19	GWC-20	GWC-21
8/30/2011				<0.001	<0.001	<0.001	<0.001		
8/31/2011								<0.001	<0.001
9/13/2011	<0.001	<0.001							
9/16/2011			<0.001						
10/26/2011				<0.001	<0.001	<0.001	<0.001		
10/27/2011		<0.001	<0.001					<0.001	<0.001
10/28/2011	<0.001								
12/3/2011		<0.001	<0.001	<0.001	<0.001	<0.001	<0.001		
12/4/2011	<0.001							<0.001	<0.001
1/24/2012	<0.001	<0.001							
1/25/2012				<0.001	<0.001				
2/8/2012							<0.001	<0.001	<0.001
2/9/2012			<0.001			<0.001			
7/11/2012	<0.001	<0.001	<0.001	<0.001	<0.001	<0.001	<0.001	<0.001	
7/17/2012									<0.001
1/8/2013	<0.001	<0.001	<0.001	<0.001	<0.001	<0.001	<0.001	<0.001	
1/9/2013									<0.001
7/2/2013			<0.001	<0.001					
7/10/2013	<0.001	<0.001							
7/16/2013					<0.001	<0.001	<0.001	<0.001	<0.001
1/14/2014				<0.001	<0.001	<0.001			
1/21/2014	<0.001	<0.001	<0.001				<0.001	<0.001	<0.001
6/24/2014			<0.001			<0.001	<0.001	<0.001	<0.001
6/25/2014				<0.001	<0.001				
7/1/2014	<0.001	<0.001							
1/13/2015				<0.001		0.0026 (Jo)	<0.001	<0.001	<0.001
1/14/2015		<0.001	<0.001		<0.001				
1/21/2015	<0.001								
7/22/2015		<0.001	<0.001	<0.001					
7/23/2015						<0.001	<0.001	<0.001	<0.001
7/28/2015	<0.001				<0.001				
1/26/2016									<0.001
1/27/2016	<0.001	<0.001	<0.001	<0.001	<0.001	<0.001	<0.001	<0.001	
3/29/2016	<0.001								
3/30/2016		<0.001	<0.001	<0.001	<0.001	<0.001	<0.001	<0.001	<0.001
5/25/2016	<0.001	<0.001	<0.001	<0.001	<0.001				
5/26/2016						<0.001	<0.001	<0.001	<0.001
7/25/2016						<0.001	<0.001	<0.001	
7/26/2016	<0.001	<0.001	<0.001						<0.001
7/27/2016				<0.001	<0.001				
9/15/2016	<0.001	<0.001							
9/16/2016				<0.001					
9/19/2016					<0.001	<0.001	<0.001		
9/20/2016			<0.001					<0.001	<0.001
11/17/2016	<0.001	<0.001	<0.001	<0.001	<0.001	<0.001	<0.001	<0.001	<0.001
1/31/2017	<0.001								
2/1/2017		<0.001	<0.001	<0.001	0.0009 (J)	<0.001			
2/2/2017							<0.001	<0.001	<0.001
3/23/2017	<0.001	<0.001	<0.001						
3/24/2017				<0.001	<0.001	<0.001	<0.001		
3/28/2017								<0.001	<0.001
5/3/2017	<0.001	<0.001	<0.001	<0.001	<0.001	<0.001	0.0013		

ND substitution: RL or RL/2 if <15% NDs.

Time Series

Constituent: Lead (mg/L) Analysis Run 8/13/2024 11:19 AM

Plant Wansley Client: Southern Company Data: Wansley Landfill

	GWC-13	GWC-14	GWC-15	GWC-16	GWC-17	GWC-18	GWC-19	GWC-20	GWC-21
5/4/2017								<0.001	<0.001
8/4/2017	<0.001		<0.001						
8/7/2017		<0.001		<0.001	<0.001	<0.001	<0.001	0.011 (O)	<0.001
1/25/2018	<0.001	<0.001	<0.001	<0.001	<0.001	<0.001	<0.001		
1/26/2018								<0.001	<0.001
6/20/2018	<0.001	<0.001	<0.001	<0.001					<0.001
6/21/2018						<0.001	<0.001	<0.001	
6/26/2018					<0.001				
1/22/2019	<0.001	<0.001	<0.001						
1/24/2019					<0.001				<0.001
1/25/2019				<0.001					
1/28/2019						0.00016 (J)	0.00011 (J)	0.00014 (J)	
6/25/2019	<0.001	<0.001	<0.001	<0.001	<0.001			<0.001	<0.001
6/26/2019							<0.001		
6/27/2019						<0.001			
9/11/2019				<0.001	<0.001	<0.001		<0.001	0.00017 (J)
9/12/2019	<0.001	<0.001					<0.001		
9/17/2019			<0.001						
3/12/2020	<0.001								
3/16/2020			0.00014 (J)						
3/17/2020		<0.001		<0.001	<0.001	<0.001			
3/18/2020							<0.001	<0.001	<0.001
9/10/2020	<0.001	<0.001	<0.001						
9/11/2020				<0.001					
9/14/2020					<0.001	<0.001			
9/15/2020							<0.001	<0.001	<0.001
3/16/2021					<0.001	<0.001		0.00014 (J)	0.00019 (J)
3/17/2021	<0.001	<0.001		<0.001			0.00017 (J)		
3/18/2021			<0.001						
8/19/2021									0.00018 (J)
8/20/2021				<0.001	<0.001				
8/23/2021	<0.001	<0.001							
8/24/2021			<0.001			<0.001	0.00019 (J)	<0.001	
3/7/2022		<0.001	<0.001					<0.001	<0.001
3/8/2022	<0.001			<0.001	<0.001	<0.001	<0.001		
8/11/2022					<0.001	<0.001	0.00019 (J)		
8/15/2022	<0.001								
8/16/2022		<0.001	<0.001	<0.001				<0.001	<0.001
2/17/2023		<0.001							
2/20/2023				0.00025 (J)	0.00027 (J)	0.00025 (J)			
2/21/2023	0.00037 (J)		0.00025 (J)				<0.001		<0.001
2/22/2023								<0.001	
8/9/2023						<0.001	<0.001	<0.001	<0.001
8/10/2023					<0.001				
8/14/2023		<0.001	<0.001	<0.001					
8/16/2023	<0.001								
2/19/2024	<0.001	<0.001							<0.001
2/20/2024					<0.001			<0.001	
2/21/2024			<0.001	<0.001		<0.001	<0.001		

ND substitution: RL or RL/2 if <15% NDs.

Time Series

Constituent: Lead (mg/L) Analysis Run 8/13/2024 11:19 AM

Plant Wansley Client: Southern Company Data: Wansley Landfill

	GWC-22	GWC-23	GWC-24	GWC-25	GWC-26	GWC-27	GWC-30	GWC-31	GWC-32
9/15/2011	<0.001						<0.001		<0.001
9/16/2011		<0.001							
9/17/2011				<0.001	<0.001	<0.001		<0.001	
10/28/2011							<0.001		
10/29/2011	<0.001	<0.001			<0.001	<0.001			
10/31/2011				<0.001				<0.001	<0.001
12/13/2011	<0.001	<0.001					<0.001		<0.001
12/14/2011				<0.001	<0.001	<0.001			
1/25/2012	<0.001					<0.001			
1/31/2012		<0.001							
2/1/2012									<0.001
2/7/2012				<0.001	<0.001			<0.001	
2/8/2012							<0.001		
7/17/2012				<0.001	<0.001	<0.001			<0.001
7/18/2012	<0.001	<0.001					<0.001		
1/22/2013	<0.001	<0.001							
1/23/2013								<0.001	<0.001
1/24/2013					<0.001	<0.001	<0.001		
7/16/2013	<0.001								
7/23/2013		<0.001							
7/24/2013				<0.001	<0.001	<0.001	<0.001		<0.001
1/21/2014	<0.001								
1/22/2014		<0.001							
1/23/2014				<0.001	<0.001	<0.001	<0.001	0.0012 (J)	<0.001
6/25/2014	<0.001								
7/1/2014		<0.001					<0.001	<0.001	<0.001
7/8/2014			<0.001	<0.001	<0.001	<0.001			
1/14/2015	<0.001								
1/20/2015							<0.001		<0.001
1/21/2015				<0.001	<0.001	<0.001		<0.001	
1/22/2015		<0.001							
7/23/2015	<0.001								
7/29/2015		<0.001							
7/30/2015				<0.001		<0.001	<0.001		<0.001
7/31/2015			<0.001		<0.001				
1/19/2016							<0.001		
1/20/2016			<0.001						
1/21/2016		<0.001		<0.001					
1/22/2016						<0.001			
1/25/2016					<0.001			<0.001	<0.001
1/26/2016	<0.001								
3/23/2016						<0.001	<0.001		<0.001
3/24/2016					<0.001				
3/28/2016				<0.001					
3/29/2016		<0.001							
3/30/2016			<0.001					<0.001	
3/31/2016	<0.001								
5/20/2016							<0.001		
5/24/2016						<0.001			<0.001
5/25/2016		<0.001	<0.001	<0.001	<0.001			<0.001	
5/26/2016	<0.001								
7/21/2016							<0.001		

ND substitution: RL or RL/2 if <15% NDs.

Time Series

Constituent: Lead (mg/L) Analysis Run 8/13/2024 11:19 AM

Plant Wansley Client: Southern Company Data: Wansley Landfill

	GWC-22	GWC-23	GWC-24	GWC-25	GWC-26	GWC-27	GWC-30	GWC-31	GWC-32
7/22/2016									<0.001
7/26/2016	<0.001				<0.001	<0.001			
7/27/2016		<0.001	<0.001	<0.001				0.00078 (J)	
9/16/2016			<0.001						<0.001
9/19/2016				<0.001	<0.001	<0.001			
9/20/2016	<0.001	<0.001					<0.001		
11/11/2016						<0.001			
11/14/2016					<0.001		<0.001		
11/15/2016				<0.001					<0.001
11/17/2016	<0.001								
11/18/2016		<0.001	<0.001						
1/19/2017					<0.001				
1/20/2017						<0.001			
1/24/2017				<0.001			<0.001		
1/25/2017								0.00042 (J)	
1/26/2017									<0.001
2/3/2017	<0.001	<0.001	<0.001						
3/16/2017					<0.001	<0.001			
3/17/2017							<0.001		
3/23/2017				<0.001				<0.001	
3/24/2017									<0.001
3/28/2017	<0.001	<0.001							
3/29/2017			<0.001						
4/28/2017						<0.001			
5/1/2017					<0.001		<0.001		
5/2/2017				0.0021 (o)				0.00039 (J)	<0.001
5/3/2017	<0.001								
5/4/2017		<0.001	<0.001						
7/19/2017								0.00051 (J)	
8/3/2017				<0.001	<0.001	<0.001			<0.001
8/4/2017							<0.001	0.00037 (J)	
8/8/2017	<0.001	<0.001	<0.001						
1/19/2018						<0.001			
1/22/2018					<0.001				
1/23/2018								<0.001	<0.001
1/24/2018							<0.001		
1/25/2018	<0.001	<0.001	<0.001	<0.001					
6/20/2018	<0.001	<0.001							
6/21/2018							<0.001		
6/26/2018									<0.001
6/27/2018			<0.001	<0.001	<0.001	<0.001		<0.001	
1/24/2019	<0.001			0.00021 (J)	9.8E-05 (J)	9.8E-05 (J)			
1/25/2019		<0.001							
1/30/2019							<0.001		<0.001
1/31/2019			0.00013 (J)					0.00015 (J)	
6/25/2019	<0.001			<0.001	<0.001				
6/26/2019		<0.001	0.00016 (J)			<0.001		0.00022 (J)	
6/27/2019							<0.001		<0.001
9/10/2019	<0.001						<0.001		
9/11/2019			0.00015 (J)	0.00024 (J)				0.0013	
9/12/2019		<0.001			<0.001	0.00016 (J)			<0.001
3/11/2020							<0.001		

Time Series

Constituent: Lead (mg/L) Analysis Run 8/13/2024 11:19 AM

Plant Wansley Client: Southern Company Data: Wansley Landfill

	GWC-22	GWC-23	GWC-24	GWC-25	GWC-26	GWC-27	GWC-30	GWC-31	GWC-32
3/12/2020			0.00013 (J)	0.00018 (J)		<0.001			
3/13/2020					0.00013 (J)				
3/17/2020								0.00051 (J)	
3/18/2020	0.00067 (J)	0.00022 (J)							<0.001
9/9/2020						0.00023 (J)			
9/10/2020	<0.001	<0.001					0.00016 (J)		
9/11/2020								0.00026 (J)	
9/14/2020				<0.001					
9/15/2020			<0.001		<0.001				<0.001
3/15/2021	0.00025 (J)								
3/16/2021								0.00046 (J)	
3/17/2021				0.00013 (J)	<0.001				<0.001
3/18/2021		0.00029 (J)	0.00022 (J)			<0.001	<0.001		
8/19/2021	<0.001		0.0015	0.00028 (J)	0.0015				
8/23/2021		0.00033 (J)				0.00027 (J)	<0.001		
8/24/2021									<0.001
8/25/2021								0.00031 (J)	
3/2/2022							<0.001		
3/8/2022	<0.001			<0.001		<0.001			
3/9/2022		<0.001			<0.001				<0.001
3/10/2022			<0.001					<0.001	
8/10/2022				<0.001	<0.001	<0.001	<0.001		<0.001
8/16/2022		<0.001						<0.001	
8/17/2022	<0.001								
8/18/2022			<0.001						
2/14/2023	<0.001						<0.001		
2/15/2023									<0.001
2/16/2023			<0.001						
2/20/2023						0.00029 (J)			
2/21/2023		0.00022 (J)		0.00027 (J)	<0.001				
2/22/2023								0.00025 (J)	
8/14/2023	<0.001								
8/15/2023		<0.001		<0.001		<0.001			<0.001
8/16/2023			<0.001		<0.001		<0.001	0.0013	
2/14/2024	<0.001								
2/19/2024		0.00034 (J)							
2/20/2024					<0.001	<0.001			<0.001
2/21/2024				<0.001			<0.001	0.00071 (J)	
2/22/2024			0.00039 (J)						

ND substitution: RL or RL/2 if <15% NDs.

Time Series

Constituent: Lead (mg/L) Analysis Run 8/13/2024 11:19 AM

Plant Wansley Client: Southern Company Data: Wansley Landfill

	GWC-33	GWC-34	GWC-35	GWC-5	GWC-6	GWC-7	GWC-8	GWC-9
8/31/2011				<0.001	<0.001			
9/7/2011						<0.001	<0.001	<0.001
9/16/2011	<0.001	<0.001	<0.001					
10/27/2011				<0.001				
10/30/2011	<0.001				<0.001	<0.001	<0.001	<0.001
10/31/2011		<0.001	<0.001					
12/4/2011								<0.001
12/5/2011				<0.001	<0.001	<0.001	<0.001	
12/12/2011		<0.001	<0.001					
12/13/2011	<0.001							
1/19/2012							<0.001	<0.001
1/25/2012				<0.001	<0.001	<0.001		
2/1/2012	<0.001	<0.001	<0.001					
7/16/2012		<0.001	<0.001					
7/17/2012	<0.001							
7/18/2012				<0.001		<0.001	<0.001	<0.001
7/24/2012					<0.001			
1/7/2013						<0.001	<0.001	
1/8/2013					<0.001			<0.001
1/9/2013				<0.001				
1/22/2013		<0.001	<0.001					
1/23/2013	<0.001							
7/2/2013			<0.001					
7/9/2013					<0.001	<0.001	<0.001	<0.001
7/17/2013	<0.001	<0.001		<0.001				
1/14/2014						<0.001	<0.001	<0.001
1/15/2014				<0.001	<0.001			
1/21/2014			<0.001					
1/23/2014	<0.001	<0.001						
6/24/2014						<0.001	<0.001	<0.001
6/25/2014		<0.001	<0.001	<0.001	<0.001			
1/13/2015				<0.001				
1/14/2015		<0.001	<0.001					
1/20/2015	<0.001				<0.001	<0.001	<0.001	<0.001
7/24/2015				<0.001	<0.001			
7/27/2015						<0.001	<0.001	<0.001
7/28/2015			<0.001					
7/29/2015	<0.001	<0.001						
1/20/2016				<0.001	<0.001			
1/21/2016		<0.001	<0.001					
1/25/2016	<0.001							
1/26/2016						<0.001	<0.001	<0.001
3/23/2016	<0.001							
3/24/2016		<0.001	<0.001					
3/28/2016				<0.001	<0.001			
3/29/2016						<0.001	<0.001	<0.001
5/23/2016		<0.001	<0.001	<0.001				
5/24/2016	<0.001				<0.001	<0.001	<0.001	<0.001
7/21/2016		<0.001	<0.001	<0.001	<0.001			
7/22/2016	<0.001					<0.001		
7/25/2016								<0.001
7/26/2016							<0.001	

ND substitution: RL or RL/2 if <15% NDs.

Time Series

Constituent: Lead (mg/L) Analysis Run 8/13/2024 11:19 AM

Plant Wansley Client: Southern Company Data: Wansley Landfill

	GWC-33	GWC-34	GWC-35	GWC-5	GWC-6	GWC-7	GWC-8	GWC-9
9/15/2016		<0.001	<0.001	<0.001	<0.001	<0.001		
9/16/2016	<0.001							
9/19/2016							<0.001	<0.001
11/15/2016		<0.001	<0.001	<0.001				
11/16/2016					<0.001	<0.001	<0.001	<0.001
11/17/2016	<0.001							
1/25/2017	<0.001	<0.001						
1/26/2017			<0.001	<0.001	<0.001	<0.001	<0.001	
1/31/2017								<0.001
3/22/2017		<0.001	<0.001	<0.001	<0.001	<0.001		
3/23/2017	<0.001						<0.001	<0.001
5/1/2017	<0.001	<0.001						
5/2/2017			<0.001	<0.001	<0.001	<0.001		<0.001
5/3/2017							<0.001	
8/3/2017		<0.001	<0.001	<0.001	<0.001			
8/4/2017	<0.001					<0.001		
8/7/2017							<0.001	<0.001
1/23/2018	<0.001	<0.001	<0.001	<0.001	<0.001	<0.001		
1/24/2018							<0.001	<0.001
6/19/2018			<0.001					
6/20/2018		<0.001						
6/21/2018							0.00036 (J)	<0.001
6/25/2018				<0.001	<0.001	<0.001		
6/26/2018	<0.001							
1/21/2019			<0.001			<0.001		
1/22/2019							<0.001	<0.001
1/28/2019		0.00022 (J)						
1/30/2019	<0.001			0.00014 (J)	<0.001			
6/25/2019						<0.001	<0.001	<0.001
6/26/2019	<0.001	<0.001	<0.001	<0.001	<0.001			
9/10/2019						<0.001	<0.001	
9/11/2019		<0.001						
9/12/2019	0.00031 (J)		<0.001	<0.001	<0.001			
9/16/2019								<0.001
3/11/2020		<0.001	<0.001					
3/12/2020	0.00015 (J)					<0.001	0.00028 (J)	
3/16/2020				<0.001	<0.001			0.00025 (J)
9/9/2020				<0.001				
9/11/2020		<0.001	<0.001		<0.001			<0.001
9/14/2020						<0.001	<0.001	
9/16/2020	<0.001							
3/16/2021		<0.001	<0.001			<0.001	<0.001	<0.001
3/17/2021				<0.001	<0.001			
3/18/2021	<0.001							
8/18/2021			<0.001		<0.001			
8/19/2021				<0.001		<0.001		
8/20/2021							0.00031 (J)	
8/24/2021	0.00027 (J)	<0.001						
8/25/2021								<0.001
3/2/2022		<0.001	<0.001	<0.001	<0.001	<0.001	<0.001	
3/9/2022	<0.001							<0.001
8/10/2022		<0.001						

ND substitution: RL or RL/2 if <15% NDs.

Time Series

Constituent: Lead (mg/L) Analysis Run 8/13/2024 11:19 AM

Plant Wansley Client: Southern Company Data: Wansley Landfill

	GWC-33	GWC-34	GWC-35	GWC-5	GWC-6	GWC-7	GWC-8	GWC-9
8/11/2022				<0.001	<0.001	<0.001	<0.001	
8/15/2022	<0.001		<0.001					
8/16/2022								<0.001
2/15/2023							<0.001	<0.001
2/20/2023	0.00027 (J)	0.00026 (J)	<0.001	<0.001	<0.001			
2/21/2023						0.00036 (J)		
8/9/2023						<0.001	<0.001	<0.001
8/14/2023				<0.001	<0.001			
8/15/2023	<0.001							
8/16/2023		<0.001	<0.001					
2/14/2024				<0.001	<0.001			
2/19/2024								<0.001
2/20/2024	<0.001							
2/21/2024						<0.001	<0.001	
2/22/2024		<0.001	<0.001					

Time Series

Constituent: Mercury (mg/L) Analysis Run 8/13/2024 11:19 AM

Plant Wansley Client: Southern Company Data: Wansley Landfill

	GWA-1 (bg)	GWA-2 (bg)	GWA-28 (bg)	GWA-29 (bg)	GWA-3 (bg)	GWA-4 (bg)	GWC-10	GWC-11	GWC-12
8/31/2011					<0.0002	<0.0002			
9/13/2011								<0.0002	<0.0002
9/16/2011	<0.0002		<0.0002						
9/17/2011		<0.0002		<0.0002					
10/27/2011	<0.0002	<0.0002				<0.0002			
10/28/2011			<0.0002	<0.0002				<0.0002	<0.0002
12/4/2011								<0.0002	<0.0002
12/12/2011			<0.0002	<0.0002					
12/13/2011	<0.0002								
12/14/2011		<0.0002				<0.0002			
1/24/2012									<0.0002
1/25/2012			<0.0002						
1/31/2012	<0.0002			<0.0002					
2/1/2012						<0.0002			
2/7/2012		<0.0002							
2/9/2012								<0.0002	
7/11/2012									<0.0002
7/16/2012			<0.0002						
7/17/2012				<0.0002					
7/18/2012	<0.0002							<0.0002	
7/23/2012		<0.0002				<0.0002			
1/8/2013								<0.0002	<0.0002
1/23/2013		<0.0002				<0.0002			
1/24/2013	<0.0002		<0.0002	<0.0002					
7/9/2013								<0.0002	
7/10/2013									<0.0002
7/17/2013	<0.0002					<0.0002			
7/23/2013			<0.0002						
7/24/2013		<0.0002		<0.0002					
1/15/2014						<0.0002		<0.0002	
1/21/2014	<0.0002								<0.0002
1/22/2014		<0.0002	<0.0002	<0.0002					
6/25/2014	<0.0002				<0.0002	<0.0002		<0.0002	
7/1/2014		<0.0002	<0.0002						<0.0002
7/8/2014				<0.0002 (D)					
1/14/2015	<0.0002					<0.0002			
1/21/2015			<0.0002	<0.0002				<0.0002	<0.0002
1/22/2015		<0.0002							
7/21/2015	<0.0002		<0.0002		<0.0002	<0.0002			
7/22/2015		<0.0002		<0.0002					
7/28/2015								<0.0002	<0.0002
1/19/2016				<0.0002 (D)					
1/20/2016		<0.0002				<0.0002			
1/21/2016	<0.0002								
1/22/2016			<0.0002						
1/25/2016							<0.0002		
1/26/2016								<0.0002	<0.0002
3/22/2016			<0.0002	<0.0002					
3/23/2016	<0.0002	<0.0002				<0.0002			
3/29/2016								<0.0002	<0.0002
3/30/2016							<0.0002		
3/31/2016					<0.0002				

ND substitution: RL or RL/2 if <15% NDs.

Time Series

Constituent: Mercury (mg/L) Analysis Run 8/13/2024 11:19 AM

Plant Wansley Client: Southern Company Data: Wansley Landfill

	GWA-1 (bg)	GWA-2 (bg)	GWA-28 (bg)	GWA-29 (bg)	GWA-3 (bg)	GWA-4 (bg)	GWC-10	GWC-11	GWC-12
5/19/2016				<0.0002		<0.0002			
5/20/2016	<0.0002								
5/23/2016			<0.0002						
5/24/2016		<0.0002							
5/25/2016					<0.0002		<0.0002	<0.0002	<0.0002
7/21/2016	9.7E-05 (J)			<0.0002		8.7E-05 (J)			
7/22/2016									<0.0002
7/25/2016			8.9E-05 (J)					9.6E-05 (J)	
7/26/2016		0.00012 (J)							
7/27/2016					0.00011 (J)		9.4E-05 (J)		
9/14/2016						<0.0002			
9/15/2016	<0.0002		<0.0002						<0.0002
9/16/2016		<0.0002					<0.0002		
9/19/2016								<0.0002	
11/9/2016			<0.0002						
11/10/2016		<0.0002				<0.0002			
11/11/2016	<0.0002								
11/16/2016								<0.0002	<0.0002
11/17/2016							<0.0002		
1/17/2017			<0.0002	<0.0002		<0.0002			
1/19/2017	<0.0002	<0.0002							
1/31/2017								7.1E-05 (J)	0.00013 (J)
2/1/2017							0.00011 (J)		
3/16/2017	0.00015 (J)		0.00016 (J)			0.00016 (J)			
3/17/2017		0.00015 (J)							
3/23/2017								<0.0002	<0.0002
3/24/2017							<0.0002		
4/27/2017			<0.0002	<0.0002		<0.0002			
4/28/2017	<0.0002	<0.0002							
5/2/2017								<0.0002	
5/3/2017							<0.0002		<0.0002
7/18/2017				<0.0002					
8/1/2017			<0.0002	<0.0002	<0.0002				
8/2/2017		<0.0002				<0.0002			
8/3/2017	<0.0002								
8/7/2017								<0.0002	<0.0002
8/8/2017							<0.0002		
10/3/2017					<0.0002				
1/19/2018	<0.0002	<0.0002	<0.0002	<0.0002					
1/22/2018						<0.0002			
1/24/2018								<0.0002	<0.0002
1/25/2018							<0.0002		
6/19/2018	<0.0002	<0.0002	<0.0002	<0.0002		<0.0002			
6/20/2018					<0.0002			<0.0002	
6/21/2018							<0.0002		
6/26/2018									<0.0002
1/17/2019	<0.0002	<0.0002				<0.0002			
1/18/2019				<0.0002	<0.0002				
1/21/2019			<0.0002						
1/24/2019								<0.0002	
1/25/2019									<0.0002
1/31/2019							<0.0002		

ND substitution: RL or RL/2 if <15% NDs.

Time Series

Constituent: Mercury (mg/L) Analysis Run 8/13/2024 11:19 AM

Plant Wansley Client: Southern Company Data: Wansley Landfill

	GWA-1 (bg)	GWA-2 (bg)	GWA-28 (bg)	GWA-29 (bg)	GWA-3 (bg)	GWA-4 (bg)	GWC-10	GWC-11	GWC-12
6/24/2019	<0.0002	<0.0002				<0.0002			
6/25/2019			<0.0002	<0.0002	<0.0002				
6/26/2019							<0.0002	<0.0002	<0.0002
9/9/2019	<0.0002								
9/10/2019		<0.0002	<0.0002	0.00021		<0.0002			
9/11/2019					<0.0002				<0.0002
9/16/2019								<0.0002	
9/17/2019							<0.0002		
3/10/2020	<0.0002	<0.0002	<0.0002	<0.0002	<0.0002	<0.0002			
3/16/2020								<0.0002	
3/17/2020							<0.0002		
3/18/2020									<0.0002
9/9/2020	<0.0002		<0.0002	<0.0002	<0.0002	<0.0002			
9/10/2020		<0.0002					<0.0002	<0.0002	<0.0002
3/15/2021	<0.0002	<0.0002	<0.0002	<0.0002	<0.0002	<0.0002			
3/16/2021									<0.0002
3/17/2021								<0.0002	
3/18/2021							<0.0002		
8/16/2021	<0.0002		<0.0002						
8/18/2021		<0.0002		<0.0002	<0.0002	<0.0002			
8/19/2021									<0.0002
8/20/2021							<0.0002		
8/23/2021								<0.0002	
2/28/2022	<0.0002								
3/1/2022		<0.0002	<0.0002		<0.0002	<0.0002			
3/2/2022				<0.0002					
3/7/2022								<0.0002	<0.0002
3/8/2022							<0.0002		
8/9/2022	<0.0002	<0.0002	<0.0002	<0.0002	<0.0002	<0.0002			
8/15/2022								<0.0002	
8/16/2022							<0.0002		<0.0002
2/13/2023				<0.0002					
2/14/2023	<0.0002	<0.0002	<0.0002		<0.0002	<0.0002			
2/15/2023							<0.0002		<0.0002
2/21/2023								<0.0002	
8/8/2023				<0.0002	<0.0002				
8/9/2023	<0.0002	<0.0002	<0.0002			<0.0002			
8/10/2023							<0.0002		
8/14/2023								<0.0002	<0.0002
2/13/2024	<0.0002								
2/14/2024		<0.0002	<0.0002	<0.0002		<0.0002		<0.0002	
2/20/2024							<0.0002		<0.0002

ND substitution: RL or RL/2 if <15% NDs.

Time Series

Constituent: Mercury (mg/L) Analysis Run 8/13/2024 11:19 AM

Plant Wansley Client: Southern Company Data: Wansley Landfill

	GWC-13	GWC-14	GWC-15	GWC-16	GWC-17	GWC-18	GWC-19	GWC-20	GWC-21
8/30/2011				<0.0002	<0.0002	<0.0002	<0.0002		
8/31/2011								<0.0002	<0.0002
9/13/2011	<0.0002	<0.0002							
9/16/2011			<0.0002						
10/26/2011				<0.0002	<0.0002	<0.0002	<0.0002		
10/27/2011		<0.0002	<0.0002					<0.0002	<0.0002
10/28/2011	<0.0002								
12/3/2011		<0.0002	<0.0002	<0.0002	<0.0002	<0.0002	<0.0002		
12/4/2011	<0.0002							<0.0002	<0.0002
1/24/2012	<0.0002	<0.0002							
1/25/2012				<0.0002	<0.0002				
2/8/2012							<0.0002	<0.0002	<0.0002
2/9/2012			<0.0002			<0.0002			
7/11/2012	<0.0002	<0.0002	<0.0002	<0.0002	<0.0002	<0.0002	<0.0002	<0.0002	
7/17/2012									<0.0002
1/8/2013	<0.0002	<0.0002	<0.0002	<0.0002	<0.0002	<0.0002	<0.0002	<0.0002	
1/9/2013									<0.0002
7/2/2013			<0.0002	<0.0002					
7/10/2013	<0.0002	<0.0002							
7/16/2013					<0.0002	<0.0002	<0.0002	<0.0002	<0.0002
1/14/2014				<0.0002	<0.0002	<0.0002			
1/21/2014	<0.0002	<0.0002	<0.0002				<0.0002	<0.0002	<0.0002
6/24/2014			<0.0002			<0.0002	<0.0002	<0.0002	<0.0002
6/25/2014				<0.0002	<0.0002				
7/1/2014	<0.0002	<0.0002							
1/13/2015				<0.0002		<0.0002	<0.0002	<0.0002	<0.0002
1/14/2015		<0.0002	<0.0002		<0.0002				
1/21/2015	<0.0002								
7/22/2015		3.99E-05 (J)	<0.0002	<0.0002					
7/23/2015						<0.0002	<0.0002	<0.0002	<0.0002
7/28/2015	<0.0002				<0.0002				
1/26/2016									<0.0002
1/27/2016	<0.0002	<0.0002	<0.0002	<0.0002	<0.0002	<0.0002	<0.0002	<0.0002	
3/29/2016	<0.0002								
3/30/2016		<0.0002	<0.0002	<0.0002	<0.0002	<0.0002	<0.0002	<0.0002	<0.0002
5/25/2016	<0.0002	<0.0002	<0.0002	<0.0002	<0.0002				
5/26/2016						<0.0002	<0.0002	<0.0002	<0.0002
7/25/2016						0.00012 (J)	0.00013 (J)	0.00011 (J)	
7/26/2016	0.00012 (J)	0.00012 (J)	0.00012 (J)						0.00013 (J)
7/27/2016				8.9E-05 (J)	9.7E-05 (J)				
9/15/2016	<0.0002	<0.0002							
9/16/2016				<0.0002					
9/19/2016					<0.0002	<0.0002	<0.0002		
9/20/2016			<0.0002					<0.0002	7.2E-05 (J)
11/17/2016	<0.0002	8.7E-05 (J)	<0.0002	<0.0002	<0.0002	<0.0002	<0.0002	<0.0002	8.4E-05 (J)
1/31/2017	9.6E-05 (J)								
2/1/2017		9.2E-05 (J)	0.00013 (J)	0.00015 (J)	0.0002	9.8E-05 (J)			
2/2/2017							0.00011 (J)	8.6E-05 (J)	0.00011 (J)
3/23/2017	<0.0002	<0.0002	<0.0002						
3/24/2017				<0.0002	<0.0002	<0.0002	<0.0002		
3/28/2017								<0.0002	<0.0002
5/3/2017	<0.0002	<0.0002	<0.0002	<0.0002	<0.0002	<0.0002	<0.0002		

ND substitution: RL or RL/2 if <15% NDs.

Time Series

Constituent: Mercury (mg/L) Analysis Run 8/13/2024 11:19 AM

Plant Wansley Client: Southern Company Data: Wansley Landfill

	GWC-13	GWC-14	GWC-15	GWC-16	GWC-17	GWC-18	GWC-19	GWC-20	GWC-21
5/4/2017								<0.0002	<0.0002
8/4/2017	<0.0002		<0.0002						
8/7/2017		<0.0002		<0.0002	<0.0002	<0.0002	<0.0002	<0.0002	<0.0002
1/25/2018	<0.0002	<0.0002	<0.0002	<0.0002	<0.0002	<0.0002	<0.0002		
1/26/2018								<0.0002	<0.0002
6/20/2018	<0.0002	8.5E-05 (J)	<0.0002	<0.0002					<0.0002
6/21/2018						<0.0002	<0.0002	<0.0002	
6/26/2018					<0.0002				
1/22/2019	<0.0002	<0.0002	<0.0002						
1/24/2019					<0.0002				<0.0002
1/25/2019				<0.0002					
1/28/2019						<0.0002	<0.0002	<0.0002	
6/25/2019	<0.0002	<0.0002	<0.0002	<0.0002	<0.0002			<0.0002	<0.0002
6/26/2019							<0.0002		
6/27/2019						<0.0002			
9/11/2019				<0.0002	<0.0002	<0.0002		<0.0002	<0.0002
9/12/2019	<0.0002	<0.0002					<0.0002		
9/17/2019			<0.0002						
3/12/2020	<0.0002								
3/16/2020			<0.0002						
3/17/2020		<0.0002		<0.0002	<0.0002	<0.0002			
3/18/2020							<0.0002	<0.0002	<0.0002
9/10/2020	<0.0002	<0.0002	<0.0002						
9/11/2020				<0.0002					
9/14/2020					<0.0002	<0.0002			
9/15/2020							<0.0002	<0.0002	<0.0002
3/16/2021					<0.0002	<0.0002		<0.0002	<0.0002
3/17/2021	<0.0002	<0.0002		<0.0002			<0.0002		
3/18/2021			<0.0002						
8/19/2021									<0.0002
8/20/2021				<0.0002	<0.0002				
8/23/2021	<0.0002	<0.0002							
8/24/2021			<0.0002			<0.0002	<0.0002	<0.0002	
3/7/2022		0.00023	<0.0002					<0.0002	<0.0002
3/8/2022	<0.0002			<0.0002	<0.0002	<0.0002	<0.0002		
5/3/2022		<0.0002 (R)							
8/11/2022					<0.0002	<0.0002	<0.0002		
8/15/2022	<0.0002								
8/16/2022		<0.0002	<0.0002	<0.0002				<0.0002	<0.0002
2/17/2023		<0.0002							
2/20/2023				<0.0002	<0.0002	<0.0002			
2/21/2023	<0.0002		<0.0002				<0.0002		<0.0002
2/22/2023								<0.0002	
8/9/2023						<0.0002	<0.0002	<0.0002	<0.0002
8/10/2023					<0.0002				
8/14/2023		<0.0002	<0.0002	<0.0002					
8/16/2023	<0.0002								
2/19/2024	<0.0002	<0.0002							<0.0002
2/20/2024					<0.0002			<0.0002	
2/21/2024			<0.0002	<0.0002		<0.0002	<0.0002		

ND substitution: RL or RL/2 if <15% NDs.

Time Series

Constituent: Mercury (mg/L) Analysis Run 8/13/2024 11:19 AM

Plant Wansley Client: Southern Company Data: Wansley Landfill

	GWC-22	GWC-23	GWC-24	GWC-25	GWC-26	GWC-27	GWC-30	GWC-31	GWC-32
9/15/2011	<0.0002						<0.0002		<0.0002
9/16/2011		<0.0002							
9/17/2011				<0.0002	<0.0002	<0.0002		<0.0002	
10/28/2011							<0.0002		
10/29/2011	<0.0002	<0.0002			<0.0002	<0.0002			
10/31/2011				<0.0002				<0.0002	<0.0002
12/13/2011	<0.0002	<0.0002					<0.0002		<0.0002
12/14/2011				<0.0002	<0.0002	<0.0002			
1/25/2012	<0.0002					<0.0002			
1/31/2012		<0.0002							
2/1/2012									<0.0002
2/7/2012				<0.0002	<0.0002			<0.0002	
2/8/2012							<0.0002		
7/17/2012				<0.0002	<0.0002	<0.0002			<0.0002
7/18/2012	<0.0002	<0.0002					<0.0002		
1/22/2013	<0.0002	<0.0002							
1/23/2013								<0.0002	<0.0002
1/24/2013					<0.0002	<0.0002	<0.0002		
7/16/2013	<0.0002								
7/23/2013		<0.0002							
7/24/2013				<0.0002	<0.0002	<0.0002	<0.0002		<0.0002
1/21/2014	<0.0002								
1/22/2014		<0.0002							
1/23/2014				<0.0002	<0.0002	<0.0002	<0.0002	<0.0002	<0.0002
6/25/2014	<0.0002								
7/1/2014		<0.0002					<0.0002	<0.0002	<0.0002
7/8/2014			<0.0002	<0.0002	<0.0002	<0.0002			
1/14/2015	<0.0002								
1/20/2015							<0.0002		<0.0002
1/21/2015				<0.0002	<0.0002	<0.0002		<0.0002	
1/22/2015		<0.0002							
7/23/2015	<0.0002								
7/29/2015		<0.0002							
7/30/2015				<0.0002		<0.0002	<0.0002		<0.0002
7/31/2015			<0.0002		<0.0002				
1/19/2016							<0.0002		
1/20/2016			<0.0002						
1/21/2016		<0.0002		<0.0002					
1/22/2016						<0.0002			
1/25/2016					<0.0002			<0.0002	<0.0002
1/26/2016	<0.0002								
3/23/2016						<0.0002	<0.0002		<0.0002
3/24/2016					<0.0002				
3/28/2016				<0.0002					
3/29/2016		<0.0002							
3/30/2016			<0.0002					<0.0002	
3/31/2016	<0.0002								
5/20/2016							<0.0002		
5/24/2016						<0.0002			<0.0002
5/25/2016		<0.0002	<0.0002	<0.0002	<0.0002			<0.0002	
5/26/2016	<0.0002								
7/21/2016							8.6E-05 (J)		

ND substitution: RL or RL/2 if <15% NDs.

Time Series

Constituent: Mercury (mg/L) Analysis Run 8/13/2024 11:19 AM

Plant Wansley Client: Southern Company Data: Wansley Landfill

	GWC-22	GWC-23	GWC-24	GWC-25	GWC-26	GWC-27	GWC-30	GWC-31	GWC-32
7/22/2016									<0.0002
7/26/2016	0.00012 (J)				0.00012 (J)	0.00012 (J)			
7/27/2016		8.6E-05 (J)	9E-05 (J)	9.8E-05 (J)				0.0001 (J)	
9/16/2016			<0.0002						<0.0002
9/19/2016				<0.0002	<0.0002	<0.0002			
9/20/2016	0.00013 (J)	<0.0002					<0.0002		
11/11/2016						<0.0002			
11/14/2016					<0.0002		<0.0002		
11/15/2016				<0.0002					<0.0002
11/17/2016	<0.0002								
11/18/2016		<0.0002	<0.0002						
1/19/2017					<0.0002				
1/20/2017						<0.0002			
1/24/2017				<0.0002			<0.0002		
1/25/2017								<0.0002	
1/26/2017									7.3E-05 (J)
2/3/2017	<0.0002	<0.0002	<0.0002						
3/16/2017					0.00014 (J)	0.00015 (J)			
3/17/2017							0.00017 (J)		
3/23/2017				<0.0002				<0.0002	
3/24/2017									<0.0002
3/28/2017	<0.0002	<0.0002							
3/29/2017			<0.0002						
4/28/2017						<0.0002			
5/1/2017					<0.0002		<0.0002		
5/2/2017				<0.0002				<0.0002	<0.0002
5/3/2017	<0.0002								
5/4/2017		<0.0002	<0.0002						
7/19/2017								<0.0002	
8/3/2017				<0.0002	<0.0002	<0.0002			<0.0002
8/4/2017							<0.0002	<0.0002	
8/8/2017	<0.0002	<0.0002	<0.0002						
1/19/2018						<0.0002			
1/22/2018					<0.0002				
1/23/2018								<0.0002	<0.0002
1/24/2018							<0.0002		
1/25/2018	<0.0002	<0.0002	<0.0002	<0.0002					
6/20/2018	<0.0002	<0.0002							
6/21/2018							<0.0002		
6/26/2018									<0.0002
6/27/2018			<0.0002	<0.0002	<0.0002	<0.0002		<0.0002	
1/24/2019	<0.0002			<0.0002	<0.0002	<0.0002			
1/25/2019		<0.0002							
1/30/2019							<0.0002		<0.0002
1/31/2019			<0.0002					<0.0002	
6/25/2019	<0.0002			<0.0002	<0.0002				
6/26/2019		<0.0002	<0.0002			<0.0002		<0.0002	
6/27/2019							<0.0002		<0.0002
9/10/2019	<0.0002						0.00014 (J)		
9/11/2019			<0.0002	<0.0002				<0.0002	
9/12/2019		<0.0002			<0.0002	<0.0002			<0.0002
3/11/2020							<0.0002		

Time Series

Constituent: Mercury (mg/L) Analysis Run 8/13/2024 11:19 AM

Plant Wansley Client: Southern Company Data: Wansley Landfill

	GWC-22	GWC-23	GWC-24	GWC-25	GWC-26	GWC-27	GWC-30	GWC-31	GWC-32
3/12/2020			<0.0002	<0.0002		<0.0002			
3/13/2020					<0.0002				
3/17/2020								<0.0002	
3/18/2020	<0.0002	<0.0002							<0.0002
9/9/2020						<0.0002			
9/10/2020	<0.0002	<0.0002					<0.0002		
9/11/2020								<0.0002	
9/14/2020				<0.0002					
9/15/2020			<0.0002		<0.0002				<0.0002
3/15/2021	<0.0002								
3/16/2021								<0.0002	
3/17/2021				<0.0002	<0.0002				<0.0002
3/18/2021		<0.0002	<0.0002			<0.0002	<0.0002		
8/19/2021	<0.0002		<0.0002	<0.0002	<0.0002				
8/23/2021		<0.0002				<0.0002	<0.0002		
8/24/2021									<0.0002
8/25/2021								0.00016 (J)	
3/2/2022							<0.0002		
3/8/2022	<0.0002			<0.0002		<0.0002			
3/9/2022		<0.0002			<0.0002				<0.0002
3/10/2022			<0.0002					<0.0002	
8/10/2022				<0.0002	<0.0002	<0.0002	<0.0002		<0.0002
8/16/2022		<0.0002						<0.0002	
8/17/2022	<0.0002								
8/18/2022			<0.0002						
2/14/2023	<0.0002						<0.0002		
2/15/2023									<0.0002
2/16/2023			<0.0002						
2/20/2023						<0.0002			
2/21/2023		<0.0002		<0.0002	<0.0002				
2/22/2023								<0.0002	
8/14/2023	<0.0002								
8/15/2023		<0.0002		<0.0002		<0.0002			<0.0002
8/16/2023			<0.0002		<0.0002		<0.0002	<0.0002	
2/14/2024	<0.0002								
2/19/2024		<0.0002							
2/20/2024					<0.0002	<0.0002			<0.0002
2/21/2024				<0.0002			<0.0002	<0.0002	
2/22/2024			<0.0002						

ND substitution: RL or RL/2 if <15% NDs.

Time Series

Constituent: Mercury (mg/L) Analysis Run 8/13/2024 11:19 AM

Plant Wansley Client: Southern Company Data: Wansley Landfill

	GWC-33	GWC-34	GWC-35	GWC-5	GWC-6	GWC-7	GWC-8	GWC-9
8/31/2011				<0.0002	<0.0002			
9/7/2011						<0.0002	<0.0002	<0.0002
9/16/2011	<0.0002	<0.0002	<0.0002					
10/27/2011				<0.0002				
10/30/2011	<0.0002				<0.0002	<0.0002	<0.0002	<0.0002
10/31/2011		<0.0002	<0.0002					
12/4/2011								<0.0002
12/5/2011				<0.0002	<0.0002	<0.0002	<0.0002	
12/12/2011		<0.0002	<0.0002					
12/13/2011	<0.0002							
1/19/2012							<0.0002	<0.0002
1/25/2012				<0.0002	<0.0002	<0.0002		
2/1/2012	<0.0002	<0.0002	<0.0002					
7/16/2012		<0.0002	<0.0002					
7/17/2012	<0.0002							
7/18/2012				<0.0002		<0.0002	<0.0002	<0.0002
7/24/2012					<0.0002			
1/7/2013						<0.0002	<0.0002	
1/8/2013					<0.0002			<0.0002
1/9/2013				<0.0002				
1/22/2013		<0.0002	<0.0002					
1/23/2013	<0.0002							
7/2/2013			<0.0002					
7/9/2013					<0.0002	<0.0002	<0.0002	<0.0002
7/17/2013	<0.0002	<0.0002		<0.0002				
1/14/2014						<0.0002	0.000153 (J)	<0.0002
1/15/2014				<0.0002	<0.0002			
1/21/2014			<0.0002					
1/23/2014	<0.0002	<0.0002						
6/24/2014						<0.0002	<0.0002	<0.0002
6/25/2014		<0.0002	<0.0002	<0.0002	<0.0002			
1/13/2015				<0.0002				
1/14/2015		<0.0002	<0.0002					
1/20/2015	<0.0002				<0.0002	<0.0002	<0.0002	<0.0002
7/24/2015				<0.0002	<0.0002			
7/27/2015						<0.0002	<0.0002	<0.0002
7/28/2015			<0.0002					
7/29/2015	<0.0002	<0.0002						
1/20/2016				<0.0002	<0.0002			
1/21/2016		<0.0002	<0.0002					
1/25/2016	<0.0002							
1/26/2016						<0.0002	<0.0002	<0.0002
3/23/2016	<0.0002							
3/24/2016		<0.0002	<0.0002					
3/28/2016				<0.0002	<0.0002			
3/29/2016						<0.0002	<0.0002	<0.0002
5/23/2016		<0.0002	<0.0002	<0.0002				
5/24/2016	<0.0002				<0.0002	<0.0002	<0.0002	<0.0002
7/21/2016		8.4E-05 (J)	<0.0002	7.6E-05 (J)	9.1E-05 (J)			
7/22/2016	<0.0002					<0.0002		
7/25/2016								0.00012 (J)
7/26/2016							0.00012 (J)	

ND substitution: RL or RL/2 if <15% NDs.

Time Series

Constituent: Mercury (mg/L) Analysis Run 8/13/2024 11:19 AM

Plant Wansley Client: Southern Company Data: Wansley Landfill

	GWC-33	GWC-34	GWC-35	GWC-5	GWC-6	GWC-7	GWC-8	GWC-9
9/15/2016		<0.0002	<0.0002	<0.0002	<0.0002	<0.0002		
9/16/2016	<0.0002							
9/19/2016							<0.0002	<0.0002
11/15/2016		<0.0002	9.6E-05 (J)	<0.0002				
11/16/2016					<0.0002	<0.0002	<0.0002	<0.0002
11/17/2016	<0.0002							
1/25/2017	0.00012 (J)	0.00012 (J)						
1/26/2017			<0.0002	<0.0002	<0.0002	8.8E-05 (J)	<0.0002	
1/31/2017								8.6E-05 (J)
3/22/2017		7.9E-05 (J)	<0.0002	<0.0002	7.3E-05 (J)	<0.0002		
3/23/2017	<0.0002						7.2E-05 (J)	<0.0002
5/1/2017	<0.0002	<0.0002						
5/2/2017			<0.0002	<0.0002	<0.0002	<0.0002		<0.0002
5/3/2017							<0.0002	
8/3/2017		<0.0002	<0.0002	<0.0002	<0.0002			
8/4/2017	<0.0002					<0.0002		
8/7/2017							<0.0002	<0.0002
1/23/2018	<0.0002	<0.0002	<0.0002	<0.0002	<0.0002	<0.0002		
1/24/2018							<0.0002	<0.0002
6/19/2018			<0.0002					
6/20/2018		<0.0002						
6/21/2018							<0.0002	<0.0002
6/25/2018				<0.0002	<0.0002	<0.0002		
6/26/2018	<0.0002							
1/21/2019			<0.0002			<0.0002		
1/22/2019							<0.0002	<0.0002
1/28/2019		<0.0002						
1/30/2019	<0.0002			<0.0002	<0.0002			
6/25/2019						<0.0002	<0.0002	<0.0002
6/26/2019	<0.0002	<0.0002	<0.0002	<0.0002	<0.0002			
9/10/2019						<0.0002	0.0004	
9/11/2019		<0.0002						
9/12/2019	<0.0002		<0.0002	<0.0002	<0.0002			
9/16/2019								<0.0002
1/13/2020							<0.0002	
3/11/2020		<0.0002	<0.0002					
3/12/2020	<0.0002					<0.0002	<0.0002	
3/16/2020				<0.0002	<0.0002			<0.0002
9/9/2020				<0.0002				
9/11/2020		<0.0002	<0.0002		<0.0002			<0.0002
9/14/2020						<0.0002	<0.0002	
9/16/2020	<0.0002							
3/16/2021		<0.0002	<0.0002			<0.0002	<0.0002	<0.0002
3/17/2021				<0.0002	<0.0002			
3/18/2021	<0.0002							
8/18/2021			<0.0002		<0.0002			
8/19/2021				<0.0002		<0.0002		
8/20/2021							<0.0002	
8/24/2021	<0.0002	<0.0002						
8/25/2021								0.00014 (J)
3/2/2022		<0.0002	<0.0002	<0.0002	<0.0002	<0.0002	<0.0002	
3/9/2022	<0.0002							<0.0002

ND substitution: RL or RL/2 if <15% NDs.

Time Series

Constituent: Mercury (mg/L) Analysis Run 8/13/2024 11:19 AM

Plant Wansley Client: Southern Company Data: Wansley Landfill

	GWC-33	GWC-34	GWC-35	GWC-5	GWC-6	GWC-7	GWC-8	GWC-9
8/10/2022		<0.0002						
8/11/2022				<0.0002	<0.0002	<0.0002	<0.0002	
8/15/2022	<0.0002		<0.0002					
8/16/2022								<0.0002
2/15/2023							<0.0002	<0.0002
2/20/2023	<0.0002	<0.0002	<0.0002	<0.0002	<0.0002			
2/21/2023						<0.0002		
8/9/2023						<0.0002	<0.0002	<0.0002
8/14/2023				<0.0002	<0.0002			
8/15/2023	<0.0002							
8/16/2023		<0.0002	<0.0002					
2/14/2024				<0.0002	<0.0002			
2/19/2024								<0.0002
2/20/2024	<0.0002							
2/21/2024						<0.0002	<0.0002	
2/22/2024		<0.0002	<0.0002					

ND substitution: RL or RL/2 if <15% NDs.

Time Series

Constituent: Nickel (mg/L) Analysis Run 8/13/2024 11:19 AM

Plant Wansley Client: Southern Company Data: Wansley Landfill

	GWA-1 (bg)	GWA-2 (bg)	GWA-28 (bg)	GWA-29 (bg)	GWA-3 (bg)	GWA-4 (bg)	GWC-10	GWC-11	GWC-12
8/31/2011					<0.0025	<0.0025			
9/13/2011								<0.001	<0.001
9/16/2011	<0.0025		<0.001						
9/17/2011		<0.0025		0.0053					
10/27/2011	<0.0025	<0.0025				<0.0025			
10/28/2011			<0.001	0.0042				<0.001	<0.001
12/4/2011								<0.001	<0.001
12/12/2011			<0.001	<0.0025					
12/13/2011	<0.0025								
12/14/2011		<0.0025				<0.0025			
1/24/2012									<0.001
1/25/2012			<0.001						
1/31/2012	<0.0025			0.0043					
2/1/2012						<0.0025			
2/7/2012		0.0028							
2/9/2012								<0.001	
7/11/2012									<0.001
7/16/2012			<0.001						
7/17/2012				<0.0025					
7/18/2012	<0.0025							<0.001	
7/23/2012		<0.0025				<0.0025			
1/8/2013								<0.001	<0.001
1/23/2013		<0.0025				<0.0025			
1/24/2013	<0.0025		<0.001	0.0052					
7/9/2013								<0.001	
7/10/2013									<0.001
7/17/2013	<0.0025					<0.0025			
7/23/2013			<0.001						
7/24/2013		<0.0025		0.0052					
1/15/2014						<0.0025		<0.001	
1/21/2014	<0.0025								<0.001
1/22/2014		0.0013 (J)	0.00092 (J)	0.0031					
6/25/2014	<0.0025				0.0044	<0.0025		<0.001	
7/1/2014		0.0014 (J)	<0.001						<0.001
7/8/2014				0.0036 (D)					
1/14/2015	<0.0025					0.0073 (O)			
1/21/2015			<0.001	0.0026				<0.001	<0.001
1/22/2015		0.0017 (J)							
7/21/2015	<0.0025		<0.001		0.0056	<0.0025			
7/22/2015		0.0013 (J)		0.0028					
7/28/2015								<0.001	<0.001
1/19/2016				0.0021 (JD)					
1/20/2016		<0.0025				0.002 (J)			
1/21/2016	<0.0025								
1/22/2016			<0.001						
1/25/2016							0.0017 (J)		
1/26/2016								<0.001	<0.001
1/17/2017			<0.001	0.0022 (J)		0.007 (o)			
1/19/2017	<0.0025	<0.0025							
1/31/2017								<0.001	<0.001
2/1/2017							0.0043		
8/1/2017			<0.001	0.0018 (J)	<0.0025				

ND substitution: RL or RL/2 if <15% NDs.

Time Series

Constituent: Nickel (mg/L) Analysis Run 8/13/2024 11:19 AM

Plant Wansley Client: Southern Company Data: Wansley Landfill

	GWA-1 (bg)	GWA-2 (bg)	GWA-28 (bg)	GWA-29 (bg)	GWA-3 (bg)	GWA-4 (bg)	GWC-10	GWC-11	GWC-12
8/2/2017		<0.0025				<0.0025			
8/3/2017	<0.0025								
8/7/2017								<0.001	<0.001
8/8/2017							0.0022 (J)		
1/19/2018	<0.0025	<0.0025	<0.001	<0.0025					
1/22/2018						<0.0025			
1/24/2018								<0.001	<0.001
1/25/2018							0.0046		
6/19/2018	<0.0025	<0.0025	<0.001	0.0024 (J)		0.0022 (J)			
6/20/2018					<0.0025			<0.001	
6/21/2018							0.0046		
6/26/2018									<0.001
1/17/2019	0.00094 (J)	0.0011				0.0017			
1/18/2019				0.0022	0.00087 (J)				
1/21/2019			0.0004 (J)						
1/24/2019								0.00035 (J)	
1/25/2019									<0.001
1/31/2019							0.0018		
6/24/2019	0.00095 (J)	0.0013				0.0022			
6/25/2019			0.00088 (J)	0.0028	0.0021				
6/26/2019							0.0014	<0.001	<0.001
9/9/2019	0.00099 (J)								
9/10/2019		0.0014	0.00047 (J)	0.0024		0.0017			
9/11/2019					0.0022				0.00088 (J)
9/16/2019								<0.001	
9/17/2019							0.0013		
3/10/2020	0.00067 (J)	0.0012	0.00069 (J)	0.0012	0.0019	0.0019			
3/16/2020								0.0004 (J)	
3/17/2020							0.0013		
3/18/2020									<0.001
9/9/2020	0.00071 (J)		0.0004 (J)	0.0016	0.0015	0.0012			
9/10/2020		0.0011					0.0045	0.0011	0.00039 (J)
3/15/2021	0.00059 (J)	0.00076 (J)	<0.001	0.0019	0.0022	0.0027			
3/16/2021									<0.001
3/17/2021								<0.001	
3/18/2021							0.00097 (J)		
8/16/2021	0.00076 (J)		<0.001						
8/18/2021		0.001		0.0014	0.0039	0.0032			
8/19/2021									<0.001
8/20/2021							0.0014		
8/23/2021								<0.001	
2/28/2022	0.00089 (J)								
3/1/2022		0.00062 (J)	<0.001		0.0027	0.0021			
3/2/2022				0.0012					
3/7/2022								<0.001	<0.001
3/8/2022							0.0017		
8/9/2022	0.0011	0.00072 (J)	<0.001	0.0014	0.004	0.00087 (J)			
8/15/2022								<0.001	
8/16/2022							0.00086 (J)		<0.001
2/13/2023				0.00079 (J)					
2/14/2023	0.00071 (J)	0.00046 (J)	<0.001		0.00099 (J)	0.00071 (J)			
2/15/2023							0.0012		0.00099 (J)

ND substitution: RL or RL/2 if <15% NDs.

Time Series

Constituent: Nickel (mg/L) Analysis Run 8/13/2024 11:19 AM

Plant Wansley Client: Southern Company Data: Wansley Landfill

	GWA-1 (bg)	GWA-2 (bg)	GWA-28 (bg)	GWA-29 (bg)	GWA-3 (bg)	GWA-4 (bg)	GWC-10	GWC-11	GWC-12
2/21/2023								<0.001	
8/8/2023				0.0014	0.0024				
8/9/2023	0.00084 (J)	0.00061 (J)	<0.001			0.00063 (J)			
8/10/2023							0.0027		
8/14/2023								<0.001	<0.001
2/13/2024	0.00087 (J)								
2/14/2024		0.00078 (J)	<0.001	0.00074 (J)		0.0013		<0.001	
2/20/2024							0.0012		<0.001

ND substitution: RL or RL/2 if <15% NDs.

Time Series

Constituent: Nickel (mg/L) Analysis Run 8/13/2024 11:19 AM

Plant Wansley Client: Southern Company Data: Wansley Landfill

	GWC-13	GWC-14	GWC-15	GWC-16	GWC-17	GWC-18	GWC-19	GWC-20	GWC-21
8/30/2011				<0.001	<0.001	<0.001	<0.001		
8/31/2011								<0.001	<0.001
9/13/2011	<0.001	<0.0025							
9/16/2011			<0.001						
10/26/2011				<0.001	<0.001	<0.001	<0.001		
10/27/2011		<0.0025	<0.001					<0.001	<0.001
10/28/2011	<0.001								
12/3/2011		<0.0025	<0.001	<0.001	<0.001	<0.001	<0.001		
12/4/2011	<0.001							<0.001	<0.001
1/24/2012	<0.001	<0.0025							
1/25/2012				<0.001	<0.001				
2/8/2012							<0.001	<0.001	<0.001
2/9/2012			<0.001			<0.001			
7/11/2012	<0.001	<0.0025	<0.001	<0.001	<0.001	<0.001	<0.001	<0.001	
7/17/2012									<0.001
1/8/2013	<0.001	<0.0025	<0.001	<0.001	<0.001	<0.001	<0.001	<0.001	
1/9/2013									<0.001
7/2/2013			<0.001	<0.001					
7/10/2013	<0.001	<0.0025							
7/16/2013					<0.001	<0.001	<0.001	<0.001	<0.001
1/14/2014				<0.001	<0.001	<0.001			
1/21/2014	<0.001	0.0041	<0.001				<0.001	<0.001	<0.001
6/24/2014			<0.001			<0.001	<0.001	<0.001	<0.001
6/25/2014				<0.001	<0.001				
7/1/2014	<0.001	0.0017 (J)							
1/13/2015				<0.001		<0.001	<0.001	<0.001	<0.001
1/14/2015		0.0064	<0.001		<0.001				
1/21/2015	<0.001								
7/22/2015		0.0089	<0.001	<0.001					
7/23/2015						<0.001	<0.001	<0.001	<0.001
7/28/2015	<0.001				<0.001				
1/26/2016									<0.001
1/27/2016	<0.001	0.014	<0.001	<0.001	<0.001	<0.001	<0.001	<0.001	
4/20/2016		0.013							
1/31/2017	<0.001								
2/1/2017		0.013	<0.001	<0.001	<0.001	<0.001			
2/2/2017							<0.001	<0.001	<0.001
8/4/2017	<0.001		<0.001						
8/7/2017		0.018		<0.001	<0.001	<0.001	<0.001	<0.001	<0.001
1/25/2018	<0.001	0.013	<0.001	<0.001	<0.001	<0.001	<0.001		
1/26/2018								<0.001	<0.001
6/20/2018	<0.001	0.015	<0.001	<0.001					<0.001
6/21/2018						<0.001	<0.001	<0.001	
6/26/2018					<0.001				
1/22/2019	0.00033 (J)	0.014	<0.001						
1/24/2019					<0.001				0.00051 (J)
1/25/2019				<0.001					
1/28/2019						<0.001	0.0009 (J)	<0.001	
6/25/2019	0.00068 (J)	0.016	0.00031 (J)	0.00067 (J)	0.00092 (J)			0.00048 (J)	0.00085 (J)
6/26/2019							0.00051 (J)		
6/27/2019						<0.001			
9/11/2019				0.00077 (J)	0.00092 (J)	0.00066 (J)		0.001	0.00066 (J)

ND substitution: RL or RL/2 if <15% NDs.

Time Series

Constituent: Nickel (mg/L) Analysis Run 8/13/2024 11:19 AM

Plant Wansley Client: Southern Company Data: Wansley Landfill

	GWC-13	GWC-14	GWC-15	GWC-16	GWC-17	GWC-18	GWC-19	GWC-20	GWC-21
9/12/2019	0.00055 (J)	0.016					0.00044 (J)		
9/17/2019			<0.001						
3/12/2020	<0.001								
3/16/2020			<0.001						
3/17/2020		0.017		<0.001	<0.001	<0.001			
3/18/2020							0.0011	<0.001	0.0004 (J)
9/10/2020	0.00037 (J)	0.015	0.00037 (J)						
9/11/2020				<0.001					
9/14/2020					0.00041 (J)	0.0015			
9/15/2020							0.0005 (J)	<0.001	0.00076 (J)
3/16/2021					<0.001	<0.001		<0.001	0.00097 (J)
3/17/2021	0.00066 (J)	0.018		<0.001			0.001		
3/18/2021			<0.001						
8/19/2021									0.00071 (J)
8/20/2021				<0.001	<0.001				
8/23/2021	<0.001	0.021							
8/24/2021			<0.001			<0.001	0.0005 (J)	<0.001	
3/7/2022		0.02	<0.001					<0.001	<0.001
3/8/2022	<0.001			<0.001	<0.001	<0.001	0.0012		
8/11/2022					<0.001	<0.001	<0.001		
8/15/2022	0.0006 (J)								
8/16/2022		0.013	<0.001	<0.001				<0.001	0.00082 (J)
2/17/2023		0.019							
2/20/2023				0.00062 (J)	0.00057 (J)	0.0005 (J)			
2/21/2023	0.00051 (J)		<0.001				0.0014		<0.001
2/22/2023								<0.001	
8/9/2023						<0.001	<0.001	<0.001	0.0005 (J)
8/10/2023					<0.001				
8/14/2023		0.019	<0.001	<0.001					
8/16/2023	0.00045 (J)								
2/19/2024	<0.001	0.023							<0.001
2/20/2024					<0.001			<0.001	
2/21/2024			<0.001	0.00045 (J)		<0.001	0.0014		

ND substitution: RL or RL/2 if <15% NDs.

Time Series

Constituent: Nickel (mg/L) Analysis Run 8/13/2024 11:19 AM

Plant Wansley Client: Southern Company Data: Wansley Landfill

	GWC-22	GWC-23	GWC-24	GWC-25	GWC-26	GWC-27	GWC-30	GWC-31	GWC-32
9/15/2011	<0.001						<0.001		<0.001
9/16/2011		<0.001							
9/17/2011				<0.0025	<0.001	<0.001		0.0041	
10/28/2011							<0.001		
10/29/2011	<0.001	<0.001			<0.001	<0.001			
10/31/2011				<0.0025				0.003	<0.001
12/13/2011	<0.001	<0.001					<0.001		<0.001
12/14/2011				<0.0025	<0.001	<0.001			
1/25/2012	<0.001					<0.001			
1/31/2012		<0.001							
2/1/2012									<0.001
2/7/2012				<0.0025	<0.001			0.0029	
2/8/2012							<0.001		
7/17/2012				0.014	<0.001	<0.001			<0.001
7/18/2012	<0.001	<0.001					<0.001		
1/22/2013	<0.001	<0.001							
1/23/2013								0.0027	<0.001
1/24/2013					<0.001	<0.001	<0.001		
7/16/2013	<0.001								
7/23/2013		<0.001							
7/24/2013				0.019	<0.001	<0.001	<0.001		<0.001
1/21/2014	<0.001								
1/22/2014		<0.001							
1/23/2014				0.0036	<0.001	<0.001	<0.001	0.0016 (J)	0.00094 (J)
6/25/2014	<0.001								
7/1/2014		<0.001					<0.001	0.0021 (J)	<0.001
7/8/2014			0.0022 (J)	0.011	<0.001	<0.001			
1/14/2015	<0.001								
1/20/2015							<0.001		<0.001
1/21/2015				0.0033	<0.001	<0.001		<0.0025	
1/22/2015		<0.001							
7/23/2015	<0.001								
7/29/2015		<0.001							
7/30/2015				0.0054		<0.001	<0.001		<0.001
7/31/2015			0.0018 (J)		<0.001				
1/19/2016							<0.001		
1/20/2016			0.0027						
1/21/2016		<0.001		0.0054					
1/22/2016						<0.001			
1/25/2016					<0.001			<0.0025	<0.001
1/26/2016	<0.001								
1/19/2017					<0.001				
1/20/2017						<0.001			
1/24/2017				0.012			<0.001		
1/25/2017								<0.0025	
1/26/2017									<0.001
2/3/2017	<0.001	<0.001	0.0025						
8/3/2017				<0.0025	<0.001	<0.001			0.0018 (J)
8/4/2017							<0.001	0.0029	
8/8/2017	<0.001	<0.001	0.0036						
1/19/2018						<0.001			
1/22/2018					<0.001				

ND substitution: RL or RL/2 if <15% NDs.

Time Series

Constituent: Nickel (mg/L) Analysis Run 8/13/2024 11:19 AM

Plant Wansley Client: Southern Company Data: Wansley Landfill

	GWC-22	GWC-23	GWC-24	GWC-25	GWC-26	GWC-27	GWC-30	GWC-31	GWC-32
1/23/2018								0.012	<0.001
1/24/2018							<0.001		
1/25/2018	<0.001	<0.001	0.0022 (J)	0.0071					
6/20/2018	<0.001	<0.001							
6/21/2018							<0.001		
6/26/2018									<0.001
6/27/2018			<0.0025	0.0072	<0.001	<0.001		0.0065	
1/24/2019	<0.001			0.0027	0.00087 (J)	0.00035 (J)			
1/25/2019		0.00044 (J)							
1/30/2019							<0.001		0.00064 (J)
1/31/2019			0.0018					0.0011	
6/25/2019	0.00031 (J)			0.0021	0.0031				
6/26/2019		<0.001	0.0016			<0.001		0.00034 (J)	
6/27/2019							<0.001		0.00059 (J)
9/10/2019	<0.001						<0.001		
9/11/2019			0.0018	0.024				0.01	
9/12/2019		0.00044 (J)			0.00081 (J)	0.00044 (J)			0.0013
3/11/2020							<0.001		
3/12/2020			0.0025	0.0054		<0.001			
3/13/2020					0.00097 (J)				
3/17/2020								0.0029	
3/18/2020	0.00042 (J)	0.00079 (J)							0.0011
9/9/2020						0.00052 (J)			
9/10/2020	<0.001	0.00058 (J)					<0.001		
9/11/2020								0.0019	
9/14/2020				0.015					
9/15/2020			0.0022		0.00072 (J)				0.00095 (J)
3/15/2021	<0.001								
3/16/2021								0.0014	
3/17/2021				0.0053	0.0014				0.00082 (J)
3/18/2021		0.00052 (J)	0.0017			<0.001	<0.001		
8/19/2021	<0.001		0.0017	0.0035	0.00059 (J)				
8/23/2021		0.00059 (J)				<0.001	<0.001		
8/24/2021									<0.001
8/25/2021								0.00064 (J)	
3/2/2022							<0.001		
3/8/2022	<0.001			0.0039		<0.001			
3/9/2022		<0.001			0.0011				<0.001
3/10/2022			0.0011					0.00055 (J)	
8/10/2022				0.0026	0.00073 (J)	<0.001	<0.001		<0.001
8/16/2022		<0.001						0.0016	
8/17/2022	<0.001								
8/18/2022			0.002						
2/14/2023	<0.001						<0.001		
2/15/2023									<0.001
2/16/2023			0.0014						
2/20/2023						<0.001			
2/21/2023		0.00062 (J)		0.0039	0.00078 (J)				
2/22/2023								0.00047 (J)	
8/14/2023	<0.001								
8/15/2023		<0.001		0.0082		<0.001			<0.001
8/16/2023			0.0013		0.00062 (J)		<0.001	0.0022	

ND substitution: RL or RL/2 if <15% NDs.

Time Series

Constituent: Nickel (mg/L) Analysis Run 8/13/2024 11:19 AM

Plant Wansley Client: Southern Company Data: Wansley Landfill

	GWC-22	GWC-23	GWC-24	GWC-25	GWC-26	GWC-27	GWC-30	GWC-31	GWC-32
2/14/2024	<0.001								
2/19/2024		<0.001							
2/20/2024					<0.001	<0.001			<0.001
2/21/2024				0.0038			<0.001	0.0016	
2/22/2024			0.0034						

ND substitution: RL or RL/2 if <15% NDs.

Time Series

Constituent: Nickel (mg/L) Analysis Run 8/13/2024 11:19 AM

Plant Wansley Client: Southern Company Data: Wansley Landfill

	GWC-33	GWC-34	GWC-35	GWC-5	GWC-6	GWC-7	GWC-8	GWC-9
8/31/2011				<0.0025	0.0072			
9/7/2011						<0.0025	<0.0025	0.029
9/16/2011	<0.001	<0.0025	0.0037					
10/27/2011				<0.0025				
10/30/2011	<0.001				0.0055	<0.0025	<0.0025	<0.0025
10/31/2011		<0.0025	0.0047					
12/4/2011								0.0072
12/5/2011				<0.0025	0.0026	<0.0025	<0.0025	
12/12/2011		<0.0025	0.0048					
12/13/2011	<0.001							
1/19/2012							<0.0025	0.0053
1/25/2012				<0.0025	<0.0025	<0.0025		
2/1/2012	<0.001	<0.0025	0.0027					
7/16/2012		<0.0025	0.0035					
7/17/2012	<0.001							
7/18/2012				0.0043		0.013	<0.0025	0.012
7/24/2012					0.003			
1/7/2013						0.019	0.0025	
1/8/2013					0.0036			0.014
1/9/2013				0.0082				
1/22/2013		<0.0025	0.003					
1/23/2013	<0.001							
7/2/2013			0.0027					
7/9/2013					0.0038	0.018	0.0027	0.015
7/17/2013	<0.001	<0.0025		0.0076				
1/14/2014						0.017	0.0039	0.015
1/15/2014				0.0083	0.0049			
1/21/2014			0.002 (J)					
1/23/2014	0.00078 (J)	0.00062 (J)						
6/24/2014						0.016	0.0014 (J)	0.0091
6/25/2014		<0.0025	0.0026	0.0079	0.0037			
1/13/2015				0.0072				
1/14/2015		<0.0025	0.0021 (J)					
1/20/2015	<0.001				0.0035	0.015	0.0026	0.014
7/24/2015				0.0083	0.0048			
7/27/2015						0.013	<0.0025	0.011
7/28/2015			0.0016 (J)					
7/29/2015	<0.001	<0.0025						
1/20/2016				0.007	0.0044			
1/21/2016		<0.0025	0.0017 (J)					
1/25/2016	<0.001							
1/26/2016						0.012	0.002 (J)	0.0096
1/25/2017	<0.001	<0.0025						
1/26/2017			<0.0025	0.0066	0.005	0.011	0.0034	
1/31/2017								0.055 (O)
8/3/2017		0.012 (O)	<0.0025	0.0088	0.0051			
8/4/2017	<0.001					0.011		
8/7/2017							0.011 (o)	0.0093
1/23/2018	<0.001	<0.0025	<0.0025	0.0074	0.0054	0.0071		
1/24/2018							0.0023 (J)	0.01
6/19/2018			<0.0025					
6/20/2018		<0.0025						

ND substitution: RL or RL/2 if <15% NDs.

Time Series

Constituent: Nickel (mg/L) Analysis Run 8/13/2024 11:19 AM

Plant Wansley Client: Southern Company Data: Wansley Landfill

	GWC-33	GWC-34	GWC-35	GWC-5	GWC-6	GWC-7	GWC-8	GWC-9
6/21/2018							0.0031	0.0083
6/25/2018				0.0053	0.0056	0.011		
6/26/2018	<0.001							
1/21/2019			0.0011			0.0077		
1/22/2019							0.0025	0.008
1/28/2019		0.00047 (J)						
1/30/2019	0.00054 (J)			0.0032	0.0057			
6/25/2019						0.01	0.0053	0.01
6/26/2019	0.00068 (J)	0.00047 (J)	0.0013	0.0051	0.0052			
9/10/2019						0.0089	0.0026	
9/11/2019		0.0014						
9/12/2019	0.00078 (J)		0.0012	0.0085	0.0099			
9/16/2019								0.0091
3/11/2020		0.0005 (J)	0.001					
3/12/2020	0.0012					0.0074	0.0019	
3/16/2020				0.0049	0.0043			0.0091
9/9/2020				0.0051				
9/11/2020		0.00053 (J)	0.00095 (J)		0.0063			0.016
9/14/2020						0.0094	0.0041	
9/16/2020	0.0012							
3/16/2021		0.00059 (J)	0.0011			0.0067	0.0026	0.012
3/17/2021				0.0035	0.006			
3/18/2021	<0.001							
8/18/2021			0.00094 (J)		0.0058			
8/19/2021				0.0037		0.0093		
8/20/2021							0.0041	
8/24/2021	<0.001	0.00043 (J)						
8/25/2021								0.0041
3/2/2022		0.00064 (J)	0.0015	0.0038	0.0053	0.0076	0.003	
3/9/2022	<0.001							0.0076
8/10/2022		0.00063 (J)						
8/11/2022				0.0046	0.0075	0.0084	0.0038	
8/15/2022	<0.001		0.0014					
8/16/2022								0.077 (o)
2/15/2023							0.001	0.0088
2/20/2023	<0.001	0.00077 (J)	0.0012	0.0038	0.0057			
2/21/2023						0.0079		
8/9/2023						0.008	0.004	0.024
8/14/2023				0.0053	0.0064			
8/15/2023	<0.001							
8/16/2023		0.00079 (J)	0.002					
2/14/2024				0.0069	0.0052			
2/19/2024								0.0093
2/20/2024	<0.001							
2/21/2024						0.0082	0.0021	
2/22/2024		0.00065 (J)	0.0019					

ND substitution: RL or RL/2 if <15% NDs.

Time Series

Constituent: pH, Field (S.U.) Analysis Run 8/13/2024 11:19 AM

Plant Wansley Client: Southern Company Data: Wansley Landfill

	GWA-1 (bg)	GWA-2 (bg)	GWA-28 (bg)	GWA-29 (bg)	GWA-3 (bg)	GWA-4 (bg)	GWC-10	GWC-11	GWC-12
1/19/2016				5.92					
1/20/2016		5.47							
1/21/2016	5.03								
1/22/2016			6.27						
1/25/2016							6.27		
1/26/2016								6.11	7.37
3/22/2016			6.72	5.92					
3/23/2016	5.56	5.85							
3/29/2016								6.59	7.53
5/19/2016				5.95		6.45			
5/20/2016	5.62								
5/23/2016			6.29						
5/24/2016		5.86							
5/25/2016					6.48		6.44	6.31	7.44
7/21/2016	5.500376			6.049508		6.449699			
7/25/2016			6.178217					6.287783	
7/26/2016		5.808275							
7/27/2016					6.43219		6.364588		
9/14/2016						6.396439			
9/15/2016	5.31	7.195292 (O)		6.444541					6.283325
9/16/2016			6.545359				6.202937		
9/19/2016								6.027665	
11/9/2016			6						
11/10/2016		5.63				6.19			
11/11/2016	5.4								
11/16/2016								6.04	6.99
11/17/2016							5.95		
1/17/2017			6.09			6.18			
1/19/2017	5.73	5.63							
1/31/2017							6.47	5.94	7.065 (D)
3/15/2017				5.86					
3/16/2017	5.25		5.98			6.1			
3/17/2017		5.68							
3/23/2017								6.06	7.41
4/27/2017			5.96	5.85					
4/28/2017	5.35	5.77				6.51			
5/2/2017							6.69	5.95	
5/3/2017									7.32
8/1/2017			6.01 (D)	5.86 (D)	6.35 (D)				
8/2/2017		5.67 (D)				6.23 (D)			
8/3/2017	5.32 (D)								
8/7/2017								6.11 (D)	7.25 (D)
8/8/2017							6.67 (D)		
1/19/2018	5.39 (D)	5.68 (D)	6.15 (D)	5.83 (D)					
1/22/2018						6.3 (D)			
1/24/2018							6.47 (D)	6.17 (D)	7.02 (D)
6/19/2018	5.27	5.84	5.96	5.77		6.2			
6/20/2018					6.28			5.92	
6/21/2018							5.76		
6/26/2018									7.43
9/25/2018	5.27	5.52	5.94	5.92		6.21			
9/27/2018							5.5	5.97	

Time Series

Constituent: pH, Field (S.U.) Analysis Run 8/13/2024 11:19 AM

Plant Wansley Client: Southern Company Data: Wansley Landfill

	GWA-1 (bg)	GWA-2 (bg)	GWA-28 (bg)	GWA-29 (bg)	GWA-3 (bg)	GWA-4 (bg)	GWC-10	GWC-11	GWC-12
9/28/2018									7.3
1/17/2019	5.43	5.81			6.06	6.29			
1/18/2019				5.86					
1/21/2019			5.92						
1/24/2019								6.25	
1/25/2019									7.49
1/31/2019							5.75		
6/24/2019	5.3	5.75			5.68	6.12			
6/25/2019			6.03	5.96	5.58				
6/26/2019							5.78	5.97	7.28
9/9/2019	5.37								
9/10/2019		5.63	5.79	5.94		6.18			
9/11/2019					5.49				7.47
9/16/2019								6.07	
9/17/2019							5.55		
3/10/2020	5.42	5.72	6.05	5.75	5.53	6.24			
3/16/2020								5.92	
3/17/2020							5.96		
3/18/2020									7.55
9/9/2020	5.62		5.9	5.63	5.39	6.19			
9/10/2020		5.41					5.31	5.82	7.15
12/2/2020							5.72		
3/15/2021	5.55	5.44	6.09	5.51	5.28	6			
3/16/2021									7.62
3/17/2021								6.23	
3/18/2021							6.13		
8/16/2021	5.48		6.21						
8/18/2021		5.58		5.79	5.32	6.22			
8/19/2021									7.26
8/20/2021							5.68		
8/23/2021								6.02	
2/28/2022	5.29								
3/1/2022		5.65	5.96		5.7	6.29			
3/2/2022				5.87					
3/7/2022								6.1	7.32
3/8/2022							5.9		
8/9/2022	5.33	5.64	6.08	5.9	5.45	6.3			
8/15/2022								6.04	
8/16/2022							6.16		7.39
2/13/2023				5.64					
2/14/2023	5.56	5.64	6.12		5.53	6.2			
2/15/2023							5.76		6.98
2/21/2023								5.96	
8/8/2023				5.94	5.56				
8/9/2023	5.26	5.56	6.16			6.41			
8/10/2023							5.78		
8/14/2023								5.98	7.2
2/13/2024	5.35								
2/14/2024		5.67	6.29	5.86		6.38		6.46	
2/20/2024							5.97		7.46

Time Series

Constituent: pH, Field (S.U.) Analysis Run 8/13/2024 11:19 AM

Plant Wansley Client: Southern Company Data: Wansley Landfill

	GWC-13	GWC-14	GWC-15	GWC-16	GWC-17	GWC-18	GWC-19	GWC-20	GWC-21
1/26/2016									5.39
1/27/2016	6.52	5.88	6.67	6.03	6.27		6.14	6.08	
3/29/2016	7.49								
3/30/2016		6.01	6.7		6.22	6.03	6.1	6.27	5.88
5/25/2016	6.76	5.52	6.52	6.22	6.24				
5/26/2016						6.03	5.99	6.23	5.55
7/25/2016						6.066342	6.063209	6.3145	
7/26/2016	6.859244	6.066915	6.719922						5.64011
7/27/2016				6.30178	6.321385				
9/15/2016	7.565879	5.220961							
9/16/2016				7.5561 (O)					
9/19/2016					7.948709 (O)	6.040669	6.276656		
9/20/2016			6.519229					7.120962	6.575 (o)
11/17/2016	6.63	5.05	6.54	5.9	6.11		5.97		5.56
2/1/2017		5.5	6.56	6.14	6.18	5.98			
2/2/2017								6.17	
3/23/2017	6.85	5.41							
3/24/2017				5.99	6.34	5.85	5.82		
3/28/2017									5.36
5/3/2017	6.57	5.71	6.5	6.06	6.09	5.92	5.89		
5/4/2017								6.38	5.55
8/4/2017	6.77 (D)		6.55 (D)						
8/7/2017		5.03 (D)		6.12 (D)	6.16 (D)	5.98 (D)	5.93 (D)	6.19 (D)	5.61 (D)
1/25/2018	6.63 (D)	5.64 (D)	6.45 (D)	6.1 (D)	6.2 (D)	6.03 (D)	5.89 (D)		
1/26/2018								6.16 (D)	5.65 (D)
6/20/2018	6.66	5.05	7.24	6.08					5.48
6/21/2018						5.87	5.78	6.65	
6/26/2018					6.1				
9/27/2018							5.82	6.29	5.38
9/28/2018						5.77			
10/1/2018		5.59	6.5	6.12					
10/2/2018	6.91				6.16				
1/22/2019	6.61	5.72	6.48						
1/24/2019					6.31				6.01
1/25/2019				6.05					
1/28/2019						6.03	5.96	6.31	
6/25/2019	6.54	5.49	6.43	6.08	6.12			6.15	5.35
6/26/2019							5.78		
6/27/2019						5.78			
9/11/2019				6.22	6.39	6.02		6.27	5.71
9/12/2019	6.73	4.92					5.92		
9/17/2019			6.54						
3/12/2020	6.68								
3/16/2020			6.58						
3/17/2020		5.63		6.35	6.09	5.88			
3/18/2020							5.71	6.16	5.45
9/10/2020	6.69	5	6.31						
9/11/2020				5.85					
9/14/2020					6.37	5.77			
9/15/2020							5.72	6.28	5.3
3/16/2021					6.22	6.03		6.33	5.47
3/17/2021	7.19	5.31		6.16			5.95		

Time Series

Constituent: pH, Field (S.U.) Analysis Run 8/13/2024 11:19 AM

Plant Wansley Client: Southern Company Data: Wansley Landfill

	GWC-13	GWC-14	GWC-15	GWC-16	GWC-17	GWC-18	GWC-19	GWC-20	GWC-21
3/18/2021			6.92						
8/19/2021									5.54
8/20/2021				5.98	6.05				
8/23/2021	6.52	5.48							
8/24/2021			6.43			5.9	5.78	6.17	
3/7/2022		5.5	6.5					6.13	5.37
3/8/2022	6.93			6.03	6.06	6.01	5.81		
8/11/2022					5.95	5.76	5.7		
8/15/2022	7.03								
8/16/2022		5.04	6.54	6.13				6.73	5.54
2/17/2023		5.73							
2/20/2023				6.08	6.06	5.87			
2/21/2023	6.62		7.22				5.73		5.37
2/22/2023								6.91	
8/9/2023						5.99	5.87	6.47	5.62
8/10/2023					6.13				
8/14/2023		5.97	6.7	6.09					
8/16/2023	6.61								
2/19/2024	7.14	5.66							5.51
2/20/2024					6.01			6.87	
2/21/2024			6.62	6.12		5.82	5.77		
3/27/2024	7 (R)								

Time Series

Constituent: pH, Field (S.U.) Analysis Run 8/13/2024 11:19 AM

Plant Wansley Client: Southern Company Data: Wansley Landfill

	GWC-22	GWC-23	GWC-24	GWC-25	GWC-26	GWC-27	GWC-30	GWC-31	GWC-32
1/19/2016							5.9		
1/20/2016			5.41	5.98					
1/21/2016		6.24							
1/22/2016						5.35			
1/25/2016								5.98	6.13
1/26/2016	6.46								
3/23/2016						5.57	6.78		6.22
3/24/2016					5.64				
3/28/2016				5.1					
3/29/2016		4.87 (o)							
3/31/2016	6.53								
5/20/2016							6.05		
5/23/2016									5.99
5/24/2016					5.78	5.58			
5/25/2016		6.11	6.46	5.7				6.3	
5/26/2016	6.69								
7/21/2016							6.188237		
7/22/2016									7.552699 (O)
7/26/2016	6.620398				6.038068	5.614371			
7/27/2016			6.119047	5.966094				6.327805	
9/16/2016			6.310241						6.260319
9/19/2016				6.070052		5.506855			
9/20/2016	6.696588	7.295 (o)			5.701864		6.075727		
11/11/2016						5.88			
11/14/2016					5.64		5.93		
11/15/2016				6.35					6.22
11/17/2016	6.52								
11/18/2016		6.32	5.62						
1/19/2017					5.7				
1/20/2017				6.54		5.71			
1/23/2017				6.59					
1/24/2017							6.03 (D)	5.93	
1/25/2017									6.17
2/3/2017		5.91							
2/6/2017			5.36					6.04	
3/16/2017					5.58	5.37			
3/17/2017							5.94		
3/23/2017				7.25					
3/24/2017				6.56					
3/28/2017	6.87	5.86	5.87					6.06	
4/28/2017						5.89			
5/1/2017					5.78		6	6.24	6.18
5/3/2017	6.59		7.5 (o)						
5/4/2017		6.2							
8/3/2017				6.33 (D)	5.61 (D)	5.65 (D)		5.98 (D)	6.32 (D)
8/4/2017							6.01 (D)		
8/8/2017	6.59 (D)	6.07 (D)							
1/19/2018						5.53 (D)			
1/22/2018					6 (D)			5.99 (D)	6.19 (D)
1/24/2018				6.12 (D)			6.29 (D)		
1/25/2018	6.49 (D)	6.06 (D)	5.74 (D)						
6/20/2018	6.42	5.84							

Time Series

Constituent: pH, Field (S.U.) Analysis Run 8/13/2024 11:19 AM

Plant Wansley Client: Southern Company Data: Wansley Landfill

	GWC-22	GWC-23	GWC-24	GWC-25	GWC-26	GWC-27	GWC-30	GWC-31	GWC-32
6/21/2018							5.95		
6/26/2018									5.97
6/27/2018			5.51	6.28	5.59	5.58		5.99	
9/26/2018				6.4					
9/27/2018					5.68	5.7			
9/28/2018			5.28						
10/1/2018	6.7	5.96							
10/2/2018									6.06
10/3/2018							6.38	6.2	
1/24/2019	6.69			6	5.78	5.39			
1/25/2019		5.97							
1/30/2019							6.08		6.12
1/31/2019			5.28					6.03	
6/25/2019	6.59			5.66	5.63				
6/26/2019		5.86	5.59			5.72		6.18	
6/27/2019							6.08		6.11
9/10/2019	6.44						6.63		
9/11/2019			5.21	5.99				6.34	
9/12/2019		5.93			5.63	5.36			6.08
1/14/2020				6.18				6.04	6.11
3/11/2020							6.04		
3/12/2020			5.33	6.4		5.36			
3/13/2020					5.52				
3/17/2020								6.15	
3/18/2020	6.85	6.06							6.13
9/9/2020						5.63			
9/10/2020	6.86	5.8					6.59		
9/11/2020								6.01	
9/14/2020				5.47					
9/15/2020			4.97		5.63				5.88
3/15/2021	6.78								
3/16/2021								5.89	
3/17/2021				5.97	5.61				6.14
3/18/2021		6.02	5.16			5.39	5.77		
8/19/2021	6.58		5.1	5.97	5.69				
8/23/2021		5.9				5.35	5.96		
8/24/2021									6.12
8/25/2021								6.01	
3/2/2022							6.07		
3/8/2022	6.41			6.24		5.57			
3/9/2022		5.5			5.69				6.11
3/10/2022			5.14					6.02	
8/10/2022				6	5.6	5.63	5.97		5.94
8/16/2022		5.86						6.19	
8/17/2022	6.61								
8/18/2022			5.08						
2/14/2023	6.56						5.91		
2/15/2023									5.98
2/16/2023			5.08						
2/20/2023						5.33			
2/21/2023		5.88		5.93	5.58				
2/22/2023								6.03	

Time Series

Constituent: pH, Field (S.U.) Analysis Run 8/13/2024 11:19 AM

Plant Wansley Client: Southern Company Data: Wansley Landfill

	GWC-22	GWC-23	GWC-24	GWC-25	GWC-26	GWC-27	GWC-30	GWC-31	GWC-32
8/14/2023	6.79								
8/15/2023		5.93		6.01		5.63			6.05
8/16/2023			5.14		5.53		5.96	6.27	
2/14/2024	6.94								
2/19/2024		5.96							
2/20/2024					5.53	5.42			6.25
2/21/2024				6.18			5.96	6.72	
2/22/2024			5.39						
3/27/2024								5.97 (R)	

Time Series

Constituent: pH, Field (S.U.) Analysis Run 8/13/2024 11:19 AM

Plant Wansley Client: Southern Company Data: Wansley Landfill

	GWC-33	GWC-34	GWC-35	GWC-5	GWC-6	GWC-7	GWC-8	GWC-9
1/20/2016				6.15	5.97	6.23		
1/21/2016		5.51	5.19					
1/25/2016	6.23							
1/26/2016							5.99	
3/23/2016	6.7							
3/24/2016		6.66 (o)	6.32 (o)					
3/28/2016				7.05	6.5			
3/29/2016						6.42	6.45	5.86
5/23/2016		5.92		6.47				
5/24/2016	6.26				6	6.38	6.17	5.81
5/25/2016			5.58					
7/21/2016		6.008569	5.701591	6.424029	6.08222			
7/22/2016	6.956045					6.438562		
7/25/2016								5.876175
7/26/2016							6.291124	
9/15/2016		5.982305	5.629095	7.042684	6.383623	6.347438		
9/16/2016	6.411956							
9/19/2016							6.550086	6.323668
11/15/2016		6.03	5.66	6.29				
11/16/2016	6.15				5.99	6.35	5.96	
1/25/2017	6.09	5.92						
1/26/2017			5.61	6.29	6.12	6.45	6.14	
1/31/2017								5.75
3/22/2017	6.18	5.66	5.42					
3/23/2017							5.95	5.97
5/1/2017	6.45	5.88						
5/2/2017			5.72	6.98	5.86	6.32	6.11	6.11
8/3/2017	6.52 (D)	5.98 (D)	5.65 (D)	6.18 (D)	5.92 (D)			
8/4/2017						6.35 (D)		
8/7/2017							6.02 (D)	5.78 (D)
1/22/2018	6.22 (D)							
1/23/2018		6.11 (D)	5.64 (D)	6.44 (D)	6.08 (D)	6.55 (D)		
1/24/2018							5.91 (D)	5.98 (D)
6/19/2018			5.59					
6/20/2018		5.97						
6/21/2018							5.9	5.68
6/25/2018				6.42	5.86	6.26		
6/26/2018	6.15							
9/25/2018					5.87			
9/26/2018							5.9	5.71
10/1/2018			5.55					
10/2/2018	6.47	5.86				6.31		
10/3/2018				6.33				
1/21/2019			5.53			6.33		
1/22/2019							5.95	5.8
1/28/2019		6.08						
1/30/2019	6.41			6.94	5.99			
6/25/2019						6.23	5.85	5.71
6/26/2019	6.3	5.8	5.55	6.42	5.82			
9/10/2019						6.3	5.9	
9/11/2019		5.92						
9/12/2019	6.5		5.68	6.34	6			

Time Series

Constituent: pH, Field (S.U.) Analysis Run 8/13/2024 11:19 AM

Plant Wansley Client: Southern Company Data: Wansley Landfill

	GWC-33	GWC-34	GWC-35	GWC-5	GWC-6	GWC-7	GWC-8	GWC-9
9/16/2019								5.69
1/13/2020							5.89	
3/11/2020		5.93	5.62					
3/12/2020	6.37					6.45	5.86	
3/16/2020				6.35	5.86			5.8
9/9/2020				6.4				
9/11/2020		5.68	5.4		5.71			5.4
9/14/2020						6.14	5.64	
9/16/2020	5.71							
3/16/2021		5.78	5.44			6.5	5.99	5.78
3/17/2021				6.22	6.1			
3/18/2021	6.41							
8/18/2021			5.53		5.9			
8/19/2021				6.42		6.38		
8/20/2021							5.91	
8/24/2021	6.32	5.93						
8/25/2021								5.55
3/2/2022		5.91	5.73	6.31	5.89	6.4	5.89	
3/9/2022	5.85							5.53
8/10/2022		5.78						
8/11/2022				6.31	5.97	6.44	5.9	
8/15/2022	6.16		5.55					
8/16/2022								5.53
10/12/2022								5.51 (R)
2/15/2023							6.03	5.56
2/20/2023	6.21	5.96	5.51	6.28	5.94			
2/21/2023						6.5		
8/9/2023						6.43	5.88	5.55
8/14/2023				6.28	5.93			
8/15/2023	6.23							
8/16/2023		5.78	5.42					
2/14/2024				6.31	5.96			
2/19/2024								5.4
2/20/2024	6.49							
2/21/2024						6.46	5.86	
2/22/2024		6.43	5.56					

Time Series

Constituent: Selenium (mg/L) Analysis Run 8/13/2024 11:19 AM

Plant Wansley Client: Southern Company Data: Wansley Landfill

	GWA-1 (bg)	GWA-2 (bg)	GWA-28 (bg)	GWA-29 (bg)	GWA-3 (bg)	GWA-4 (bg)	GWC-10	GWC-11	GWC-12
8/31/2011					<0.005	<0.005			
9/13/2011								<0.005	<0.005
9/16/2011	<0.005		<0.005						
9/17/2011		<0.005		<0.005					
10/27/2011	<0.005	<0.005				<0.005			
10/28/2011			<0.005	<0.005				<0.005	<0.005
12/4/2011								<0.005	<0.005
12/12/2011			<0.005	<0.005					
12/13/2011	<0.005								
12/14/2011		<0.005				<0.005			
1/24/2012									<0.005
1/25/2012			<0.005						
1/31/2012	<0.005			<0.005					
2/1/2012						<0.005			
2/7/2012		<0.005							
2/9/2012								<0.005	
7/11/2012									<0.005
7/16/2012			<0.005						
7/17/2012				<0.005					
7/18/2012	<0.005							<0.005	
7/23/2012		<0.005				<0.005			
1/8/2013								<0.005	<0.005
1/23/2013		<0.005				<0.005			
1/24/2013	<0.005		<0.005	<0.005					
7/9/2013								<0.005	
7/10/2013									<0.005
7/17/2013	<0.005					<0.005			
7/23/2013			<0.005						
7/24/2013		<0.005		<0.005					
1/15/2014						<0.005		<0.005	
1/21/2014	<0.005								<0.005
1/22/2014		<0.005	<0.005	<0.005					
6/25/2014	<0.005				<0.005	<0.005		<0.005	
7/1/2014		<0.005	<0.005						<0.005
7/8/2014				<0.005 (D)					
1/14/2015	<0.005					<0.005			
1/21/2015			<0.005	<0.005				<0.005	<0.005
1/22/2015		<0.005							
7/21/2015	<0.005		<0.005		<0.005	<0.005			
7/22/2015		<0.005		<0.005					
7/28/2015								<0.005	<0.005
1/19/2016				<0.005 (D)					
1/20/2016		<0.005				<0.005			
1/21/2016	<0.005								
1/22/2016			<0.005						
1/25/2016							<0.005		
1/26/2016								<0.005	<0.005
3/22/2016			<0.005	<0.005					
3/23/2016	<0.005	<0.005				<0.005			
3/29/2016								<0.005	<0.005
3/30/2016							<0.005		
3/31/2016					<0.005				

ND substitution: RL or RL/2 if <15% NDs.

Time Series

Constituent: Selenium (mg/L) Analysis Run 8/13/2024 11:19 AM

Plant Wansley Client: Southern Company Data: Wansley Landfill

	GWA-1 (bg)	GWA-2 (bg)	GWA-28 (bg)	GWA-29 (bg)	GWA-3 (bg)	GWA-4 (bg)	GWC-10	GWC-11	GWC-12
5/19/2016				<0.005		<0.005			
5/20/2016	<0.005								
5/23/2016			<0.005						
5/24/2016		<0.005							
5/25/2016					<0.005		<0.005	<0.005	<0.005
7/21/2016	<0.005			0.00045 (J)		<0.005			
7/22/2016									<0.005
7/25/2016			0.0004 (J)					0.00041 (J)	
7/26/2016		<0.005							
7/27/2016					<0.005		<0.005		
9/14/2016						<0.005			
9/15/2016	<0.005		<0.005						<0.005
9/16/2016		<0.005					<0.005		
9/19/2016								0.00084 (J)	
11/9/2016			<0.005						
11/10/2016		<0.005				<0.005			
11/11/2016	<0.005								
11/16/2016								<0.005	<0.005
11/17/2016							<0.005		
1/17/2017			<0.005	<0.005		<0.005			
1/19/2017	<0.005	<0.005							
1/31/2017								0.00033 (J)	<0.005
2/1/2017							<0.005		
3/16/2017	<0.005		<0.005			<0.005			
3/17/2017		<0.005							
3/23/2017								<0.005	<0.005
3/24/2017							<0.005		
4/27/2017			<0.005	<0.005		<0.005			
4/28/2017	<0.005	<0.005							
5/2/2017								<0.005	
5/3/2017							<0.005		<0.005
7/18/2017				<0.005					
8/1/2017			<0.005	<0.005 (*)	<0.005 (*)				
8/2/2017		<0.005				<0.005			
8/3/2017	<0.005								
8/7/2017								<0.005	0.00032 (J)
8/8/2017							<0.005		
10/3/2017					<0.005				
1/19/2018	<0.005	<0.005	0.00073 (J)	0.00027 (J)					
1/22/2018						<0.005			
1/24/2018								<0.005	<0.005
1/25/2018							<0.005		
6/19/2018	0.00054 (J)	<0.005	<0.005	0.00051 (J)		0.00086 (J)			
6/20/2018					<0.005			0.00026 (J)	
6/21/2018							<0.005		
6/26/2018									<0.005
1/17/2019	<0.005	<0.005				<0.005			
1/18/2019				<0.005	<0.005				
1/21/2019			<0.005						
1/24/2019								<0.005	
1/25/2019									<0.005
1/31/2019							<0.005		

ND substitution: RL or RL/2 if <15% NDs.

Time Series

Constituent: Selenium (mg/L) Analysis Run 8/13/2024 11:19 AM

Plant Wansley Client: Southern Company Data: Wansley Landfill

	GWA-1 (bg)	GWA-2 (bg)	GWA-28 (bg)	GWA-29 (bg)	GWA-3 (bg)	GWA-4 (bg)	GWC-10	GWC-11	GWC-12
6/24/2019	<0.005	<0.005				<0.005			
6/25/2019			<0.005	<0.005	<0.005				
6/26/2019							<0.005	<0.005	<0.005
9/9/2019	<0.005								
9/10/2019		<0.005	<0.005	<0.005		<0.005			
9/11/2019					<0.005				<0.005
9/16/2019								<0.005	
9/17/2019							<0.005		
3/10/2020	<0.005	<0.005	<0.005	<0.005	<0.005	<0.005			
3/16/2020								<0.005	
3/17/2020							<0.005		
3/18/2020									<0.005
9/9/2020	<0.005		<0.005	<0.005	<0.005	<0.005			
9/10/2020		<0.005					<0.005	<0.005	<0.005
3/15/2021	<0.005	<0.005	<0.005	<0.005	<0.005	<0.005			
3/16/2021									<0.005
3/17/2021								<0.005	
3/18/2021							<0.005		
8/16/2021	<0.005		<0.005						
8/18/2021		<0.005		<0.005	<0.005	<0.005			
8/19/2021									<0.005
8/20/2021							<0.005		
8/23/2021								<0.005	
2/28/2022	<0.005								
3/1/2022		<0.005	<0.005		<0.005	<0.005			
3/2/2022				<0.005					
3/7/2022								<0.005	<0.005
3/8/2022							<0.005		
8/9/2022	<0.005	<0.005	<0.005	<0.005	<0.005	<0.005			
8/15/2022								<0.005	
8/16/2022							<0.005		<0.005
2/13/2023				<0.005					
2/14/2023	<0.005	<0.005	<0.005		<0.005	<0.005			
2/15/2023							<0.005		<0.005
2/21/2023								<0.005	
8/8/2023				<0.005	<0.005				
8/9/2023	<0.005	<0.005	<0.005			<0.005			
8/10/2023							<0.005		
8/14/2023								<0.005	<0.005
2/13/2024	<0.005								
2/14/2024		<0.005	<0.005	<0.005		<0.005		<0.005	
2/20/2024							<0.005		<0.005

ND substitution: RL or RL/2 if <15% NDs.

Time Series

Constituent: Selenium (mg/L) Analysis Run 8/13/2024 11:19 AM

Plant Wansley Client: Southern Company Data: Wansley Landfill

	GWC-13	GWC-14	GWC-15	GWC-16	GWC-17	GWC-18	GWC-19	GWC-20	GWC-21
8/30/2011				<0.005	<0.005	<0.005	<0.005		
8/31/2011								<0.005	<0.005
9/13/2011	<0.005	<0.005							
9/16/2011			<0.005						
10/26/2011				<0.005	<0.005	<0.005	<0.005		
10/27/2011		<0.005	<0.005					<0.005	<0.005
10/28/2011	<0.005								
12/3/2011		<0.005	<0.005	<0.005	<0.005	<0.005	<0.005		
12/4/2011	<0.005							<0.005	<0.005
1/24/2012	<0.005	<0.005							
1/25/2012				<0.005	<0.005				
2/8/2012							<0.005	<0.005	<0.005
2/9/2012			<0.005			<0.005			
7/11/2012	<0.005	<0.005	<0.005	<0.005	<0.005	<0.005	<0.005	<0.005	
7/17/2012									<0.005
1/8/2013	<0.005	<0.005	<0.005	<0.005	<0.005	<0.005	<0.005	<0.005	
1/9/2013									<0.005
7/2/2013			<0.005	<0.005					
7/10/2013	<0.005	<0.005							
7/16/2013					<0.005	<0.005	<0.005	<0.005	<0.005
1/14/2014				<0.005	<0.005	<0.005			
1/21/2014	<0.005	<0.005	<0.005				<0.005	<0.005	<0.005
6/24/2014			<0.005			<0.005	<0.005	<0.005	<0.005
6/25/2014				<0.005	<0.005				
7/1/2014	<0.005	<0.005							
1/13/2015				<0.005		<0.005	<0.005	<0.005	<0.005
1/14/2015		<0.005	<0.005		<0.005				
1/21/2015	<0.005								
7/22/2015		<0.005	<0.005	<0.005					
7/23/2015						<0.005	<0.005	<0.005	<0.005
7/28/2015	<0.005				<0.005				
1/26/2016									<0.005
1/27/2016	<0.005	0.0071	<0.005	<0.005	<0.005	<0.005	<0.005	<0.005	
3/29/2016	<0.005								
3/30/2016		0.00273 (J)	<0.005	<0.005	<0.005	<0.005	<0.005	<0.005	<0.005
4/20/2016		<0.005							
5/25/2016	<0.005	<0.005	<0.005	<0.005	<0.005				
5/26/2016						<0.005	<0.005	<0.005	<0.005
7/25/2016						0.00073 (J)	<0.005	<0.005	
7/26/2016	<0.005	<0.005	<0.005						<0.005
7/27/2016				0.00029 (J)	<0.005				
9/15/2016	<0.005	<0.005							
9/16/2016				<0.005					
9/19/2016					<0.005	<0.005	<0.005		
9/20/2016			<0.005					<0.005	<0.005
11/17/2016	<0.005	0.00047 (J)	<0.005	<0.005	<0.005	<0.005	<0.005	<0.005	<0.005
1/31/2017	<0.005								
2/1/2017		<0.005	<0.005	<0.005	<0.005	<0.005			
2/2/2017							<0.005	<0.005	<0.005
3/23/2017	0.0021	<0.005	<0.005						
3/24/2017				<0.005	<0.005	<0.005	<0.005		
3/28/2017								<0.005	<0.005

ND substitution: RL or RL/2 if <15% NDs.

Time Series

Constituent: Selenium (mg/L) Analysis Run 8/13/2024 11:19 AM

Plant Wansley Client: Southern Company Data: Wansley Landfill

	GWC-13	GWC-14	GWC-15	GWC-16	GWC-17	GWC-18	GWC-19	GWC-20	GWC-21
5/3/2017	<0.005	<0.005	<0.005	<0.005	<0.005	<0.005	<0.005		
5/4/2017								<0.005	<0.005
8/4/2017	<0.005		<0.005						
8/7/2017		0.00088 (J)		<0.005	<0.005	<0.005	<0.005	<0.005	<0.005
1/25/2018	<0.005	0.00025 (J)	<0.005	<0.005	<0.005	<0.005	<0.005		
1/26/2018								<0.005	<0.005
6/20/2018	<0.005	0.0017	0.00027 (J)	<0.005					0.00046 (J)
6/21/2018						<0.005	<0.005	<0.005	
6/26/2018					<0.005				
1/22/2019	<0.005	<0.005	<0.005						
1/24/2019					<0.005				<0.005
1/25/2019				<0.005					
1/28/2019						<0.005	<0.005	<0.005	
6/25/2019	<0.005	<0.005	<0.005	<0.005	<0.005			<0.005	<0.005
6/26/2019							<0.005		
6/27/2019						<0.005			
9/11/2019				<0.005	<0.005	<0.005		<0.005	<0.005
9/12/2019	<0.005	0.0032 (J)					<0.005		
9/17/2019			<0.005						
3/12/2020	<0.005								
3/16/2020			<0.005						
3/17/2020		0.0023 (J)		<0.005	<0.005	<0.005			
3/18/2020							<0.005	<0.005	<0.005
9/10/2020	<0.005	0.0022 (J)	<0.005						
9/11/2020				<0.005					
9/14/2020					<0.005	<0.005			
9/15/2020							<0.005	<0.005	<0.005
3/16/2021					<0.005	<0.005		<0.005	<0.005
3/17/2021	<0.005	0.0025 (J)		<0.005			<0.005		
3/18/2021			<0.005						
8/19/2021									<0.005
8/20/2021				<0.005	<0.005				
8/23/2021	<0.005	<0.005							
8/24/2021			<0.005			<0.005	<0.005	<0.005	
3/7/2022		<0.005	<0.005					<0.005	<0.005
3/8/2022	<0.005			<0.005	<0.005	<0.005	<0.005		
8/11/2022					<0.005	<0.005	<0.005		
8/15/2022	<0.005								
8/16/2022		0.0022 (J)	<0.005	<0.005				<0.005	<0.005
2/17/2023		<0.005							
2/20/2023				<0.005	<0.005	<0.005			
2/21/2023	<0.005		<0.005				<0.005		<0.005
2/22/2023								<0.005	
8/9/2023						<0.005	<0.005	<0.005	<0.005
8/10/2023					<0.005				
8/14/2023		<0.005	<0.005	<0.005					
8/16/2023	<0.005								
2/19/2024	<0.005	<0.005							<0.005
2/20/2024					<0.005			<0.005	
2/21/2024			<0.005	<0.005		<0.005	<0.005		

ND substitution: RL or RL/2 if <15% NDs.

Time Series

Constituent: Selenium (mg/L) Analysis Run 8/13/2024 11:19 AM

Plant Wansley Client: Southern Company Data: Wansley Landfill

	GWC-22	GWC-23	GWC-24	GWC-25	GWC-26	GWC-27	GWC-30	GWC-31	GWC-32
9/15/2011	<0.005						<0.005		<0.005
9/16/2011		<0.005							
9/17/2011				<0.005	<0.005	<0.005		<0.005	
10/28/2011							<0.005		
10/29/2011	<0.005	<0.005			<0.005	<0.005			
10/31/2011				<0.005				<0.005	<0.005
12/13/2011	<0.005	<0.005					<0.005		<0.005
12/14/2011				<0.005	<0.005	<0.005			
1/25/2012	<0.005					<0.005			
1/31/2012		<0.005							
2/1/2012									<0.005
2/7/2012				<0.005	<0.005			<0.005	
2/8/2012							<0.005		
7/17/2012				<0.005	<0.005	<0.005			<0.005
7/18/2012	<0.005	<0.005					<0.005		
1/22/2013	<0.005	<0.005							
1/23/2013								<0.005	<0.005
1/24/2013					<0.005	<0.005	<0.005		
7/16/2013	<0.005								
7/23/2013		<0.005							
7/24/2013				<0.005	<0.005	<0.005	<0.005		<0.005
1/21/2014	<0.005								
1/22/2014		<0.005							
1/23/2014				<0.005	<0.005	<0.005	<0.005	<0.005	<0.005
6/25/2014	<0.005								
7/1/2014		<0.005					<0.005	<0.005	<0.005
7/8/2014			<0.005	<0.005	<0.005	<0.005			
1/14/2015	<0.005								
1/20/2015							<0.005		<0.005
1/21/2015				<0.005	<0.005	<0.005		<0.005	
1/22/2015		<0.005							
7/23/2015	<0.005								
7/29/2015		<0.005							
7/30/2015				<0.005		<0.005	<0.005		<0.005
7/31/2015			<0.005		<0.005				
1/19/2016							<0.005		
1/20/2016			<0.005						
1/21/2016		<0.005		<0.005					
1/22/2016						<0.005			
1/25/2016					<0.005			<0.005	<0.005
1/26/2016	<0.005								
3/23/2016						<0.005	<0.005		<0.005
3/24/2016					<0.005				
3/28/2016				<0.005					
3/29/2016		<0.005							
3/30/2016			<0.005					<0.005	
3/31/2016	<0.005								
5/20/2016							<0.005		
5/24/2016						<0.005			<0.005
5/25/2016		<0.005	<0.005	<0.005	<0.005			<0.005	
5/26/2016	<0.005								
7/21/2016							0.0003 (J)		

ND substitution: RL or RL/2 if <15% NDs.

Time Series

Constituent: Selenium (mg/L) Analysis Run 8/13/2024 11:19 AM

Plant Wansley Client: Southern Company Data: Wansley Landfill

	GWC-22	GWC-23	GWC-24	GWC-25	GWC-26	GWC-27	GWC-30	GWC-31	GWC-32
7/22/2016									0.00025 (J)
7/26/2016	<0.005				<0.005	<0.005			
7/27/2016		<0.005	<0.005	0.00033 (J)				0.00095 (J)	
9/16/2016			<0.005						<0.005
9/19/2016				<0.005	<0.005	<0.005			
9/20/2016	<0.005	<0.005					<0.005		
11/11/2016						<0.005			
11/14/2016					<0.005		<0.005		
11/15/2016				<0.005					<0.005
11/17/2016	<0.005								
11/18/2016		<0.005	<0.005						
1/19/2017					<0.005				
1/20/2017						0.00045 (J)			
1/24/2017				<0.005			<0.005		
1/25/2017								0.00035 (J)	
1/26/2017									<0.005
2/3/2017	<0.005	<0.005	<0.005						
3/16/2017					<0.005	<0.005			
3/17/2017							<0.005		
3/23/2017				<0.005				<0.005	
3/24/2017									<0.005
3/28/2017	<0.005	<0.005							
3/29/2017			<0.005						
4/28/2017						<0.005			
5/1/2017					0.0018		<0.005		
5/2/2017				<0.005				<0.005	<0.005
5/3/2017	<0.005								
5/4/2017		<0.005	<0.005						
7/19/2017								0.00068 (J)	
8/3/2017				<0.005	<0.005	<0.005			<0.005
8/4/2017							<0.005 (*)	<0.005 (*)	
8/8/2017	<0.005	<0.005	<0.005						
1/19/2018						<0.005			
1/22/2018					0.0003 (J)				
1/23/2018								0.001 (J)	<0.005
1/24/2018							0.00067 (J)		
1/25/2018	<0.005	<0.005	<0.005	<0.005					
6/20/2018	0.0003 (J)	<0.005							
6/21/2018							<0.005		
6/26/2018									<0.005
6/27/2018			<0.005	<0.005	<0.005	<0.005		0.00044 (J)	
1/24/2019	<0.005			<0.005	<0.005	<0.005			
1/25/2019		<0.005							
1/30/2019							<0.005		<0.005
1/31/2019			<0.005					<0.005	
6/25/2019	<0.005			<0.005	<0.005				
6/26/2019		<0.005	<0.005			<0.005		<0.005	
6/27/2019							<0.005		<0.005
9/10/2019	<0.005						<0.005		
9/11/2019			<0.005	<0.005				<0.005	
9/12/2019		<0.005			<0.005	<0.005			<0.005
3/11/2020							<0.005		

ND substitution: RL or RL/2 if <15% NDs.

Time Series

Constituent: Selenium (mg/L) Analysis Run 8/13/2024 11:19 AM

Plant Wansley Client: Southern Company Data: Wansley Landfill

	GWC-22	GWC-23	GWC-24	GWC-25	GWC-26	GWC-27	GWC-30	GWC-31	GWC-32
3/12/2020			<0.005	<0.005		<0.005			
3/13/2020					<0.005				
3/17/2020								<0.005	
3/18/2020	<0.005	<0.005							<0.005
9/9/2020						<0.005			
9/10/2020	<0.005	<0.005					<0.005		
9/11/2020								<0.005	
9/14/2020				<0.005					
9/15/2020			<0.005		<0.005				<0.005
3/15/2021	<0.005								
3/16/2021								<0.005	
3/17/2021				<0.005	<0.005				<0.005
3/18/2021		<0.005	<0.005			<0.005	<0.005		
8/19/2021	<0.005		<0.005	<0.005	<0.005				
8/23/2021		<0.005				<0.005	<0.005		
8/24/2021									<0.005
8/25/2021								<0.005	
3/2/2022							<0.005		
3/8/2022	<0.005			<0.005		<0.005			
3/9/2022		<0.005			<0.005				<0.005
3/10/2022			<0.005					<0.005	
8/10/2022				<0.005	<0.005	<0.005	<0.005		<0.005
8/16/2022		<0.005						<0.005	
8/17/2022	<0.005								
8/18/2022			<0.005						
2/14/2023	<0.005						<0.005		
2/15/2023									<0.005
2/16/2023			<0.005						
2/20/2023						<0.005			
2/21/2023		<0.005		<0.005	<0.005				
2/22/2023								<0.005	
8/14/2023	<0.005								
8/15/2023		<0.005		<0.005		<0.005			<0.005
8/16/2023			<0.005		<0.005		<0.005	<0.005	
2/14/2024	<0.005								
2/19/2024		<0.005							
2/20/2024					<0.005	<0.005			<0.005
2/21/2024				<0.005			<0.005	<0.005	
2/22/2024			<0.005						

ND substitution: RL or RL/2 if <15% NDs.

Time Series

Constituent: Selenium (mg/L) Analysis Run 8/13/2024 11:19 AM

Plant Wansley Client: Southern Company Data: Wansley Landfill

	GWC-33	GWC-34	GWC-35	GWC-5	GWC-6	GWC-7	GWC-8	GWC-9
8/31/2011				<0.005	<0.005			
9/7/2011						<0.005	<0.005	0.015 (O)
9/16/2011	<0.005	<0.005	<0.005					
10/27/2011				<0.005				
10/30/2011	<0.005				<0.005	<0.005	<0.005	<0.005
10/31/2011		<0.005	<0.005					
12/4/2011								<0.005
12/5/2011				<0.005	<0.005	<0.005	<0.005	
12/12/2011		<0.005	<0.005					
12/13/2011	<0.005							
1/19/2012							<0.005	<0.005
1/25/2012				<0.005	<0.005	<0.005		
2/1/2012	<0.005	<0.005	<0.005					
7/16/2012		<0.005	<0.005					
7/17/2012	<0.005							
7/18/2012				<0.005		<0.005	<0.005	<0.005
7/24/2012					<0.005			
1/7/2013						<0.005	<0.005	
1/8/2013					<0.005			<0.005
1/9/2013				<0.005				
1/22/2013		<0.005	<0.005					
1/23/2013	<0.005							
7/2/2013			<0.005					
7/9/2013					<0.005	<0.005	<0.005	<0.005
7/17/2013	<0.005	<0.005		<0.005				
1/14/2014						<0.005	<0.005	<0.005
1/15/2014				<0.005	<0.005			
1/21/2014			<0.005					
1/23/2014	<0.005	<0.005						
6/24/2014						<0.005	<0.005	<0.005
6/25/2014		<0.005	<0.005	<0.005	<0.005			
1/13/2015				<0.005				
1/14/2015		<0.005	<0.005					
1/20/2015	<0.005				<0.005	<0.005	<0.005	<0.005
7/24/2015				<0.005	<0.005			
7/27/2015						<0.005	<0.005	<0.005
7/28/2015			<0.005					
7/29/2015	<0.005	<0.005						
1/20/2016				<0.005	<0.005			
1/21/2016		<0.005	<0.005					
1/25/2016	<0.005							
1/26/2016						<0.005	<0.005	<0.005
3/23/2016	<0.005							
3/24/2016		<0.005	<0.005					
3/28/2016				<0.005	<0.005			
3/29/2016						<0.005	<0.005	<0.005
5/23/2016		<0.005	<0.005	<0.005				
5/24/2016	<0.005				<0.005	<0.005	<0.005	<0.005
7/21/2016		<0.005	<0.005	0.00025 (J)	<0.005			
7/22/2016	0.00074 (J)					<0.005		
7/25/2016								<0.005
7/26/2016							<0.005	

ND substitution: RL or RL/2 if <15% NDs.

Time Series

Constituent: Selenium (mg/L) Analysis Run 8/13/2024 11:19 AM

Plant Wansley Client: Southern Company Data: Wansley Landfill

	GWC-33	GWC-34	GWC-35	GWC-5	GWC-6	GWC-7	GWC-8	GWC-9
9/15/2016		<0.005	<0.005	<0.005	<0.005	<0.005		
9/16/2016	<0.005							
9/19/2016							<0.005	<0.005
11/15/2016		<0.005	<0.005	<0.005				
11/16/2016					0.00031 (J)	<0.005	<0.005	<0.005
11/17/2016	<0.005							
1/25/2017	<0.005	<0.005						
1/26/2017			<0.005	<0.005	<0.005	<0.005	<0.005	
1/31/2017								0.00053 (J)
3/22/2017		<0.005	<0.005	<0.005	<0.005	<0.005		
3/23/2017	<0.005						<0.005	<0.005
5/1/2017	0.00084 (J)	<0.005						
5/2/2017			<0.005	<0.005	<0.005	<0.005		<0.005
5/3/2017							0.0018	
8/3/2017		<0.005	<0.005	<0.005	<0.005			
8/4/2017	<0.005 (*)					<0.005 (*)		
8/7/2017							0.00068 (J)	0.0009 (J)
1/23/2018	0.001 (J)	<0.005	<0.005	<0.005	<0.005	<0.005		
1/24/2018							0.00025 (J)	0.00052 (J)
6/19/2018			0.00025 (J)					
6/20/2018		<0.005						
6/21/2018							0.00029 (J)	0.00063 (J)
6/25/2018				0.0008 (J)	0.0008 (J)	<0.005		
6/26/2018	0.00085 (J)							
1/21/2019			<0.005			<0.005		
1/22/2019							<0.005	<0.005
1/28/2019		<0.005						
1/30/2019	<0.005			<0.005	<0.005			
6/25/2019						<0.005	<0.005	<0.005
6/26/2019	<0.005	<0.005	<0.005	<0.005	<0.005			
9/10/2019						<0.005	<0.005	
9/11/2019		<0.005						
9/12/2019	<0.005		<0.005	<0.005	<0.005			
9/16/2019								<0.005
3/11/2020		<0.005	<0.005					
3/12/2020	<0.005					<0.005	<0.005	
3/16/2020				<0.005	<0.005			<0.005
9/9/2020				<0.005				
9/11/2020		<0.005	<0.005		<0.005			<0.005
9/14/2020						<0.005	<0.005	
9/16/2020	<0.005							
3/16/2021		<0.005	<0.005			<0.005	<0.005	<0.005
3/17/2021				<0.005	<0.005			
3/18/2021	<0.005							
8/18/2021			<0.005		<0.005			
8/19/2021				<0.005		<0.005		
8/20/2021							<0.005	
8/24/2021	<0.005	<0.005						
8/25/2021								<0.005
3/2/2022		<0.005	<0.005	<0.005	<0.005	<0.005	<0.005	
3/9/2022	<0.005							<0.005
8/10/2022		<0.005						

ND substitution: RL or RL/2 if <15% NDs.

Time Series

Constituent: Selenium (mg/L) Analysis Run 8/13/2024 11:19 AM

Plant Wansley Client: Southern Company Data: Wansley Landfill

	GWC-33	GWC-34	GWC-35	GWC-5	GWC-6	GWC-7	GWC-8	GWC-9
8/11/2022				<0.005	<0.005	<0.005	<0.005	
8/15/2022	<0.005		<0.005					
8/16/2022								<0.005
2/15/2023							<0.005	<0.005
2/20/2023	<0.005	<0.005	<0.005	<0.005	<0.005			
2/21/2023						<0.005		
8/9/2023						<0.005	<0.005	<0.005
8/14/2023				<0.005	<0.005			
8/15/2023	<0.005							
8/16/2023		<0.005	<0.005					
2/14/2024				<0.005	<0.005			
2/19/2024								<0.005
2/20/2024	<0.005							
2/21/2024						<0.005	<0.005	
2/22/2024		<0.005	<0.005					

ND substitution: RL or RL/2 if <15% NDs.

Time Series

Constituent: Silver (mg/L) Analysis Run 8/13/2024 11:19 AM

Plant Wansley Client: Southern Company Data: Wansley Landfill

	GWA-1 (bg)	GWA-2 (bg)	GWA-28 (bg)	GWA-29 (bg)	GWA-3 (bg)	GWA-4 (bg)	GWC-10	GWC-11	GWC-12
8/31/2011					<0.001	<0.001			
9/13/2011								<0.001	<0.001
9/16/2011	<0.001		<0.001						
9/17/2011		<0.001		<0.001					
10/27/2011	<0.001	<0.001				<0.001			
10/28/2011			<0.001	<0.001				<0.001	<0.001
12/4/2011								<0.001	<0.001
12/12/2011			<0.001	<0.001					
12/13/2011	<0.001								
12/14/2011		<0.001				<0.001			
1/24/2012									<0.001
1/25/2012			<0.001						
1/31/2012	<0.001			<0.001					
2/1/2012						<0.001			
2/7/2012		<0.001							
2/9/2012								<0.001	
7/11/2012									<0.001
7/16/2012			<0.001						
7/17/2012				<0.001					
7/18/2012	<0.001							<0.001	
7/23/2012		<0.001				<0.001			
1/8/2013								<0.001	<0.001
1/23/2013		<0.001				<0.001			
1/24/2013	<0.001		<0.001	<0.001					
7/9/2013								<0.001	
7/10/2013									<0.001
7/17/2013	<0.001					<0.001			
7/23/2013			<0.001						
7/24/2013		<0.001		0.003 (o)					
1/15/2014						<0.001		<0.001	
1/21/2014	<0.001								<0.001
1/22/2014		<0.001	<0.001	0.0011 (J)					
6/25/2014	<0.001				<0.001	<0.001		<0.001	
7/1/2014		<0.001	<0.001						<0.001
7/8/2014				0.0013 (JD)					
1/14/2015	<0.001					<0.001			
1/21/2015			<0.001	0.00071 (J)				<0.001	<0.001
1/22/2015		<0.001							
7/21/2015	<0.001		<0.001		<0.001	<0.001			
7/22/2015		<0.001		0.00059 (J)					
7/28/2015								<0.001	<0.001
1/19/2016				0.0011 (JD)					
1/20/2016		<0.001				<0.001			
1/21/2016	<0.001								
1/22/2016			<0.001						
1/25/2016							<0.001		
1/26/2016								<0.001	<0.001
1/17/2017			<0.001	0.0015		<0.001			
1/19/2017	<0.001	<0.001							
1/31/2017								<0.001	<0.001
2/1/2017							<0.001		
8/1/2017			<0.001	0.00098 (J)	<0.001				

ND substitution: RL or RL/2 if <15% NDs.

Time Series

Constituent: Silver (mg/L) Analysis Run 8/13/2024 11:19 AM

Plant Wansley Client: Southern Company Data: Wansley Landfill

	GWA-1 (bg)	GWA-2 (bg)	GWA-28 (bg)	GWA-29 (bg)	GWA-3 (bg)	GWA-4 (bg)	GWC-10	GWC-11	GWC-12
8/2/2017		<0.001				<0.001			
8/3/2017	<0.001								
8/7/2017								<0.001	<0.001
8/8/2017							<0.001		
1/19/2018	<0.001	<0.001	<0.001	0.00081 (J)					
1/22/2018						<0.001			
1/24/2018								<0.001	<0.001
1/25/2018							<0.001		
6/19/2018	<0.001	<0.001	<0.001	0.0009 (J)		<0.001			
6/20/2018					<0.001			<0.001	
6/21/2018							<0.001		
6/26/2018									<0.001
1/17/2019	<0.001	<0.001				<0.001			
1/18/2019				0.00061 (J)	<0.001				
1/21/2019			<0.001						
1/24/2019								0.00033 (J)	
1/25/2019									0.00017 (J)
1/31/2019							0.0055 (o)		
6/24/2019	<0.001	<0.001				<0.001			
6/25/2019			<0.001	0.0017	<0.001				
6/26/2019							<0.001	<0.001	<0.001
9/9/2019	<0.001								
9/10/2019		<0.001	<0.001	0.0015		<0.001			
9/11/2019					<0.001				<0.001
9/16/2019								<0.001	
9/17/2019							<0.001		
3/10/2020	<0.001	<0.001	<0.001	0.00099 (J)	<0.001	<0.001			
3/16/2020								<0.001	
3/17/2020							<0.001		
3/18/2020									<0.001
9/9/2020	<0.001		<0.001	0.00094 (J)	<0.001	<0.001			
9/10/2020		<0.001					<0.001	<0.001	<0.001
3/15/2021	<0.001	<0.001	<0.001	0.00085 (J)	<0.001	<0.001			
3/16/2021									<0.001
3/17/2021								<0.001	
3/18/2021							<0.001		
8/16/2021	<0.001		<0.001						
8/18/2021		<0.001		0.0013	<0.001	<0.001			
8/19/2021									<0.001
8/20/2021							<0.001		
8/23/2021								<0.001	
2/28/2022	<0.001								
3/1/2022		<0.001	<0.001		<0.001	<0.001			
3/2/2022				0.0013					
3/7/2022								<0.001	<0.001
3/8/2022							<0.001		
8/9/2022	<0.001	<0.001	<0.001	0.001	<0.001	<0.001			
8/15/2022								<0.001	
8/16/2022							<0.001		<0.001
2/13/2023				0.0011					
2/14/2023	<0.001	<0.001	<0.001		<0.001	<0.001			
2/15/2023							<0.001		<0.001

ND substitution: RL or RL/2 if <15% NDs.

Time Series

Constituent: Silver (mg/L) Analysis Run 8/13/2024 11:19 AM

Plant Wansley Client: Southern Company Data: Wansley Landfill

	GWA-1 (bg)	GWA-2 (bg)	GWA-28 (bg)	GWA-29 (bg)	GWA-3 (bg)	GWA-4 (bg)	GWC-10	GWC-11	GWC-12
2/21/2023								<0.001	
8/8/2023				0.00097 (J)	<0.001				
8/9/2023	<0.001	<0.001	<0.001			<0.001			
8/10/2023							<0.001		
8/14/2023								<0.001	<0.001
2/13/2024	<0.001								
2/14/2024		<0.001	<0.001	0.0011		<0.001		<0.001	
2/20/2024							<0.001		<0.001

ND substitution: RL or RL/2 if <15% NDs.

Time Series

Constituent: Silver (mg/L) Analysis Run 8/13/2024 11:19 AM

Plant Wansley Client: Southern Company Data: Wansley Landfill

	GWC-13	GWC-14	GWC-15	GWC-16	GWC-17	GWC-18	GWC-19	GWC-20	GWC-21
8/30/2011				<0.001	<0.001	<0.001	<0.001		
8/31/2011								<0.001	<0.001
9/13/2011	<0.001	<0.001							
9/16/2011			<0.001						
10/26/2011				<0.001		<0.001	<0.001		
10/27/2011		<0.001	<0.001		<0.001			<0.001	<0.001
10/28/2011	<0.001								
12/3/2011		<0.001	<0.001	<0.001	<0.001	<0.001	<0.001		
12/4/2011	<0.001							<0.001	<0.001
1/24/2012	<0.001	<0.001							
1/25/2012				<0.001	<0.001				
2/8/2012			<0.001			<0.001	<0.001	<0.001	<0.001
7/11/2012	<0.001	<0.001	<0.001	<0.001	<0.001	<0.001	<0.001	<0.001	
7/17/2012									<0.001
1/8/2013	<0.001	<0.001	<0.001	<0.001	<0.001	<0.001	<0.001	<0.001	
1/9/2013									<0.001
7/2/2013			<0.001	<0.001					
7/10/2013	<0.001	<0.001							
7/16/2013					<0.001	<0.001	<0.001	<0.001	<0.001
1/14/2014				<0.001	<0.001	<0.001			
1/21/2014	<0.001	<0.001	<0.001				<0.001	<0.001	<0.001
6/24/2014			<0.001			<0.001	<0.001	<0.001	<0.001
6/25/2014				<0.001	<0.001				
7/1/2014	<0.001	<0.001							
1/13/2015				<0.001		<0.001	<0.001	<0.001	<0.001
1/14/2015		<0.001	<0.001		<0.001				
1/21/2015	<0.001								
7/22/2015		<0.001	<0.001	<0.001					
7/23/2015						<0.001	<0.001	<0.001	<0.001
7/28/2015	<0.001				<0.001				
1/26/2016									<0.001
1/27/2016	<0.001	0.00078 (J)	<0.001	<0.001	<0.001	<0.001	<0.001	<0.001	
1/31/2017	<0.001								
2/1/2017		<0.001	<0.001	<0.001	<0.001	<0.001			
2/2/2017							<0.001	<0.001	<0.001
8/4/2017	<0.001		<0.001						
8/7/2017		<0.001		<0.001	<0.001	<0.001	<0.001	<0.001	<0.001
1/25/2018	<0.001	<0.001	<0.001	<0.001	<0.001	<0.001	<0.001		
1/26/2018								<0.001	<0.001
6/20/2018	<0.001	<0.001	<0.001	<0.001					<0.001
6/21/2018						<0.001	<0.001	<0.001	
6/26/2018					<0.001				
1/22/2019	<0.001	<0.001	<0.001						
1/24/2019					0.00047 (J)				0.00063 (J)
1/25/2019				0.00035 (J)					
1/28/2019						<0.001	<0.001	<0.001	
6/25/2019	<0.001	<0.001	<0.001	<0.001	<0.001			<0.001	<0.001
6/26/2019							<0.001		
6/27/2019						<0.001			
9/11/2019				<0.001	<0.001	<0.001		<0.001	<0.001
9/12/2019	<0.001	<0.001					<0.001		
9/17/2019			<0.001						

ND substitution: RL or RL/2 if <15% NDs.

Time Series

Constituent: Silver (mg/L) Analysis Run 8/13/2024 11:19 AM

Plant Wansley Client: Southern Company Data: Wansley Landfill

	GWC-13	GWC-14	GWC-15	GWC-16	GWC-17	GWC-18	GWC-19	GWC-20	GWC-21
3/12/2020	<0.001								
3/16/2020			<0.001						
3/17/2020		<0.001		<0.001	<0.001	<0.001			
3/18/2020							<0.001	<0.001	<0.001
9/10/2020	<0.001	<0.001	<0.001						
9/11/2020				<0.001					
9/14/2020					<0.001	<0.001			
9/15/2020							<0.001	<0.001	<0.001
3/16/2021					<0.001	<0.001		<0.001	<0.001
3/17/2021	<0.001	<0.001		<0.001			<0.001		
3/18/2021			<0.001						
8/19/2021									<0.001
8/20/2021				<0.001	<0.001				
8/23/2021	<0.001	<0.001							
8/24/2021			<0.001			<0.001	<0.001	<0.001	
3/7/2022		<0.001	<0.001					<0.001	<0.001
3/8/2022	<0.001			<0.001	<0.001	<0.001	<0.001		
8/11/2022					<0.001	<0.001	<0.001		
8/15/2022	<0.001								
8/16/2022		<0.001	<0.001	<0.001				<0.001	<0.001
2/17/2023		<0.001							
2/20/2023				<0.001	<0.001	<0.001			
2/21/2023	<0.001		<0.001				<0.001		<0.001
2/22/2023								<0.001	
8/9/2023						<0.001	<0.001	<0.001	<0.001
8/10/2023					<0.001				
8/14/2023		<0.001	<0.001	<0.001					
8/16/2023	<0.001								
2/19/2024	<0.001	<0.001							<0.001
2/20/2024					<0.001			<0.001	
2/21/2024			<0.001	<0.001		<0.001	<0.001		

ND substitution: RL or RL/2 if <15% NDs.

Time Series

Constituent: Silver (mg/L) Analysis Run 8/13/2024 11:19 AM

Plant Wansley Client: Southern Company Data: Wansley Landfill

	GWC-22	GWC-23	GWC-24	GWC-25	GWC-26	GWC-27	GWC-30	GWC-31	GWC-32
9/15/2011	<0.001						<0.001		<0.001
9/16/2011		<0.001							
9/17/2011				<0.001	<0.001			<0.001	
10/28/2011							<0.001		
10/29/2011	<0.001	<0.001			<0.001	<0.001			
10/31/2011				<0.001				<0.001	<0.001
12/13/2011	<0.001	<0.001					<0.001		<0.001
12/14/2011				<0.001	<0.001	<0.001			
1/25/2012	<0.001					<0.001			
1/31/2012		<0.001							
2/1/2012									<0.001
2/7/2012				<0.001	<0.001			<0.001	
2/8/2012							<0.001		
7/17/2012				<0.001	<0.001	<0.001			<0.001
7/18/2012	<0.001	<0.001					<0.001		
1/22/2013	<0.001	<0.001							
1/23/2013								<0.001	<0.001
1/24/2013					<0.001	<0.001	<0.001		
7/16/2013	<0.001								
7/23/2013		<0.001							
7/24/2013				<0.001	<0.001	<0.001	<0.001		<0.001
1/21/2014	<0.001								
1/22/2014		<0.001							
1/23/2014				<0.001	<0.001	<0.001	<0.001	0.00034 (J)	<0.001
6/25/2014	<0.001								
7/1/2014		<0.001					<0.001	0.0039 (O)	<0.001
7/8/2014			<0.001	<0.001	<0.001	<0.001			
1/14/2015	<0.001								
1/20/2015							<0.001		<0.001
1/21/2015				<0.001	<0.001	<0.001		<0.001	
1/22/2015		<0.001							
7/23/2015	<0.001								
7/29/2015		<0.001							
7/30/2015				<0.001		<0.001	<0.001		<0.001
7/31/2015			<0.001		<0.001				
1/19/2016							<0.001		
1/20/2016			<0.001						
1/21/2016		<0.001		<0.001					
1/22/2016						<0.001			
1/25/2016					<0.001			<0.001	<0.001
1/26/2016	<0.001								
1/19/2017					<0.001				
1/20/2017						<0.001			
1/24/2017				<0.001			<0.001		
1/25/2017								0.00087	
1/26/2017									<0.001
2/3/2017	<0.001	<0.001	<0.001						
8/3/2017				<0.001	<0.001	<0.001			<0.001
8/4/2017							<0.001	0.0005 (J)	
8/8/2017	<0.001	<0.001	<0.001						
1/19/2018						<0.001			
1/22/2018					<0.001				

ND substitution: RL or RL/2 if <15% NDs.

Time Series

Constituent: Silver (mg/L) Analysis Run 8/13/2024 11:19 AM

Plant Wansley Client: Southern Company Data: Wansley Landfill

	GWC-22	GWC-23	GWC-24	GWC-25	GWC-26	GWC-27	GWC-30	GWC-31	GWC-32
1/23/2018								0.00023 (J)	<0.001
1/24/2018							<0.001		
1/25/2018	<0.001	<0.001	<0.001	<0.001					
6/20/2018	<0.001	<0.001							
6/21/2018							<0.001		
6/26/2018									<0.001
6/27/2018			<0.001	<0.001	<0.001	<0.001		0.00016 (J)	
1/24/2019	0.00038 (J)			0.00034 (J)	0.00019 (J)	0.00061 (J)			
1/25/2019		0.00039 (J)							
1/30/2019							<0.001		0.00019 (J)
1/31/2019			0.00069 (J)					0.00036 (J)	
6/25/2019	<0.001			<0.001	<0.001				
6/26/2019		<0.001	<0.001			<0.001		<0.001	
6/27/2019							<0.001		<0.001
9/10/2019	<0.001						<0.001		
9/11/2019			<0.001	<0.001				0.0078 (o)	
9/12/2019		<0.001			<0.001	<0.001			<0.001
1/14/2020								0.00081 (J)	
3/11/2020							<0.001		
3/12/2020			<0.001	<0.001		<0.001			
3/13/2020					<0.001				
3/17/2020								0.00018 (J)	
3/18/2020	<0.001	<0.001							<0.001
9/9/2020						<0.001			
9/10/2020	<0.001	<0.001					<0.001		
9/11/2020								<0.001	
9/14/2020				<0.001					
9/15/2020			<0.001		<0.001				<0.001
3/15/2021	<0.001								
3/16/2021								0.00024 (J)	
3/17/2021				<0.001	<0.001				<0.001
3/18/2021		<0.001	<0.001			<0.001	<0.001		
8/19/2021	<0.001		<0.001	<0.001	<0.001				
8/23/2021		<0.001				<0.001	<0.001		
8/24/2021									<0.001
8/25/2021								<0.001	
3/2/2022							<0.001		
3/8/2022	<0.001			<0.001		<0.001			
3/9/2022		<0.001			<0.001				<0.001
3/10/2022			<0.001					<0.001	
8/10/2022				<0.001	<0.001	<0.001	<0.001		<0.001
8/16/2022		<0.001						<0.001	
8/17/2022	<0.001								
8/18/2022			<0.001						
2/14/2023	<0.001						<0.001		
2/15/2023									<0.001
2/16/2023			<0.001						
2/20/2023						<0.001			
2/21/2023		<0.001		<0.001	<0.001				
2/22/2023								<0.001	
8/14/2023	<0.001								
8/15/2023		<0.001		<0.001		<0.001			<0.001

Time Series

Constituent: Silver (mg/L) Analysis Run 8/13/2024 11:19 AM

Plant Wansley Client: Southern Company Data: Wansley Landfill

	GWC-22	GWC-23	GWC-24	GWC-25	GWC-26	GWC-27	GWC-30	GWC-31	GWC-32
8/16/2023			<0.001		<0.001		<0.001	0.00072 (J)	
2/14/2024	<0.001								
2/19/2024		<0.001							
2/20/2024					<0.001	<0.001			<0.001
2/21/2024				<0.001			<0.001	<0.001	
2/22/2024			<0.001						

ND substitution: RL or RL/2 if <15% NDs.

Time Series

Constituent: Silver (mg/L) Analysis Run 8/13/2024 11:19 AM

Plant Wansley Client: Southern Company Data: Wansley Landfill

	GWC-33	GWC-34	GWC-35	GWC-5	GWC-6	GWC-7	GWC-8	GWC-9
8/31/2011				<0.001	<0.001			
9/7/2011						<0.001	<0.001	<0.001
9/16/2011	<0.001	<0.001	<0.001					
10/27/2011				<0.001				
10/30/2011	<0.001				<0.001	<0.001	<0.001	<0.001
10/31/2011		<0.001	<0.001					
12/4/2011								<0.001
12/5/2011				<0.001	<0.001	<0.001	<0.001	
12/12/2011	<0.001	<0.001	<0.001					
1/19/2012							<0.001	<0.001
1/25/2012				<0.001	<0.001	<0.001		
2/1/2012	<0.001	<0.001	<0.001					
7/16/2012		<0.001	<0.001					
7/17/2012	<0.001							
7/18/2012				<0.001		<0.001	<0.001	<0.001
7/24/2012					<0.001			
1/7/2013						<0.001	<0.001	
1/8/2013					<0.001			<0.001
1/9/2013				<0.001				
1/22/2013		<0.001	<0.001					
1/23/2013	<0.001							
7/2/2013			<0.001					
7/9/2013					<0.001	<0.001	<0.001	<0.001
7/17/2013	<0.001	<0.001		<0.001				
1/14/2014						<0.001	<0.001	<0.001
1/15/2014				<0.001	<0.001			
1/21/2014			<0.001					
1/23/2014	<0.001	<0.001						
6/24/2014						<0.001	<0.001	<0.001
6/25/2014		<0.001	<0.001	<0.001	<0.001			
1/13/2015				<0.001				
1/14/2015		<0.001	<0.001					
1/20/2015	<0.001				<0.001	<0.001	<0.001	<0.001
7/24/2015				<0.001	<0.001			
7/27/2015						<0.001	<0.001	<0.001
7/28/2015			<0.001					
7/29/2015	<0.001	<0.001						
1/20/2016				<0.001	0.00051 (J)			
1/21/2016		<0.001	<0.001					
1/25/2016	<0.001							
1/26/2016						<0.001	<0.001	<0.001
1/25/2017	<0.001	<0.001						
1/26/2017			<0.001	<0.001	<0.001	<0.001	<0.001	
1/31/2017								<0.001
8/3/2017		<0.001	<0.001	<0.001	<0.001			
8/4/2017	<0.001					<0.001		
8/7/2017							<0.001	<0.001
1/23/2018	<0.001	<0.001	<0.001	<0.001	<0.001	<0.001		
1/24/2018							<0.001	<0.001
6/19/2018			<0.001					
6/20/2018		<0.001						
6/21/2018							<0.001	<0.001

ND substitution: RL or RL/2 if <15% NDs.

Time Series

Constituent: Silver (mg/L) Analysis Run 8/13/2024 11:19 AM

Plant Wansley Client: Southern Company Data: Wansley Landfill

	GWC-33	GWC-34	GWC-35	GWC-5	GWC-6	GWC-7	GWC-8	GWC-9
6/25/2018				<0.001	<0.001	<0.001		
6/26/2018	<0.001							
1/21/2019			<0.001			<0.001		
1/22/2019							<0.001	<0.001
1/28/2019		<0.001						
1/30/2019	0.00035 (J)			0.00016 (J)	0.0032 (o)			
6/25/2019						<0.001	<0.001	<0.001
6/26/2019	<0.001	<0.001	<0.001	<0.001	<0.001			
9/10/2019						<0.001	<0.001	
9/11/2019		<0.001						
9/12/2019	<0.001		<0.001	<0.001	<0.001			
9/16/2019								<0.001
3/11/2020		<0.001	<0.001					
3/12/2020	<0.001					<0.001	<0.001	
3/16/2020				<0.001	<0.001			<0.001
9/9/2020				<0.001				
9/11/2020		<0.001	<0.001		<0.001			<0.001
9/14/2020						<0.001	<0.001	
9/16/2020	<0.001							
3/16/2021		<0.001	<0.001			<0.001	<0.001	<0.001
3/17/2021				<0.001	<0.001			
3/18/2021	<0.001							
8/18/2021			<0.001		<0.001			
8/19/2021				<0.001		<0.001		
8/20/2021							<0.001	
8/24/2021	<0.001	<0.001						
8/25/2021								<0.001
3/2/2022		<0.001	<0.001	<0.001	<0.001	<0.001	<0.001	
3/9/2022	<0.001							<0.001
8/10/2022		<0.001						
8/11/2022				<0.001	<0.001	<0.001	<0.001	
8/15/2022	<0.001		<0.001					
8/16/2022								<0.001
2/15/2023							<0.001	<0.001
2/20/2023	<0.001	<0.001	<0.001	<0.001	<0.001			
2/21/2023						<0.001		
8/9/2023						<0.001	<0.001	<0.001
8/14/2023				<0.001	<0.001			
8/15/2023	<0.001							
8/16/2023		<0.001	<0.001					
2/14/2024				<0.001	<0.001			
2/19/2024								<0.001
2/20/2024	<0.001							
2/21/2024						<0.001	<0.001	
2/22/2024		<0.001	<0.001					

Time Series

Constituent: Sulfate as SO4 (mg/L) Analysis Run 8/13/2024 11:19 AM

Plant Wansley Client: Southern Company Data: Wansley Landfill

	GWA-1 (bg)	GWA-2 (bg)	GWA-28 (bg)	GWA-29 (bg)	GWA-3 (bg)	GWA-4 (bg)	GWC-10	GWC-11	GWC-12
3/22/2016			1.1423	8.4662					
3/23/2016	<1	1.001				9.0208			
3/29/2016								<1	19.1889
3/30/2016							24.0688		
3/31/2016					202.982 (o)				
5/19/2016				10		10			
5/20/2016	<1								
5/23/2016			1.44						
5/24/2016		0.576 (J)							
5/25/2016					95.7		20.1	<1	19.8
7/21/2016	<1			13		10			
7/22/2016									20
7/25/2016			1.1					<1	
7/26/2016		0.91 (J)							
7/27/2016					110		28		
9/14/2016						9.7			
9/15/2016	<1		0.99 (J)						20
9/16/2016		0.87 (J)					29		
9/19/2016								<1	
11/9/2016			1.1						
11/10/2016		0.79 (J)				8.1			
11/11/2016	<1								
11/16/2016								<1	19
11/17/2016							40		
1/17/2017			0.85 (J)	7.6		15			
1/19/2017	<1	0.87 (J)							
1/31/2017								3.7 (o)	23
2/1/2017							40		
3/16/2017	<1		1.2			9.1			
3/17/2017		1.8							
3/23/2017								1.5	23
3/24/2017							28		
4/27/2017			<1	8		9.6			
4/28/2017	<1	1.7							
5/2/2017								<1	
5/3/2017							38		22
7/18/2017				6					
8/1/2017				7.7					
10/3/2017		1.9	1.4	7	150	9.8			
10/4/2017	<1						45	<1	22
1/19/2018	<1	1.8	1.1	5.7					
1/22/2018						10			
1/24/2018								<1	22
1/25/2018							33		
6/19/2018	<1	1	0.94 (J)	7		10			
6/20/2018					100			<1	
6/21/2018							21		
6/26/2018									23
9/25/2018	<1	0.78 (J)	1.3	9.1		9.7			
9/27/2018							28	<1	
9/28/2018									24
1/17/2019	0.5 (J)	2.5				9.4			

ND substitution: RL or RL/2 if <15% NDs.

Time Series

Constituent: Sulfate as SO4 (mg/L) Analysis Run 8/13/2024 11:19 AM

Plant Wansley Client: Southern Company Data: Wansley Landfill

	GWA-1 (bg)	GWA-2 (bg)	GWA-28 (bg)	GWA-29 (bg)	GWA-3 (bg)	GWA-4 (bg)	GWC-10	GWC-11	GWC-12
1/18/2019				6.4	34				
1/21/2019			1.6						
1/24/2019								0.77 (J)	
1/25/2019									25
1/31/2019							20		
6/24/2019	<1	0.91 (J)				10			
6/25/2019			2.2	26	<1				
6/26/2019							13	0.47 (J)	25
9/9/2019	<1								
9/10/2019		0.9 (J)	1.3	9.2		11			
9/11/2019					43				26
9/16/2019								<1	
9/17/2019							12		
3/10/2020	1.7	2.5	3	6	16	12			
3/16/2020								0.44 (J)	
3/17/2020							16		
3/18/2020									25
9/9/2020	<1		1.4	6.5	29	9.4			
9/10/2020		1					17	<1	26
3/15/2021	<1	1.5	0.95 (J)	6.8	36	7.7			
3/16/2021									29
3/17/2021								<1	
3/18/2021							11		
8/16/2021	<1		1.1						
8/18/2021		0.9 (J)		6.7	51	9.7			
8/19/2021									33
8/20/2021							10		
8/23/2021								<1	
2/28/2022	<1								
3/1/2022		2	1		64	9.6			
3/2/2022				6					
3/7/2022								<1	40
3/8/2022							13		
8/9/2022	<1	0.54 (J)	0.7 (J)	7.8	48	10			
8/15/2022								<1	
8/16/2022							8.5		36
2/13/2023				4.3					
2/14/2023	<1	2.5	1.2		70	9.3			
2/15/2023							8.5		32
2/21/2023								0.43 (J)	
8/8/2023				8.7	36				
8/9/2023	<1	1.2	1.2			10			
8/10/2023							6.9		
8/14/2023								0.5 (J)	30
2/13/2024	<1								
2/14/2024		6.7	0.61 (J)	3.3		8.2		0.9 (J)	
2/20/2024							13		37

ND substitution: RL or RL/2 if <15% NDs.

Time Series

Constituent: Sulfate as SO4 (mg/L) Analysis Run 8/13/2024 11:19 AM

Plant Wansley Client: Southern Company Data: Wansley Landfill

	GWC-13	GWC-14	GWC-15	GWC-16	GWC-17	GWC-18	GWC-19	GWC-20	GWC-21
3/29/2016	2.8316								
3/30/2016		7.2023	1.7296	0.5433 (J)	0.8313 (J)	0.6239 (J)	2.3237	1.0356	0.3269 (J)
5/25/2016	2.62	10.5	1.52	0.4393 (J)	0.195 (J)				
5/26/2016						0.598 (J)	0.574 (J)	0.979 (J)	<1
7/25/2016						<1	<1	0.94 (J)	
7/26/2016	2.7	38	1.2						<1
7/27/2016				<1	0.7 (J)				
9/15/2016	2.6	13							
9/16/2016				<1					
9/19/2016					<1	<1	<1		
9/20/2016			0.85 (J)					0.83 (J)	<1
11/17/2016	2.2	18	0.83 (J)	<1	0.75 (J)	<1	<1	0.71 (J)	<1
1/31/2017	2.6								
2/1/2017		8.2	1.9	<1	<1	<1			
2/2/2017							8.6 (o)	0.82 (J)	<1
3/23/2017	2.6	10	1.6						
3/24/2017				<1	<1	<1	2.5		
3/28/2017								0.75 (J)	<1
5/3/2017	2.6	10	1.3	<1	<1	<1	0.88 (J)		
5/4/2017								1.1	<1
10/4/2017		22	1.4		<1				
10/5/2017	2.5			<1		<1	0.81 (J)		
10/6/2017								0.79 (J)	<1
1/25/2018	2.5	9.9	1.4	<1	<1	<1	0.77 (J)		
1/26/2018								<1	<1
6/20/2018	2.5	18	2.1	<1					<1
6/21/2018						<1	<1	1.3	
6/26/2018					<1				
9/27/2018							<1	1.2	<1
9/28/2018						<1			
10/1/2018		11	1.4	<1					
10/2/2018	2.7				<1				
1/22/2019	2.8	13	2						
1/24/2019					0.88 (J)				<1
1/25/2019				0.66 (J)					
1/28/2019						0.69 (J)	1.2	0.9 (J)	
6/25/2019	3	13	2	0.84 (J)	1.1			0.99 (J)	<1
6/26/2019							0.88 (J)		
6/27/2019						0.85 (J)			
9/11/2019				0.6 (J)	0.99 (J)	0.7 (J)		1.1	0.42 (J)
9/12/2019	2.2	22					0.39 (J)		
9/17/2019			1.4						
3/12/2020	4.5								
3/16/2020			2.3						
3/17/2020		12		0.84 (J)	1.2	1			
3/18/2020							1.1	0.72 (J)	<1
9/10/2020	2.3	17	1.2						
9/11/2020				0.4 (J)					
9/14/2020					0.92 (J)	0.7 (J)			
9/15/2020							0.53 (J)	0.83 (J)	<1
3/16/2021					<1	<1		<1	<1
3/17/2021	2.5	16		<1			<1		

ND substitution: RL or RL/2 if <15% NDs.

Time Series

Constituent: Sulfate as SO4 (mg/L) Analysis Run 8/13/2024 11:19 AM

Plant Wansley Client: Southern Company Data: Wansley Landfill

	GWC-13	GWC-14	GWC-15	GWC-16	GWC-17	GWC-18	GWC-19	GWC-20	GWC-21
3/18/2021			1.7						
8/19/2021									<1
8/20/2021				1	1.1				
8/23/2021	2	8.6							
8/24/2021			2			0.89 (J)	2.5	0.88 (J)	
3/7/2022		16	3.1					1.3	1.1
3/8/2022	3.3			1.1	1	1.1	0.94 (J)		
8/11/2022					<1	<1	<1		
8/15/2022	1.8								
8/16/2022		18	1.1	<1				0.58 (J)	<1
2/17/2023		5.7							
2/20/2023				<1	0.5 (J)	0.41 (J)			
2/21/2023	1.8		1.1				0.52 (J)		<1
2/22/2023								0.65 (J)	
8/9/2023						0.64 (J)	0.48 (J)	0.78 (J)	<1
8/10/2023					0.61 (J)				
8/14/2023		2.7	1.3	0.43 (J)					
8/16/2023	2								
2/19/2024	3.7	7.7							0.98 (J)
2/20/2024					4.7			2.6	
2/21/2024			4.1	<1		1.1	1.2		

Time Series

Constituent: Sulfate as SO4 (mg/L) Analysis Run 8/13/2024 11:19 AM

Plant Wansley Client: Southern Company Data: Wansley Landfill

	GWC-22	GWC-23	GWC-24	GWC-25	GWC-26	GWC-27	GWC-30	GWC-31	GWC-32
3/23/2016						1.3897	1.3729		12.8473
3/24/2016					0.4337 (J)				
3/28/2016				8.3151					
3/29/2016		0.5302 (J)							
3/30/2016			1.0189					15.0114	
3/31/2016	0.3648 (J)								
5/20/2016							1.31		
5/24/2016						0.598 (J)			13.5
5/25/2016		0.3659 (J)	0.6811 (J)		0.3421 (J)			19.1	
5/26/2016	0.562 (J)			4.31					
7/21/2016							1.3		
7/22/2016									12
7/26/2016	<1				<1	3			
7/27/2016		<1	<1	6.1					
9/16/2016			<1						12
9/19/2016				11	<1	1.6			
9/20/2016	<1	<1					1.3		
11/11/2016						3			
11/14/2016					<1		1.1		
11/15/2016				18					13
11/17/2016	<1								
11/18/2016		<1	<1						
1/19/2017					<1				
1/20/2017						2.2			
1/24/2017				26 (o)			1.3		
1/25/2017								13	
1/26/2017									9.2
2/3/2017	<1	<1	<1						
3/16/2017					<1	0.95 (J)			
3/17/2017							1.3		
3/23/2017				23 (o)					
3/24/2017									9.2
3/28/2017	<1	<1							
3/29/2017			<1						
4/28/2017						2.1			
5/1/2017					<1		1.2		
5/2/2017				27 (o)					9
5/3/2017	<1								
5/4/2017		<1	<1						
7/19/2017								15	
10/3/2017						<1			
10/4/2017					<1		1.2		
10/5/2017	<1	<1	<1	16					
10/6/2017								19	8.8
1/19/2018						1.4			
1/22/2018					<1				
1/23/2018								15	9.4
1/24/2018							1		
1/25/2018	<1	<1	<1	15					
6/20/2018	<1	<1							
6/21/2018							1		
6/26/2018									12

ND substitution: RL or RL/2 if <15% NDs.

Time Series

Constituent: Sulfate as SO4 (mg/L) Analysis Run 8/13/2024 11:19 AM

Plant Wansley Client: Southern Company Data: Wansley Landfill

	GWC-22	GWC-23	GWC-24	GWC-25	GWC-26	GWC-27	GWC-30	GWC-31	GWC-32
6/27/2018			<1	12	<1	1.7		14	
9/26/2018				12					
9/27/2018					<1	2.5			
9/28/2018			<1						
10/1/2018	<1	<1							
10/2/2018									9.7
10/3/2018							1.2	18	
1/24/2019	0.81 (J)			1.4	0.57 (J)	0.39 (J)			
1/25/2019		0.38 (J)							
1/30/2019							1.2		11
1/31/2019			<1					10	
6/25/2019	0.76 (J)			1.6	0.78 (J)				
6/26/2019		0.64 (J)	0.71 (J)			3.2		9.9	
6/27/2019							1.7		9.9
9/10/2019	<1						1.3		
9/11/2019			0.59 (J)	5.7					
9/12/2019		0.54 (J)			<1	0.82 (J)			9.7
3/11/2020							3.3		
3/12/2020			2.3	9.7		2			
3/13/2020					1.8				
3/17/2020								7.3	
3/18/2020	0.65 (J)	<1							8.8
9/9/2020						2.4			
9/10/2020	0.54 (J)	<1					1		
9/11/2020								15	
9/14/2020				3.8					
9/15/2020			0.53 (J)		0.45 (J)				9.9
3/15/2021	<1								
3/16/2021								11	
3/17/2021				7.2	<1				9.1
3/18/2021		<1	<1			2.3	1.1		
8/19/2021	1.2		0.77 (J)	7.2	0.82 (J)				
8/23/2021		<1				0.78 (J)	1.2		
8/24/2021									10
8/25/2021								12	
3/2/2022							1.4		
3/8/2022	<1			5.4		1.6			
3/9/2022		0.76 (J)			<1				7.6
3/10/2022			0.83 (J)					8.9	
8/10/2022				5.2	<1	1.7	0.79 (J)		8.7
8/16/2022		<1						11	
8/17/2022	<1								
8/18/2022			<1						
2/14/2023	0.54 (J)						1		
2/15/2023									8.3
2/16/2023			0.4 (J)						
2/20/2023						0.47 (J)			
2/21/2023		<1		7.4	<1				
2/22/2023								9.8	
8/14/2023	0.53 (J)								
8/15/2023		0.44 (J)		5.7		1.7			9.1
8/16/2023			0.6 (J)		0.47 (J)		1.1	9.6	

ND substitution: RL or RL/2 if <15% NDs.

Time Series

Constituent: Sulfate as SO4 (mg/L) Analysis Run 8/13/2024 11:19 AM

Plant Wansley Client: Southern Company Data: Wansley Landfill

	GWC-22	GWC-23	GWC-24	GWC-25	GWC-26	GWC-27	GWC-30	GWC-31	GWC-32
2/14/2024	0.62 (J)								
2/19/2024		1.5							
2/20/2024					1.3	2.5			11
2/21/2024				9.6			2.5	11	
2/22/2024			0.57 (J)						

Time Series

Constituent: Sulfate as SO4 (mg/L) Analysis Run 8/13/2024 11:19 AM

Plant Wansley Client: Southern Company Data: Wansley Landfill

	GWC-33	GWC-34	GWC-35	GWC-5	GWC-6	GWC-7	GWC-8	GWC-9
3/23/2016	19.6956							
3/24/2016		1.8782	2.7482					
3/28/2016				19.9405	11.0351			
3/29/2016						22.385 (JO)	15.2958	14.6203
5/23/2016		1.44	2.76	21				
5/24/2016					12.8	85.8	18.5	14.7
7/21/2016		1.6	2.8	17	16			
7/22/2016						86		
7/25/2016								20
7/26/2016							19	
9/15/2016		1.6	2.4	16	15	84		
9/19/2016							31	22
11/15/2016		1.3	2.3	15				
11/16/2016					15	89	36	22
11/17/2016	22							
1/25/2017	50 (o)	1.5						
1/26/2017			2.7	13	16	85	49 (o)	
1/31/2017								44
3/22/2017		1.5	2.4	13	13	81		
3/23/2017	28						21	29
5/1/2017	25	1.4						
5/2/2017			2.5	25	10	76		18
5/3/2017							17	
7/19/2017	22							
8/4/2017	25							
8/24/2017	19							
10/3/2017		1.4	2.5	21	11	74		17
10/5/2017	18						16	
1/23/2018	14	1.2	2.4	26	10	57		
1/24/2018							10	14
6/19/2018			2.7					
6/20/2018		1.7						
6/21/2018							11	13
6/25/2018				30	11	62		
6/26/2018	9.2							
9/25/2018					14			
9/26/2018							20	17
10/1/2018			2.8					
10/2/2018	11	1.4				60		
10/3/2018				29				
1/21/2019			2.7			64		
1/22/2019							12	12
1/28/2019		1.6						
1/30/2019	14			31	9.7			
6/25/2019						59	14	11
6/26/2019	10	1.9	2.8	31	9.3			
9/10/2019						52	14	
9/11/2019		1.6						
9/12/2019	12		2.3	34	14			
9/16/2019								16
3/11/2020		3.8	4.7					
3/12/2020	11					52	18	

Time Series

Constituent: Sulfate as SO4 (mg/L) Analysis Run 8/13/2024 11:19 AM

Plant Wansley Client: Southern Company Data: Wansley Landfill

	GWC-33	GWC-34	GWC-35	GWC-5	GWC-6	GWC-7	GWC-8	GWC-9
3/16/2020				29	30			11
9/9/2020				27				
9/11/2020		1.2	2		12			16
9/14/2020						45	15	
9/16/2020	7							
3/16/2021		1.3	2.2			45	17	9.2
3/17/2021				26	12			
3/18/2021	9.1							
8/18/2021			2.7		13			
8/19/2021				29		45		
8/20/2021							17	
8/24/2021	8.1	1.4						
8/25/2021								14
3/2/2022		1.6	3.2	28	13	41	14	
3/9/2022	7.4							6.6
8/10/2022		0.89 (J)						
8/11/2022				26	14	38	19	
8/15/2022	7.7		2.4					
8/16/2022								27
2/15/2023							14	9.4
2/20/2023	7.5	1	2.2	25	9.8			
2/21/2023						40		
8/9/2023						36	19	25
8/14/2023				25	11			
8/15/2023	7.6							
8/16/2023		1.2	3.5					
2/14/2024				25	8.9			
2/19/2024								16
2/20/2024	11							
2/21/2024						45	19	
2/22/2024		2.5	4.7					

Time Series

Constituent: Thallium (mg/L) Analysis Run 8/13/2024 11:19 AM

Plant Wansley Client: Southern Company Data: Wansley Landfill

	GWA-1 (bg)	GWA-2 (bg)	GWA-28 (bg)	GWA-29 (bg)	GWA-3 (bg)	GWA-4 (bg)	GWC-10	GWC-11	GWC-12
8/31/2011					<0.001	<0.001			
9/13/2011								<0.001	<0.001
9/16/2011	<0.001		<0.001						
9/17/2011		<0.001		<0.001					
10/27/2011	<0.001	<0.001				<0.001			
10/28/2011			<0.001	<0.001				<0.001	<0.001
12/4/2011								<0.001	<0.001
12/12/2011			<0.001	<0.001					
12/13/2011	<0.001								
12/14/2011		<0.001				<0.001			
1/24/2012									<0.001
1/25/2012			<0.001						
1/31/2012	<0.001			<0.001					
2/1/2012						<0.001			
2/7/2012		<0.001							
2/9/2012								<0.001	
7/11/2012									<0.001
7/16/2012			<0.001						
7/17/2012				<0.001					
7/18/2012	<0.001							<0.001	
7/23/2012		<0.001				<0.001			
1/8/2013								<0.001	<0.001
1/23/2013		<0.001				<0.001			
1/24/2013	<0.001		<0.001	<0.001					
7/9/2013								<0.001	
7/10/2013									<0.001
7/17/2013	<0.001					<0.001			
7/23/2013			<0.001						
7/24/2013		<0.001		<0.001					
1/15/2014						<0.001		<0.001	
1/21/2014	<0.001								<0.001
1/22/2014		<0.001	<0.001	<0.001					
6/25/2014	<0.001				<0.001	<0.001		<0.001	
7/1/2014		<0.001	<0.001						<0.001
7/8/2014				<0.001					
1/14/2015	<0.001					0.0001 (J)			
7/21/2015	<0.001		<0.001		<0.001	0.0001 (J)			
7/22/2015		<0.001		<0.001					
1/19/2016				<0.001 (D)					
1/20/2016		<0.001				<0.001			
1/21/2016	<0.001								
1/22/2016			<0.001						
1/25/2016							<0.001		
1/26/2016								<0.001	<0.001
3/22/2016			<0.001	<0.001					
3/23/2016	<0.001	<0.001				<0.001			
3/29/2016								<0.001	<0.001
3/30/2016							<0.001		
3/31/2016					<0.001				
5/19/2016				<0.001		<0.001			
5/20/2016	<0.001								
5/23/2016			<0.001						

ND substitution: RL or RL/2 if <15% NDs.

Time Series

Constituent: Thallium (mg/L) Analysis Run 8/13/2024 11:19 AM

Plant Wansley Client: Southern Company Data: Wansley Landfill

	GWA-1 (bg)	GWA-2 (bg)	GWA-28 (bg)	GWA-29 (bg)	GWA-3 (bg)	GWA-4 (bg)	GWC-10	GWC-11	GWC-12
5/24/2016		<0.001							
5/25/2016					<0.001		<0.001	<0.001	<0.001
7/21/2016	<0.001			<0.001		<0.001			
7/22/2016									<0.001
7/25/2016			<0.001					<0.001	
7/26/2016		<0.001							
7/27/2016					<0.001		<0.001		
9/14/2016						<0.001			
9/15/2016	<0.001		<0.001						<0.001
9/16/2016		<0.001					<0.001		
9/19/2016								<0.001	
11/9/2016			<0.001						
11/10/2016		<0.001				<0.001			
11/11/2016	<0.001								
11/16/2016								<0.001	<0.001
11/17/2016							<0.001		
1/17/2017			<0.001	<0.001		<0.001			
1/19/2017	<0.001	<0.001							
1/31/2017								<0.001	<0.001
2/1/2017							<0.001		
3/16/2017	<0.001		<0.001			<0.001			
3/17/2017		<0.001							
3/23/2017								<0.001	<0.001
3/24/2017							<0.001		
4/27/2017			<0.001	<0.001		<0.001			
4/28/2017	<0.001	<0.001							
5/2/2017								<0.001	
5/3/2017							<0.001		<0.001
7/18/2017				<0.001					
8/1/2017			<0.001	<0.001	<0.001				
8/2/2017		<0.001				<0.001			
8/3/2017	<0.001								
8/7/2017								<0.001	<0.001
8/8/2017							<0.001		
10/3/2017					<0.001				
1/19/2018	<0.001	<0.001	<0.001	<0.001					
1/22/2018						<0.001			
1/24/2018								<0.001	<0.001
1/25/2018							<0.001		
6/19/2018	<0.001	<0.001	<0.001	<0.001		<0.001			
6/20/2018					<0.001			<0.001	
6/21/2018							<0.001		
6/26/2018									<0.001
1/17/2019	6.6E-05 (J)	<0.001				<0.001			
1/18/2019				<0.001	<0.001				
1/21/2019			<0.001						
1/24/2019								<0.001	
1/25/2019									<0.001
1/31/2019							<0.001		
6/24/2019	0.0002 (J)	<0.001				<0.001			
6/25/2019			<0.001	<0.001	<0.001				
6/26/2019							<0.001	<0.001	<0.001

ND substitution: RL or RL/2 if <15% NDs.

Time Series

Constituent: Thallium (mg/L) Analysis Run 8/13/2024 11:19 AM

Plant Wansley Client: Southern Company Data: Wansley Landfill

	GWA-1 (bg)	GWA-2 (bg)	GWA-28 (bg)	GWA-29 (bg)	GWA-3 (bg)	GWA-4 (bg)	GWC-10	GWC-11	GWC-12
9/9/2019	0.00015 (J)								
9/10/2019		<0.001	<0.001	<0.001		<0.001			
9/11/2019					<0.001				<0.001
9/16/2019								<0.001	
9/17/2019							<0.001		
3/10/2020	0.00029 (J)	0.00018 (J)	<0.001	<0.001	<0.001	<0.001			
3/16/2020								0.00067 (J)	
3/17/2020							<0.001		
3/18/2020									0.00037 (J)
9/9/2020	<0.001		<0.001	<0.001	<0.001	<0.001			
9/10/2020		<0.001					<0.001	<0.001	<0.001
3/15/2021	<0.001	<0.001	<0.001	<0.001	<0.001	<0.001			
3/16/2021									<0.001
3/17/2021								<0.001	
3/18/2021							<0.001		
8/16/2021	<0.001		<0.001						
8/18/2021		<0.001		<0.001	<0.001	<0.001			
8/19/2021									0.00032 (J)
8/20/2021							<0.001		
8/23/2021								<0.001	
2/28/2022	<0.001								
3/1/2022		<0.001	<0.001		<0.001	<0.001			
3/2/2022				<0.001					
3/7/2022								<0.001	<0.001
3/8/2022							<0.001		
8/9/2022	<0.001	<0.001	<0.001	<0.001	<0.001	<0.001			
8/15/2022								<0.001	
8/16/2022							<0.001		<0.001
2/13/2023				<0.001					
2/14/2023	<0.001	<0.001	<0.001		<0.001	<0.001			
2/15/2023							<0.001		<0.001
2/21/2023								<0.001	
8/8/2023				<0.001	<0.001				
8/9/2023	<0.001	<0.001	<0.001			<0.001			
8/10/2023							<0.001		
8/14/2023								<0.001	<0.001
2/13/2024	<0.001								
2/14/2024		<0.001	<0.001	<0.001		<0.001		<0.001	
2/20/2024							<0.001		<0.001

ND substitution: RL or RL/2 if <15% NDs.

Time Series

Constituent: Thallium (mg/L) Analysis Run 8/13/2024 11:19 AM

Plant Wansley Client: Southern Company Data: Wansley Landfill

	GWC-13	GWC-14	GWC-15	GWC-16	GWC-17	GWC-18	GWC-19	GWC-20	GWC-21
8/30/2011				<0.001	<0.001	<0.001	<0.001		
8/31/2011								<0.001	<0.001
9/13/2011	<0.001	<0.001							
9/16/2011			<0.001						
10/26/2011				<0.001		<0.001	<0.001		
10/27/2011		<0.001	<0.001		<0.001			<0.001	<0.001
10/28/2011	<0.001								
12/3/2011		<0.001	<0.001	<0.001	<0.001	<0.001	<0.001		
12/4/2011	<0.001							<0.001	<0.001
1/24/2012	<0.001	<0.001							
1/25/2012				<0.001	<0.001				
2/8/2012			<0.001			<0.001	<0.001	<0.001	<0.001
7/11/2012	<0.001	<0.001	<0.001	<0.001	<0.001	<0.001	<0.001	<0.001	
7/17/2012									<0.001
1/8/2013	<0.001	<0.001	<0.001	<0.001	<0.001	<0.001	<0.001	<0.001	
1/9/2013									<0.001
7/2/2013			<0.001	<0.001					
7/10/2013	<0.001	<0.001							
7/16/2013					<0.001	<0.001	<0.001	<0.001	<0.001
1/14/2014				<0.001	<0.001	<0.001			
1/21/2014	<0.001	0.0002 (J)	<0.001				0.0001 (J)	<0.001	<0.001
6/24/2014			<0.001			<0.001	<0.001	<0.001	<0.001
6/25/2014				<0.001	<0.001				
7/1/2014	<0.001	0.0001							
1/13/2015				<0.001		<0.001	<0.001	<0.001	<0.001
1/14/2015		0.0002 (J)	<0.001		<0.001				
7/22/2015		0.003 (JO)	<0.001	<0.001					
7/23/2015						<0.001	<0.001	<0.001	<0.001
1/26/2016									<0.001
1/27/2016	<0.001	0.000616 (J)	<0.001	<0.001	<0.001	<0.001	<0.001	<0.001	
3/29/2016	<0.001								
3/30/2016		0.000411 (J)	<0.001	<0.001	<0.001	<0.001	<0.001	<0.001	<0.001
5/25/2016	<0.001	0.000445 (J)	<0.001	<0.001	<0.001				
5/26/2016						<0.001	<0.001	<0.001	<0.001
7/25/2016						<0.001	<0.001	<0.001	
7/26/2016	<0.001	0.0013	<0.001						<0.001
7/27/2016				<0.001	<0.001				
9/15/2016	<0.001	0.00033 (J)							
9/16/2016				<0.001					
9/19/2016					<0.001	<0.001	<0.001		
9/20/2016			<0.001					<0.001	<0.001
11/17/2016	<0.001	0.00041 (J)	<0.001	<0.001	<0.001	<0.001	<0.001	<0.001	<0.001
1/31/2017	<0.001								
2/1/2017		0.00041 (J)	<0.001	<0.001	<0.001	<0.001			
2/2/2017							<0.001	<0.001	<0.001
3/23/2017	<0.001	0.0004 (J)	<0.001						
3/24/2017				<0.001	<0.001	<0.001	<0.001		
3/28/2017								<0.001	<0.001
5/3/2017	<0.001	0.00058	<0.001	<0.001	<0.001	<0.001	<0.001		
5/4/2017								<0.001	<0.001
8/4/2017	<0.001		<0.001						
8/7/2017		0.00046 (J)		<0.001	<0.001	<0.001	<0.001	<0.001	<0.001

ND substitution: RL or RL/2 if <15% NDs.

Time Series

Constituent: Thallium (mg/L) Analysis Run 8/13/2024 11:19 AM

Plant Wansley Client: Southern Company Data: Wansley Landfill

	GWC-13	GWC-14	GWC-15	GWC-16	GWC-17	GWC-18	GWC-19	GWC-20	GWC-21
1/25/2018	<0.001	0.00049 (J)	<0.001	<0.001	<0.001	<0.001	<0.001		
1/26/2018								<0.001	<0.001
6/20/2018	<0.001	0.00038 (J)	<0.001	<0.001					<0.001
6/21/2018						<0.001	<0.001	<0.001	
6/26/2018					<0.001				
1/22/2019	<0.001	0.00047 (J)	<0.001						
1/24/2019					<0.001				<0.001
1/25/2019				<0.001					
1/28/2019						<0.001	<0.001	<0.001	
6/25/2019	<0.001	0.00046 (J)	<0.001	<0.001	<0.001			<0.001	<0.001
6/26/2019							<0.001		
6/27/2019						<0.001			
9/11/2019				<0.001	<0.001	<0.001		<0.001	0.00026 (J)
9/12/2019	<0.001	0.00047 (J)					<0.001		
9/17/2019			<0.001						
3/12/2020	<0.001								
3/16/2020			0.00025 (J)						
3/17/2020		0.00055 (J)		<0.001	<0.001	<0.001			
3/18/2020							<0.001	<0.001	<0.001
9/10/2020	0.00022 (J)	0.00053 (J)	0.00034 (J)						
9/11/2020				<0.001					
9/14/2020					<0.001	<0.001			
9/15/2020							<0.001	<0.001	<0.001
3/16/2021					<0.001	<0.001		0.00035 (J)	0.00034 (J)
3/17/2021	<0.001	0.00043 (J)		<0.001			0.00033 (J)		
3/18/2021			<0.001						
8/19/2021									0.00052 (J)
8/20/2021				<0.001	<0.001				
8/23/2021	<0.001	0.00055 (J)							
8/24/2021			<0.001			<0.001	<0.001	<0.001	
3/7/2022		<0.001	<0.001					<0.001	<0.001
3/8/2022	<0.001			<0.001	<0.001	<0.001	<0.001		
8/11/2022					<0.001	<0.001	<0.001		
8/15/2022	<0.001								
8/16/2022		0.00039 (J)	<0.001	<0.001				<0.001	<0.001
2/17/2023		0.00044 (J)							
2/20/2023				<0.001	<0.001	<0.001			
2/21/2023	<0.001		<0.001				<0.001		<0.001
2/22/2023								<0.001	
8/9/2023						<0.001	<0.001	<0.001	<0.001
8/10/2023					<0.001				
8/14/2023		0.00079 (J)	<0.001	<0.001					
8/16/2023	<0.001								
2/19/2024	<0.001	0.00058 (J)							<0.001
2/20/2024					<0.001			<0.001	
2/21/2024			<0.001	<0.001		<0.001	<0.001		

Time Series

Constituent: Thallium (mg/L) Analysis Run 8/13/2024 11:19 AM

Plant Wansley Client: Southern Company Data: Wansley Landfill

	GWC-22	GWC-23	GWC-24	GWC-25	GWC-26	GWC-27	GWC-30	GWC-31	GWC-32
9/15/2011	<0.001						<0.001		<0.001
9/16/2011		<0.001							
9/17/2011				<0.001	<0.001	<0.001		<0.001	
10/28/2011							<0.001		
10/29/2011	<0.001	<0.001			<0.001	<0.001			
10/31/2011				<0.001				<0.001	<0.001
12/13/2011	<0.001	<0.001					<0.001		<0.001
12/14/2011				<0.001	<0.001	<0.001			
1/25/2012	<0.001					<0.001			
1/31/2012		<0.001							
2/1/2012									<0.001
2/7/2012				<0.001	<0.001			<0.001	
2/8/2012							<0.001		
7/17/2012				<0.001	<0.001	<0.001			<0.001
7/18/2012	<0.001	<0.001					<0.001		
1/22/2013	<0.001	<0.001							
1/23/2013								<0.001	<0.001
1/24/2013					<0.001	<0.001	<0.001		
7/16/2013	<0.001								
7/23/2013		<0.001							
7/24/2013				<0.001	<0.001	<0.001	<0.001		<0.001
1/21/2014	<0.001								
1/22/2014		<0.001							
1/23/2014				<0.001	<0.001	0.0001 (J)	<0.001	<0.001	<0.001
6/25/2014	<0.001								
7/1/2014		<0.001					<0.001	<0.001	<0.001
7/8/2014			<0.001	<0.001	<0.001	0.0001			
1/14/2015	<0.001								
7/23/2015	<0.001								
1/19/2016							<0.001		
1/20/2016			<0.001						
1/21/2016		<0.001		<0.001					
1/22/2016						0.000193 (J)			
1/25/2016					<0.001			<0.001	<0.001
1/26/2016	<0.001								
3/23/2016						<0.001	<0.001		<0.001
3/24/2016					<0.001				
3/28/2016				<0.001					
3/29/2016		<0.001							
3/30/2016			<0.001					<0.001	
3/31/2016	<0.001								
5/20/2016							<0.001		
5/24/2016						<0.001			<0.001
5/25/2016		<0.001	<0.001	<0.001	<0.001			<0.001	
5/26/2016	<0.001								
7/21/2016							<0.001		
7/22/2016									<0.001
7/26/2016	<0.001				<0.001	0.00017 (J)			
7/27/2016		<0.001	<0.001	<0.001				<0.001	
9/16/2016			<0.001						<0.001
9/19/2016				<0.001	<0.001	0.00016 (J)			
9/20/2016	<0.001	<0.001					<0.001		

ND substitution: RL or RL/2 if <15% NDs.

Time Series

Constituent: Thallium (mg/L) Analysis Run 8/13/2024 11:19 AM

Plant Wansley Client: Southern Company Data: Wansley Landfill

	GWC-22	GWC-23	GWC-24	GWC-25	GWC-26	GWC-27	GWC-30	GWC-31	GWC-32
11/11/2016						<0.001			
11/14/2016					<0.001		<0.001		
11/15/2016				<0.001					<0.001
11/17/2016	<0.001								
11/18/2016		<0.001	<0.001						
1/19/2017					<0.001				
1/20/2017						0.00016 (J)			
1/24/2017				<0.001			<0.001		
1/25/2017								<0.001	
1/26/2017									<0.001
2/3/2017	<0.001	<0.001	<0.001						
3/16/2017					<0.001	0.00017 (J)			
3/17/2017							<0.001		
3/23/2017				<0.001				<0.001	
3/24/2017									<0.001
3/28/2017	<0.001	<0.001							
3/29/2017			<0.001						
4/28/2017						0.00018 (J)			
5/1/2017					<0.001		<0.001		
5/2/2017				<0.001				<0.001	<0.001
5/3/2017	<0.001								
5/4/2017		<0.001	<0.001						
7/19/2017								<0.001	
8/3/2017				<0.001	<0.001	0.00016 (J)			<0.001
8/4/2017							<0.001	<0.001	
8/8/2017	<0.001	<0.001	<0.001						
1/19/2018						0.00016 (J)			
1/22/2018					<0.001				
1/23/2018								<0.001	<0.001
1/24/2018							<0.001		
1/25/2018	<0.001	<0.001	<0.001	<0.001					
6/20/2018	<0.001	<0.001							
6/21/2018							<0.001		
6/26/2018									<0.001
6/27/2018			<0.001	<0.001	<0.001	0.00015 (J)		<0.001	
1/24/2019	<0.001			<0.001	<0.001	0.0002 (J)			
1/25/2019		<0.001							
1/30/2019							<0.001		<0.001
1/31/2019			<0.001					<0.001	
6/25/2019	<0.001			<0.001	<0.001				
6/26/2019		<0.001	<0.001			0.00019 (J)		<0.001	
6/27/2019							<0.001		<0.001
9/10/2019	<0.001						<0.001		
9/11/2019			0.00023 (J)	0.00028 (J)				<0.001	
9/12/2019		<0.001			<0.001	0.00021 (J)			<0.001
3/11/2020							<0.001		
3/12/2020			<0.001	<0.001		0.0002 (J)			
3/13/2020					<0.001				
3/17/2020								0.00017 (J)	
3/18/2020	0.00066 (J)	0.00024 (J)							<0.001
9/9/2020						0.00017 (J)			
9/10/2020	<0.001	<0.001					0.00021 (J)		

ND substitution: RL or RL/2 if <15% NDs.

Time Series

Constituent: Thallium (mg/L) Analysis Run 8/13/2024 11:19 AM

Plant Wansley Client: Southern Company Data: Wansley Landfill

	GWC-22	GWC-23	GWC-24	GWC-25	GWC-26	GWC-27	GWC-30	GWC-31	GWC-32
9/11/2020								<0.001	
9/14/2020				<0.001					
9/15/2020			<0.001		<0.001				<0.001
3/15/2021	0.00052 (J)								
3/16/2021								<0.001	
3/17/2021				0.00015 (J)	<0.001				<0.001
3/18/2021		0.00051 (J)	0.00025 (J)			0.00021 (J)	<0.001		
8/19/2021	0.00025 (J)		<0.001	<0.001	<0.001				
8/23/2021		<0.001				0.00018 (J)	<0.001		
8/24/2021									<0.001
8/25/2021								<0.001	
3/2/2022							<0.001		
3/8/2022	<0.001			<0.001		<0.001			
3/9/2022		<0.001			<0.001				<0.001
3/10/2022			<0.001					<0.001	
8/10/2022				<0.001	<0.001	<0.001	<0.001		<0.001
8/16/2022		<0.001						<0.001	
8/17/2022	<0.001								
8/18/2022			<0.001						
2/14/2023	<0.001						<0.001		
2/15/2023									<0.001
2/16/2023			<0.001						
2/20/2023						<0.001			
2/21/2023		<0.001		<0.001	<0.001				
2/22/2023								<0.001	
8/14/2023	<0.001								
8/15/2023		<0.001		<0.001		<0.001			<0.001
8/16/2023			<0.001		<0.001		<0.001	<0.001	
2/14/2024	<0.001								
2/19/2024		<0.001							
2/20/2024					<0.001	<0.001			<0.001
2/21/2024				<0.001			<0.001	<0.001	
2/22/2024			<0.001						

ND substitution: RL or RL/2 if <15% NDs.

Time Series

Constituent: Thallium (mg/L) Analysis Run 8/13/2024 11:19 AM

Plant Wansley Client: Southern Company Data: Wansley Landfill

	GWC-33	GWC-34	GWC-35	GWC-5	GWC-6	GWC-7	GWC-8	GWC-9
8/31/2011				<0.001	<0.001			
9/7/2011						<0.001	<0.001	<0.001
9/16/2011	<0.001	<0.001	<0.001					
10/27/2011				<0.001				
10/30/2011	<0.001				<0.001	<0.001	<0.001	<0.001
10/31/2011		<0.001	<0.001					
12/4/2011								<0.001
12/5/2011				<0.001	<0.001	<0.001	<0.001	
12/12/2011	<0.001	<0.001	<0.001					
1/19/2012							<0.001	<0.001
1/25/2012				<0.001	<0.001	<0.001		
2/1/2012	<0.001	<0.001	<0.001					
7/16/2012		<0.001	<0.001					
7/17/2012	<0.001							
7/18/2012				<0.001		<0.001	<0.001	<0.001
7/23/2012					<0.001			
7/24/2012					<0.001			
1/7/2013						<0.001	<0.001	
1/8/2013					<0.001			<0.001
1/9/2013				<0.001				
1/22/2013		<0.001	<0.001					
1/23/2013	<0.001							
7/2/2013			<0.001					
7/9/2013					<0.001	<0.001	<0.001	<0.001
7/17/2013	<0.001	<0.001		<0.001				
1/14/2014						<0.001	<0.001	<0.001
1/15/2014				<0.001	<0.001			
1/21/2014			<0.001					
1/23/2014	0.0002 (J)	<0.001						
6/24/2014						<0.001	<0.001	<0.001
6/25/2014		<0.001	0.0001	<0.001	<0.001			
1/13/2015				<0.001				
1/14/2015		<0.001	<0.001					
7/24/2015				<0.001	7E-05 (J)			
1/20/2016				<0.001	6.7E-05 (J)			
1/21/2016		<0.001	<0.001					
1/25/2016	0.000227 (J)							
1/26/2016						8.5E-05 (J)	<0.001	7.3E-05 (J)
3/23/2016	<0.001							
3/24/2016		<0.001	<0.001					
3/28/2016				<0.001	<0.001			
3/29/2016						<0.001	<0.001	<0.001
5/23/2016		<0.001	<0.001	<0.001				
5/24/2016	0.000242 (J)				<0.001	<0.001	<0.001	<0.001
7/21/2016		<0.001	<0.001	<0.001	<0.001			
7/22/2016	0.00022 (J)					<0.001		
7/25/2016								<0.001
7/26/2016							<0.001	
9/15/2016		<0.001	<0.001	<0.001	<0.001	<0.001		
9/16/2016	0.00021 (J)							
9/19/2016							<0.001	0.00026 (J)
11/15/2016		<0.001	<0.001	<0.001				

ND substitution: RL or RL/2 if <15% NDs.

Time Series

Constituent: Thallium (mg/L) Analysis Run 8/13/2024 11:19 AM

Plant Wansley Client: Southern Company Data: Wansley Landfill

	GWC-33	GWC-34	GWC-35	GWC-5	GWC-6	GWC-7	GWC-8	GWC-9
11/16/2016					0.00012 (J)	<0.001	9E-05 (J)	0.00015 (J)
11/17/2016	0.00017 (J)							
1/25/2017	<0.001	<0.001						
1/26/2017			<0.001	<0.001	<0.001	<0.001	0.00012 (J)	
1/31/2017								<0.001
3/22/2017		<0.001	<0.001	<0.001	<0.001	<0.001		
3/23/2017	0.00017 (J)						<0.001	<0.001
5/1/2017	0.00018 (J)	<0.001						
5/2/2017			<0.001	<0.001	<0.001	<0.001		<0.001
5/3/2017							0.00016 (J)	
8/3/2017		<0.001	<0.001	<0.001	<0.001			
8/4/2017	0.00016 (J)					<0.001		
8/7/2017							0.0001 (J)	<0.001
1/23/2018	0.00012 (J)	<0.001	<0.001	<0.001	<0.001	<0.001		
1/24/2018							<0.001	<0.001
6/19/2018			<0.001					
6/20/2018		<0.001						
6/21/2018							<0.001	<0.001
6/25/2018				<0.001	0.00011 (J)	<0.001		
6/26/2018	0.00013 (J)							
1/21/2019			<0.001			<0.001		
1/22/2019							<0.001	<0.001
1/28/2019		<0.001						
1/30/2019	<0.001			<0.001	<0.001			
6/25/2019						<0.001	<0.001	<0.001
6/26/2019	0.0002 (J)	0.00014 (J)	0.00019 (J)	<0.001	<0.001			
9/10/2019						<0.001	<0.001	
9/11/2019		<0.001						
9/12/2019	<0.001		<0.001	<0.001	0.00017 (J)			
9/16/2019								<0.001
3/11/2020		<0.001	<0.001					
3/12/2020	0.00035 (J)					<0.001	0.00064 (J)	
3/16/2020				<0.001	0.00015 (J)			0.00044 (J)
9/9/2020				<0.001				
9/11/2020		<0.001	0.0004 (J)		0.00025 (J)			0.00017 (J)
9/14/2020						<0.001	<0.001	
9/16/2020	<0.001							
3/16/2021		<0.001	<0.001			<0.001	<0.001	0.00017 (J)
3/17/2021				<0.001	<0.001			
3/18/2021	<0.001							
8/18/2021			<0.001		<0.001			
8/19/2021				<0.001		<0.001		
8/20/2021							0.00028 (J)	
8/24/2021	0.00032 (J)	<0.001						
8/25/2021								<0.001
3/2/2022		<0.001	<0.001	<0.001	<0.001	<0.001	<0.001	
3/9/2022	<0.001							<0.001
8/10/2022		<0.001						
8/11/2022				<0.001	<0.001	<0.001	<0.001	
8/15/2022	<0.001		<0.001					
8/16/2022								0.00026 (J)
2/15/2023							<0.001	<0.001

ND substitution: RL or RL/2 if <15% NDs.

Time Series

Constituent: Thallium (mg/L) Analysis Run 8/13/2024 11:19 AM

Plant Wansley Client: Southern Company Data: Wansley Landfill

	GWC-33	GWC-34	GWC-35	GWC-5	GWC-6	GWC-7	GWC-8	GWC-9
2/20/2023	<0.001	<0.001	<0.001	<0.001	<0.001			
2/21/2023						<0.001		
8/9/2023						<0.001	<0.001	<0.001
8/14/2023				<0.001	<0.001			
8/15/2023	<0.001							
8/16/2023		<0.001	<0.001					
2/14/2024				<0.001	<0.001			
2/19/2024								<0.001
2/20/2024	<0.001							
2/21/2024						<0.001	<0.001	
2/22/2024		<0.001	<0.001					

ND substitution: RL or RL/2 if <15% NDs.

Time Series

Constituent: Total Dissolved Solids [TDS] (mg/L) Analysis Run 8/13/2024 11:19 AM

Plant Wansley Client: Southern Company Data: Wansley Landfill

	GWA-1 (bg)	GWA-2 (bg)	GWA-28 (bg)	GWA-29 (bg)	GWA-3 (bg)	GWA-4 (bg)	GWC-10	GWC-11	GWC-12
3/22/2016			69	92					
3/23/2016	<10	41				139			
3/29/2016								163	151
3/30/2016							177		
3/31/2016					401				
5/19/2016				99		175			
5/20/2016	<10								
5/23/2016			92						
5/24/2016		51							
5/25/2016					150		181	197	175
7/21/2016	14			100		170			
7/22/2016									130
7/25/2016			38					220	
7/26/2016		8							
7/27/2016					250		210		
9/14/2016						150			
9/15/2016	12		64						160
9/16/2016		40					190		
9/19/2016								240	
11/9/2016			80						
11/10/2016		58				180			
11/11/2016	4 (J)								
11/16/2016								200	230
11/17/2016							240		
1/17/2017			54	66		130			
1/19/2017	<10	28							
1/31/2017								110	170
2/1/2017							120		
3/16/2017	14		40			180			
3/17/2017		<5							
3/23/2017								140	220
3/24/2017							180		
4/27/2017			84	92		160			
4/28/2017	<10	<5							
5/2/2017								180	
5/3/2017							170		150
7/18/2017				84 (J)					
8/1/2017				60 (J)					
10/3/2017		36	70	46	410	140			
10/4/2017	34						230	210	190
1/19/2018	<10	10	36	4 (J)					
1/22/2018						140			
1/24/2018								130	210
1/25/2018							190		
6/19/2018	16	<5	70	66		160			
6/20/2018					230			140	
6/21/2018							32		
6/26/2018									200
9/25/2018	24	32	36	80		130			
9/27/2018							200	130	
9/28/2018									180
1/17/2019	20	46				160			

ND substitution: RL or RL/2 if <15% NDs.

Time Series

Constituent: Total Dissolved Solids [TDS] (mg/L) Analysis Run 8/13/2024 11:19 AM

Plant Wansley Client: Southern Company Data: Wansley Landfill

	GWA-1 (bg)	GWA-2 (bg)	GWA-28 (bg)	GWA-29 (bg)	GWA-3 (bg)	GWA-4 (bg)	GWC-10	GWC-11	GWC-12
1/18/2019				81	140				
1/21/2019			58						
1/24/2019								<10	
1/25/2019									170
1/31/2019							150		
6/24/2019	21	72				170			
6/25/2019			88	97	130				
6/26/2019							46	87	140
9/9/2019	16								
9/10/2019		52	86	120		190			
9/11/2019					130				220
9/16/2019								190	
9/17/2019							120		
3/10/2020	12	43	40	50	170	190			
3/16/2020								46	
3/17/2020							140		
3/18/2020									200
9/9/2020	12		43	58	150	170			
9/10/2020		40					170	160	220
3/15/2021	<10	39	54	77	170	120			
3/16/2021									250
3/17/2021								170	
3/18/2021							130		
8/16/2021	15		50						
8/18/2021		50		76	170	150			
8/19/2021									240
8/20/2021							140		
8/23/2021								190	
2/28/2022	25								
3/1/2022		26	72		180	140			
3/2/2022				85					
3/7/2022								130	220
3/8/2022							130		
8/9/2022	21	52	85	93	180	190			
8/15/2022								170	
8/16/2022							150		250
2/13/2023				88					
2/14/2023	17	43	90		160	150			
2/15/2023							130		220
2/21/2023								40	
8/8/2023				97	220				
8/9/2023	<10	47	76			160			
8/10/2023							120		
8/14/2023								130	250
2/13/2024	18								
2/14/2024		46	82	84		170		60	
2/20/2024							120		220

ND substitution: RL or RL/2 if <15% NDs.

Time Series

Constituent: Total Dissolved Solids [TDS] (mg/L) Analysis Run 8/13/2024 11:19 AM

Plant Wansley Client: Southern Company Data: Wansley Landfill

	GWC-13	GWC-14	GWC-15	GWC-16	GWC-17	GWC-18	GWC-19	GWC-20	GWC-21
3/29/2016	48								
3/30/2016		165	94	75	97	84	69	88	42
5/25/2016	61	233	90	91	97				
5/26/2016						80	75	65	42
7/25/2016						54	44	80	
7/26/2016	40	330	64						48
7/27/2016				76	110				
9/15/2016	54	350							
9/16/2016				78					
9/19/2016					110	96	74		
9/20/2016			72					84	56
11/17/2016	64	440	46	110	74	42	34	84	34
1/31/2017	36								
2/1/2017		150	70	70	100	66			
2/2/2017							96	100	36
3/23/2017	76	250	100						
3/24/2017				100	110	88	82		
3/28/2017								82	48
5/3/2017	32	190	84	18	28	64	42		
5/4/2017								88	22
10/4/2017		520	60		84				
10/5/2017	42			10		50	50		
10/6/2017								120	70
1/25/2018	48	160	86	56	72	70	60		
1/26/2018								96	52
6/20/2018	12	310	64	84					36
6/21/2018						84	76	78	
6/26/2018					72				
9/27/2018							62	110	56
9/28/2018						74			
10/1/2018		250	94	86					
10/2/2018	72				120				
1/22/2019	42	200	79						
1/24/2019					82				42
1/25/2019				51					
1/28/2019						77	69	95	
6/25/2019	56	280	99	91	110			100	63
6/26/2019							<10		
6/27/2019						77			
9/11/2019				85	92	64		74	16
9/12/2019	73	470					87		
9/17/2019			75						
3/12/2020	56								
3/16/2020			100						
3/17/2020		370		93	84	90			
3/18/2020							64	78	49
9/10/2020	44	390	79						
9/11/2020				83					
9/14/2020					91	96			
9/15/2020							51	82	54
3/16/2021					99	93		100	65
3/17/2021	42	430		91			67		

ND substitution: RL or RL/2 if <15% NDs.

Time Series

Constituent: Total Dissolved Solids [TDS] (mg/L) Analysis Run 8/13/2024 11:19 AM

Plant Wansley Client: Southern Company Data: Wansley Landfill

	GWC-13	GWC-14	GWC-15	GWC-16	GWC-17	GWC-18	GWC-19	GWC-20	GWC-21
3/18/2021			86						
8/19/2021									84
8/20/2021				83	98				
8/23/2021	56	290							
8/24/2021			80			99	85	96	
3/7/2022		320	80					72	43
3/8/2022	38			70	87	72	61		
8/11/2022					100	92	74		
8/15/2022	64								
8/16/2022		380	84	95				100	68
2/17/2023		260							
2/20/2023				90	100	88			
2/21/2023	58		79				79		50
2/22/2023								98	
8/9/2023						91	71	94	80
8/10/2023					100				
8/14/2023		280	84	98					
8/16/2023	57								
2/19/2024	57	290							53
2/20/2024					100			100	
2/21/2024			89	91		93	81		

Time Series

Constituent: Total Dissolved Solids [TDS] (mg/L) Analysis Run 8/13/2024 11:19 AM

Plant Wansley Client: Southern Company Data: Wansley Landfill

	GWC-22	GWC-23	GWC-24	GWC-25	GWC-26	GWC-27	GWC-30	GWC-31	GWC-32
3/23/2016						46	51		75
3/24/2016					48				
3/28/2016				90					
3/29/2016		53							
3/30/2016			39					128	
3/31/2016	102								
5/20/2016							58		
5/24/2016						34			83
5/25/2016		33	30		42			118	
5/26/2016	108			75					
7/21/2016							42		
7/22/2016									76
7/26/2016	82				20	16			
7/27/2016		30	28	78					
9/16/2016			22						84
9/19/2016				100	48	52			
9/20/2016	100	42					52		
11/11/2016						56			
11/14/2016					40		38		
11/15/2016				110					94
11/17/2016	110								
11/18/2016		4 (J)	28						
1/19/2017					10				
1/20/2017						38			
1/24/2017				96			36		
1/25/2017								120	
1/26/2017									68
2/3/2017	110	20	26						
3/16/2017					<5	32			
3/17/2017							48		
3/23/2017				96					
3/24/2017									110
3/28/2017	98	38							
3/29/2017			28						
4/28/2017						46			
5/1/2017					10		10		
5/2/2017				100					76
5/3/2017	98								
5/4/2017		54	30						
7/19/2017								100	
10/3/2017						12			
10/4/2017					60		74		
10/5/2017	<5	26	12	86					
10/6/2017								120	130
1/19/2018						<10			
1/22/2018					40				
1/23/2018								70	110
1/24/2018							10		
1/25/2018	98	32	20	100					
6/20/2018	94	54							
6/21/2018							28		
6/26/2018									66

ND substitution: RL or RL/2 if <15% NDs.

Time Series

Constituent: Total Dissolved Solids [TDS] (mg/L) Analysis Run 8/13/2024 11:19 AM

Plant Wansley Client: Southern Company Data: Wansley Landfill

	GWC-22	GWC-23	GWC-24	GWC-25	GWC-26	GWC-27	GWC-30	GWC-31	GWC-32
6/27/2018			24	60	8	54		92	
9/26/2018				60					
9/27/2018					86	58			
9/28/2018			16						
10/1/2018	100	140 (o)							
10/2/2018									100
10/3/2018							42	86	
1/24/2019	100			54	34	<10			
1/25/2019		<10							
1/30/2019							53		91
1/31/2019			30					160	
6/25/2019	110			58	49				
6/26/2019		44	<10			<10		110	
6/27/2019							30		47
9/10/2019	120						46		
9/11/2019			<10	53					
9/12/2019		58			61	50			100
3/11/2020							44		
3/12/2020			23	76		26			
3/13/2020					32				
3/17/2020								86	
3/18/2020	93	29							120
9/9/2020						52			
9/10/2020	100	40					40		
9/11/2020								110	
9/14/2020				44					
9/15/2020			21		43				92
3/15/2021	89								
3/16/2021								96	
3/17/2021				56	35				79
3/18/2021		29	20			34	49		
8/19/2021	120		30	81	50				
8/23/2021		47				30	54		
8/24/2021									94
8/25/2021								110	
3/2/2022							41		
3/8/2022	89			59 (D)		25			
3/9/2022		40			28				74
3/10/2022			15					87	
8/10/2022				77	39	46	54		90
8/16/2022		42						74	
8/17/2022	110								
8/18/2022			25						
2/14/2023	110						53		
2/15/2023									79
2/16/2023			19						
2/20/2023						34			
2/21/2023		44		74	42				
2/22/2023								90	
8/14/2023	110								
8/15/2023		45		85		51			84
8/16/2023			28		46		55	100	

ND substitution: RL or RL/2 if <15% NDs.

Time Series

Constituent: Total Dissolved Solids [TDS] (mg/L) Analysis Run 8/13/2024 11:19 AM

Plant Wansley Client: Southern Company Data: Wansley Landfill

	GWC-22	GWC-23	GWC-24	GWC-25	GWC-26	GWC-27	GWC-30	GWC-31	GWC-32
2/14/2024	110								
2/19/2024		43							
2/20/2024					42	40			83
2/21/2024				82			56	90	
2/22/2024			45						

Time Series

Constituent: Total Dissolved Solids [TDS] (mg/L) Analysis Run 8/13/2024 11:19 AM

Plant Wansley Client: Southern Company Data: Wansley Landfill

	GWC-33	GWC-34	GWC-35	GWC-5	GWC-6	GWC-7	GWC-8	GWC-9
3/23/2016	80							
3/24/2016		55	33					
3/28/2016				172	92			
3/29/2016						517	172	93
5/23/2016		61	48	189				
5/24/2016					115	494	196	162
7/21/2016		32	36	170	120			
7/22/2016						430		
7/25/2016								200
7/26/2016							160	
9/15/2016		62	38	180	130	460		
9/19/2016							220	340 (o)
11/15/2016		56	44	180				
11/16/2016					150	500	240	280 (o)
11/17/2016	140							
1/25/2017	160	<5						
1/26/2017			<5	120	74	440	130	
1/31/2017								160
3/22/2017		58	34	110	120	440		
3/23/2017	120						190	230
5/1/2017	72	22						
5/2/2017			4 (J)	140	82	420		150
5/3/2017							160	
7/19/2017	120							
8/4/2017	90							
8/24/2017	82							
10/3/2017		16	26	170	100	450		190
10/5/2017	74						200	
1/23/2018	100	64	56	210	120	390		
1/24/2018							94	160
6/19/2018			28					
6/20/2018		<5						
6/21/2018							210	150
6/25/2018				200	110	400		
6/26/2018	100							
9/25/2018					120			
9/26/2018							180	130
10/1/2018			40					
10/2/2018	120	98				440		
10/3/2018				230				
1/21/2019			17			340		
1/22/2019							86	68
1/28/2019		33						
1/30/2019	100			220	120			
6/25/2019						400	200	160
6/26/2019	100	61	46	120	41			
9/10/2019						380	220	
9/11/2019		20						
9/12/2019	110		51	230	170			
9/16/2019								190
3/11/2020		36	42					
3/12/2020	120					360	140	

ND substitution: RL or RL/2 if <15% NDs.

Time Series

Constituent: Total Dissolved Solids [TDS] (mg/L) Analysis Run 8/13/2024 11:19 AM

Plant Wansley Client: Southern Company Data: Wansley Landfill

	GWC-33	GWC-34	GWC-35	GWC-5	GWC-6	GWC-7	GWC-8	GWC-9
3/16/2020				210	110			100
9/9/2020				210				
9/11/2020		36	32		160			160
9/14/2020						380	190	
9/16/2020	94							
3/16/2021		46	42			390	170	100
3/17/2021				180	110			
3/18/2021	93							
8/18/2021			50		140			
8/19/2021				220		380		
8/20/2021							170	
8/24/2021	100	44						
8/25/2021								130
3/2/2022		42	28	180	130	370	150	
3/9/2022	97							82
8/10/2022		53						
8/11/2022				190	120	370	190	
8/15/2022	92		52					
8/16/2022								140
2/15/2023							130	64
2/20/2023	87	48	53	200	130			
2/21/2023						370		
8/9/2023						330	180	120
8/14/2023				210	130			
8/15/2023	100							
8/16/2023		52	64					
2/14/2024				210	130			
2/19/2024								69
2/20/2024	97							
2/21/2024						350	130	
2/22/2024		56	81					

Time Series

Constituent: Vanadium (mg/L) Analysis Run 8/13/2024 11:19 AM

Plant Wansley Client: Southern Company Data: Wansley Landfill

	GWA-1 (bg)	GWA-2 (bg)	GWA-28 (bg)	GWA-29 (bg)	GWA-3 (bg)	GWA-4 (bg)	GWC-10	GWC-11	GWC-12
8/31/2011					<0.002	<0.002			
9/13/2011								0.0064	<0.002
9/16/2011	<0.002		<0.002						
9/17/2011		<0.002		<0.002					
10/27/2011	<0.002	<0.002				<0.002			
10/28/2011			<0.002	<0.002				<0.0025	<0.002
12/4/2011								<0.0025	<0.002
12/12/2011			<0.002	<0.002					
12/13/2011	<0.002								
12/14/2011		<0.002				<0.002			
1/24/2012									<0.002
1/25/2012			<0.002						
1/31/2012	<0.002			<0.002					
2/1/2012						<0.002			
2/7/2012		<0.002							
2/9/2012								<0.0025	
7/11/2012									<0.002
7/16/2012			<0.002						
7/17/2012				<0.002					
7/18/2012	<0.002							0.0062	
7/23/2012		<0.002				<0.002			
1/8/2013								<0.0025	<0.002
1/23/2013		<0.002				<0.002			
1/24/2013	<0.002		<0.002	<0.002					
7/9/2013								0.0053	
7/10/2013									<0.002
7/17/2013	<0.002					<0.002			
7/23/2013			<0.002						
7/24/2013		<0.002		<0.002					
1/15/2014						0.0016 (J)		0.0064	
1/21/2014	<0.002								<0.002
1/22/2014		<0.002	0.00072 (J)	<0.002					
6/25/2014	<0.002				<0.002	0.00084 (J)		0.0064	
7/1/2014		0.0012 (J)	<0.002						<0.002
7/8/2014				<0.002 (D)					
1/14/2015	<0.002					0.0014 (J)			
1/21/2015			<0.002	<0.002				0.0059	<0.002
1/22/2015		0.0013 (J)							
7/21/2015	<0.002		<0.002		<0.002	<0.002			
7/22/2015		<0.002		<0.002					
7/28/2015								0.0054	<0.002
1/19/2016				<0.002 (D)					
1/20/2016		<0.002				<0.002			
1/21/2016	<0.002								
1/22/2016			<0.002						
1/25/2016							<0.002		
1/26/2016								0.0019 (J)	<0.002
1/17/2017			<0.002	<0.002		<0.002			
1/19/2017	<0.002	<0.002							
1/31/2017								0.0029	<0.002
2/1/2017							0.0032		
8/1/2017			<0.002	<0.002 (*)	<0.002				

ND substitution: RL or RL/2 if <15% NDs.

Time Series

Constituent: Vanadium (mg/L) Analysis Run 8/13/2024 11:19 AM

Plant Wansley Client: Southern Company Data: Wansley Landfill

	GWA-1 (bg)	GWA-2 (bg)	GWA-28 (bg)	GWA-29 (bg)	GWA-3 (bg)	GWA-4 (bg)	GWC-10	GWC-11	GWC-12
8/2/2017		<0.002				<0.002			
8/3/2017	<0.002								
8/7/2017								0.0024 (J)	<0.002
8/8/2017							<0.002		
1/19/2018	<0.002	<0.002	<0.002	<0.002					
1/22/2018						0.002 (J)			
1/24/2018								<0.0025	<0.002
1/25/2018							0.003		
6/19/2018	<0.002	0.0024 (J)	<0.002	0.0014 (J)		0.0019 (J)			
6/20/2018					<0.002			0.003	
6/21/2018							0.0018 (J)		
6/26/2018									<0.002
1/17/2019	0.0012	0.0016				0.0016			
1/18/2019				0.0015	0.0019				
1/21/2019			0.0012						
1/24/2019								0.0032	
1/25/2019									<0.002
1/31/2019							0.0015		
6/24/2019	0.0028	0.0018				0.002			
6/25/2019			0.0025	0.0023	0.0028				
6/26/2019							0.0014	0.0035	0.0013
9/9/2019	<0.002								
9/10/2019		0.0011	0.0012	<0.002		<0.002			
9/11/2019					0.0014				0.0011
9/16/2019								0.0035	
9/17/2019							<0.002		
3/10/2020	<0.002	<0.002	<0.002	<0.002	<0.002	<0.002			
3/16/2020								0.0027	
3/17/2020							<0.002		
3/18/2020									<0.002
9/9/2020	<0.002		<0.002	<0.002	0.0018	<0.002			
9/10/2020		<0.002					<0.002	0.0028	<0.002
3/15/2021	<0.002	<0.002	<0.002	0.0017	<0.002	<0.002			
3/16/2021									<0.002
3/17/2021								0.0029	
3/18/2021							<0.002		
8/16/2021	<0.002		0.0011						
8/18/2021		0.0011		0.0012	0.0015	0.0011			
8/19/2021									<0.002
8/20/2021							<0.002		
8/23/2021								0.0025	
2/28/2022	<0.002								
3/1/2022		<0.002	<0.002		0.0012	<0.002			
3/2/2022				<0.002					
3/7/2022								0.0025	<0.002
3/8/2022							<0.002		
8/9/2022	<0.002	<0.002	<0.002	<0.002	<0.002	<0.002			
8/15/2022								0.0023	
8/16/2022							0.0012		<0.002
2/13/2023				<0.002					
2/14/2023	0.00074 (J)	<0.002	<0.002		<0.002	0.00074 (J)			
2/15/2023							<0.002		<0.002

ND substitution: RL or RL/2 if <15% NDs.

Time Series

Constituent: Vanadium (mg/L) Analysis Run 8/13/2024 11:19 AM

Plant Wansley Client: Southern Company Data: Wansley Landfill

	GWA-1 (bg)	GWA-2 (bg)	GWA-28 (bg)	GWA-29 (bg)	GWA-3 (bg)	GWA-4 (bg)	GWC-10	GWC-11	GWC-12
2/21/2023								0.0023	
8/8/2023				<0.002	<0.002				
8/9/2023	<0.002	<0.002	0.00084 (J)			<0.002			
8/10/2023							<0.002		
8/14/2023								0.0019 (J)	<0.002
2/13/2024	<0.002								
2/14/2024		<0.002	<0.002	<0.002		0.00067 (J)		0.0026	
2/20/2024							<0.002		0.00063 (J)

ND substitution: RL or RL/2 if <15% NDs.

Time Series

Constituent: Vanadium (mg/L) Analysis Run 8/13/2024 11:19 AM

Plant Wansley Client: Southern Company Data: Wansley Landfill

	GWC-13	GWC-14	GWC-15	GWC-16	GWC-17	GWC-18	GWC-19	GWC-20	GWC-21
8/30/2011				0.0028	<0.002	<0.0025	<0.002		
8/31/2011								0.0035	<0.002
9/13/2011	<0.002	<0.002							
9/16/2011			<0.002						
10/26/2011				<0.005		<0.0025	<0.002		
10/27/2011		<0.002	<0.002		<0.002			<0.005	<0.002
10/28/2011	<0.002								
12/3/2011		<0.002	<0.002	<0.005	<0.002	<0.0025	<0.002		
12/4/2011	<0.002							<0.005	<0.002
1/24/2012	<0.002	<0.002							
1/25/2012				<0.005	<0.002				
2/8/2012			<0.002			<0.0025	<0.002	<0.005	<0.002
7/11/2012	<0.002	<0.002	<0.002	<0.005	<0.002	<0.0025	<0.002	<0.005	
7/17/2012									<0.002
1/8/2013	<0.002	<0.002	<0.002	<0.005	<0.002	<0.0025	<0.002	<0.005	
1/9/2013									<0.002
7/2/2013			<0.002	<0.005					
7/10/2013	<0.002	<0.002							
7/16/2013					<0.002	<0.0025	<0.002	<0.005	<0.002
1/14/2014				0.0036 (J)	0.0019 (J)	0.0022 (J)			
1/21/2014	<0.002	<0.002	<0.002				<0.002	<0.005	<0.002
6/24/2014			<0.002			<0.0025	<0.002	0.00089 (J)	<0.002
6/25/2014				0.0033 (J)	0.001 (J)				
7/1/2014	<0.002	<0.002							
1/13/2015				0.0037 (J)		0.00084 (J)	<0.002	0.0013 (J)	<0.002
1/14/2015		<0.002	<0.002		0.0014 (J)				
1/21/2015	<0.002								
7/22/2015		<0.002	<0.002	0.0031 (J)					
7/23/2015						<0.0025	0.0016 (J)	0.0027 (J)	<0.002
7/28/2015	<0.002				0.0027 (J)				
1/26/2016									<0.002
1/27/2016	<0.002	<0.002	<0.002	0.0035 (J)	0.0018 (J)	0.00096 (J)	<0.002	0.0012 (J)	
1/31/2017	0.0015 (J)								
2/1/2017		0.002 (J)	0.0016 (J)	0.0067	0.0044	0.0036			
2/2/2017							0.0015 (J)	0.0031	0.0028
8/4/2017	<0.002		<0.002						
8/7/2017		<0.002		0.005	<0.002	<0.0025	0.0016 (J)	0.0041	0.0014 (J)
1/25/2018	<0.002	<0.002	0.003	0.0058	0.0042	<0.0025	0.0021 (J)		
1/26/2018								0.0044	<0.002
6/20/2018	<0.002	0.0016 (J)	<0.002	0.0039					<0.002
6/21/2018						<0.0025	<0.002	0.0017 (J)	
6/26/2018					0.0023 (J)				
1/22/2019	0.0015	<0.002	0.0012						
1/24/2019					0.0027				<0.002
1/25/2019				0.0052					
1/28/2019						0.0015	<0.002	0.0019	
6/25/2019	0.0021	0.0014	0.0019	0.0056	0.005			0.0038	0.0021
6/26/2019							0.0023		
6/27/2019						0.0031			
9/11/2019				0.0048	0.0023	0.0017		0.0027	<0.002
9/12/2019	0.0015	0.0012					0.0015		
9/17/2019			0.0013						

ND substitution: RL or RL/2 if <15% NDs.

Time Series

Constituent: Vanadium (mg/L) Analysis Run 8/13/2024 11:19 AM

Plant Wansley Client: Southern Company Data: Wansley Landfill

	GWC-13	GWC-14	GWC-15	GWC-16	GWC-17	GWC-18	GWC-19	GWC-20	GWC-21
3/12/2020	<0.002								
3/16/2020			<0.002						
3/17/2020		<0.002		0.0044	0.0024	0.0015			
3/18/2020							0.0011	0.0016	<0.002
9/10/2020	<0.002	<0.002	<0.002						
9/11/2020				0.0039					
9/14/2020					0.0017	0.0018			
9/15/2020							0.0012	0.0021	<0.002
3/16/2021					0.0023	0.0017		0.0019	<0.002
3/17/2021	<0.002	<0.002		0.004			0.001		
3/18/2021			<0.002						
8/19/2021									<0.002
8/20/2021				0.0047	0.0032				
8/23/2021	<0.002	<0.002							
8/24/2021			0.0012			0.0019	0.0016	0.0018	
3/7/2022		<0.002	<0.002					0.0017	<0.002
3/8/2022	<0.002			0.0039	0.0019	0.0014	0.0011		
8/11/2022					0.002	0.0011	<0.002		
8/15/2022	<0.002								
8/16/2022		<0.002	<0.002	0.0043				0.0026	<0.002
2/17/2023		<0.002							
2/20/2023				0.004	0.0021	0.0011 (J)			
2/21/2023	<0.002		<0.002				<0.002		<0.002
2/22/2023								0.0014 (J)	
8/9/2023						0.0015 (J)	<0.002	0.0015 (J)	<0.002
8/10/2023					0.0024				
8/14/2023		<0.002	<0.002	0.0044					
8/16/2023	<0.002								
2/19/2024	0.00069 (J)	<0.002							<0.002
2/20/2024					<0.002			0.0013 (J)	
2/21/2024			<0.002	0.0038		0.00092 (J)	<0.002		

ND substitution: RL or RL/2 if <15% NDs.

Time Series

Constituent: Vanadium (mg/L) Analysis Run 8/13/2024 11:19 AM

Plant Wansley Client: Southern Company Data: Wansley Landfill

	GWC-22	GWC-23	GWC-24	GWC-25	GWC-26	GWC-27	GWC-30	GWC-31	GWC-32
9/15/2011	0.005						<0.001		<0.002
9/16/2011		<0.002							
9/17/2011				0.0074 (o)	<0.002	<0.002		<0.002	
10/28/2011							<0.001		
10/29/2011	<0.01	<0.002			<0.002	<0.002			
10/31/2011				<0.002				<0.002	<0.002
12/13/2011	<0.01	<0.002					<0.001		<0.002
12/14/2011				<0.002	<0.002	<0.002			
1/25/2012	<0.01					<0.002			
1/31/2012		<0.002							
2/1/2012									<0.002
2/7/2012				<0.002	<0.002			<0.002	
2/8/2012							<0.001		
7/17/2012				<0.002	<0.002	<0.002			<0.002
7/18/2012	0.0074	<0.002					<0.001		
1/22/2013	0.0071	<0.002							
1/23/2013								<0.002	<0.002
1/24/2013					<0.002	<0.002	<0.001		
7/16/2013	0.0075								
7/23/2013		<0.002							
7/24/2013				<0.002	<0.002	<0.002	<0.001		<0.002
1/21/2014	0.0061								
1/22/2014		<0.002							
1/23/2014				0.00082 (J)	<0.002	<0.002	<0.001	0.00068 (J)	<0.002
6/25/2014	0.007								
7/1/2014		<0.002					<0.001	<0.002	<0.002
7/8/2014			<0.002	<0.002	<0.002	<0.002			
1/14/2015	0.0063								
1/20/2015							<0.001		<0.002
1/21/2015				0.0013 (J)	<0.002	<0.002		<0.002	
1/22/2015		<0.002							
7/23/2015	0.0066								
7/29/2015		0.0011 (J)							
7/30/2015				0.0018 (J)		<0.002	<0.001		<0.002
7/31/2015			<0.002		<0.002				
1/19/2016							0.001 (J)		
1/20/2016			<0.002						
1/21/2016		<0.002		0.0017 (J)					
1/22/2016						<0.002			
1/25/2016					<0.002			<0.002	<0.002
1/26/2016	0.0058								
1/19/2017					<0.002				
1/20/2017						<0.002			
1/24/2017				0.0077 (o)			0.0059 (o)		
1/25/2017								0.0043	
1/26/2017									0.0016 (J)
2/3/2017	0.0082	0.0016 (J)	0.0015 (J)						
8/3/2017				<0.002	<0.002	<0.002			<0.002
8/4/2017							0.0018 (J)	<0.002	
8/8/2017	0.0058	<0.002	<0.002						
1/19/2018						<0.002			
1/22/2018					<0.002				

ND substitution: RL or RL/2 if <15% NDs.

Time Series

Constituent: Vanadium (mg/L) Analysis Run 8/13/2024 11:19 AM

Plant Wansley Client: Southern Company Data: Wansley Landfill

	GWC-22	GWC-23	GWC-24	GWC-25	GWC-26	GWC-27	GWC-30	GWC-31	GWC-32
1/23/2018								0.0023 (J)	0.003
1/24/2018							<0.001		
1/25/2018	0.0063	0.0014 (J)	<0.002	<0.002					
6/20/2018	0.006	<0.002							
6/21/2018							0.0031		
6/26/2018									<0.002
6/27/2018			<0.002	<0.002	<0.002	<0.002		<0.002	
1/24/2019	0.0065			0.0018	0.0013	<0.002			
1/25/2019		0.0012							
1/30/2019							0.0021		0.0012
1/31/2019			0.0015					0.0014	
6/25/2019	0.0092			0.0019	0.0024				
6/26/2019		0.0019	0.0014			0.0011		0.0015	
6/27/2019							0.0029		0.0021
9/10/2019	0.0082						0.0018		
9/11/2019			<0.002	0.0013				0.0025	
9/12/2019		0.001			0.0014	<0.002			0.0012
3/11/2020							0.00099 (J)		
3/12/2020			<0.002	0.0011		<0.002			
3/13/2020					<0.002				
3/17/2020								<0.002	
3/18/2020	0.0069	<0.002							<0.002
9/9/2020						<0.002			
9/10/2020	0.0061	<0.002					0.0012		
9/11/2020								<0.002	
9/14/2020				<0.002					
9/15/2020			<0.002		<0.002				<0.002
3/15/2021	0.0068								
3/16/2021								<0.002	
3/17/2021				<0.002	<0.002				0.0011
3/18/2021		0.001	<0.002			<0.002	0.0014		
8/19/2021	0.0063		<0.002	<0.002	<0.002				
8/23/2021		<0.002				<0.002	0.0015		
8/24/2021									0.0011
8/25/2021								0.001	
3/2/2022							0.0013		
3/8/2022	0.009			<0.002		0.00085 (J)			
3/9/2022		0.00093 (J)			<0.002				<0.002
3/10/2022			<0.002					0.0012	
8/10/2022				<0.002	<0.002	<0.002	<0.001		<0.002
8/16/2022		<0.002						0.0014	
8/17/2022	0.0067								
8/18/2022			0.00094 (J)						
2/14/2023	0.005						0.00085 (J)		
2/15/2023									<0.002
2/16/2023			<0.002						
2/20/2023						<0.002			
2/21/2023		<0.002		<0.002	<0.002				
2/22/2023								<0.002	
8/14/2023	0.0061								
8/15/2023		<0.002		<0.002		<0.002			<0.002
8/16/2023			<0.002		<0.002		0.00074 (J)	0.0015 (J)	

ND substitution: RL or RL/2 if <15% NDs.

Time Series

Constituent: Vanadium (mg/L) Analysis Run 8/13/2024 11:19 AM

Plant Wansley Client: Southern Company Data: Wansley Landfill

	GWC-22	GWC-23	GWC-24	GWC-25	GWC-26	GWC-27	GWC-30	GWC-31	GWC-32
2/14/2024	0.0067								
2/19/2024		0.00072 (J)							
2/20/2024					<0.002	<0.002			<0.002
2/21/2024				<0.002			0.0011 (J)	0.00064 (J)	
2/22/2024			<0.002						

ND substitution: RL or RL/2 if <15% NDs.

Time Series

Constituent: Vanadium (mg/L) Analysis Run 8/13/2024 11:19 AM

Plant Wansley Client: Southern Company Data: Wansley Landfill

	GWC-33	GWC-34	GWC-35	GWC-5	GWC-6	GWC-7	GWC-8	GWC-9
8/31/2011				<0.005	<0.002			
9/7/2011						<0.0025	<0.001	<0.001
9/16/2011	<0.002	<0.002	<0.002					
10/27/2011				<0.005				
10/30/2011	<0.002				<0.002	<0.0025	<0.001	<0.001
10/31/2011		<0.002	<0.002					
12/4/2011								<0.001
12/5/2011				<0.005	<0.002	<0.0025	<0.001	
12/12/2011	<0.002	<0.002	<0.002					
1/19/2012							<0.001	<0.001
1/25/2012				<0.005	<0.002	<0.0025		
2/1/2012	<0.002	<0.002	<0.002					
7/16/2012		<0.002	<0.002					
7/17/2012	<0.002							
7/18/2012				<0.005		<0.0025	<0.001	<0.001
7/24/2012					<0.002			
1/7/2013						<0.0025	<0.001	
1/8/2013					<0.002			<0.001
1/9/2013				<0.005				
1/22/2013		<0.002	<0.002					
1/23/2013	<0.002							
7/2/2013			<0.002					
7/9/2013					<0.002	<0.0025	<0.001	<0.001
7/17/2013	<0.002	<0.002		<0.005				
1/14/2014						<0.0025	<0.001	0.0022 (J)
1/15/2014				0.0042 (J)	0.002 (J)			
1/21/2014			<0.002					
1/23/2014	<0.002	<0.002						
6/24/2014						0.00087 (J)	0.0014 (J)	0.0022 (J)
6/25/2014		<0.002	<0.002	0.0022 (J)	<0.002			
1/13/2015				0.004 (J)				
1/14/2015		<0.002	<0.002					
1/20/2015	<0.002				<0.002	0.00094 (J)	0.0013 (J)	0.0025 (J)
7/24/2015				0.0021 (J)	<0.002			
7/27/2015						<0.0025	<0.001	0.0024 (J)
7/28/2015			<0.002					
7/29/2015	<0.002	<0.002						
1/20/2016				0.0035 (J)	<0.002			
1/21/2016		<0.002	<0.002					
1/25/2016	<0.002							
1/26/2016						0.0011 (J)	<0.001	<0.001
1/25/2017	0.0052	0.0055						
1/26/2017			0.0026	0.0064	0.0064	0.0057	0.0038	
1/31/2017								<0.001
8/3/2017		<0.002	<0.002	0.0031	<0.002			
8/4/2017	<0.002					<0.0025		
8/7/2017							<0.001	<0.001
1/23/2018	0.003	<0.002	0.0022 (J)	0.0062	0.0038	0.0042		
1/24/2018							<0.001	<0.001
6/19/2018			0.0019 (J)					
6/20/2018		<0.002						
6/21/2018							0.0015 (J)	<0.001

ND substitution: RL or RL/2 if <15% NDs.

Time Series

Constituent: Vanadium (mg/L) Analysis Run 8/13/2024 11:19 AM

Plant Wansley Client: Southern Company Data: Wansley Landfill

	GWC-33	GWC-34	GWC-35	GWC-5	GWC-6	GWC-7	GWC-8	GWC-9
6/25/2018				0.0021 (J)	<0.002	0.0035		
6/26/2018	<0.002							
1/21/2019			0.0011			0.003		
1/22/2019							0.0015	0.0014
1/28/2019		<0.002						
1/30/2019	0.0014			0.0031	0.0015			
6/25/2019						0.0035	0.0026	0.002
6/26/2019	0.0017	0.002	0.0015	0.0033	0.0016			
9/10/2019						0.0024	0.0014	
9/11/2019		<0.002						
9/12/2019	0.0014		<0.002	0.0031	<0.002			
9/16/2019								0.0014
3/11/2020		<0.002	<0.002					
3/12/2020	<0.002					0.0019	<0.001	
3/16/2020				0.0028	<0.002			<0.001
9/9/2020				0.0025				
9/11/2020		<0.002	<0.002		<0.002			<0.001
9/14/2020						0.0017	<0.001	
9/16/2020	<0.002							
3/16/2021		<0.002	<0.002			0.0025	0.0014	0.0011
3/17/2021				0.0025	<0.002			
3/18/2021	<0.002							
8/18/2021			<0.002		<0.002			
8/19/2021				0.0026		0.002		
8/20/2021							0.0012	
8/24/2021	<0.002	<0.002						
8/25/2021								<0.001
3/2/2022		<0.002	<0.002	0.003	<0.002	0.0031	0.0013	
3/9/2022	<0.002							<0.001
8/10/2022		<0.002						
8/11/2022				0.0019	<0.002	0.0023	<0.001	
8/15/2022	<0.002		<0.002					
8/16/2022								0.0015
2/15/2023							0.00096 (J)	0.0009 (J)
2/20/2023	<0.002	<0.002	<0.002	0.0029	<0.002			
2/21/2023						0.0029		
8/9/2023						0.0033	0.00063 (J)	0.00064 (J)
8/14/2023				0.0026	<0.002			
8/15/2023	<0.002							
8/16/2023		<0.002	<0.002					
2/14/2024				0.003	<0.002			
2/19/2024								0.0007 (J)
2/20/2024	<0.002							
2/21/2024						0.0029	0.00079 (J)	
2/22/2024		<0.002	<0.002					

ND substitution: RL or RL/2 if <15% NDs.

Time Series

Constituent: Zinc (mg/L) Analysis Run 8/13/2024 11:19 AM

Plant Wansley Client: Southern Company Data: Wansley Landfill

	GWA-1 (bg)	GWA-2 (bg)	GWA-28 (bg)	GWA-29 (bg)	GWA-3 (bg)	GWA-4 (bg)	GWC-10	GWC-11	GWC-12
8/31/2011					0.0037	<0.005			
9/13/2011								<0.005	<0.005
9/16/2011	0.0071		0.003						
9/17/2011		0.0061		0.026					
10/27/2011	0.0062	0.0059				<0.005			
10/28/2011			0.0073	0.019				<0.005	<0.005
12/4/2011								0.0025	0.0027
12/12/2011			0.0053	0.02					
12/13/2011	0.0065								
12/14/2011		0.0077				<0.005			
1/24/2012									<0.005
1/25/2012			0.0046						
1/31/2012	0.0047			0.036					
2/1/2012						<0.005			
2/7/2012		0.0053							
2/9/2012								<0.005	
7/11/2012									<0.005
7/16/2012			0.0034						
7/17/2012				0.015					
7/18/2012	0.0044							0.008	
7/23/2012		0.0043				0.0037			
1/8/2013								<0.005	<0.005
1/23/2013		0.0054				<0.005			
1/24/2013	0.0058		0.0049	0.048					
7/9/2013								<0.005	
7/10/2013									<0.005
7/17/2013	0.0028					<0.005			
7/23/2013			0.0026						
7/24/2013		0.004		0.048					
1/15/2014						0.00085 (J)		0.00052 (J)	
1/21/2014	0.0037								0.0019 (J)
1/22/2014		0.0056	0.0052	0.044					
6/25/2014	0.0026				0.015	0.0014 (J)		0.00089 (J)	
7/1/2014		0.004	0.0042						0.0087
7/8/2014				0.04 (D)					
1/14/2015	0.003					0.0082			
1/21/2015			0.0038	0.037				<0.005	<0.005
1/22/2015		0.0051							
7/21/2015	0.0033		0.0042		0.042	0.0015 (J)			
7/22/2015		0.0033		0.031					
7/28/2015								0.0021 (J)	<0.005
1/19/2016				0.035 (D)					
1/20/2016		0.0029				0.0093			
1/21/2016	0.0043								
1/22/2016			0.0041						
1/25/2016							0.0027		
1/26/2016								<0.005	<0.005
1/17/2017			<0.02	0.024		0.014 (J)			
1/19/2017	0.0077 (J)	<0.005							
1/31/2017								<0.005	<0.005
2/1/2017							<0.005		
8/1/2017			<0.02	0.028	<0.02				

ND substitution: RL or RL/2 if <15% NDs.

Time Series

Constituent: Zinc (mg/L) Analysis Run 8/13/2024 11:19 AM

Plant Wansley Client: Southern Company Data: Wansley Landfill

	GWA-1 (bg)	GWA-2 (bg)	GWA-28 (bg)	GWA-29 (bg)	GWA-3 (bg)	GWA-4 (bg)	GWC-10	GWC-11	GWC-12
8/2/2017		<0.005				<0.005			
8/3/2017	<0.005								
8/7/2017								<0.005	<0.005
8/8/2017							<0.005		
1/19/2018	<0.005	<0.005	<0.02	0.024					
1/22/2018						<0.005			
1/24/2018								<0.005	<0.005
1/25/2018							<0.005		
6/19/2018	0.0068 (J)	<0.005	<0.02	0.028		<0.005			
6/20/2018					<0.02			<0.005	
6/21/2018							<0.005		
6/26/2018									<0.005
1/17/2019	0.0037 (J)	0.0024 (J)				<0.005			
1/18/2019				0.022	0.0088				
1/21/2019			0.0065						
1/24/2019								<0.005	
1/25/2019									<0.005
1/31/2019							0.0039 (J)		
6/24/2019	0.0048 (J)	0.0046 (J)				0.0036 (J)			
6/25/2019			0.011	0.041	0.014				
6/26/2019							0.0044 (J)	<0.005	<0.005
9/9/2019	0.0064								
9/10/2019		0.0064	0.01	0.031		0.006			
9/11/2019					0.02				0.0056
9/16/2019								0.005	
9/17/2019							0.013		
3/10/2020	0.0036 (J)	<0.005	0.017	0.034	0.015	0.052			
3/16/2020								<0.005	
3/17/2020							0.0044 (J)		
3/18/2020									<0.005
9/9/2020	0.078		0.063	0.025	0.013	<0.005			
9/10/2020		<0.005					0.13 (o)	0.017	<0.005
12/2/2020							0.011		
3/15/2021	<0.005	<0.005	0.0057	0.024	0.015	0.044			
3/16/2021									<0.005
3/17/2021								<0.005	
3/18/2021							0.004 (J)		
8/16/2021	<0.005		0.0061						
8/18/2021		0.0046 (J)		0.024	0.038	0.0034 (J)			
8/19/2021									<0.005
8/20/2021							<0.005		
8/23/2021								<0.005	
2/28/2022	0.0032 (J)								
3/1/2022		<0.005	0.0057		0.012	<0.005			
3/2/2022				0.024					
3/7/2022								<0.005	<0.005
3/8/2022							<0.005		
8/9/2022	0.0066	0.0069	0.0089	0.032	0.026	<0.005			
8/15/2022								<0.005	
8/16/2022							<0.005		<0.005
2/13/2023				0.025					
2/14/2023	0.0048 (J)	<0.005	0.014		0.017	0.0029 (J)			

ND substitution: RL or RL/2 if <15% NDs.

Time Series

Constituent: Zinc (mg/L) Analysis Run 8/13/2024 11:19 AM

Plant Wansley Client: Southern Company Data: Wansley Landfill

	GWA-1 (bg)	GWA-2 (bg)	GWA-28 (bg)	GWA-29 (bg)	GWA-3 (bg)	GWA-4 (bg)	GWC-10	GWC-11	GWC-12
2/15/2023							0.0047 (J)		<0.005
2/21/2023								<0.005	
8/8/2023				0.023	0.015				
8/9/2023	<0.005	<0.005	0.011			<0.005			
8/10/2023							0.0058		
8/14/2023								<0.005	<0.005
2/13/2024	0.0041 (J)								
2/14/2024		0.0031 (J)	0.0059	0.02		<0.005		<0.005	
2/20/2024							0.0042 (J)		<0.005

ND substitution: RL or RL/2 if <15% NDs.

Time Series

Constituent: Zinc (mg/L) Analysis Run 8/13/2024 11:19 AM

Plant Wansley Client: Southern Company Data: Wansley Landfill

	GWC-13	GWC-14	GWC-15	GWC-16	GWC-17	GWC-18	GWC-19	GWC-20	GWC-21
8/30/2011				0.0081	0.0035	<0.005	0.0035		
8/31/2011								<0.005	0.01
9/13/2011	<0.005	0.0039							
9/16/2011			<0.005						
10/26/2011				0.0035	0.0032	0.0025	0.0054		
10/27/2011		0.0046	<0.005					0.0038	0.0087
10/28/2011	<0.005								
12/3/2011		0.0028	<0.005	0.0033	0.0027	0.0027	0.0046		
12/4/2011	0.0028							0.0028	0.0093
1/24/2012	<0.005	0.0033							
1/25/2012				<0.005	<0.005				
2/8/2012							<0.005	<0.005	0.0086
2/9/2012			<0.005			<0.005			
7/11/2012	<0.005	<0.0025	<0.005	<0.005	<0.005	<0.005	<0.005	<0.005	
7/17/2012									0.009
1/8/2013	<0.005	<0.0025	<0.005	<0.005	<0.005	<0.005	<0.005	<0.005	
1/9/2013									0.006
7/2/2013			<0.005	<0.005					
7/10/2013	<0.005	<0.0025							
7/16/2013					<0.005	<0.005	<0.005	<0.005	0.0052
1/14/2014				0.00074 (J)	0.0021 (J)	0.0005 (J)			
1/21/2014	0.0026	0.0036	0.0017 (J)				0.0025	0.0018 (J)	0.0066
6/24/2014			<0.005			0.00099 (J)	0.0014 (J)	0.0006 (J)	0.0059
6/25/2014				0.00071 (J)	0.0012 (J)				
7/1/2014	0.0014 (J)	0.0018 (J)							
1/13/2015				0.0015 (J)		0.00063 (J)	0.0019 (J)	0.00086 (J)	0.005
1/14/2015		0.0035	0.0013 (J)		0.0015 (J)				
1/21/2015	0.0018 (J)								
7/22/2015		0.005	<0.005	<0.005					
7/23/2015						<0.005	0.0025	<0.005	0.0042
7/28/2015	<0.005				<0.005				
1/26/2016									0.0043
1/27/2016	<0.005	0.0094	<0.005	<0.005	<0.005	<0.005	<0.005	<0.005	
1/31/2017	<0.005								
2/1/2017		0.0084 (J)	<0.005	<0.005	<0.005	<0.005			
2/2/2017							<0.005	<0.005	<0.005
8/4/2017	<0.005		<0.005						
8/7/2017		0.012 (J)		<0.005	<0.005	<0.005	<0.005	0.013 (J)	<0.005
1/25/2018	<0.005	0.0095 (J)	<0.005	<0.005	<0.005	<0.005	<0.005		
1/26/2018								<0.005	<0.005
6/20/2018	<0.005	0.012 (J)	<0.005	<0.005					<0.005
6/21/2018						<0.005	<0.005	<0.005	
6/26/2018					<0.005				
1/22/2019	<0.005	0.0094	<0.005						
1/24/2019					<0.005				0.0034 (J)
1/25/2019				<0.005					
1/28/2019						0.0033 (J)	0.0049 (J)	0.014	
6/25/2019	<0.005	0.014	<0.005	<0.005	<0.005			<0.005	0.0039 (J)
6/26/2019							0.0038 (J)		
6/27/2019						<0.005			
9/11/2019				0.0062	0.012	0.0038 (J)		0.0061	0.0068
9/12/2019	0.0085	0.019					0.0086		

ND substitution: RL or RL/2 if <15% NDs.

Time Series

Constituent: Zinc (mg/L) Analysis Run 8/13/2024 11:19 AM

Plant Wansley Client: Southern Company Data: Wansley Landfill

	GWC-13	GWC-14	GWC-15	GWC-16	GWC-17	GWC-18	GWC-19	GWC-20	GWC-21
9/17/2019			0.0041 (J)						
3/12/2020	<0.005								
3/16/2020			<0.005						
3/17/2020		0.014		<0.005	<0.005	<0.005			
3/18/2020							0.0078	<0.005	0.0052
9/10/2020	0.0036 (J)	0.014	<0.005						
9/11/2020				0.0033 (J)					
9/14/2020					0.0048 (J)	0.0053			
9/15/2020							0.0037 (J)	<0.005	0.0052
3/16/2021					<0.005	<0.005		<0.005	0.0033 (J)
3/17/2021	0.0039 (J)	0.014		<0.005			0.0056		
3/18/2021			<0.005						
8/19/2021									<0.005
8/20/2021				<0.005	<0.005				
8/23/2021	<0.005	0.017							
8/24/2021			<0.005			<0.005	0.0034 (J)	<0.005	
3/7/2022		0.014	<0.005					<0.005	0.0029 (J)
3/8/2022	<0.005			<0.005	<0.005	<0.005	0.0056		
8/11/2022					0.003 (J)	<0.005	<0.005		
8/15/2022	0.0033 (J)								
8/16/2022		0.014	<0.005	<0.005				0.004 (J)	0.0093
2/17/2023		0.015							
2/20/2023				<0.005	<0.005	<0.005			
2/21/2023	<0.005		<0.005				0.0072		0.0038 (J)
2/22/2023								0.0035 (J)	
8/9/2023						0.0033 (J)	0.0032 (J)	<0.005	<0.005
8/10/2023					<0.005				
8/14/2023		0.017	<0.005	<0.005					
8/16/2023	<0.005								
2/19/2024	0.0056	0.018							<0.005
2/20/2024					<0.005			<0.005	
2/21/2024			<0.005	<0.005		<0.005	0.0065		

ND substitution: RL or RL/2 if <15% NDs.

Time Series

Constituent: Zinc (mg/L) Analysis Run 8/13/2024 11:19 AM

Plant Wansley Client: Southern Company Data: Wansley Landfill

	GWC-22	GWC-23	GWC-24	GWC-25	GWC-26	GWC-27	GWC-30	GWC-31	GWC-32
9/15/2011	0.0058						<0.005		0.11
9/16/2011		0.0058							
9/17/2011				0.0028	0.0061	0.0044		0.02	
10/28/2011							0.0062		
10/29/2011	0.0031	0.0032			0.0038	0.0049			
10/31/2011				0.003				0.028	0.099
12/13/2011	0.0068	0.0074					0.003		0.11
12/14/2011				0.0029	0.0033	0.0057			
1/25/2012	<0.005					0.0051			
1/31/2012		0.0031							
2/1/2012									0.1
2/7/2012				0.0092	0.0036			0.0091	
2/8/2012							0.009		
7/17/2012				0.01	0.0028	0.015			0.084
7/18/2012	0.0056	0.0054					<0.005		
1/22/2013	<0.005	0.0061							
1/23/2013								0.014	0.06
1/24/2013					<0.005	0.0041	0.0066		
7/16/2013	<0.005								
7/23/2013		0.0038							
7/24/2013				0.033	<0.005	0.0036	<0.005		0.073
1/21/2014	<0.005								
1/22/2014		0.0035							
1/23/2014				0.015	0.019	0.02	0.0028	0.012	0.038
6/25/2014	0.00094 (J)								
7/1/2014		0.0031					0.0014 (J)	0.015	0.054
7/8/2014			0.0043	0.011	0.0048	0.0032			
1/14/2015	0.00073 (J)								
1/20/2015							<0.005		0.033
1/21/2015				0.0057	0.0022 (J)	0.0039		0.0081	
1/22/2015		0.0049							
7/23/2015	<0.005								
7/29/2015		0.0024 (J)							
7/30/2015				0.0072		0.0033	<0.005		0.029
7/31/2015			0.0052		<0.005				
1/19/2016							<0.005		
1/20/2016			0.0086						
1/21/2016		<0.005		0.017					
1/22/2016						0.012			
1/25/2016					0.0035			0.0067	0.037
1/26/2016	<0.005								
1/19/2017					0.015 (J)				
1/20/2017						<0.005			
1/24/2017				0.0085 (J)			<0.005		
1/25/2017								<0.02	
1/26/2017									0.07
2/3/2017	<0.005	<0.005	0.0094 (J)						
8/3/2017				<0.005	<0.005	<0.005			0.059
8/4/2017							<0.005	0.033	
8/8/2017	<0.005	<0.005	0.0098 (J)						
1/19/2018						<0.005			
1/22/2018					<0.005				

ND substitution: RL or RL/2 if <15% NDs.

Time Series

Constituent: Zinc (mg/L) Analysis Run 8/13/2024 11:19 AM

Plant Wansley Client: Southern Company Data: Wansley Landfill

	GWC-22	GWC-23	GWC-24	GWC-25	GWC-26	GWC-27	GWC-30	GWC-31	GWC-32
1/23/2018								0.026	0.065
1/24/2018							<0.005		
1/25/2018	<0.005	<0.005	<0.02	0.009 (J)					
6/20/2018	<0.005	<0.005							
6/21/2018							<0.005		
6/26/2018									0.047
6/27/2018			<0.02	0.0086 (J)	<0.005	<0.005		0.012 (J)	
1/24/2019	<0.005			0.013	<0.005	0.0041 (J)			
1/25/2019		<0.005							
1/30/2019							<0.005		0.053
1/31/2019			0.006					0.008	
6/25/2019	<0.005			0.01	0.0045 (J)				
6/26/2019		<0.005	0.0062			<0.005		0.011	
6/27/2019							<0.005		0.082
9/10/2019	0.0061						0.019		
9/11/2019			0.0081	0.037				0.081	
9/12/2019		0.0042 (J)			0.0059	0.0079			0.098
3/11/2020							0.022		
3/12/2020			0.008	0.0089		0.0051			
3/13/2020					0.0087				
3/17/2020								0.044	
3/18/2020	<0.005	<0.005							0.13
9/9/2020						0.0079			
9/10/2020	<0.005	0.004 (J)					<0.005		
9/11/2020								0.0094	
9/14/2020				0.024					
9/15/2020			0.0073		0.0042 (J)				0.07
3/15/2021	<0.005								
3/16/2021								0.014	
3/17/2021				0.0088	<0.005				0.081
3/18/2021		<0.005	0.0064			<0.005	0.078 (o)		
8/19/2021	<0.005		0.014	0.0076	0.0049 (J)				
8/23/2021		0.032 (o)				<0.005	<0.005		
8/24/2021									0.022
8/25/2021								0.0074	
3/2/2022							<0.005		
3/8/2022	<0.005			<0.005		<0.005			
3/9/2022		<0.005			<0.005				0.024
3/10/2022			0.0037 (J)					0.0066	
8/10/2022				0.02	0.0053	0.0071	<0.005		0.017
8/16/2022		0.016						0.016	
8/17/2022	<0.005								
8/18/2022			0.006						
2/14/2023	0.012						<0.005		
2/15/2023									0.024
2/16/2023			0.0059						
2/20/2023						<0.005			
2/21/2023		<0.005		0.0069	<0.005				
2/22/2023								0.011	
8/14/2023	<0.005								
8/15/2023		<0.005		0.0098		<0.005			0.019
8/16/2023			0.0034 (J)		<0.005		<0.005	0.022	

Time Series

Constituent: Zinc (mg/L) Analysis Run 8/13/2024 11:19 AM

Plant Wansley Client: Southern Company Data: Wansley Landfill

	GWC-22	GWC-23	GWC-24	GWC-25	GWC-26	GWC-27	GWC-30	GWC-31	GWC-32
2/14/2024	0.0031 (J)								
2/19/2024		<0.005							
2/20/2024					<0.005	<0.005			0.028
2/21/2024				0.0042 (J)			<0.005	0.0041 (J)	
2/22/2024			0.024						

ND substitution: RL or RL/2 if <15% NDs.

Time Series

Constituent: Zinc (mg/L) Analysis Run 8/13/2024 11:19 AM

Plant Wansley Client: Southern Company Data: Wansley Landfill

	GWC-33	GWC-34	GWC-35	GWC-5	GWC-6	GWC-7	GWC-8	GWC-9
8/31/2011				<0.005	0.0037			
9/7/2011						<0.005	0.0029	0.016
9/16/2011	0.0033	0.0029	0.006					
10/27/2011				0.0025				
10/30/2011	0.0071				0.0043	<0.005	<0.005	0.004
10/31/2011		<0.005	0.0055					
12/4/2011								0.0086
12/5/2011				<0.005	0.0047	<0.005	0.004	
12/12/2011		0.0027	0.006					
12/13/2011	0.0062							
1/19/2012							0.0029	0.0081
1/25/2012				<0.005	<0.005	<0.005		
2/1/2012	0.0033	<0.005	0.0046					
7/16/2012		<0.005	0.0038					
7/17/2012	0.0083							
7/18/2012				<0.005		0.0035	0.006	0.0058
7/24/2012					<0.005			
1/7/2013						0.0033	<0.005	
1/8/2013					<0.005			0.0034
1/9/2013				<0.005				
1/22/2013		<0.005	0.0028					
1/23/2013	0.0038							
7/2/2013			0.0025					
7/9/2013					<0.005	0.0035	<0.005	<0.005
7/17/2013	0.0059	<0.005		0.0043				
1/14/2014						0.0022 (J)	0.002 (J)	0.003
1/15/2014				0.0023 (J)	0.0034			
1/21/2014			0.0036					
1/23/2014	0.008	0.0034						
6/24/2014						0.01	0.0011 (J)	0.0016 (J)
6/25/2014		0.00083 (J)	0.0021 (J)	0.0022 (J)	0.002 (J)			
1/13/2015				0.0027				
1/14/2015		0.0014 (J)	0.0022 (J)					
1/20/2015	0.0058				<0.005	0.0018 (J)	0.0018 (J)	0.0021 (J)
7/24/2015				0.002 (J)	0.0017 (J)			
7/27/2015						<0.005	0.0015 (J)	<0.005
7/28/2015			0.0016 (J)					
7/29/2015	0.0049	<0.005						
1/20/2016				0.0022 (J)	0.0018 (J)			
1/21/2016		<0.005	0.0016 (J)					
1/25/2016	0.0046							
1/26/2016						0.0016 (J)	<0.005	<0.005
1/25/2017	<0.005	<0.005						
1/26/2017			<0.005	<0.005	<0.005	<0.005	<0.005	
1/31/2017								<0.005
8/3/2017		<0.005	<0.005	<0.005	<0.005			
8/4/2017	<0.005					<0.005		
8/7/2017							0.0086 (J)	<0.005
1/23/2018	<0.005	<0.005	<0.005	<0.005	<0.005	<0.005		
1/24/2018							<0.005	<0.005
6/19/2018			<0.005					
6/20/2018		<0.005						

ND substitution: RL or RL/2 if <15% NDs.

Time Series

Constituent: Zinc (mg/L) Analysis Run 8/13/2024 11:19 AM

Plant Wansley Client: Southern Company Data: Wansley Landfill

	GWC-33	GWC-34	GWC-35	GWC-5	GWC-6	GWC-7	GWC-8	GWC-9
6/21/2018							<0.005	<0.005
6/25/2018				<0.005	<0.005	<0.005		
6/26/2018	<0.005							
1/21/2019			<0.005			<0.005		
1/22/2019							<0.005	<0.005
1/28/2019		0.0031 (J)						
1/30/2019	0.0096			<0.005	<0.005			
6/25/2019						<0.005	0.0043 (J)	0.005
6/26/2019	0.0056	<0.005	<0.005	<0.005	0.0033 (J)			
9/10/2019						0.0063	0.0051	
9/11/2019		0.0068						
9/12/2019	0.01		0.0045 (J)	0.0067	0.049 (o)			
9/16/2019								0.0049 (J)
3/11/2020		0.0032 (J)	0.0034 (J)					
3/12/2020	0.0061					0.038 (o)	0.044 (o)	
3/16/2020				0.0033 (J)	0.0032 (J)			0.0094
9/9/2020				<0.005				
9/11/2020		<0.005	<0.005		0.0071			0.0055
9/14/2020						0.0041 (J)	0.0079	
9/16/2020	0.012							
3/16/2021		<0.005	<0.005			<0.005	0.0045 (J)	0.0048 (J)
3/17/2021				<0.005	<0.005			
3/18/2021	<0.005							
8/18/2021			<0.005		0.0034 (J)			
8/19/2021				<0.005		<0.005		
8/20/2021							0.0046 (J)	
8/24/2021	<0.005	<0.005						
8/25/2021								<0.005
3/2/2022		<0.005	<0.005	<0.005	<0.005	<0.005	0.0037 (J)	
3/9/2022	0.12 (o)							0.003 (J)
5/4/2022	0.022 (R)							
8/10/2022		0.0049 (J)						
8/11/2022				0.0053	0.0051	0.0038 (J)	0.012	
8/15/2022	0.018		0.014					
8/16/2022								0.096 (o)
10/12/2022								0.043 (Ro)
2/15/2023							0.0029 (J)	0.015
2/20/2023	0.0038 (J)	<0.005	<0.005	0.0033 (J)	<0.005			
2/21/2023						<0.005		
8/9/2023						<0.005	<0.005	0.015
8/14/2023				0.005	<0.005			
8/15/2023	<0.005							
8/16/2023		<0.005	<0.005					
2/14/2024				0.0031 (J)	<0.005			
2/19/2024								0.019
2/20/2024	<0.005							
2/21/2024						<0.005	<0.005	
2/22/2024		<0.005	<0.005					

ND substitution: RL or RL/2 if <15% NDs.

FIGURE B.

Sanitas™ v.10.0.20 Software licensed to Groundwater Stats Consulting. UG

Box & Whiskers Plot

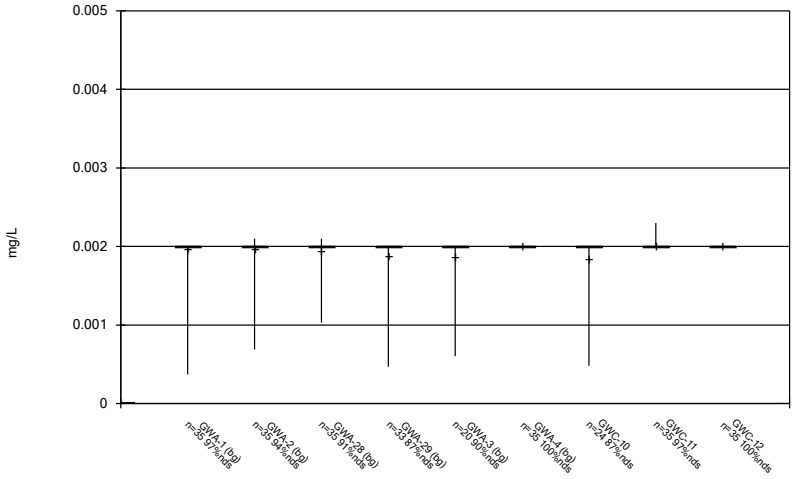

Constituent: Antimony Analysis Run 8/12/2024 5:24 PM

Plant Wansley Client: Southern Company Data: Wansley Landfill

Sanitas™ v.10.0.20 Software licensed to Groundwater Stats Consulting. UG

Box & Whiskers Plot

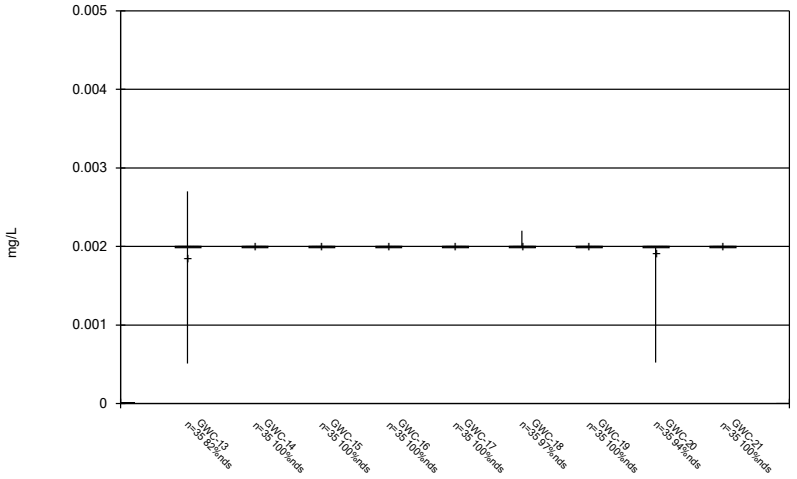

Constituent: Antimony Analysis Run 8/12/2024 5:24 PM

Plant Wansley Client: Southern Company Data: Wansley Landfill

Sanitas™ v.10.0.20 Software licensed to Groundwater Stats Consulting. UG

Box & Whiskers Plot

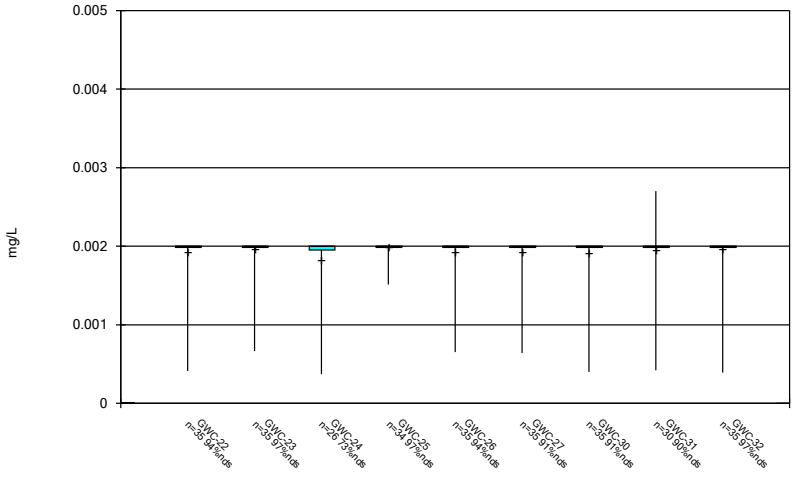

Constituent: Antimony Analysis Run 8/12/2024 5:24 PM

Plant Wansley Client: Southern Company Data: Wansley Landfill

Sanitas™ v.10.0.20 Software licensed to Groundwater Stats Consulting. UG

Box & Whiskers Plot

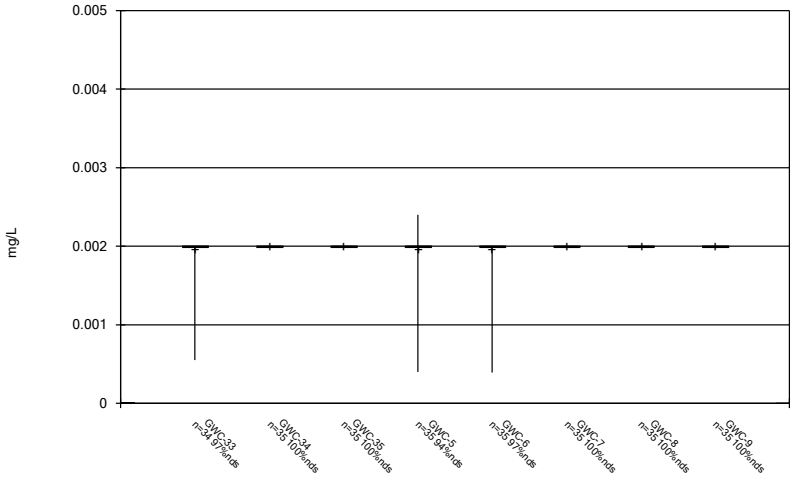

Constituent: Antimony Analysis Run 8/12/2024 5:24 PM

Plant Wansley Client: Southern Company Data: Wansley Landfill

Sanitas™ v.10.0.20 Software licensed to Groundwater Stats Consulting. UG

Box & Whiskers Plot

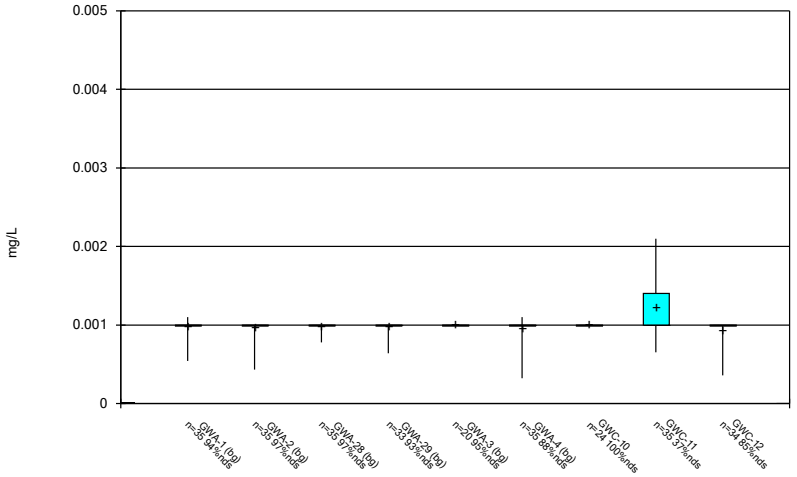

Constituent: Arsenic Analysis Run 8/12/2024 5:24 PM

Plant Wansley Client: Southern Company Data: Wansley Landfill

Sanitas™ v.10.0.20 Software licensed to Groundwater Stats Consulting. UG

Box & Whiskers Plot

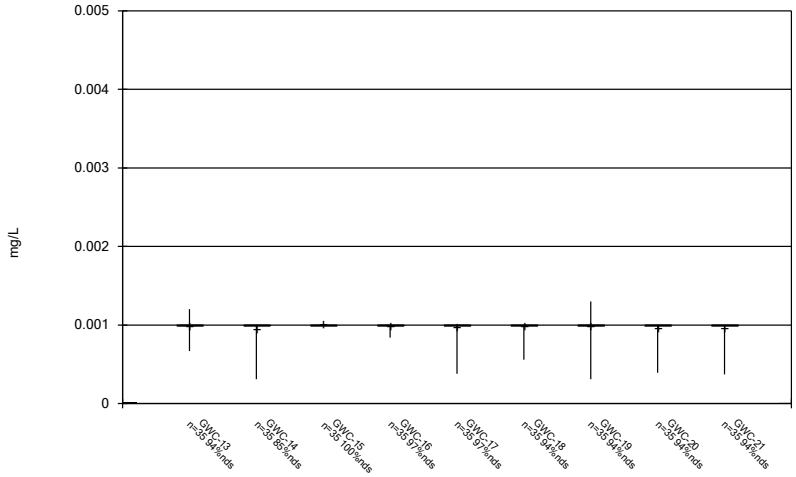

Constituent: Arsenic Analysis Run 8/12/2024 5:24 PM

Plant Wansley Client: Southern Company Data: Wansley Landfill

Sanitas™ v.10.0.20 Software licensed to Groundwater Stats Consulting. UG

Box & Whiskers Plot

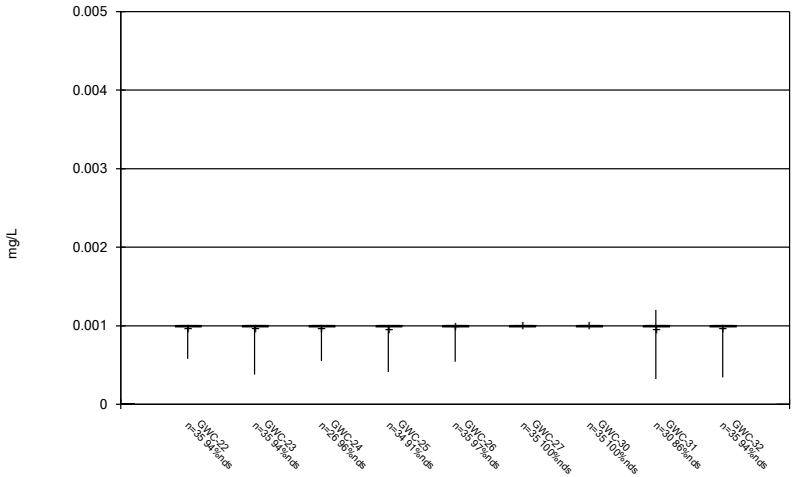

Constituent: Arsenic Analysis Run 8/12/2024 5:24 PM

Plant Wansley Client: Southern Company Data: Wansley Landfill

Sanitas™ v.10.0.20 Software licensed to Groundwater Stats Consulting. UG

Box & Whiskers Plot

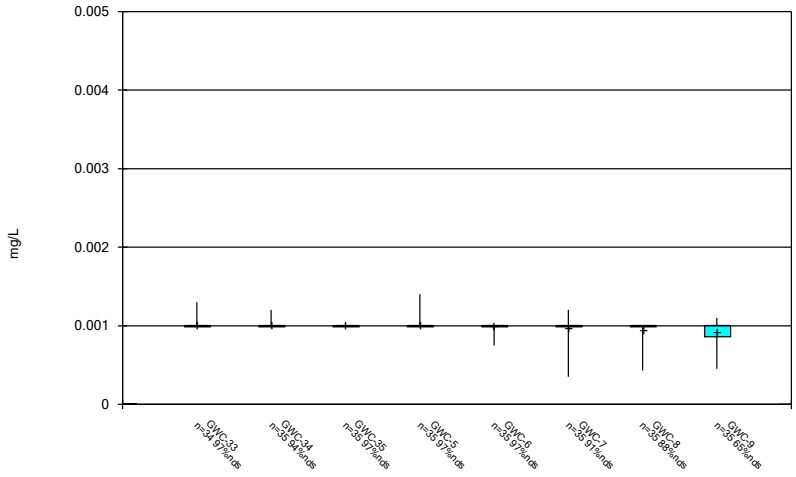

Constituent: Arsenic Analysis Run 8/12/2024 5:24 PM

Plant Wansley Client: Southern Company Data: Wansley Landfill

Sanitas™ v.10.0.20 Software licensed to Groundwater Stats Consulting. UG

Box & Whiskers Plot

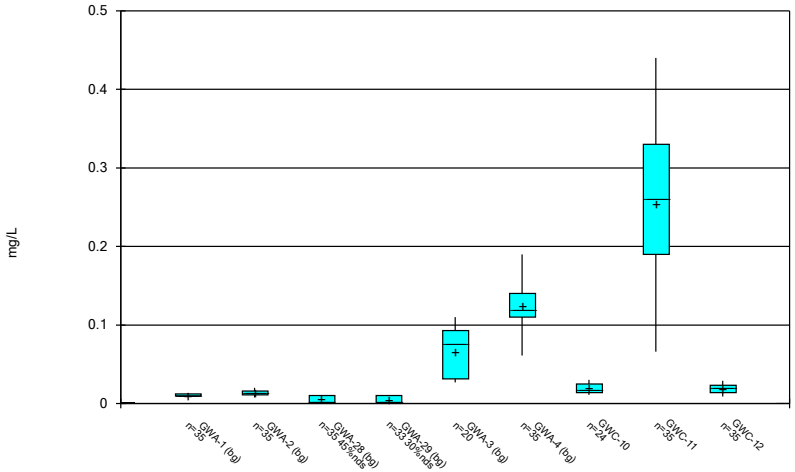

Constituent: Barium Analysis Run 8/12/2024 5:24 PM

Plant Wansley Client: Southern Company Data: Wansley Landfill

Sanitas™ v.10.0.20 Software licensed to Groundwater Stats Consulting. UG

Box & Whiskers Plot

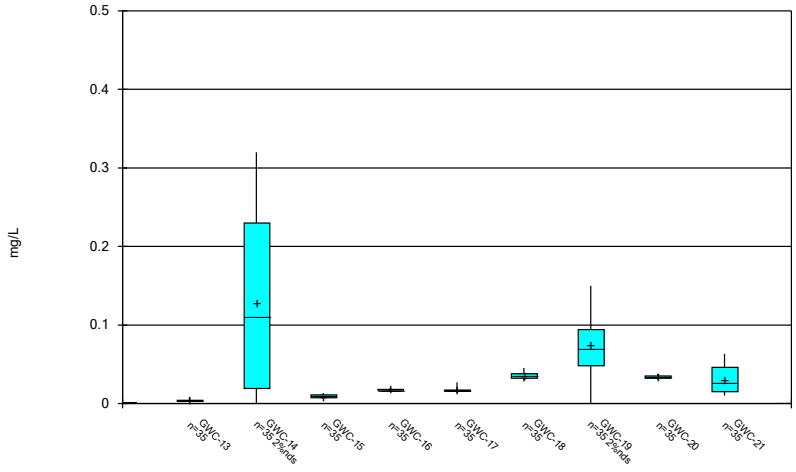

Constituent: Barium Analysis Run 8/12/2024 5:24 PM

Plant Wansley Client: Southern Company Data: Wansley Landfill

Sanitas™ v.10.0.20 Software licensed to Groundwater Stats Consulting. UG

Box & Whiskers Plot

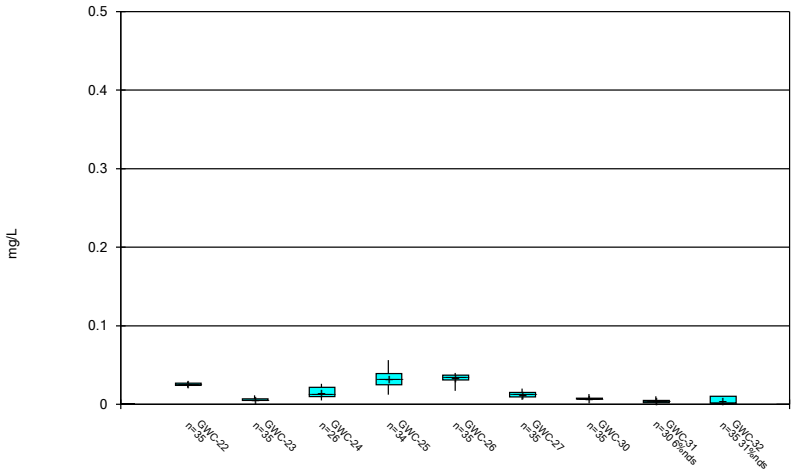

Constituent: Barium Analysis Run 8/12/2024 5:24 PM

Plant Wansley Client: Southern Company Data: Wansley Landfill

Sanitas™ v.10.0.20 Software licensed to Groundwater Stats Consulting. UG

Box & Whiskers Plot

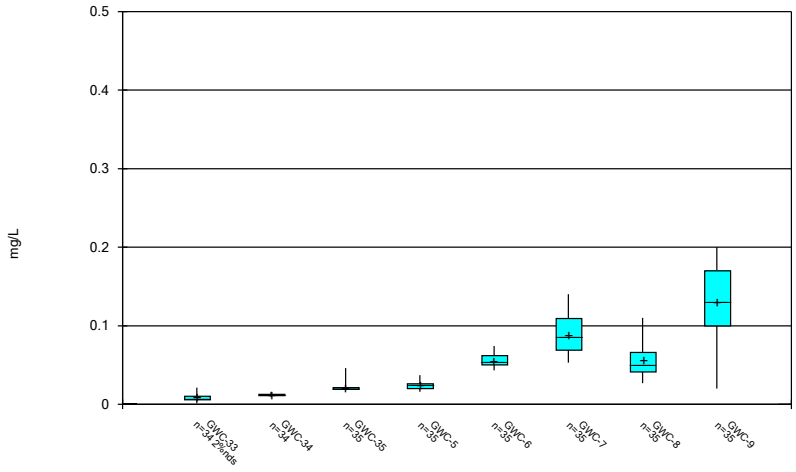

Constituent: Barium Analysis Run 8/12/2024 5:24 PM

Plant Wansley Client: Southern Company Data: Wansley Landfill

Sanitas™ v.10.0.20 Software licensed to Groundwater Stats Consulting. UG

Box & Whiskers Plot

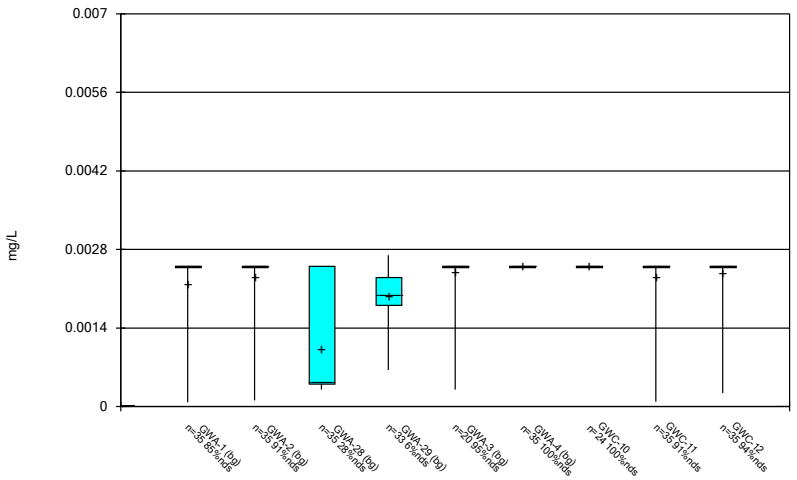

Constituent: Beryllium Analysis Run 8/12/2024 5:24 PM

Plant Wansley Client: Southern Company Data: Wansley Landfill

Sanitas™ v.10.0.20 Software licensed to Groundwater Stats Consulting. UG

Box & Whiskers Plot

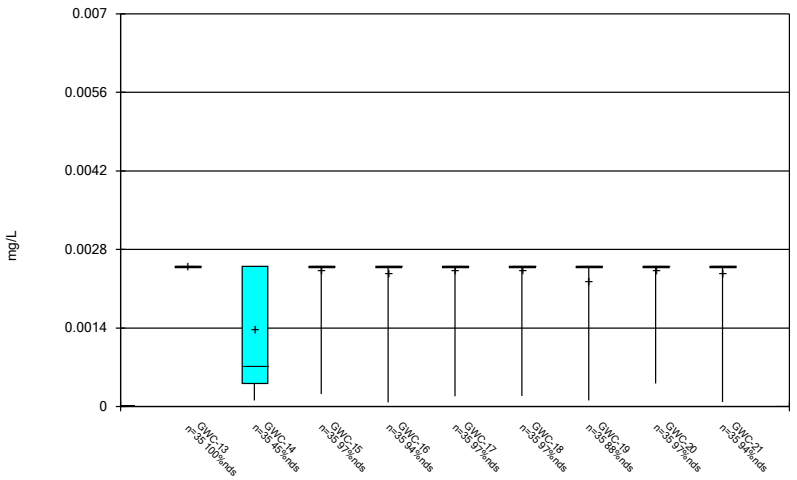

Constituent: Beryllium Analysis Run 8/12/2024 5:24 PM

Plant Wansley Client: Southern Company Data: Wansley Landfill

Sanitas™ v.10.0.20 Software licensed to Groundwater Stats Consulting. UG

Box & Whiskers Plot

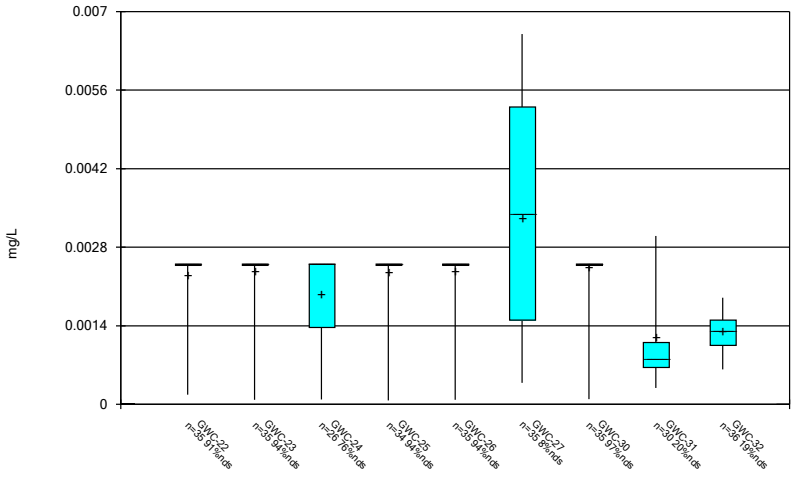

Constituent: Beryllium Analysis Run 8/12/2024 5:24 PM

Plant Wansley Client: Southern Company Data: Wansley Landfill

Sanitas™ v.10.0.20 Software licensed to Groundwater Stats Consulting. UG

Box & Whiskers Plot

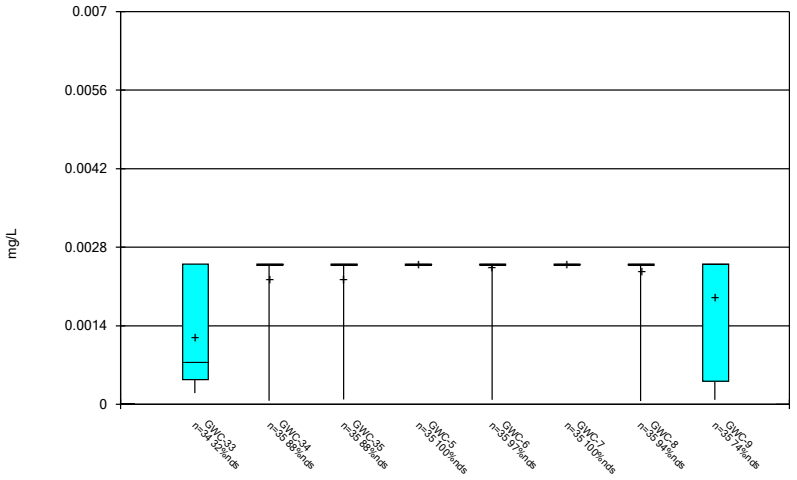

Constituent: Beryllium Analysis Run 8/12/2024 5:24 PM

Plant Wansley Client: Southern Company Data: Wansley Landfill

Sanitas™ v.10.0.20 Software licensed to Groundwater Stats Consulting. UG

Box & Whiskers Plot

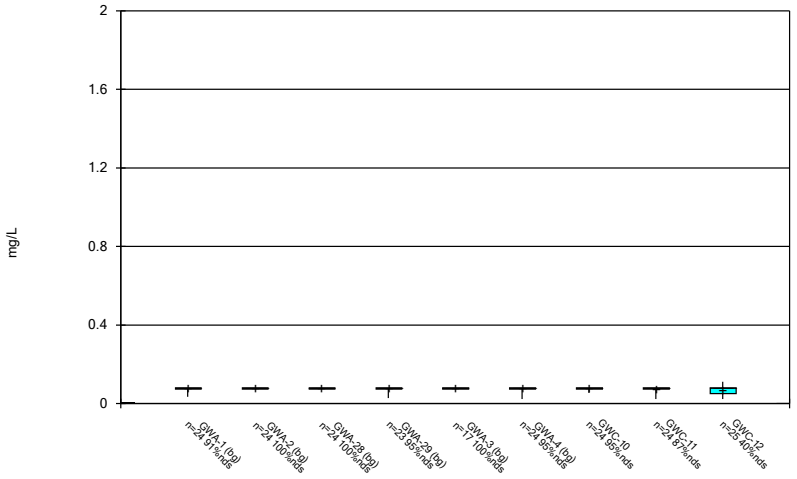

Constituent: Boron Analysis Run 8/12/2024 5:24 PM

Plant Wansley Client: Southern Company Data: Wansley Landfill

Sanitas™ v.10.0.20 Software licensed to Groundwater Stats Consulting. UG

Box & Whiskers Plot

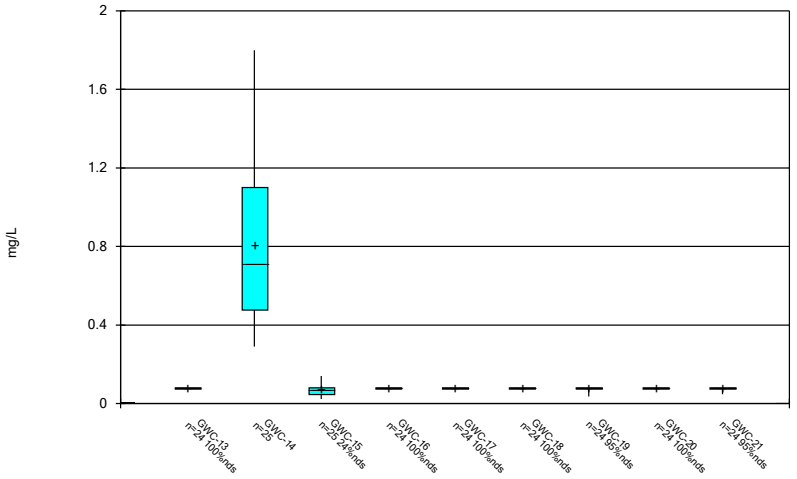

Constituent: Boron Analysis Run 8/12/2024 5:24 PM

Plant Wansley Client: Southern Company Data: Wansley Landfill

Sanitas™ v.10.0.20 Software licensed to Groundwater Stats Consulting. UG

Box & Whiskers Plot

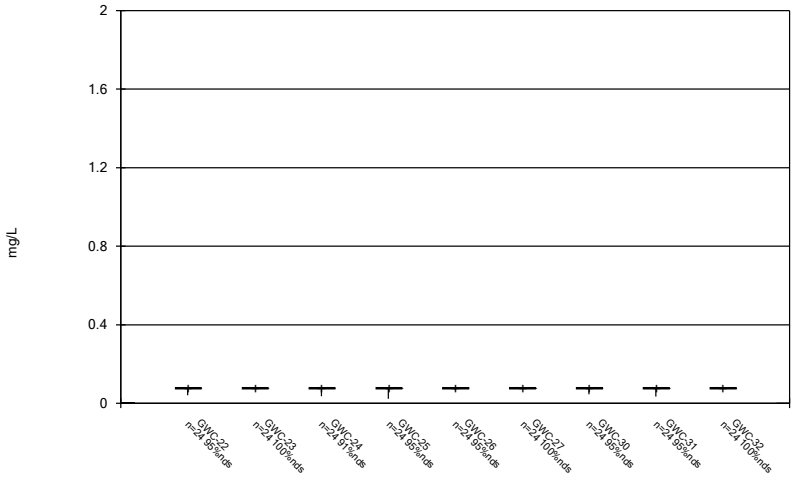

Constituent: Boron Analysis Run 8/12/2024 5:24 PM

Plant Wansley Client: Southern Company Data: Wansley Landfill

Sanitas™ v.10.0.20 Software licensed to Groundwater Stats Consulting. UG

Box & Whiskers Plot

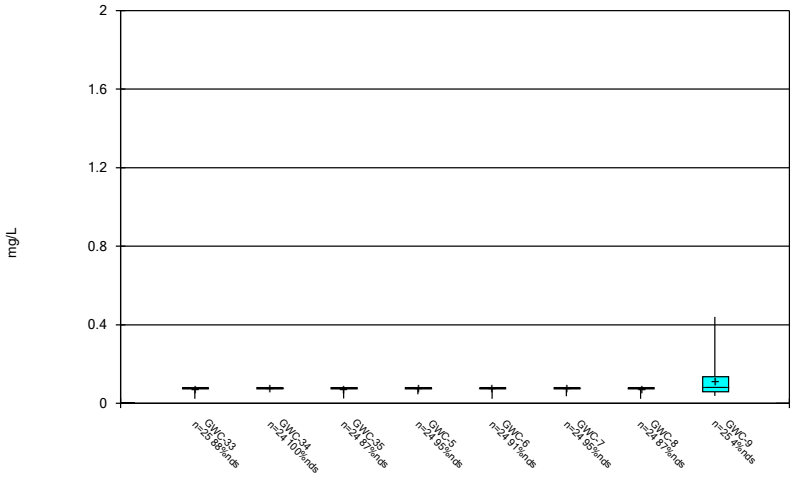

Constituent: Boron Analysis Run 8/12/2024 5:24 PM

Plant Wansley Client: Southern Company Data: Wansley Landfill

Sanitas™ v.10.0.20 Software licensed to Groundwater Stats Consulting. UG

Box & Whiskers Plot

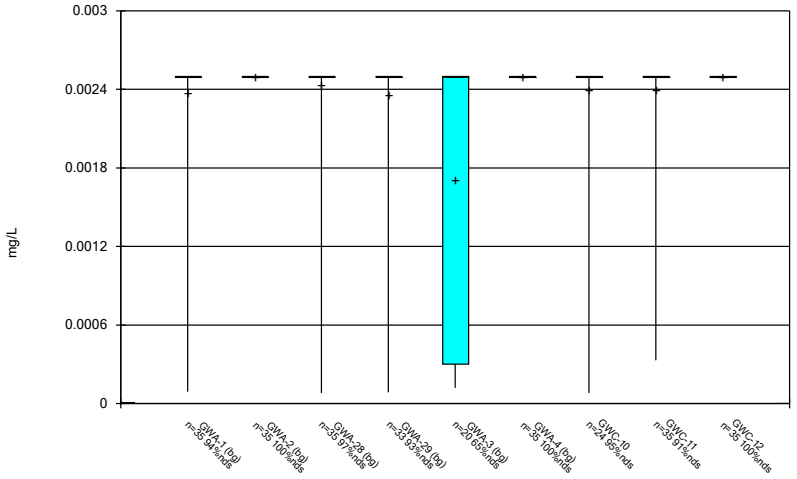

Constituent: Cadmium Analysis Run 8/12/2024 5:24 PM

Plant Wansley Client: Southern Company Data: Wansley Landfill

Sanitas™ v.10.0.20 Software licensed to Groundwater Stats Consulting. UG

Box & Whiskers Plot

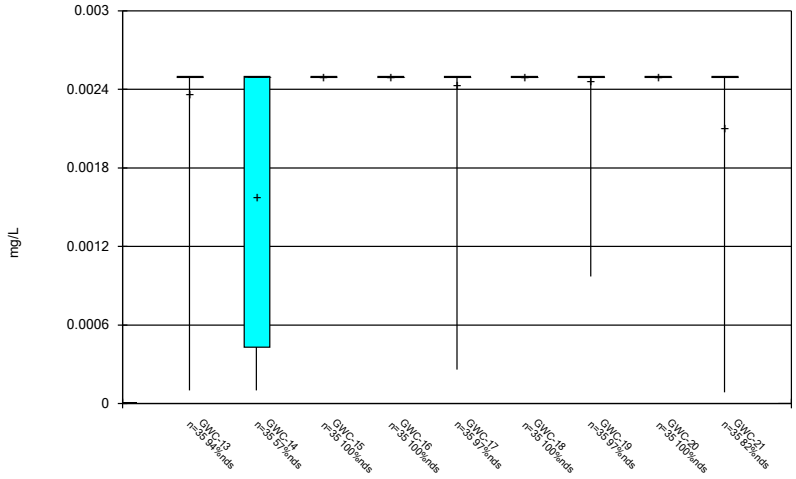

Constituent: Cadmium Analysis Run 8/12/2024 5:24 PM

Plant Wansley Client: Southern Company Data: Wansley Landfill

Sanitas™ v.10.0.20 Software licensed to Groundwater Stats Consulting. UG

Box & Whiskers Plot

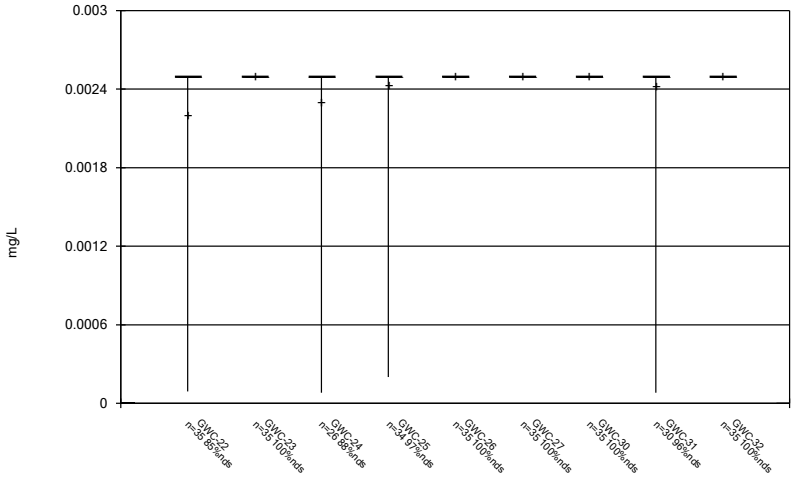

Constituent: Cadmium Analysis Run 8/12/2024 5:24 PM

Plant Wansley Client: Southern Company Data: Wansley Landfill

Sanitas™ v.10.0.20 Software licensed to Groundwater Stats Consulting. UG

Box & Whiskers Plot

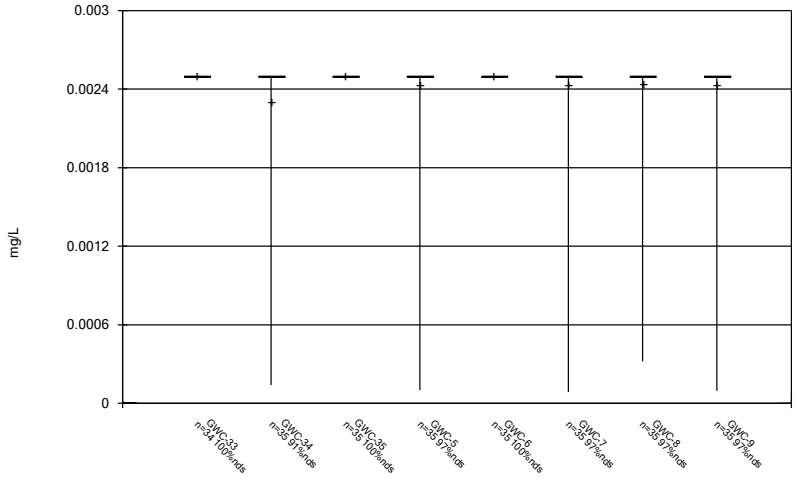

Constituent: Cadmium Analysis Run 8/12/2024 5:24 PM

Plant Wansley Client: Southern Company Data: Wansley Landfill

Sanitas™ v.10.0.20 Software licensed to Groundwater Stats Consulting. UG

Box & Whiskers Plot

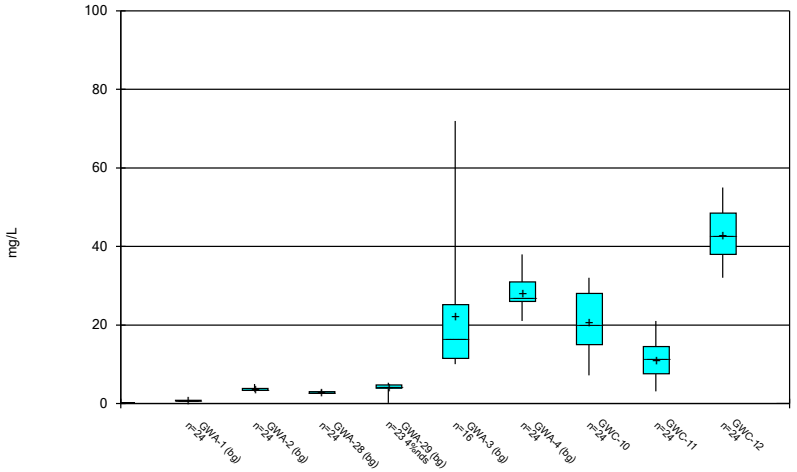

Constituent: Calcium Analysis Run 8/12/2024 5:24 PM

Plant Wansley Client: Southern Company Data: Wansley Landfill

Sanitas™ v.10.0.20 Software licensed to Groundwater Stats Consulting. UG

Box & Whiskers Plot

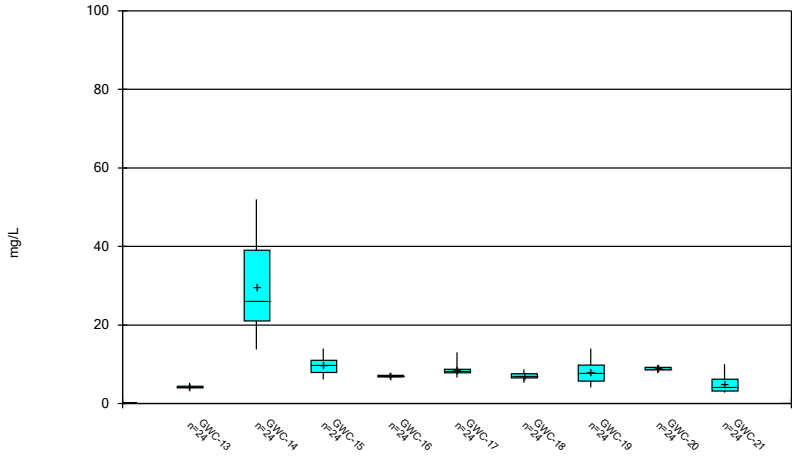

Constituent: Calcium Analysis Run 8/12/2024 5:24 PM

Plant Wansley Client: Southern Company Data: Wansley Landfill

Sanitas™ v.10.0.20 Software licensed to Groundwater Stats Consulting. UG

Box & Whiskers Plot

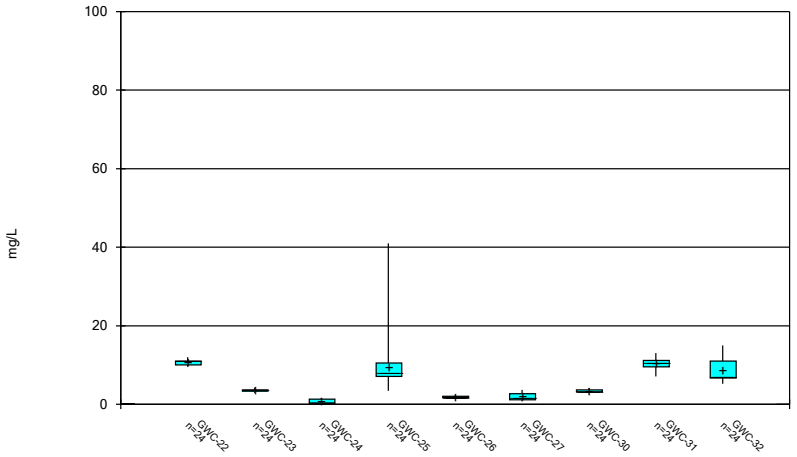

Constituent: Calcium Analysis Run 8/12/2024 5:24 PM

Plant Wansley Client: Southern Company Data: Wansley Landfill

Sanitas™ v.10.0.20 Software licensed to Groundwater Stats Consulting. UG

Box & Whiskers Plot

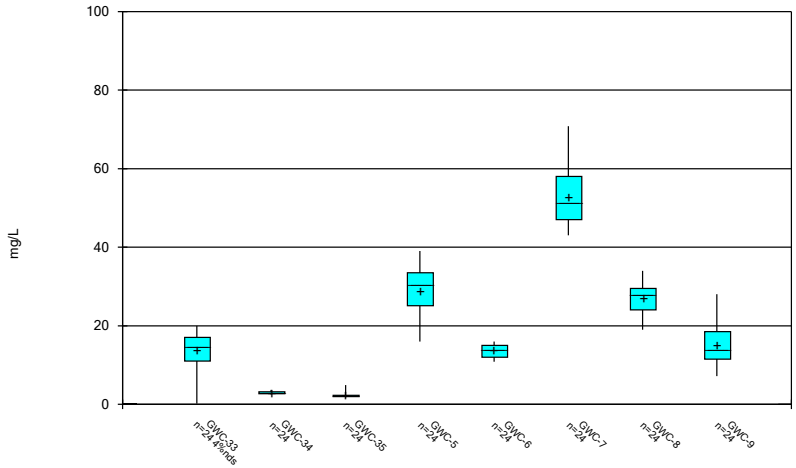

Constituent: Calcium Analysis Run 8/12/2024 5:24 PM

Plant Wansley Client: Southern Company Data: Wansley Landfill

Sanitas™ v.10.0.20 Software licensed to Groundwater Stats Consulting. UG

Box & Whiskers Plot

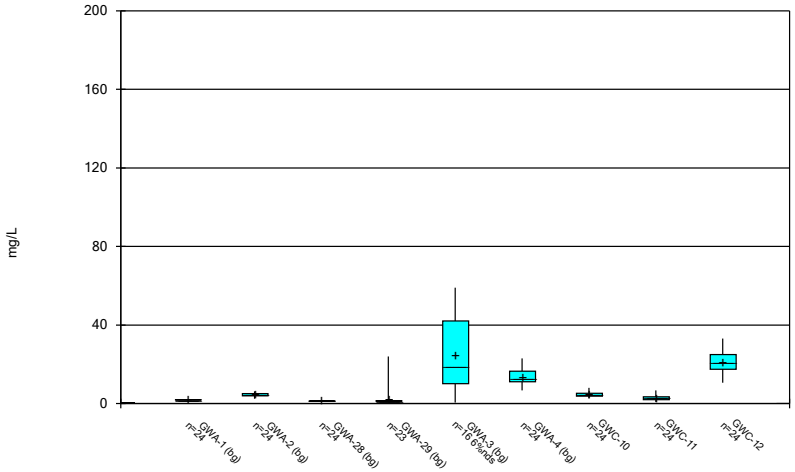

Constituent: Chloride Analysis Run 8/12/2024 5:24 PM

Plant Wansley Client: Southern Company Data: Wansley Landfill

Sanitas™ v.10.0.20 Software licensed to Groundwater Stats Consulting. UG

Box & Whiskers Plot

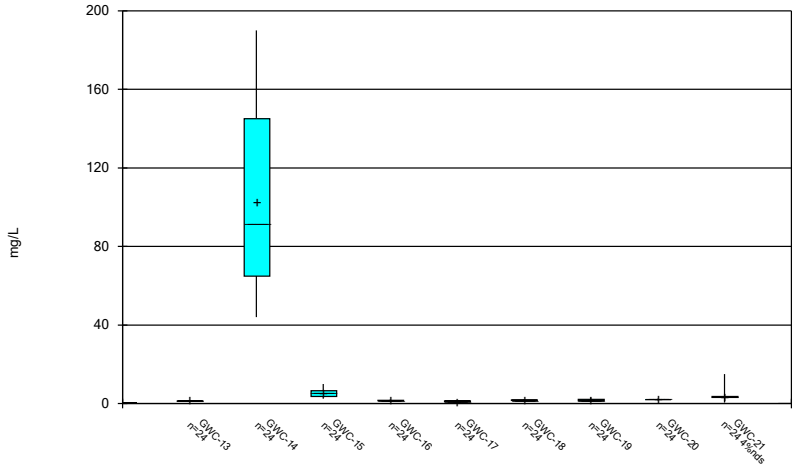

Constituent: Chloride Analysis Run 8/12/2024 5:24 PM

Plant Wansley Client: Southern Company Data: Wansley Landfill

Sanitas™ v.10.0.20 Software licensed to Groundwater Stats Consulting. UG

Box & Whiskers Plot

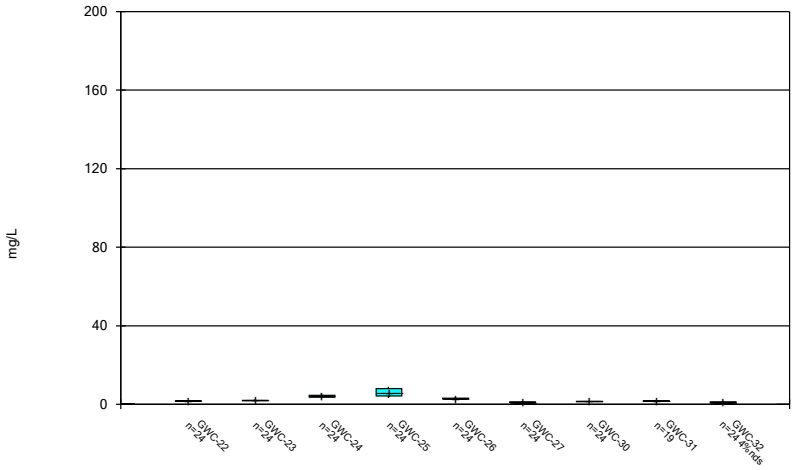

Constituent: Chloride Analysis Run 8/12/2024 5:24 PM

Plant Wansley Client: Southern Company Data: Wansley Landfill

Sanitas™ v.10.0.20 Software licensed to Groundwater Stats Consulting. UG

Box & Whiskers Plot

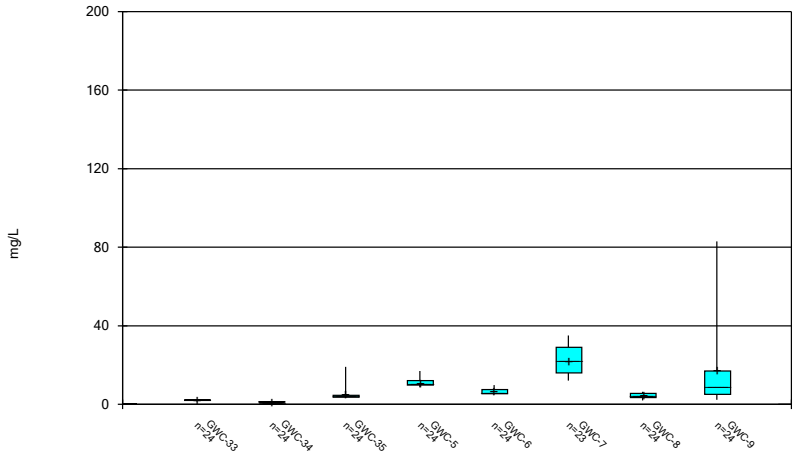

Constituent: Chloride Analysis Run 8/12/2024 5:24 PM

Plant Wansley Client: Southern Company Data: Wansley Landfill

Sanitas™ v.10.0.20 Software licensed to Groundwater Stats Consulting. UG

Box & Whiskers Plot

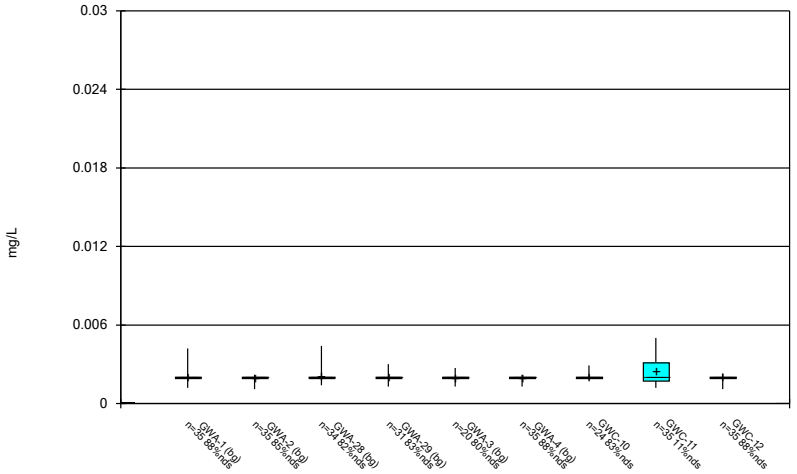

Constituent: Chromium Analysis Run 8/12/2024 5:24 PM

Plant Wansley Client: Southern Company Data: Wansley Landfill

Sanitas™ v.10.0.20 Software licensed to Groundwater Stats Consulting. UG

Box & Whiskers Plot

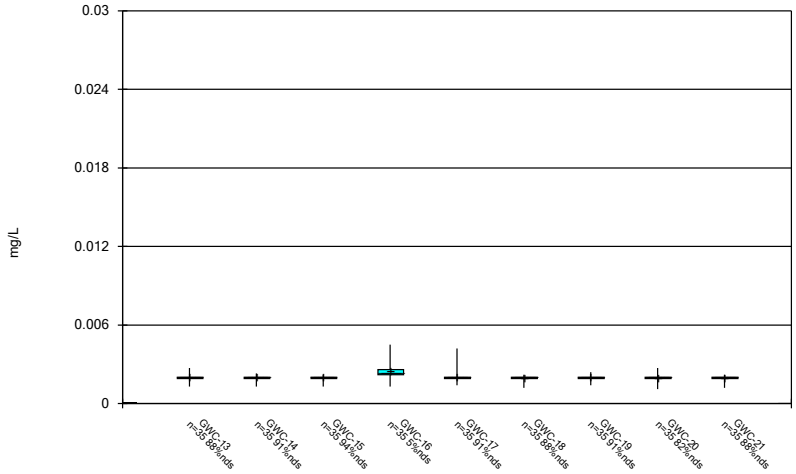

Constituent: Chromium Analysis Run 8/12/2024 5:24 PM

Plant Wansley Client: Southern Company Data: Wansley Landfill

Sanitas™ v.10.0.20 Software licensed to Groundwater Stats Consulting. UG

Box & Whiskers Plot

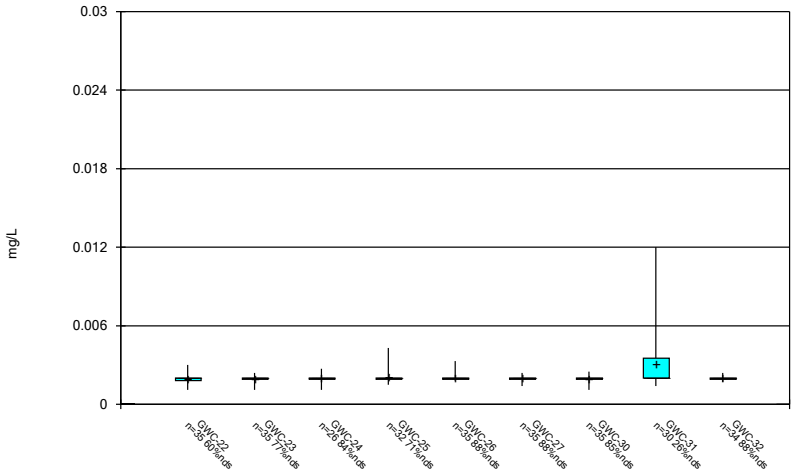

Constituent: Chromium Analysis Run 8/12/2024 5:24 PM

Plant Wansley Client: Southern Company Data: Wansley Landfill

Sanitas™ v.10.0.20 Software licensed to Groundwater Stats Consulting. UG

Box & Whiskers Plot

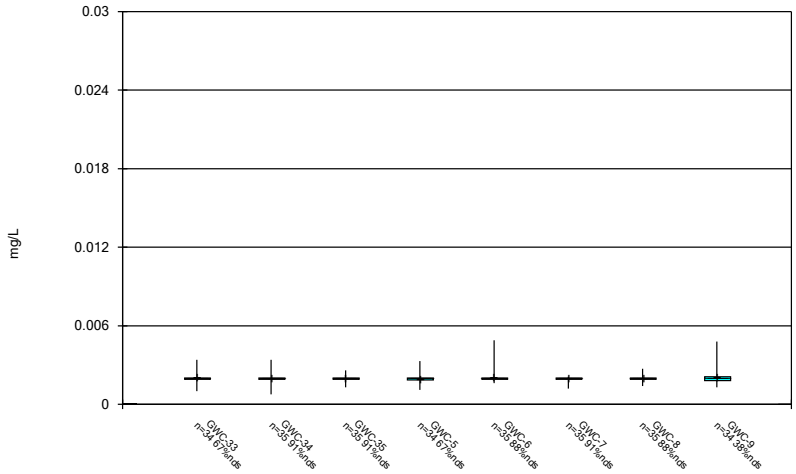

Constituent: Chromium Analysis Run 8/12/2024 5:24 PM

Plant Wansley Client: Southern Company Data: Wansley Landfill

Sanitas™ v.10.0.20 Software licensed to Groundwater Stats Consulting. UG

Box & Whiskers Plot

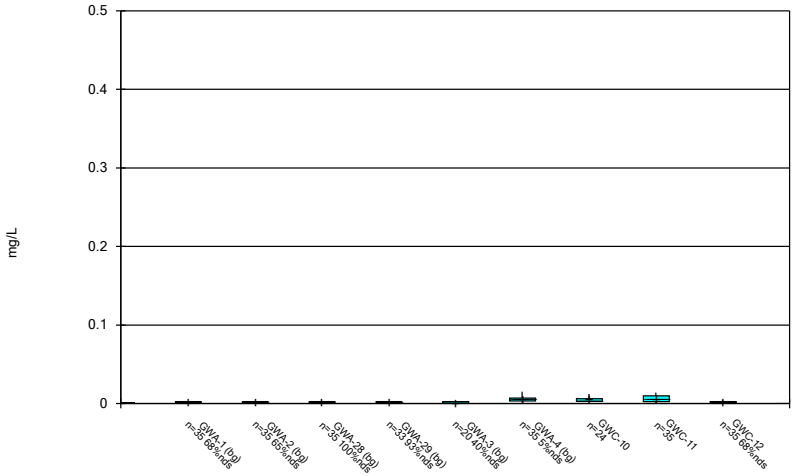

Constituent: Cobalt Analysis Run 8/12/2024 5:24 PM

Plant Wansley Client: Southern Company Data: Wansley Landfill

Sanitas™ v.10.0.20 Software licensed to Groundwater Stats Consulting. UG

Box & Whiskers Plot

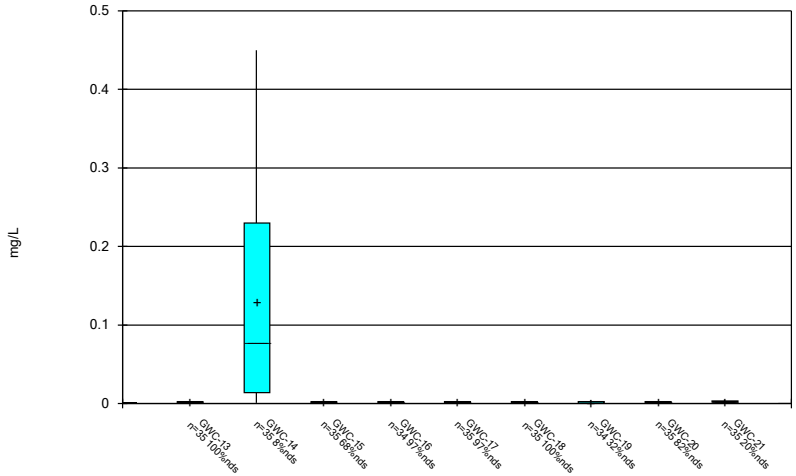

Constituent: Cobalt Analysis Run 8/12/2024 5:24 PM

Plant Wansley Client: Southern Company Data: Wansley Landfill

Sanitas™ v.10.0.20 Software licensed to Groundwater Stats Consulting. UG

Box & Whiskers Plot

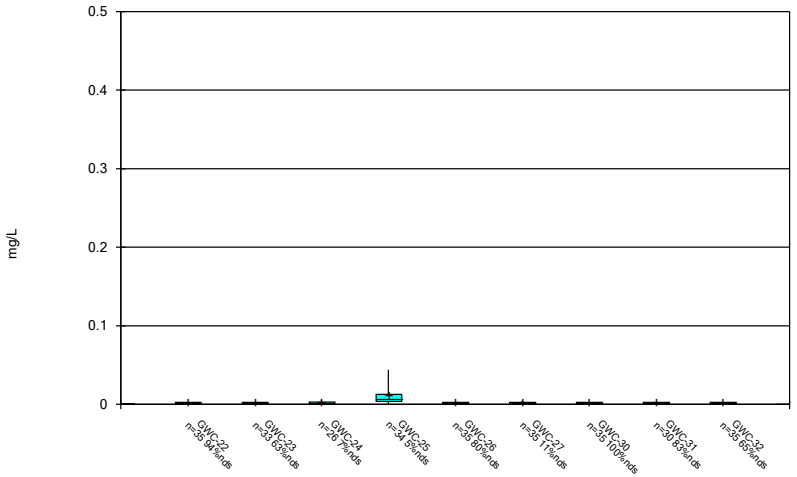

Constituent: Cobalt Analysis Run 8/12/2024 5:24 PM

Plant Wansley Client: Southern Company Data: Wansley Landfill

Sanitas™ v.10.0.20 Software licensed to Groundwater Stats Consulting. UG

Box & Whiskers Plot

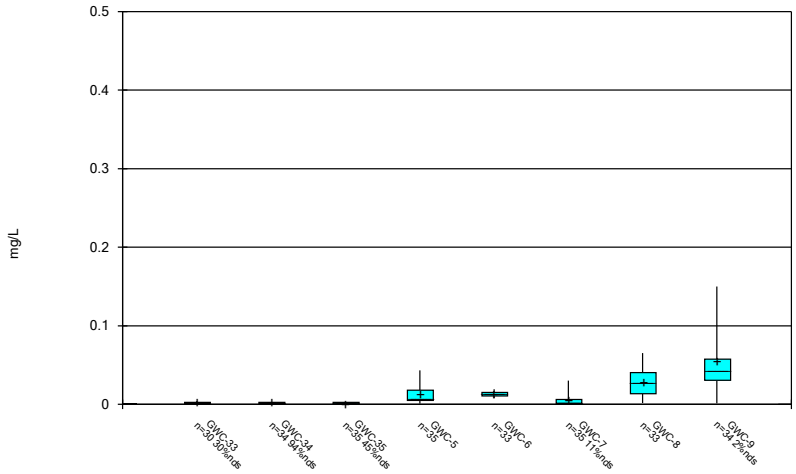

Constituent: Cobalt Analysis Run 8/12/2024 5:24 PM

Plant Wansley Client: Southern Company Data: Wansley Landfill

Sanitas™ v.10.0.20 Software licensed to Groundwater Stats Consulting. UG

Box & Whiskers Plot

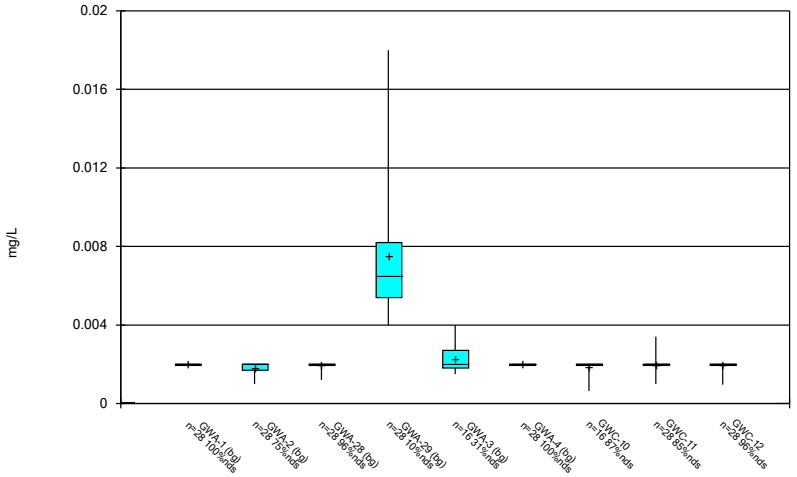

Constituent: Copper Analysis Run 8/12/2024 5:25 PM

Plant Wansley Client: Southern Company Data: Wansley Landfill

Sanitas™ v.10.0.20 Software licensed to Groundwater Stats Consulting. UG

Box & Whiskers Plot

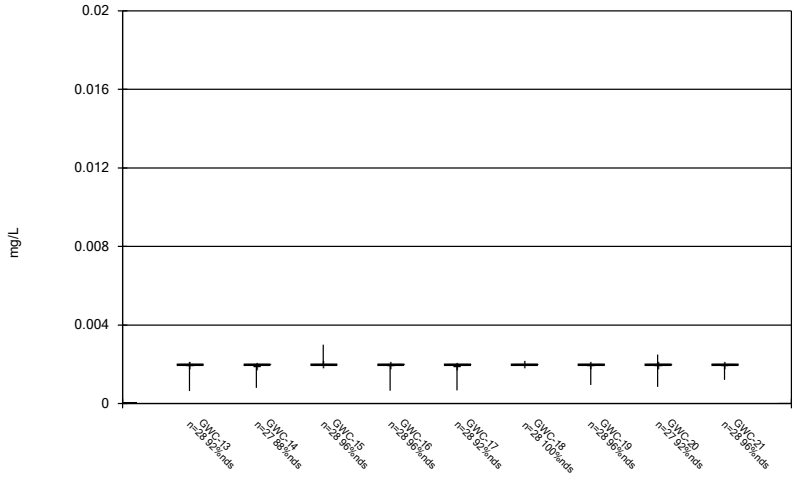

Constituent: Copper Analysis Run 8/12/2024 5:25 PM

Plant Wansley Client: Southern Company Data: Wansley Landfill

Sanitas™ v.10.0.20 Software licensed to Groundwater Stats Consulting. UG

Box & Whiskers Plot

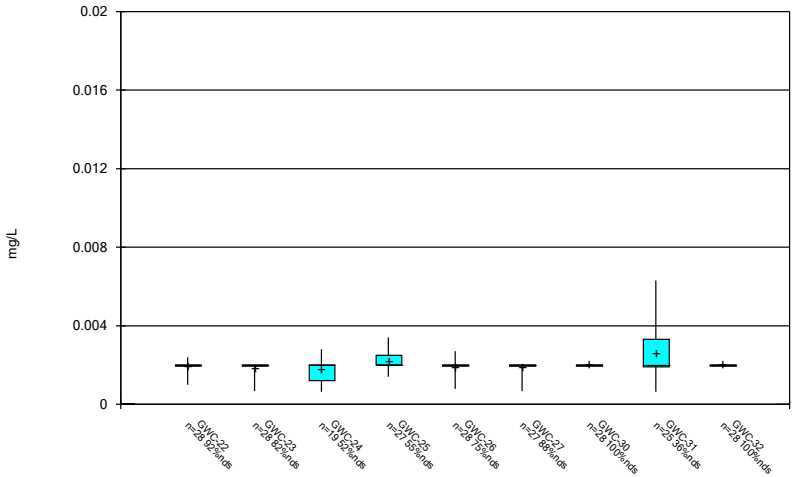

Constituent: Copper Analysis Run 8/12/2024 5:25 PM

Plant Wansley Client: Southern Company Data: Wansley Landfill

Sanitas™ v.10.0.20 Software licensed to Groundwater Stats Consulting. UG

Box & Whiskers Plot

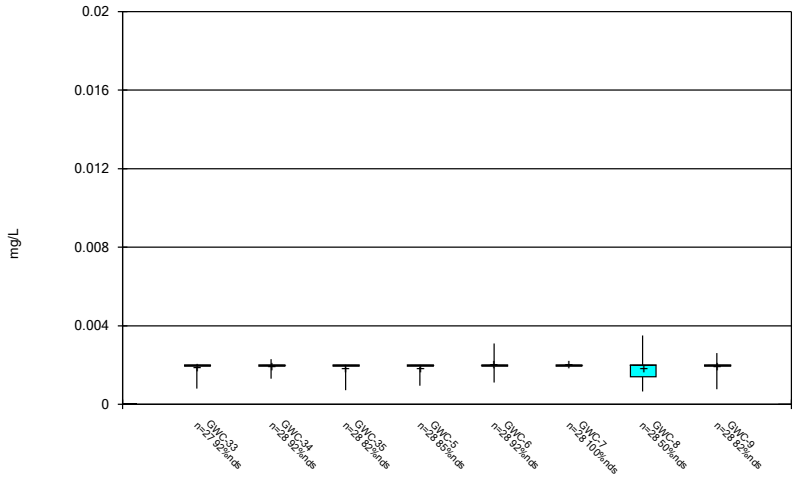

Constituent: Copper Analysis Run 8/12/2024 5:25 PM

Plant Wansley Client: Southern Company Data: Wansley Landfill

Sanitas™ v.10.0.20 Software licensed to Groundwater Stats Consulting. UG

Box & Whiskers Plot

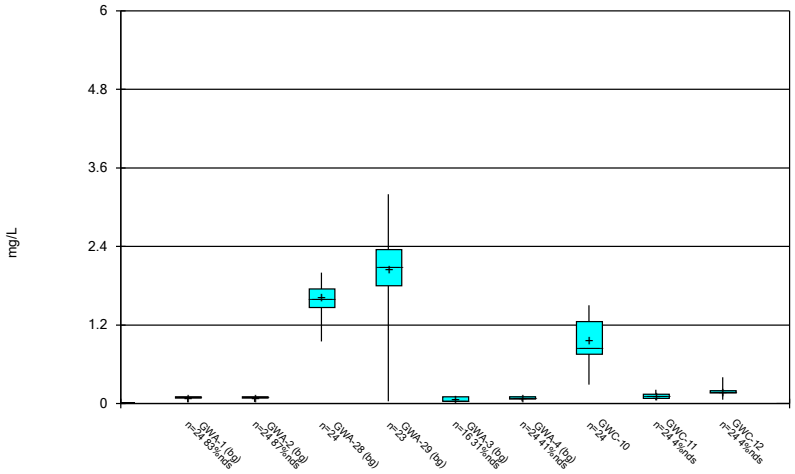

Constituent: Fluoride Analysis Run 8/12/2024 5:25 PM

Plant Wansley Client: Southern Company Data: Wansley Landfill

Sanitas™ v.10.0.20 Software licensed to Groundwater Stats Consulting. UG

Box & Whiskers Plot

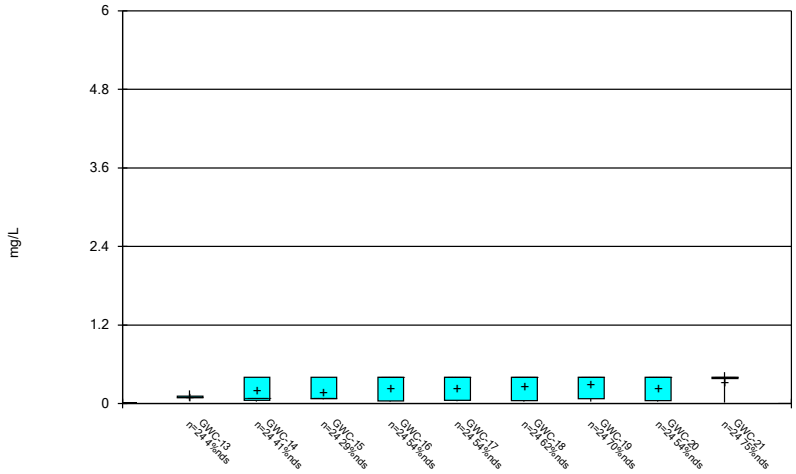

Constituent: Fluoride Analysis Run 8/12/2024 5:25 PM

Plant Wansley Client: Southern Company Data: Wansley Landfill

Sanitas™ v.10.0.20 Software licensed to Groundwater Stats Consulting. UG

Box & Whiskers Plot

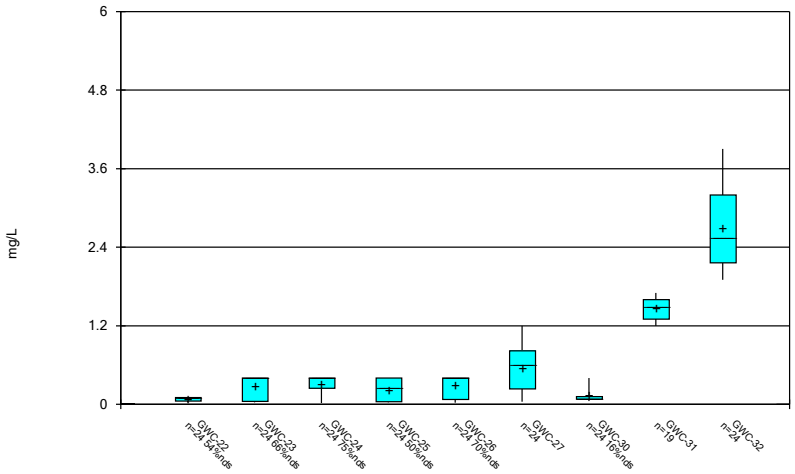

Constituent: Fluoride Analysis Run 8/12/2024 5:25 PM

Plant Wansley Client: Southern Company Data: Wansley Landfill

Sanitas™ v.10.0.20 Software licensed to Groundwater Stats Consulting. UG

Box & Whiskers Plot

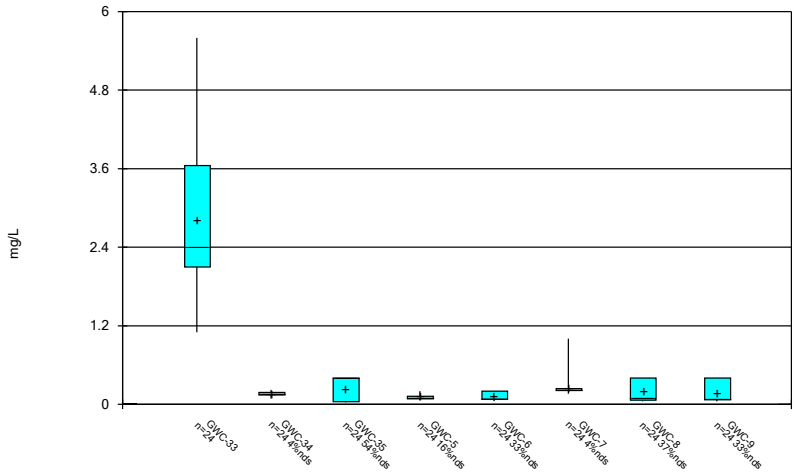

Constituent: Fluoride Analysis Run 8/12/2024 5:25 PM

Plant Wansley Client: Southern Company Data: Wansley Landfill

Sanitas™ v.10.0.20 Software licensed to Groundwater Stats Consulting. UG

Box & Whiskers Plot

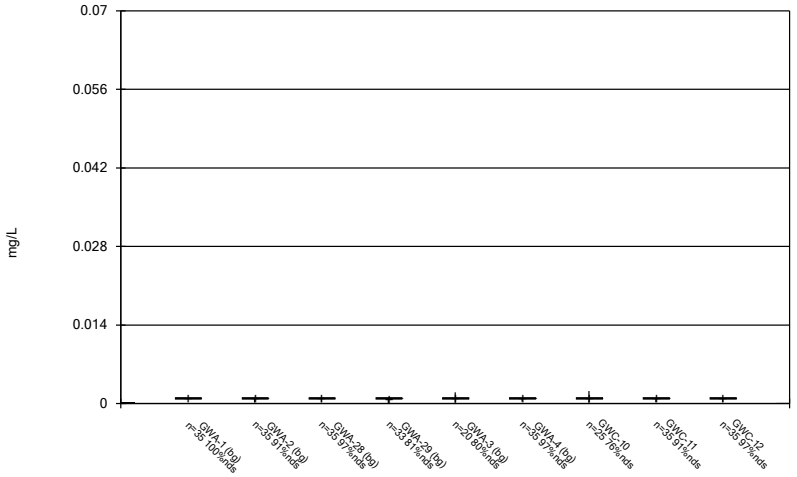

Constituent: Lead Analysis Run 8/12/2024 5:25 PM

Plant Wansley Client: Southern Company Data: Wansley Landfill

Sanitas™ v.10.0.20 Software licensed to Groundwater Stats Consulting. UG

Box & Whiskers Plot

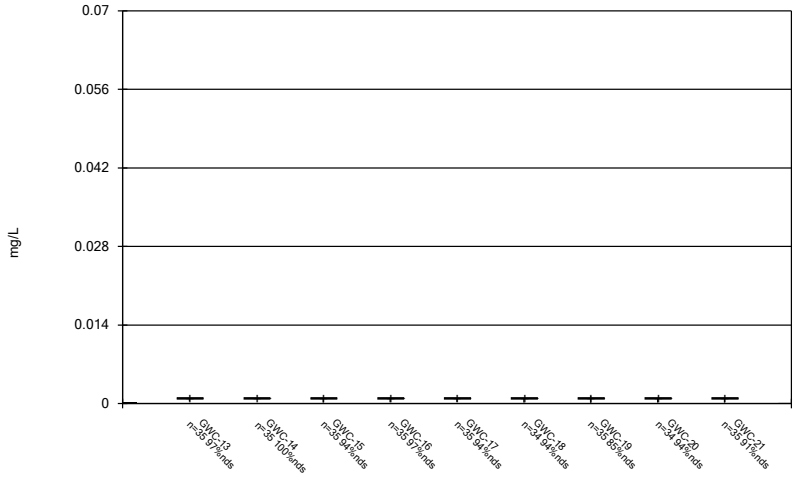

Constituent: Lead Analysis Run 8/12/2024 5:25 PM

Plant Wansley Client: Southern Company Data: Wansley Landfill

Sanitas™ v.10.0.20 Software licensed to Groundwater Stats Consulting. UG

Box & Whiskers Plot

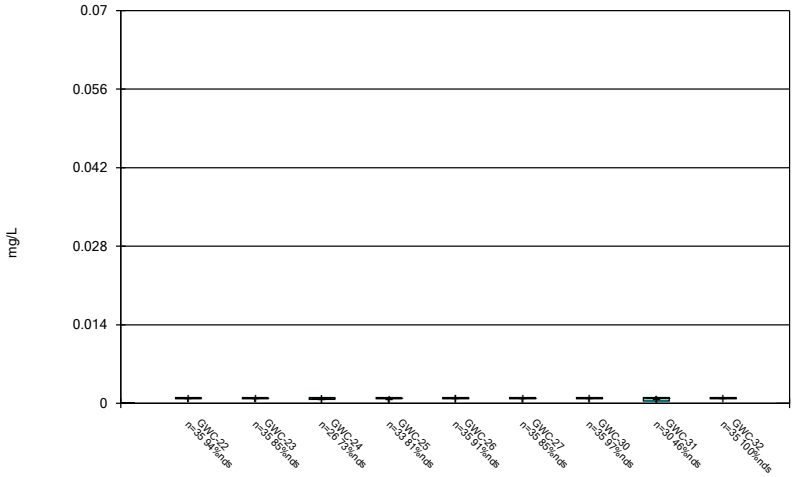

Constituent: Lead Analysis Run 8/12/2024 5:25 PM

Plant Wansley Client: Southern Company Data: Wansley Landfill

Sanitas™ v.10.0.20 Software licensed to Groundwater Stats Consulting. UG

Box & Whiskers Plot

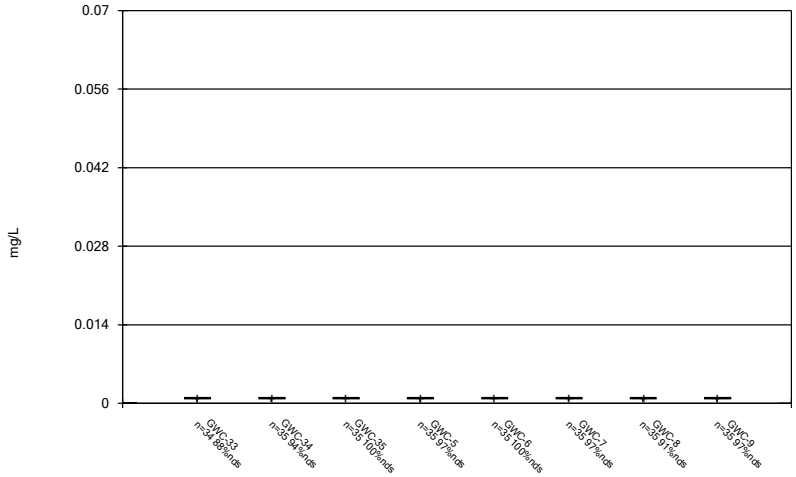

Constituent: Lead Analysis Run 8/12/2024 5:25 PM

Plant Wansley Client: Southern Company Data: Wansley Landfill

Sanitas™ v.10.0.20 Software licensed to Groundwater Stats Consulting. UG

Box & Whiskers Plot

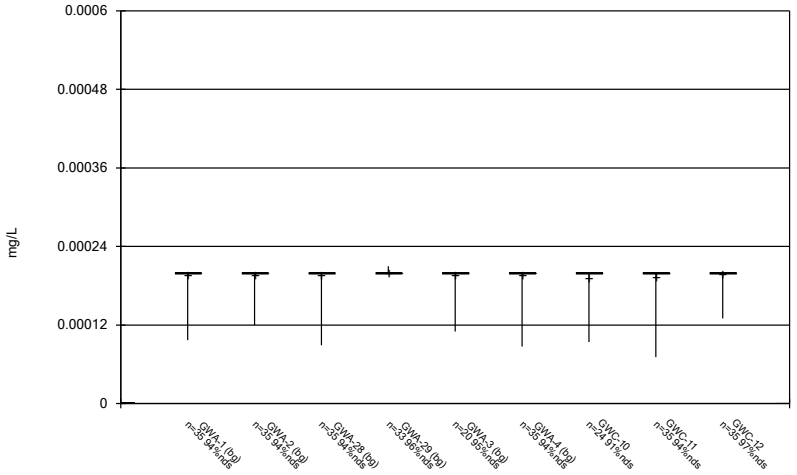

Constituent: Mercury Analysis Run 8/12/2024 5:25 PM

Plant Wansley Client: Southern Company Data: Wansley Landfill

Sanitas™ v.10.0.20 Software licensed to Groundwater Stats Consulting. UG

Box & Whiskers Plot

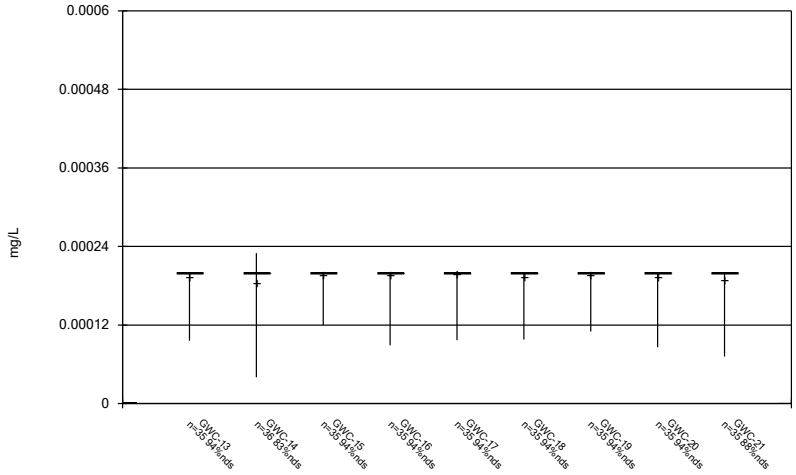

Constituent: Mercury Analysis Run 8/12/2024 5:25 PM

Plant Wansley Client: Southern Company Data: Wansley Landfill

Sanitas™ v.10.0.20 Software licensed to Groundwater Stats Consulting. UG

Box & Whiskers Plot

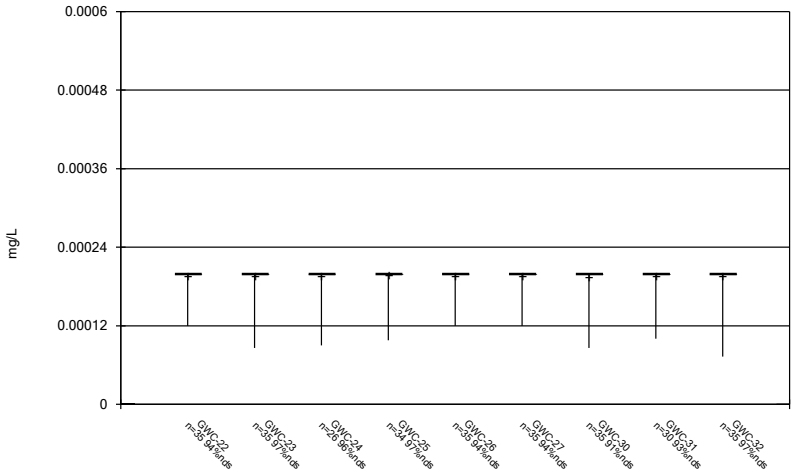

Constituent: Mercury Analysis Run 8/12/2024 5:25 PM

Plant Wansley Client: Southern Company Data: Wansley Landfill

Sanitas™ v.10.0.20 Software licensed to Groundwater Stats Consulting. UG

Box & Whiskers Plot

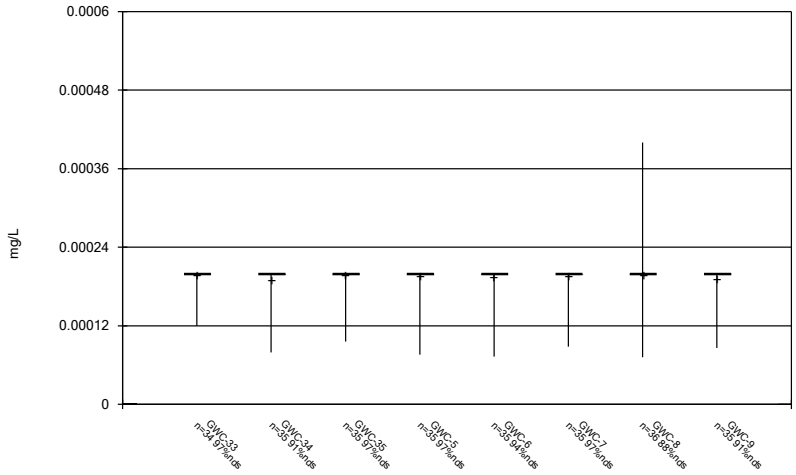

Constituent: Mercury Analysis Run 8/12/2024 5:25 PM

Plant Wansley Client: Southern Company Data: Wansley Landfill

Sanitas™ v.10.0.20 Software licensed to Groundwater Stats Consulting. UG

Box & Whiskers Plot

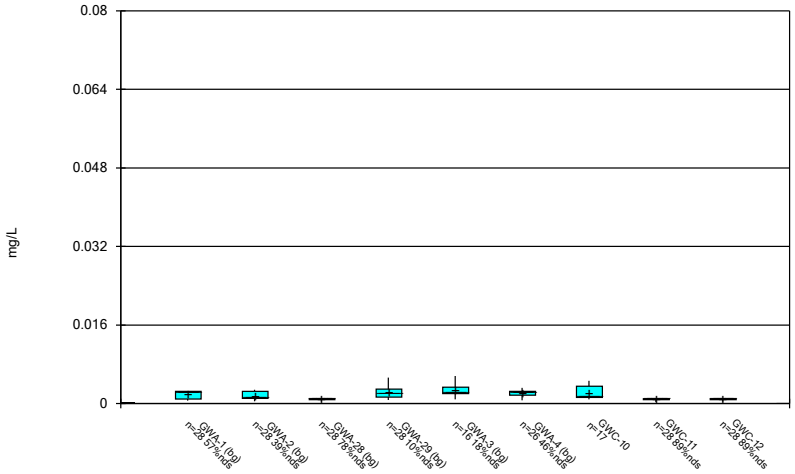

Constituent: Nickel Analysis Run 8/12/2024 5:25 PM

Plant Wansley Client: Southern Company Data: Wansley Landfill

Sanitas™ v.10.0.20 Software licensed to Groundwater Stats Consulting. UG

Box & Whiskers Plot

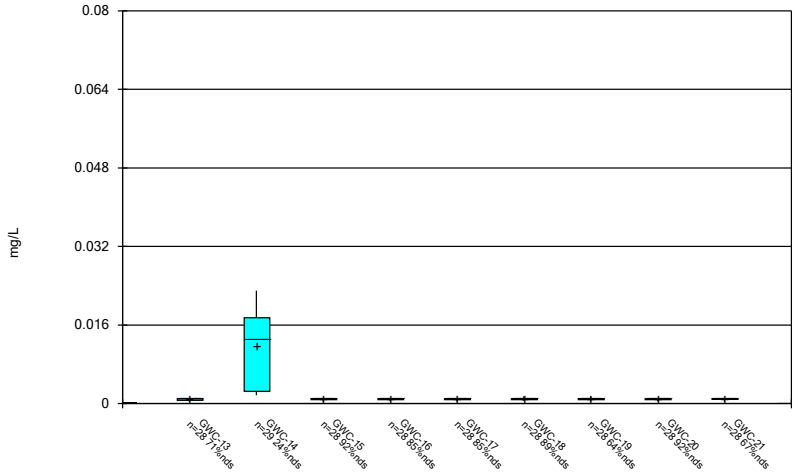

Constituent: Nickel Analysis Run 8/12/2024 5:25 PM

Plant Wansley Client: Southern Company Data: Wansley Landfill

Sanitas™ v.10.0.20 Software licensed to Groundwater Stats Consulting. UG

Box & Whiskers Plot

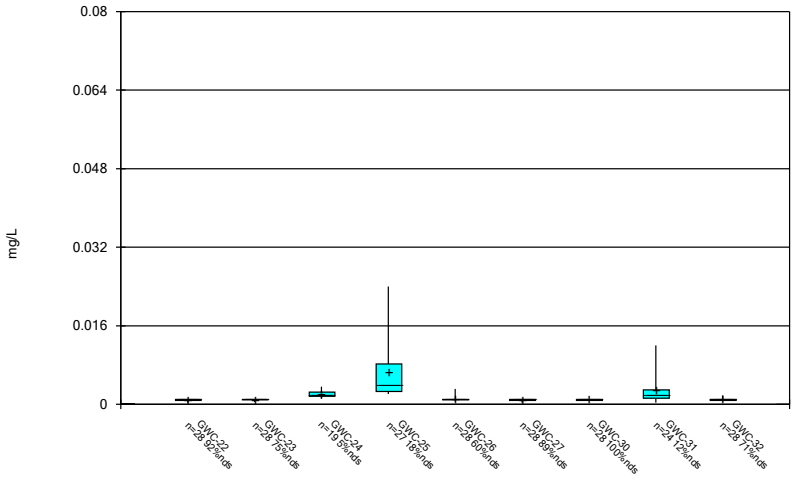

Constituent: Nickel Analysis Run 8/12/2024 5:25 PM

Plant Wansley Client: Southern Company Data: Wansley Landfill

Sanitas™ v.10.0.20 Software licensed to Groundwater Stats Consulting. UG

Box & Whiskers Plot

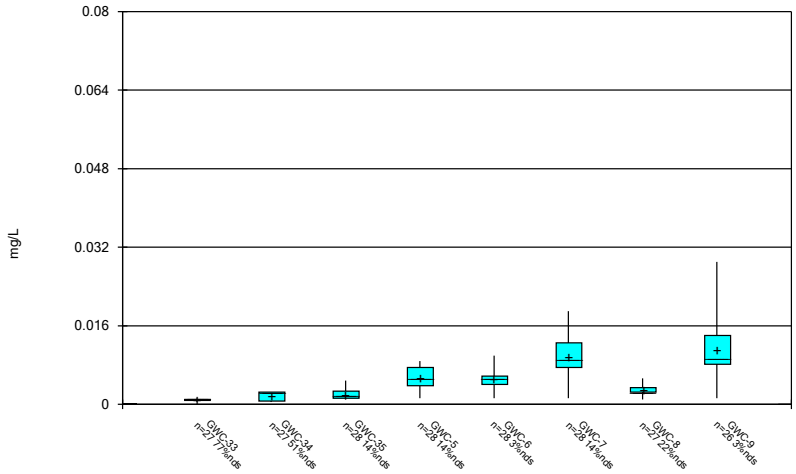

Constituent: Nickel Analysis Run 8/12/2024 5:25 PM

Plant Wansley Client: Southern Company Data: Wansley Landfill

Sanitas™ v.10.0.20 Software licensed to Groundwater Stats Consulting. UG

Box & Whiskers Plot

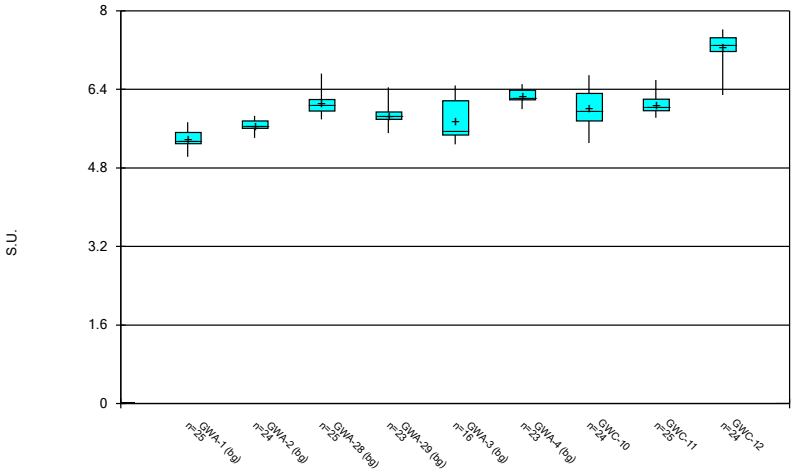

Constituent: pH, Field Analysis Run 8/12/2024 5:25 PM

Plant Wansley Client: Southern Company Data: Wansley Landfill

Sanitas™ v.10.0.20 Software licensed to Groundwater Stats Consulting. UG

Box & Whiskers Plot

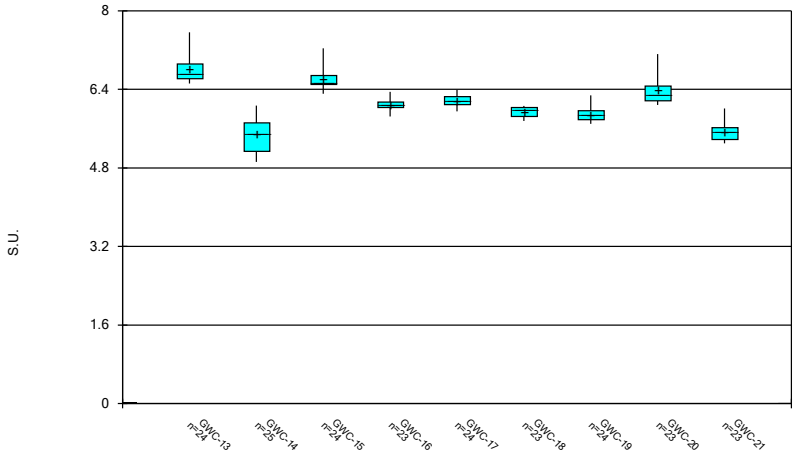

Constituent: pH, Field Analysis Run 8/12/2024 5:25 PM

Plant Wansley Client: Southern Company Data: Wansley Landfill

Sanitas™ v.10.0.20 Software licensed to Groundwater Stats Consulting. UG

Box & Whiskers Plot

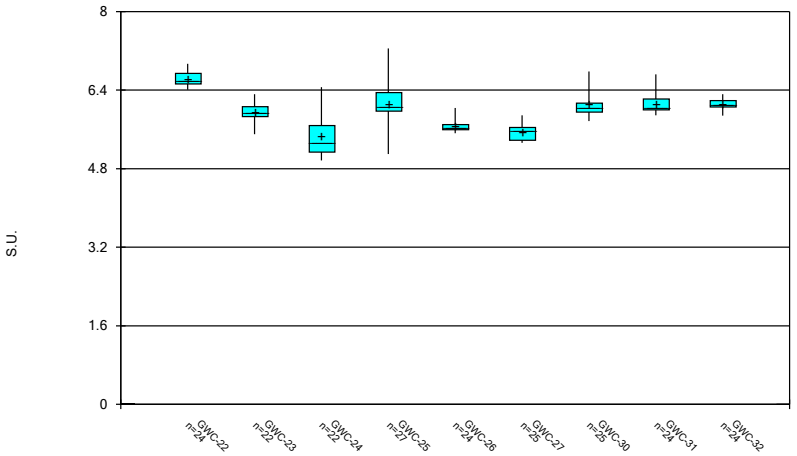

Constituent: pH, Field Analysis Run 8/12/2024 5:25 PM

Plant Wansley Client: Southern Company Data: Wansley Landfill

Sanitas™ v.10.0.20 Software licensed to Groundwater Stats Consulting. UG

Box & Whiskers Plot

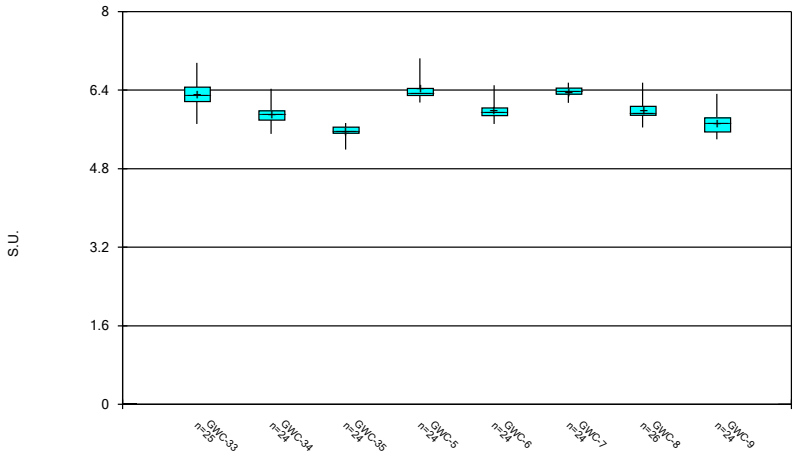

Constituent: pH, Field Analysis Run 8/12/2024 5:25 PM

Plant Wansley Client: Southern Company Data: Wansley Landfill

Sanitas™ v.10.0.20 Software licensed to Groundwater Stats Consulting. UG

Box & Whiskers Plot

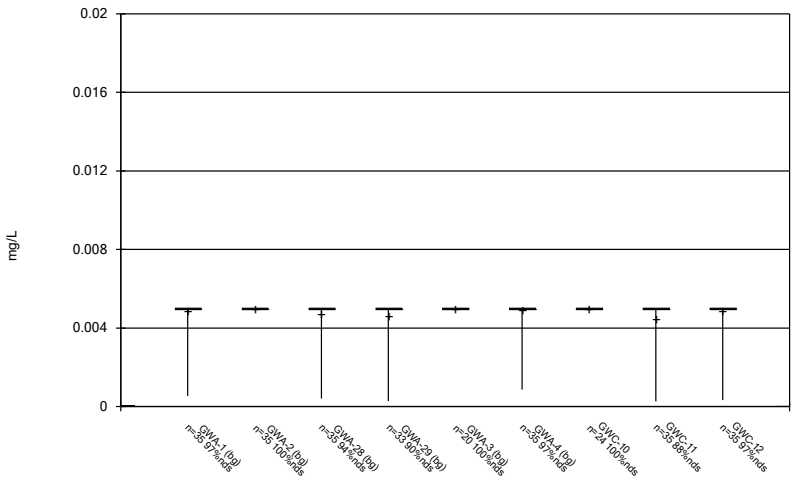

Constituent: Selenium Analysis Run 8/12/2024 5:25 PM

Plant Wansley Client: Southern Company Data: Wansley Landfill

Sanitas™ v.10.0.20 Software licensed to Groundwater Stats Consulting. UG

Box & Whiskers Plot

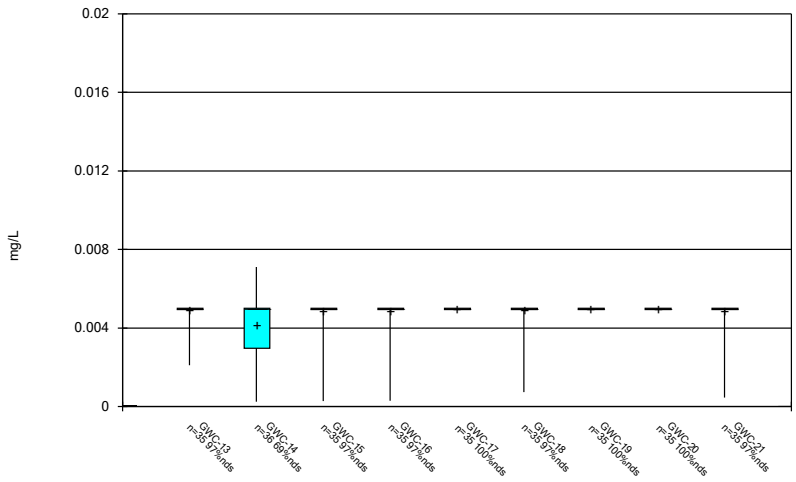

Constituent: Selenium Analysis Run 8/12/2024 5:25 PM

Plant Wansley Client: Southern Company Data: Wansley Landfill

Sanitas™ v.10.0.20 Software licensed to Groundwater Stats Consulting. UG

Box & Whiskers Plot

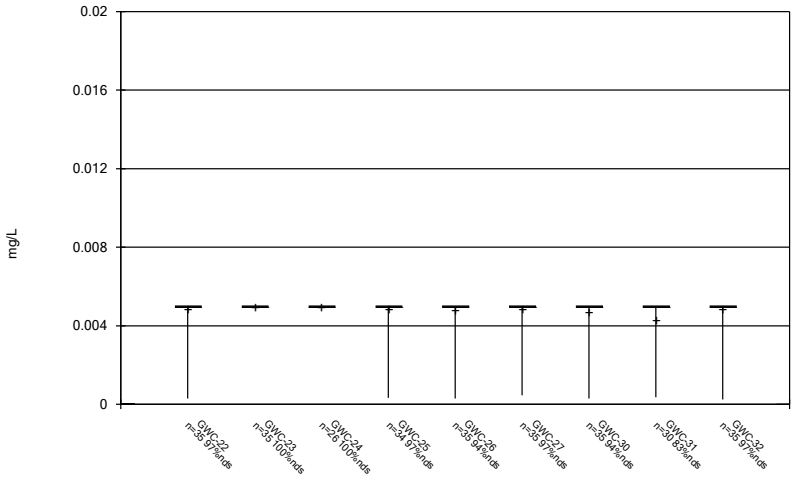

Constituent: Selenium Analysis Run 8/12/2024 5:25 PM

Plant Wansley Client: Southern Company Data: Wansley Landfill

Sanitas™ v.10.0.20 Software licensed to Groundwater Stats Consulting. UG

Box & Whiskers Plot

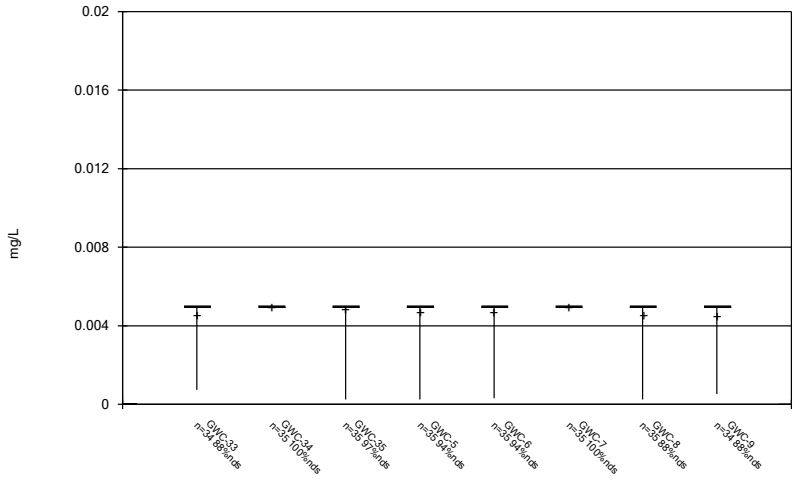

Constituent: Selenium Analysis Run 8/12/2024 5:25 PM

Plant Wansley Client: Southern Company Data: Wansley Landfill

Sanitas™ v.10.0.20 Software licensed to Groundwater Stats Consulting. UG

Box & Whiskers Plot

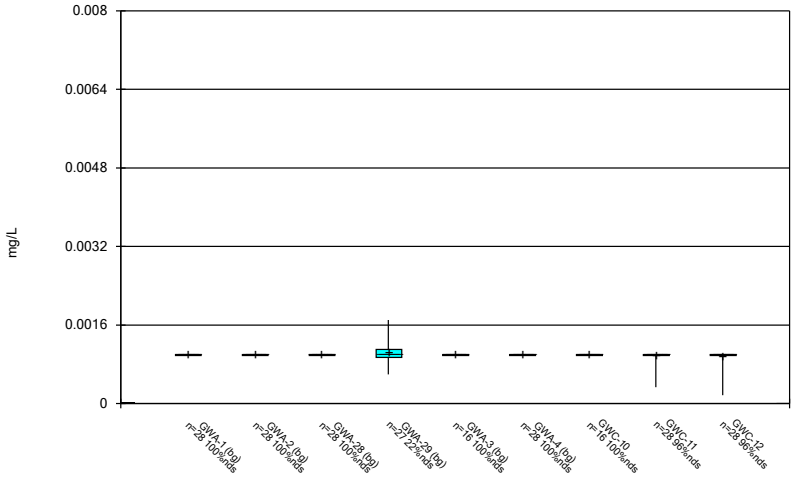

Constituent: Silver Analysis Run 8/12/2024 5:25 PM

Plant Wansley Client: Southern Company Data: Wansley Landfill

Sanitas™ v.10.0.20 Software licensed to Groundwater Stats Consulting. UG

Box & Whiskers Plot

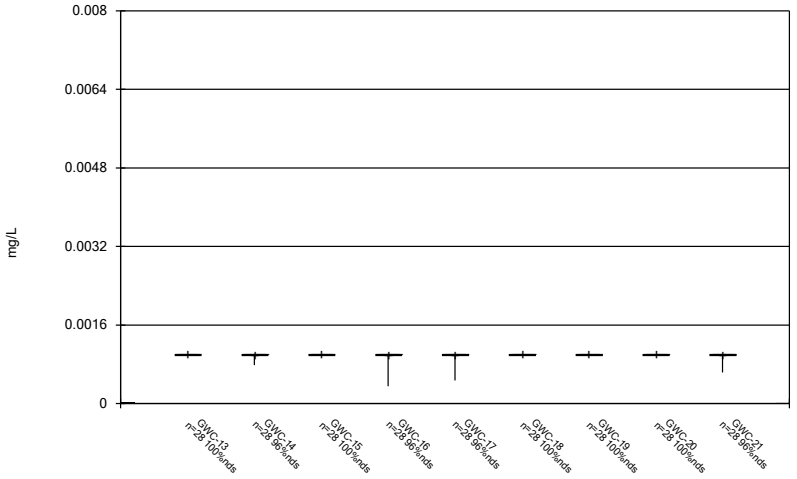

Constituent: Silver Analysis Run 8/12/2024 5:25 PM

Plant Wansley Client: Southern Company Data: Wansley Landfill

Sanitas™ v.10.0.20 Software licensed to Groundwater Stats Consulting. UG

Box & Whiskers Plot

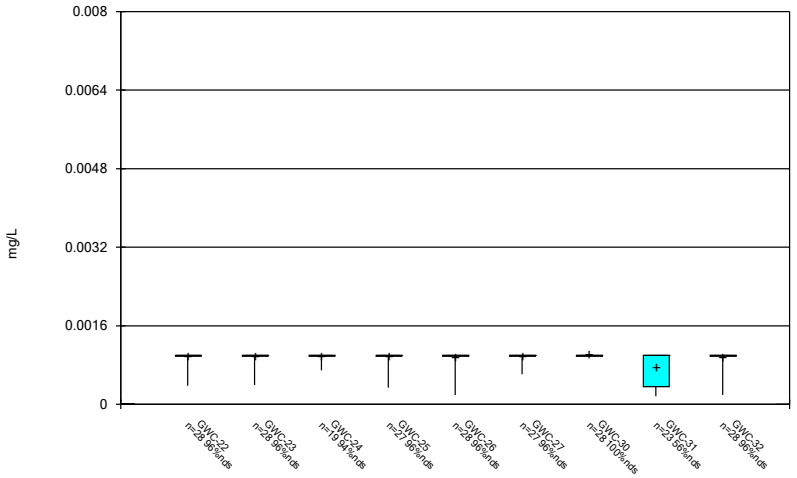

Constituent: Silver Analysis Run 8/12/2024 5:25 PM

Plant Wansley Client: Southern Company Data: Wansley Landfill

Sanitas™ v.10.0.20 Software licensed to Groundwater Stats Consulting. UG

Box & Whiskers Plot

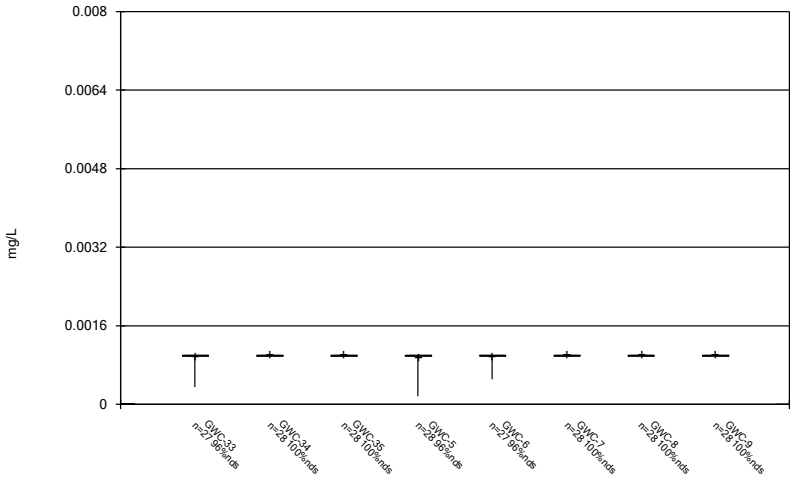

Constituent: Silver Analysis Run 8/12/2024 5:25 PM

Plant Wansley Client: Southern Company Data: Wansley Landfill

Sanitas™ v.10.0.20 Software licensed to Groundwater Stats Consulting. UG

Box & Whiskers Plot

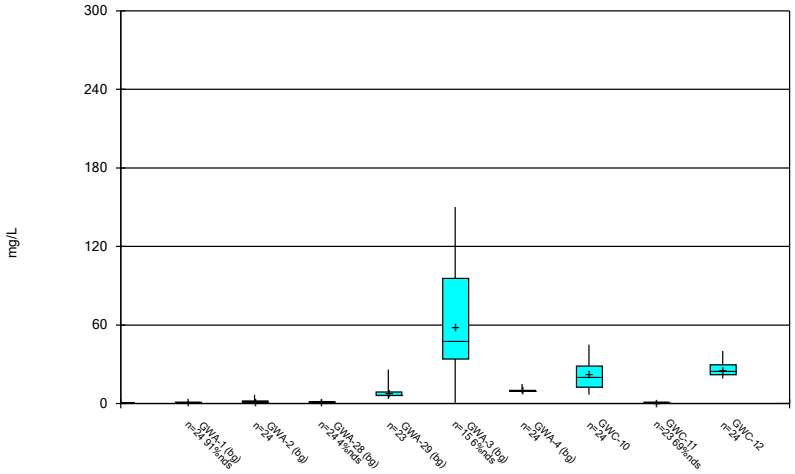

Constituent: Sulfate as SO4 Analysis Run 8/12/2024 5:25 PM

Plant Wansley Client: Southern Company Data: Wansley Landfill

Sanitas™ v.10.0.20 Software licensed to Groundwater Stats Consulting. UG

Box & Whiskers Plot

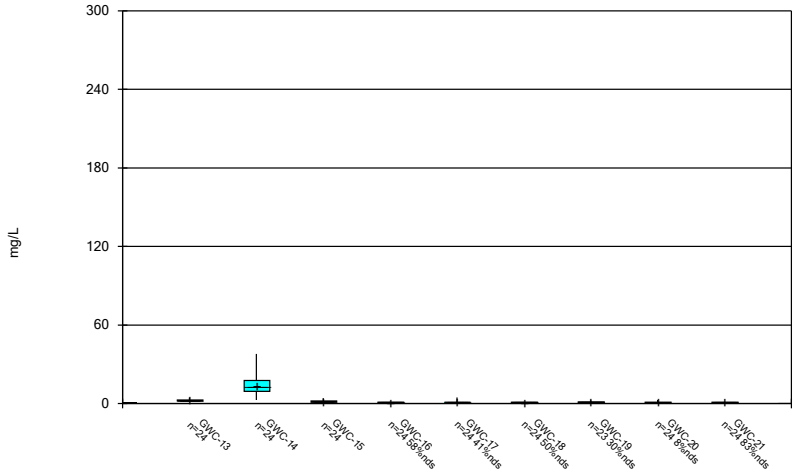

Constituent: Sulfate as SO4 Analysis Run 8/12/2024 5:25 PM

Plant Wansley Client: Southern Company Data: Wansley Landfill

Sanitas™ v.10.0.20 Software licensed to Groundwater Stats Consulting. UG

Box & Whiskers Plot

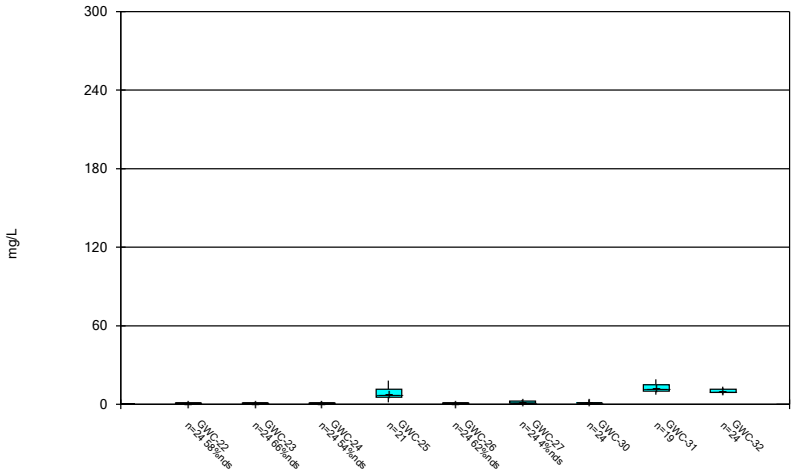

Constituent: Sulfate as SO4 Analysis Run 8/12/2024 5:25 PM

Plant Wansley Client: Southern Company Data: Wansley Landfill

Sanitas™ v.10.0.20 Software licensed to Groundwater Stats Consulting. UG

Box & Whiskers Plot

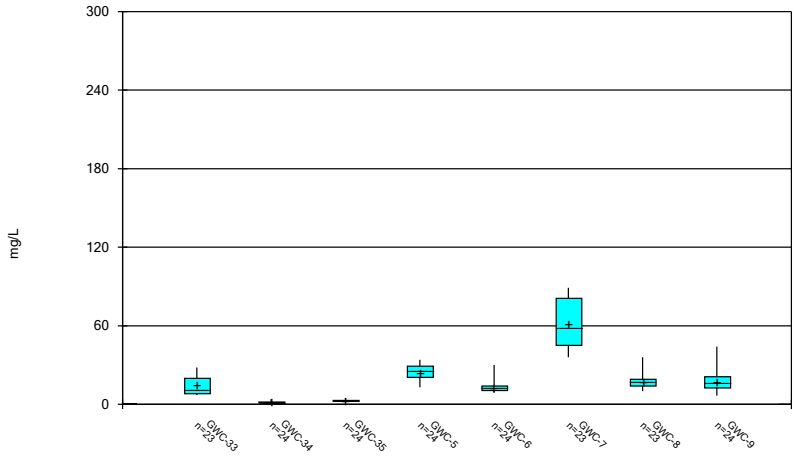

Constituent: Sulfate as SO4 Analysis Run 8/12/2024 5:25 PM

Plant Wansley Client: Southern Company Data: Wansley Landfill

Sanitas™ v.10.0.20 Software licensed to Groundwater Stats Consulting. UG

Box & Whiskers Plot

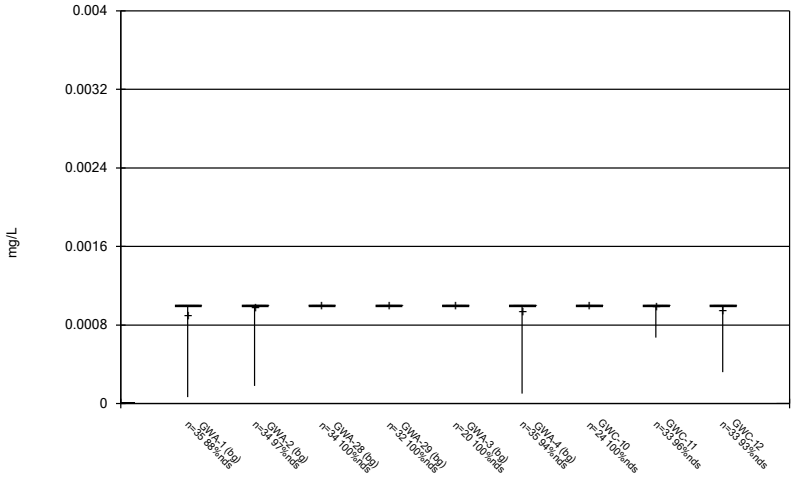

Constituent: Thallium Analysis Run 8/12/2024 5:25 PM

Plant Wansley Client: Southern Company Data: Wansley Landfill

Sanitas™ v.10.0.20 Software licensed to Groundwater Stats Consulting. UG

Box & Whiskers Plot

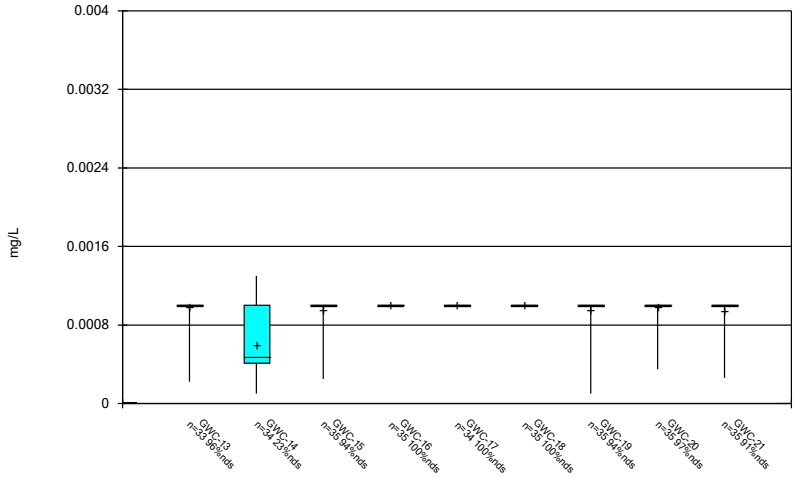

Constituent: Thallium Analysis Run 8/12/2024 5:25 PM

Plant Wansley Client: Southern Company Data: Wansley Landfill

Sanitas™ v.10.0.20 Software licensed to Groundwater Stats Consulting. UG

Box & Whiskers Plot

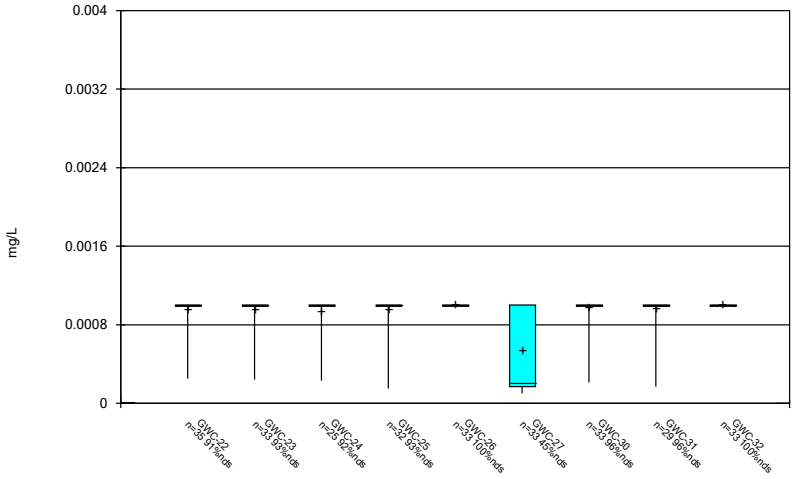

Constituent: Thallium Analysis Run 8/12/2024 5:25 PM

Plant Wansley Client: Southern Company Data: Wansley Landfill

Sanitas™ v.10.0.20 Software licensed to Groundwater Stats Consulting. UG

Box & Whiskers Plot

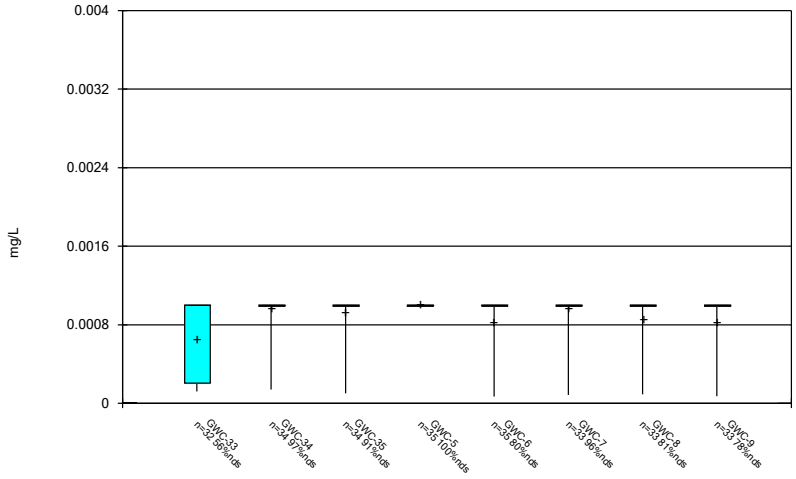

Constituent: Thallium Analysis Run 8/12/2024 5:25 PM

Plant Wansley Client: Southern Company Data: Wansley Landfill

Sanitas™ v.10.0.20 Software licensed to Groundwater Stats Consulting. UG

Box & Whiskers Plot

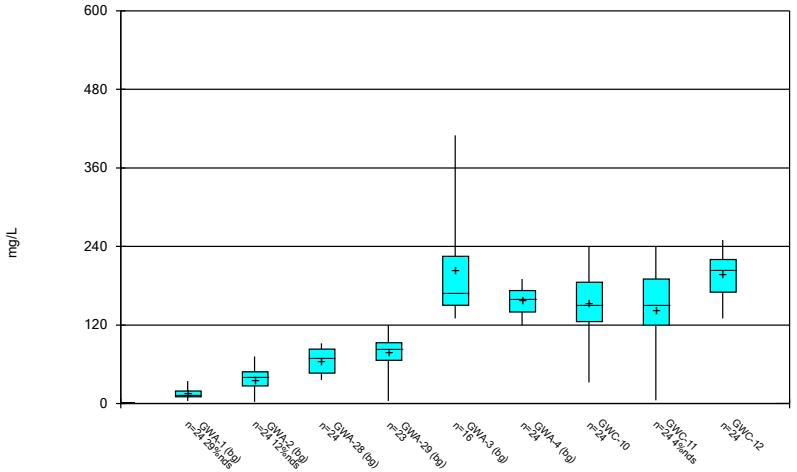

Constituent: Total Dissolved Solids [TDS] Analysis Run 8/12/2024 5:25 PM
Plant Wansley Client: Southern Company Data: Wansley Landfill

Sanitas™ v.10.0.20 Software licensed to Groundwater Stats Consulting. UG

Box & Whiskers Plot

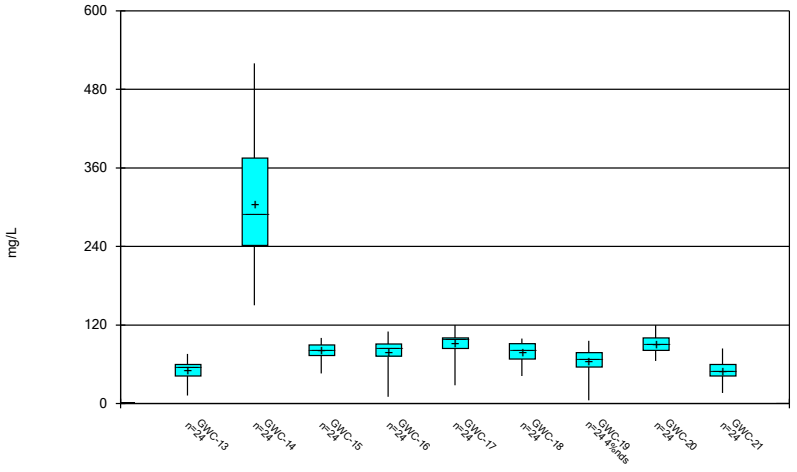

Constituent: Total Dissolved Solids [TDS] Analysis Run 8/12/2024 5:25 PM
Plant Wansley Client: Southern Company Data: Wansley Landfill

Sanitas™ v.10.0.20 Software licensed to Groundwater Stats Consulting. UG

Box & Whiskers Plot

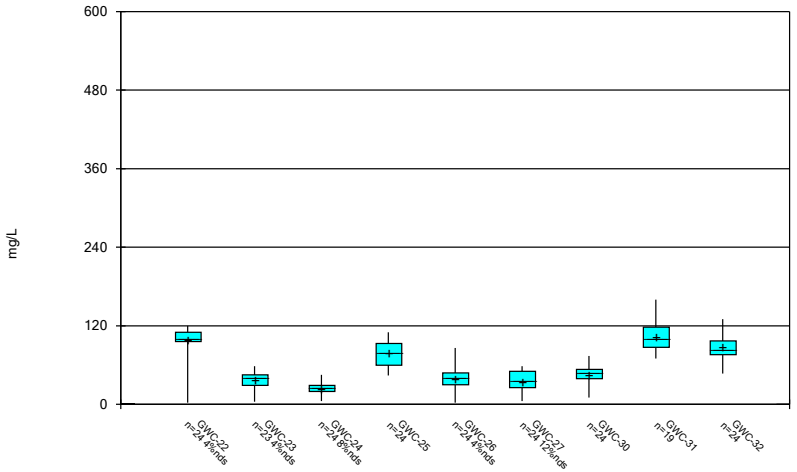

Constituent: Total Dissolved Solids [TDS] Analysis Run 8/12/2024 5:25 PM
Plant Wansley Client: Southern Company Data: Wansley Landfill

Sanitas™ v.10.0.20 Software licensed to Groundwater Stats Consulting. UG

Box & Whiskers Plot

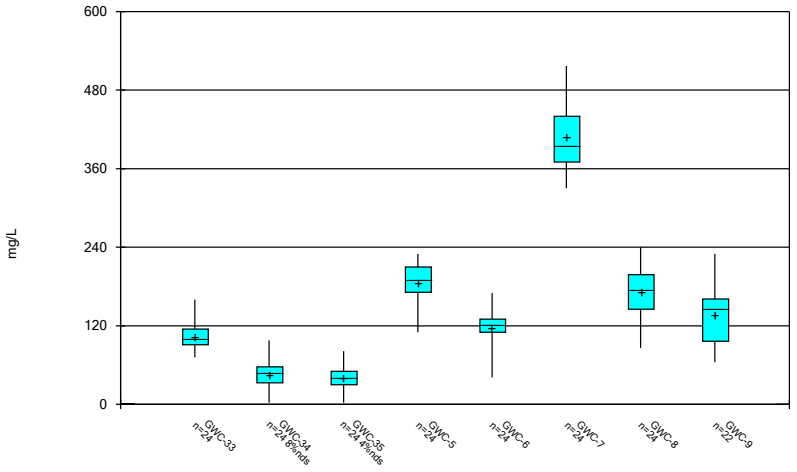

Constituent: Total Dissolved Solids [TDS] Analysis Run 8/12/2024 5:25 PM
Plant Wansley Client: Southern Company Data: Wansley Landfill

Sanitas™ v.10.0.20 Software licensed to Groundwater Stats Consulting. UG

Box & Whiskers Plot

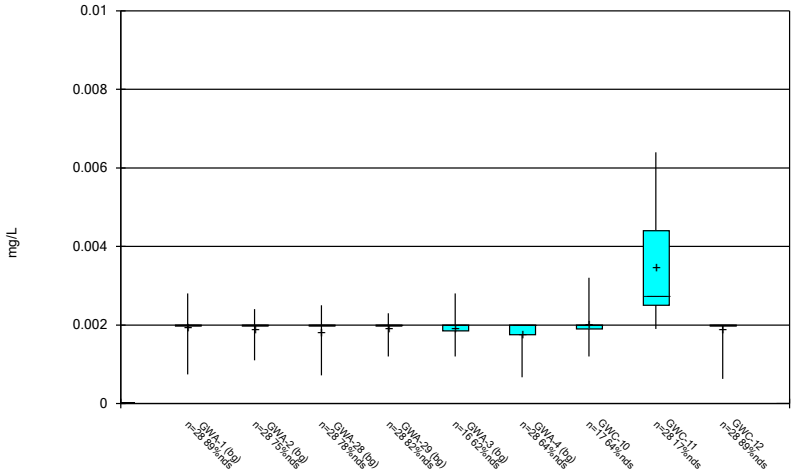

Constituent: Vanadium Analysis Run 8/12/2024 5:25 PM

Plant Wansley Client: Southern Company Data: Wansley Landfill

Sanitas™ v.10.0.20 Software licensed to Groundwater Stats Consulting. UG

Box & Whiskers Plot

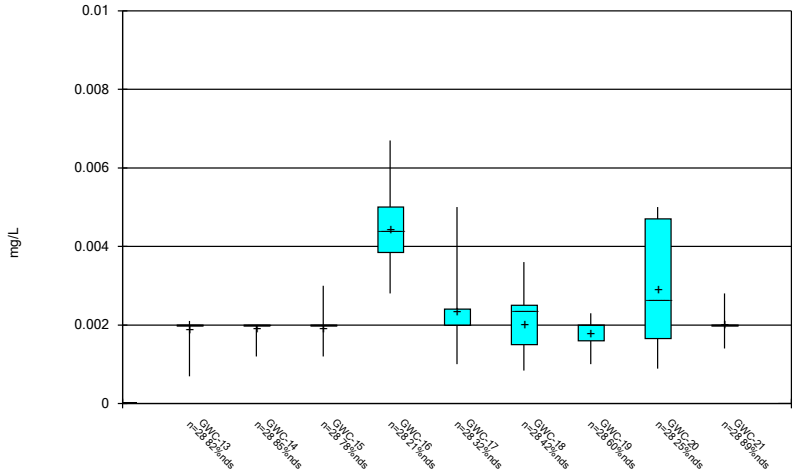

Constituent: Vanadium Analysis Run 8/12/2024 5:25 PM

Plant Wansley Client: Southern Company Data: Wansley Landfill

Sanitas™ v.10.0.20 Software licensed to Groundwater Stats Consulting. UG

Box & Whiskers Plot

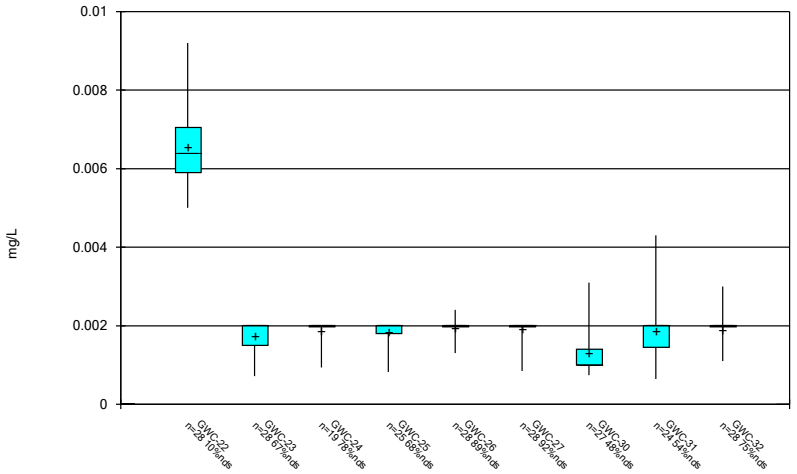

Constituent: Vanadium Analysis Run 8/12/2024 5:25 PM

Plant Wansley Client: Southern Company Data: Wansley Landfill

Sanitas™ v.10.0.20 Software licensed to Groundwater Stats Consulting. UG

Box & Whiskers Plot

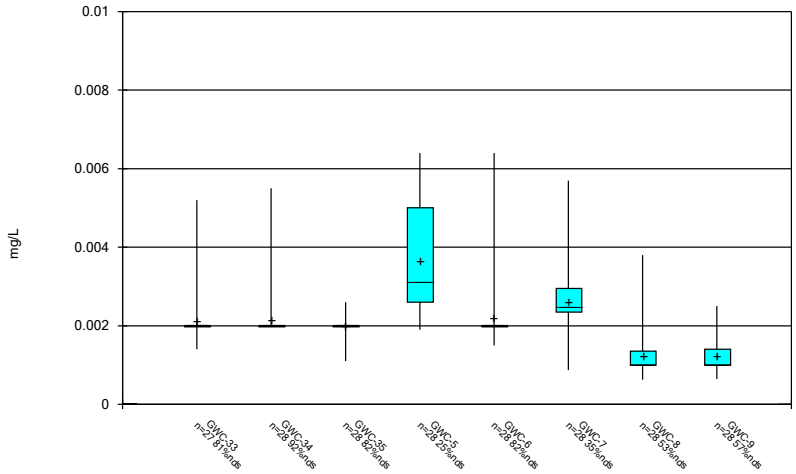

Constituent: Vanadium Analysis Run 8/12/2024 5:25 PM

Plant Wansley Client: Southern Company Data: Wansley Landfill

Sanitas™ v.10.0.20 Software licensed to Groundwater Stats Consulting. UG

Box & Whiskers Plot

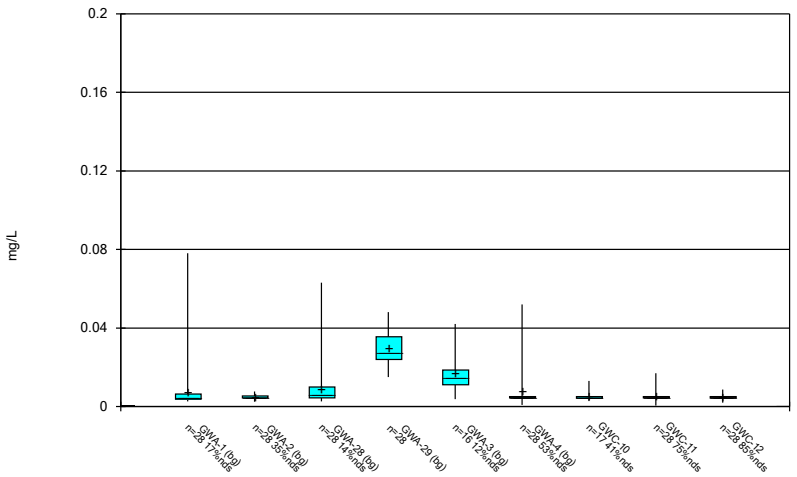

Constituent: Zinc Analysis Run 8/12/2024 5:25 PM

Plant Wansley Client: Southern Company Data: Wansley Landfill

Sanitas™ v.10.0.20 Software licensed to Groundwater Stats Consulting. UG

Box & Whiskers Plot

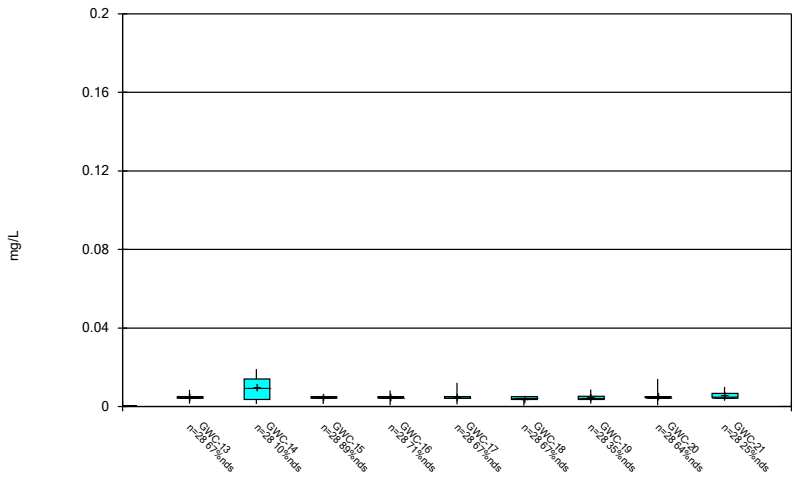

Constituent: Zinc Analysis Run 8/12/2024 5:25 PM

Plant Wansley Client: Southern Company Data: Wansley Landfill

Sanitas™ v.10.0.20 Software licensed to Groundwater Stats Consulting. UG

Box & Whiskers Plot

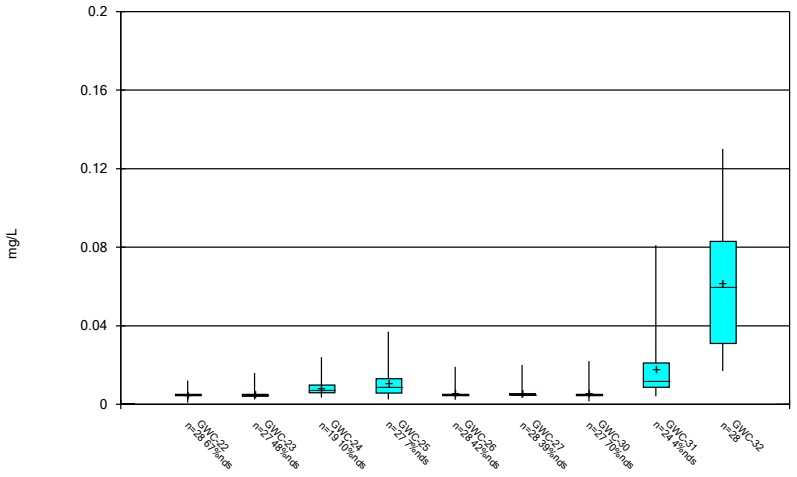

Constituent: Zinc Analysis Run 8/12/2024 5:25 PM

Plant Wansley Client: Southern Company Data: Wansley Landfill

Sanitas™ v.10.0.20 Software licensed to Groundwater Stats Consulting. UG

Box & Whiskers Plot

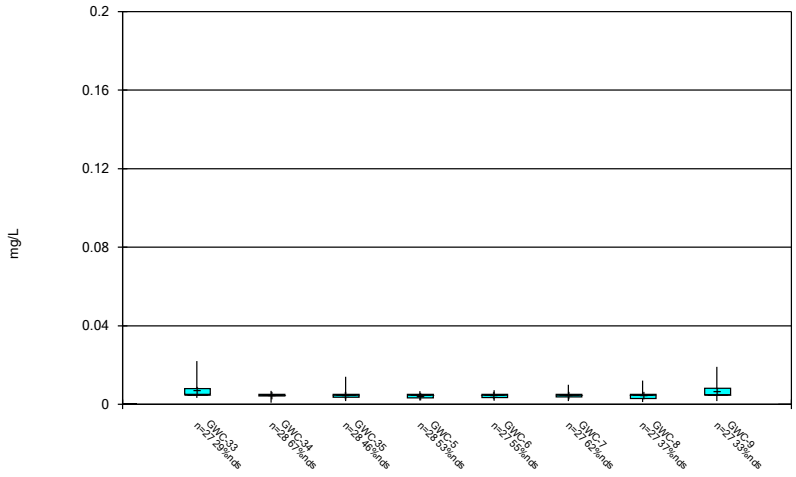

Constituent: Zinc Analysis Run 8/12/2024 5:25 PM

Plant Wansley Client: Southern Company Data: Wansley Landfill

FIGURE C.

Outlier Summary

Plant Wansley Client: Southern Company Data: Wansley Landfill Printed 8/12/2024, 5:28 PM

	GWC-12 Arsenic (mg/L)	GWC-34 Barium (mg/L)	GWA-3 Calcium (mg/L)	GWC-33 Calcium (mg/L)	GWC-7 Chloride (mg/L)	GWA-28 Chromium (mg/L)	GWA-29 Chromium (mg/L)	GWC-25 Chromium (mg/L)	GWC-32 Chromium (mg/L)	GWC-5 Chromium (mg/L)
8/30/2011										
9/7/2011										
9/16/2011										
9/17/2011										
10/27/2011										
10/30/2011										
12/5/2011										
12/13/2011										
2/7/2012								0.0065 (O)		
7/24/2013										
7/1/2014										
1/13/2015										
1/14/2015										
7/22/2015										
1/22/2016										
1/27/2016										
3/24/2016										
3/29/2016					8.5125 (O)					
3/31/2016										
5/19/2016							0.00684 (JO)			
5/24/2016										
7/22/2016										
9/15/2016						0.0082 (O)				
9/16/2016										
9/19/2016										
9/20/2016										
11/16/2016										
11/17/2016				55 (O)						
1/17/2017										
1/24/2017										
1/25/2017										
1/26/2017										
1/31/2017										
2/2/2017										
3/22/2017									0.024 (O)	
3/23/2017										
5/1/2017										
5/2/2017								0.015 (O)		
5/3/2017	0.0024 (O)									
8/3/2017		0.031 (O)							0.0053 (O)	
8/7/2017										
10/3/2017			91 (o)							
10/1/2018										
1/30/2019										
1/31/2019										
9/11/2019										
9/12/2019										
3/12/2020										
9/10/2020										
3/15/2021							0.021 (o)			
3/16/2021										
3/18/2021										
8/23/2021										
3/9/2022										
8/16/2022										
10/12/2022										

Outlier Summary

Plant Wansley Client: Southern Company Data: Wansley Landfill Printed 8/12/2024, 5:28 PM

	GWC-9 Chromium (mg/L)	GWC-14 Cobalt (mg/L)	GWC-16 Cobalt (mg/L)	GWC-19 Cobalt (mg/L)	GWC-23 Cobalt (mg/L)	GWC-33 Cobalt (mg/L)	GWC-34 Cobalt (mg/L)	GWC-6 Cobalt (mg/L)	GWC-8 Cobalt (mg/L)	GWC-9 Cobalt (mg/L)
8/30/2011			0.0033 (O)							
9/7/2011									0.14 (O)	0.27 (O)
9/16/2011					0.0037 (O)					
9/17/2011										
10/27/2011		0.044 (O)								
10/30/2011								0.037 (o)		
12/5/2011								0.029 (o)	0.17 (O)	
12/13/2011					0.003 (O)					
2/7/2012										
7/24/2013										
7/1/2014										
1/13/2015										
1/14/2015										
7/22/2015										
1/22/2016										
1/27/2016										
3/24/2016										
3/29/2016										
3/31/2016										
5/19/2016										
5/24/2016						0.0136 (o)				
7/22/2016						0.01 (o)				
9/15/2016										
9/16/2016						0.011 (o)				
9/19/2016										
9/20/2016										
11/16/2016										
11/17/2016										
1/17/2017										
1/24/2017										
1/25/2017										
1/26/2017										
1/31/2017										
2/2/2017				0.011 (O)						
3/22/2017										
3/23/2017										
5/1/2017						0.0085 (o)				
5/2/2017										
5/3/2017										
8/3/2017							0.027 (O)			
8/7/2017										
10/3/2017										
10/1/2018										
1/30/2019										
1/31/2019										
9/11/2019										
9/12/2019										
3/12/2020										
9/10/2020										
3/15/2021										
3/16/2021	0.0073 (o)									
3/18/2021										
8/23/2021										
3/9/2022										
8/16/2022										
10/12/2022										

Outlier Summary

Plant Wansley Client: Southern Company Data: Wansley Landfill Printed 8/12/2024, 5:28 PM

	GWC-10 Copper (mg/L)	GWC-14 Copper (mg/L)	GWC-20 Copper (mg/L)	GWC-25 Copper (mg/L)	GWC-27 Copper (mg/L)	GWC-18 Lead (mg/L)	GWC-20 Lead (mg/L)	GWC-25 Lead (mg/L)	GWA-4 Nickel (mg/L)	GWC-34 Nickel (mg/L)
8/30/2011										
9/7/2011										
9/16/2011										
9/17/2011										
10/27/2011										
10/30/2011										
12/5/2011										
12/13/2011										
2/7/2012										
7/24/2013										
7/1/2014										
1/13/2015						0.0026 (Jo)				
1/14/2015									0.0073 (O)	
7/22/2015										
1/22/2016					0.0038 (JO)					
1/27/2016		0.0068 (O)								
3/24/2016										
3/29/2016										
3/31/2016										
5/19/2016										
5/24/2016										
7/22/2016										
9/15/2016										
9/16/2016										
9/19/2016										
9/20/2016										
11/16/2016										
11/17/2016										
1/17/2017									0.007 (o)	
1/24/2017										
1/25/2017										
1/26/2017										
1/31/2017										
2/2/2017										
3/22/2017										
3/23/2017										
5/1/2017										
5/2/2017								0.0021 (o)		
5/3/2017										
8/3/2017										0.012 (O)
8/7/2017			0.0054 (O)				0.011 (O)			
10/3/2017										
10/1/2018										
1/30/2019										
1/31/2019										
9/11/2019				0.0072 (o)						
9/12/2019										
3/12/2020										
9/10/2020	0.0083 (o)									
3/15/2021										
3/16/2021										
3/18/2021										
8/23/2021										
3/9/2022										
8/16/2022										
10/12/2022										

Outlier Summary

Plant Wansley Client: Southern Company Data: Wansley Landfill Printed 8/12/2024, 5:28 PM

	GWC-8 Nickel (mg/L)	GWC-9 Nickel (mg/L)	GWA-2 pH, Field (S.U.)	GWC-16 pH, Field (S.U.)	GWC-17 pH, Field (S.U.)	GWC-21 pH, Field (S.U.)	GWC-23 pH, Field (S.U.)	GWC-24 pH, Field (S.U.)	GWC-32 pH, Field (S.U.)	GWC-34 pH, Field (S.U.)
8/30/2011										
9/7/2011										
9/16/2011										
9/17/2011										
10/27/2011										
10/30/2011										
12/5/2011										
12/13/2011										
2/7/2012										
7/24/2013										
7/1/2014										
1/13/2015										
1/14/2015										
7/22/2015										
1/22/2016										
1/27/2016										
3/24/2016										6.66 (o)
3/29/2016							4.87 (o)			
3/31/2016										
5/19/2016										
5/24/2016										
7/22/2016									7.552699 (O)	
9/15/2016			7.195292 (O)							
9/16/2016				7.5561 (O)						
9/19/2016					7.948709 (O)					
9/20/2016						6.575 (o)	7.295 (o)			
11/16/2016										
11/17/2016										
1/17/2017										
1/24/2017										
1/25/2017										
1/26/2017										
1/31/2017		0.055 (O)								
2/2/2017										
3/22/2017										
3/23/2017										
5/1/2017										
5/2/2017										
5/3/2017								7.5 (o)		
8/3/2017										
8/7/2017	0.011 (o)									
10/3/2017										
10/1/2018										
1/30/2019										
1/31/2019										
9/11/2019										
9/12/2019										
3/12/2020										
9/10/2020										
3/15/2021										
3/16/2021										
3/18/2021										
8/23/2021										
3/9/2022										
8/16/2022		0.077 (o)								
10/12/2022										

Outlier Summary

Plant Wansley Client: Southern Company Data: Wansley Landfill Printed 8/12/2024, 5:28 PM

	GWC-35 pH, Field (S.U.)	GWC-9 Selenium (mg/L)	GWA-29 Silver (mg/L)	GWC-10 Silver (mg/L)	GWC-31 Silver (mg/L)	GWC-6 Silver (mg/L)	GWA-3 Sulfate as SO4 (mg/L)	GWC-11 Sulfate as SO4 (mg/L)	GWC-19 Sulfate as SO4 (mg/L)	GWC-25 Sulfate as SO4 (mg/L)
8/30/2011										
9/7/2011		0.015 (O)								
9/16/2011										
9/17/2011										
10/27/2011										
10/30/2011										
12/5/2011										
12/13/2011										
2/7/2012										
7/24/2013			0.003 (o)							
7/1/2014					0.0039 (O)					
1/13/2015										
1/14/2015										
7/22/2015										
1/22/2016										
1/27/2016										
3/24/2016	6.32 (o)									
3/29/2016										
3/31/2016							202.982 (o)			
5/19/2016										
5/24/2016										
7/22/2016										
9/15/2016										
9/16/2016										
9/19/2016										
9/20/2016										
11/16/2016										
11/17/2016										
1/17/2017										
1/24/2017										26 (o)
1/25/2017										
1/26/2017										
1/31/2017								3.7 (o)		
2/2/2017									8.6 (o)	
3/22/2017										
3/23/2017										23 (o)
5/1/2017										
5/2/2017										27 (o)
5/3/2017										
8/3/2017										
8/7/2017										
10/3/2017										
10/1/2018										
1/30/2019						0.0032 (o)				
1/31/2019				0.0055 (o)						
9/11/2019					0.0078 (o)					
9/12/2019										
3/12/2020										
9/10/2020										
3/15/2021										
3/16/2021										
3/18/2021										
8/23/2021										
3/9/2022										
8/16/2022										
10/12/2022										

Outlier Summary

Plant Wansley Client: Southern Company Data: Wansley Landfill Printed 8/12/2024, 5:28 PM

	GWC-33 Sulfate as SO4 (mg/L)	GWC-7 Sulfate as SO4 (mg/L)	GWC-8 Sulfate as SO4 (mg/L)	GWC-14 Thallium (mg/L)	GWC-23 Total Dissolved Solids [TDS] (mg/L)	GWC-9 Total Dissolved Solids [TDS] (mg/L)	GWC-25 Vanadium (mg/L)	GWC-30 Vanadium (mg/L)	GWC-10 Zinc (mg/L)	GWC-23 Zinc (mg/L)
8/30/2011										
9/7/2011										
9/16/2011										
9/17/2011							0.0074 (o)			
10/27/2011										
10/30/2011										
12/5/2011										
12/13/2011										
2/7/2012										
7/24/2013										
7/1/2014										
1/13/2015										
1/14/2015										
7/22/2015				0.003 (JO)						
1/22/2016										
1/27/2016										
3/24/2016										
3/29/2016		22.385 (JO)								
3/31/2016										
5/19/2016										
5/24/2016										
7/22/2016										
9/15/2016										
9/16/2016										
9/19/2016						340 (o)				
9/20/2016										
11/16/2016						280 (o)				
11/17/2016										
1/17/2017										
1/24/2017							0.0077 (o)	0.0059 (o)		
1/25/2017	50 (o)									
1/26/2017			49 (o)							
1/31/2017										
2/2/2017										
3/22/2017										
3/23/2017										
5/1/2017										
5/2/2017										
5/3/2017										
8/3/2017										
8/7/2017										
10/3/2017										
10/1/2018					140 (o)					
1/30/2019										
1/31/2019										
9/11/2019										
9/12/2019										
3/12/2020										
9/10/2020								0.13 (o)		
3/15/2021										
3/16/2021										
3/18/2021										
8/23/2021									0.032 (o)	
3/9/2022										
8/16/2022										
10/12/2022										

Outlier Summary

Plant Wansley Client: Southern Company Data: Wansley Landfill Printed 8/12/2024, 5:28 PM

	GWC-30 Zinc (mg/L)	GWC-33 Zinc (mg/L)	GWC-6 Zinc (mg/L)	GWC-7 Zinc (mg/L)	GWC-8 Zinc (mg/L)	GWC-9 Zinc (mg/L)
8/30/2011						
9/7/2011						
9/16/2011						
9/17/2011						
10/27/2011						
10/30/2011						
12/5/2011						
12/13/2011						
2/7/2012						
7/24/2013						
7/1/2014						
1/13/2015						
1/14/2015						
7/22/2015						
1/22/2016						
1/27/2016						
3/24/2016						
3/29/2016						
3/31/2016						
5/19/2016						
5/24/2016						
7/22/2016						
9/15/2016						
9/16/2016						
9/19/2016						
9/20/2016						
11/16/2016						
11/17/2016						
1/17/2017						
1/24/2017						
1/25/2017						
1/26/2017						
1/31/2017						
2/2/2017						
3/22/2017						
3/23/2017						
5/1/2017						
5/2/2017						
5/3/2017						
8/3/2017						
8/7/2017						
10/3/2017						
10/1/2018						
1/30/2019						
1/31/2019						
9/11/2019						
9/12/2019			0.049 (o)			
3/12/2020				0.038 (o)	0.044 (o)	
9/10/2020						
3/15/2021						
3/16/2021						
3/18/2021	0.078 (o)					
8/23/2021						
3/9/2022		0.12 (o)				
8/16/2022						0.096 (o)
10/12/2022						0.043 (Ro)

Tukey’s Outlier Test - Upgradient Wells - Significant Results

Plant Wansley Data: Wansley Landfill Printed 4/10/2024, 6:06 PM

Constituent	Well	Outlier	Value(s)	Date(s)	Method	Alpha	N	Mean	Std. Dev.	Distrib...	Normality Test
Calcium (mg/L)	**GWA-1,GWA-2,GWA-2...**	**Yes**	**39.6,28.3,22,22,72,43,24.2,33.6,30,30,31,31,27,27**	**n/a w/combined bg**	**NP**	**NaN**	**135**	**9.706**	**12.27**	**x^6**	**ChiSquared**
Chloride (mg/L)	**GWA-1,GWA-2,GWA-2...**	**Yes**	**24,19,22,43,34,49,41,15,15,15,44,18,59,17,17,17,1**	**n/a w/combined bg**	**NP**	**NaN**	**135**	**7.037**	**10.06**	**x^5**	**ChiSquared**
Fluoride (mg/L)	**GWA-1,GWA-2,GWA-2...**	**Yes**	**2.216,2.35,3.2,2.6,2.6,2.5,2.5,2.2,2.3,2.3,2.3,2.**	**n/a w/combined bg**	**NP**	**NaN**	**135**	**0.6896**	**0.8851**	**x^6**	**ChiSquared**

Tukey’s Outlier Test - Upgradient Wells - All Results

Plant Wansley Data: Wansley Landfill Printed 4/10/2024, 6:06 PM

Constituent	Well	Outlier	Value(s)	Date(s)	Method	Alpha	N	Mean	Std. Dev.	Distrib...	Normality Test
Boron (mg/L)	GWA-1,GWA-2,GWA-2...	n/a	n/a	n/a w/combined bg	NP	NaN	136	0.07856	0.008401	unknown	ChiSquared
Calcium (mg/L)	**GWA-1,GWA-2,GWA-2...**	**Yes**	**39.6,28.3,22,22,72,43,24.2,33.6,30,30,31,31,27,27**	**n/a w/combined bg**	**NP**	**NaN**	**135**	**9.706**	**12.27**	**x^6**	**ChiSquared**
Chloride (mg/L)	**GWA-1,GWA-2,GWA-2...**	**Yes**	**24,19,22,43,34,49,41,15,15,15,44,18,59,17,17,17,1**	**n/a w/combined bg**	**NP**	**NaN**	**135**	**7.037**	**10.06**	**x^5**	**ChiSquared**
Fluoride (mg/L)	**GWA-1,GWA-2,GWA-2...**	**Yes**	**2.216,2.35,3.2,2.6,2.6,2.5,2.5,2.2,2.3,2.3,2.3,2.**	**n/a w/combined bg**	**NP**	**NaN**	**135**	**0.6896**	**0.8851**	**x^6**	**ChiSquared**

Sanitas™ v.10.0.16 . UG

Tukey's Outlier Screening, Pooled Background

GWA-1,GWA-2,GWA-28,GWA-29,GWA-3,GWA-4...

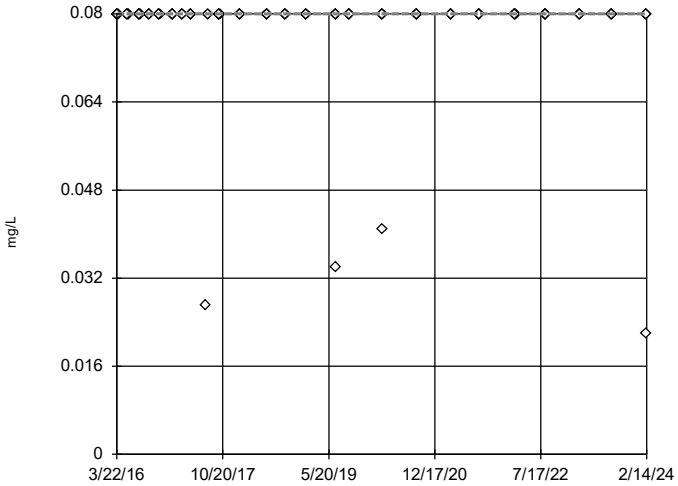

n = 136

No outliers found.
Tukey's method selected by user.

Ladder of Powers transformations did not improve normality; analysis run on raw data.

The results were invalidated, because the lower and upper quartiles are equal.

Constituent: Boron Analysis Run 4/10/2024 6:05 PM View: Appendix III - Interwell
Plant Wansley Data: Wansley Landfill

Sanitas™ v.10.0.16 . UG

Tukey's Outlier Screening, Pooled Background

GWA-1,GWA-2,GWA-28,GWA-29,GWA-3,GWA-4...

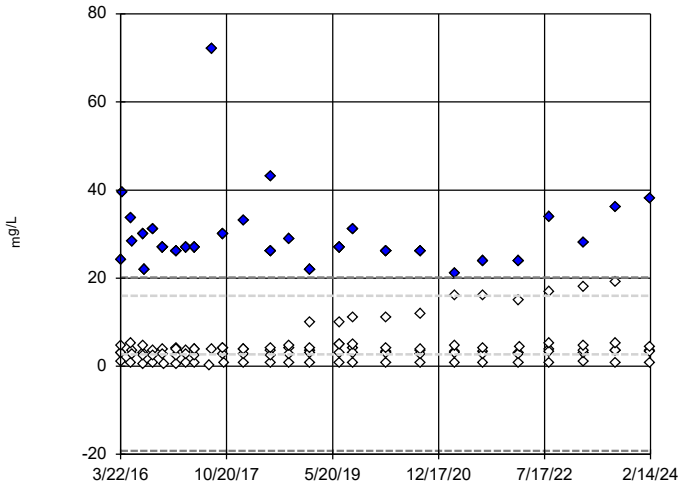

n = 135

Outliers are drawn as solid.
Tukey's method selected by user.

Data were x^6 transformed to achieve best W statistic (graph shown in original units).

High cutoff = 20.16, low cutoff = -19.21, based on IQR multiplier of 3.

Constituent: Calcium Analysis Run 4/10/2024 6:05 PM View: Appendix III - Interwell
Plant Wansley Data: Wansley Landfill

Sanitas™ v.10.0.16 . UG

Tukey's Outlier Screening, Pooled Background

GWA-1,GWA-2,GWA-28,GWA-29,GWA-3,GWA-4...

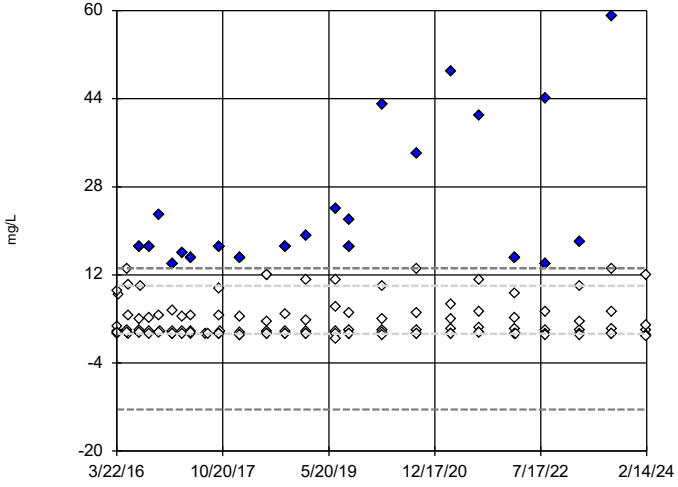

n = 135

Outliers are drawn as solid.
Tukey's method selected by user.

Data were x^5 transformed to achieve best W statistic (graph shown in original units).

High cutoff = 13.2, low cutoff = -12.46, based on IQR multiplier of 3.

Constituent: Chloride Analysis Run 4/10/2024 6:05 PM View: Appendix III - Interwell
Plant Wansley Data: Wansley Landfill

Sanitas™ v.10.0.16 . UG

Tukey's Outlier Screening, Pooled Background

GWA-1,GWA-2,GWA-28,GWA-29,GWA-3,GWA-4...

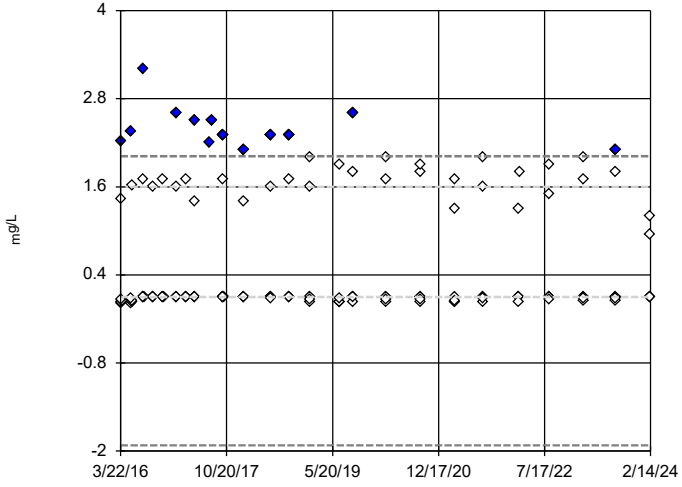

n = 135

Outliers are drawn as solid.
Tukey's method selected by user.

Data were x^6 transformed to achieve best W statistic (graph shown in original units).

High cutoff = 2.016, low cutoff = -1.921, based on IQR multiplier of 3.

Constituent: Fluoride Analysis Run 4/10/2024 6:05 PM View: Appendix III - Interwell
Plant Wansley Data: Wansley Landfill

Outlier Analysis - Significant Results

Plant Wansley Data: Wansley Landfill Printed 3/26/2024, 12:41 PM

Constituent	Well	Outlier	Value(s)	Method	Alpha	N	Mean	Std. Dev.	Distr...	Normality Test
Barium (mg/L)	GWC-17	Yes	0.025	NP	NaN	34	0.01655	0.002087	ln(x)	ShapiroWilk
Barium (mg/L)	GWC-30	Yes	0.011,0.013	NP	NaN	34	0.007463	0.001466	ln(x)	ShapiroWilk
Barium (mg/L)	GWC-34	Yes	0.031	NP	NaN	34	0.01223	0.003553	ln(x)	ShapiroWilk
Barium (mg/L)	GWC-35	Yes	0.031,0.033	NP	NaN	34	0.02105	0.003211	ln(x)	ShapiroWilk
Chromium (mg/L)	GWC-16	Yes	0.0045,0.0043	NP	NaN	34	0.002541	0.0005643	ln(x)	ShapiroWilk
Chromium (mg/L)	GWC-22	Yes	0.0011,0.0011,0.0011,0.0027,0.003,0.0026	NP	NaN	34	0.001926	0.0003918	normal	ShapiroWilk
Chromium (mg/L)	GWC-9	Yes	0.0048,0.0073	NP	NaN	34	0.002235	0.001075	ln(x)	ShapiroWilk
Cobalt (mg/L)	GWC-9	Yes	0.27,0.00125	NP	NaN	34	0.06219	0.05286	x^(1/3)	ShapiroWilk
Nickel (mg/L)	GWA-4 (bg)	Yes	0.0073,0.007,0.00071,0.00063	NP	NaN	27	0.002497	0.001482	ln(x)	ShapiroWilk
Nickel (mg/L)	GWC-9	Yes	0.00125	NP	NaN	27	0.01521	0.01596	ln(x)	ShapiroWilk
pH, Field (S.U.)	GWA-2 (bg)	Yes	7.195	NP	NaN	24	5.726	0.3372	ln(x)	ShapiroWilk
pH, Field (S.U.)	GWC-16	Yes	7.556	NP	NaN	23	6.158	0.3251	ln(x)	ShapiroWilk
pH, Field (S.U.)	GWC-17	Yes	7.949	NP	NaN	24	6.254	0.3781	ln(x)	ShapiroWilk
pH, Field (S.U.)	GWC-21	Yes	6.575	NP	NaN	23	5.581	0.2764	ln(x)	ShapiroWilk
pH, Field (S.U.)	GWC-23	Yes	4.87,7.295	NP	NaN	23	5.976	0.4037	ln(x)	ShapiroWilk
pH, Field (S.U.)	GWC-26	Yes	6.038	NP	NaN	23	5.68	0.1288	ln(x)	ShapiroWilk
pH, Field (S.U.)	GWC-30	Yes	6.78	NP	NaN	24	6.108	0.2514	ln(x)	ShapiroWilk
pH, Field (S.U.)	GWC-32	Yes	7.553	NP	NaN	24	6.168	0.3126	ln(x)	ShapiroWilk
pH, Field (S.U.)	GWC-34	Yes	6.66	NP	NaN	24	5.918	0.2098	ln(x)	ShapiroWilk
pH, Field (S.U.)	GWC-35	Yes	6.32	NP	NaN	24	5.593	0.1977	ln(x)	ShapiroWilk
pH, Field (S.U.)	GWC-5	Yes	7.05,7.043,6.98,6.94	NP	NaN	23	6.449	0.273	ln(x)	ShapiroWilk
Sulfate as SO4 (mg/L)	GWA-4 (bg)	Yes	15,7.7	NP	NaN	23	9.918	1.388	ln(x)	ShapiroWilk
Sulfate as SO4 (mg/L)	GWC-19	Yes	8.6	NP	NaN	23	1.391	1.678	ln(x)	ShapiroWilk
Sulfate as SO4 (mg/L)	GWC-30	Yes	3.3	NP	NaN	23	1.29	0.475	ln(x)	ShapiroWilk
Sulfate as SO4 (mg/L)	GWC-34	Yes	3.8	NP	NaN	23	1.539	0.5503	ln(x)	ShapiroWilk
Sulfate as SO4 (mg/L)	GWC-35	Yes	4.7	NP	NaN	23	2.683	0.5506	ln(x)	ShapiroWilk
Sulfate as SO4 (mg/L)	GWC-6	Yes	30	NP	NaN	23	13.16	4.2	ln(x)	ShapiroWilk
Sulfate as SO4 (mg/L)	GWC-8	Yes	49	NP	NaN	23	18.99	8.749	ln(x)	ShapiroWilk
Total Dissolved Solids [TDS] (mg/L)	GWC-23	Yes	140	NP	NaN	23	41.26	25.71	sqrt(x)	ShapiroWilk
Vanadium (mg/L)	GWA-3 (bg)	Yes	0.0028,0.0014,0.0012	NP	NaN	16	0.001913	0.0003481	sqrt(x)	ShapiroWilk
Vanadium (mg/L)	GWA-4 (bg)	Yes	0.00084,0.0014,0.0011,0.00074	NP	NaN	27	0.001821	0.0003707	x^4	ShapiroWilk
Vanadium (mg/L)	GWC-10	Yes	0.0032,0.003,0.0015,0.0014,0.0012	NP	NaN	16	0.002006	0.0004986	ln(x)	ShapiroWilk
Vanadium (mg/L)	GWC-17	Yes	0.001,0.005	NP	NaN	27	0.002507	0.0008589	ln(x)	ShapiroWilk
Vanadium (mg/L)	GWC-25	Yes	0.0074,0.00082,0.0013,0.0013,0.0077,0...	NP	NaN	26	0.002262	0.00159	ln(x)	ShapiroWilk
Vanadium (mg/L)	GWC-30	Yes	0.0059	NP	NaN	27	0.001466	0.001061	ln(x)	ShapiroWilk
Vanadium (mg/L)	GWC-31	Yes	0.0043	NP	NaN	23	0.001903	0.0006748	x^(1/3)	ShapiroWilk
Vanadium (mg/L)	GWC-7	Yes	0.0057	NP	NaN	27	0.002589	0.0009742	sqrt(x)	ShapiroWilk
Zinc (mg/L)	GWA-1 (bg)	Yes	0.078	NP	NaN	27	0.007593	0.01414	ln(x)	ShapiroWilk
Zinc (mg/L)	GWA-4 (bg)	Yes	0.00085,0.0014,0.014,0.052,0.044	NP	NaN	27	0.00818	0.0118	ln(x)	ShapiroWilk
Zinc (mg/L)	GWC-10	Yes	0.013,0.13,0.011	NP	NaN	17	0.01288	0.03029	ln(x)	ShapiroWilk
Zinc (mg/L)	GWC-13	Yes	0.0085	NP	NaN	27	0.004552	0.00134	normal	ShapiroWilk
Zinc (mg/L)	GWC-17	Yes	0.012	NP	NaN	27	0.004593	0.001906	x^(1/3)	ShapiroWilk
Zinc (mg/L)	GWC-20	Yes	0.0018,0.0006,0.00086,0.013,0.014	NP	NaN	27	0.005017	0.002791	x^(1/3)	ShapiroWilk
Zinc (mg/L)	GWC-23	Yes	0.032,0.016	NP	NaN	27	0.006107	0.005708	ln(x)	ShapiroWilk
Zinc (mg/L)	GWC-26	Yes	0.019,0.0022,0.015,0.0087	NP	NaN	27	0.005652	0.003522	ln(x)	ShapiroWilk
Zinc (mg/L)	GWC-27	Yes	0.015,0.02	NP	NaN	27	0.006196	0.003764	ln(x)	ShapiroWilk
Zinc (mg/L)	GWC-33	Yes	0.12	NP	NaN	27	0.01123	0.02216	ln(x)	ShapiroWilk
Zinc (mg/L)	GWC-6	Yes	0.049	NP	NaN	27	0.006026	0.008673	ln(x)	ShapiroWilk
Zinc (mg/L)	GWC-7	Yes	0.0016,0.038	NP	NaN	27	0.005856	0.006608	ln(x)	ShapiroWilk
Zinc (mg/L)	GWC-8	Yes	0.044	NP	NaN	27	0.006104	0.007901	ln(x)	ShapiroWilk
Zinc (mg/L)	GWC-9	Yes	0.096,0.043	NP	NaN	28	0.01069	0.01847	ln(x)	ShapiroWilk

Outlier Analysis - All Results

Plant Wansley Data: Wansley Landfill Printed 3/26/2024, 12:41 PM

Constituent	Well	Outlier	Value(s)	Method	Alpha	N	Mean	Std. Dev.	Distr...	Normality Test
Antimony (mg/L)	GWA-1 (bg)	n/a	n/a	NP	NaN	34	0.001952	0.0002795	unknown	ShapiroWilk
Antimony (mg/L)	GWA-2 (bg)	n/a	n/a	NP	NaN	34	0.001964	0.0002258	unknown	ShapiroWilk
Antimony (mg/L)	GWA-28 (bg)	n/a	n/a	NP	NaN	34	0.001951	0.0002138	unknown	ShapiroWilk
Antimony (mg/L)	GWA-29 (bg)	n/a	n/a	NP	NaN	32	0.001873	0.0003597	unknown	ShapiroWilk
Antimony (mg/L)	GWA-3 (bg)	n/a	n/a	NP	NaN	20	0.001862	0.0004242	unknown	ShapiroWilk
Antimony (mg/L)	GWA-4 (bg)	n/a	n/a	NP	NaN	34	0.002	0	unknown	ShapiroWilk
Antimony (mg/L)	GWC-10	n/a	n/a	NP	NaN	23	0.001822	0.0004709	unknown	ShapiroWilk
Antimony (mg/L)	GWC-11	n/a	n/a	NP	NaN	34	0.002009	0.00005145	unknown	ShapiroWilk
Antimony (mg/L)	GWC-12	n/a	n/a	NP	NaN	34	0.002	0	unknown	ShapiroWilk
Antimony (mg/L)	GWC-13	n/a	n/a	NP	NaN	34	0.001826	0.0004344	unknown	ShapiroWilk
Antimony (mg/L)	GWC-14	n/a	n/a	NP	NaN	34	0.002	0	unknown	ShapiroWilk
Antimony (mg/L)	GWC-15	n/a	n/a	NP	NaN	34	0.002	0	unknown	ShapiroWilk
Antimony (mg/L)	GWC-16	n/a	n/a	NP	NaN	34	0.002	0	unknown	ShapiroWilk
Antimony (mg/L)	GWC-17	n/a	n/a	NP	NaN	34	0.002	0	unknown	ShapiroWilk
Antimony (mg/L)	GWC-18	n/a	n/a	NP	NaN	34	0.002006	0.0000343	unknown	ShapiroWilk
Antimony (mg/L)	GWC-19	n/a	n/a	NP	NaN	34	0.002	0	unknown	ShapiroWilk
Antimony (mg/L)	GWC-20	n/a	n/a	NP	NaN	34	0.001956	0.0002538	unknown	ShapiroWilk
Antimony (mg/L)	GWC-21	n/a	n/a	NP	NaN	34	0.002	0	unknown	ShapiroWilk
Antimony (mg/L)	GWC-22	n/a	n/a	NP	NaN	34	0.001971	0.0001715	unknown	ShapiroWilk
Antimony (mg/L)	GWC-23	n/a	n/a	NP	NaN	34	0.001961	0.000229	unknown	ShapiroWilk
Antimony (mg/L)	GWC-24	n/a	n/a	NP	NaN	25	0.001874	0.0003499	unknown	ShapiroWilk
Antimony (mg/L)	GWC-25	n/a	n/a	NP	NaN	33	0.001985	0.0000853	unknown	ShapiroWilk
Antimony (mg/L)	GWC-26	n/a	n/a	NP	NaN	34	0.001929	0.0002893	unknown	ShapiroWilk
Antimony (mg/L)	GWC-27	n/a	n/a	NP	NaN	34	0.001922	0.0002748	unknown	ShapiroWilk
Antimony (mg/L)	GWC-30	n/a	n/a	NP	NaN	34	0.001912	0.000316	unknown	ShapiroWilk
Antimony (mg/L)	GWC-31	n/a	n/a	NP	NaN	29	0.001945	0.0003486	unknown	ShapiroWilk
Antimony (mg/L)	GWC-32	n/a	n/a	NP	NaN	34	0.001953	0.0002761	unknown	ShapiroWilk
Antimony (mg/L)	GWC-33	n/a	n/a	NP	NaN	33	0.001956	0.0002524	unknown	ShapiroWilk
Antimony (mg/L)	GWC-34	n/a	n/a	NP	NaN	34	0.002	0	unknown	ShapiroWilk
Antimony (mg/L)	GWC-35	n/a	n/a	NP	NaN	34	0.002	0	unknown	ShapiroWilk
Antimony (mg/L)	GWC-5	n/a	n/a	NP	NaN	34	0.001965	0.0002849	unknown	ShapiroWilk
Antimony (mg/L)	GWC-6	n/a	n/a	NP	NaN	34	0.001953	0.0002761	unknown	ShapiroWilk
Antimony (mg/L)	GWC-7	n/a	n/a	NP	NaN	34	0.002	0	unknown	ShapiroWilk
Antimony (mg/L)	GWC-8	n/a	n/a	NP	NaN	34	0.002	0	unknown	ShapiroWilk
Antimony (mg/L)	GWC-9	n/a	n/a	NP	NaN	34	0.002	0	unknown	ShapiroWilk
Arsenic (mg/L)	GWA-1 (bg)	n/a	n/a	NP	NaN	34	0.0009865	0.00007889	unknown	ShapiroWilk
Arsenic (mg/L)	GWA-2 (bg)	n/a	n/a	NP	NaN	34	0.0009832	0.00009775	unknown	ShapiroWilk
Arsenic (mg/L)	GWA-28 (bg)	n/a	n/a	NP	NaN	34	0.0009935	0.00003773	unknown	ShapiroWilk
Arsenic (mg/L)	GWA-29 (bg)	n/a	n/a	NP	NaN	32	0.0009872	0.00006397	unknown	ShapiroWilk
Arsenic (mg/L)	GWA-3 (bg)	n/a	n/a	NP	NaN	20	0.001	1.1e-11	unknown	ShapiroWilk
Arsenic (mg/L)	GWA-4 (bg)	n/a	n/a	NP	NaN	34	0.0009624	0.0001426	unknown	ShapiroWilk
Arsenic (mg/L)	GWC-10	n/a	n/a	NP	NaN	23	0.001	0	unknown	ShapiroWilk
Arsenic (mg/L)	GWC-11	No	n/a	NP	NaN	34	0.001225	0.0003678	ln(x)	ShapiroWilk
Arsenic (mg/L)	GWC-12	n/a	n/a	NP	NaN	34	0.0009632	0.0003188	unknown	ShapiroWilk
Arsenic (mg/L)	GWC-13	n/a	n/a	NP	NaN	34	0.0009962	0.00006706	unknown	ShapiroWilk
Arsenic (mg/L)	GWC-14	n/a	n/a	NP	NaN	34	0.0009424	0.0001739	unknown	ShapiroWilk
Arsenic (mg/L)	GWC-15	n/a	n/a	NP	NaN	34	0.001	0	unknown	ShapiroWilk
Arsenic (mg/L)	GWC-16	n/a	n/a	NP	NaN	34	0.0009953	0.00002744	unknown	ShapiroWilk
Arsenic (mg/L)	GWC-17	n/a	n/a	NP	NaN	34	0.0009818	0.0001063	unknown	ShapiroWilk
Arsenic (mg/L)	GWC-18	n/a	n/a	NP	NaN	34	0.0009871	0.00007546	unknown	ShapiroWilk
Arsenic (mg/L)	GWC-19	n/a	n/a	NP	NaN	34	0.0009885	0.0001305	unknown	ShapiroWilk
Arsenic (mg/L)	GWC-20	n/a	n/a	NP	NaN	34	0.0009671	0.0001343	unknown	ShapiroWilk
Arsenic (mg/L)	GWC-21	n/a	n/a	NP	NaN	34	0.0009659	0.0001391	unknown	ShapiroWilk
Arsenic (mg/L)	GWC-22	n/a	n/a	NP	NaN	34	0.0009797	0.00008444	unknown	ShapiroWilk
Arsenic (mg/L)	GWC-23	n/a	n/a	NP	NaN	34	0.0009776	0.0001083	unknown	ShapiroWilk
Arsenic (mg/L)	GWC-24	n/a	n/a	NP	NaN	25	0.000982	0.00009	unknown	ShapiroWilk
Arsenic (mg/L)	GWC-25	n/a	n/a	NP	NaN	33	0.0009658	0.000123	unknown	ShapiroWilk
Arsenic (mg/L)	GWC-26	n/a	n/a	NP	NaN	34	0.0009865	0.00007889	unknown	ShapiroWilk
Arsenic (mg/L)	GWC-27	n/a	n/a	NP	NaN	34	0.001	0	unknown	ShapiroWilk
Arsenic (mg/L)	GWC-30	n/a	n/a	NP	NaN	34	0.001	0	unknown	ShapiroWilk
Arsenic (mg/L)	GWC-31	n/a	n/a	NP	NaN	29	0.0009524	0.0001734	unknown	ShapiroWilk
Arsenic (mg/L)	GWC-32	n/a	n/a	NP	NaN	34	0.0009741	0.0001182	unknown	ShapiroWilk
Arsenic (mg/L)	GWC-33	n/a	n/a	NP	NaN	33	0.001009	0.00005222	unknown	ShapiroWilk
Arsenic (mg/L)	GWC-34	n/a	n/a	NP	NaN	34	0.001006	0.0000343	unknown	ShapiroWilk
Arsenic (mg/L)	GWC-35	n/a	n/a	NP	NaN	34	0.001	8.1e-12	unknown	ShapiroWilk
Arsenic (mg/L)	GWC-5	n/a	n/a	NP	NaN	34	0.001012	0.0000686	unknown	ShapiroWilk
Arsenic (mg/L)	GWC-6	n/a	n/a	NP	NaN	34	0.0009926	0.00004287	unknown	ShapiroWilk
Arsenic (mg/L)	GWC-7	n/a	n/a	NP	NaN	34	0.0009718	0.0001452	unknown	ShapiroWilk

Outlier Analysis - All Results

Plant Wansley Data: Wansley Landfill Printed 3/26/2024, 12:41 PM

Constituent	Well	Outlier	Value(s)	Method	Alpha	N	Mean	Std. Dev.	Distr...	Normality Test
Arsenic (mg/L)	GWC-8	n/a	n/a	NP	NaN	34	0.0009379	0.0001729	unknown	ShapiroWilk
Arsenic (mg/L)	GWC-9	n/a	n/a	NP	NaN	34	0.0009044	0.0001772	unknown	ShapiroWilk
Barium (mg/L)	GWA-1 (bg)	No	n/a	NP	NaN	34	0.01033	0.001182	ln(x)	ShapiroWilk
Barium (mg/L)	GWA-2 (bg)	No	n/a	NP	NaN	34	0.01368	0.003243	normal	ShapiroWilk
Barium (mg/L)	GWA-28 (bg)	No	n/a	NP	NaN	34	0.005326	0.004493	ln(x)	ShapiroWilk
Barium (mg/L)	GWA-29 (bg)	No	n/a	NP	NaN	32	0.003893	0.003938	ln(x)	ShapiroWilk
Barium (mg/L)	GWA-3 (bg)	No	n/a	NP	NaN	20	0.06465	0.03078	x^2	ShapiroWilk
Barium (mg/L)	GWA-4 (bg)	No	n/a	NP	NaN	34	0.1217	0.02714	normal	ShapiroWilk
Barium (mg/L)	GWC-10	No	n/a	NP	NaN	23	0.01955	0.006126	ln(x)	ShapiroWilk
Barium (mg/L)	GWC-11	No	n/a	NP	NaN	34	0.2574	0.09282	normal	ShapiroWilk
Barium (mg/L)	GWC-12	No	n/a	NP	NaN	34	0.01844	0.005459	normal	ShapiroWilk
Barium (mg/L)	GWC-13	No	n/a	NP	NaN	34	0.003552	0.000872	ln(x)	ShapiroWilk
Barium (mg/L)	GWC-14	No	n/a	NP	NaN	34	0.1245	0.09412	sqrt(x)	ShapiroWilk
Barium (mg/L)	GWC-15	No	n/a	NP	NaN	34	0.009167	0.002063	x^(1/3)	ShapiroWilk
Barium (mg/L)	GWC-16	No	n/a	NP	NaN	34	0.01746	0.0009211	ln(x)	ShapiroWilk
Barium (mg/L)	**GWC-17**	**Yes**	**0.025**	**NP**	**NaN**	**34**	**0.01655**	**0.002087**	**ln(x)**	**ShapiroWilk**
Barium (mg/L)	GWC-18	No	n/a	NP	NaN	34	0.03492	0.004218	ln(x)	ShapiroWilk
Barium (mg/L)	GWC-19	No	n/a	NP	NaN	34	0.07209	0.03205	normal	ShapiroWilk
Barium (mg/L)	GWC-20	No	n/a	NP	NaN	34	0.03362	0.002091	x^(1/3)	ShapiroWilk
Barium (mg/L)	GWC-21	No	n/a	NP	NaN	34	0.03	0.01642	ln(x)	ShapiroWilk
Barium (mg/L)	GWC-22	No	n/a	NP	NaN	34	0.02525	0.001707	normal	ShapiroWilk
Barium (mg/L)	GWC-23	No	n/a	NP	NaN	34	0.006164	0.001991	ln(x)	ShapiroWilk
Barium (mg/L)	GWC-24	No	n/a	NP	NaN	25	0.01511	0.006433	sqrt(x)	ShapiroWilk
Barium (mg/L)	GWC-25	No	n/a	NP	NaN	33	0.03161	0.009794	normal	ShapiroWilk
Barium (mg/L)	GWC-26	No	n/a	NP	NaN	34	0.03391	0.004204	x^5	ShapiroWilk
Barium (mg/L)	GWC-27	No	n/a	NP	NaN	34	0.01222	0.003777	normal	ShapiroWilk
Barium (mg/L)	**GWC-30**	**Yes**	**0.011,0.013**	**NP**	**NaN**	**34**	**0.007463**	**0.001466**	**ln(x)**	**ShapiroWilk**
Barium (mg/L)	GWC-31	No	n/a	NP	NaN	29	0.003632	0.001902	ln(x)	ShapiroWilk
Barium (mg/L)	GWC-32	No	n/a	NP	NaN	34	0.004526	0.003687	ln(x)	ShapiroWilk
Barium (mg/L)	GWC-33	No	n/a	NP	NaN	33	0.008188	0.00356	sqrt(x)	ShapiroWilk
Barium (mg/L)	**GWC-34**	**Yes**	**0.031**	**NP**	**NaN**	**34**	**0.01223**	**0.003553**	**ln(x)**	**ShapiroWilk**
Barium (mg/L)	**GWC-35**	**Yes**	**0.031,0.033**	**NP**	**NaN**	**34**	**0.02105**	**0.003211**	**ln(x)**	**ShapiroWilk**
Barium (mg/L)	GWC-5	No	n/a	NP	NaN	34	0.02361	0.004056	ln(x)	ShapiroWilk
Barium (mg/L)	GWC-6	No	n/a	NP	NaN	34	0.05569	0.007428	x^(1/3)	ShapiroWilk
Barium (mg/L)	GWC-7	No	n/a	NP	NaN	34	0.08958	0.02375	ln(x)	ShapiroWilk
Barium (mg/L)	GWC-8	No	n/a	NP	NaN	34	0.05765	0.02221	ln(x)	ShapiroWilk
Barium (mg/L)	GWC-9	No	n/a	NP	NaN	34	0.1322	0.03898	x^2	ShapiroWilk
Beryllium (mg/L)	GWA-1 (bg)	n/a	n/a	NP	NaN	34	0.002156	0.0008404	unknown	ShapiroWilk
Beryllium (mg/L)	GWA-2 (bg)	n/a	n/a	NP	NaN	34	0.002293	0.0006758	unknown	ShapiroWilk
Beryllium (mg/L)	GWA-28 (bg)	No	n/a	NP	NaN	34	0.00103	0.000964	ln(x)	ShapiroWilk
Beryllium (mg/L)	GWA-29 (bg)	No	n/a	NP	NaN	32	0.001985	0.0004514	x^3	ShapiroWilk
Beryllium (mg/L)	GWA-3 (bg)	n/a	n/a	NP	NaN	20	0.00239	0.0004919	unknown	ShapiroWilk
Beryllium (mg/L)	GWA-4 (bg)	n/a	n/a	NP	NaN	34	0.0025	0	unknown	ShapiroWilk
Beryllium (mg/L)	GWC-10	n/a	n/a	NP	NaN	23	0.0025	0	unknown	ShapiroWilk
Beryllium (mg/L)	GWC-11	n/a	n/a	NP	NaN	34	0.002298	0.0006612	unknown	ShapiroWilk
Beryllium (mg/L)	GWC-12	n/a	n/a	NP	NaN	34	0.002369	0.0005338	unknown	ShapiroWilk
Beryllium (mg/L)	GWC-13	n/a	n/a	NP	NaN	34	0.0025	0	unknown	ShapiroWilk
Beryllium (mg/L)	GWC-14	No	n/a	NP	NaN	34	0.001418	0.001049	ln(x)	ShapiroWilk
Beryllium (mg/L)	GWC-15	n/a	n/a	NP	NaN	34	0.002433	0.000391	unknown	ShapiroWilk
Beryllium (mg/L)	GWC-16	n/a	n/a	NP	NaN	34	0.002362	0.0005602	unknown	ShapiroWilk
Beryllium (mg/L)	GWC-17	n/a	n/a	NP	NaN	34	0.002432	0.0003979	unknown	ShapiroWilk
Beryllium (mg/L)	GWC-18	n/a	n/a	NP	NaN	34	0.002432	0.0003962	unknown	ShapiroWilk
Beryllium (mg/L)	GWC-19	n/a	n/a	NP	NaN	34	0.002302	0.0006474	unknown	ShapiroWilk
Beryllium (mg/L)	GWC-20	n/a	n/a	NP	NaN	34	0.002439	0.0003584	unknown	ShapiroWilk
Beryllium (mg/L)	GWC-21	n/a	n/a	NP	NaN	34	0.002361	0.000564	unknown	ShapiroWilk
Beryllium (mg/L)	GWC-22	n/a	n/a	NP	NaN	34	0.002301	0.0006484	unknown	ShapiroWilk
Beryllium (mg/L)	GWC-23	n/a	n/a	NP	NaN	34	0.002371	0.0005282	unknown	ShapiroWilk
Beryllium (mg/L)	GWC-24	No	n/a	NP	NaN	25	0.001936	0.001024	ln(x)	ShapiroWilk
Beryllium (mg/L)	GWC-25	n/a	n/a	NP	NaN	33	0.002356	0.0005748	unknown	ShapiroWilk
Beryllium (mg/L)	GWC-26	n/a	n/a	NP	NaN	34	0.002361	0.0005649	unknown	ShapiroWilk
Beryllium (mg/L)	GWC-27	No	n/a	NP	NaN	34	0.003309	0.002036	sqrt(x)	ShapiroWilk
Beryllium (mg/L)	GWC-30	n/a	n/a	NP	NaN	34	0.002429	0.0004133	unknown	ShapiroWilk
Beryllium (mg/L)	GWC-31	No	n/a	NP	NaN	29	0.001228	0.0009359	ln(x)	ShapiroWilk
Beryllium (mg/L)	GWC-32	No	n/a	NP	NaN	35	0.001288	0.0003478	x^2	ShapiroWilk
Beryllium (mg/L)	GWC-33	No	n/a	NP	NaN	33	0.001226	0.0009412	ln(x)	ShapiroWilk
Beryllium (mg/L)	GWC-34	n/a	n/a	NP	NaN	34	0.002224	0.0007684	unknown	ShapiroWilk
Beryllium (mg/L)	GWC-35	n/a	n/a	NP	NaN	34	0.002224	0.0007665	unknown	ShapiroWilk
Beryllium (mg/L)	GWC-5	n/a	n/a	NP	NaN	34	0.0025	0	unknown	ShapiroWilk

Outlier Analysis - All Results

Plant Wansley Data: Wansley Landfill Printed 3/26/2024, 12:41 PM

Constituent	Well	Outlier	Value(s)	Method	Alpha	N	Mean	Std. Dev.	Distr...	Normality Test
Beryllium (mg/L)	GWC-6	n/a	n/a	NP	NaN	34	0.002429	0.0004154	unknown	ShapiroWilk
Beryllium (mg/L)	GWC-7	n/a	n/a	NP	NaN	34	0.0025	0	unknown	ShapiroWilk
Beryllium (mg/L)	GWC-8	n/a	n/a	NP	NaN	34	0.002373	0.0005218	unknown	ShapiroWilk
Beryllium (mg/L)	GWC-9	No	n/a	NP	NaN	34	0.001958	0.0009924	ln(x)	ShapiroWilk
Cadmium (mg/L)	GWA-1 (bg)	n/a	n/a	NP	NaN	34	0.00237	0.000529	unknown	ShapiroWilk
Cadmium (mg/L)	GWA-2 (bg)	n/a	n/a	NP	NaN	34	0.0025	0	unknown	ShapiroWilk
Cadmium (mg/L)	GWA-28 (bg)	n/a	n/a	NP	NaN	34	0.002429	0.000415	unknown	ShapiroWilk
Cadmium (mg/L)	GWA-29 (bg)	n/a	n/a	NP	NaN	32	0.00235	0.0005907	unknown	ShapiroWilk
Cadmium (mg/L)	GWA-3 (bg)	No	n/a	NP	NaN	20	0.00171	0.001109	ln(x)	ShapiroWilk
Cadmium (mg/L)	GWA-4 (bg)	n/a	n/a	NP	NaN	34	0.0025	0	unknown	ShapiroWilk
Cadmium (mg/L)	GWC-10	n/a	n/a	NP	NaN	23	0.0025	0	unknown	ShapiroWilk
Cadmium (mg/L)	GWC-11	n/a	n/a	NP	NaN	34	0.002395	0.0004132	unknown	ShapiroWilk
Cadmium (mg/L)	GWC-12	n/a	n/a	NP	NaN	34	0.0025	0	unknown	ShapiroWilk
Cadmium (mg/L)	GWC-13	n/a	n/a	NP	NaN	34	0.002429	0.0004116	unknown	ShapiroWilk
Cadmium (mg/L)	GWC-14	No	n/a	NP	NaN	34	0.001619	0.001072	ln(x)	ShapiroWilk
Cadmium (mg/L)	GWC-15	n/a	n/a	NP	NaN	34	0.0025	0	unknown	ShapiroWilk
Cadmium (mg/L)	GWC-16	n/a	n/a	NP	NaN	34	0.0025	0	unknown	ShapiroWilk
Cadmium (mg/L)	GWC-17	n/a	n/a	NP	NaN	34	0.0025	0	unknown	ShapiroWilk
Cadmium (mg/L)	GWC-18	n/a	n/a	NP	NaN	34	0.0025	0	unknown	ShapiroWilk
Cadmium (mg/L)	GWC-19	n/a	n/a	NP	NaN	34	0.002455	0.0002624	unknown	ShapiroWilk
Cadmium (mg/L)	GWC-20	n/a	n/a	NP	NaN	34	0.0025	0	unknown	ShapiroWilk
Cadmium (mg/L)	GWC-21	n/a	n/a	NP	NaN	34	0.002089	0.0009022	unknown	ShapiroWilk
Cadmium (mg/L)	GWC-22	n/a	n/a	NP	NaN	34	0.002257	0.0006792	unknown	ShapiroWilk
Cadmium (mg/L)	GWC-23	n/a	n/a	NP	NaN	34	0.0025	0	unknown	ShapiroWilk
Cadmium (mg/L)	GWC-24	n/a	n/a	NP	NaN	25	0.002292	0.000664	unknown	ShapiroWilk
Cadmium (mg/L)	GWC-25	n/a	n/a	NP	NaN	33	0.00243	0.0004004	unknown	ShapiroWilk
Cadmium (mg/L)	GWC-26	n/a	n/a	NP	NaN	34	0.0025	0	unknown	ShapiroWilk
Cadmium (mg/L)	GWC-27	n/a	n/a	NP	NaN	34	0.0025	0	unknown	ShapiroWilk
Cadmium (mg/L)	GWC-30	n/a	n/a	NP	NaN	34	0.0025	0	unknown	ShapiroWilk
Cadmium (mg/L)	GWC-31	n/a	n/a	NP	NaN	29	0.002417	0.0004494	unknown	ShapiroWilk
Cadmium (mg/L)	GWC-32	n/a	n/a	NP	NaN	34	0.0025	0	unknown	ShapiroWilk
Cadmium (mg/L)	GWC-33	n/a	n/a	NP	NaN	33	0.0025	0	unknown	ShapiroWilk
Cadmium (mg/L)	GWC-34	n/a	n/a	NP	NaN	34	0.002362	0.0005613	unknown	ShapiroWilk
Cadmium (mg/L)	GWC-35	n/a	n/a	NP	NaN	34	0.0025	0	unknown	ShapiroWilk
Cadmium (mg/L)	GWC-5	n/a	n/a	NP	NaN	34	0.0025	0	unknown	ShapiroWilk
Cadmium (mg/L)	GWC-6	n/a	n/a	NP	NaN	34	0.0025	0	unknown	ShapiroWilk
Cadmium (mg/L)	GWC-7	n/a	n/a	NP	NaN	34	0.002429	0.0004142	unknown	ShapiroWilk
Cadmium (mg/L)	GWC-8	n/a	n/a	NP	NaN	34	0.002436	0.0003739	unknown	ShapiroWilk
Cadmium (mg/L)	GWC-9	n/a	n/a	NP	NaN	34	0.002429	0.0004125	unknown	ShapiroWilk
Chromium (mg/L)	GWA-1 (bg)	n/a	n/a	NP	NaN	34	0.002018	0.0004196	unknown	ShapiroWilk
Chromium (mg/L)	GWA-2 (bg)	n/a	n/a	NP	NaN	34	0.001962	0.0001724	unknown	ShapiroWilk
Chromium (mg/L)	GWA-28 (bg)	n/a	n/a	NP	NaN	34	0.002265	0.001142	unknown	ShapiroWilk
Chromium (mg/L)	GWA-29 (bg)	n/a	n/a	NP	NaN	32	0.002736	0.003449	unknown	ShapiroWilk
Chromium (mg/L)	GWA-3 (bg)	n/a	n/a	NP	NaN	20	0.00196	0.0002604	unknown	ShapiroWilk
Chromium (mg/L)	GWA-4 (bg)	n/a	n/a	NP	NaN	34	0.00195	0.0001879	unknown	ShapiroWilk
Chromium (mg/L)	GWC-10	n/a	n/a	NP	NaN	23	0.002035	0.0001945	unknown	ShapiroWilk
Chromium (mg/L)	GWC-11	No	n/a	NP	NaN	34	0.002454	0.001152	ln(x)	ShapiroWilk
Chromium (mg/L)	GWC-12	n/a	n/a	NP	NaN	34	0.001991	0.0001694	unknown	ShapiroWilk
Chromium (mg/L)	GWC-13	n/a	n/a	NP	NaN	34	0.002003	0.0001766	unknown	ShapiroWilk
Chromium (mg/L)	GWC-14	n/a	n/a	NP	NaN	34	0.001988	0.000132	unknown	ShapiroWilk
Chromium (mg/L)	GWC-15	n/a	n/a	NP	NaN	34	0.001985	0.0001258	unknown	ShapiroWilk
Chromium (mg/L)	**GWC-16**	**Yes**	**0.0045,0.0043**	**NP**	**NaN**	**34**	**0.002541**	**0.0005643**	**ln(x)**	**ShapiroWilk**
Chromium (mg/L)	GWC-17	n/a	n/a	NP	NaN	34	0.002029	0.0004094	unknown	ShapiroWilk
Chromium (mg/L)	GWC-18	n/a	n/a	NP	NaN	34	0.001947	0.0001988	unknown	ShapiroWilk
Chromium (mg/L)	GWC-19	n/a	n/a	NP	NaN	34	0.002003	0.0001359	unknown	ShapiroWilk
Chromium (mg/L)	GWC-20	n/a	n/a	NP	NaN	34	0.001968	0.0002371	unknown	ShapiroWilk
Chromium (mg/L)	GWC-21	n/a	n/a	NP	NaN	34	0.001968	0.0001753	unknown	ShapiroWilk
Chromium (mg/L)	**GWC-22**	**Yes**	**0.0011,0.0011,0.0011,0.0027,0.003...**	**NP**	**NaN**	**34**	**0.001926**	**0.0003918**	**normal**	**ShapiroWilk**
Chromium (mg/L)	GWC-23	n/a	n/a	NP	NaN	34	0.001946	0.0002616	unknown	ShapiroWilk
Chromium (mg/L)	GWC-24	n/a	n/a	NP	NaN	25	0.002012	0.0002438	unknown	ShapiroWilk
Chromium (mg/L)	GWC-25	n/a	n/a	NP	NaN	33	0.00267	0.002397	unknown	ShapiroWilk
Chromium (mg/L)	GWC-26	n/a	n/a	NP	NaN	34	0.002056	0.0002841	unknown	ShapiroWilk
Chromium (mg/L)	GWC-27	n/a	n/a	NP	NaN	34	0.002003	0.0001167	unknown	ShapiroWilk
Chromium (mg/L)	GWC-30	n/a	n/a	NP	NaN	34	0.001965	0.0001998	unknown	ShapiroWilk
Chromium (mg/L)	GWC-31	No	n/a	NP	NaN	29	0.003119	0.002244	ln(x)	ShapiroWilk
Chromium (mg/L)	GWC-32	n/a	n/a	NP	NaN	34	0.002106	0.000572	unknown	ShapiroWilk
Chromium (mg/L)	GWC-33	n/a	n/a	NP	NaN	33	0.002082	0.0004946	unknown	ShapiroWilk
Chromium (mg/L)	GWC-34	n/a	n/a	NP	NaN	34	0.002011	0.0003272	unknown	ShapiroWilk

Outlier Analysis - All Results

Plant Wansley Data: Wansley Landfill Printed 3/26/2024, 12:41 PM

Constituent	Well	Outlier	Value(s)	Method	Alpha	N	Mean	Std. Dev.	Distr...	Normality Test
Chromium (mg/L)	GWC-35	n/a	n/a	NP	NaN	34	0.002003	0.0001642	unknown	ShapiroWilk
Chromium (mg/L)	GWC-5	n/a	n/a	NP	NaN	34	0.002597	0.003802	unknown	ShapiroWilk
Chromium (mg/L)	GWC-6	n/a	n/a	NP	NaN	34	0.002094	0.0005152	unknown	ShapiroWilk
Chromium (mg/L)	GWC-7	n/a	n/a	NP	NaN	34	0.001974	0.0001421	unknown	ShapiroWilk
Chromium (mg/L)	GWC-8	n/a	n/a	NP	NaN	34	0.002009	0.0001782	unknown	ShapiroWilk
Chromium (mg/L)	**GWC-9**	**Yes**	**0.0048,0.0073**	**NP**	**NaN**	**34**	**0.002235**	**0.001075**	**ln(x)**	**ShapiroWilk**
Cobalt (mg/L)	GWA-1 (bg)	No	n/a	NP	NaN	34	0.001874	0.0009928	ln(x)	ShapiroWilk
Cobalt (mg/L)	GWA-2 (bg)	No	n/a	NP	NaN	34	0.001759	0.001031	ln(x)	ShapiroWilk
Cobalt (mg/L)	GWA-28 (bg)	n/a	n/a	NP	NaN	34	0.0025	0	unknown	ShapiroWilk
Cobalt (mg/L)	GWA-29 (bg)	n/a	n/a	NP	NaN	32	0.00235	0.0005891	unknown	ShapiroWilk
Cobalt (mg/L)	GWA-3 (bg)	No	n/a	NP	NaN	20	0.001451	0.001047	ln(x)	ShapiroWilk
Cobalt (mg/L)	GWA-4 (bg)	No	n/a	NP	NaN	34	0.005431	0.002912	x^(1/3)	ShapiroWilk
Cobalt (mg/L)	GWC-10	No	n/a	NP	NaN	23	0.005075	0.002823	x^(1/3)	ShapiroWilk
Cobalt (mg/L)	GWC-11	No	n/a	NP	NaN	34	0.006155	0.004097	x^(1/3)	ShapiroWilk
Cobalt (mg/L)	GWC-12	No	n/a	NP	NaN	34	0.002087	0.0009187	normal	ShapiroWilk
Cobalt (mg/L)	GWC-13	n/a	n/a	NP	NaN	34	0.0025	0	unknown	ShapiroWilk
Cobalt (mg/L)	GWC-14	No	n/a	NP	NaN	35	0.1214	0.1268	x^(1/3)	ShapiroWilk
Cobalt (mg/L)	GWC-15	No	n/a	NP	NaN	34	0.001947	0.0008707	normal	ShapiroWilk
Cobalt (mg/L)	GWC-16	n/a	n/a	NP	NaN	34	0.002454	0.0004329	unknown	ShapiroWilk
Cobalt (mg/L)	GWC-17	n/a	n/a	NP	NaN	34	0.0025	0	unknown	ShapiroWilk
Cobalt (mg/L)	GWC-18	n/a	n/a	NP	NaN	34	0.0025	0	unknown	ShapiroWilk
Cobalt (mg/L)	GWC-19	No	n/a	NP	NaN	34	0.001831	0.001934	ln(x)	ShapiroWilk
Cobalt (mg/L)	GWC-20	n/a	n/a	NP	NaN	34	0.002164	0.0007479	unknown	ShapiroWilk
Cobalt (mg/L)	GWC-21	No	n/a	NP	NaN	34	0.002574	0.001263	normal	ShapiroWilk
Cobalt (mg/L)	GWC-22	n/a	n/a	NP	NaN	34	0.002365	0.0005496	unknown	ShapiroWilk
Cobalt (mg/L)	GWC-23	No	n/a	NP	NaN	34	0.001981	0.0009999	x^2	ShapiroWilk
Cobalt (mg/L)	GWC-24	No	n/a	NP	NaN	25	0.001951	0.001366	ln(x)	ShapiroWilk
Cobalt (mg/L)	GWC-25	No	n/a	NP	NaN	33	0.01175	0.01229	ln(x)	ShapiroWilk
Cobalt (mg/L)	GWC-26	n/a	n/a	NP	NaN	34	0.002085	0.0008677	unknown	ShapiroWilk
Cobalt (mg/L)	GWC-27	No	n/a	NP	NaN	34	0.002216	0.0008486	ln(x)	ShapiroWilk
Cobalt (mg/L)	GWC-30	n/a	n/a	NP	NaN	34	0.0025	0	unknown	ShapiroWilk
Cobalt (mg/L)	GWC-31	n/a	n/a	NP	NaN	29	0.002157	0.0007944	unknown	ShapiroWilk
Cobalt (mg/L)	GWC-32	No	n/a	NP	NaN	34	0.001861	0.000909	sqrt(x)	ShapiroWilk
Cobalt (mg/L)	GWC-33	No	n/a	NP	NaN	33	0.003115	0.003143	x^(1/3)	ShapiroWilk
Cobalt (mg/L)	GWC-34	n/a	n/a	NP	NaN	34	0.003089	0.004258	unknown	ShapiroWilk
Cobalt (mg/L)	GWC-35	No	n/a	NP	NaN	34	0.001529	0.001027	ln(x)	ShapiroWilk
Cobalt (mg/L)	GWC-5	No	n/a	NP	NaN	34	0.01284	0.0117	ln(x)	ShapiroWilk
Cobalt (mg/L)	GWC-6	No	n/a	NP	NaN	34	0.01426	0.005523	ln(x)	ShapiroWilk
Cobalt (mg/L)	GWC-7	No	n/a	NP	NaN	34	0.005771	0.007517	ln(x)	ShapiroWilk
Cobalt (mg/L)	GWC-8	No	n/a	NP	NaN	34	0.03661	0.03507	x^(1/3)	ShapiroWilk
Cobalt (mg/L)	**GWC-9**	**Yes**	**0.27,0.00125**	**NP**	**NaN**	**34**	**0.06219**	**0.05286**	**x^(1/3)**	**ShapiroWilk**
Copper (mg/L)	GWA-1 (bg)	n/a	n/a	NP	NaN	27	0.002	0	unknown	ShapiroWilk
Copper (mg/L)	GWA-2 (bg)	No	n/a	NP	NaN	27	0.001774	0.0003955	ln(x)	ShapiroWilk
Copper (mg/L)	GWA-28 (bg)	n/a	n/a	NP	NaN	27	0.00197	0.000154	unknown	ShapiroWilk
Copper (mg/L)	GWA-29 (bg)	No	n/a	NP	NaN	27	0.007656	0.003698	ln(x)	ShapiroWilk
Copper (mg/L)	GWA-3 (bg)	No	n/a	NP	NaN	16	0.002294	0.0007038	ln(x)	ShapiroWilk
Copper (mg/L)	GWA-4 (bg)	n/a	n/a	NP	NaN	27	0.002	0	unknown	ShapiroWilk
Copper (mg/L)	GWC-10	n/a	n/a	NP	NaN	16	0.002228	0.001681	unknown	ShapiroWilk
Copper (mg/L)	GWC-11	n/a	n/a	NP	NaN	27	0.001956	0.0004013	unknown	ShapiroWilk
Copper (mg/L)	GWC-12	n/a	n/a	NP	NaN	27	0.001961	0.0002001	unknown	ShapiroWilk
Copper (mg/L)	GWC-13	n/a	n/a	NP	NaN	27	0.001953	0.0002632	unknown	ShapiroWilk
Copper (mg/L)	GWC-14	n/a	n/a	NP	NaN	27	0.0021	0.0009739	unknown	ShapiroWilk
Copper (mg/L)	GWC-15	n/a	n/a	NP	NaN	27	0.002037	0.0001925	unknown	ShapiroWilk
Copper (mg/L)	GWC-16	n/a	n/a	NP	NaN	27	0.00195	0.0002598	unknown	ShapiroWilk
Copper (mg/L)	GWC-17	n/a	n/a	NP	NaN	27	0.001906	0.0003382	unknown	ShapiroWilk
Copper (mg/L)	GWC-18	n/a	n/a	NP	NaN	27	0.002	0	unknown	ShapiroWilk
Copper (mg/L)	GWC-19	n/a	n/a	NP	NaN	27	0.001961	0.000204	unknown	ShapiroWilk
Copper (mg/L)	GWC-20	n/a	n/a	NP	NaN	27	0.002102	0.0007031	unknown	ShapiroWilk
Copper (mg/L)	GWC-21	n/a	n/a	NP	NaN	27	0.00197	0.000154	unknown	ShapiroWilk
Copper (mg/L)	GWC-22	n/a	n/a	NP	NaN	27	0.001978	0.00021	unknown	ShapiroWilk
Copper (mg/L)	GWC-23	n/a	n/a	NP	NaN	27	0.00182	0.0004097	unknown	ShapiroWilk
Copper (mg/L)	GWC-24	No	n/a	NP	NaN	18	0.001754	0.0005662	normal	ShapiroWilk
Copper (mg/L)	GWC-25	No	n/a	NP	NaN	27	0.0024	0.001089	ln(x)	ShapiroWilk
Copper (mg/L)	GWC-26	n/a	n/a	NP	NaN	27	0.001914	0.0003843	unknown	ShapiroWilk
Copper (mg/L)	GWC-27	n/a	n/a	NP	NaN	27	0.001984	0.0004739	unknown	ShapiroWilk
Copper (mg/L)	GWC-30	n/a	n/a	NP	NaN	27	0.002	0	unknown	ShapiroWilk
Copper (mg/L)	GWC-31	No	n/a	NP	NaN	24	0.002668	0.001424	ln(x)	ShapiroWilk
Copper (mg/L)	GWC-32	n/a	n/a	NP	NaN	27	0.002	0	unknown	ShapiroWilk

Outlier Analysis - All Results

Plant Wansley Data: Wansley Landfill Printed 3/26/2024, 12:41 PM

Constituent	Well	Outlier	Value(s)	Method	Alpha	N	Mean	Std. Dev.	Distr...	Normality Test
Copper (mg/L)	GWC-33	n/a	n/a	NP	NaN	26	0.001923	0.0002792	unknown	ShapiroWilk
Copper (mg/L)	GWC-34	n/a	n/a	NP	NaN	27	0.001974	0.0001347	unknown	ShapiroWilk
Copper (mg/L)	GWC-35	n/a	n/a	NP	NaN	27	0.001816	0.0004223	unknown	ShapiroWilk
Copper (mg/L)	GWC-5	n/a	n/a	NP	NaN	27	0.001894	0.0003087	unknown	ShapiroWilk
Copper (mg/L)	GWC-6	n/a	n/a	NP	NaN	27	0.002007	0.0002786	unknown	ShapiroWilk
Copper (mg/L)	GWC-7	n/a	n/a	NP	NaN	27	0.002	0	unknown	ShapiroWilk
Copper (mg/L)	GWC-8	No	n/a	NP	NaN	27	0.001781	0.0005753	sqrt(x)	ShapiroWilk
Copper (mg/L)	GWC-9	n/a	n/a	NP	NaN	27	0.001988	0.0002717	unknown	ShapiroWilk
Lead (mg/L)	GWA-1 (bg)	n/a	n/a	NP	NaN	34	0.001	0	unknown	ShapiroWilk
Lead (mg/L)	GWA-2 (bg)	n/a	n/a	NP	NaN	34	0.0009512	0.0001984	unknown	ShapiroWilk
Lead (mg/L)	GWA-28 (bg)	n/a	n/a	NP	NaN	34	0.0009776	0.0001303	unknown	ShapiroWilk
Lead (mg/L)	GWA-29 (bg)	n/a	n/a	NP	NaN	32	0.0008763	0.0002935	unknown	ShapiroWilk
Lead (mg/L)	GWA-3 (bg)	n/a	n/a	NP	NaN	20	0.000921	0.0004037	unknown	ShapiroWilk
Lead (mg/L)	GWA-4 (bg)	n/a	n/a	NP	NaN	34	0.0009797	0.0001183	unknown	ShapiroWilk
Lead (mg/L)	GWC-10	n/a	n/a	NP	NaN	24	0.0009188	0.0004348	unknown	ShapiroWilk
Lead (mg/L)	GWC-11	n/a	n/a	NP	NaN	34	0.0009409	0.0001941	unknown	ShapiroWilk
Lead (mg/L)	GWC-12	n/a	n/a	NP	NaN	34	0.0009765	0.0001372	unknown	ShapiroWilk
Lead (mg/L)	GWC-13	n/a	n/a	NP	NaN	34	0.0009815	0.000108	unknown	ShapiroWilk
Lead (mg/L)	GWC-14	n/a	n/a	NP	NaN	34	0.001	0	unknown	ShapiroWilk
Lead (mg/L)	GWC-15	n/a	n/a	NP	NaN	34	0.0009526	0.0001927	unknown	ShapiroWilk
Lead (mg/L)	GWC-16	n/a	n/a	NP	NaN	34	0.0009779	0.0001286	unknown	ShapiroWilk
Lead (mg/L)	GWC-17	n/a	n/a	NP	NaN	34	0.0009756	0.0001258	unknown	ShapiroWilk
Lead (mg/L)	GWC-18	n/a	n/a	NP	NaN	34	0.001	0.0003406	unknown	ShapiroWilk
Lead (mg/L)	GWC-19	n/a	n/a	NP	NaN	34	0.0009106	0.0002813	unknown	ShapiroWilk
Lead (mg/L)	GWC-20	n/a	n/a	NP	NaN	34	0.001244	0.001736	unknown	ShapiroWilk
Lead (mg/L)	GWC-21	n/a	n/a	NP	NaN	34	0.0009276	0.0002361	unknown	ShapiroWilk
Lead (mg/L)	GWC-22	n/a	n/a	NP	NaN	34	0.0009682	0.0001389	unknown	ShapiroWilk
Lead (mg/L)	GWC-23	n/a	n/a	NP	NaN	34	0.0009135	0.0002409	unknown	ShapiroWilk
Lead (mg/L)	GWC-24	n/a	n/a	NP	NaN	25	0.0008516	0.000368	unknown	ShapiroWilk
Lead (mg/L)	GWC-25	n/a	n/a	NP	NaN	33	0.0008912	0.0003751	unknown	ShapiroWilk
Lead (mg/L)	GWC-26	n/a	n/a	NP	NaN	34	0.0009626	0.0002318	unknown	ShapiroWilk
Lead (mg/L)	GWC-27	n/a	n/a	NP	NaN	34	0.0008838	0.0002855	unknown	ShapiroWilk
Lead (mg/L)	GWC-30	n/a	n/a	NP	NaN	34	0.0009753	0.0001441	unknown	ShapiroWilk
Lead (mg/L)	GWC-31	No	n/a	NP	NaN	29	0.0007734	0.0003573	normal	ShapiroWilk
Lead (mg/L)	GWC-32	n/a	n/a	NP	NaN	34	0.001	0	unknown	ShapiroWilk
Lead (mg/L)	GWC-33	n/a	n/a	NP	NaN	33	0.0009091	0.0002495	unknown	ShapiroWilk
Lead (mg/L)	GWC-34	n/a	n/a	NP	NaN	34	0.0009553	0.0001816	unknown	ShapiroWilk
Lead (mg/L)	GWC-35	n/a	n/a	NP	NaN	34	0.001	0	unknown	ShapiroWilk
Lead (mg/L)	GWC-5	n/a	n/a	NP	NaN	34	0.0009747	0.0001475	unknown	ShapiroWilk
Lead (mg/L)	GWC-6	n/a	n/a	NP	NaN	34	0.001	0	unknown	ShapiroWilk
Lead (mg/L)	GWC-7	n/a	n/a	NP	NaN	34	0.0009812	0.0001098	unknown	ShapiroWilk
Lead (mg/L)	GWC-8	n/a	n/a	NP	NaN	34	0.0009397	0.000197	unknown	ShapiroWilk
Lead (mg/L)	GWC-9	n/a	n/a	NP	NaN	34	0.0009779	0.0001286	unknown	ShapiroWilk
Mercury (mg/L)	GWA-1 (bg)	n/a	n/a	NP	NaN	34	0.0001955	0.0000194	unknown	ShapiroWilk
Mercury (mg/L)	GWA-2 (bg)	n/a	n/a	NP	NaN	34	0.0001962	0.00001596	unknown	ShapiroWilk
Mercury (mg/L)	GWA-28 (bg)	n/a	n/a	NP	NaN	34	0.0001956	0.00002004	unknown	ShapiroWilk
Mercury (mg/L)	GWA-29 (bg)	n/a	n/a	NP	NaN	32	0.0002003	0.00000...	unknown	ShapiroWilk
Mercury (mg/L)	GWA-3 (bg)	n/a	n/a	NP	NaN	20	0.0001955	0.00002012	unknown	ShapiroWilk
Mercury (mg/L)	GWA-4 (bg)	n/a	n/a	NP	NaN	34	0.0001955	0.00002036	unknown	ShapiroWilk
Mercury (mg/L)	GWC-10	n/a	n/a	NP	NaN	23	0.0001915	0.00002834	unknown	ShapiroWilk
Mercury (mg/L)	GWC-11	n/a	n/a	NP	NaN	34	0.0001931	0.00002799	unknown	ShapiroWilk
Mercury (mg/L)	GWC-12	n/a	n/a	NP	NaN	34	0.0001979	0.000012	unknown	ShapiroWilk
Mercury (mg/L)	GWC-13	n/a	n/a	NP	NaN	34	0.0001946	0.00002217	unknown	ShapiroWilk
Mercury (mg/L)	GWC-14	n/a	n/a	NP	NaN	35	0.0001844	0.00004273	unknown	ShapiroWilk
Mercury (mg/L)	GWC-15	n/a	n/a	NP	NaN	34	0.0001956	0.00001795	unknown	ShapiroWilk
Mercury (mg/L)	GWC-16	n/a	n/a	NP	NaN	34	0.0001953	0.00002064	unknown	ShapiroWilk
Mercury (mg/L)	GWC-17	n/a	n/a	NP	NaN	34	0.000197	0.00001766	unknown	ShapiroWilk
Mercury (mg/L)	GWC-18	n/a	n/a	NP	NaN	34	0.0001946	0.0000219	unknown	ShapiroWilk
Mercury (mg/L)	GWC-19	n/a	n/a	NP	NaN	34	0.0001953	0.00001926	unknown	ShapiroWilk
Mercury (mg/L)	GWC-20	n/a	n/a	NP	NaN	34	0.000194	0.00002454	unknown	ShapiroWilk
Mercury (mg/L)	GWC-21	n/a	n/a	NP	NaN	34	0.0001881	0.00003395	unknown	ShapiroWilk
Mercury (mg/L)	GWC-22	n/a	n/a	NP	NaN	34	0.0001956	0.00001795	unknown	ShapiroWilk
Mercury (mg/L)	GWC-23	n/a	n/a	NP	NaN	34	0.0001966	0.00001955	unknown	ShapiroWilk
Mercury (mg/L)	GWC-24	n/a	n/a	NP	NaN	25	0.0001956	0.000022	unknown	ShapiroWilk
Mercury (mg/L)	GWC-25	n/a	n/a	NP	NaN	33	0.0001969	0.00001776	unknown	ShapiroWilk
Mercury (mg/L)	GWC-26	n/a	n/a	NP	NaN	34	0.0001959	0.0000169	unknown	ShapiroWilk
Mercury (mg/L)	GWC-27	n/a	n/a	NP	NaN	34	0.0001962	0.00001596	unknown	ShapiroWilk
Mercury (mg/L)	GWC-30	n/a	n/a	NP	NaN	34	0.000194	0.00002221	unknown	ShapiroWilk

Outlier Analysis - All Results

Plant Wansley Data: Wansley Landfill Printed 3/26/2024, 12:41 PM

Constituent	Well	Outlier	Value(s)	Method	Alpha	N	Mean	Std. Dev.	Distr...	Normality Test
Mercury (mg/L)	GWC-31	n/a	n/a	NP	NaN	29	0.0001952	0.00001975	unknown	ShapiroWilk
Mercury (mg/L)	GWC-32	n/a	n/a	NP	NaN	34	0.0001963	0.00002178	unknown	ShapiroWilk
Mercury (mg/L)	GWC-33	n/a	n/a	NP	NaN	33	0.0001976	0.00001393	unknown	ShapiroWilk
Mercury (mg/L)	GWC-34	n/a	n/a	NP	NaN	34	0.0001907	0.00003092	unknown	ShapiroWilk
Mercury (mg/L)	GWC-35	n/a	n/a	NP	NaN	34	0.0001969	0.00001784	unknown	ShapiroWilk
Mercury (mg/L)	GWC-5	n/a	n/a	NP	NaN	34	0.0001964	0.00002127	unknown	ShapiroWilk
Mercury (mg/L)	GWC-6	n/a	n/a	NP	NaN	34	0.0001931	0.00002827	unknown	ShapiroWilk
Mercury (mg/L)	GWC-7	n/a	n/a	NP	NaN	34	0.0001967	0.00001921	unknown	ShapiroWilk
Mercury (mg/L)	GWC-8	n/a	n/a	NP	NaN	35	0.0001984	0.00004369	unknown	ShapiroWilk
Mercury (mg/L)	GWC-9	n/a	n/a	NP	NaN	34	0.0001925	0.00002529	unknown	ShapiroWilk
Nickel (mg/L)	GWA-1 (bg)	No	n/a	NP	NaN	27	0.00182	0.0008409	ln(x)	ShapiroWilk
Nickel (mg/L)	GWA-2 (bg)	No	n/a	NP	NaN	27	0.001714	0.0007869	ln(x)	ShapiroWilk
Nickel (mg/L)	GWA-28 (bg)	n/a	n/a	NP	NaN	27	0.000917	0.0001893	unknown	ShapiroWilk
Nickel (mg/L)	GWA-29 (bg)	No	n/a	NP	NaN	27	0.002476	0.001344	ln(x)	ShapiroWilk
Nickel (mg/L)	GWA-3 (bg)	No	n/a	NP	NaN	16	0.002641	0.00126	x^(1/3)	ShapiroWilk
Nickel (mg/L)	**GWA-4 (bg)**	**Yes**	**0.0073,0.007,0.00071,0.00063**	**NP**	**NaN**	**27**	**0.002497**	**0.001482**	**ln(x)**	**ShapiroWilk**
Nickel (mg/L)	GWC-10	No	n/a	NP	NaN	16	0.002283	0.001396	ln(x)	ShapiroWilk
Nickel (mg/L)	GWC-11	n/a	n/a	NP	NaN	27	0.0009574	0.0001691	unknown	ShapiroWilk
Nickel (mg/L)	GWC-12	n/a	n/a	NP	NaN	27	0.0009726	0.0001187	unknown	ShapiroWilk
Nickel (mg/L)	GWC-13	No	n/a	NP	NaN	27	0.0008574	0.0002337	x^(1/3)	ShapiroWilk
Nickel (mg/L)	GWC-14	No	n/a	NP	NaN	28	0.01116	0.006732	x^2	ShapiroWilk
Nickel (mg/L)	GWC-15	n/a	n/a	NP	NaN	27	0.0009511	0.0001763	unknown	ShapiroWilk
Nickel (mg/L)	GWC-16	n/a	n/a	NP	NaN	27	0.0009652	0.0001026	unknown	ShapiroWilk
Nickel (mg/L)	GWC-17	n/a	n/a	NP	NaN	27	0.0009563	0.0001379	unknown	ShapiroWilk
Nickel (mg/L)	GWC-18	n/a	n/a	NP	NaN	27	0.0009874	0.0001533	unknown	ShapiroWilk
Nickel (mg/L)	GWC-19	n/a	n/a	NP	NaN	27	0.0009463	0.0002145	unknown	ShapiroWilk
Nickel (mg/L)	GWC-20	n/a	n/a	NP	NaN	27	0.0009807	0.0001001	unknown	ShapiroWilk
Nickel (mg/L)	GWC-21	No	n/a	NP	NaN	27	0.0008956	0.0001828	x^3	ShapiroWilk
Nickel (mg/L)	GWC-22	n/a	n/a	NP	NaN	27	0.000953	0.0001702	unknown	ShapiroWilk
Nickel (mg/L)	GWC-23	No	n/a	NP	NaN	27	0.0008881	0.0002012	x^(1/3)	ShapiroWilk
Nickel (mg/L)	GWC-24	No	n/a	NP	NaN	18	0.001964	0.0006102	ln(x)	ShapiroWilk
Nickel (mg/L)	GWC-25	No	n/a	NP	NaN	26	0.006812	0.00572	ln(x)	ShapiroWilk
Nickel (mg/L)	GWC-26	No	n/a	NP	NaN	27	0.001914	0.0008451	x^3	ShapiroWilk
Nickel (mg/L)	GWC-27	n/a	n/a	NP	NaN	27	0.0009374	0.0001819	unknown	ShapiroWilk
Nickel (mg/L)	GWC-30	n/a	n/a	NP	NaN	27	0.001	0	unknown	ShapiroWilk
Nickel (mg/L)	GWC-31	No	n/a	NP	NaN	23	0.002811	0.002937	ln(x)	ShapiroWilk
Nickel (mg/L)	GWC-32	n/a	n/a	NP	NaN	27	0.001005	0.0002034	unknown	ShapiroWilk
Nickel (mg/L)	GWC-33	n/a	n/a	NP	NaN	26	0.0009685	0.0001364	unknown	ShapiroWilk
Nickel (mg/L)	GWC-34	No	n/a	NP	NaN	27	0.002031	0.002201	ln(x)	ShapiroWilk
Nickel (mg/L)	GWC-35	No	n/a	NP	NaN	27	0.001992	0.001115	ln(x)	ShapiroWilk
Nickel (mg/L)	GWC-5	No	n/a	NP	NaN	27	0.005311	0.002446	normal	ShapiroWilk
Nickel (mg/L)	GWC-6	No	n/a	NP	NaN	27	0.005091	0.001688	normal	ShapiroWilk
Nickel (mg/L)	GWC-7	No	n/a	NP	NaN	27	0.009607	0.004931	normal	ShapiroWilk
Nickel (mg/L)	GWC-8	No	n/a	NP	NaN	27	0.003141	0.001815	ln(x)	ShapiroWilk
Nickel (mg/L)	**GWC-9**	**Yes**	**0.00125**	**NP**	**NaN**	**27**	**0.01521**	**0.01596**	**ln(x)**	**ShapiroWilk**
pH, Field (S.U.)	GWA-1 (bg)	No	n/a	NP	NaN	24	5.4	0.1553	normal	ShapiroWilk
pH, Field (S.U.)	**GWA-2 (bg)**	**Yes**	**7.195**	**NP**	**NaN**	**24**	**5.726**	**0.3372**	**ln(x)**	**ShapiroWilk**
pH, Field (S.U.)	GWA-28 (bg)	No	n/a	NP	NaN	24	6.1	0.2049	ln(x)	ShapiroWilk
pH, Field (S.U.)	GWA-29 (bg)	No	n/a	NP	NaN	22	5.871	0.1784	ln(x)	ShapiroWilk
pH, Field (S.U.)	GWA-3 (bg)	No	n/a	NP	NaN	16	5.757	0.4161	ln(x)	ShapiroWilk
pH, Field (S.U.)	GWA-4 (bg)	No	n/a	NP	NaN	22	6.257	0.1251	ln(x)	ShapiroWilk
pH, Field (S.U.)	GWC-10	No	n/a	NP	NaN	23	6.012	0.384	ln(x)	ShapiroWilk
pH, Field (S.U.)	GWC-11	No	n/a	NP	NaN	24	6.077	0.1657	ln(x)	ShapiroWilk
pH, Field (S.U.)	GWC-12	No	n/a	NP	NaN	23	7.266	0.2797	x^6	ShapiroWilk
pH, Field (S.U.)	GWC-13	No	n/a	NP	NaN	23	6.798	0.2857	ln(x)	ShapiroWilk
pH, Field (S.U.)	GWC-14	No	n/a	NP	NaN	24	5.478	0.3408	x^3	ShapiroWilk
pH, Field (S.U.)	GWC-15	No	n/a	NP	NaN	23	6.614	0.2304	ln(x)	ShapiroWilk
pH, Field (S.U.)	**GWC-16**	**Yes**	**7.556**	**NP**	**NaN**	**23**	**6.158**	**0.3251**	**ln(x)**	**ShapiroWilk**
pH, Field (S.U.)	**GWC-17**	**Yes**	**7.949**	**NP**	**NaN**	**24**	**6.254**	**0.3781**	**ln(x)**	**ShapiroWilk**
pH, Field (S.U.)	GWC-18	No	n/a	NP	NaN	22	5.937	0.103	x^6	ShapiroWilk
pH, Field (S.U.)	GWC-19	No	n/a	NP	NaN	23	5.896	0.149	ln(x)	ShapiroWilk
pH, Field (S.U.)	GWC-20	No	n/a	NP	NaN	22	6.353	0.2691	ln(x)	ShapiroWilk
pH, Field (S.U.)	**GWC-21**	**Yes**	**6.575**	**NP**	**NaN**	**23**	**5.581**	**0.2764**	**ln(x)**	**ShapiroWilk**
pH, Field (S.U.)	GWC-22	No	n/a	NP	NaN	23	6.623	0.1405	ln(x)	ShapiroWilk
pH, Field (S.U.)	**GWC-23**	**Yes**	**4.87,7.295**	**NP**	**NaN**	**23**	**5.976**	**0.4037**	**ln(x)**	**ShapiroWilk**
pH, Field (S.U.)	GWC-24	No	n/a	NP	NaN	22	5.557	0.5981	ln(x)	ShapiroWilk
pH, Field (S.U.)	GWC-25	No	n/a	NP	NaN	26	6.118	0.4099	sqrt(x)	ShapiroWilk
pH, Field (S.U.)	**GWC-26**	**Yes**	**6.038**	**NP**	**NaN**	**23**	**5.68**	**0.1288**	**ln(x)**	**ShapiroWilk**

Outlier Analysis - All Results

Plant Wansley Data: Wansley Landfill Printed 3/26/2024, 12:41 PM

Constituent	Well	Outlier	Value(s)	Method	Alpha	N	Mean	Std. Dev.	Distr...	Normality Test
pH, Field (S.U.)	GWC-27	No	n/a	NP	NaN	24	5.554	0.1647	ln(x)	ShapiroWilk
pH, Field (S.U.)	**GWC-30**	**Yes**	**6.78**	**NP**	**NaN**	**24**	**6.108**	**0.2514**	**ln(x)**	**ShapiroWilk**
pH, Field (S.U.)	GWC-31	No	n/a	NP	NaN	23	6.096	0.1334	ln(x)	ShapiroWilk
pH, Field (S.U.)	**GWC-32**	**Yes**	**7.553**	**NP**	**NaN**	**24**	**6.168**	**0.3126**	**ln(x)**	**ShapiroWilk**
pH, Field (S.U.)	GWC-33	No	n/a	NP	NaN	24	6.302	0.253	sqrt(x)	ShapiroWilk
pH, Field (S.U.)	**GWC-34**	**Yes**	**6.66**	**NP**	**NaN**	**24**	**5.918**	**0.2098**	**ln(x)**	**ShapiroWilk**
pH, Field (S.U.)	**GWC-35**	**Yes**	**6.32**	**NP**	**NaN**	**24**	**5.593**	**0.1977**	**ln(x)**	**ShapiroWilk**
pH, Field (S.U.)	**GWC-5**	**Yes**	**7.05,7.043,6.98,6.94**	**NP**	**NaN**	**23**	**6.449**	**0.273**	**ln(x)**	**ShapiroWilk**
pH, Field (S.U.)	GWC-6	No	n/a	NP	NaN	23	5.989	0.1736	ln(x)	ShapiroWilk
pH, Field (S.U.)	GWC-7	No	n/a	NP	NaN	23	6.37	0.09861	x^6	ShapiroWilk
pH, Field (S.U.)	GWC-8	No	n/a	NP	NaN	25	6.001	0.1963	ln(x)	ShapiroWilk
pH, Field (S.U.)	GWC-9	No	n/a	NP	NaN	23	5.75	0.2135	ln(x)	ShapiroWilk
Selenium (mg/L)	GWA-1 (bg)	n/a	n/a	NP	NaN	34	0.004869	0.0007649	unknown	ShapiroWilk
Selenium (mg/L)	GWA-2 (bg)	n/a	n/a	NP	NaN	34	0.005	0	unknown	ShapiroWilk
Selenium (mg/L)	GWA-28 (bg)	n/a	n/a	NP	NaN	34	0.004739	0.00106	unknown	ShapiroWilk
Selenium (mg/L)	GWA-29 (bg)	n/a	n/a	NP	NaN	32	0.00457	0.00136	unknown	ShapiroWilk
Selenium (mg/L)	GWA-3 (bg)	n/a	n/a	NP	NaN	20	0.005	0	unknown	ShapiroWilk
Selenium (mg/L)	GWA-4 (bg)	n/a	n/a	NP	NaN	34	0.004878	0.00071	unknown	ShapiroWilk
Selenium (mg/L)	GWC-10	n/a	n/a	NP	NaN	23	0.005	0	unknown	ShapiroWilk
Selenium (mg/L)	GWC-11	n/a	n/a	NP	NaN	34	0.004466	0.001487	unknown	ShapiroWilk
Selenium (mg/L)	GWC-12	n/a	n/a	NP	NaN	34	0.004862	0.0008026	unknown	ShapiroWilk
Selenium (mg/L)	GWC-13	n/a	n/a	NP	NaN	34	0.004915	0.0004973	unknown	ShapiroWilk
Selenium (mg/L)	GWC-14	No	n/a	NP	NaN	35	0.004158	0.00161	x^2	ShapiroWilk
Selenium (mg/L)	GWC-15	n/a	n/a	NP	NaN	34	0.004861	0.0008112	unknown	ShapiroWilk
Selenium (mg/L)	GWC-16	n/a	n/a	NP	NaN	34	0.004861	0.0008078	unknown	ShapiroWilk
Selenium (mg/L)	GWC-17	n/a	n/a	NP	NaN	34	0.005	0	unknown	ShapiroWilk
Selenium (mg/L)	GWC-18	n/a	n/a	NP	NaN	34	0.004874	0.0007323	unknown	ShapiroWilk
Selenium (mg/L)	GWC-19	n/a	n/a	NP	NaN	34	0.005	0	unknown	ShapiroWilk
Selenium (mg/L)	GWC-20	n/a	n/a	NP	NaN	34	0.005	0	unknown	ShapiroWilk
Selenium (mg/L)	GWC-21	n/a	n/a	NP	NaN	34	0.004866	0.0007786	unknown	ShapiroWilk
Selenium (mg/L)	GWC-22	n/a	n/a	NP	NaN	34	0.004862	0.000806	unknown	ShapiroWilk
Selenium (mg/L)	GWC-23	n/a	n/a	NP	NaN	34	0.005	0	unknown	ShapiroWilk
Selenium (mg/L)	GWC-24	n/a	n/a	NP	NaN	25	0.005	0	unknown	ShapiroWilk
Selenium (mg/L)	GWC-25	n/a	n/a	NP	NaN	33	0.004858	0.0008129	unknown	ShapiroWilk
Selenium (mg/L)	GWC-26	n/a	n/a	NP	NaN	34	0.004768	0.0009613	unknown	ShapiroWilk
Selenium (mg/L)	GWC-27	n/a	n/a	NP	NaN	34	0.004866	0.0007803	unknown	ShapiroWilk
Selenium (mg/L)	GWC-30	n/a	n/a	NP	NaN	34	0.004734	0.001079	unknown	ShapiroWilk
Selenium (mg/L)	GWC-31	n/a	n/a	NP	NaN	29	0.004256	0.001663	unknown	ShapiroWilk
Selenium (mg/L)	GWC-32	n/a	n/a	NP	NaN	34	0.00486	0.0008146	unknown	ShapiroWilk
Selenium (mg/L)	GWC-33	n/a	n/a	NP	NaN	33	0.004498	0.001373	unknown	ShapiroWilk
Selenium (mg/L)	GWC-34	n/a	n/a	NP	NaN	34	0.005	0	unknown	ShapiroWilk
Selenium (mg/L)	GWC-35	n/a	n/a	NP	NaN	34	0.00486	0.0008146	unknown	ShapiroWilk
Selenium (mg/L)	GWC-5	n/a	n/a	NP	NaN	34	0.004737	0.001071	unknown	ShapiroWilk
Selenium (mg/L)	GWC-6	n/a	n/a	NP	NaN	34	0.004739	0.001063	unknown	ShapiroWilk
Selenium (mg/L)	GWC-7	n/a	n/a	NP	NaN	34	0.005	0	unknown	ShapiroWilk
Selenium (mg/L)	GWC-8	n/a	n/a	NP	NaN	34	0.004501	0.001405	unknown	ShapiroWilk
Selenium (mg/L)	GWC-9	n/a	n/a	NP	NaN	34	0.004782	0.002298	unknown	ShapiroWilk
Silver (mg/L)	GWA-1 (bg)	n/a	n/a	NP	NaN	27	0.001	0	unknown	ShapiroWilk
Silver (mg/L)	GWA-2 (bg)	n/a	n/a	NP	NaN	27	0.001	0	unknown	ShapiroWilk
Silver (mg/L)	GWA-28 (bg)	n/a	n/a	NP	NaN	27	0.001	0	unknown	ShapiroWilk
Silver (mg/L)	GWA-29 (bg)	No	n/a	NP	NaN	27	0.001454	0.0007262	ln(x)	ShapiroWilk
Silver (mg/L)	GWA-3 (bg)	n/a	n/a	NP	NaN	16	0.001	0	unknown	ShapiroWilk
Silver (mg/L)	GWA-4 (bg)	n/a	n/a	NP	NaN	27	0.001	0	unknown	ShapiroWilk
Silver (mg/L)	GWC-10	n/a	n/a	NP	NaN	16	0.001281	0.001125	unknown	ShapiroWilk
Silver (mg/L)	GWC-11	n/a	n/a	NP	NaN	27	0.0009752	0.0001289	unknown	ShapiroWilk
Silver (mg/L)	GWC-12	n/a	n/a	NP	NaN	27	0.0009693	0.0001597	unknown	ShapiroWilk
Silver (mg/L)	GWC-13	n/a	n/a	NP	NaN	27	0.001	0	unknown	ShapiroWilk
Silver (mg/L)	GWC-14	n/a	n/a	NP	NaN	27	0.0009919	0.00004234	unknown	ShapiroWilk
Silver (mg/L)	GWC-15	n/a	n/a	NP	NaN	27	0.001	0	unknown	ShapiroWilk
Silver (mg/L)	GWC-16	n/a	n/a	NP	NaN	27	0.0009759	0.0001251	unknown	ShapiroWilk
Silver (mg/L)	GWC-17	n/a	n/a	NP	NaN	27	0.0009804	0.000102	unknown	ShapiroWilk
Silver (mg/L)	GWC-18	n/a	n/a	NP	NaN	27	0.001	0	unknown	ShapiroWilk
Silver (mg/L)	GWC-19	n/a	n/a	NP	NaN	27	0.001	0	unknown	ShapiroWilk
Silver (mg/L)	GWC-20	n/a	n/a	NP	NaN	27	0.001	0	unknown	ShapiroWilk
Silver (mg/L)	GWC-21	n/a	n/a	NP	NaN	27	0.0009863	0.00007121	unknown	ShapiroWilk
Silver (mg/L)	GWC-22	n/a	n/a	NP	NaN	27	0.000977	0.0001193	unknown	ShapiroWilk
Silver (mg/L)	GWC-23	n/a	n/a	NP	NaN	27	0.0009774	0.0001174	unknown	ShapiroWilk
Silver (mg/L)	GWC-24	n/a	n/a	NP	NaN	18	0.0009828	0.00007307	unknown	ShapiroWilk

Outlier Analysis - All Results

Plant Wansley Data: Wansley Landfill Printed 3/26/2024, 12:41 PM

Constituent	Well	Outlier	Value(s)	Method	Alpha	N	Mean	Std. Dev.	Distr...	Normality Test
Silver (mg/L)	GWC-25	n/a	n/a	NP	NaN	26	0.0009746	0.0001294	unknown	ShapiroWilk
Silver (mg/L)	GWC-26	n/a	n/a	NP	NaN	27	0.00097	0.0001559	unknown	ShapiroWilk
Silver (mg/L)	GWC-27	n/a	n/a	NP	NaN	26	0.000985	0.00007649	unknown	ShapiroWilk
Silver (mg/L)	GWC-30	n/a	n/a	NP	NaN	27	0.001	0	unknown	ShapiroWilk
Silver (mg/L)	GWC-31	No	n/a	NP	NaN	24	0.001171	0.001584	ln(x)	ShapiroWilk
Silver (mg/L)	GWC-32	n/a	n/a	NP	NaN	27	0.00097	0.0001559	unknown	ShapiroWilk
Silver (mg/L)	GWC-33	n/a	n/a	NP	NaN	26	0.000975	0.0001275	unknown	ShapiroWilk
Silver (mg/L)	GWC-34	n/a	n/a	NP	NaN	27	0.001	0	unknown	ShapiroWilk
Silver (mg/L)	GWC-35	n/a	n/a	NP	NaN	27	0.001	0	unknown	ShapiroWilk
Silver (mg/L)	GWC-5	n/a	n/a	NP	NaN	27	0.0009689	0.0001617	unknown	ShapiroWilk
Silver (mg/L)	GWC-6	n/a	n/a	NP	NaN	27	0.001063	0.0004373	unknown	ShapiroWilk
Silver (mg/L)	GWC-7	n/a	n/a	NP	NaN	27	0.001	0	unknown	ShapiroWilk
Silver (mg/L)	GWC-8	n/a	n/a	NP	NaN	27	0.001	0	unknown	ShapiroWilk
Silver (mg/L)	GWC-9	n/a	n/a	NP	NaN	27	0.001	0	unknown	ShapiroWilk
Sulfate as SO4 (mg/L)	GWA-1 (bg)	n/a	n/a	NP	NaN	23	1.009	0.1832	unknown	ShapiroWilk
Sulfate as SO4 (mg/L)	GWA-2 (bg)	No	n/a	NP	NaN	23	1.324	0.6311	ln(x)	ShapiroWilk
Sulfate as SO4 (mg/L)	GWA-28 (bg)	No	n/a	NP	NaN	23	1.248	0.5056	ln(x)	ShapiroWilk
Sulfate as SO4 (mg/L)	GWA-29 (bg)	No	n/a	NP	NaN	22	8.362	4.335	ln(x)	ShapiroWilk
Sulfate as SO4 (mg/L)	GWA-3 (bg)	No	n/a	NP	NaN	16	67.89	52.8	sqrt(x)	ShapiroWilk
Sulfate as SO4 (mg/L)	**GWA-4 (bg)**	**Yes**	**15,7.7**	**NP**	**NaN**	**23**	**9.918**	**1.388**	**ln(x)**	**ShapiroWilk**
Sulfate as SO4 (mg/L)	GWC-10	No	n/a	NP	NaN	23	22.18	11.49	x^(1/3)	ShapiroWilk
Sulfate as SO4 (mg/L)	GWC-11	n/a	n/a	NP	NaN	23	1.035	0.6301	unknown	ShapiroWilk
Sulfate as SO4 (mg/L)	GWC-12	No	n/a	NP	NaN	23	25.39	5.581	ln(x)	ShapiroWilk
Sulfate as SO4 (mg/L)	GWC-13	No	n/a	NP	NaN	23	2.572	0.5562	ln(x)	ShapiroWilk
Sulfate as SO4 (mg/L)	GWC-14	No	n/a	NP	NaN	23	13.9	7.235	x^(1/3)	ShapiroWilk
Sulfate as SO4 (mg/L)	GWC-15	No	n/a	NP	NaN	23	1.584	0.518	ln(x)	ShapiroWilk
Sulfate as SO4 (mg/L)	GWC-16	No	n/a	NP	NaN	23	0.8632	0.225	x^6	ShapiroWilk
Sulfate as SO4 (mg/L)	GWC-17	No	n/a	NP	NaN	23	0.9033	0.2233	x^3	ShapiroWilk
Sulfate as SO4 (mg/L)	GWC-18	No	n/a	NP	NaN	23	0.8783	0.186	x^4	ShapiroWilk
Sulfate as SO4 (mg/L)	**GWC-19**	**Yes**	**8.6**	**NP**	**NaN**	**23**	**1.391**	**1.678**	**ln(x)**	**ShapiroWilk**
Sulfate as SO4 (mg/L)	GWC-20	No	n/a	NP	NaN	23	0.8776	0.2268	sqrt(x)	ShapiroWilk
Sulfate as SO4 (mg/L)	GWC-21	n/a	n/a	NP	NaN	23	0.9499	0.1836	unknown	ShapiroWilk
Sulfate as SO4 (mg/L)	GWC-22	No	n/a	NP	NaN	23	0.8677	0.2229	x^3	ShapiroWilk
Sulfate as SO4 (mg/L)	GWC-23	No	n/a	NP	NaN	23	0.8546	0.2368	sqrt(x)	ShapiroWilk
Sulfate as SO4 (mg/L)	GWC-24	No	n/a	NP	NaN	23	0.9317	0.3542	ln(x)	ShapiroWilk
Sulfate as SO4 (mg/L)	GWC-25	No	n/a	NP	NaN	23	10.39	7.329	x^(1/3)	ShapiroWilk
Sulfate as SO4 (mg/L)	GWC-26	No	n/a	NP	NaN	23	0.8985	0.3019	sqrt(x)	ShapiroWilk
Sulfate as SO4 (mg/L)	GWC-27	No	n/a	NP	NaN	23	1.665	0.8492	normal	ShapiroWilk
Sulfate as SO4 (mg/L)	**GWC-30**	**Yes**	**3.3**	**NP**	**NaN**	**23**	**1.29**	**0.475**	**ln(x)**	**ShapiroWilk**
Sulfate as SO4 (mg/L)	GWC-31	No	n/a	NP	NaN	18	12.92	3.547	ln(x)	ShapiroWilk
Sulfate as SO4 (mg/L)	GWC-32	No	n/a	NP	NaN	23	10.12	1.647	ln(x)	ShapiroWilk
Sulfate as SO4 (mg/L)	GWC-33	No	n/a	NP	NaN	23	15.84	9.984	ln(x)	ShapiroWilk
Sulfate as SO4 (mg/L)	**GWC-34**	**Yes**	**3.8**	**NP**	**NaN**	**23**	**1.539**	**0.5503**	**ln(x)**	**ShapiroWilk**
Sulfate as SO4 (mg/L)	**GWC-35**	**Yes**	**4.7**	**NP**	**NaN**	**23**	**2.683**	**0.5506**	**ln(x)**	**ShapiroWilk**
Sulfate as SO4 (mg/L)	GWC-5	No	n/a	NP	NaN	23	24.21	6.099	x^3	ShapiroWilk
Sulfate as SO4 (mg/L)	**GWC-6**	**Yes**	**30**	**NP**	**NaN**	**23**	**13.16**	**4.2**	**ln(x)**	**ShapiroWilk**
Sulfate as SO4 (mg/L)	GWC-7	No	n/a	NP	NaN	23	59.96	19.48	sqrt(x)	ShapiroWilk
Sulfate as SO4 (mg/L)	**GWC-8**	**Yes**	**49**	**NP**	**NaN**	**23**	**18.99**	**8.749**	**ln(x)**	**ShapiroWilk**
Sulfate as SO4 (mg/L)	GWC-9	No	n/a	NP	NaN	23	17.5	8.152	ln(x)	ShapiroWilk
Thallium (mg/L)	GWA-1 (bg)	n/a	n/a	NP	NaN	34	0.0009031	0.0002708	unknown	ShapiroWilk
Thallium (mg/L)	GWA-2 (bg)	n/a	n/a	NP	NaN	33	0.0009752	0.0001427	unknown	ShapiroWilk
Thallium (mg/L)	GWA-28 (bg)	n/a	n/a	NP	NaN	33	0.001	0	unknown	ShapiroWilk
Thallium (mg/L)	GWA-29 (bg)	n/a	n/a	NP	NaN	31	0.001	0	unknown	ShapiroWilk
Thallium (mg/L)	GWA-3 (bg)	n/a	n/a	NP	NaN	20	0.001	0	unknown	ShapiroWilk
Thallium (mg/L)	GWA-4 (bg)	n/a	n/a	NP	NaN	34	0.0009471	0.0002149	unknown	ShapiroWilk
Thallium (mg/L)	GWC-10	n/a	n/a	NP	NaN	23	0.001	0	unknown	ShapiroWilk
Thallium (mg/L)	GWC-11	n/a	n/a	NP	NaN	32	0.0009897	0.00005834	unknown	ShapiroWilk
Thallium (mg/L)	GWC-12	n/a	n/a	NP	NaN	32	0.0009591	0.0001612	unknown	ShapiroWilk
Thallium (mg/L)	GWC-13	n/a	n/a	NP	NaN	32	0.0009756	0.0001379	unknown	ShapiroWilk
Thallium (mg/L)	GWC-14	No	n/a	NP	NaN	34	0.0006709	0.0005061	ln(x)	ShapiroWilk
Thallium (mg/L)	GWC-15	n/a	n/a	NP	NaN	34	0.0009585	0.0001687	unknown	ShapiroWilk
Thallium (mg/L)	GWC-16	n/a	n/a	NP	NaN	34	0.001	0	unknown	ShapiroWilk
Thallium (mg/L)	GWC-17	n/a	n/a	NP	NaN	33	0.001	0	unknown	ShapiroWilk
Thallium (mg/L)	GWC-18	n/a	n/a	NP	NaN	34	0.001	0	unknown	ShapiroWilk
Thallium (mg/L)	GWC-19	n/a	n/a	NP	NaN	34	0.0009538	0.0001896	unknown	ShapiroWilk
Thallium (mg/L)	GWC-20	n/a	n/a	NP	NaN	34	0.0009809	0.0001115	unknown	ShapiroWilk
Thallium (mg/L)	GWC-21	n/a	n/a	NP	NaN	34	0.0009447	0.0001834	unknown	ShapiroWilk
Thallium (mg/L)	GWC-22	n/a	n/a	NP	NaN	34	0.0009538	0.0001592	unknown	ShapiroWilk

Outlier Analysis - All Results

Plant Wansley Data: Wansley Landfill Printed 3/26/2024, 12:41 PM

Constituent	Well	Outlier	Value(s)	Method	Alpha	N	Mean	Std. Dev.	Distr...	Normality Test
Thallium (mg/L)	GWC-23	n/a	n/a	NP	NaN	32	0.0009609	0.0001575	unknown	ShapiroWilk
Thallium (mg/L)	GWC-24	n/a	n/a	NP	NaN	24	0.0009367	0.0002146	unknown	ShapiroWilk
Thallium (mg/L)	GWC-25	n/a	n/a	NP	NaN	31	0.0009494	0.0001968	unknown	ShapiroWilk
Thallium (mg/L)	GWC-26	n/a	n/a	NP	NaN	32	0.001	0	unknown	ShapiroWilk
Thallium (mg/L)	GWC-27	No	n/a	NP	NaN	32	0.0005332	0.0004189	ln(x)	ShapiroWilk
Thallium (mg/L)	GWC-30	n/a	n/a	NP	NaN	32	0.0009753	0.0001397	unknown	ShapiroWilk
Thallium (mg/L)	GWC-31	n/a	n/a	NP	NaN	28	0.0009704	0.0001569	unknown	ShapiroWilk
Thallium (mg/L)	GWC-32	n/a	n/a	NP	NaN	32	0.001	0	unknown	ShapiroWilk
Thallium (mg/L)	GWC-33	No	n/a	NP	NaN	31	0.0006419	0.0004034	ln(x)	ShapiroWilk
Thallium (mg/L)	GWC-34	n/a	n/a	NP	NaN	33	0.0009739	0.0001497	unknown	ShapiroWilk
Thallium (mg/L)	GWC-35	n/a	n/a	NP	NaN	33	0.00093	0.0002281	unknown	ShapiroWilk
Thallium (mg/L)	GWC-5	n/a	n/a	NP	NaN	34	0.001	0	unknown	ShapiroWilk
Thallium (mg/L)	GWC-6	n/a	n/a	NP	NaN	34	0.0008217	0.0003565	unknown	ShapiroWilk
Thallium (mg/L)	GWC-7	n/a	n/a	NP	NaN	32	0.0009714	0.0001618	unknown	ShapiroWilk
Thallium (mg/L)	GWC-8	n/a	n/a	NP	NaN	32	0.0008559	0.0003163	unknown	ShapiroWilk
Thallium (mg/L)	GWC-9	n/a	n/a	NP	NaN	32	0.0008288	0.0003327	unknown	ShapiroWilk
Total Dissolved Solids [TDS] (mg/L)	GWA-1 (bg)	No	n/a	NP	NaN	23	15.09	6.64	x^(1/3)	ShapiroWilk
Total Dissolved Solids [TDS] (mg/L)	GWA-2 (bg)	No	n/a	NP	NaN	23	35.72	19.19	x^2	ShapiroWilk
Total Dissolved Solids [TDS] (mg/L)	GWA-28 (bg)	No	n/a	NP	NaN	23	64.13	19.3	normal	ShapiroWilk
Total Dissolved Solids [TDS] (mg/L)	GWA-29 (bg)	No	n/a	NP	NaN	22	77.77	24.42	x^2	ShapiroWilk
Total Dissolved Solids [TDS] (mg/L)	GWA-3 (bg)	No	n/a	NP	NaN	16	202.6	86.29	ln(x)	ShapiroWilk
Total Dissolved Solids [TDS] (mg/L)	GWA-4 (bg)	No	n/a	NP	NaN	23	158.4	20.57	sqrt(x)	ShapiroWilk
Total Dissolved Solids [TDS] (mg/L)	GWC-10	No	n/a	NP	NaN	23	154.2	50.29	x^2	ShapiroWilk
Total Dissolved Solids [TDS] (mg/L)	GWC-11	No	n/a	NP	NaN	23	146.9	59.38	x^2	ShapiroWilk
Total Dissolved Solids [TDS] (mg/L)	GWC-12	No	n/a	NP	NaN	23	197.7	36.87	normal	ShapiroWilk
Total Dissolved Solids [TDS] (mg/L)	GWC-13	No	n/a	NP	NaN	23	50.91	14.87	normal	ShapiroWilk
Total Dissolved Solids [TDS] (mg/L)	GWC-14	No	n/a	NP	NaN	23	305.1	102.4	sqrt(x)	ShapiroWilk
Total Dissolved Solids [TDS] (mg/L)	GWC-15	No	n/a	NP	NaN	23	80.39	13.53	x^2	ShapiroWilk
Total Dissolved Solids [TDS] (mg/L)	GWC-16	No	n/a	NP	NaN	23	77.57	24.16	x^3	ShapiroWilk
Total Dissolved Solids [TDS] (mg/L)	GWC-17	No	n/a	NP	NaN	23	92.04	19	x^3	ShapiroWilk
Total Dissolved Solids [TDS] (mg/L)	GWC-18	No	n/a	NP	NaN	23	77.87	15.68	x^3	ShapiroWilk
Total Dissolved Solids [TDS] (mg/L)	GWC-19	No	n/a	NP	NaN	23	64.22	19.97	x^2	ShapiroWilk
Total Dissolved Solids [TDS] (mg/L)	GWC-20	No	n/a	NP	NaN	23	89.74	12.93	x^(1/3)	ShapiroWilk
Total Dissolved Solids [TDS] (mg/L)	GWC-21	No	n/a	NP	NaN	23	50.26	16.65	normal	ShapiroWilk
Total Dissolved Solids [TDS] (mg/L)	GWC-22	No	n/a	NP	NaN	23	97.98	22.91	x^4	ShapiroWilk
Total Dissolved Solids [TDS] (mg/L)	**GWC-23**	**Yes**	**140**	**NP**	**NaN**	**23**	**41.26**	**25.71**	**sqrt(x)**	**ShapiroWilk**
Total Dissolved Solids [TDS] (mg/L)	GWC-24	No	n/a	NP	NaN	23	22.78	8.218	x^2	ShapiroWilk
Total Dissolved Solids [TDS] (mg/L)	GWC-25	No	n/a	NP	NaN	23	76.87	18.64	normal	ShapiroWilk
Total Dissolved Solids [TDS] (mg/L)	GWC-26	No	n/a	NP	NaN	23	37.98	19.22	normal	ShapiroWilk
Total Dissolved Solids [TDS] (mg/L)	GWC-27	No	n/a	NP	NaN	23	35.09	17.28	x^2	ShapiroWilk
Total Dissolved Solids [TDS] (mg/L)	GWC-30	No	n/a	NP	NaN	23	43.83	14.51	x^2	ShapiroWilk
Total Dissolved Solids [TDS] (mg/L)	GWC-31	No	n/a	NP	NaN	18	103.2	21.62	ln(x)	ShapiroWilk
Total Dissolved Solids [TDS] (mg/L)	GWC-32	No	n/a	NP	NaN	23	87.91	18.56	sqrt(x)	ShapiroWilk
Total Dissolved Solids [TDS] (mg/L)	GWC-33	No	n/a	NP	NaN	23	102.2	20.67	ln(x)	ShapiroWilk
Total Dissolved Solids [TDS] (mg/L)	GWC-34	No	n/a	NP	NaN	23	43.48	21.87	normal	ShapiroWilk
Total Dissolved Solids [TDS] (mg/L)	GWC-35	No	n/a	NP	NaN	23	37.67	15.45	x^2	ShapiroWilk
Total Dissolved Solids [TDS] (mg/L)	GWC-5	No	n/a	NP	NaN	23	184.4	34.58	x^3	ShapiroWilk
Total Dissolved Solids [TDS] (mg/L)	GWC-6	No	n/a	NP	NaN	23	117.1	27.73	x^2	ShapiroWilk
Total Dissolved Solids [TDS] (mg/L)	GWC-7	No	n/a	NP	NaN	23	410.9	50.54	ln(x)	ShapiroWilk
Total Dissolved Solids [TDS] (mg/L)	GWC-8	No	n/a	NP	NaN	23	173	38.56	x^2	ShapiroWilk
Total Dissolved Solids [TDS] (mg/L)	GWC-9	No	n/a	NP	NaN	23	154.7	65.34	ln(x)	ShapiroWilk
Vanadium (mg/L)	GWA-1 (bg)	n/a	n/a	NP	NaN	27	0.001953	0.0003287	unknown	ShapiroWilk
Vanadium (mg/L)	GWA-2 (bg)	n/a	n/a	NP	NaN	27	0.00187	0.0003196	unknown	ShapiroWilk
Vanadium (mg/L)	GWA-28 (bg)	n/a	n/a	NP	NaN	27	0.001836	0.0004203	unknown	ShapiroWilk
Vanadium (mg/L)	GWA-29 (bg)	n/a	n/a	NP	NaN	27	0.00193	0.0002233	unknown	ShapiroWilk
Vanadium (mg/L)	**GWA-3 (bg)**	**Yes**	**0.0028,0.0014,0.0012**	**NP**	**NaN**	**16**	**0.001913**	**0.0003481**	**sqrt(x)**	**ShapiroWilk**
Vanadium (mg/L)	**GWA-4 (bg)**	**Yes**	**0.00084,0.0014,0.0011,0.00074**	**NP**	**NaN**	**27**	**0.001821**	**0.0003707**	**x^4**	**ShapiroWilk**
Vanadium (mg/L)	**GWC-10**	**Yes**	**0.0032,0.003,0.0015,0.0014,0.0012**	**NP**	**NaN**	**16**	**0.002006**	**0.0004986**	**ln(x)**	**ShapiroWilk**
Vanadium (mg/L)	GWC-11	No	n/a	NP	NaN	27	0.003511	0.001563	ln(x)	ShapiroWilk
Vanadium (mg/L)	GWC-12	n/a	n/a	NP	NaN	27	0.001941	0.0002153	unknown	ShapiroWilk
Vanadium (mg/L)	GWC-13	n/a	n/a	NP	NaN	27	0.001948	0.0001626	unknown	ShapiroWilk
Vanadium (mg/L)	GWC-14	n/a	n/a	NP	NaN	27	0.001933	0.0002	unknown	ShapiroWilk
Vanadium (mg/L)	GWC-15	n/a	n/a	NP	NaN	27	0.001933	0.0003293	unknown	ShapiroWilk
Vanadium (mg/L)	GWC-16	No	n/a	NP	NaN	27	0.004467	0.0008871	x^(1/3)	ShapiroWilk
Vanadium (mg/L)	**GWC-17**	**Yes**	**0.001,0.005**	**NP**	**NaN**	**27**	**0.002507**	**0.0008589**	**ln(x)**	**ShapiroWilk**
Vanadium (mg/L)	GWC-18	No	n/a	NP	NaN	27	0.00207	0.0006812	normal	ShapiroWilk
Vanadium (mg/L)	GWC-19	No	n/a	NP	NaN	27	0.0018	0.0003541	x^4	ShapiroWilk
Vanadium (mg/L)	GWC-20	No	n/a	NP	NaN	27	0.002996	0.001491	ln(x)	ShapiroWilk

Outlier Analysis - All Results

Plant Wansley Data: Wansley Landfill Printed 3/26/2024, 12:41 PM

Constituent	Well	Outlier	Value(s)	Method	Alpha	N	Mean	Std. Dev.	Distr...	Normality Test
Vanadium (mg/L)	GWC-21	n/a	n/a	NP	NaN	27	0.002011	0.0001968	unknown	ShapiroWilk
Vanadium (mg/L)	GWC-22	No	n/a	NP	NaN	27	0.006552	0.001161	ln(x)	ShapiroWilk
Vanadium (mg/L)	GWC-23	No	n/a	NP	NaN	27	0.001783	0.0003847	x^2	ShapiroWilk
Vanadium (mg/L)	GWC-24	No	n/a	NP	NaN	18	0.001852	0.0003059	x^2	ShapiroWilk
Vanadium (mg/L)	**GWC-25**	**Yes**	**0.0074,0.00082,0.0013,0.0013,0.00...**	**NP**	**NaN**	**26**	**0.002262**	**0.00159**	**ln(x)**	**ShapiroWilk**
Vanadium (mg/L)	GWC-26	n/a	n/a	NP	NaN	27	0.001967	0.0001941	unknown	ShapiroWilk
Vanadium (mg/L)	GWC-27	n/a	n/a	NP	NaN	27	0.001924	0.0002757	unknown	ShapiroWilk
Vanadium (mg/L)	**GWC-30**	**Yes**	**0.0059**	**NP**	**NaN**	**27**	**0.001466**	**0.001061**	**ln(x)**	**ShapiroWilk**
Vanadium (mg/L)	**GWC-31**	**Yes**	**0.0043**	**NP**	**NaN**	**23**	**0.001903**	**0.0006748**	**x^(1/3)**	**ShapiroWilk**
Vanadium (mg/L)	GWC-32	n/a	n/a	NP	NaN	27	0.0019	0.0003823	unknown	ShapiroWilk
Vanadium (mg/L)	GWC-33	n/a	n/a	NP	NaN	26	0.002104	0.0006861	unknown	ShapiroWilk
Vanadium (mg/L)	GWC-34	n/a	n/a	NP	NaN	27	0.00213	0.0006736	unknown	ShapiroWilk
Vanadium (mg/L)	GWC-35	n/a	n/a	NP	NaN	27	0.001974	0.0002363	unknown	ShapiroWilk
Vanadium (mg/L)	GWC-5	No	n/a	NP	NaN	27	0.00367	0.001313	ln(x)	ShapiroWilk
Vanadium (mg/L)	GWC-6	n/a	n/a	NP	NaN	27	0.002196	0.0009192	unknown	ShapiroWilk
Vanadium (mg/L)	**GWC-7**	**Yes**	**0.0057**	**NP**	**NaN**	**27**	**0.002589**	**0.0009742**	**sqrt(x)**	**ShapiroWilk**
Vanadium (mg/L)	GWC-8	No	n/a	NP	NaN	27	0.001259	0.000618	ln(x)	ShapiroWilk
Vanadium (mg/L)	GWC-9	No	n/a	NP	NaN	27	0.001268	0.000514	ln(x)	ShapiroWilk
Zinc (mg/L)	**GWA-1 (bg)**	**Yes**	**0.078**	**NP**	**NaN**	**27**	**0.007593**	**0.01414**	**ln(x)**	**ShapiroWilk**
Zinc (mg/L)	GWA-2 (bg)	No	n/a	NP	NaN	27	0.004981	0.001116	normal	ShapiroWilk
Zinc (mg/L)	GWA-28 (bg)	No	n/a	NP	NaN	27	0.009315	0.01131	ln(x)	ShapiroWilk
Zinc (mg/L)	GWA-29 (bg)	No	n/a	NP	NaN	27	0.02993	0.008792	ln(x)	ShapiroWilk
Zinc (mg/L)	GWA-3 (bg)	No	n/a	NP	NaN	16	0.01716	0.01021	ln(x)	ShapiroWilk
Zinc (mg/L)	**GWA-4 (bg)**	**Yes**	**0.00085,0.0014,0.014,0.052,0.044**	**NP**	**NaN**	**27**	**0.00818**	**0.0118**	**ln(x)**	**ShapiroWilk**
Zinc (mg/L)	**GWC-10**	**Yes**	**0.013,0.13,0.011**	**NP**	**NaN**	**17**	**0.01288**	**0.03029**	**ln(x)**	**ShapiroWilk**
Zinc (mg/L)	GWC-11	n/a	n/a	NP	NaN	27	0.005037	0.002805	unknown	ShapiroWilk
Zinc (mg/L)	GWC-12	n/a	n/a	NP	NaN	27	0.004959	0.001054	unknown	ShapiroWilk
Zinc (mg/L)	**GWC-13**	**Yes**	**0.0085**	**NP**	**NaN**	**27**	**0.004552**	**0.00134**	**normal**	**ShapiroWilk**
Zinc (mg/L)	GWC-14	No	n/a	NP	NaN	27	0.009072	0.00574	normal	ShapiroWilk
Zinc (mg/L)	GWC-15	n/a	n/a	NP	NaN	27	0.004707	0.0009421	unknown	ShapiroWilk
Zinc (mg/L)	GWC-16	n/a	n/a	NP	NaN	27	0.004531	0.001544	unknown	ShapiroWilk
Zinc (mg/L)	**GWC-17**	**Yes**	**0.012**	**NP**	**NaN**	**27**	**0.004593**	**0.001906**	**x^(1/3)**	**ShapiroWilk**
Zinc (mg/L)	GWC-18	n/a	n/a	NP	NaN	27	0.004186	0.001473	unknown	ShapiroWilk
Zinc (mg/L)	GWC-19	No	n/a	NP	NaN	27	0.004652	0.001637	sqrt(x)	ShapiroWilk
Zinc (mg/L)	**GWC-20**	**Yes**	**0.0018,0.0006,0.00086,0.013,0.014**	**NP**	**NaN**	**27**	**0.005017**	**0.002791**	**x^(1/3)**	**ShapiroWilk**
Zinc (mg/L)	GWC-21	No	n/a	NP	NaN	27	0.0058	0.002045	ln(x)	ShapiroWilk
Zinc (mg/L)	GWC-22	n/a	n/a	NP	NaN	27	0.00504	0.001889	unknown	ShapiroWilk
Zinc (mg/L)	**GWC-23**	**Yes**	**0.032,0.016**	**NP**	**NaN**	**27**	**0.006107**	**0.005708**	**ln(x)**	**ShapiroWilk**
Zinc (mg/L)	GWC-24	No	n/a	NP	NaN	18	0.00735	0.002677	x^(1/3)	ShapiroWilk
Zinc (mg/L)	GWC-25	No	n/a	NP	NaN	26	0.0113	0.008736	ln(x)	ShapiroWilk
Zinc (mg/L)	**GWC-26**	**Yes**	**0.019,0.0022,0.015,0.0087**	**NP**	**NaN**	**27**	**0.005652**	**0.003522**	**ln(x)**	**ShapiroWilk**
Zinc (mg/L)	**GWC-27**	**Yes**	**0.015,0.02**	**NP**	**NaN**	**27**	**0.006196**	**0.003764**	**ln(x)**	**ShapiroWilk**
Zinc (mg/L)	GWC-30	n/a	n/a	NP	NaN	27	0.008815	0.0145	unknown	ShapiroWilk
Zinc (mg/L)	GWC-31	No	n/a	NP	NaN	23	0.01845	0.01658	ln(x)	ShapiroWilk
Zinc (mg/L)	GWC-32	No	n/a	NP	NaN	27	0.06252	0.03205	sqrt(x)	ShapiroWilk
Zinc (mg/L)	**GWC-33**	**Yes**	**0.12**	**NP**	**NaN**	**27**	**0.01123**	**0.02216**	**ln(x)**	**ShapiroWilk**
Zinc (mg/L)	GWC-34	No	n/a	NP	NaN	27	0.004416	0.001293	x^2	ShapiroWilk
Zinc (mg/L)	GWC-35	No	n/a	NP	NaN	27	0.0046	0.002285	ln(x)	ShapiroWilk
Zinc (mg/L)	GWC-5	No	n/a	NP	NaN	27	0.004326	0.001248	x^2	ShapiroWilk
Zinc (mg/L)	**GWC-6**	**Yes**	**0.049**	**NP**	**NaN**	**27**	**0.006026**	**0.008673**	**ln(x)**	**ShapiroWilk**
Zinc (mg/L)	**GWC-7**	**Yes**	**0.0016,0.038**	**NP**	**NaN**	**27**	**0.005856**	**0.006608**	**ln(x)**	**ShapiroWilk**
Zinc (mg/L)	**GWC-8**	**Yes**	**0.044**	**NP**	**NaN**	**27**	**0.006104**	**0.007901**	**ln(x)**	**ShapiroWilk**
Zinc (mg/L)	**GWC-9**	**Yes**	**0.096,0.043**	**NP**	**NaN**	**28**	**0.01069**	**0.01847**	**ln(x)**	**ShapiroWilk**

Sanitas™ v.10.0.16 . UG

Tukey's Outlier Screening

GWA-1 (bg)

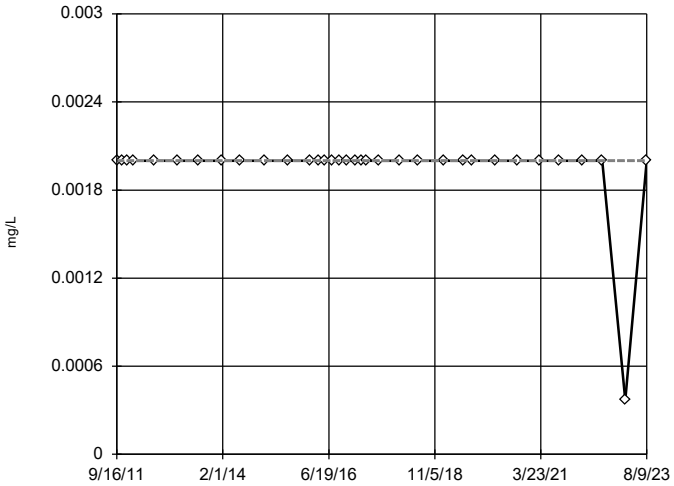

n = 34

No outliers found. Tukey's method selected by user.

Data were x^4 transformed to achieve best W statistic (graph shown in original units).

The results were invalidated, because the lower and upper quartiles are equal.

Constituent: Antimony Analysis Run 3/26/2024 11:28 AM View: Appendix I & III - Intrawell
Plant Wansley Data: Wansley Landfill

Sanitas™ v.10.0.16 . UG

Tukey's Outlier Screening

GWA-2 (bg)

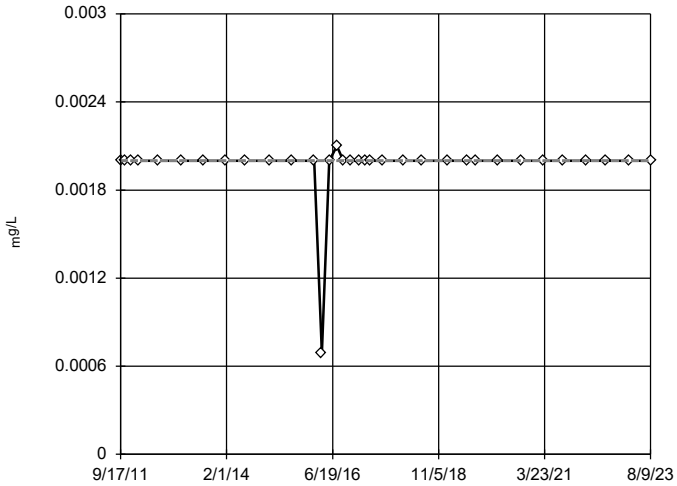

n = 34

No outliers found. Tukey's method selected by user.

Data were x^6 transformed to achieve best W statistic (graph shown in original units).

The results were invalidated, because the lower and upper quartiles are equal.

Constituent: Antimony Analysis Run 3/26/2024 11:28 AM View: Appendix I & III - Intrawell
Plant Wansley Data: Wansley Landfill

Sanitas™ v.10.0.16 . UG

Tukey's Outlier Screening

GWA-28 (bg)

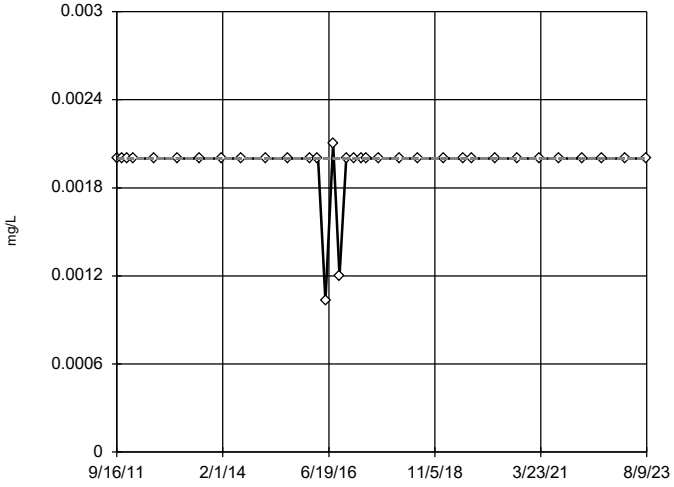

n = 34

No outliers found. Tukey's method selected by user.

Data were x^6 transformed to achieve best W statistic (graph shown in original units).

The results were invalidated, because the lower and upper quartiles are equal.

Constituent: Antimony Analysis Run 3/26/2024 11:28 AM View: Appendix I & III - Intrawell
Plant Wansley Data: Wansley Landfill

Sanitas™ v.10.0.16 . UG

Tukey's Outlier Screening

GWA-29 (bg)

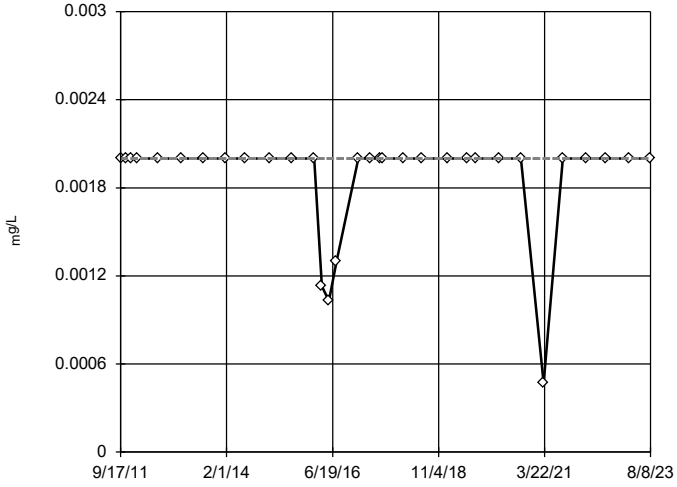

n = 32

No outliers found. Tukey's method selected by user.

Data were square transformed to achieve best W statistic (graph shown in original units).

The results were invalidated, because the lower and upper quartiles are equal.

Constituent: Antimony Analysis Run 3/26/2024 11:28 AM View: Appendix I & III - Intrawell
Plant Wansley Data: Wansley Landfill

Sanitas™ v.10.0.16 . UG

Tukey's Outlier Screening

GWA-3 (bg)

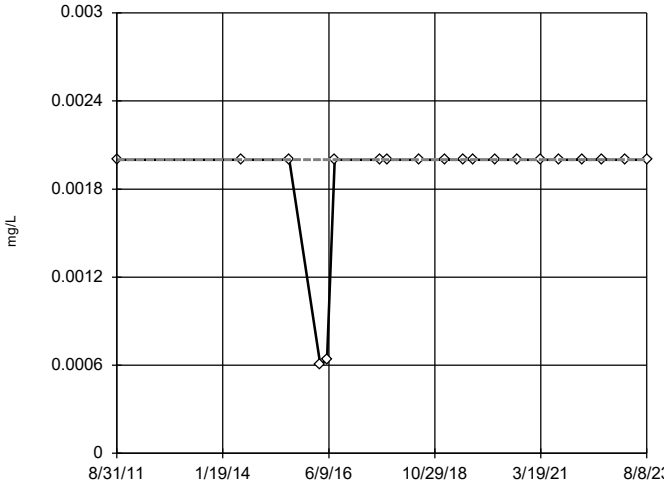

n = 20

No outliers found. Tukey's method selected by user.

Data were natural log transformed to achieve best W statistic (graph shown in original units).

The results were invalidated, because the lower and upper quartiles are equal.

Constituent: Antimony Analysis Run 3/26/2024 11:28 AM View: Appendix I & III - Intrawell
Plant Wansley Data: Wansley Landfill

Sanitas™ v.10.0.16 . UG

Tukey's Outlier Screening

GWA-4 (bg)

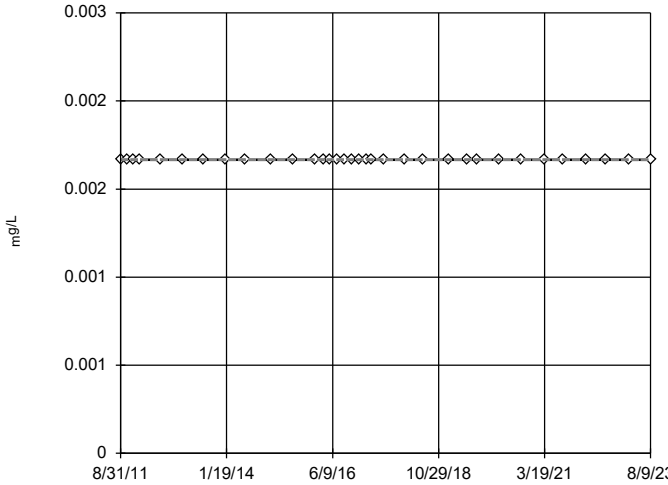

n = 34

No outliers found. Tukey's method selected by user.

Data were square root transformed to achieve best W statistic (graph shown in original units).

The results were invalidated, because the lower and upper quartiles are equal.

Constituent: Antimony Analysis Run 3/26/2024 11:28 AM View: Appendix I & III - Intrawell
Plant Wansley Data: Wansley Landfill

Sanitas™ v.10.0.16 . UG

Tukey's Outlier Screening

GWC-10

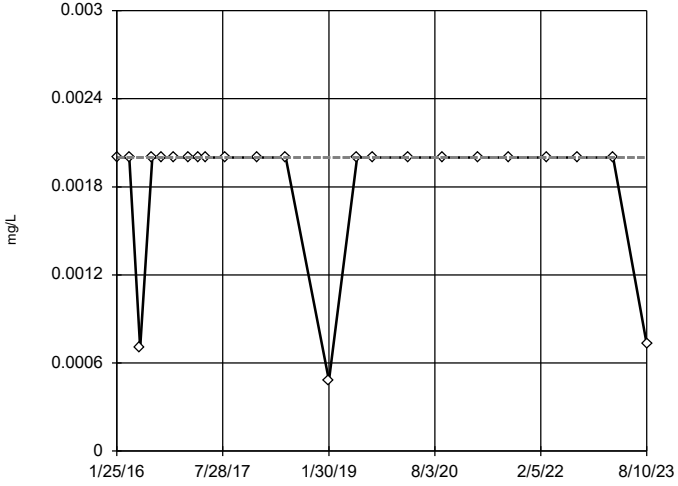

n = 23

No outliers found. Tukey's method selected by user.

Data were natural log transformed to achieve best W statistic (graph shown in original units).

The results were invalidated, because the lower and upper quartiles are equal.

Constituent: Antimony Analysis Run 3/26/2024 11:28 AM View: Appendix I & III - Intrawell
Plant Wansley Data: Wansley Landfill

Sanitas™ v.10.0.16 . UG

Tukey's Outlier Screening

GWC-11

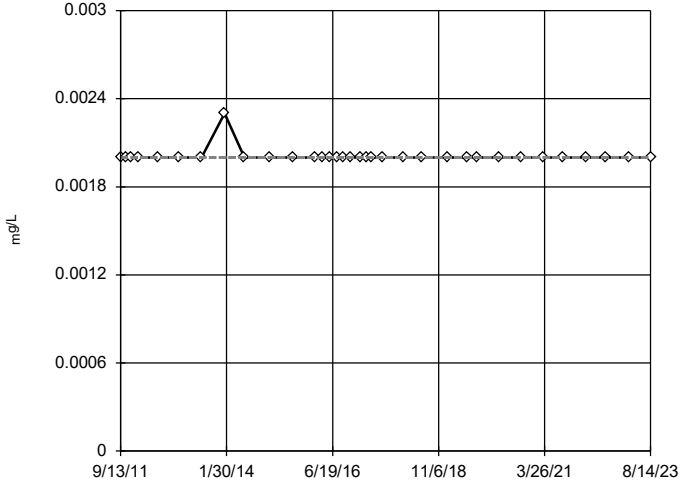

n = 34

No outliers found. Tukey's method selected by user.

Data were square transformed to achieve best W statistic (graph shown in original units).

The results were invalidated, because the lower and upper quartiles are equal.

Constituent: Antimony Analysis Run 3/26/2024 11:28 AM View: Appendix I & III - Intrawell
Plant Wansley Data: Wansley Landfill

Sanitas™ v.10.0.16 . UG

Tukey's Outlier Screening

GWC-12

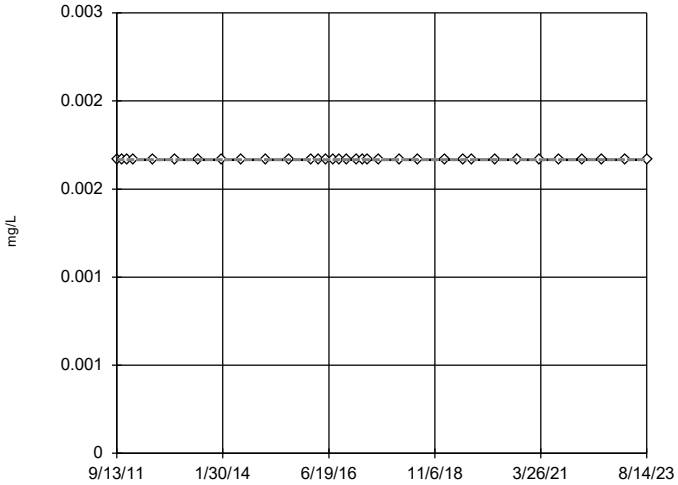

n = 34

No outliers found. Tukey's method selected by user.

Data were square root transformed to achieve best W statistic (graph shown in original units).

The results were invalidated, because the lower and upper quartiles are equal.

Constituent: Antimony Analysis Run 3/26/2024 11:28 AM View: Appendix I & III - Intrawell

Plant Wansley Data: Wansley Landfill

Sanitas™ v.10.0.16 . UG

Tukey's Outlier Screening

GWC-13

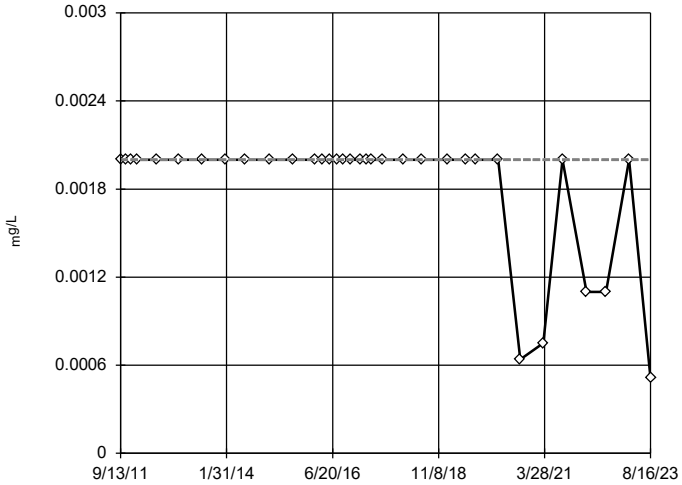

n = 34

No outliers found. Tukey's method selected by user.

Data were square root transformed to achieve best W statistic (graph shown in original units).

The results were invalidated, because the lower and upper quartiles are equal.

Constituent: Antimony Analysis Run 3/26/2024 11:28 AM View: Appendix I & III - Intrawell

Plant Wansley Data: Wansley Landfill

Sanitas™ v.10.0.16 . UG

Tukey's Outlier Screening

GWC-14

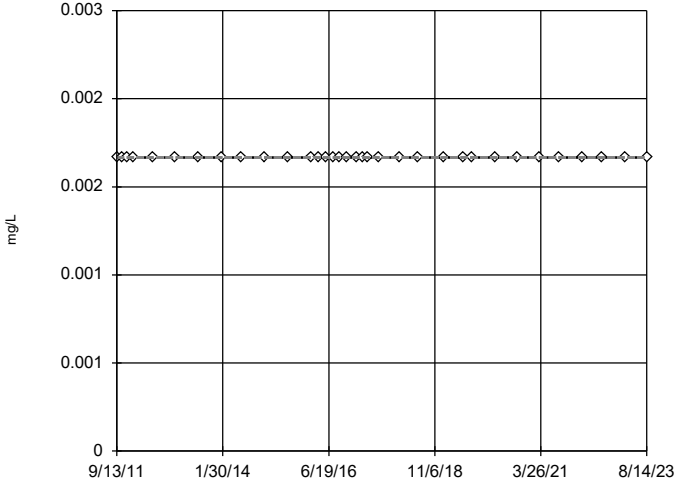

n = 34

No outliers found. Tukey's method selected by user.

Data were square root transformed to achieve best W statistic (graph shown in original units).

The results were invalidated, because the lower and upper quartiles are equal.

Constituent: Antimony Analysis Run 3/26/2024 11:28 AM View: Appendix I & III - Intrawell

Plant Wansley Data: Wansley Landfill

Sanitas™ v.10.0.16 . UG

Tukey's Outlier Screening

GWC-15

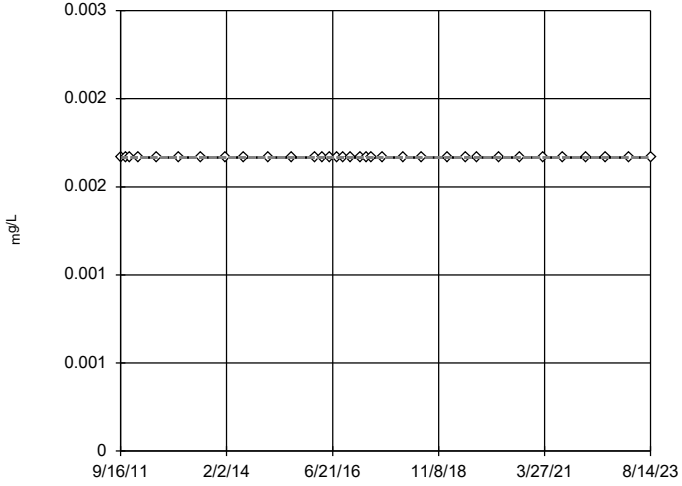

n = 34

No outliers found. Tukey's method selected by user.

Data were square root transformed to achieve best W statistic (graph shown in original units).

The results were invalidated, because the lower and upper quartiles are equal.

Constituent: Antimony Analysis Run 3/26/2024 11:28 AM View: Appendix I & III - Intrawell

Plant Wansley Data: Wansley Landfill

Sanitas™ v.10.0.16 . UG

Tukey's Outlier Screening

GWC-16

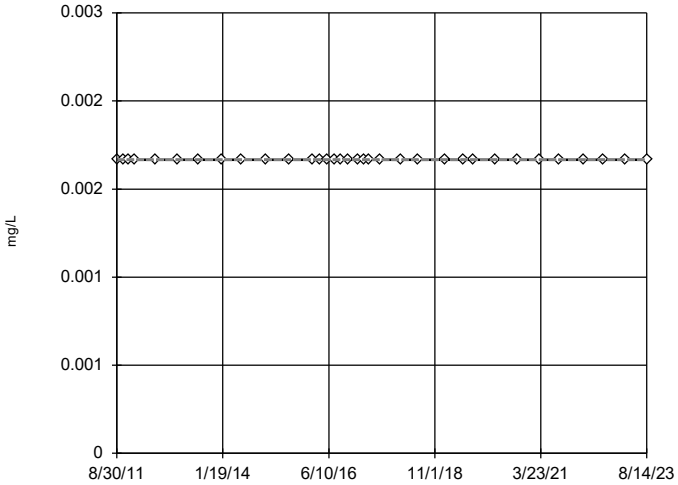

n = 34

No outliers found. Tukey's method selected by user.

Data were square root transformed to achieve best W statistic (graph shown in original units).

The results were invalidated, because the lower and upper quartiles are equal.

Constituent: Antimony Analysis Run 3/26/2024 11:28 AM View: Appendix I & III - Intrawell
Plant Wansley Data: Wansley Landfill

Sanitas™ v.10.0.16 . UG

Tukey's Outlier Screening

GWC-17

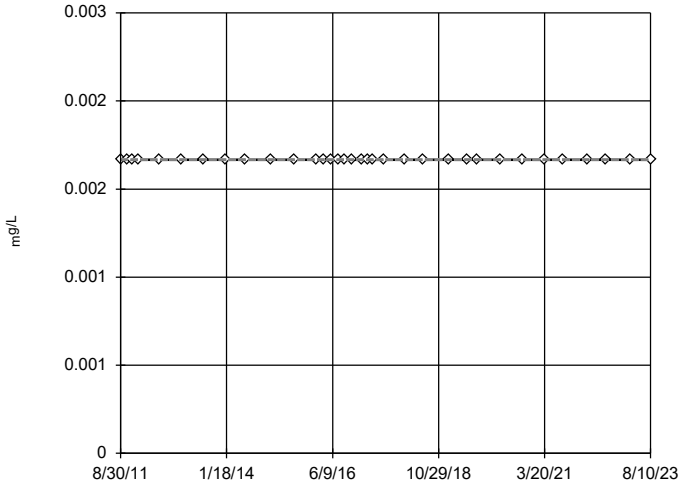

n = 34

No outliers found. Tukey's method selected by user.

Data were square root transformed to achieve best W statistic (graph shown in original units).

The results were invalidated, because the lower and upper quartiles are equal.

Constituent: Antimony Analysis Run 3/26/2024 11:28 AM View: Appendix I & III - Intrawell
Plant Wansley Data: Wansley Landfill

Sanitas™ v.10.0.16 . UG

Tukey's Outlier Screening

GWC-18

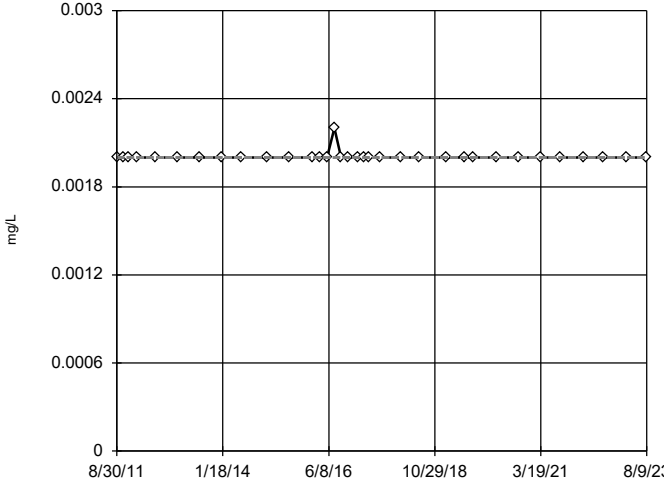

n = 34

No outliers found. Tukey's method selected by user.

Ladder of Powers transformations did not improve normality; analysis run on raw data.

The results were invalidated, because the lower and upper quartiles are equal.

Constituent: Antimony Analysis Run 3/26/2024 11:28 AM View: Appendix I & III - Intrawell
Plant Wansley Data: Wansley Landfill

Sanitas™ v.10.0.16 . UG

Tukey's Outlier Screening

GWC-19

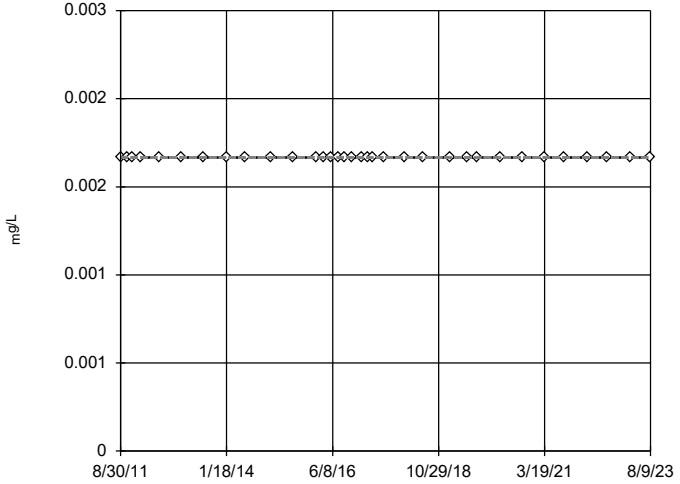

n = 34

No outliers found. Tukey's method selected by user.

Data were square root transformed to achieve best W statistic (graph shown in original units).

The results were invalidated, because the lower and upper quartiles are equal.

Constituent: Antimony Analysis Run 3/26/2024 11:28 AM View: Appendix I & III - Intrawell
Plant Wansley Data: Wansley Landfill

Sanitas™ v.10.0.16 . UG

Tukey's Outlier Screening

GWC-20

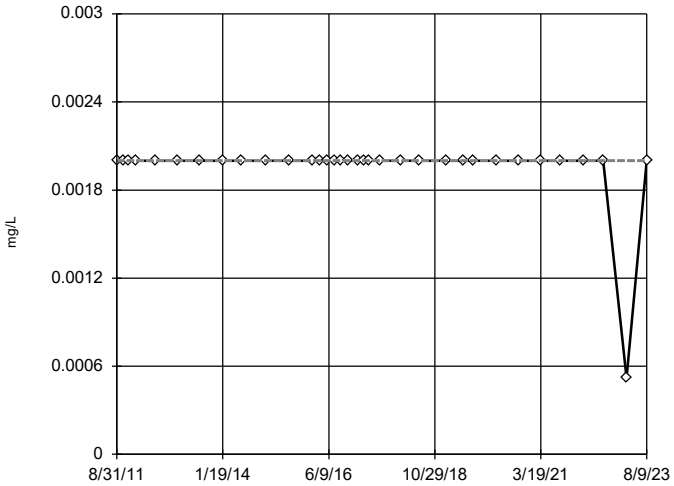

n = 34

No outliers found. Tukey's method selected by user.

Data were natural log transformed to achieve best W statistic (graph shown in original units).

The results were invalidated, because the lower and upper quartiles are equal.

Constituent: Antimony Analysis Run 3/26/2024 11:28 AM View: Appendix I & III - Intrawell
Plant Wansley Data: Wansley Landfill

Sanitas™ v.10.0.16 . UG

Tukey's Outlier Screening

GWC-21

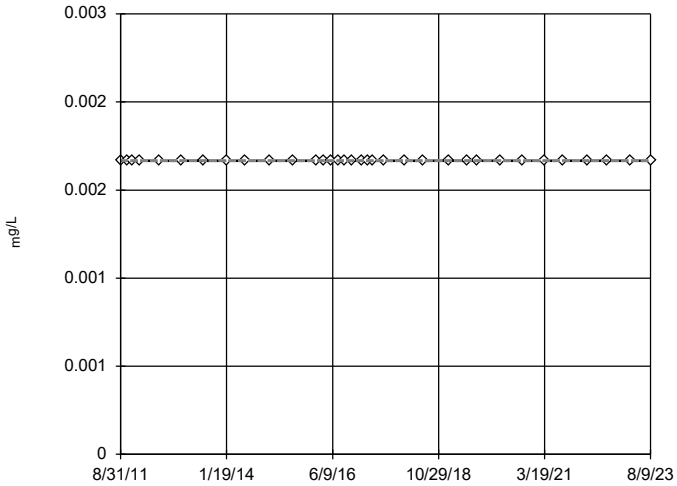

n = 34

No outliers found. Tukey's method selected by user.

Data were square root transformed to achieve best W statistic (graph shown in original units).

The results were invalidated, because the lower and upper quartiles are equal.

Constituent: Antimony Analysis Run 3/26/2024 11:28 AM View: Appendix I & III - Intrawell
Plant Wansley Data: Wansley Landfill

Sanitas™ v.10.0.16 . UG

Tukey's Outlier Screening

GWC-22

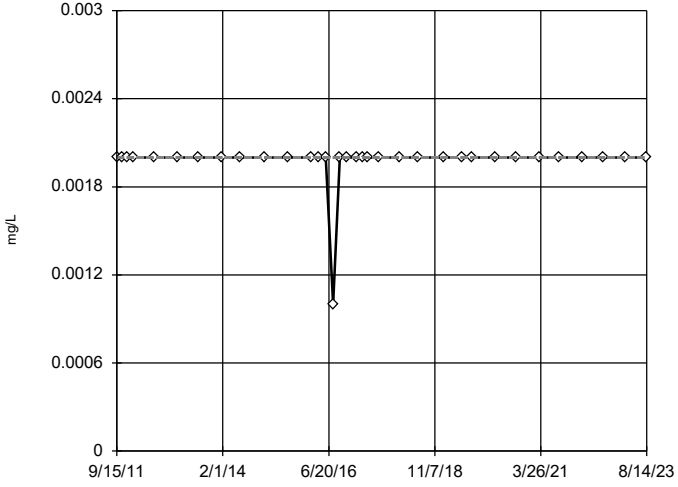

n = 34

No outliers found. Tukey's method selected by user.

Data were square transformed to achieve best W statistic (graph shown in original units).

The results were invalidated, because the lower and upper quartiles are equal.

Constituent: Antimony Analysis Run 3/26/2024 11:28 AM View: Appendix I & III - Intrawell
Plant Wansley Data: Wansley Landfill

Sanitas™ v.10.0.16 . UG

Tukey's Outlier Screening

GWC-23

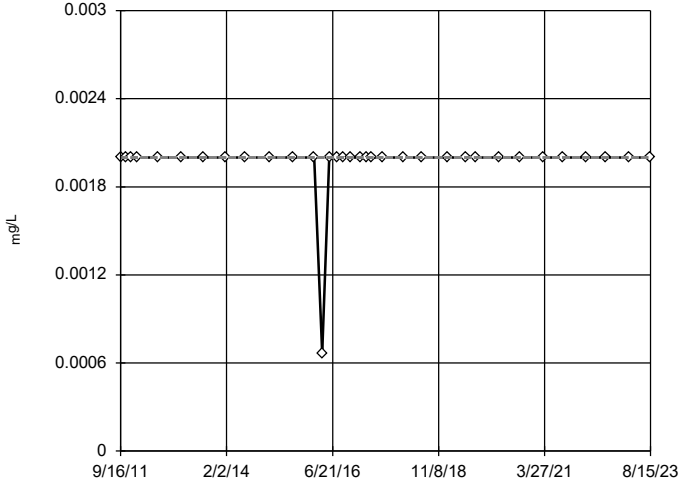

n = 34

No outliers found. Tukey's method selected by user.

Data were x^4 transformed to achieve best W statistic (graph shown in original units).

The results were invalidated, because the lower and upper quartiles are equal.

Constituent: Antimony Analysis Run 3/26/2024 11:28 AM View: Appendix I & III - Intrawell
Plant Wansley Data: Wansley Landfill

Sanitas™ v.10.0.16 . UG

Tukey's Outlier Screening

GWC-24

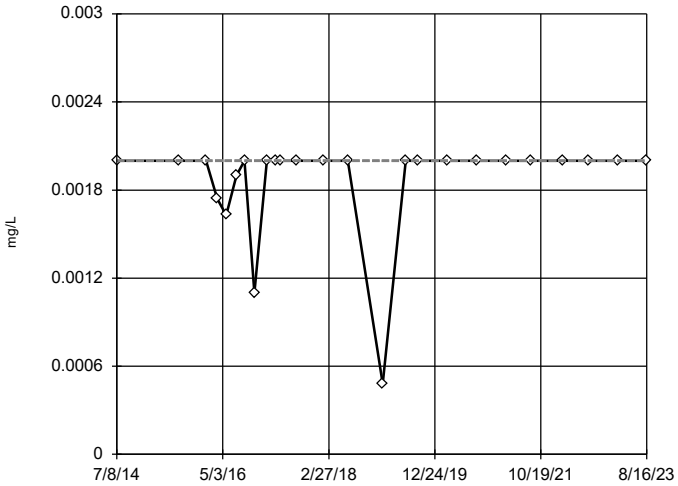

n = 25

No outliers found. Tukey's method selected by user.

Data were x^6 transformed to achieve best W statistic (graph shown in original units).

The results were invalidated, because both the lower and upper quartiles represent reporting limits.

Constituent: Antimony Analysis Run 3/26/2024 11:28 AM View: Appendix I & III - Intrawell
Plant Wansley Data: Wansley Landfill

Sanitas™ v.10.0.16 . UG

Tukey's Outlier Screening

GWC-25

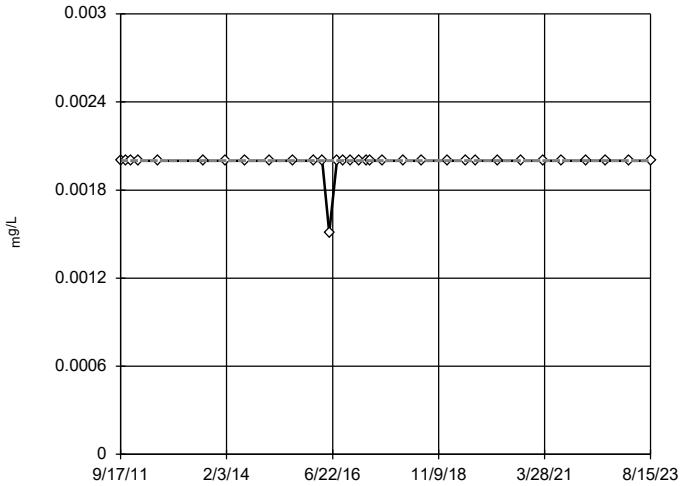

n = 33

No outliers found. Tukey's method selected by user.

Data were square root transformed to achieve best W statistic (graph shown in original units).

The results were invalidated, because the lower and upper quartiles are equal.

Constituent: Antimony Analysis Run 3/26/2024 11:28 AM View: Appendix I & III - Intrawell
Plant Wansley Data: Wansley Landfill

Sanitas™ v.10.0.16 . UG

Tukey's Outlier Screening

GWC-26

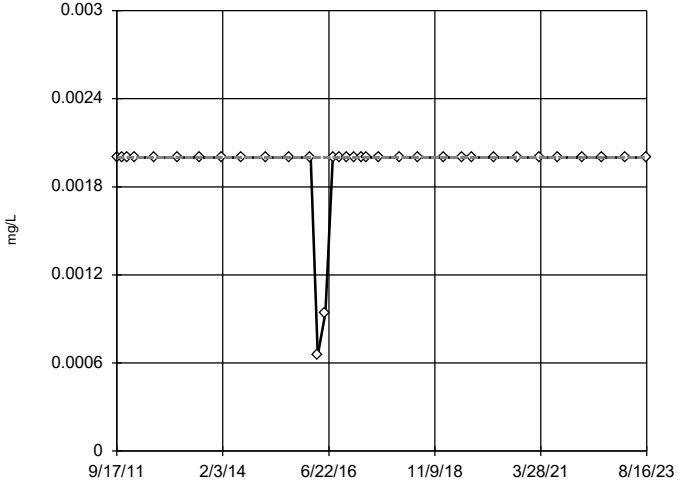

n = 34

No outliers found. Tukey's method selected by user.

Data were cube root transformed to achieve best W statistic (graph shown in original units).

The results were invalidated, because the lower and upper quartiles are equal.

Constituent: Antimony Analysis Run 3/26/2024 11:28 AM View: Appendix I & III - Intrawell
Plant Wansley Data: Wansley Landfill

Sanitas™ v.10.0.16 . UG

Tukey's Outlier Screening

GWC-27

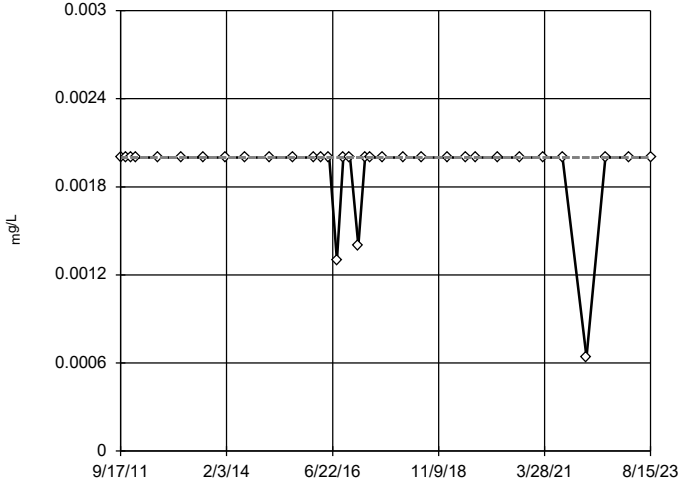

n = 34

No outliers found. Tukey's method selected by user.

Data were cube transformed to achieve best W statistic (graph shown in original units).

The results were invalidated, because the lower and upper quartiles are equal.

Constituent: Antimony Analysis Run 3/26/2024 11:28 AM View: Appendix I & III - Intrawell
Plant Wansley Data: Wansley Landfill

Sanitas™ v.10.0.16 . UG

Tukey's Outlier Screening

GWC-30

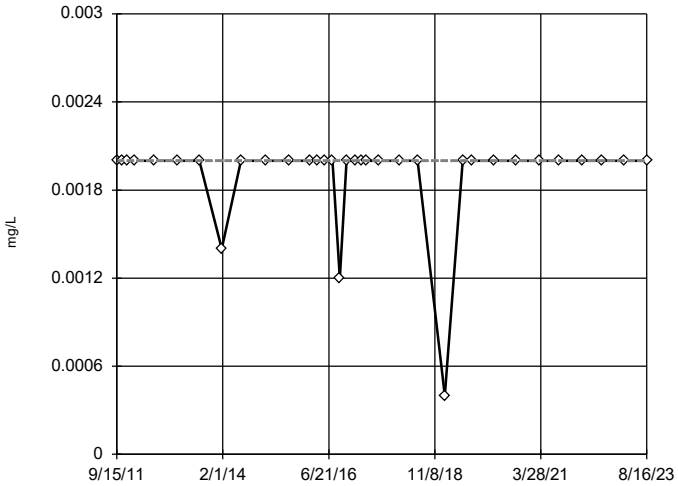

n = 34

No outliers found. Tukey's method selected by user.

Data were cube transformed to achieve best W statistic (graph shown in original units).

The results were invalidated, because the lower and upper quartiles are equal.

Constituent: Antimony Analysis Run 3/26/2024 11:28 AM View: Appendix I & III - Intrawell
Plant Wansley Data: Wansley Landfill

Sanitas™ v.10.0.16 . UG

Tukey's Outlier Screening

GWC-31

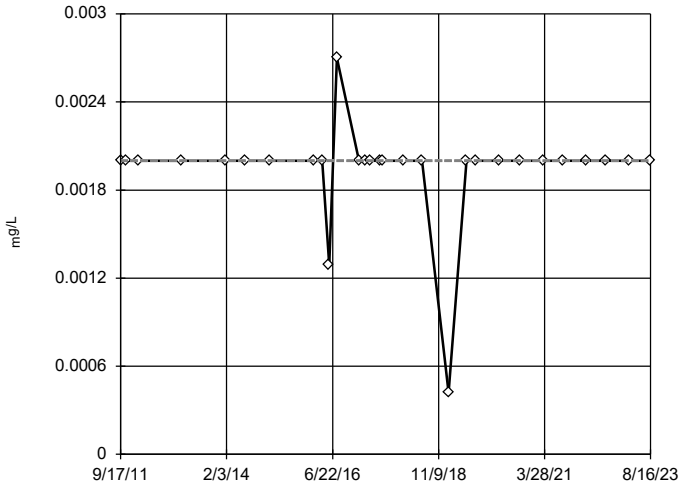

n = 29

No outliers found. Tukey's method selected by user.

Data were square transformed to achieve best W statistic (graph shown in original units).

The results were invalidated, because the lower and upper quartiles are equal.

Constituent: Antimony Analysis Run 3/26/2024 11:28 AM View: Appendix I & III - Intrawell
Plant Wansley Data: Wansley Landfill

Sanitas™ v.10.0.16 . UG

Tukey's Outlier Screening

GWC-32

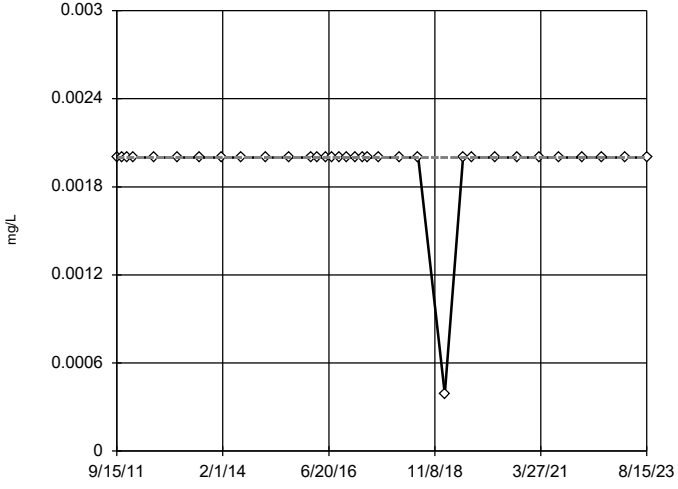

n = 34

No outliers found. Tukey's method selected by user.

Data were x^6 transformed to achieve best W statistic (graph shown in original units).

The results were invalidated, because the lower and upper quartiles are equal.

Constituent: Antimony Analysis Run 3/26/2024 11:28 AM View: Appendix I & III - Intrawell
Plant Wansley Data: Wansley Landfill

Sanitas™ v.10.0.16 . UG

Tukey's Outlier Screening

GWC-33

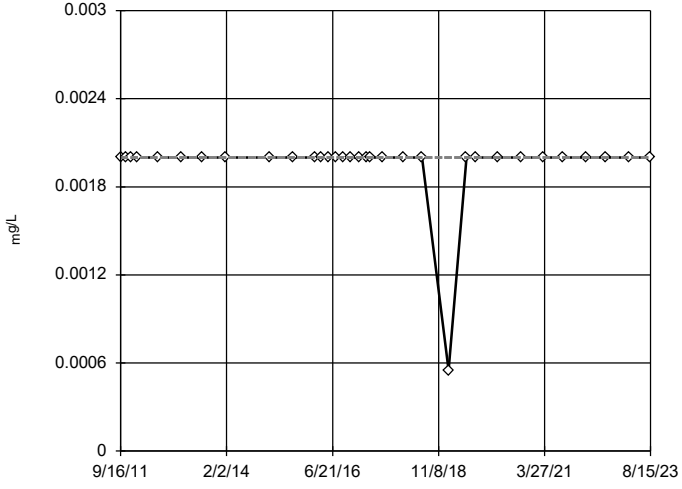

n = 33

No outliers found. Tukey's method selected by user.

Data were x^4 transformed to achieve best W statistic (graph shown in original units).

The results were invalidated, because the lower and upper quartiles are equal.

Constituent: Antimony Analysis Run 3/26/2024 11:28 AM View: Appendix I & III - Intrawell
Plant Wansley Data: Wansley Landfill

Sanitas™ v.10.0.16 . UG

Tukey's Outlier Screening

GWC-34

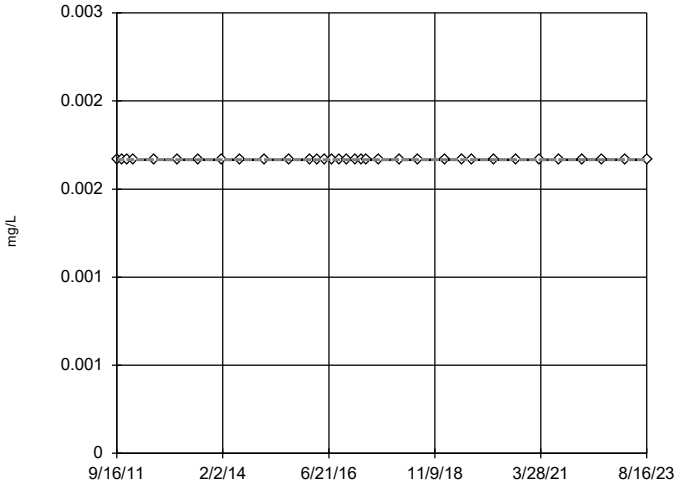

n = 34

No outliers found. Tukey's method selected by user.

Data were square root transformed to achieve best W statistic (graph shown in original units).

The results were invalidated, because the lower and upper quartiles are equal.

Constituent: Antimony Analysis Run 3/26/2024 11:28 AM View: Appendix I & III - Intrawell
Plant Wansley Data: Wansley Landfill

Sanitas™ v.10.0.16 . UG

Tukey's Outlier Screening

GWC-35

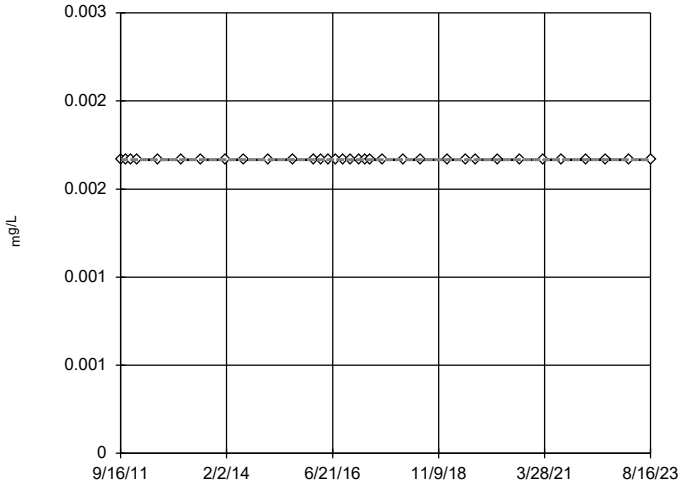

n = 34

No outliers found. Tukey's method selected by user.

Data were square root transformed to achieve best W statistic (graph shown in original units).

The results were invalidated, because the lower and upper quartiles are equal.

Constituent: Antimony Analysis Run 3/26/2024 11:28 AM View: Appendix I & III - Intrawell
Plant Wansley Data: Wansley Landfill

Sanitas™ v.10.0.16 . UG

Tukey's Outlier Screening

GWC-5

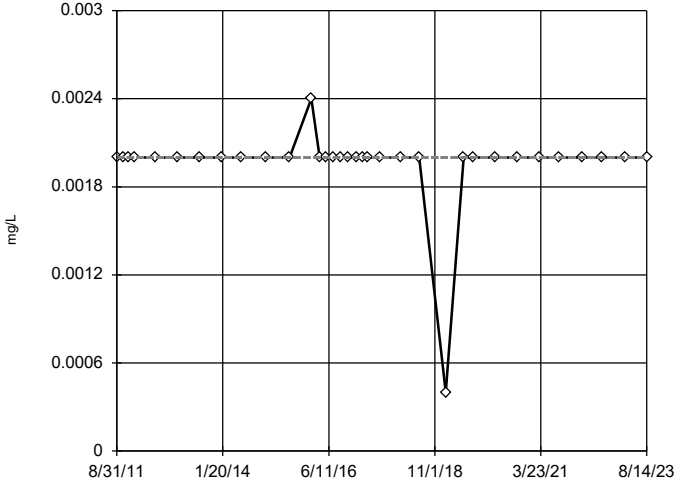

n = 34

No outliers found. Tukey's method selected by user.

Data were x^4 transformed to achieve best W statistic (graph shown in original units).

The results were invalidated, because the lower and upper quartiles are equal.

Constituent: Antimony Analysis Run 3/26/2024 11:28 AM View: Appendix I & III - Intrawell
Plant Wansley Data: Wansley Landfill

Sanitas™ v.10.0.16 . UG

Tukey's Outlier Screening

GWC-6

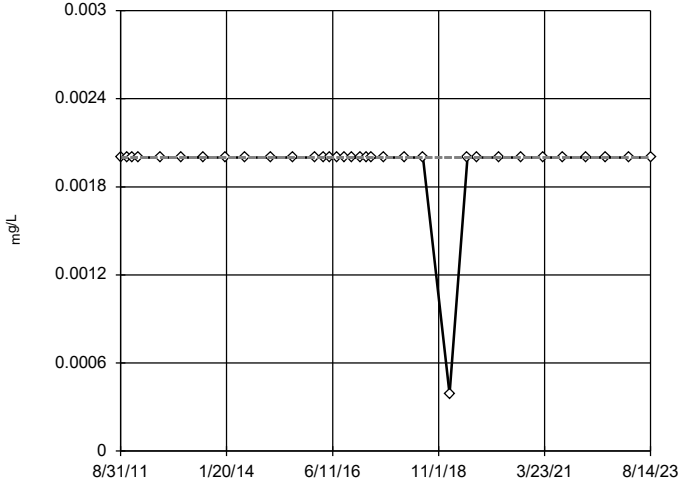

n = 34

No outliers found. Tukey's method selected by user.

Data were x^6 transformed to achieve best W statistic (graph shown in original units).

The results were invalidated, because the lower and upper quartiles are equal.

Constituent: Antimony Analysis Run 3/26/2024 11:28 AM View: Appendix I & III - Intrawell
Plant Wansley Data: Wansley Landfill

Sanitas™ v.10.0.16 . UG

Tukey's Outlier Screening

GWC-7

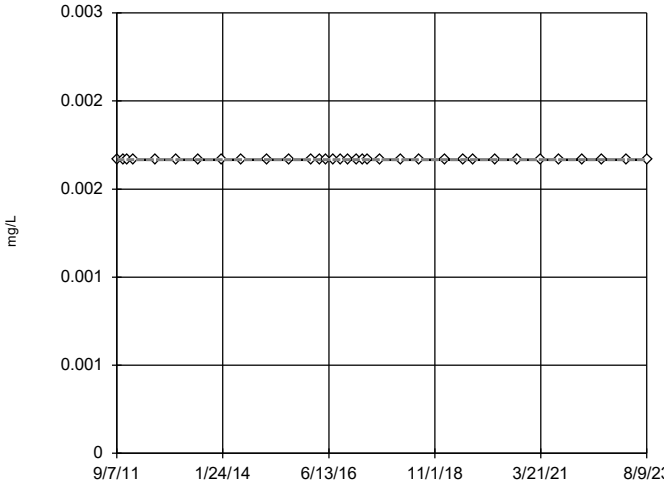

n = 34

No outliers found. Tukey's method selected by user.

Data were square root transformed to achieve best W statistic (graph shown in original units).

The results were invalidated, because the lower and upper quartiles are equal.

Constituent: Antimony Analysis Run 3/26/2024 11:28 AM View: Appendix I & III - Intrawell
Plant Wansley Data: Wansley Landfill

Sanitas™ v.10.0.16 . UG

Tukey's Outlier Screening

GWC-8

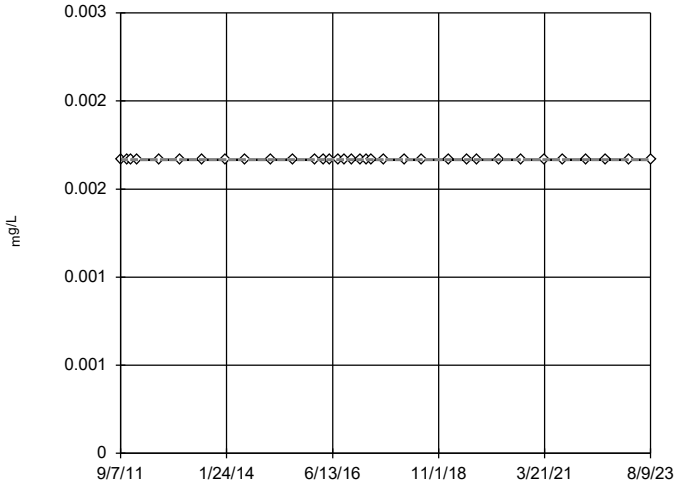

n = 34

No outliers found. Tukey's method selected by user.

Data were square root transformed to achieve best W statistic (graph shown in original units).

The results were invalidated, because the lower and upper quartiles are equal.

Constituent: Antimony Analysis Run 3/26/2024 11:28 AM View: Appendix I & III - Intrawell
Plant Wansley Data: Wansley Landfill

Sanitas™ v.10.0.16 . UG

Tukey's Outlier Screening

GWC-9

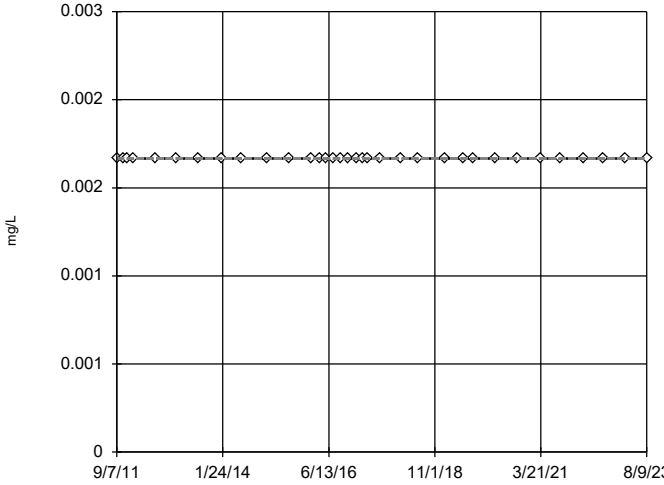

n = 34

No outliers found. Tukey's method selected by user.

Data were square root transformed to achieve best W statistic (graph shown in original units).

The results were invalidated, because the lower and upper quartiles are equal.

Constituent: Antimony Analysis Run 3/26/2024 11:28 AM View: Appendix I & III - Intrawell
Plant Wansley Data: Wansley Landfill

Sanitas™ v.10.0.16 . UG

Tukey's Outlier Screening

GWA-1 (bg)

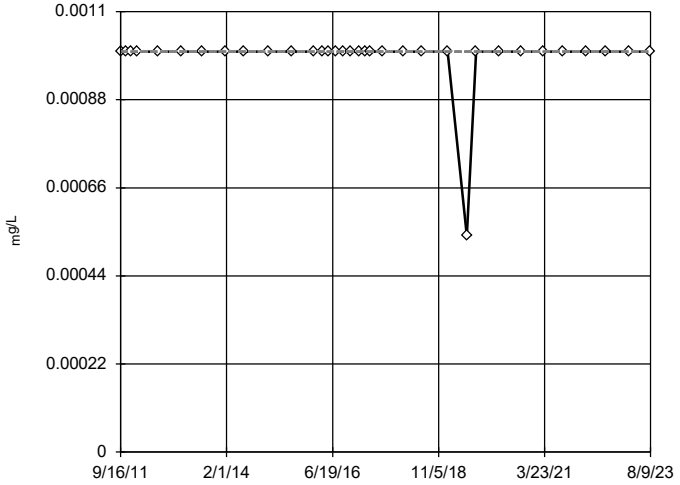

n = 34

No outliers found. Tukey's method selected by user.

Data were x^5 transformed to achieve best W statistic (graph shown in original units).

The results were invalidated, because the lower and upper quartiles are equal.

Constituent: Arsenic Analysis Run 3/26/2024 11:28 AM View: Appendix I & III - Intrawell
Plant Wansley Data: Wansley Landfill

Sanitas™ v.10.0.16 . UG

Tukey's Outlier Screening

GWA-2 (bg)

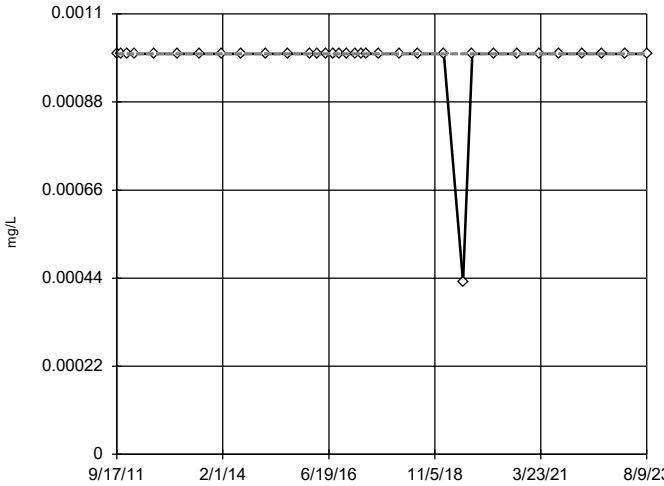

n = 34

No outliers found. Tukey's method selected by user.

Data were square transformed to achieve best W statistic (graph shown in original units).

The results were invalidated, because the lower and upper quartiles are equal.

Constituent: Arsenic Analysis Run 3/26/2024 11:29 AM View: Appendix I & III - Intrawell
Plant Wansley Data: Wansley Landfill

Sanitas™ v.10.0.16 . UG

Tukey's Outlier Screening

GWA-28 (bg)

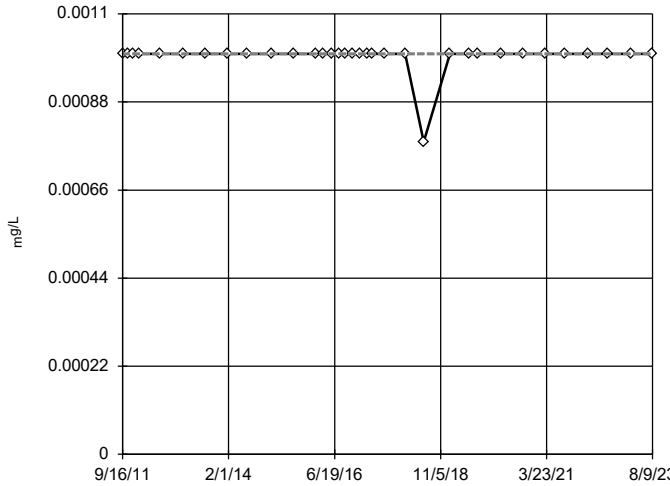

n = 34

No outliers found. Tukey's method selected by user.

Data were square transformed to achieve best W statistic (graph shown in original units).

The results were invalidated, because the lower and upper quartiles are equal.

Constituent: Arsenic Analysis Run 3/26/2024 11:29 AM View: Appendix I & III - Intrawell
Plant Wansley Data: Wansley Landfill

Sanitas™ v.10.0.16 . UG

Tukey's Outlier Screening

GWA-29 (bg)

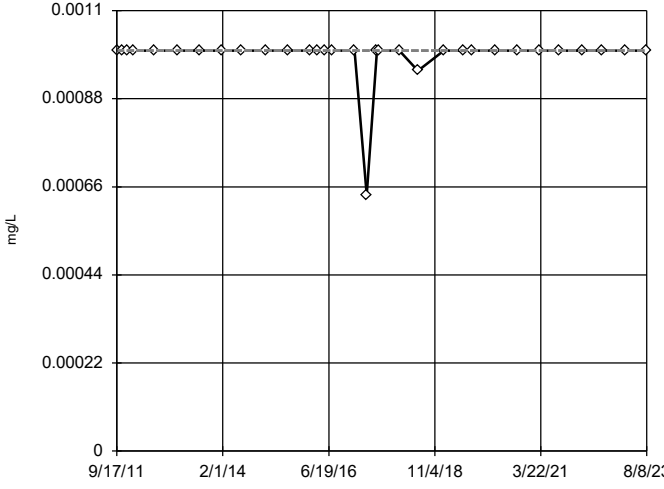

n = 32

No outliers found. Tukey's method selected by user.

Data were x^6 transformed to achieve best W statistic (graph shown in original units).

The results were invalidated, because the lower and upper quartiles are equal.

Constituent: Arsenic Analysis Run 3/26/2024 11:29 AM View: Appendix I & III - Intrawell
Plant Wansley Data: Wansley Landfill

Sanitas™ v.10.0.16 . UG

Tukey's Outlier Screening

GWA-3 (bg)

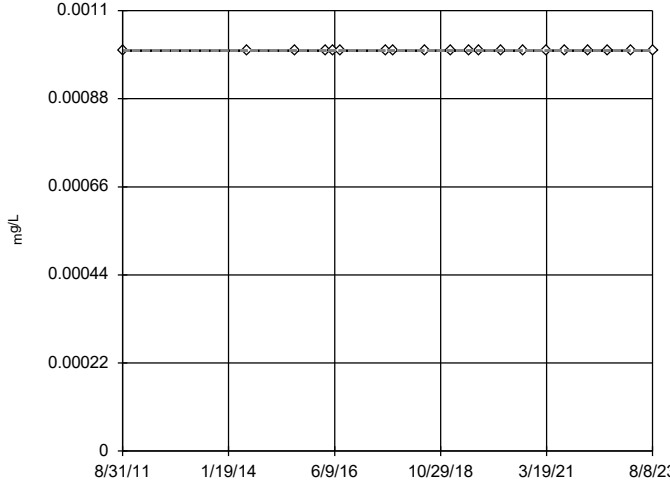

n = 20

No outliers found. Tukey's method selected by user.

Ladder of Powers transformations did not improve normality; analysis run on raw data.

The results were invalidated, because the lower and upper quartiles are equal.

Constituent: Arsenic Analysis Run 3/26/2024 11:29 AM View: Appendix I & III - Intrawell
Plant Wansley Data: Wansley Landfill

Sanitas™ v.10.0.16 . UG

Tukey's Outlier Screening

GWA-4 (bg)

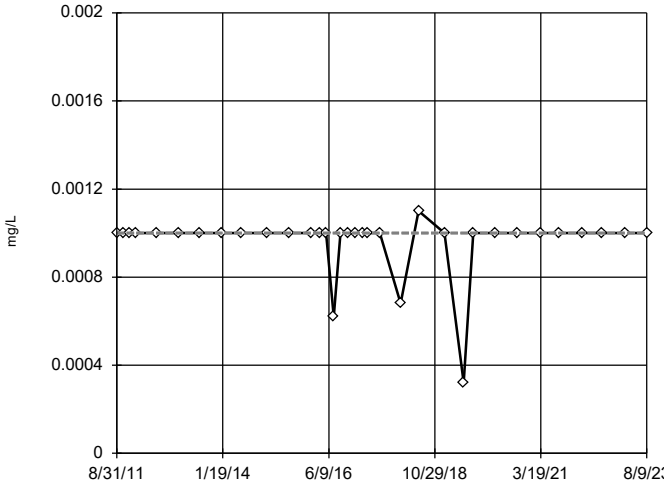

n = 34

No outliers found. Tukey's method selected by user.

Data were x^6 transformed to achieve best W statistic (graph shown in original units).

The results were invalidated, because the lower and upper quartiles are equal.

Constituent: Arsenic Analysis Run 3/26/2024 11:29 AM View: Appendix I & III - Intrawell
Plant Wansley Data: Wansley Landfill

Sanitas™ v.10.0.16 . UG

Tukey's Outlier Screening

GWC-10

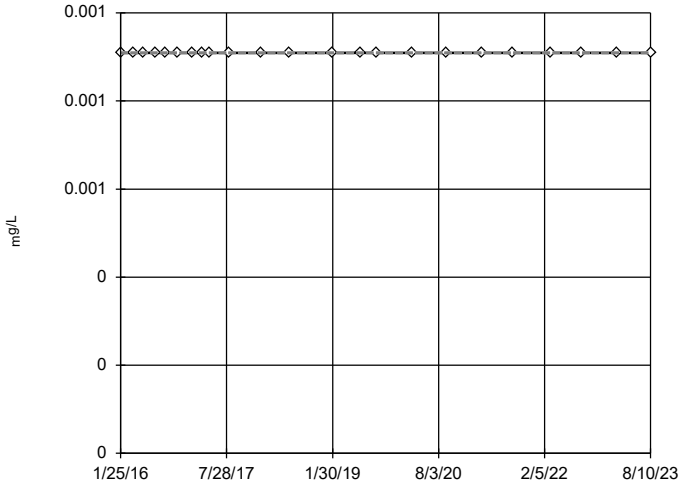

n = 23

No outliers found. Tukey's method selected by user.

Data were square root transformed to achieve best W statistic (graph shown in original units).

The results were invalidated, because the lower and upper quartiles are equal.

Constituent: Arsenic Analysis Run 3/26/2024 11:29 AM View: Appendix I & III - Intrawell
Plant Wansley Data: Wansley Landfill

Sanitas™ v.10.0.16 . UG

Tukey's Outlier Screening

GWC-11

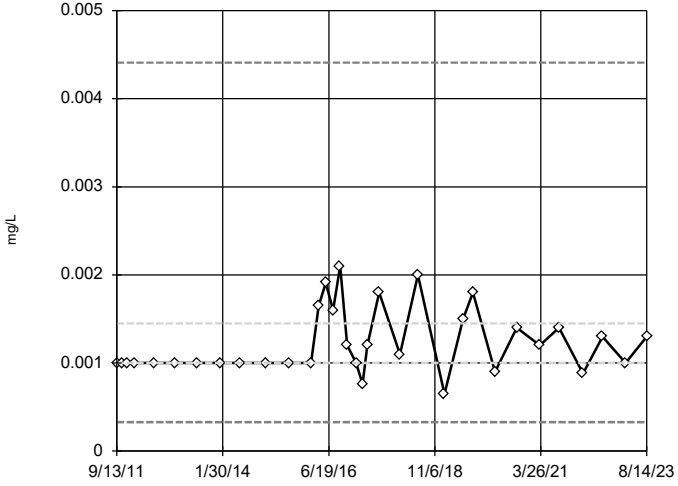

n = 34

No outliers found. Tukey's method selected by user.

Data were natural log transformed to achieve best W statistic (graph shown in original units).

High cutoff = 0.00441, low cutoff = 0.0003286, based on IQR multiplier of 3.

Constituent: Arsenic Analysis Run 3/26/2024 11:29 AM View: Appendix I & III - Intrawell
Plant Wansley Data: Wansley Landfill

Sanitas™ v.10.0.16 . UG

Tukey's Outlier Screening

GWC-12

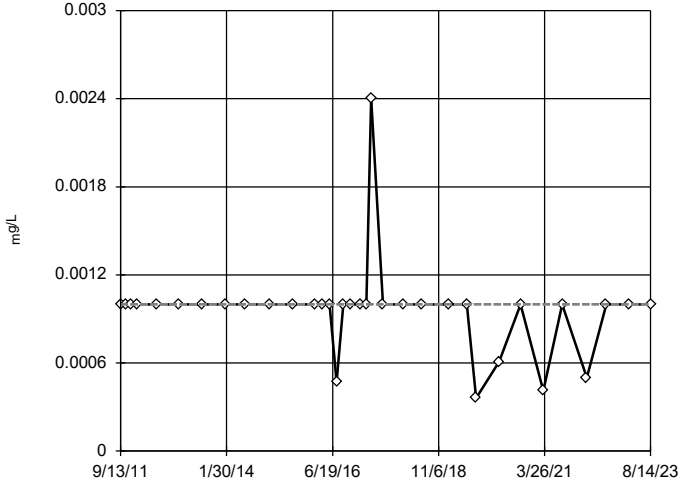

n = 34

No outliers found. Tukey's method selected by user.

Data were natural log transformed to achieve best W statistic (graph shown in original units).

The results were invalidated, because the lower and upper quartiles are equal.

Constituent: Arsenic Analysis Run 3/26/2024 11:29 AM View: Appendix I & III - Intrawell
Plant Wansley Data: Wansley Landfill

Tukey's Outlier Screening

GWC-13

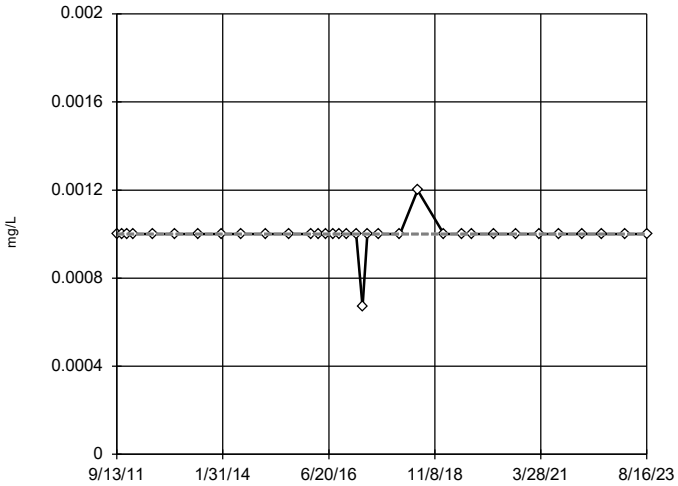

n = 34

No outliers found. Tukey's method selected by user.

Data were cube transformed to achieve best W statistic (graph shown in original units).

The results were invalidated, because the lower and upper quartiles are equal.

Constituent: Arsenic Analysis Run 3/26/2024 11:29 AM View: Appendix I & III - Intrawell
Plant Wansley Data: Wansley Landfill

Sanitas™ v.10.0.16 . UG

Tukey's Outlier Screening

GWC-14

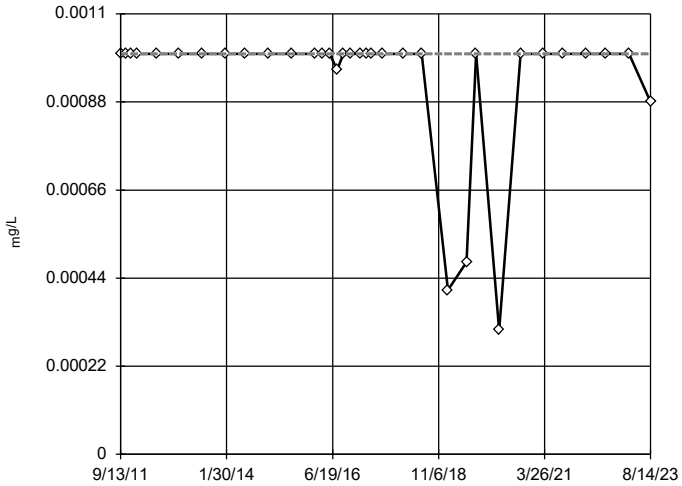

n = 34

No outliers found. Tukey's method selected by user.

Data were x^6 transformed to achieve best W statistic (graph shown in original units).

The results were invalidated, because the lower and upper quartiles are equal.

Constituent: Arsenic Analysis Run 3/26/2024 11:29 AM View: Appendix I & III - Intrawell
Plant Wansley Data: Wansley Landfill

Sanitas™ v.10.0.16 . UG

Tukey's Outlier Screening

GWC-15

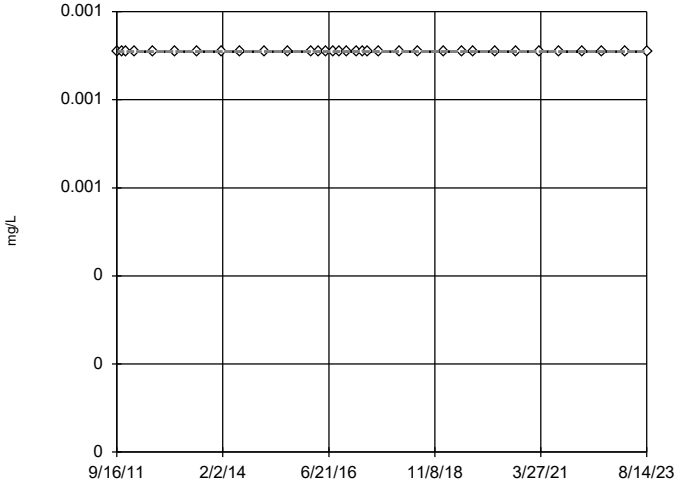

n = 34

No outliers found. Tukey's method selected by user.

Data were square root transformed to achieve best W statistic (graph shown in original units).

The results were invalidated, because the lower and upper quartiles are equal.

Constituent: Arsenic Analysis Run 3/26/2024 11:29 AM View: Appendix I & III - Intrawell
Plant Wansley Data: Wansley Landfill

Sanitas™ v.10.0.16 . UG

Tukey's Outlier Screening

GWC-16

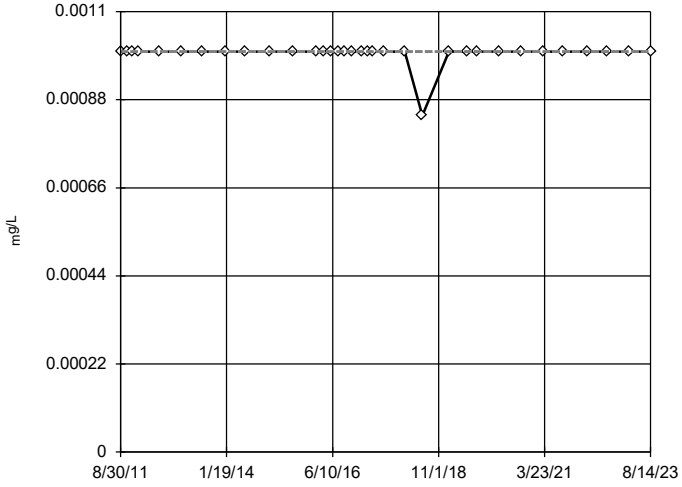

n = 34

No outliers found. Tukey's method selected by user.

Data were x^4 transformed to achieve best W statistic (graph shown in original units).

The results were invalidated, because the lower and upper quartiles are equal.

Constituent: Arsenic Analysis Run 3/26/2024 11:29 AM View: Appendix I & III - Intrawell
Plant Wansley Data: Wansley Landfill

Sanitas™ v.10.0.16 . UG

Tukey's Outlier Screening

GWC-17

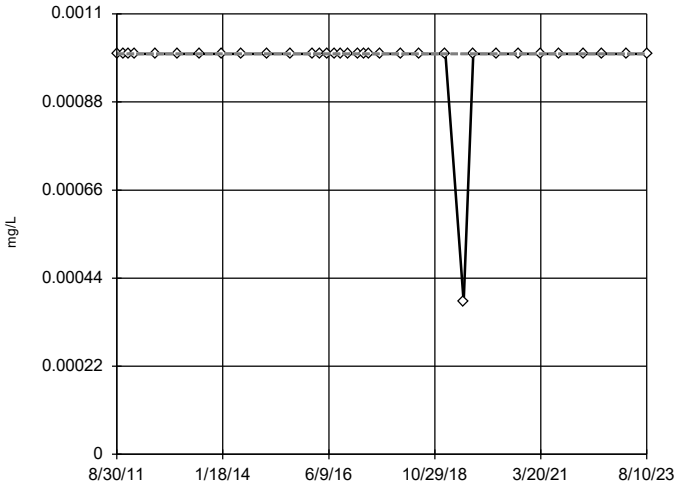

n = 34

No outliers found. Tukey's method selected by user.

Data were square root transformed to achieve best W statistic (graph shown in original units).

The results were invalidated, because the lower and upper quartiles are equal.

Constituent: Arsenic Analysis Run 3/26/2024 11:29 AM View: Appendix I & III - Intrawell
Plant Wansley Data: Wansley Landfill

Sanitas™ v.10.0.16 . UG

Tukey's Outlier Screening

GWC-18

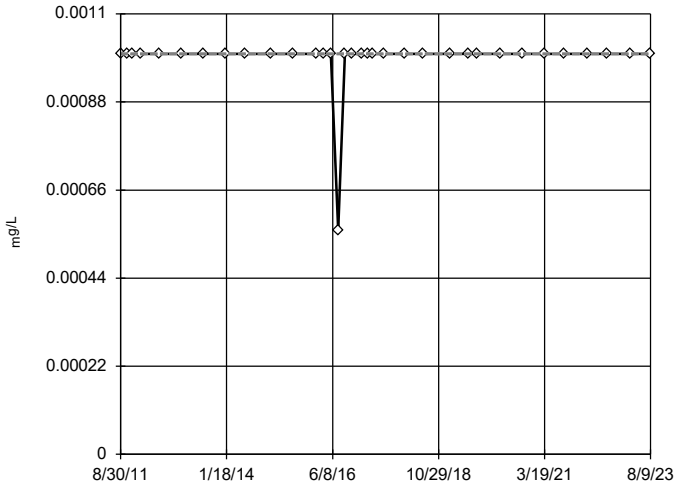

n = 34

No outliers found. Tukey's method selected by user.

Data were x^6 transformed to achieve best W statistic (graph shown in original units).

The results were invalidated, because the lower and upper quartiles are equal.

Constituent: Arsenic Analysis Run 3/26/2024 11:29 AM View: Appendix I & III - Intrawell
Plant Wansley Data: Wansley Landfill

Sanitas™ v.10.0.16 . UG

Tukey's Outlier Screening

GWC-19

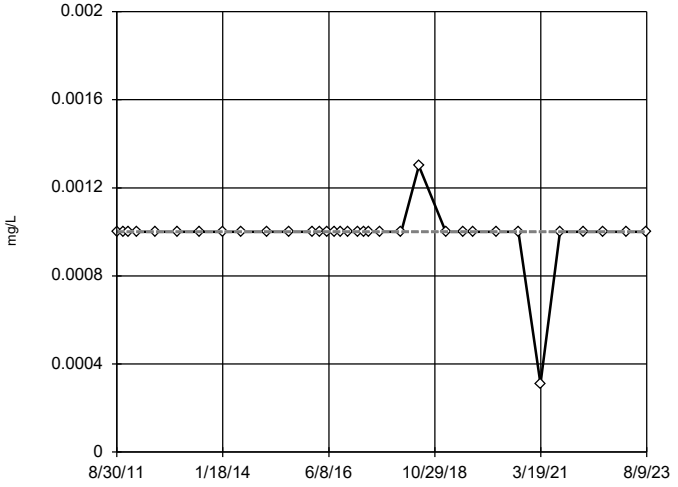

n = 34

No outliers found. Tukey's method selected by user.

Data were cube transformed to achieve best W statistic (graph shown in original units).

The results were invalidated, because the lower and upper quartiles are equal.

Constituent: Arsenic Analysis Run 3/26/2024 11:29 AM View: Appendix I & III - Intrawell
Plant Wansley Data: Wansley Landfill

Sanitas™ v.10.0.16 . UG

Tukey's Outlier Screening

GWC-20

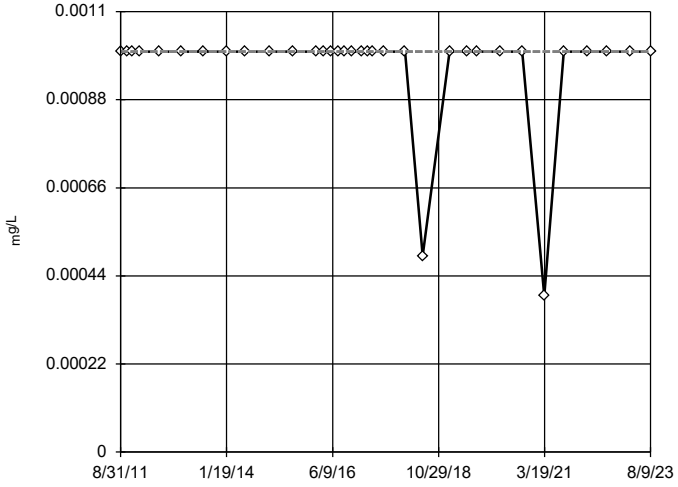

n = 34

No outliers found. Tukey's method selected by user.

Data were natural log transformed to achieve best W statistic (graph shown in original units).

The results were invalidated, because the lower and upper quartiles are equal.

Constituent: Arsenic Analysis Run 3/26/2024 11:29 AM View: Appendix I & III - Intrawell
Plant Wansley Data: Wansley Landfill

Sanitas™ v.10.0.16 . UG

Tukey's Outlier Screening

GWC-21

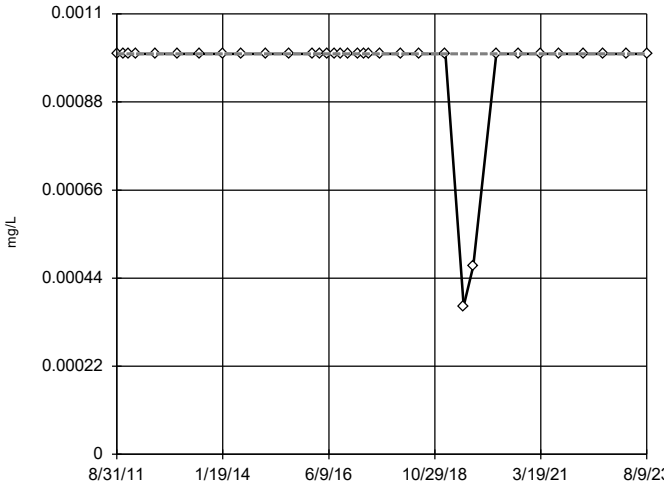

n = 34

No outliers found. Tukey's method selected by user.

Data were natural log transformed to achieve best W statistic (graph shown in original units).

The results were invalidated, because the lower and upper quartiles are equal.

Constituent: Arsenic Analysis Run 3/26/2024 11:29 AM View: Appendix I & III - Intrawell

Plant Wansley Data: Wansley Landfill

Sanitas™ v.10.0.16 . UG

Tukey's Outlier Screening

GWC-22

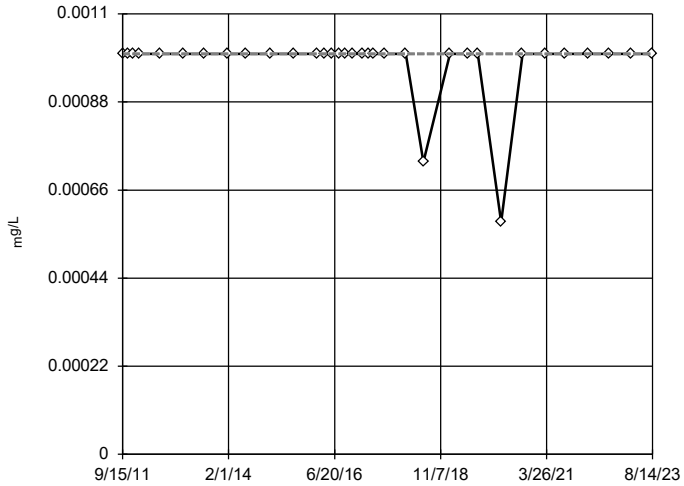

n = 34

No outliers found. Tukey's method selected by user.

Data were square transformed to achieve best W statistic (graph shown in original units).

The results were invalidated, because the lower and upper quartiles are equal.

Constituent: Arsenic Analysis Run 3/26/2024 11:29 AM View: Appendix I & III - Intrawell

Plant Wansley Data: Wansley Landfill

Sanitas™ v.10.0.16 . UG

Tukey's Outlier Screening

GWC-23

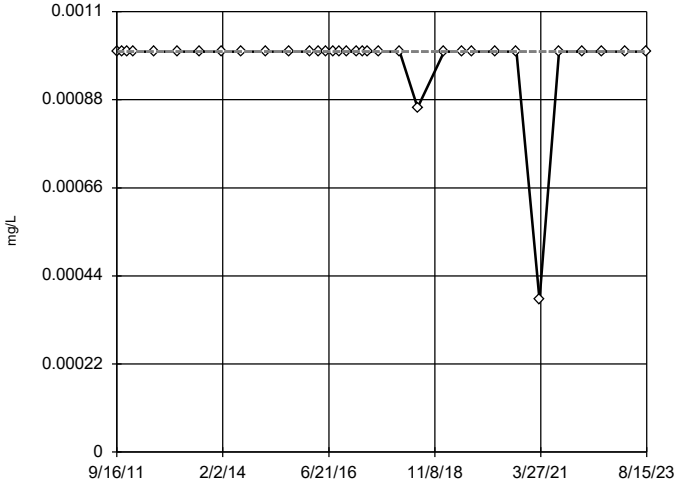

n = 34

No outliers found. Tukey's method selected by user.

Data were x^6 transformed to achieve best W statistic (graph shown in original units).

The results were invalidated, because the lower and upper quartiles are equal.

Constituent: Arsenic Analysis Run 3/26/2024 11:29 AM View: Appendix I & III - Intrawell

Plant Wansley Data: Wansley Landfill

Sanitas™ v.10.0.16 . UG

Tukey's Outlier Screening

GWC-24

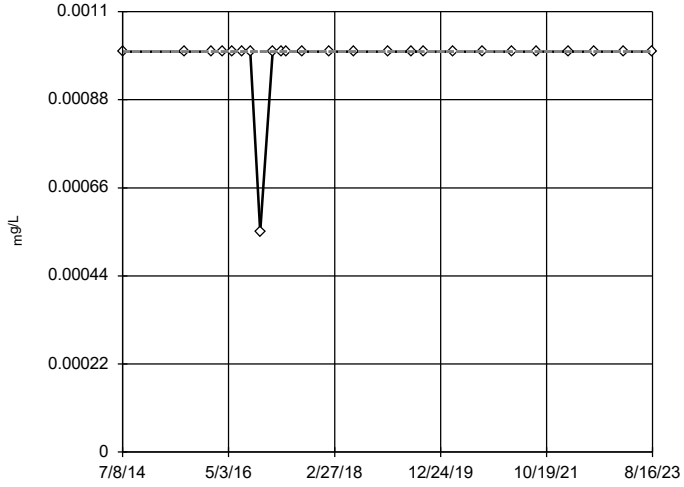

n = 25

No outliers found. Tukey's method selected by user.

Ladder of Powers transformations did not improve normality; analysis run on raw data.

The results were invalidated, because the lower and upper quartiles are equal.

Constituent: Arsenic Analysis Run 3/26/2024 11:29 AM View: Appendix I & III - Intrawell

Plant Wansley Data: Wansley Landfill

Sanitas™ v.10.0.16 . UG

Tukey's Outlier Screening

GWC-25

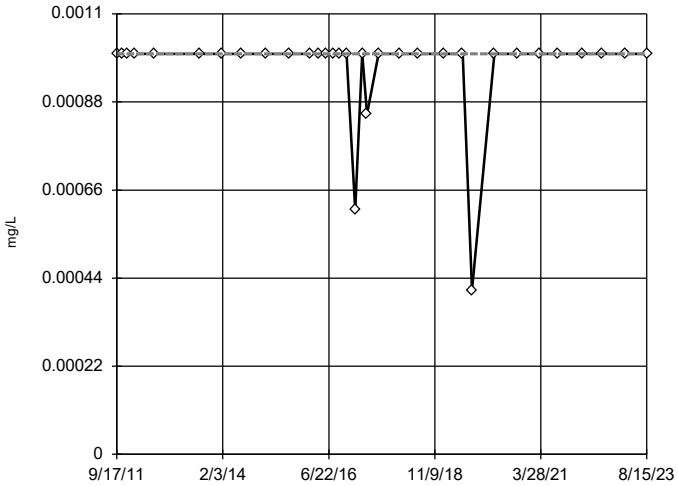

n = 33

No outliers found. Tukey's method selected by user.

Data were x^6 transformed to achieve best W statistic (graph shown in original units).

The results were invalidated, because the lower and upper quartiles are equal.

Constituent: Arsenic Analysis Run 3/26/2024 11:29 AM View: Appendix I & III - Intrawell

Plant Wansley Data: Wansley Landfill

Sanitas™ v.10.0.16 . UG

Tukey's Outlier Screening

GWC-26

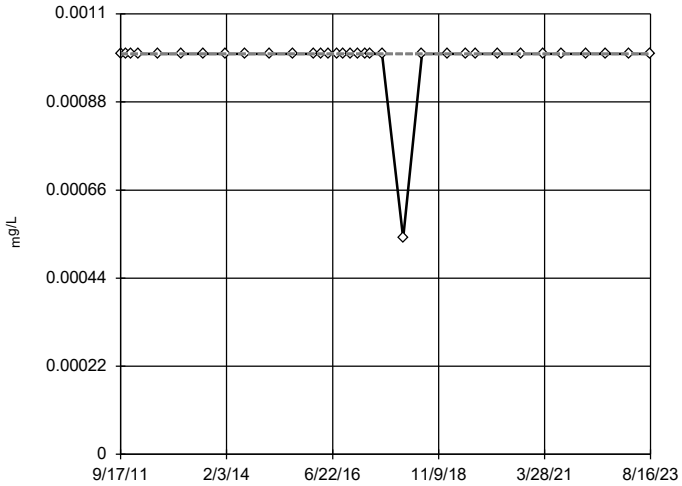

n = 34

No outliers found. Tukey's method selected by user.

Data were x^5 transformed to achieve best W statistic (graph shown in original units).

The results were invalidated, because the lower and upper quartiles are equal.

Constituent: Arsenic Analysis Run 3/26/2024 11:29 AM View: Appendix I & III - Intrawell

Plant Wansley Data: Wansley Landfill

Sanitas™ v.10.0.16 . UG

Tukey's Outlier Screening

GWC-27

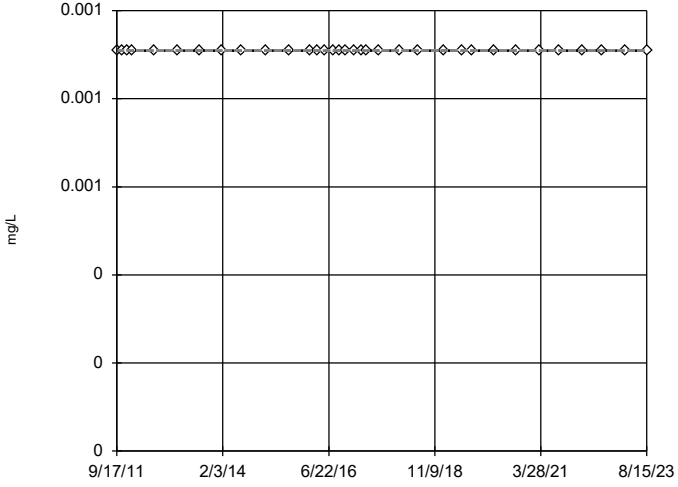

n = 34

No outliers found. Tukey's method selected by user.

Data were square root transformed to achieve best W statistic (graph shown in original units).

The results were invalidated, because the lower and upper quartiles are equal.

Constituent: Arsenic Analysis Run 3/26/2024 11:29 AM View: Appendix I & III - Intrawell

Plant Wansley Data: Wansley Landfill

Sanitas™ v.10.0.16 . UG

Tukey's Outlier Screening

GWC-30

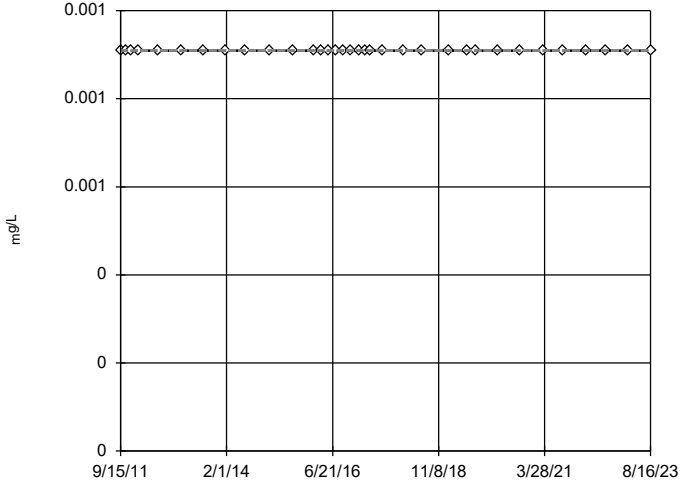

n = 34

No outliers found. Tukey's method selected by user.

Data were square root transformed to achieve best W statistic (graph shown in original units).

The results were invalidated, because the lower and upper quartiles are equal.

Constituent: Arsenic Analysis Run 3/26/2024 11:29 AM View: Appendix I & III - Intrawell

Plant Wansley Data: Wansley Landfill

Sanitas™ v.10.0.16 . UG

Tukey's Outlier Screening

GWC-31

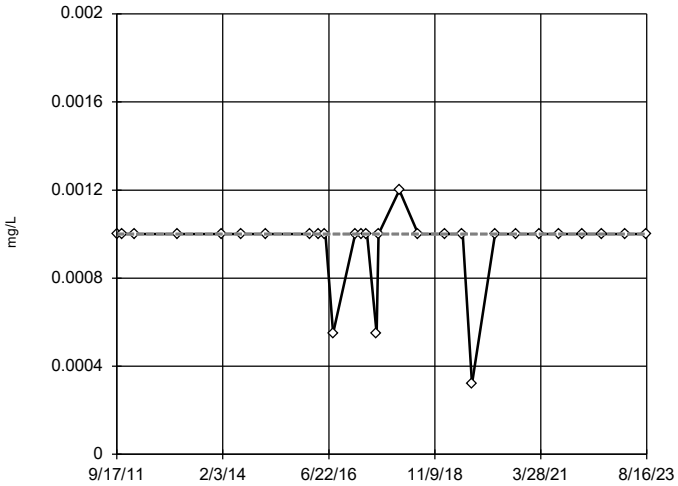

n = 29

No outliers found. Tukey's method selected by user.

Data were x^4 transformed to achieve best W statistic (graph shown in original units).

The results were invalidated, because the lower and upper quartiles are equal.

Constituent: Arsenic Analysis Run 3/26/2024 11:29 AM View: Appendix I & III - Intrawell
Plant Wansley Data: Wansley Landfill

Sanitas™ v.10.0.16 . UG

Tukey's Outlier Screening

GWC-32

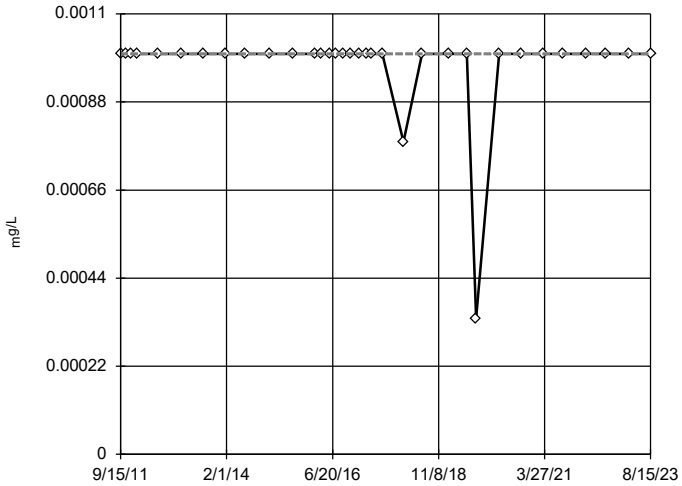

n = 34

No outliers found. Tukey's method selected by user.

Data were x^5 transformed to achieve best W statistic (graph shown in original units).

The results were invalidated, because the lower and upper quartiles are equal.

Constituent: Arsenic Analysis Run 3/26/2024 11:29 AM View: Appendix I & III - Intrawell
Plant Wansley Data: Wansley Landfill

Sanitas™ v.10.0.16 . UG

Tukey's Outlier Screening

GWC-33

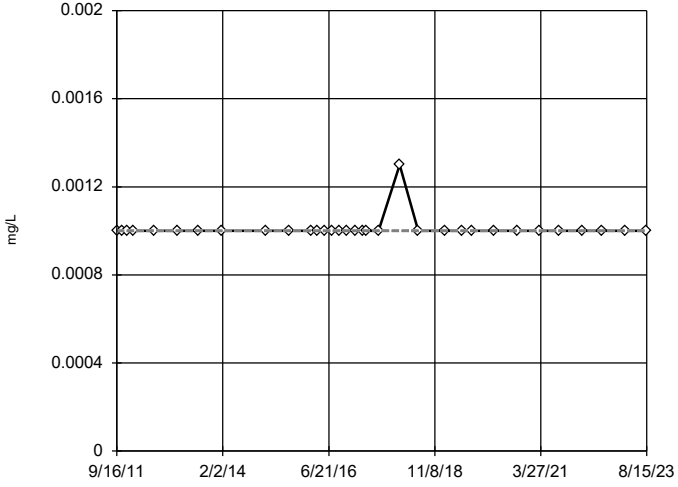

n = 33

No outliers found. Tukey's method selected by user.

Data were square root transformed to achieve best W statistic (graph shown in original units).

The results were invalidated, because the lower and upper quartiles are equal.

Constituent: Arsenic Analysis Run 3/26/2024 11:29 AM View: Appendix I & III - Intrawell
Plant Wansley Data: Wansley Landfill

Sanitas™ v.10.0.16 . UG

Tukey's Outlier Screening

GWC-34

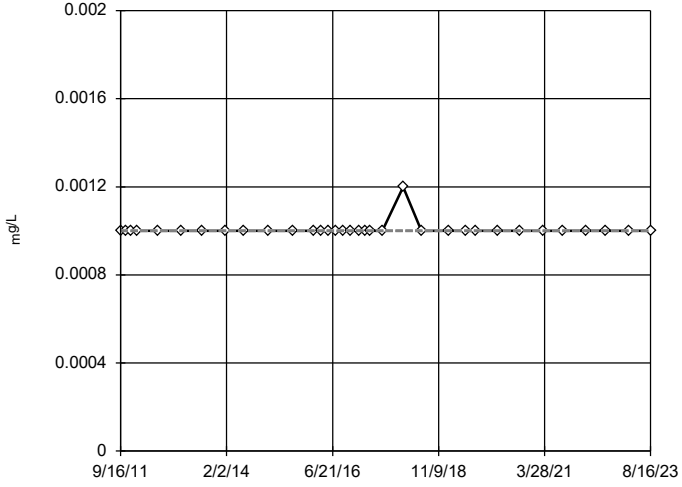

n = 34

No outliers found. Tukey's method selected by user.

Data were natural log transformed to achieve best W statistic (graph shown in original units).

The results were invalidated, because the lower and upper quartiles are equal.

Constituent: Arsenic Analysis Run 3/26/2024 11:29 AM View: Appendix I & III - Intrawell
Plant Wansley Data: Wansley Landfill

Sanitas™ v.10.0.16 . UG

Tukey's Outlier Screening

GWC-35

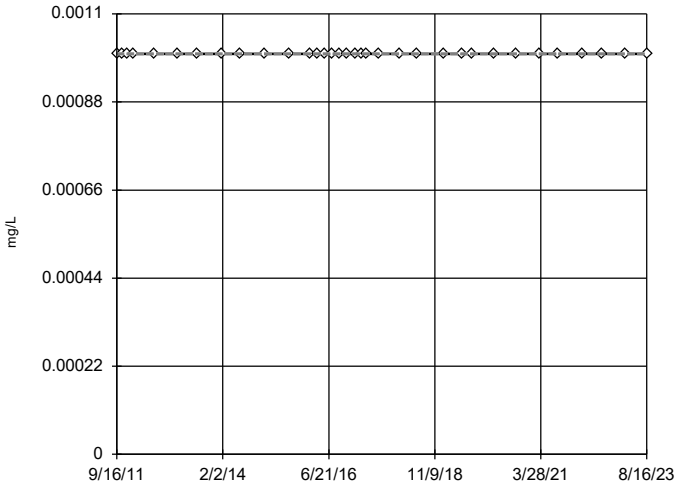

n = 34

No outliers found. Tukey's method selected by user.

Data were square transformed to achieve best W statistic (graph shown in original units).

The results were invalidated, because the lower and upper quartiles are equal.

Constituent: Arsenic Analysis Run 3/26/2024 11:29 AM View: Appendix I & III - Intrawell
Plant Wansley Data: Wansley Landfill

Sanitas™ v.10.0.16 . UG

Tukey's Outlier Screening

GWC-5

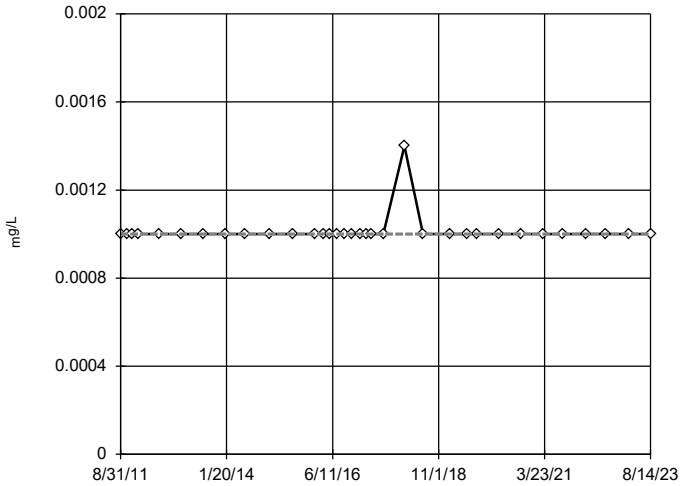

n = 34

No outliers found. Tukey's method selected by user.

Data were square transformed to achieve best W statistic (graph shown in original units).

The results were invalidated, because the lower and upper quartiles are equal.

Constituent: Arsenic Analysis Run 3/26/2024 11:29 AM View: Appendix I & III - Intrawell
Plant Wansley Data: Wansley Landfill

Sanitas™ v.10.0.16 . UG

Tukey's Outlier Screening

GWC-6

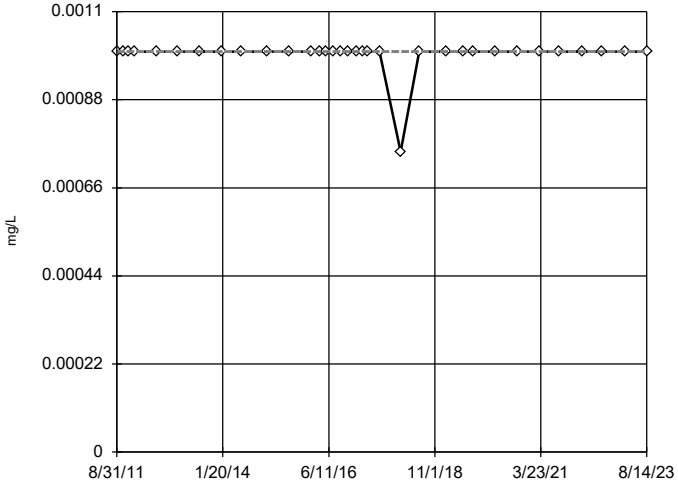

n = 34

No outliers found. Tukey's method selected by user.

Data were cube root transformed to achieve best W statistic (graph shown in original units).

The results were invalidated, because the lower and upper quartiles are equal.

Constituent: Arsenic Analysis Run 3/26/2024 11:29 AM View: Appendix I & III - Intrawell
Plant Wansley Data: Wansley Landfill

Sanitas™ v.10.0.16 . UG

Tukey's Outlier Screening

GWC-7

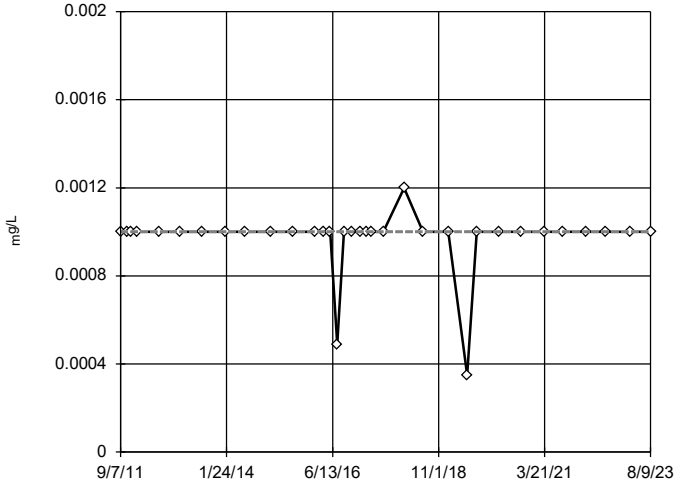

n = 34

No outliers found. Tukey's method selected by user.

Data were x^4 transformed to achieve best W statistic (graph shown in original units).

The results were invalidated, because the lower and upper quartiles are equal.

Constituent: Arsenic Analysis Run 3/26/2024 11:29 AM View: Appendix I & III - Intrawell
Plant Wansley Data: Wansley Landfill

Sanitas™ v.10.0.16 . UG

Tukey's Outlier Screening

GWC-8

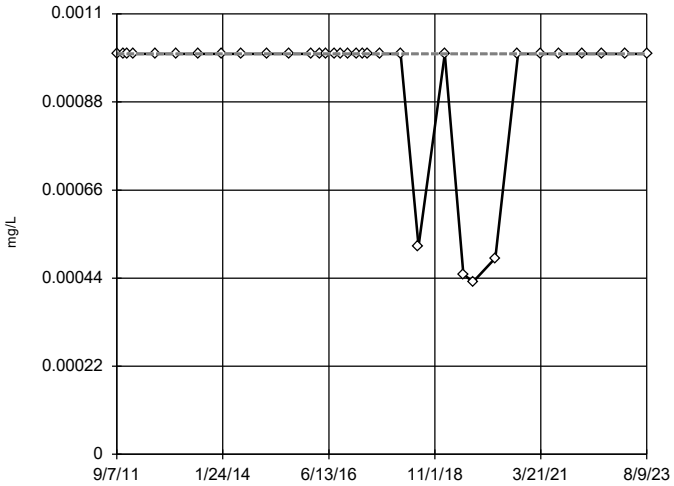

n = 34

No outliers found. Tukey's method selected by user.

Data were natural log transformed to achieve best W statistic (graph shown in original units).

The results were invalidated, because the lower and upper quartiles are equal.

Constituent: Arsenic Analysis Run 3/26/2024 11:29 AM View: Appendix I & III - Intrawell
Plant Wansley Data: Wansley Landfill

Sanitas™ v.10.0.16 . UG

Tukey's Outlier Screening

GWC-9

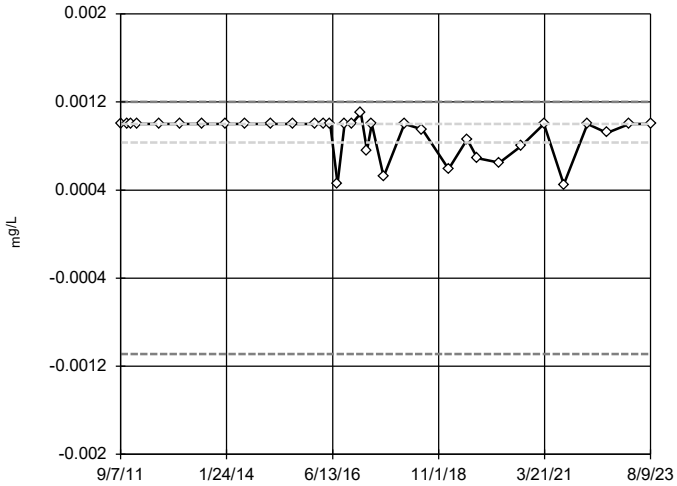

n = 34

No outliers found. Tukey's method selected by user.

Data were x^6 transformed to achieve best W statistic (graph shown in original units).

The results were invalidated, because both the lower and upper quartiles represent reporting limits.

Constituent: Arsenic Analysis Run 3/26/2024 11:29 AM View: Appendix I & III - Intrawell
Plant Wansley Data: Wansley Landfill

Sanitas™ v.10.0.16 . UG

Tukey's Outlier Screening

GWA-1 (bg)

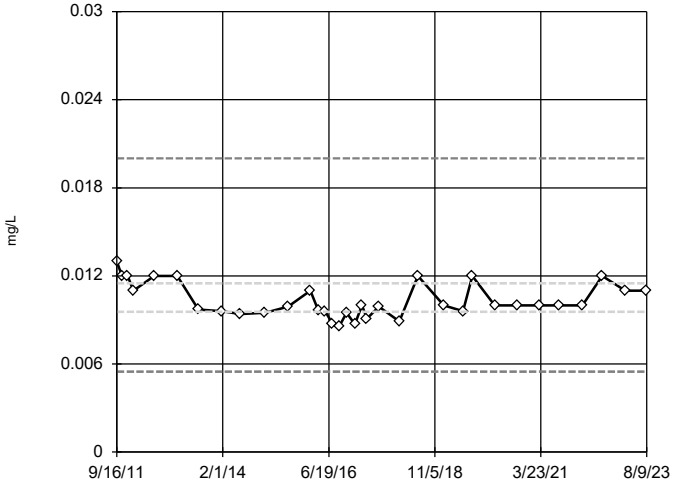

n = 34

No outliers found. Tukey's method selected by user.

Data were natural log transformed to achieve best W statistic (graph shown in original units).

High cutoff = 0.02001, low cutoff = 0.005484, based on IQR multiplier of 3.

Constituent: Barium Analysis Run 3/26/2024 11:29 AM View: Appendix I & III - Intrawell
Plant Wansley Data: Wansley Landfill

Sanitas™ v.10.0.16 . UG

Tukey's Outlier Screening

GWA-2 (bg)

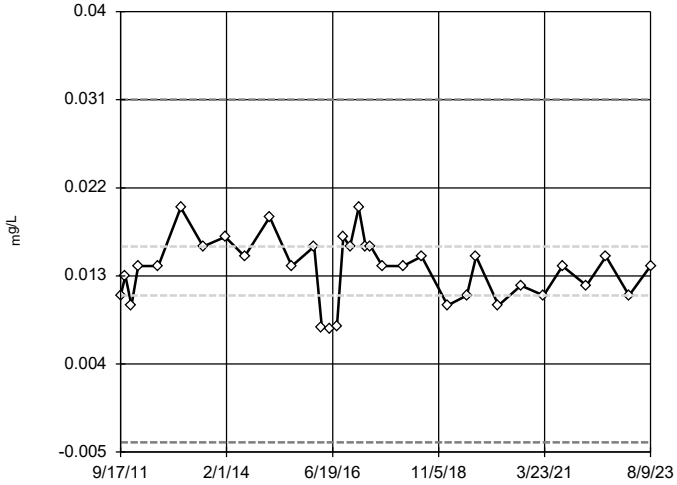

n = 34

No outliers found. Tukey's method selected by user.

Ladder of Powers transformations did not improve normality; analysis run on raw data.

High cutoff = 0.031, low cutoff = -0.004, based on IQR multiplier of 3.

Constituent: Barium Analysis Run 3/26/2024 11:29 AM View: Appendix I & III - Intrawell
Plant Wansley Data: Wansley Landfill

Tukey's Outlier Screening

GWA-28 (bg)

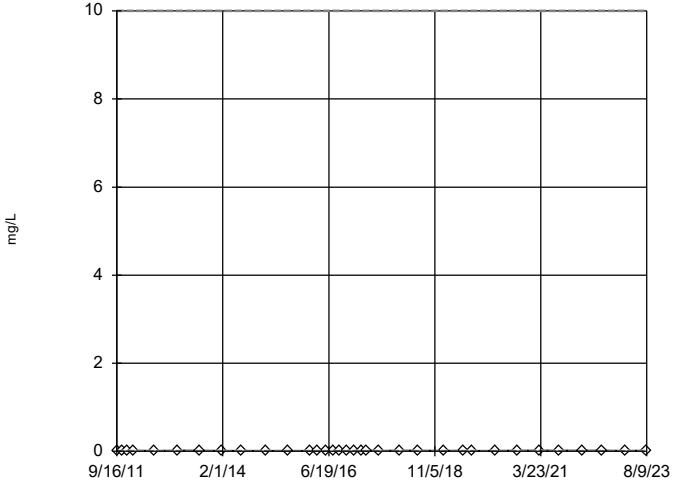

n = 34

No outliers found. Tukey's method selected by user.

Data were natural log transformed to achieve best W statistic (graph shown in original units).

High cutoff = 10, low cutoff = 0.000001, based on IQR multiplier of 3.

Constituent: Barium Analysis Run 3/26/2024 11:29 AM View: Appendix I & III - Intrawell
Plant Wansley Data: Wansley Landfill

Sanitas™ v.10.0.16 . UG

Tukey's Outlier Screening

GWA-29 (bg)

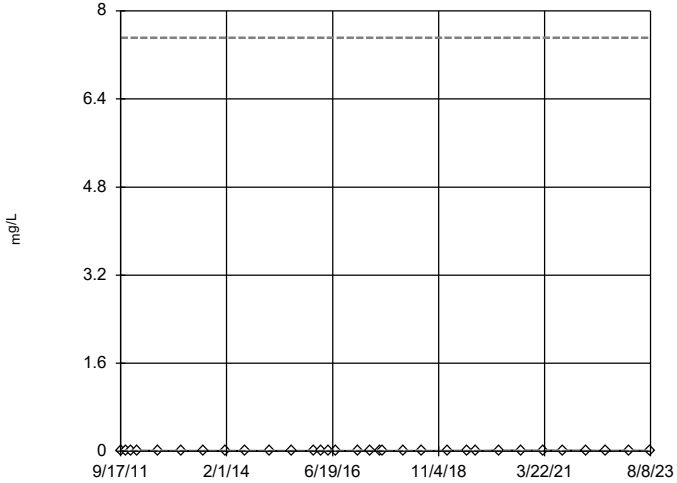

n = 32

No outliers found. Tukey's method selected by user.

Data were natural log transformed to achieve best W statistic (graph shown in original units).

High cutoff = 7.513, low cutoff = 0.000001464, based on IQR multiplier of 3.

Constituent: Barium Analysis Run 3/26/2024 11:29 AM View: Appendix I & III - Intrawell
Plant Wansley Data: Wansley Landfill

Sanitas™ v.10.0.16 . UG

Tukey's Outlier Screening

GWA-3 (bg)

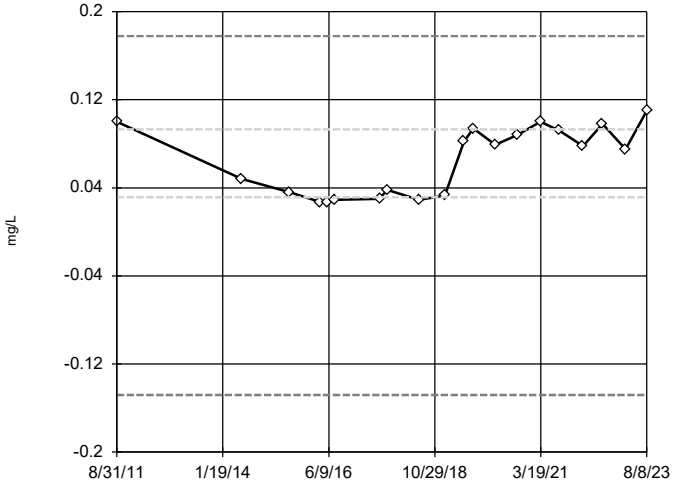

n = 20

No outliers found. Tukey's method selected by user.

Data were square transformed to achieve best W statistic (graph shown in original units).

High cutoff = 0.1778, low cutoff = -0.1482, based on IQR multiplier of 3.

Constituent: Barium Analysis Run 3/26/2024 11:29 AM View: Appendix I & III - Intrawell
Plant Wansley Data: Wansley Landfill

Sanitas™ v.10.0.16 . UG

Tukey's Outlier Screening

GWA-4 (bg)

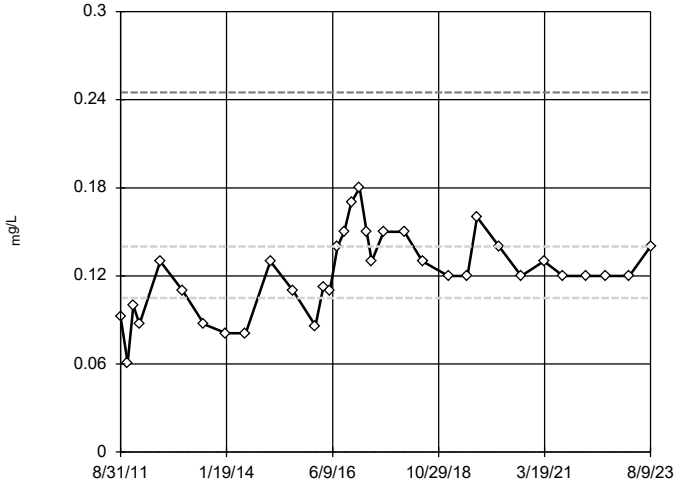

n = 34

No outliers found. Tukey's method selected by user.

Ladder of Powers transformations did not improve normality; analysis run on raw data.

High cutoff = 0.245, low cutoff = 0, based on IQR multiplier of 3.

Constituent: Barium Analysis Run 3/26/2024 11:29 AM View: Appendix I & III - Intrawell
Plant Wansley Data: Wansley Landfill

Sanitas™ v.10.0.16 . UG

Tukey's Outlier Screening

GWC-10

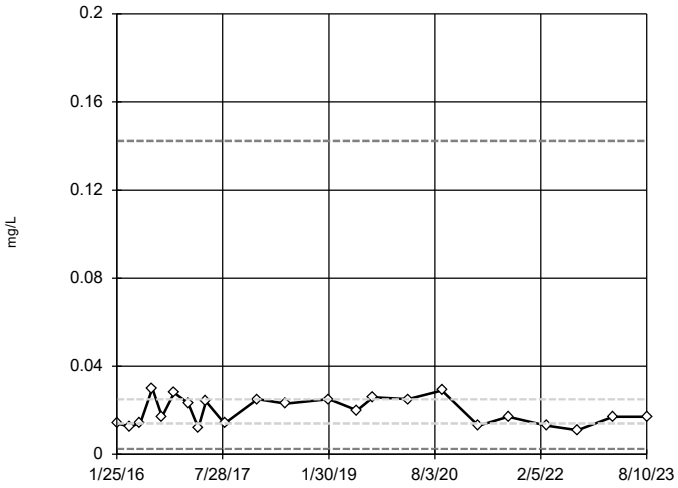

n = 23

No outliers found. Tukey's method selected by user.

Data were natural log transformed to achieve best W statistic (graph shown in original units).

High cutoff = 0.1424, low cutoff = 0.002459, based on IQR multiplier of 3.

Constituent: Barium Analysis Run 3/26/2024 11:29 AM View: Appendix I & III - Intrawell
Plant Wansley Data: Wansley Landfill

Sanitas™ v.10.0.16 . UG

Tukey's Outlier Screening

GWC-11

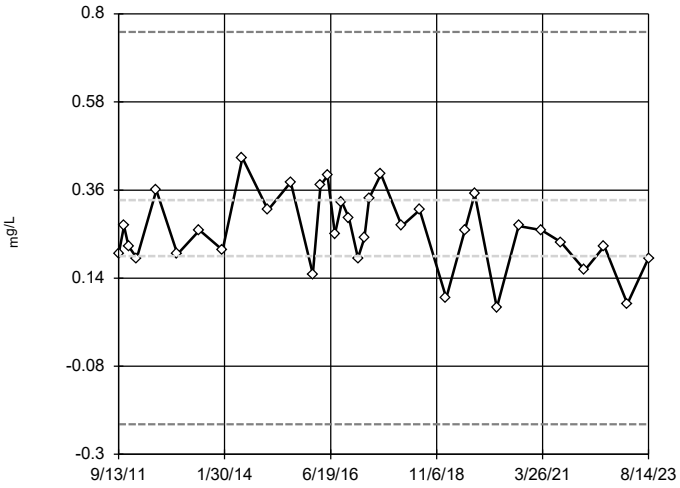

n = 34

No outliers found. Tukey's method selected by user.

Ladder of Powers transformations did not improve normality; analysis run on raw data.

High cutoff = 0.755, low cutoff = -0.225, based on IQR multiplier of 3.

Constituent: Barium Analysis Run 3/26/2024 11:29 AM View: Appendix I & III - Intrawell
Plant Wansley Data: Wansley Landfill

Sanitas™ v.10.0.16 . UG

Tukey's Outlier Screening

GWC-12

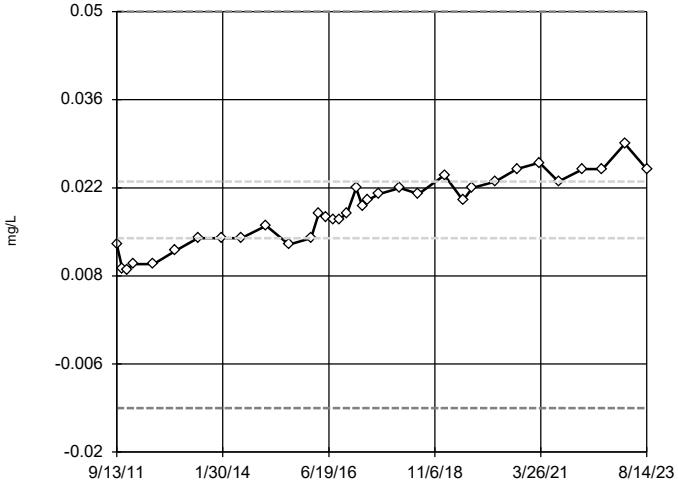

n = 34

No outliers found. Tukey's method selected by user.

Ladder of Powers transformations did not improve normality; analysis run on raw data.

High cutoff = 0.05, low cutoff = -0.013, based on IQR multiplier of 3.

Constituent: Barium Analysis Run 3/26/2024 11:29 AM View: Appendix I & III - Intrawell
Plant Wansley Data: Wansley Landfill

Sanitas™ v.10.0.16 . UG

Tukey's Outlier Screening

GWC-13

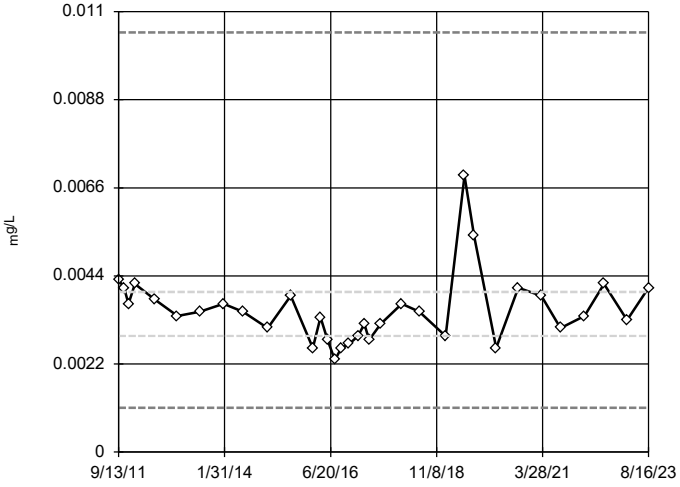

n = 34

No outliers found. Tukey's method selected by user.

Data were natural log transformed to achieve best W statistic (graph shown in original units).

High cutoff = 0.01048, low cutoff = 0.001106, based on IQR multiplier of 3.

Constituent: Barium Analysis Run 3/26/2024 11:29 AM View: Appendix I & III - Intrawell
Plant Wansley Data: Wansley Landfill

Sanitas™ v.10.0.16 . UG

Tukey's Outlier Screening

GWC-14

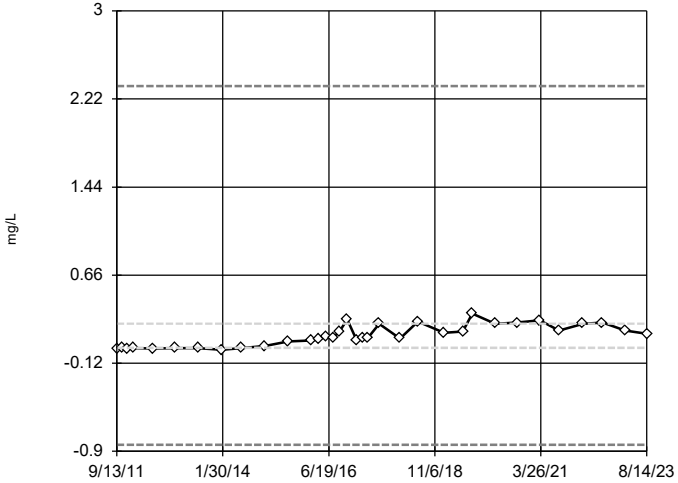

n = 34

No outliers found. Tukey's method selected by user.

Data were square root transformed to achieve best W statistic (graph shown in original units).

High cutoff = 2.334, low cutoff = -0.8429, based on IQR multiplier of 3.

Constituent: Barium Analysis Run 3/26/2024 11:29 AM View: Appendix I & III - Intrawell
Plant Wansley Data: Wansley Landfill

Sanitas™ v.10.0.16 . UG

Tukey's Outlier Screening

GWC-15

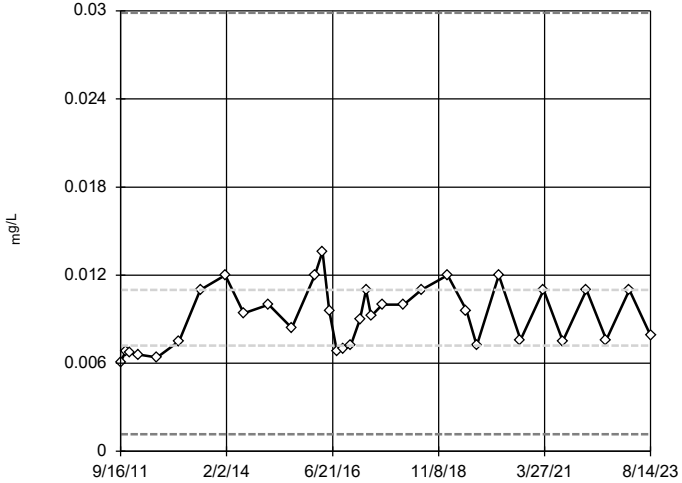

n = 34

No outliers found. Tukey's method selected by user.

Data were cube root transformed to achieve best W statistic (graph shown in original units).

High cutoff = 0.02988, low cutoff = 0.001164, based on IQR multiplier of 3.

Constituent: Barium Analysis Run 3/26/2024 11:29 AM View: Appendix I & III - Intrawell
Plant Wansley Data: Wansley Landfill

Sanitas™ v.10.0.16 . UG

Tukey's Outlier Screening

GWC-16

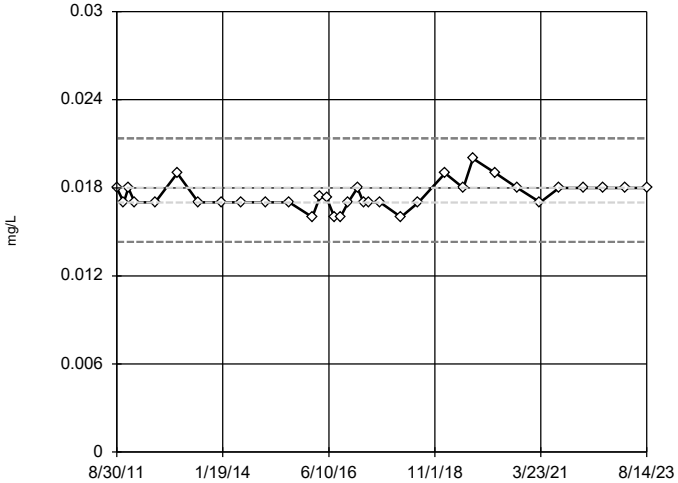

n = 34

No outliers found. Tukey's method selected by user.

Data were natural log transformed to achieve best W statistic (graph shown in original units).

High cutoff = 0.02137, low cutoff = 0.01432, based on IQR multiplier of 3.

Constituent: Barium Analysis Run 3/26/2024 11:29 AM View: Appendix I & III - Intrawell
Plant Wansley Data: Wansley Landfill

Sanitas™ v.10.0.16 . UG

Tukey's Outlier Screening

GWC-17

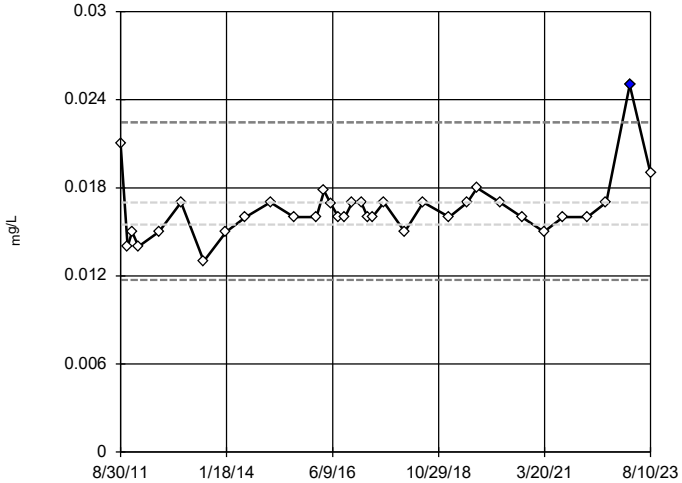

n = 34

Outlier is drawn as solid. Tukey's method selected by user.

Data were natural log transformed to achieve best W statistic (graph shown in original units).

High cutoff = 0.02246, low cutoff = 0.01172, based on IQR multiplier of 3.

Constituent: Barium Analysis Run 3/26/2024 11:29 AM View: Appendix I & III - Intrawell
Plant Wansley Data: Wansley Landfill

Sanitas™ v.10.0.16 . UG

Tukey's Outlier Screening

GWC-18

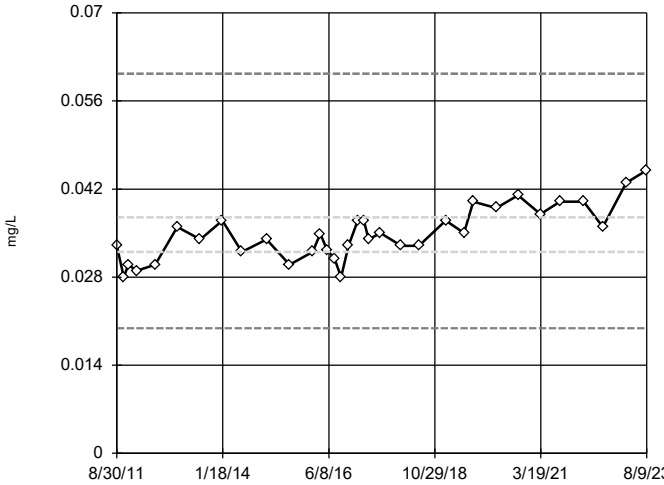

n = 34

No outliers found. Tukey's method selected by user.

Data were natural log transformed to achieve best W statistic (graph shown in original units).

High cutoff = 0.06033, low cutoff = 0.01989, based on IQR multiplier of 3.

Constituent: Barium Analysis Run 3/26/2024 11:29 AM View: Appendix I & III - Intrawell
Plant Wansley Data: Wansley Landfill

Sanitas™ v.10.0.16 . UG

Tukey's Outlier Screening

GWC-19

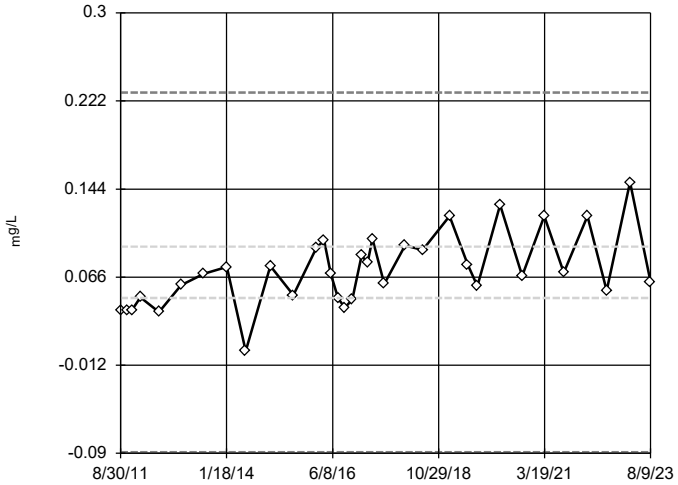

n = 34

No outliers found. Tukey's method selected by user.

Ladder of Powers transformations did not improve normality; analysis run on raw data.

High cutoff = 0.2295, low cutoff = -0.089, based on IQR multiplier of 3.

Constituent: Barium Analysis Run 3/26/2024 11:29 AM View: Appendix I & III - Intrawell
Plant Wansley Data: Wansley Landfill

Sanitas™ v.10.0.16 . UG

Tukey's Outlier Screening

GWC-20

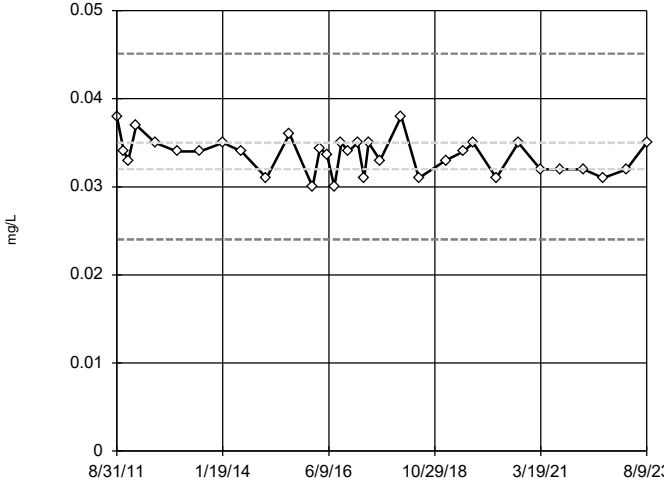

n = 34

No outliers found. Tukey's method selected by user.

Data were cube root transformed to achieve best W statistic (graph shown in original units).

High cutoff = 0.04511, low cutoff = 0.02404, based on IQR multiplier of 3.

Constituent: Barium Analysis Run 3/26/2024 11:29 AM View: Appendix I & III - Intrawell
Plant Wansley Data: Wansley Landfill

Sanitas™ v.10.0.16 . UG

Tukey's Outlier Screening

GWC-21

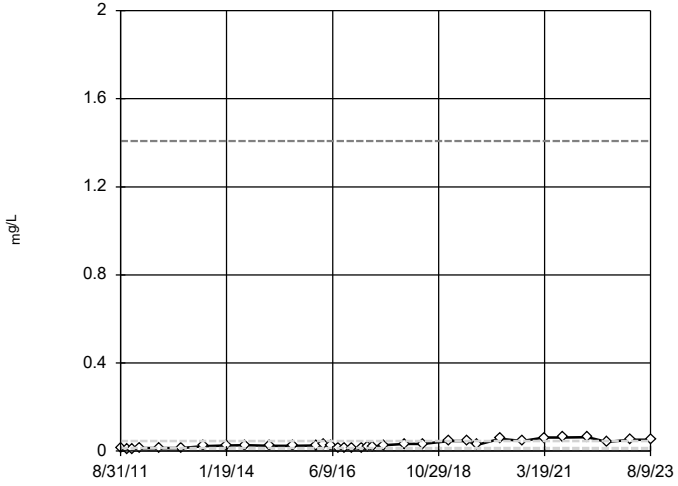

n = 34

No outliers found. Tukey's method selected by user.

Data were natural log transformed to achieve best W statistic (graph shown in original units).

High cutoff = 1.408, low cutoff = 0.0004683, based on IQR multiplier of 3.

Constituent: Barium Analysis Run 3/26/2024 11:29 AM View: Appendix I & III - Intrawell
Plant Wansley Data: Wansley Landfill

Sanitas™ v.10.0.16 . UG

Tukey's Outlier Screening

GWC-22

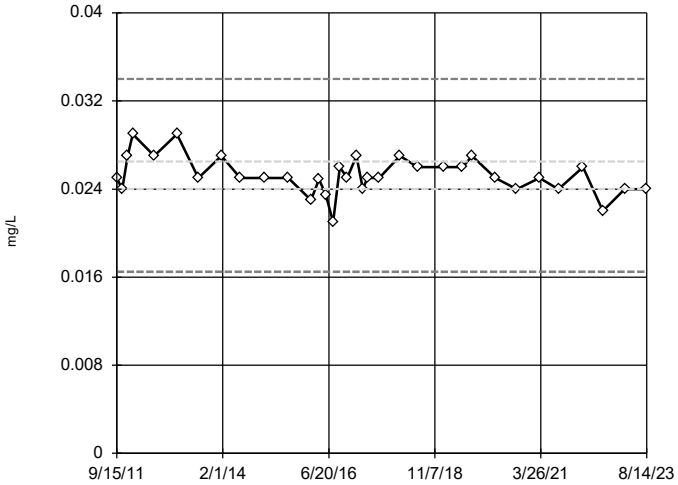

n = 34

No outliers found. Tukey's method selected by user.

Ladder of Powers transformations did not improve normality; analysis run on raw data.

High cutoff = 0.034, low cutoff = 0.0165, based on IQR multiplier of 3.

Constituent: Barium Analysis Run 3/26/2024 11:29 AM View: Appendix I & III - Intrawell
Plant Wansley Data: Wansley Landfill

Sanitas™ v.10.0.16 . UG

Tukey's Outlier Screening

GWC-23

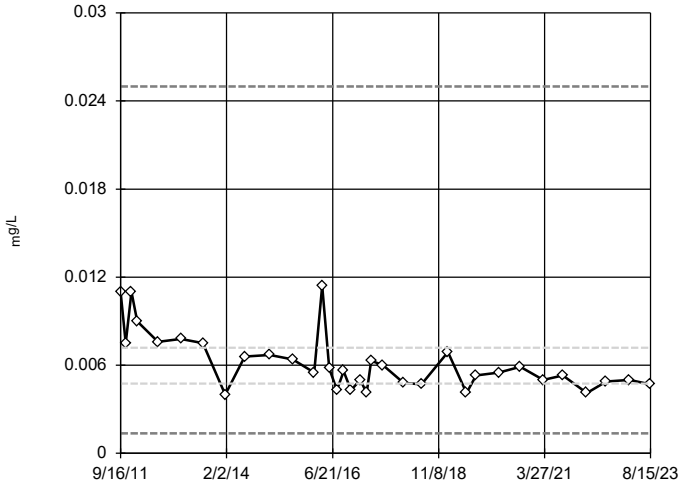

n = 34

No outliers found. Tukey's method selected by user.

Data were natural log transformed to achieve best W statistic (graph shown in original units).

High cutoff = 0.02499, low cutoff = 0.001367, based on IQR multiplier of 3.

Constituent: Barium Analysis Run 3/26/2024 11:29 AM View: Appendix I & III - Intrawell
Plant Wansley Data: Wansley Landfill

Sanitas™ v.10.0.16 . UG

Tukey's Outlier Screening

GWC-24

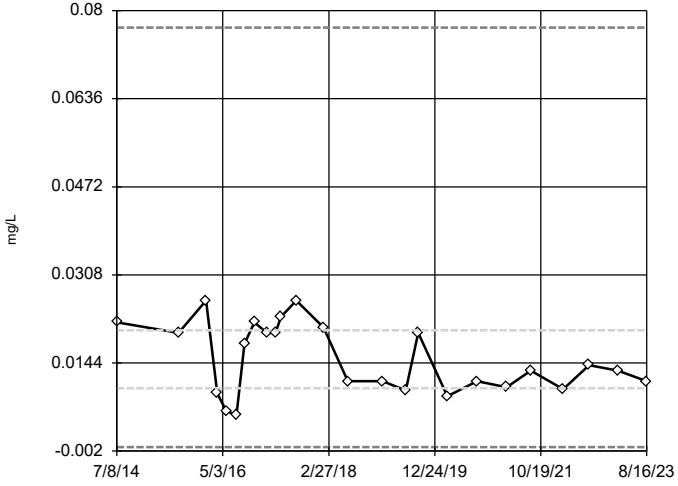

n = 25

No outliers found. Tukey's method selected by user.

Data were square root transformed to achieve best W statistic (graph shown in original units).

High cutoff = 0.07685, low cutoff = -0.001265, based on IQR multiplier of 3.

Constituent: Barium Analysis Run 3/26/2024 11:29 AM View: Appendix I & III - Intrawell
Plant Wansley Data: Wansley Landfill

Sanitas™ v.10.0.16 . UG

Tukey's Outlier Screening

GWC-25

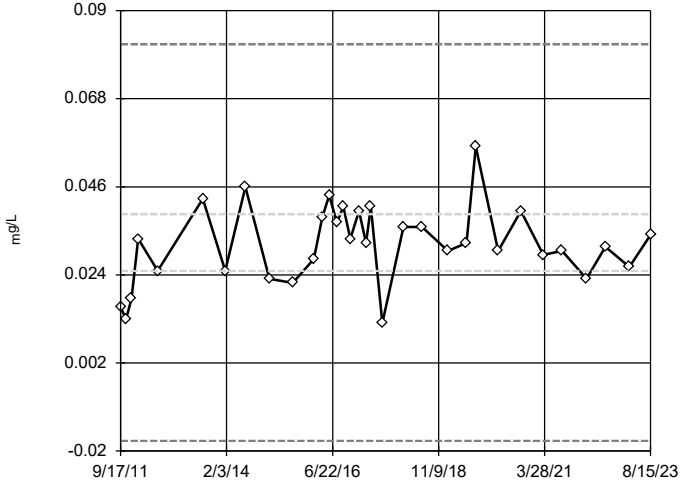

n = 33

No outliers found. Tukey's method selected by user.

Ladder of Powers transformations did not improve normality; analysis run on raw data.

High cutoff = 0.0816, low cutoff = -0.01745, based on IQR multiplier of 3.

Constituent: Barium Analysis Run 3/26/2024 11:29 AM View: Appendix I & III - Intrawell
Plant Wansley Data: Wansley Landfill

Sanitas™ v.10.0.16 . UG

Tukey's Outlier Screening

GWC-26

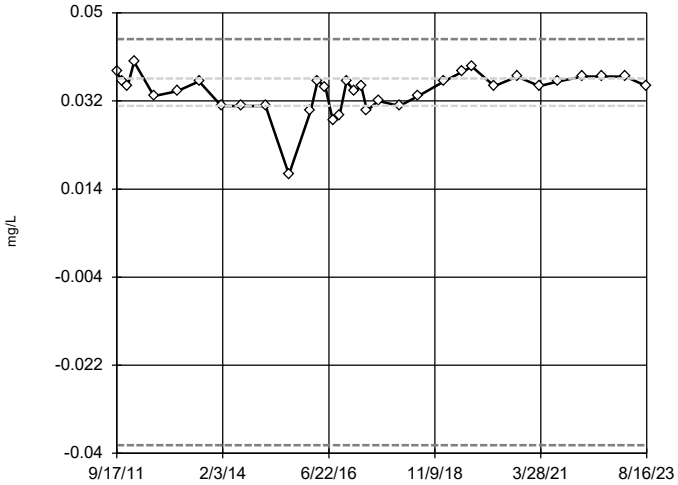

n = 34

No outliers found.
Tukey's method selected by user.

Data were x^5 transformed to achieve best W statistic (graph shown in original units).

High cutoff = 0.04463,
low cutoff = -0.03833,
based on IQR multiplier of 3.

Constituent: Barium Analysis Run 3/26/2024 11:29 AM View: Appendix I & III - Intrawell
Plant Wansley Data: Wansley Landfill

Sanitas™ v.10.0.16 . UG

Tukey's Outlier Screening

GWC-27

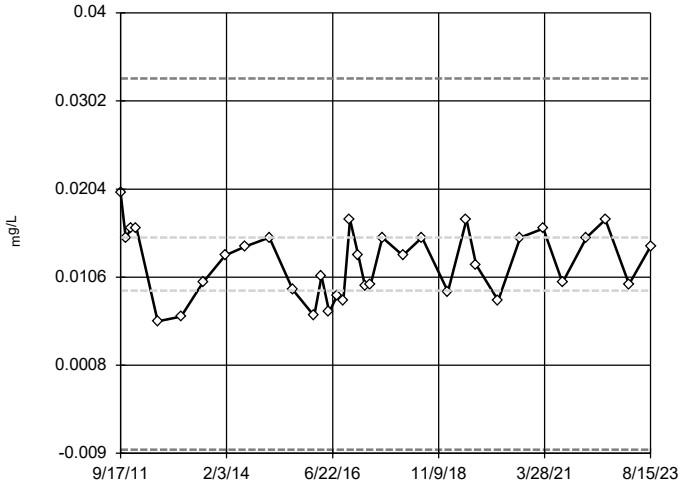

n = 34

No outliers found.
Tukey's method selected by user.

Ladder of Powers transformations did not improve normality; analysis run on raw data.

High cutoff = 0.0327,
low cutoff = -0.0086,
based on IQR multiplier of 3.

Constituent: Barium Analysis Run 3/26/2024 11:29 AM View: Appendix I & III - Intrawell
Plant Wansley Data: Wansley Landfill

Sanitas™ v.10.0.16 . UG

Tukey's Outlier Screening

GWC-30

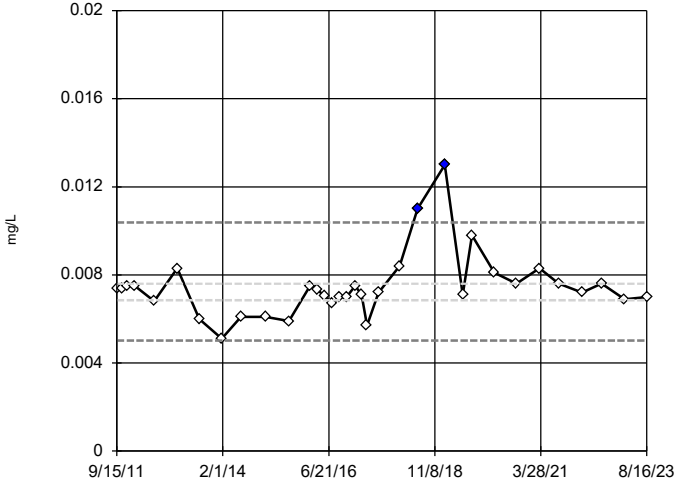

n = 34

Outliers are drawn as solid.
Tukey's method selected by user.

Data were natural log transformed to achieve best W statistic (graph shown in original units).

High cutoff = 0.01038,
low cutoff = 0.005015,
based on IQR multiplier of 3.

Constituent: Barium Analysis Run 3/26/2024 11:29 AM View: Appendix I & III - Intrawell
Plant Wansley Data: Wansley Landfill

Sanitas™ v.10.0.16 . UG

Tukey's Outlier Screening

GWC-31

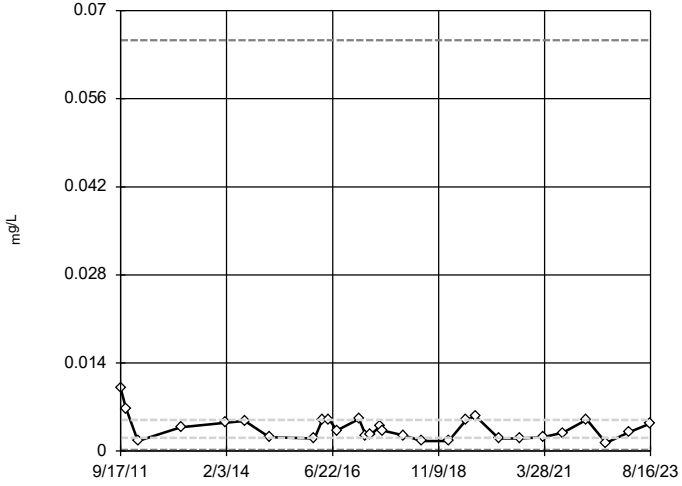

n = 29

No outliers found.
Tukey's method selected by user.

Data were natural log transformed to achieve best W statistic (graph shown in original units).

High cutoff = 0.0653,
low cutoff = 0.0001592,
based on IQR multiplier of 3.

Constituent: Barium Analysis Run 3/26/2024 11:29 AM View: Appendix I & III - Intrawell
Plant Wansley Data: Wansley Landfill

Sanitas™ v.10.0.16 . UG

Tukey's Outlier Screening

GWC-32

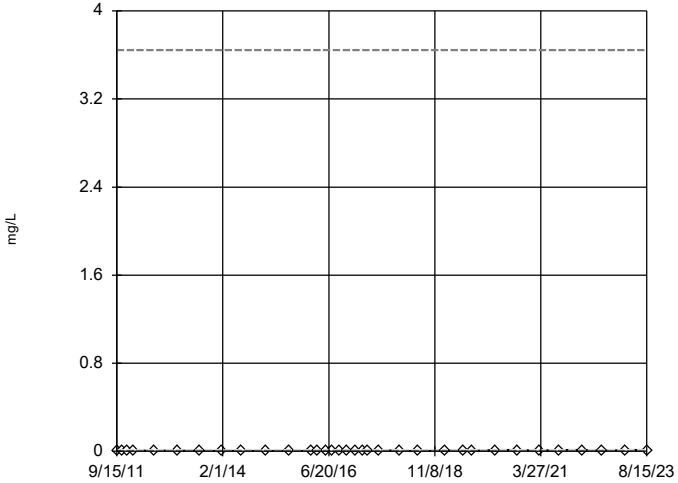

n = 34

No outliers found.
Tukey's method selected by user.

Data were natural log transformed to achieve best W statistic (graph shown in original units).

High cutoff = 3.644, low cutoff = 0.000003842, based on IQR multiplier of 3.

Constituent: Barium Analysis Run 3/26/2024 11:29 AM View: Appendix I & III - Intrawell
Plant Wansley Data: Wansley Landfill

Sanitas™ v.10.0.16 . UG

Tukey's Outlier Screening

GWC-33

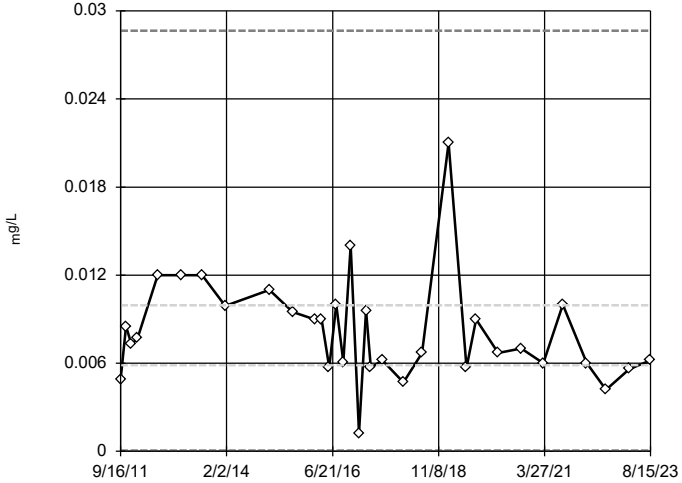

n = 33

No outliers found.
Tukey's method selected by user.

Data were square root transformed to achieve best W statistic (graph shown in original units).

High cutoff = 0.02865, low cutoff = 0.00004991, based on IQR multiplier of 3.

Constituent: Barium Analysis Run 3/26/2024 11:29 AM View: Appendix I & III - Intrawell
Plant Wansley Data: Wansley Landfill

Sanitas™ v.10.0.16 . UG

Tukey's Outlier Screening

GWC-34

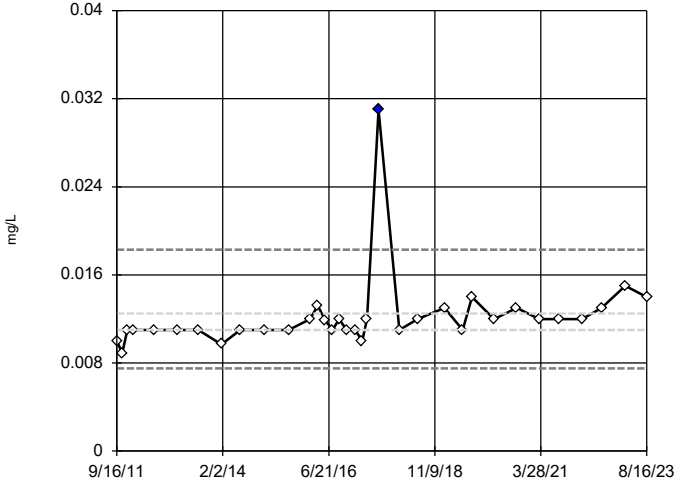

n = 34

Outlier is drawn as solid.
Tukey's method selected by user.

Data were natural log transformed to achieve best W statistic (graph shown in original units).

High cutoff = 0.01828, low cutoff = 0.007514, based on IQR multiplier of 3.

Constituent: Barium Analysis Run 3/26/2024 11:29 AM View: Appendix I & III - Intrawell
Plant Wansley Data: Wansley Landfill

Sanitas™ v.10.0.16 . UG

Tukey's Outlier Screening

GWC-35

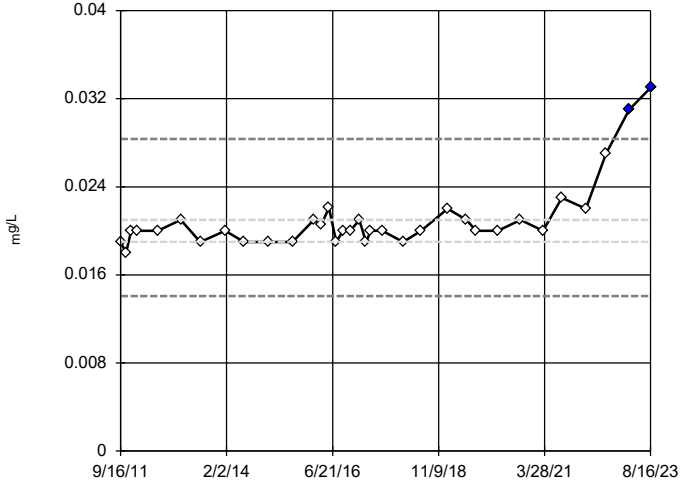

n = 34

Outliers are drawn as solid.
Tukey's method selected by user.

Data were natural log transformed to achieve best W statistic (graph shown in original units).

High cutoff = 0.02835, low cutoff = 0.01407, based on IQR multiplier of 3.

Constituent: Barium Analysis Run 3/26/2024 11:30 AM View: Appendix I & III - Intrawell
Plant Wansley Data: Wansley Landfill

Tukey's Outlier Screening

GWC-5

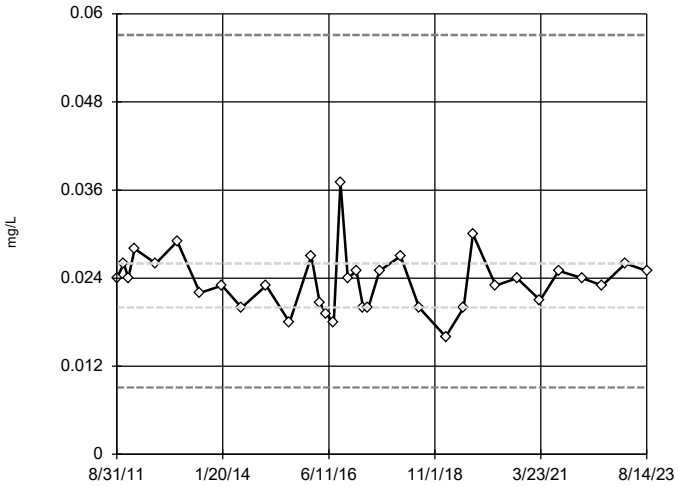

n = 34

No outliers found. Tukey's method selected by user.

Data were natural log transformed to achieve best W statistic (graph shown in original units).

High cutoff = 0.05712, low cutoff = 0.009103, based on IQR multiplier of 3.

Constituent: Barium Analysis Run 3/26/2024 11:30 AM View: Appendix I & III - Intrawell
Plant Wansley Data: Wansley Landfill

Sanitas™ v.10.0.16 . UG

Tukey's Outlier Screening

GWC-6

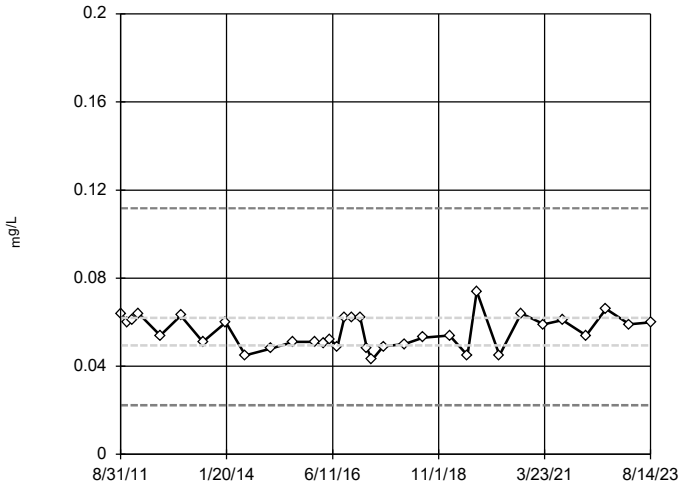

n = 34

No outliers found. Tukey's method selected by user.

Data were cube root transformed to achieve best W statistic (graph shown in original units).

High cutoff = 0.1117, low cutoff = 0.02226, based on IQR multiplier of 3.

Constituent: Barium Analysis Run 3/26/2024 11:30 AM View: Appendix I & III - Intrawell
Plant Wansley Data: Wansley Landfill

Sanitas™ v.10.0.16 . UG

Tukey's Outlier Screening

GWC-7

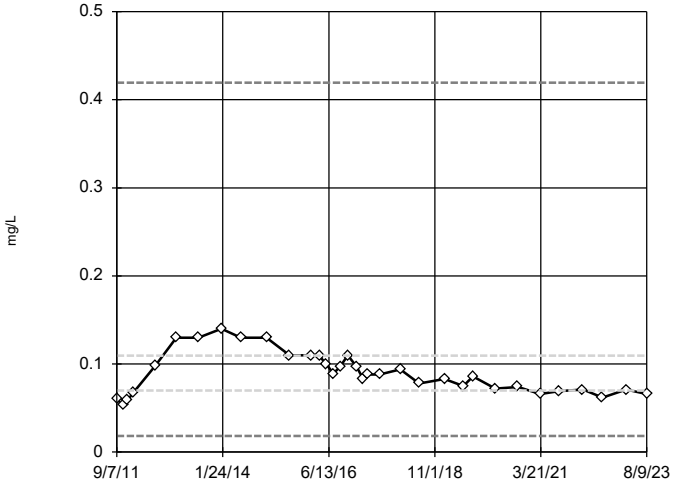

n = 34

No outliers found. Tukey's method selected by user.

Data were natural log transformed to achieve best W statistic (graph shown in original units).

High cutoff = 0.4193, low cutoff = 0.01828, based on IQR multiplier of 3.

Constituent: Barium Analysis Run 3/26/2024 11:30 AM View: Appendix I & III - Intrawell
Plant Wansley Data: Wansley Landfill

Sanitas™ v.10.0.16 . UG

Tukey's Outlier Screening

GWC-8

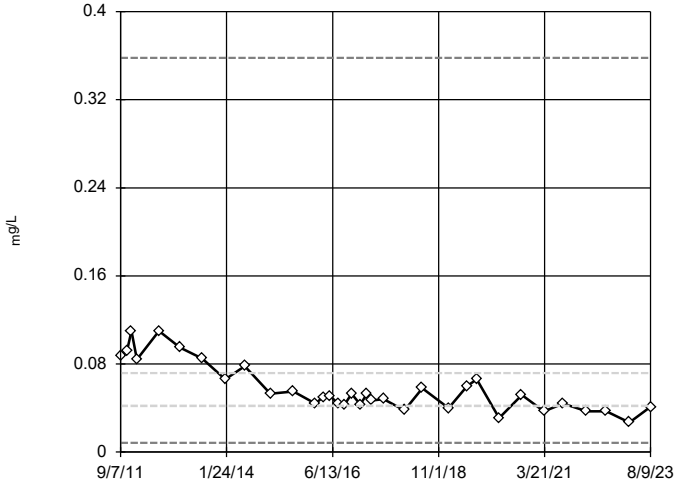

n = 34

No outliers found. Tukey's method selected by user.

Data were natural log transformed to achieve best W statistic (graph shown in original units).

High cutoff = 0.358, low cutoff = 0.008415, based on IQR multiplier of 3.

Constituent: Barium Analysis Run 3/26/2024 11:30 AM View: Appendix I & III - Intrawell
Plant Wansley Data: Wansley Landfill

Sanitas™ v.10.0.16 . UG

Tukey's Outlier Screening

GWC-9

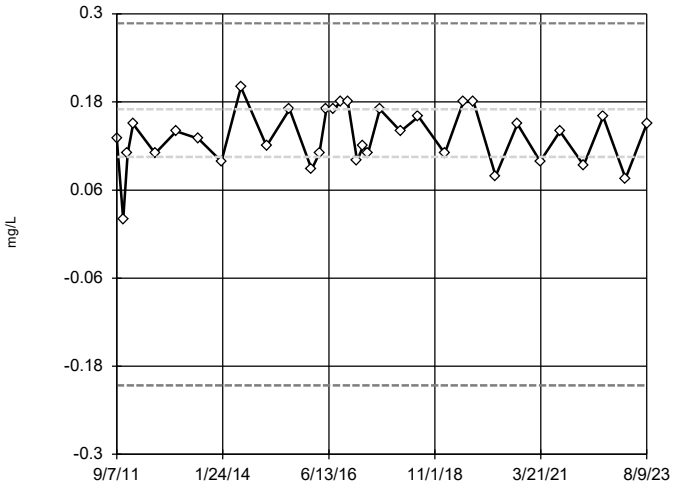

n = 34

No outliers found. Tukey's method selected by user.

Data were square transformed to achieve best W statistic (graph shown in original units).

High cutoff = 0.2871, low cutoff = -0.2062, based on IQR multiplier of 3.

Constituent: Barium Analysis Run 3/26/2024 11:30 AM View: Appendix I & III - Intrawell
Plant Wansley Data: Wansley Landfill

Sanitas™ v.10.0.16 . UG

Tukey's Outlier Screening

GWA-1 (bg)

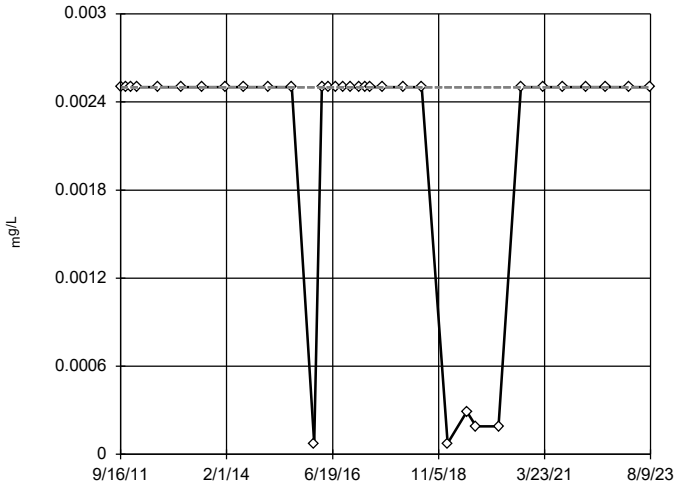

n = 34

No outliers found. Tukey's method selected by user.

Data were natural log transformed to achieve best W statistic (graph shown in original units).

The results were invalidated, because the lower and upper quartiles are equal.

Constituent: Beryllium Analysis Run 3/26/2024 11:30 AM View: Appendix I & III - Intrawell
Plant Wansley Data: Wansley Landfill

Sanitas™ v.10.0.16 . UG

Tukey's Outlier Screening

GWA-2 (bg)

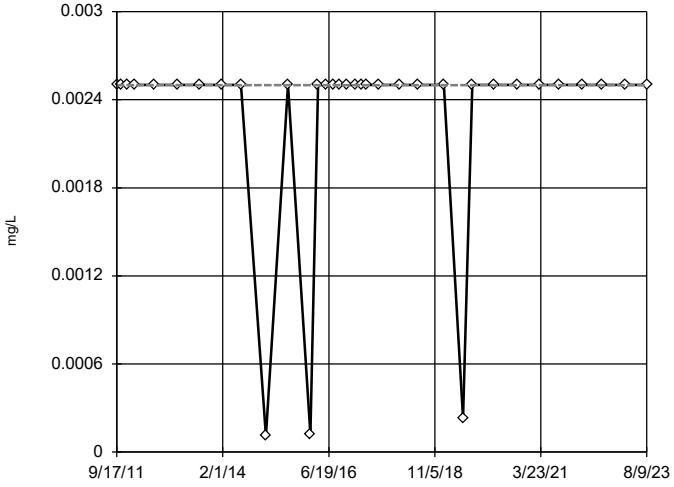

n = 34

No outliers found. Tukey's method selected by user.

Data were natural log transformed to achieve best W statistic (graph shown in original units).

The results were invalidated, because the lower and upper quartiles are equal.

Constituent: Beryllium Analysis Run 3/26/2024 11:30 AM View: Appendix I & III - Intrawell
Plant Wansley Data: Wansley Landfill

Sanitas™ v.10.0.16 . UG

Tukey's Outlier Screening

GWA-28 (bg)

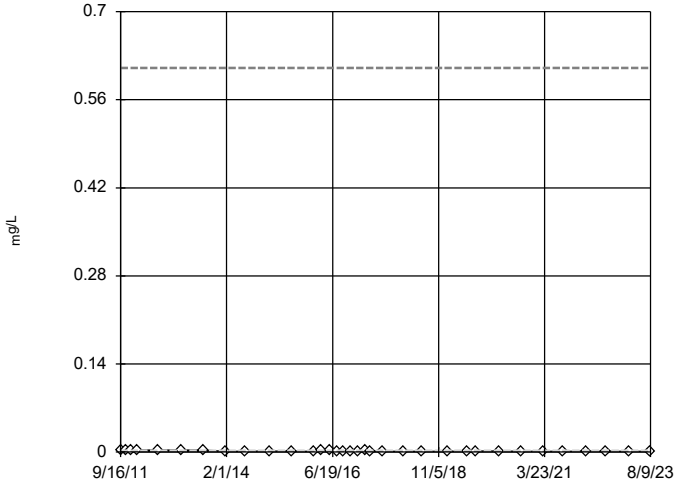

n = 34

No outliers found. Tukey's method selected by user.

Data were natural log transformed to achieve best W statistic (graph shown in original units).

High cutoff = 0.6104, low cutoff = 0.000001638, based on IQR multiplier of 3.

Constituent: Beryllium Analysis Run 3/26/2024 11:30 AM View: Appendix I & III - Intrawell
Plant Wansley Data: Wansley Landfill

Tukey's Outlier Screening

GWA-29 (bg)

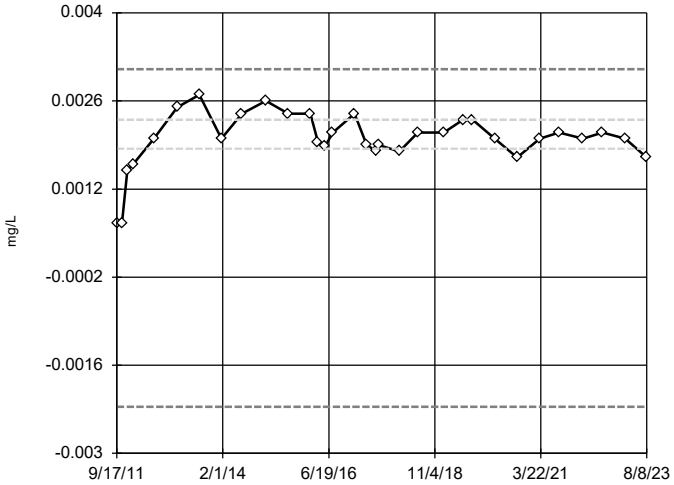

n = 32

No outliers found. Tukey's method selected by user.

Data were cube transformed to achieve best W statistic (graph shown in original units).

High cutoff = 0.003106, low cutoff = -0.00226, based on IQR multiplier of 3.

Constituent: Beryllium Analysis Run 3/26/2024 11:30 AM View: Appendix I & III - Intrawell
Plant Wansley Data: Wansley Landfill

Sanitas™ v.10.0.16 . UG

Tukey's Outlier Screening

GWA-3 (bg)

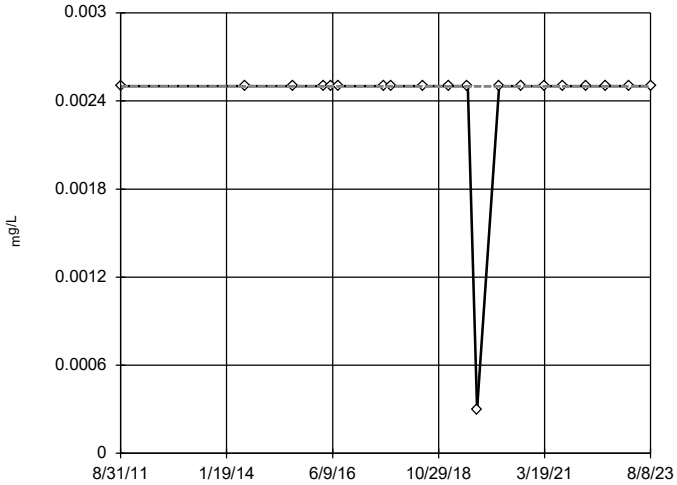

n = 20

No outliers found. Tukey's method selected by user.

Data were cube root transformed to achieve best W statistic (graph shown in original units).

The results were invalidated, because the lower and upper quartiles are equal.

Constituent: Beryllium Analysis Run 3/26/2024 11:30 AM View: Appendix I & III - Intrawell
Plant Wansley Data: Wansley Landfill

Sanitas™ v.10.0.16 . UG

Tukey's Outlier Screening

GWA-4 (bg)

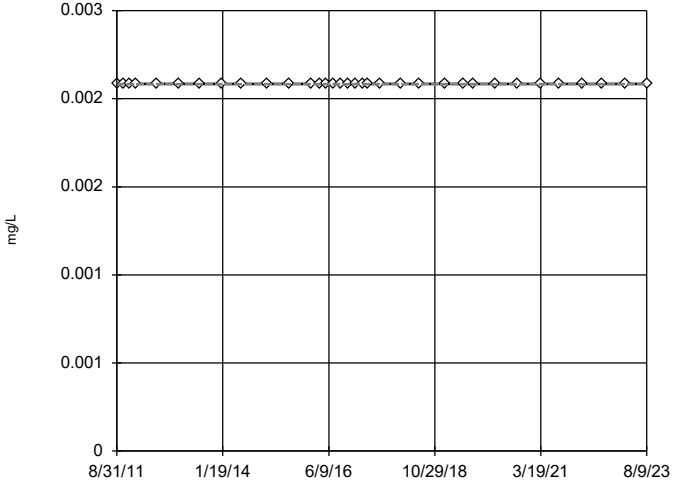

n = 34

No outliers found. Tukey's method selected by user.

Data were square root transformed to achieve best W statistic (graph shown in original units).

The results were invalidated, because the lower and upper quartiles are equal.

Constituent: Beryllium Analysis Run 3/26/2024 11:30 AM View: Appendix I & III - Intrawell
Plant Wansley Data: Wansley Landfill

Sanitas™ v.10.0.16 . UG

Tukey's Outlier Screening

GWC-10

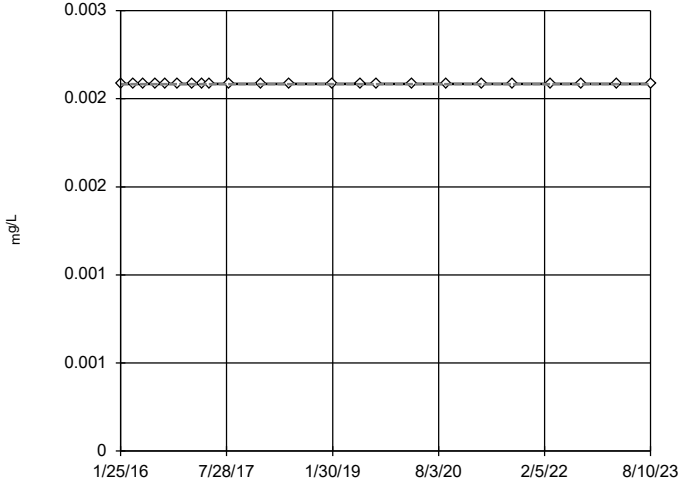

n = 23

No outliers found. Tukey's method selected by user.

Data were square root transformed to achieve best W statistic (graph shown in original units).

The results were invalidated, because the lower and upper quartiles are equal.

Constituent: Beryllium Analysis Run 3/26/2024 11:30 AM View: Appendix I & III - Intrawell
Plant Wansley Data: Wansley Landfill

Sanitas™ v.10.0.16 . UG

Tukey's Outlier Screening

GWC-11

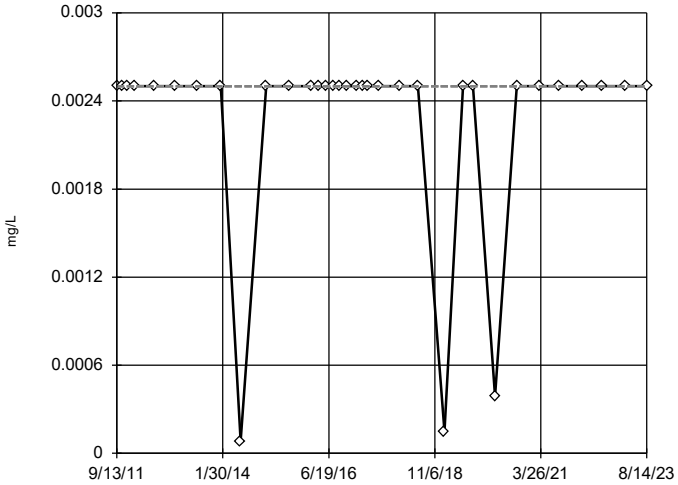

n = 34

No outliers found. Tukey's method selected by user.

Data were natural log transformed to achieve best W statistic (graph shown in original units).

The results were invalidated, because the lower and upper quartiles are equal.

Constituent: Beryllium Analysis Run 3/26/2024 11:30 AM View: Appendix I & III - Intrawell

Plant Wansley Data: Wansley Landfill

Sanitas™ v.10.0.16 . UG

Tukey's Outlier Screening

GWC-12

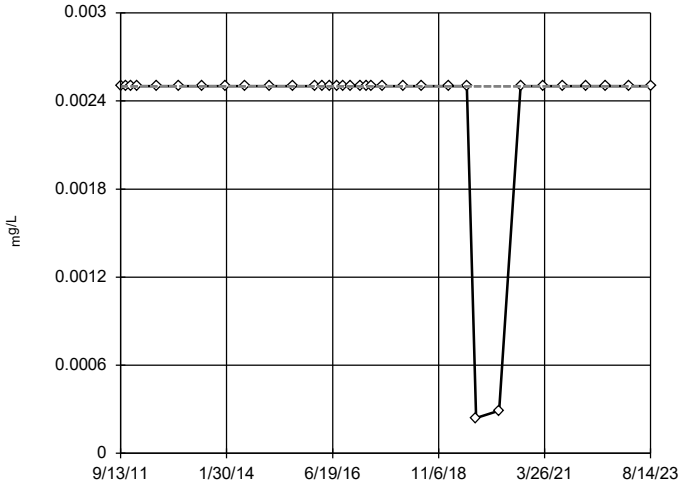

n = 34

No outliers found. Tukey's method selected by user.

Data were natural log transformed to achieve best W statistic (graph shown in original units).

The results were invalidated, because the lower and upper quartiles are equal.

Constituent: Beryllium Analysis Run 3/26/2024 11:30 AM View: Appendix I & III - Intrawell

Plant Wansley Data: Wansley Landfill

Sanitas™ v.10.0.16 . UG

Tukey's Outlier Screening

GWC-13

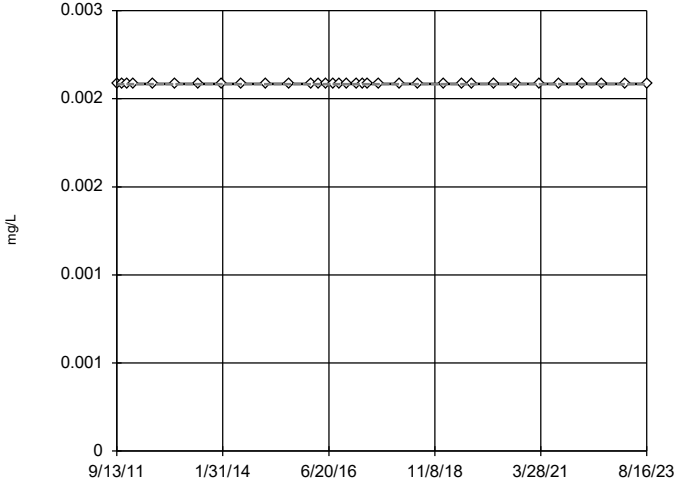

n = 34

No outliers found. Tukey's method selected by user.

Data were square root transformed to achieve best W statistic (graph shown in original units).

The results were invalidated, because the lower and upper quartiles are equal.

Constituent: Beryllium Analysis Run 3/26/2024 11:30 AM View: Appendix I & III - Intrawell

Plant Wansley Data: Wansley Landfill

Sanitas™ v.10.0.16 . UG

Tukey's Outlier Screening

GWC-14

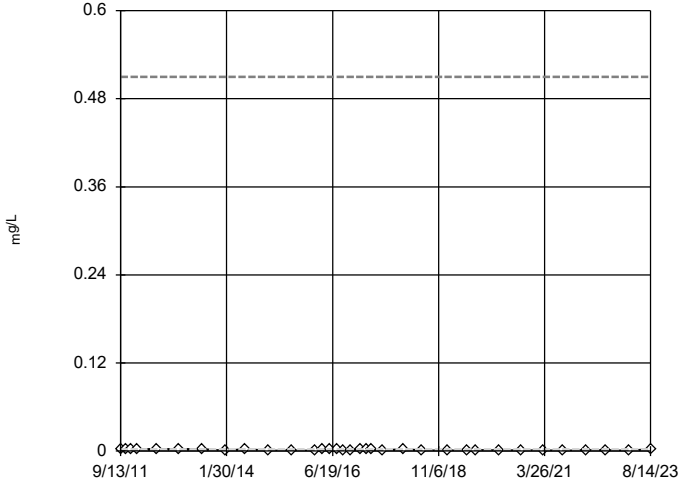

n = 34

No outliers found. Tukey's method selected by user.

Data were natural log transformed to achieve best W statistic (graph shown in original units).

High cutoff = 0.5098, low cutoff = 0.000002083, based on IQR multiplier of 3.

Constituent: Beryllium Analysis Run 3/26/2024 11:30 AM View: Appendix I & III - Intrawell

Plant Wansley Data: Wansley Landfill

Sanitas™ v.10.0.16 . UG

Tukey's Outlier Screening

GWC-15

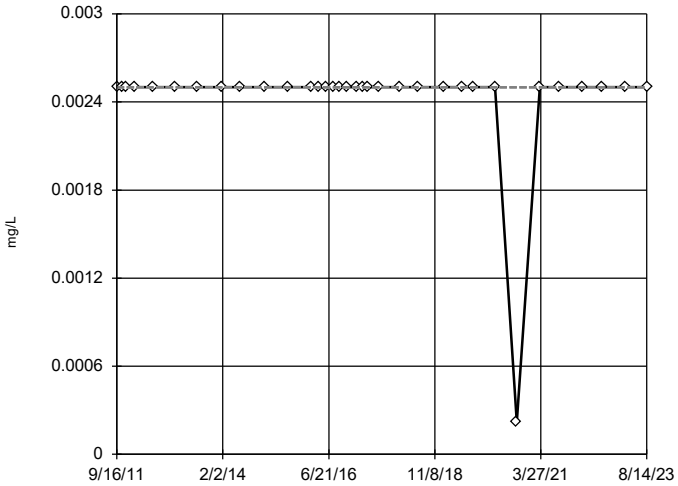

n = 34

No outliers found. Tukey's method selected by user.

Data were cube transformed to achieve best W statistic (graph shown in original units).

The results were invalidated, because the lower and upper quartiles are equal.

Constituent: Beryllium Analysis Run 3/26/2024 11:30 AM View: Appendix I & III - Intrawell

Plant Wansley Data: Wansley Landfill

Sanitas™ v.10.0.16 . UG

Tukey's Outlier Screening

GWC-16

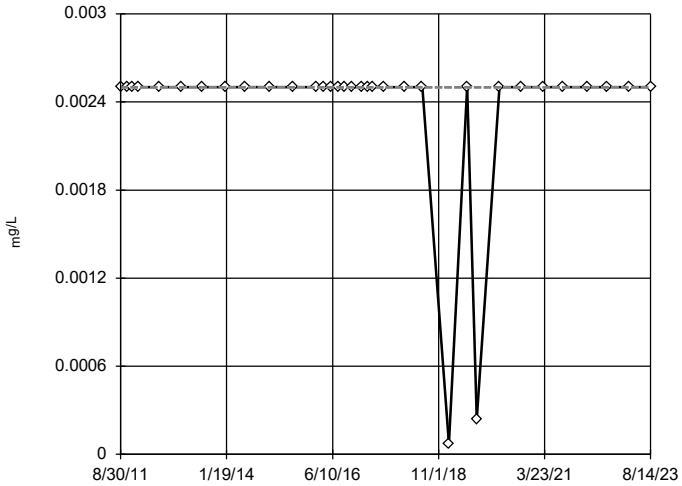

n = 34

No outliers found. Tukey's method selected by user.

Data were natural log transformed to achieve best W statistic (graph shown in original units).

The results were invalidated, because the lower and upper quartiles are equal.

Constituent: Beryllium Analysis Run 3/26/2024 11:30 AM View: Appendix I & III - Intrawell

Plant Wansley Data: Wansley Landfill

Sanitas™ v.10.0.16 . UG

Tukey's Outlier Screening

GWC-17

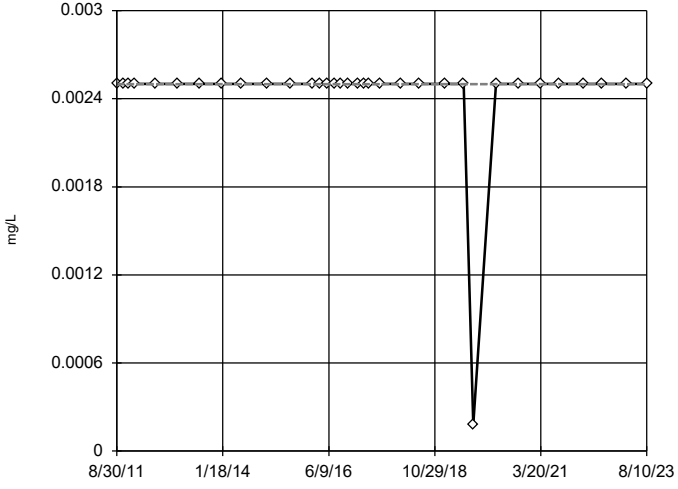

n = 34

No outliers found. Tukey's method selected by user.

Data were cube transformed to achieve best W statistic (graph shown in original units).

The results were invalidated, because the lower and upper quartiles are equal.

Constituent: Beryllium Analysis Run 3/26/2024 11:30 AM View: Appendix I & III - Intrawell

Plant Wansley Data: Wansley Landfill

Sanitas™ v.10.0.16 . UG

Tukey's Outlier Screening

GWC-18

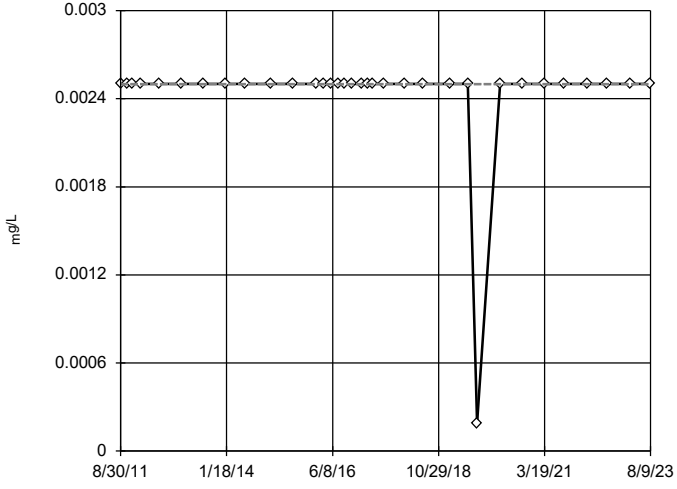

n = 34

No outliers found. Tukey's method selected by user.

Data were x^6 transformed to achieve best W statistic (graph shown in original units).

The results were invalidated, because the lower and upper quartiles are equal.

Constituent: Beryllium Analysis Run 3/26/2024 11:30 AM View: Appendix I & III - Intrawell

Plant Wansley Data: Wansley Landfill

Sanitas™ v.10.0.16 . UG

Tukey's Outlier Screening

GWC-19

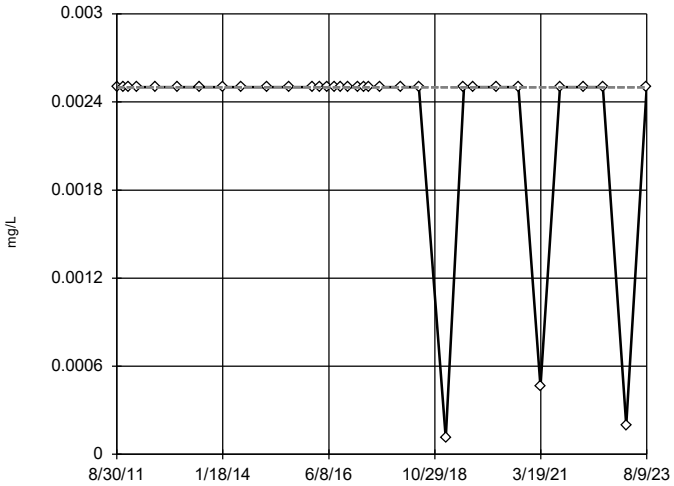

n = 34

No outliers found. Tukey's method selected by user.

Data were natural log transformed to achieve best W statistic (graph shown in original units).

The results were invalidated, because the lower and upper quartiles are equal.

Constituent: Beryllium Analysis Run 3/26/2024 11:30 AM View: Appendix I & III - Intrawell

Plant Wansley Data: Wansley Landfill

Sanitas™ v.10.0.16 . UG

Tukey's Outlier Screening

GWC-20

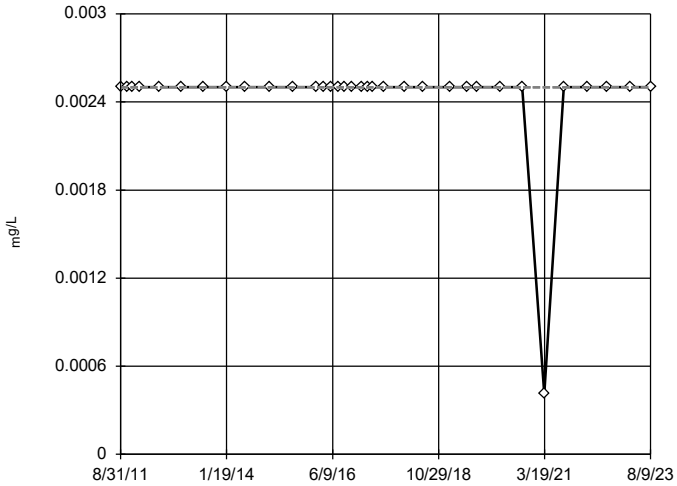

n = 34

No outliers found. Tukey's method selected by user.

Data were cube transformed to achieve best W statistic (graph shown in original units).

The results were invalidated, because the lower and upper quartiles are equal.

Constituent: Beryllium Analysis Run 3/26/2024 11:30 AM View: Appendix I & III - Intrawell

Plant Wansley Data: Wansley Landfill

Sanitas™ v.10.0.16 . UG

Tukey's Outlier Screening

GWC-21

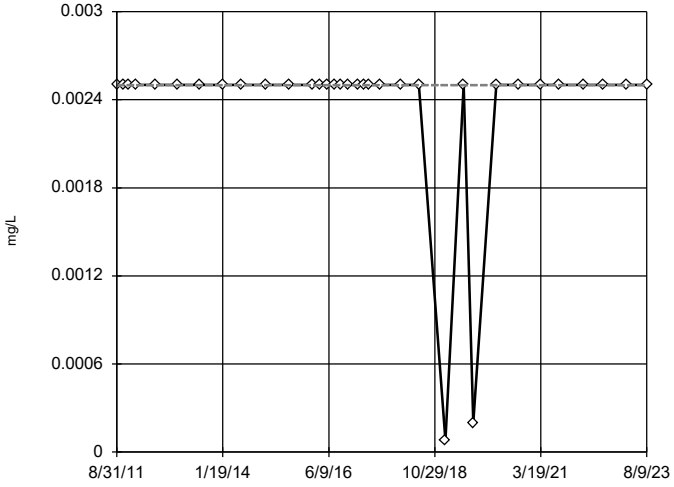

n = 34

No outliers found. Tukey's method selected by user.

Data were natural log transformed to achieve best W statistic (graph shown in original units).

The results were invalidated, because the lower and upper quartiles are equal.

Constituent: Beryllium Analysis Run 3/26/2024 11:30 AM View: Appendix I & III - Intrawell

Plant Wansley Data: Wansley Landfill

Sanitas™ v.10.0.16 . UG

Tukey's Outlier Screening

GWC-22

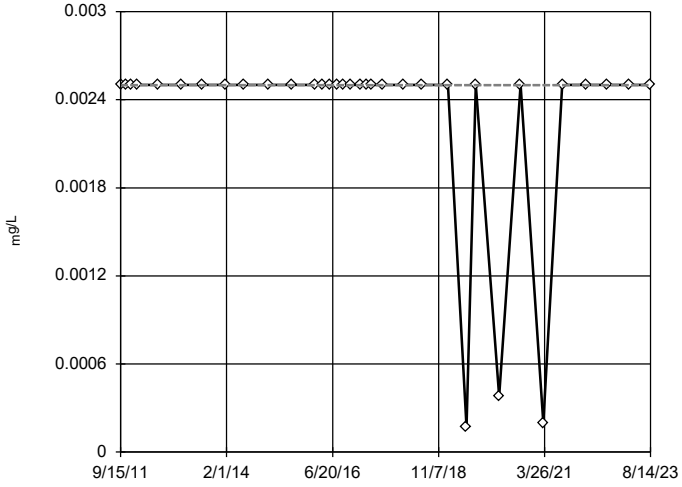

n = 34

No outliers found. Tukey's method selected by user.

Data were natural log transformed to achieve best W statistic (graph shown in original units).

The results were invalidated, because the lower and upper quartiles are equal.

Constituent: Beryllium Analysis Run 3/26/2024 11:30 AM View: Appendix I & III - Intrawell

Plant Wansley Data: Wansley Landfill

Sanitas™ v.10.0.16 . UG

Tukey's Outlier Screening

GWC-23

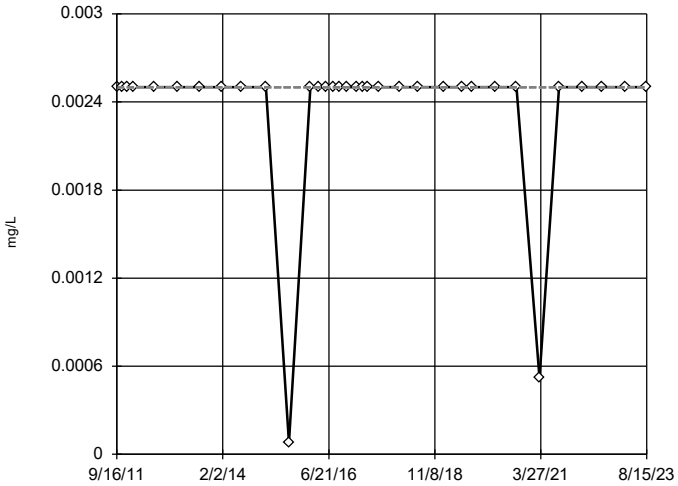

n = 34

No outliers found. Tukey's method selected by user.

Data were square root transformed to achieve best W statistic (graph shown in original units).

The results were invalidated, because the lower and upper quartiles are equal.

Constituent: Beryllium Analysis Run 3/26/2024 11:30 AM View: Appendix I & III - Intrawell
Plant Wansley Data: Wansley Landfill

Sanitas™ v.10.0.16 . UG

Tukey's Outlier Screening

GWC-24

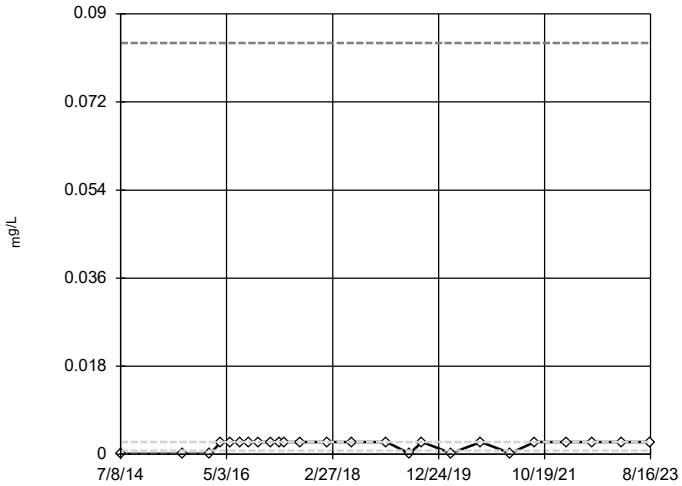

n = 25

No outliers found. Tukey's method selected by user.

Data were natural log transformed to achieve best W statistic (graph shown in original units).

High cutoff = 0.08405, low cutoff = 0.00002304, based on IQR multiplier of 3.

Constituent: Beryllium Analysis Run 3/26/2024 11:30 AM View: Appendix I & III - Intrawell
Plant Wansley Data: Wansley Landfill

Sanitas™ v.10.0.16 . UG

Tukey's Outlier Screening

GWC-25

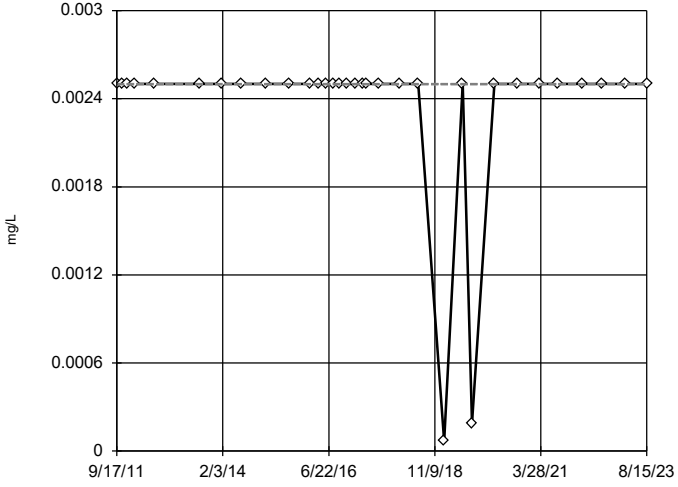

n = 33

No outliers found. Tukey's method selected by user.

Data were natural log transformed to achieve best W statistic (graph shown in original units).

The results were invalidated, because the lower and upper quartiles are equal.

Constituent: Beryllium Analysis Run 3/26/2024 11:30 AM View: Appendix I & III - Intrawell
Plant Wansley Data: Wansley Landfill

Sanitas™ v.10.0.16 . UG

Tukey's Outlier Screening

GWC-26

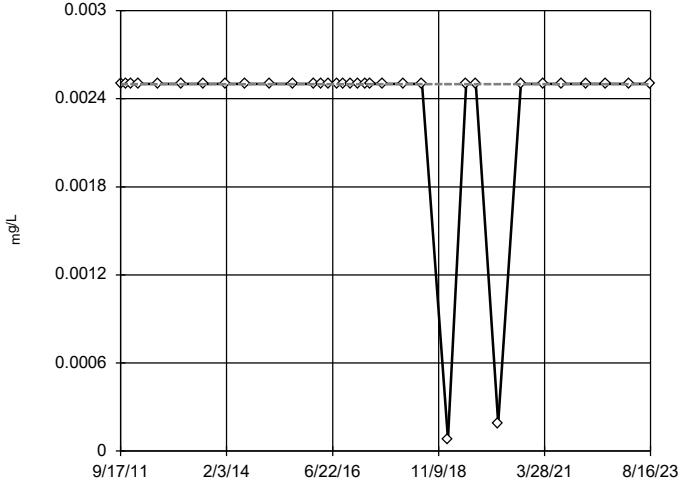

n = 34

No outliers found. Tukey's method selected by user.

Data were natural log transformed to achieve best W statistic (graph shown in original units).

The results were invalidated, because the lower and upper quartiles are equal.

Constituent: Beryllium Analysis Run 3/26/2024 11:30 AM View: Appendix I & III - Intrawell
Plant Wansley Data: Wansley Landfill

Sanitas™ v.10.0.16 . UG

Tukey's Outlier Screening

GWC-27

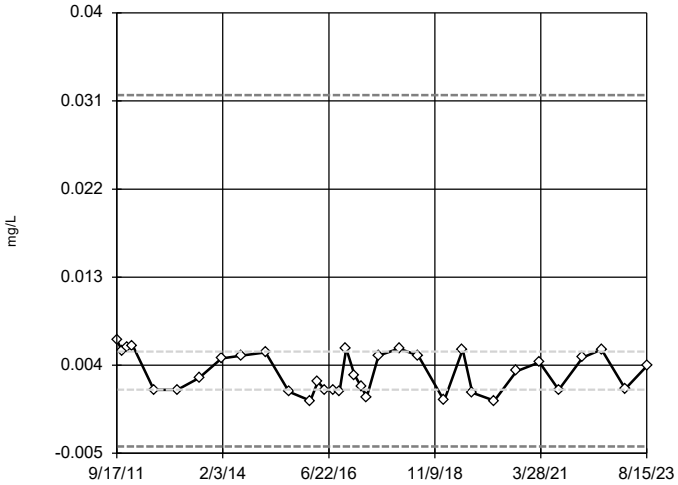

n = 34

No outliers found. Tukey's method selected by user.

Data were square root transformed to achieve best W statistic (graph shown in original units).

High cutoff = 0.03159, low cutoff = -0.004294, based on IQR multiplier of 3.

Constituent: Beryllium Analysis Run 3/26/2024 11:30 AM View: Appendix I & III - Intrawell
Plant Wansley Data: Wansley Landfill

Sanitas™ v.10.0.16 . UG

Tukey's Outlier Screening

GWC-30

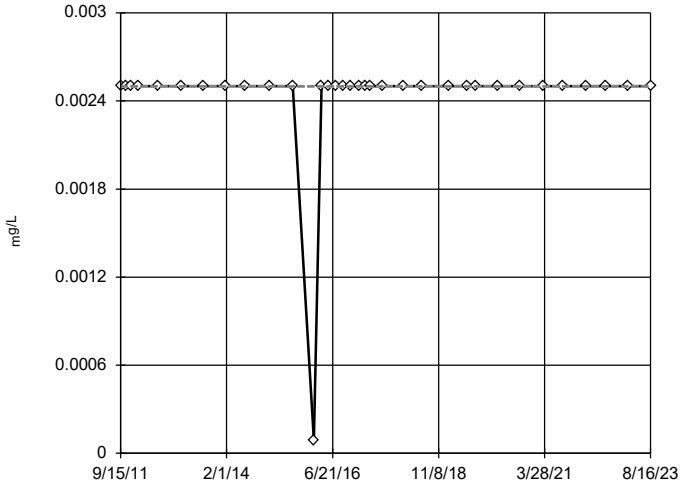

n = 34

No outliers found. Tukey's method selected by user.

Data were square transformed to achieve best W statistic (graph shown in original units).

The results were invalidated, because the lower and upper quartiles are equal.

Constituent: Beryllium Analysis Run 3/26/2024 11:30 AM View: Appendix I & III - Intrawell
Plant Wansley Data: Wansley Landfill

Sanitas™ v.10.0.16 . UG

Tukey's Outlier Screening

GWC-31

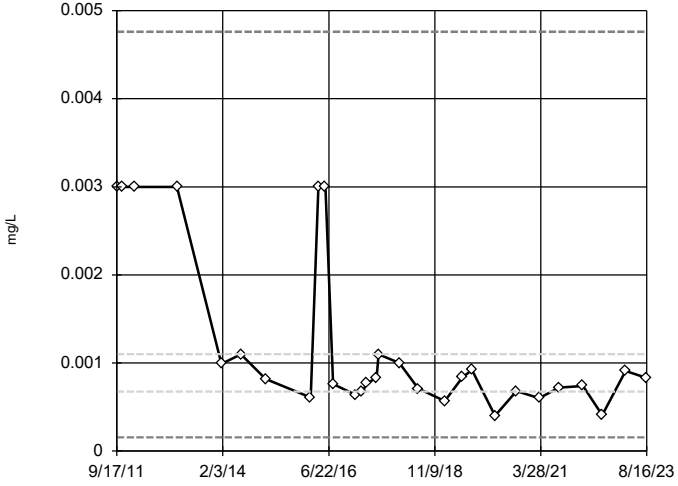

n = 29

No outliers found. Tukey's method selected by user.

Data were natural log transformed to achieve best W statistic (graph shown in original units).

High cutoff = 0.004761, low cutoff = 0.000156, based on IQR multiplier of 3.

Constituent: Beryllium Analysis Run 3/26/2024 11:30 AM View: Appendix I & III - Intrawell
Plant Wansley Data: Wansley Landfill

Sanitas™ v.10.0.16 . UG

Tukey's Outlier Screening

GWC-32

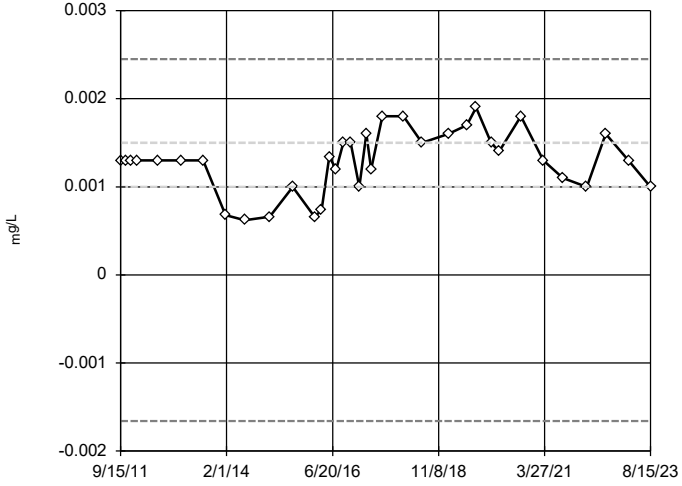

n = 35

No outliers found. Tukey's method selected by user.

Data were square transformed to achieve best W statistic (graph shown in original units).

High cutoff = 0.002449, low cutoff = -0.001658, based on IQR multiplier of 3.

Constituent: Beryllium Analysis Run 3/26/2024 11:30 AM View: Appendix I & III - Intrawell
Plant Wansley Data: Wansley Landfill

Sanitas™ v.10.0.16 . UG

Tukey's Outlier Screening

GWC-33

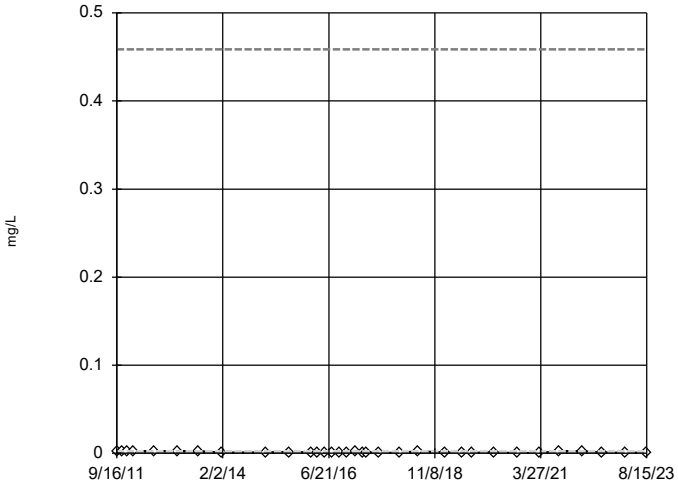

n = 33

No outliers found. Tukey's method selected by user.

Data were natural log transformed to achieve best W statistic (graph shown in original units).

High cutoff = 0.4586, low cutoff = 0.000002399, based on IQR multiplier of 3.

Constituent: Beryllium Analysis Run 3/26/2024 11:30 AM View: Appendix I & III - Intrawell
Plant Wansley Data: Wansley Landfill

Sanitas™ v.10.0.16 . UG

Tukey's Outlier Screening

GWC-34

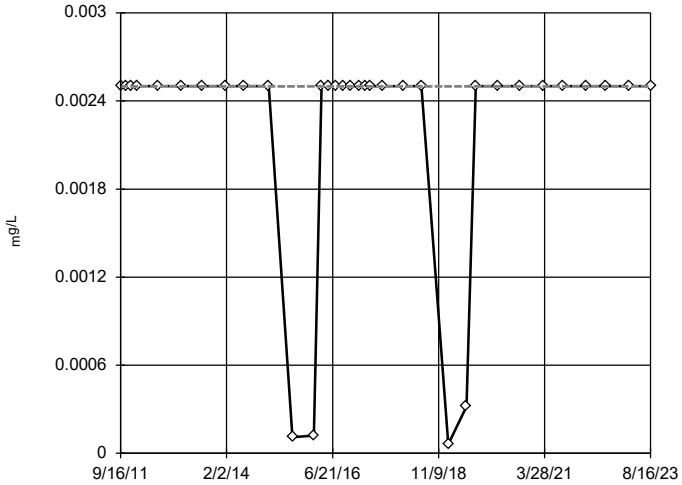

n = 34

No outliers found. Tukey's method selected by user.

Data were natural log transformed to achieve best W statistic (graph shown in original units).

The results were invalidated, because the lower and upper quartiles are equal.

Constituent: Beryllium Analysis Run 3/26/2024 11:30 AM View: Appendix I & III - Intrawell
Plant Wansley Data: Wansley Landfill

Sanitas™ v.10.0.16 . UG

Tukey's Outlier Screening

GWC-35

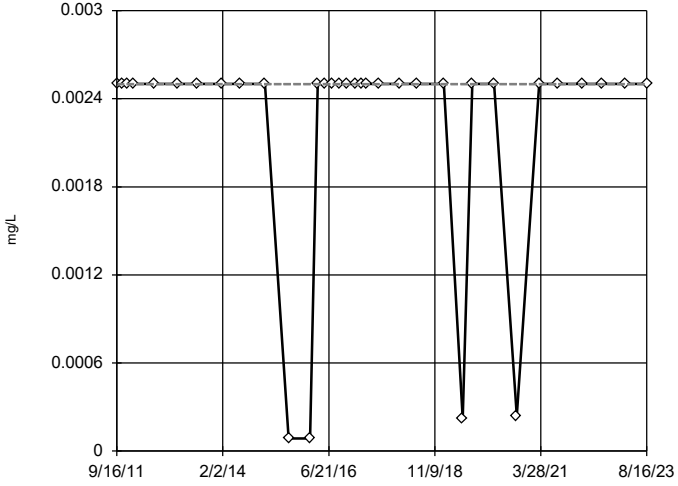

n = 34

No outliers found. Tukey's method selected by user.

Data were natural log transformed to achieve best W statistic (graph shown in original units).

The results were invalidated, because the lower and upper quartiles are equal.

Constituent: Beryllium Analysis Run 3/26/2024 11:30 AM View: Appendix I & III - Intrawell
Plant Wansley Data: Wansley Landfill

Sanitas™ v.10.0.16 . UG

Tukey's Outlier Screening

GWC-5

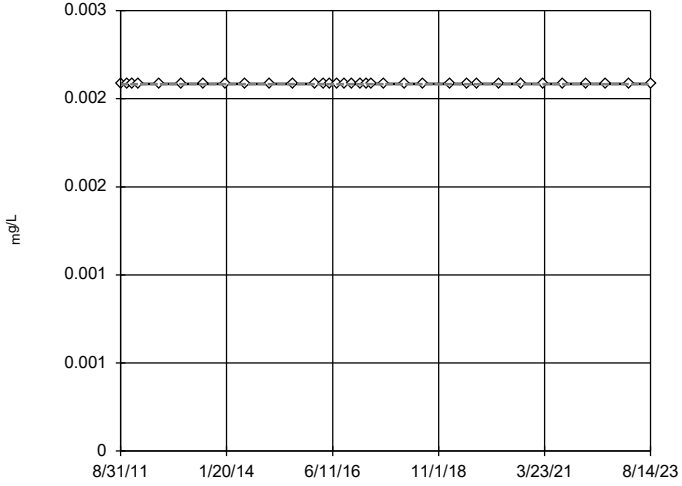

n = 34

No outliers found. Tukey's method selected by user.

Data were square root transformed to achieve best W statistic (graph shown in original units).

The results were invalidated, because the lower and upper quartiles are equal.

Constituent: Beryllium Analysis Run 3/26/2024 11:30 AM View: Appendix I & III - Intrawell
Plant Wansley Data: Wansley Landfill

Sanitas™ v.10.0.16 . UG

Tukey's Outlier Screening

GWC-6

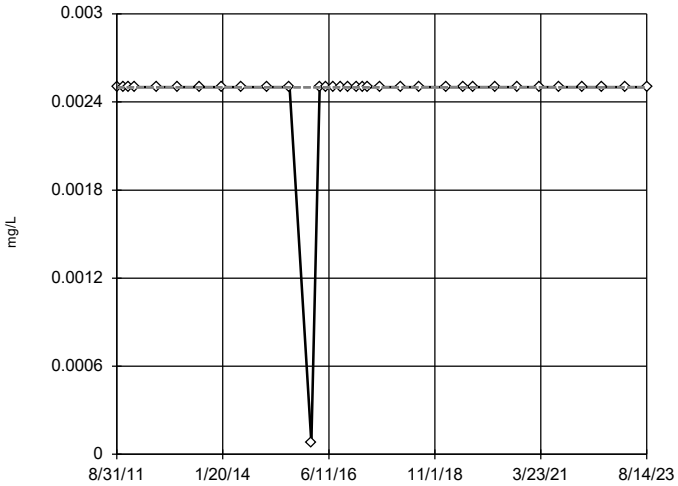

n = 34

No outliers found. Tukey's method selected by user.

Data were square root transformed to achieve best W statistic (graph shown in original units).

The results were invalidated, because the lower and upper quartiles are equal.

Constituent: Beryllium Analysis Run 3/26/2024 11:30 AM View: Appendix I & III - Intrawell
Plant Wansley Data: Wansley Landfill

Sanitas™ v.10.0.16 . UG

Tukey's Outlier Screening

GWC-7

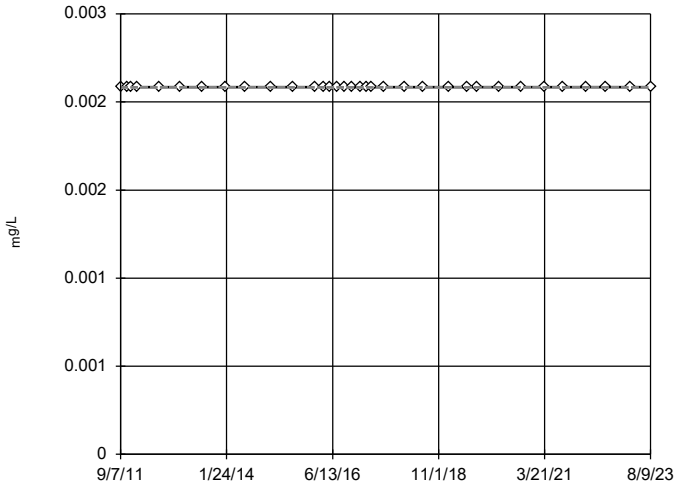

n = 34

No outliers found. Tukey's method selected by user.

Data were square root transformed to achieve best W statistic (graph shown in original units).

The results were invalidated, because the lower and upper quartiles are equal.

Constituent: Beryllium Analysis Run 3/26/2024 11:30 AM View: Appendix I & III - Intrawell
Plant Wansley Data: Wansley Landfill

Sanitas™ v.10.0.16 . UG

Tukey's Outlier Screening

GWC-8

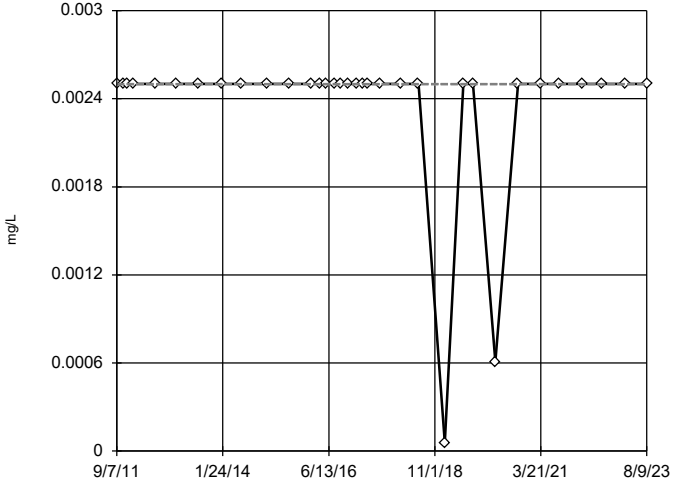

n = 34

No outliers found. Tukey's method selected by user.

Ladder of Powers transformations did not improve normality; analysis run on raw data.

The results were invalidated, because the lower and upper quartiles are equal.

Constituent: Beryllium Analysis Run 3/26/2024 11:30 AM View: Appendix I & III - Intrawell
Plant Wansley Data: Wansley Landfill

Sanitas™ v.10.0.16 . UG

Tukey's Outlier Screening

GWC-9

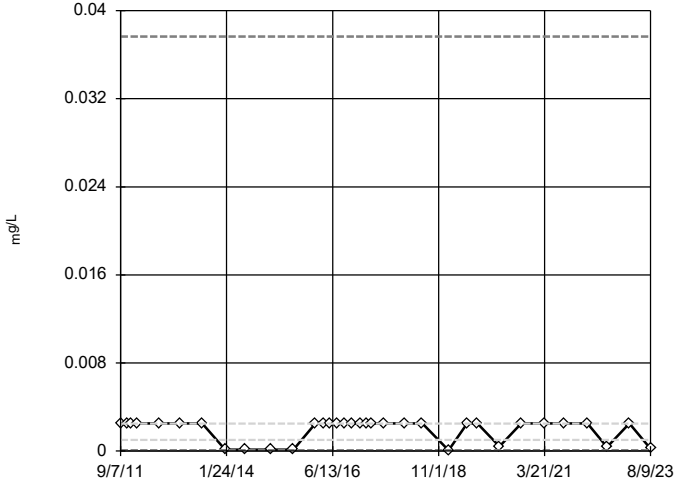

n = 34

No outliers found. Tukey's method selected by user.

Data were natural log transformed to achieve best W statistic (graph shown in original units).

High cutoff = 0.03764, low cutoff = 0.00006724, based on IQR multiplier of 3.

Constituent: Beryllium Analysis Run 3/26/2024 11:30 AM View: Appendix I & III - Intrawell
Plant Wansley Data: Wansley Landfill

Sanitas™ v.10.0.16 . UG

Tukey's Outlier Screening

GWA-1 (bg)

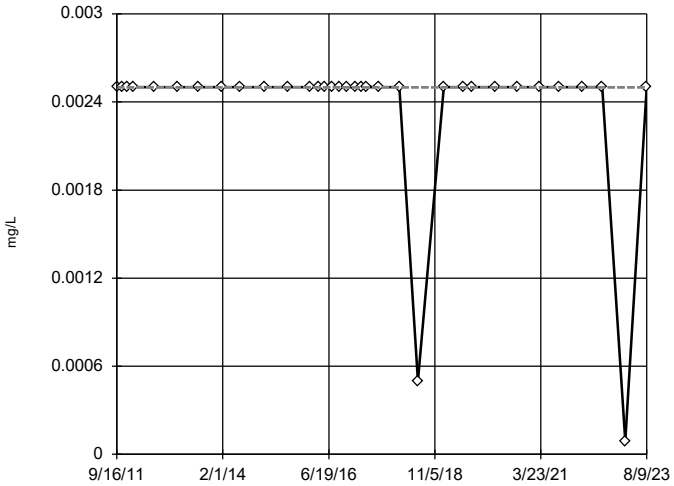

n = 34

No outliers found. Tukey's method selected by user.

Data were square root transformed to achieve best W statistic (graph shown in original units).

The results were invalidated, because the lower and upper quartiles are equal.

Constituent: Cadmium Analysis Run 3/26/2024 11:30 AM View: Appendix I & III - Intrawell
Plant Wansley Data: Wansley Landfill

Sanitas™ v.10.0.16 . UG

Tukey's Outlier Screening

GWA-2 (bg)

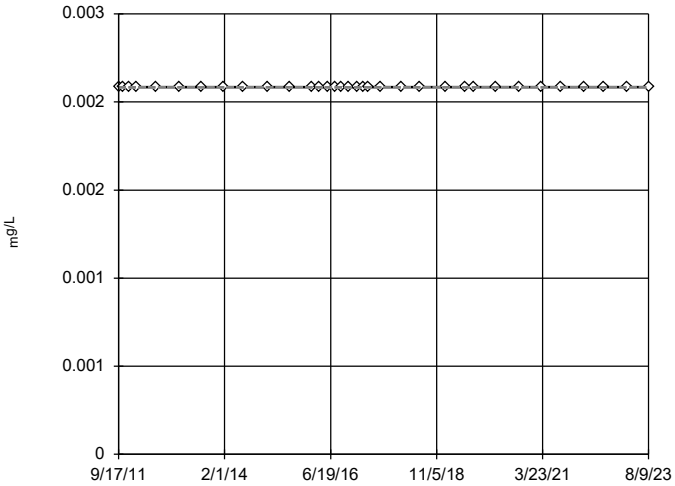

n = 34

No outliers found. Tukey's method selected by user.

Data were square root transformed to achieve best W statistic (graph shown in original units).

The results were invalidated, because the lower and upper quartiles are equal.

Constituent: Cadmium Analysis Run 3/26/2024 11:30 AM View: Appendix I & III - Intrawell
Plant Wansley Data: Wansley Landfill

Sanitas™ v.10.0.16 . UG

Tukey's Outlier Screening

GWA-28 (bg)

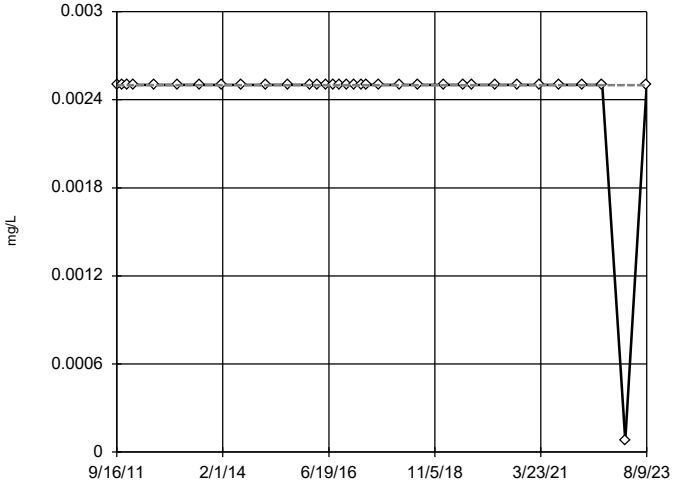

n = 34

No outliers found. Tukey's method selected by user.

Data were natural log transformed to achieve best W statistic (graph shown in original units).

The results were invalidated, because the lower and upper quartiles are equal.

Constituent: Cadmium Analysis Run 3/26/2024 11:30 AM View: Appendix I & III - Intrawell
Plant Wansley Data: Wansley Landfill

Sanitas™ v.10.0.16 . UG

Tukey's Outlier Screening

GWA-29 (bg)

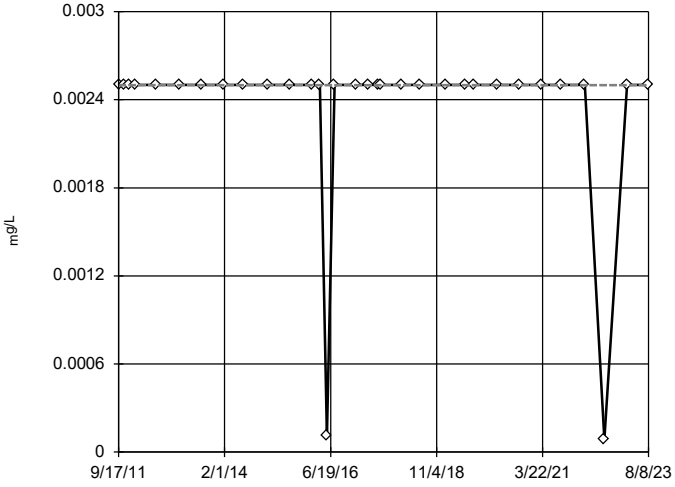

n = 32

No outliers found. Tukey's method selected by user.

Data were natural log transformed to achieve best W statistic (graph shown in original units).

The results were invalidated, because the lower and upper quartiles are equal.

Constituent: Cadmium Analysis Run 3/26/2024 11:30 AM View: Appendix I & III - Intrawell
Plant Wansley Data: Wansley Landfill

Tukey's Outlier Screening

GWA-3 (bg)

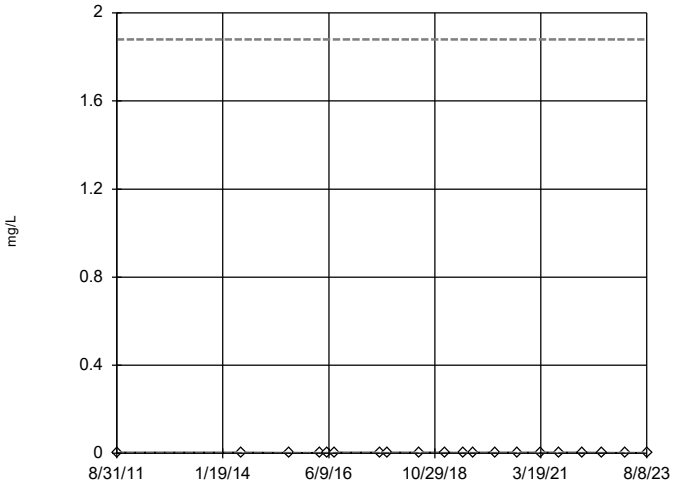

n = 20

No outliers found. Tukey's method selected by user.

Data were natural log transformed to achieve best W statistic (graph shown in original units).

High cutoff = 1.879, low cutoff = 3.7e-7, based on IQR multiplier of 3.

Constituent: Cadmium Analysis Run 3/26/2024 11:30 AM View: Appendix I & III - Intrawell
Plant Wansley Data: Wansley Landfill

Sanitas™ v.10.0.16 . UG

Tukey's Outlier Screening

GWA-4 (bg)

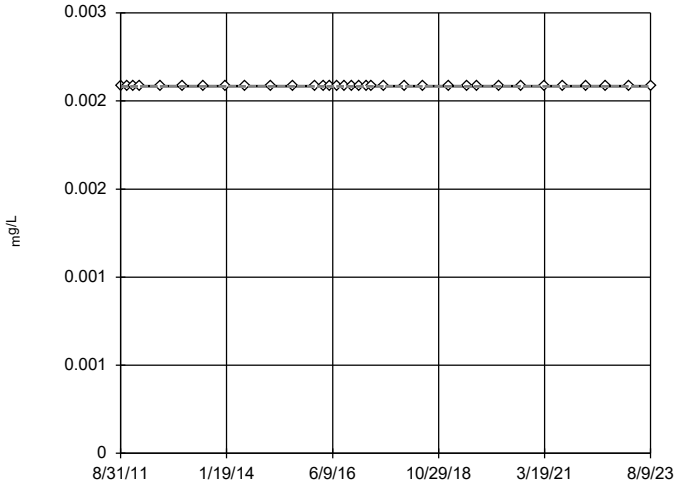

n = 34

No outliers found. Tukey's method selected by user.

Data were square root transformed to achieve best W statistic (graph shown in original units).

The results were invalidated, because the lower and upper quartiles are equal.

Constituent: Cadmium Analysis Run 3/26/2024 11:30 AM View: Appendix I & III - Intrawell
Plant Wansley Data: Wansley Landfill

Sanitas™ v.10.0.16 . UG

Tukey's Outlier Screening

GWC-10

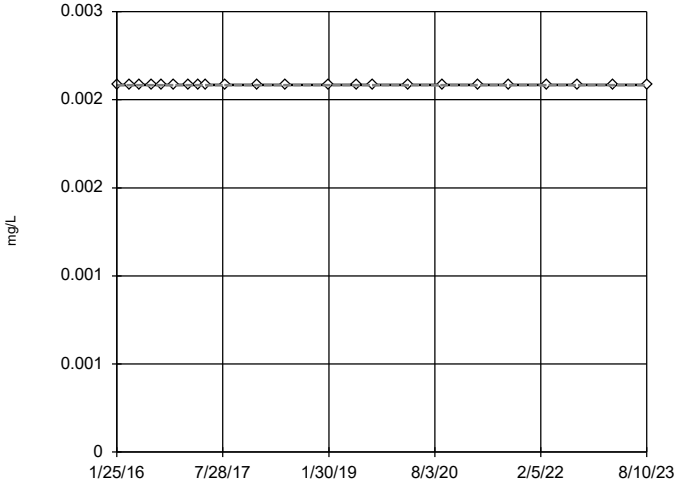

n = 23

No outliers found. Tukey's method selected by user.

Data were square root transformed to achieve best W statistic (graph shown in original units).

The results were invalidated, because the lower and upper quartiles are equal.

Constituent: Cadmium Analysis Run 3/26/2024 11:30 AM View: Appendix I & III - Intrawell
Plant Wansley Data: Wansley Landfill

Sanitas™ v.10.0.16 . UG

Tukey's Outlier Screening

GWC-11

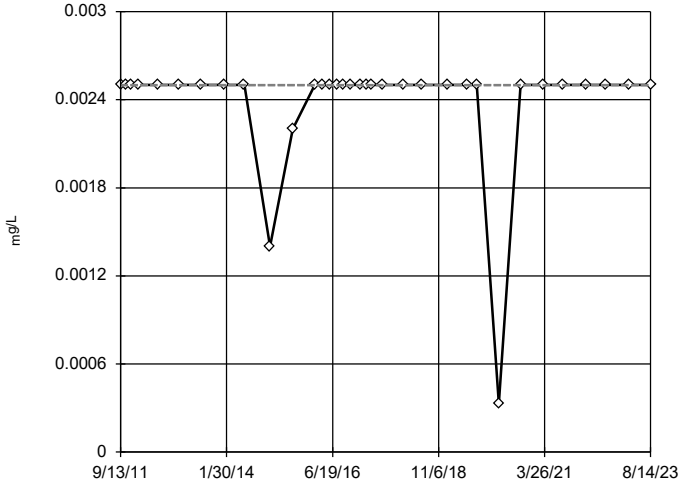

n = 34

No outliers found. Tukey's method selected by user.

Data were x^6 transformed to achieve best W statistic (graph shown in original units).

The results were invalidated, because the lower and upper quartiles are equal.

Constituent: Cadmium Analysis Run 3/26/2024 11:30 AM View: Appendix I & III - Intrawell
Plant Wansley Data: Wansley Landfill

Sanitas™ v.10.0.16 . UG

Tukey's Outlier Screening

GWC-12

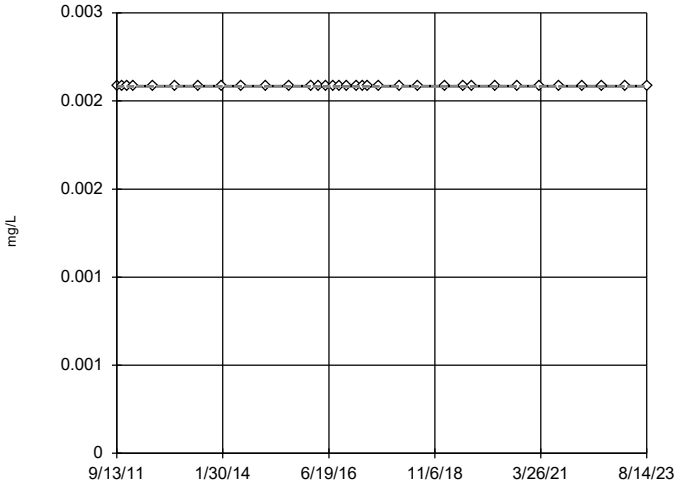

n = 34

No outliers found. Tukey's method selected by user.

Data were square root transformed to achieve best W statistic (graph shown in original units).

The results were invalidated, because the lower and upper quartiles are equal.

Constituent: Cadmium Analysis Run 3/26/2024 11:30 AM View: Appendix I & III - Intrawell

Plant Wansley Data: Wansley Landfill

Sanitas™ v.10.0.16 . UG

Tukey's Outlier Screening

GWC-13

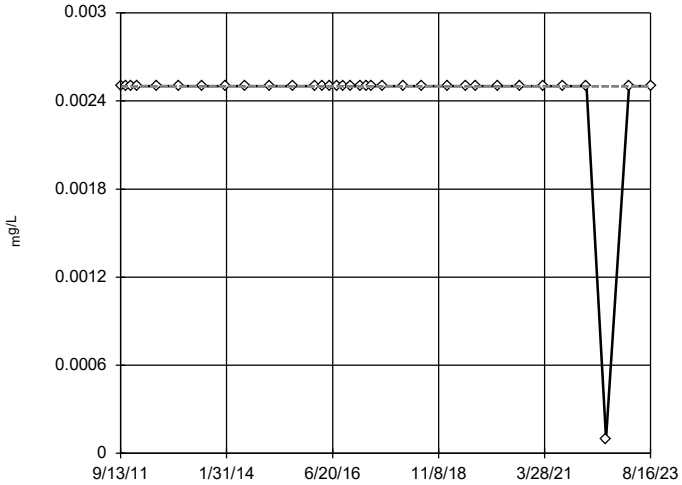

n = 34

No outliers found. Tukey's method selected by user.

Ladder of Powers transformations did not improve normality; analysis run on raw data.

The results were invalidated, because the lower and upper quartiles are equal.

Constituent: Cadmium Analysis Run 3/26/2024 11:30 AM View: Appendix I & III - Intrawell

Plant Wansley Data: Wansley Landfill

Sanitas™ v.10.0.16 . UG

Tukey's Outlier Screening

GWC-14

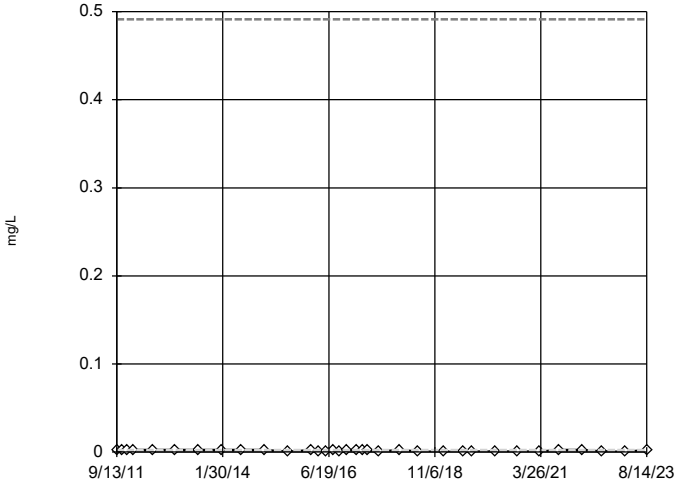

n = 34

No outliers found. Tukey's method selected by user.

Data were natural log transformed to achieve best W statistic (graph shown in original units).

High cutoff = 0.4913, low cutoff = 0.000002188, based on IQR multiplier of 3.

Constituent: Cadmium Analysis Run 3/26/2024 11:30 AM View: Appendix I & III - Intrawell

Plant Wansley Data: Wansley Landfill

Sanitas™ v.10.0.16 . UG

Tukey's Outlier Screening

GWC-15

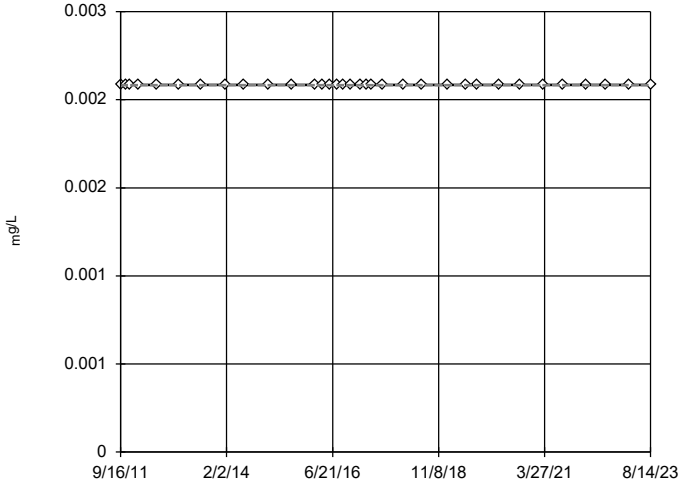

n = 34

No outliers found. Tukey's method selected by user.

Data were square root transformed to achieve best W statistic (graph shown in original units).

The results were invalidated, because the lower and upper quartiles are equal.

Constituent: Cadmium Analysis Run 3/26/2024 11:30 AM View: Appendix I & III - Intrawell

Plant Wansley Data: Wansley Landfill

Sanitas™ v.10.0.16 . UG

Tukey's Outlier Screening

GWC-16

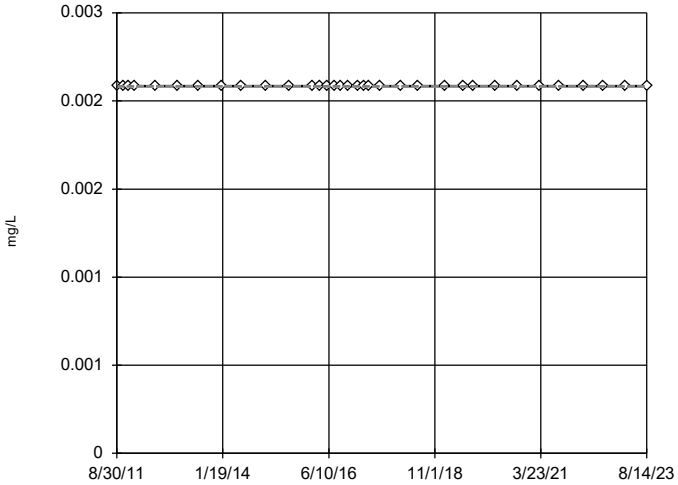

n = 34

No outliers found. Tukey's method selected by user.

Data were square root transformed to achieve best W statistic (graph shown in original units).

The results were invalidated, because the lower and upper quartiles are equal.

Constituent: Cadmium Analysis Run 3/26/2024 11:30 AM View: Appendix I & III - Intrawell

Plant Wansley Data: Wansley Landfill

Sanitas™ v.10.0.16 . UG

Tukey's Outlier Screening

GWC-17

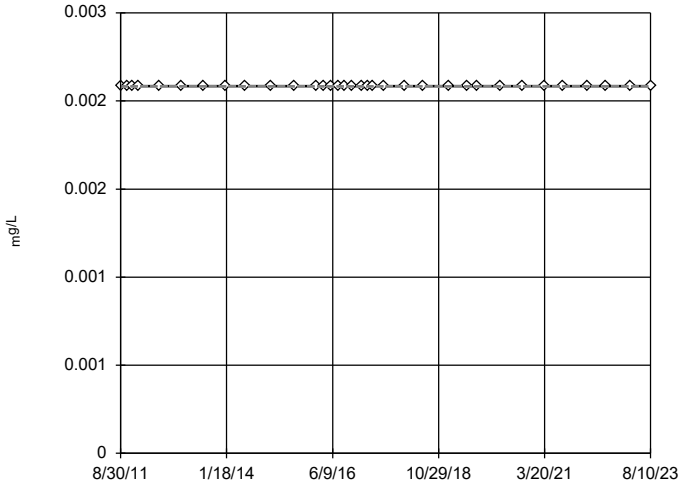

n = 34

No outliers found. Tukey's method selected by user.

Data were square root transformed to achieve best W statistic (graph shown in original units).

The results were invalidated, because the lower and upper quartiles are equal.

Constituent: Cadmium Analysis Run 3/26/2024 11:30 AM View: Appendix I & III - Intrawell

Plant Wansley Data: Wansley Landfill

Sanitas™ v.10.0.16 . UG

Tukey's Outlier Screening

GWC-18

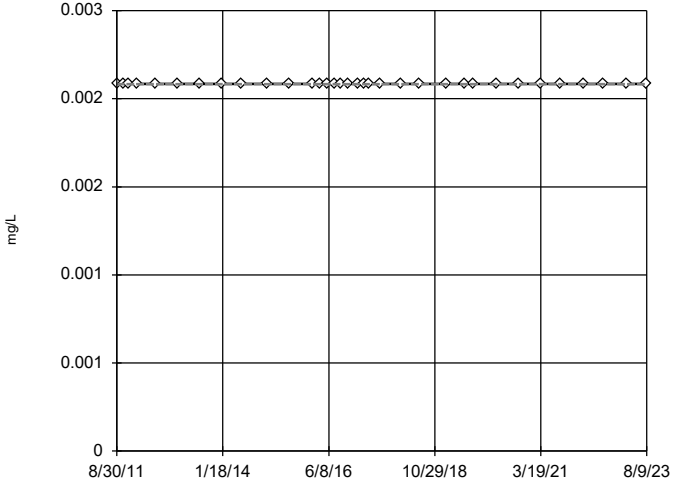

n = 34

No outliers found. Tukey's method selected by user.

Data were square root transformed to achieve best W statistic (graph shown in original units).

The results were invalidated, because the lower and upper quartiles are equal.

Constituent: Cadmium Analysis Run 3/26/2024 11:30 AM View: Appendix I & III - Intrawell

Plant Wansley Data: Wansley Landfill

Sanitas™ v.10.0.16 . UG

Tukey's Outlier Screening

GWC-19

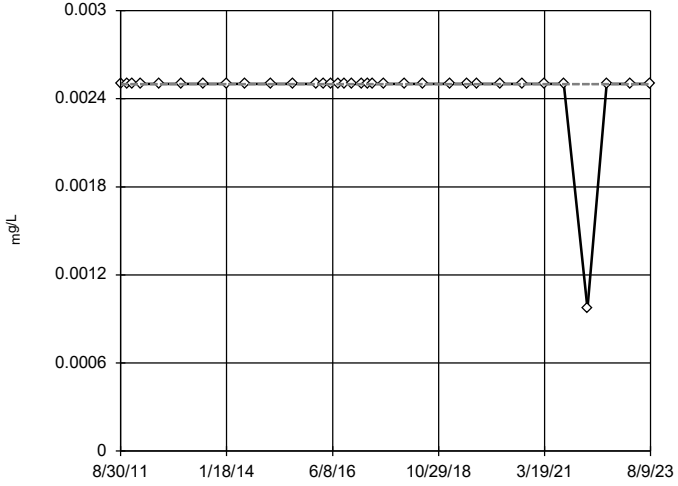

n = 34

No outliers found. Tukey's method selected by user.

Data were square transformed to achieve best W statistic (graph shown in original units).

The results were invalidated, because the lower and upper quartiles are equal.

Constituent: Cadmium Analysis Run 3/26/2024 11:30 AM View: Appendix I & III - Intrawell

Plant Wansley Data: Wansley Landfill

Sanitas™ v.10.0.16 . UG

Tukey's Outlier Screening

GWC-20

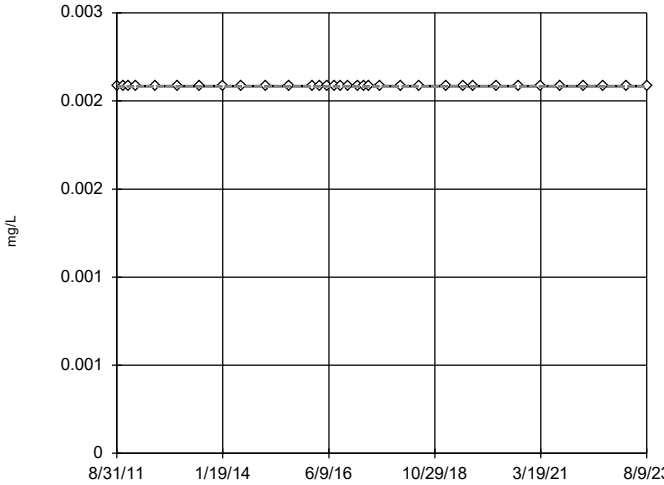

n = 34

No outliers found. Tukey's method selected by user.

Data were square root transformed to achieve best W statistic (graph shown in original units).

The results were invalidated, because the lower and upper quartiles are equal.

Constituent: Cadmium Analysis Run 3/26/2024 11:31 AM View: Appendix I & III - Intrawell
Plant Wansley Data: Wansley Landfill

Sanitas™ v.10.0.16 . UG

Tukey's Outlier Screening

GWC-21

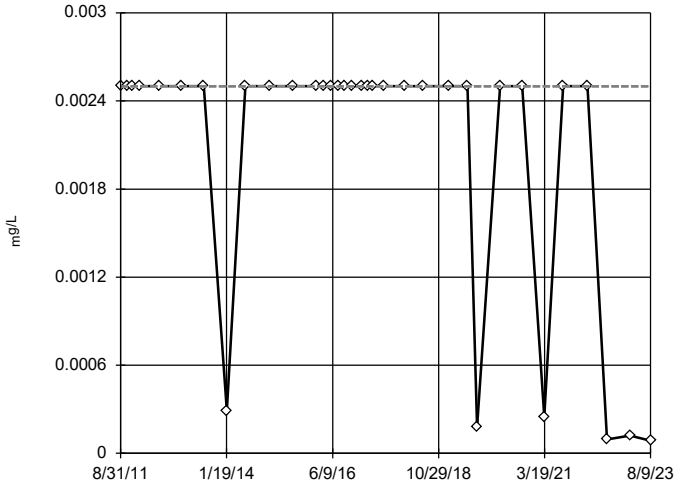

n = 34

No outliers found. Tukey's method selected by user.

Data were natural log transformed to achieve best W statistic (graph shown in original units).

The results were invalidated, because the lower and upper quartiles are equal.

Constituent: Cadmium Analysis Run 3/26/2024 11:31 AM View: Appendix I & III - Intrawell
Plant Wansley Data: Wansley Landfill

Sanitas™ v.10.0.16 . UG

Tukey's Outlier Screening

GWC-22

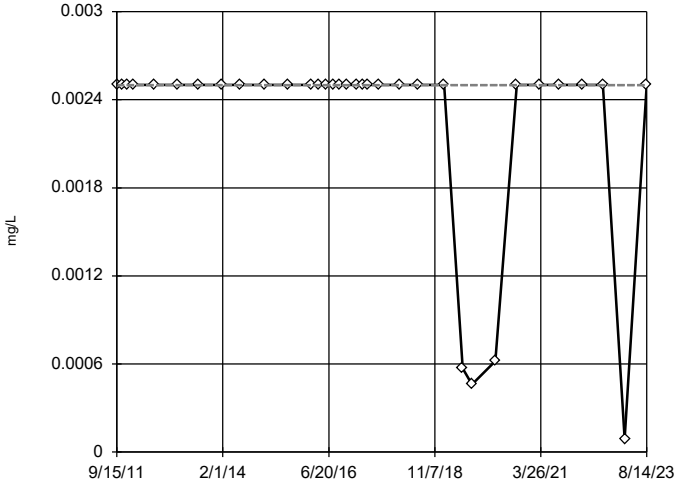

n = 34

No outliers found. Tukey's method selected by user.

Data were square root transformed to achieve best W statistic (graph shown in original units).

The results were invalidated, because the lower and upper quartiles are equal.

Constituent: Cadmium Analysis Run 3/26/2024 11:31 AM View: Appendix I & III - Intrawell
Plant Wansley Data: Wansley Landfill

Sanitas™ v.10.0.16 . UG

Tukey's Outlier Screening

GWC-23

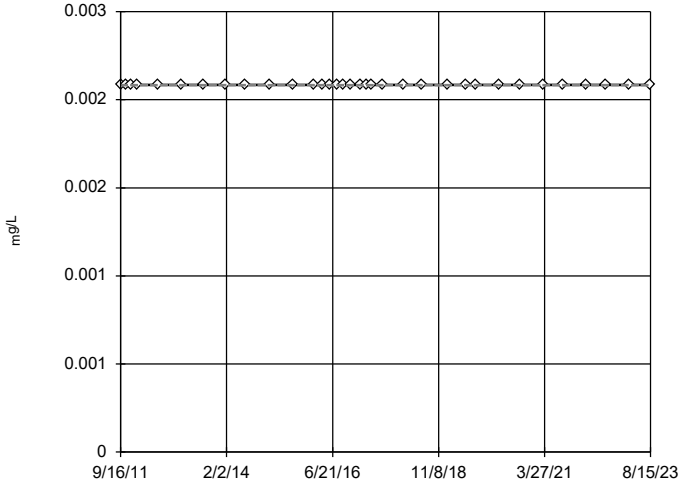

n = 34

No outliers found. Tukey's method selected by user.

Data were square root transformed to achieve best W statistic (graph shown in original units).

The results were invalidated, because the lower and upper quartiles are equal.

Constituent: Cadmium Analysis Run 3/26/2024 11:31 AM View: Appendix I & III - Intrawell
Plant Wansley Data: Wansley Landfill

Sanitas™ v.10.0.16 . UG

Tukey's Outlier Screening

GWC-24

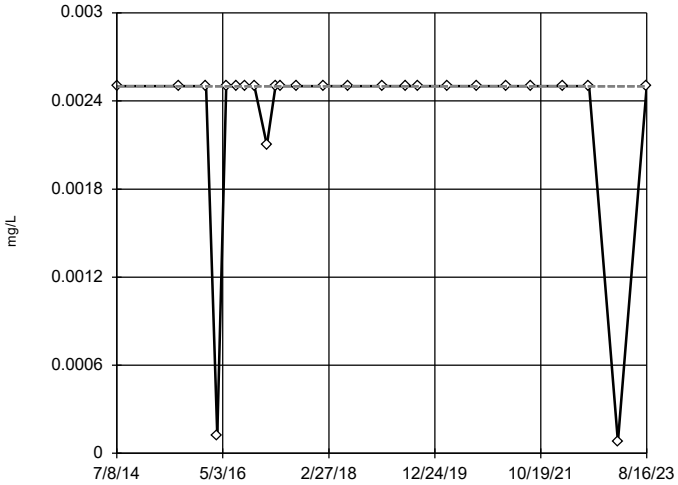

n = 25

No outliers found. Tukey's method selected by user.

Data were x^6 transformed to achieve best W statistic (graph shown in original units).

The results were invalidated, because the lower and upper quartiles are equal.

Constituent: Cadmium Analysis Run 3/26/2024 11:31 AM View: Appendix I & III - Intrawell

Plant Wansley Data: Wansley Landfill

Sanitas™ v.10.0.16 . UG

Tukey's Outlier Screening

GWC-25

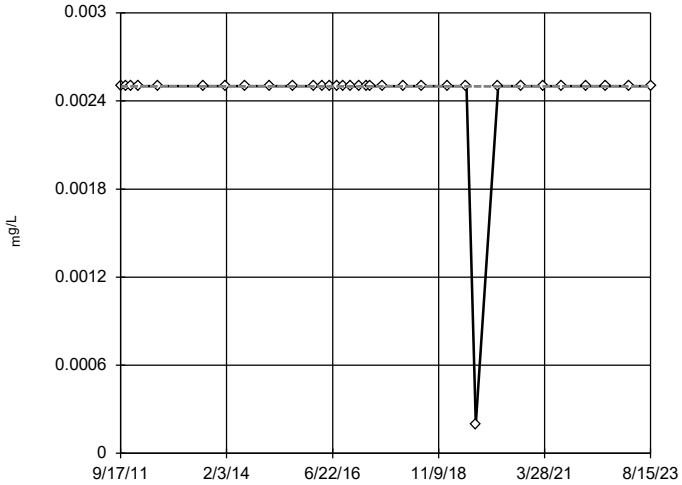

n = 33

No outliers found. Tukey's method selected by user.

Data were cube root transformed to achieve best W statistic (graph shown in original units).

The results were invalidated, because the lower and upper quartiles are equal.

Constituent: Cadmium Analysis Run 3/26/2024 11:31 AM View: Appendix I & III - Intrawell

Plant Wansley Data: Wansley Landfill

Sanitas™ v.10.0.16 . UG

Tukey's Outlier Screening

GWC-26

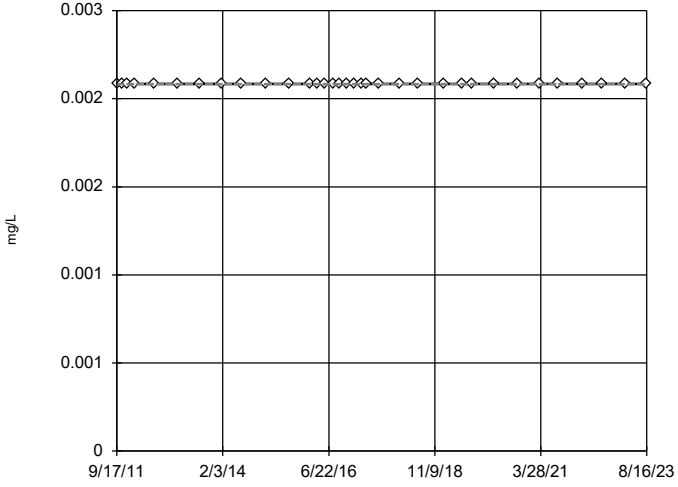

n = 34

No outliers found. Tukey's method selected by user.

Data were square root transformed to achieve best W statistic (graph shown in original units).

The results were invalidated, because the lower and upper quartiles are equal.

Constituent: Cadmium Analysis Run 3/26/2024 11:31 AM View: Appendix I & III - Intrawell

Plant Wansley Data: Wansley Landfill

Sanitas™ v.10.0.16 . UG

Tukey's Outlier Screening

GWC-27

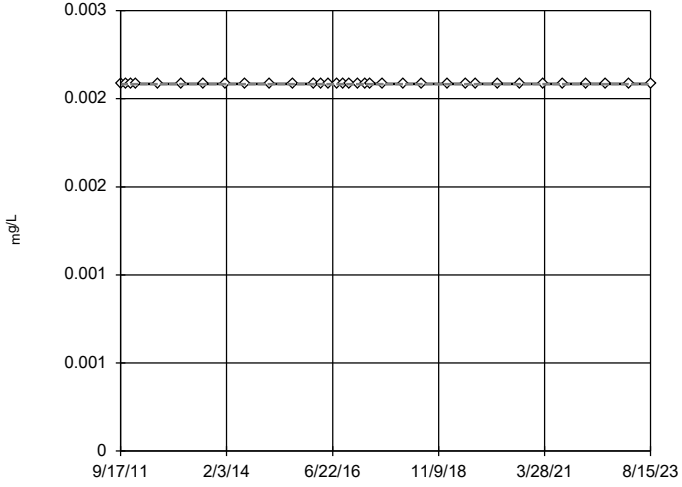

n = 34

No outliers found. Tukey's method selected by user.

Data were square root transformed to achieve best W statistic (graph shown in original units).

The results were invalidated, because the lower and upper quartiles are equal.

Constituent: Cadmium Analysis Run 3/26/2024 11:31 AM View: Appendix I & III - Intrawell

Plant Wansley Data: Wansley Landfill

Sanitas™ v.10.0.16 . UG

Tukey's Outlier Screening

GWC-30

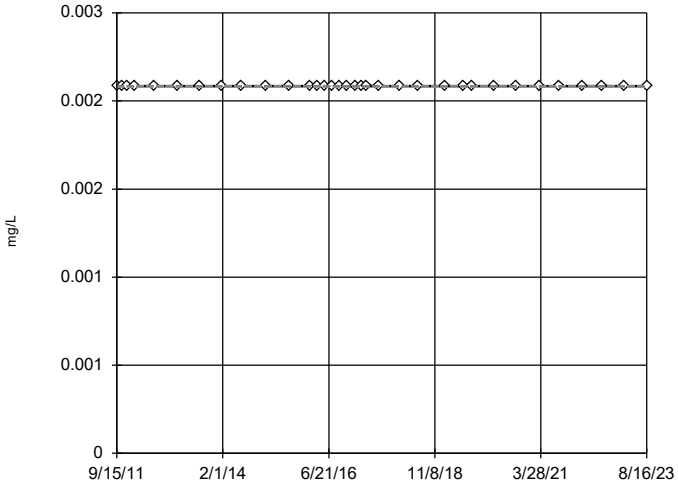

n = 34

No outliers found. Tukey's method selected by user.

Data were square root transformed to achieve best W statistic (graph shown in original units).

The results were invalidated, because the lower and upper quartiles are equal.

Constituent: Cadmium Analysis Run 3/26/2024 11:31 AM View: Appendix I & III - Intrawell
Plant Wansley Data: Wansley Landfill

Sanitas™ v.10.0.16 . UG

Tukey's Outlier Screening

GWC-31

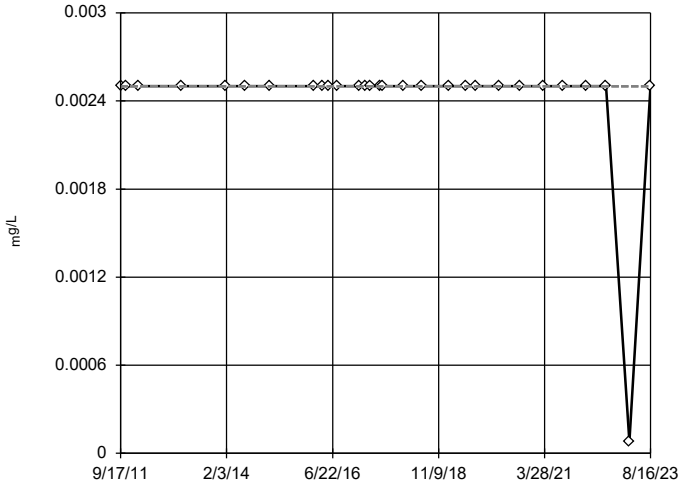

n = 29

No outliers found. Tukey's method selected by user.

Data were cube root transformed to achieve best W statistic (graph shown in original units).

The results were invalidated, because the lower and upper quartiles are equal.

Constituent: Cadmium Analysis Run 3/26/2024 11:31 AM View: Appendix I & III - Intrawell
Plant Wansley Data: Wansley Landfill

Sanitas™ v.10.0.16 . UG

Tukey's Outlier Screening

GWC-32

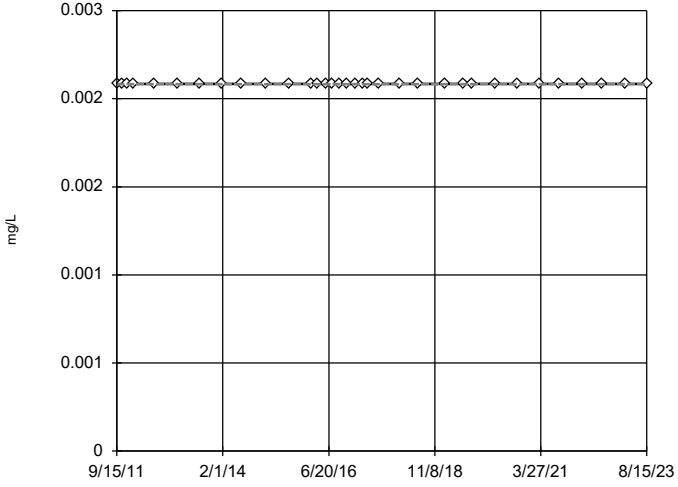

n = 34

No outliers found. Tukey's method selected by user.

Data were square root transformed to achieve best W statistic (graph shown in original units).

The results were invalidated, because the lower and upper quartiles are equal.

Constituent: Cadmium Analysis Run 3/26/2024 11:31 AM View: Appendix I & III - Intrawell
Plant Wansley Data: Wansley Landfill

Sanitas™ v.10.0.16 . UG

Tukey's Outlier Screening

GWC-33

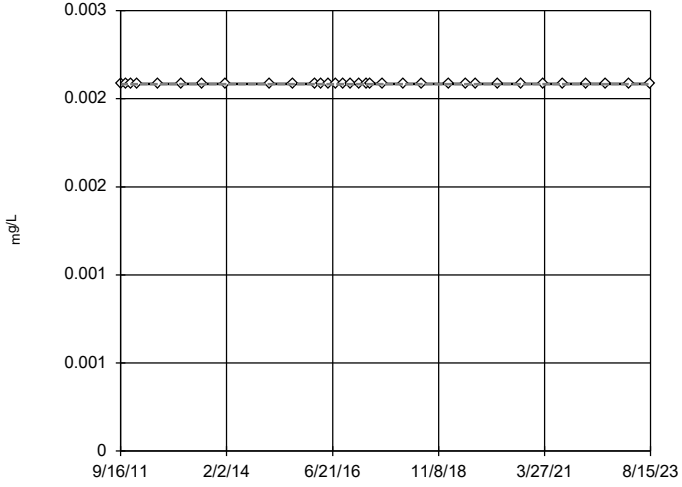

n = 33

No outliers found. Tukey's method selected by user.

Data were square root transformed to achieve best W statistic (graph shown in original units).

The results were invalidated, because the lower and upper quartiles are equal.

Constituent: Cadmium Analysis Run 3/26/2024 11:31 AM View: Appendix I & III - Intrawell
Plant Wansley Data: Wansley Landfill

Sanitas™ v.10.0.16 . UG

Tukey's Outlier Screening

GWC-34

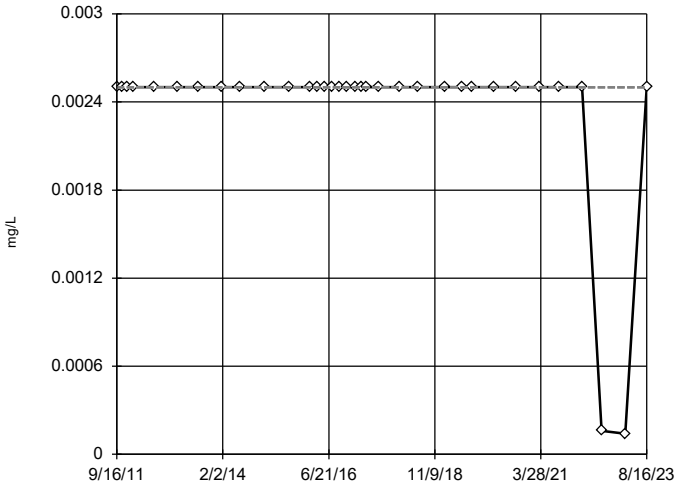

n = 34

No outliers found. Tukey's method selected by user.

Data were natural log transformed to achieve best W statistic (graph shown in original units).

The results were invalidated, because the lower and upper quartiles are equal.

Constituent: Cadmium Analysis Run 3/26/2024 11:31 AM View: Appendix I & III - Intrawell

Plant Wansley Data: Wansley Landfill

Sanitas™ v.10.0.16 . UG

Tukey's Outlier Screening

GWC-35

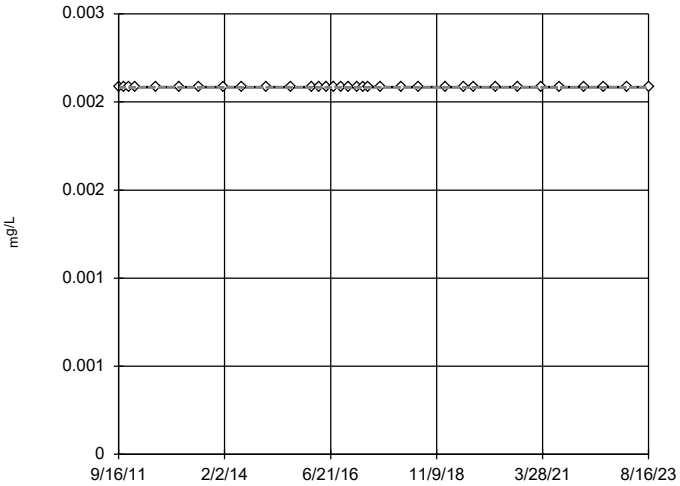

n = 34

No outliers found. Tukey's method selected by user.

Data were square root transformed to achieve best W statistic (graph shown in original units).

The results were invalidated, because the lower and upper quartiles are equal.

Constituent: Cadmium Analysis Run 3/26/2024 11:31 AM View: Appendix I & III - Intrawell

Plant Wansley Data: Wansley Landfill

Sanitas™ v.10.0.16 . UG

Tukey's Outlier Screening

GWC-5

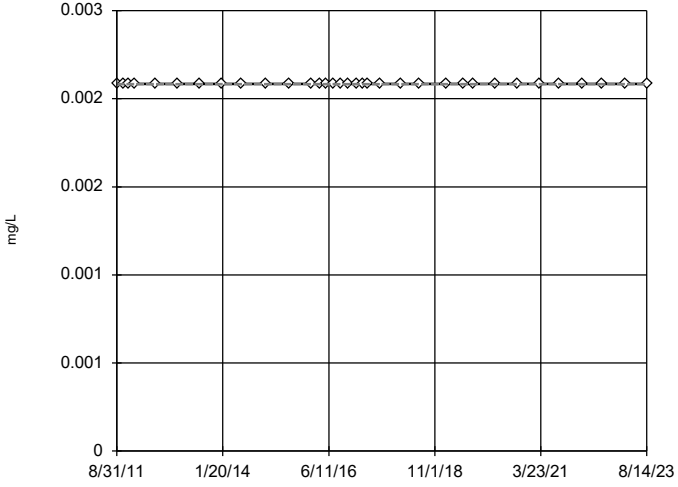

n = 34

No outliers found. Tukey's method selected by user.

Data were square root transformed to achieve best W statistic (graph shown in original units).

The results were invalidated, because the lower and upper quartiles are equal.

Constituent: Cadmium Analysis Run 3/26/2024 11:31 AM View: Appendix I & III - Intrawell

Plant Wansley Data: Wansley Landfill

Sanitas™ v.10.0.16 . UG

Tukey's Outlier Screening

GWC-6

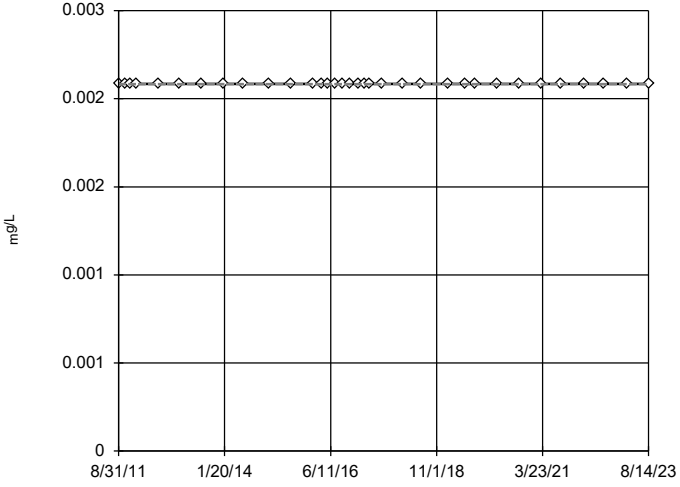

n = 34

No outliers found. Tukey's method selected by user.

Data were square root transformed to achieve best W statistic (graph shown in original units).

The results were invalidated, because the lower and upper quartiles are equal.

Constituent: Cadmium Analysis Run 3/26/2024 11:31 AM View: Appendix I & III - Intrawell

Plant Wansley Data: Wansley Landfill

Sanitas™ v.10.0.16 . UG

Tukey's Outlier Screening

GWC-7

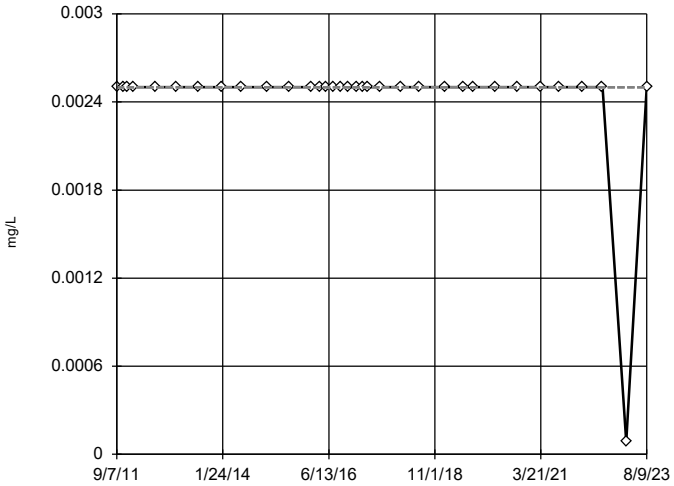

n = 34

No outliers found. Tukey's method selected by user.

Data were square transformed to achieve best W statistic (graph shown in original units).

The results were invalidated, because the lower and upper quartiles are equal.

Constituent: Cadmium Analysis Run 3/26/2024 11:31 AM View: Appendix I & III - Intrawell
Plant Wansley Data: Wansley Landfill

Sanitas™ v.10.0.16 . UG

Tukey's Outlier Screening

GWC-8

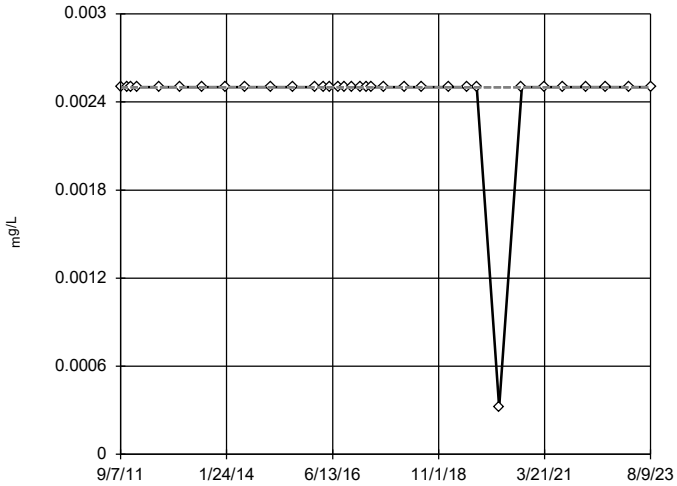

n = 34

No outliers found. Tukey's method selected by user.

Data were x^6 transformed to achieve best W statistic (graph shown in original units).

The results were invalidated, because the lower and upper quartiles are equal.

Constituent: Cadmium Analysis Run 3/26/2024 11:31 AM View: Appendix I & III - Intrawell
Plant Wansley Data: Wansley Landfill

Sanitas™ v.10.0.16 . UG

Tukey's Outlier Screening

GWC-9

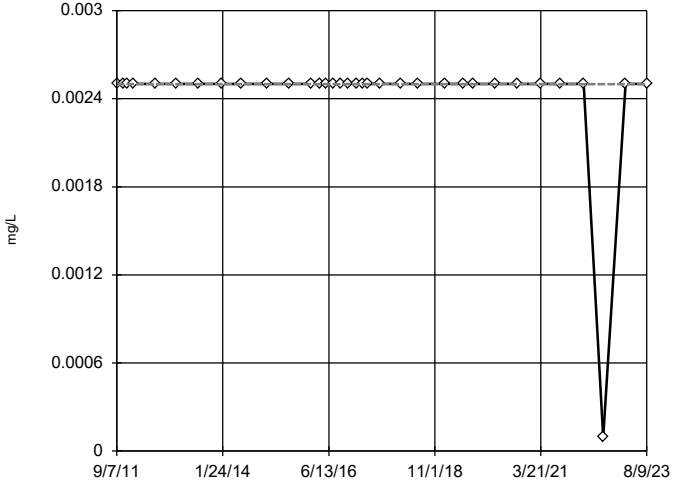

n = 34

No outliers found. Tukey's method selected by user.

Data were cube transformed to achieve best W statistic (graph shown in original units).

The results were invalidated, because the lower and upper quartiles are equal.

Constituent: Cadmium Analysis Run 3/26/2024 11:31 AM View: Appendix I & III - Intrawell
Plant Wansley Data: Wansley Landfill

Sanitas™ v.10.0.16 . UG

Tukey's Outlier Screening

GWA-1 (bg)

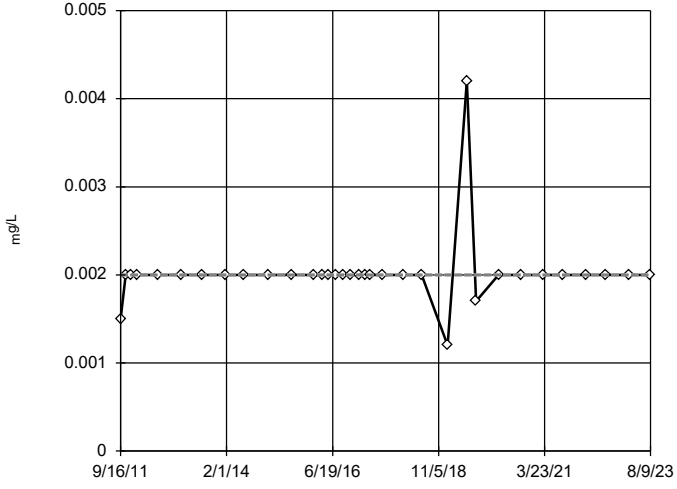

n = 34

No outliers found. Tukey's method selected by user.

Data were natural log transformed to achieve best W statistic (graph shown in original units).

The results were invalidated, because the lower and upper quartiles are equal.

Constituent: Chromium Analysis Run 3/26/2024 11:31 AM View: Appendix I & III - Intrawell
Plant Wansley Data: Wansley Landfill

Sanitas™ v.10.0.16 . UG

Tukey's Outlier Screening

GWA-2 (bg)

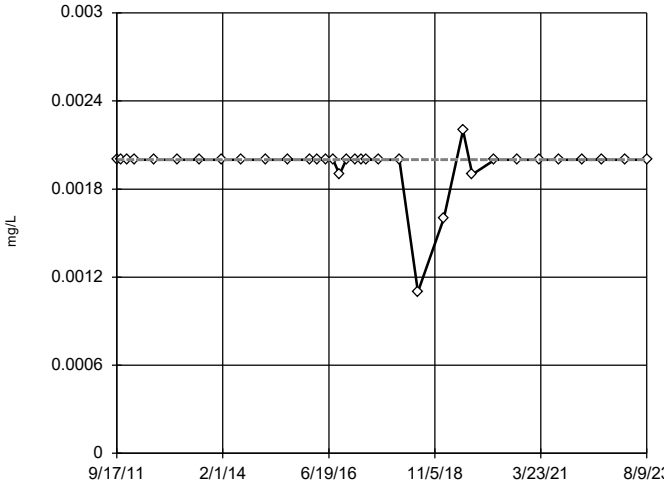

n = 34

No outliers found. Tukey's method selected by user.

Data were x^6 transformed to achieve best W statistic (graph shown in original units).

The results were invalidated, because the lower and upper quartiles are equal.

Constituent: Chromium Analysis Run 3/26/2024 11:31 AM View: Appendix I & III - Intrawell
Plant Wansley Data: Wansley Landfill

Sanitas™ v.10.0.16 . UG

Tukey's Outlier Screening

GWA-28 (bg)

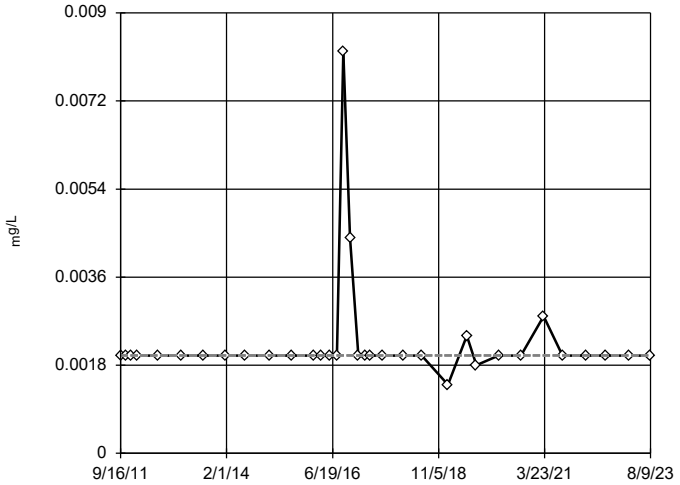

n = 34

No outliers found. Tukey's method selected by user.

Data were natural log transformed to achieve best W statistic (graph shown in original units).

The results were invalidated, because the lower and upper quartiles are equal.

Constituent: Chromium Analysis Run 3/26/2024 11:31 AM View: Appendix I & III - Intrawell
Plant Wansley Data: Wansley Landfill

Sanitas™ v.10.0.16 . UG

Tukey's Outlier Screening

GWA-29 (bg)

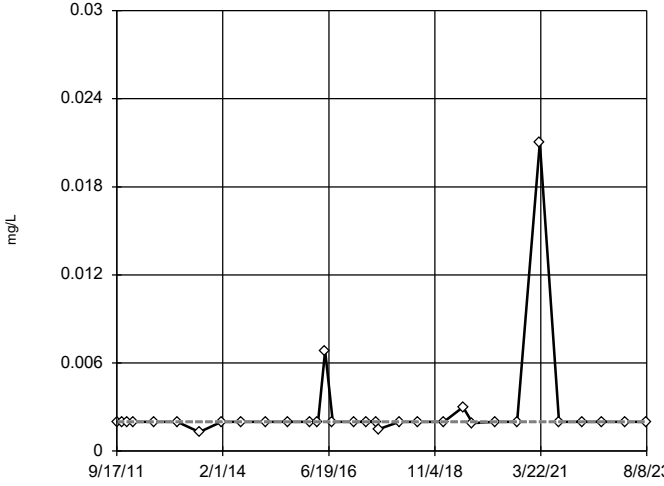

n = 32

No outliers found. Tukey's method selected by user.

Data were natural log transformed to achieve best W statistic (graph shown in original units).

The results were invalidated, because the lower and upper quartiles are equal.

Constituent: Chromium Analysis Run 3/26/2024 11:31 AM View: Appendix I & III - Intrawell
Plant Wansley Data: Wansley Landfill

Sanitas™ v.10.0.16 . UG

Tukey's Outlier Screening

GWA-3 (bg)

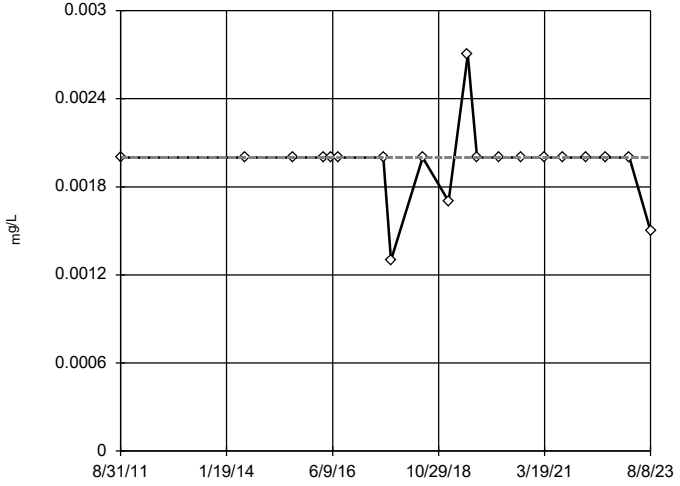

n = 20

No outliers found. Tukey's method selected by user.

Data were square root transformed to achieve best W statistic (graph shown in original units).

The results were invalidated, because the lower and upper quartiles are equal.

Constituent: Chromium Analysis Run 3/26/2024 11:31 AM View: Appendix I & III - Intrawell
Plant Wansley Data: Wansley Landfill

Tukey's Outlier Screening

GWA-4 (bg)

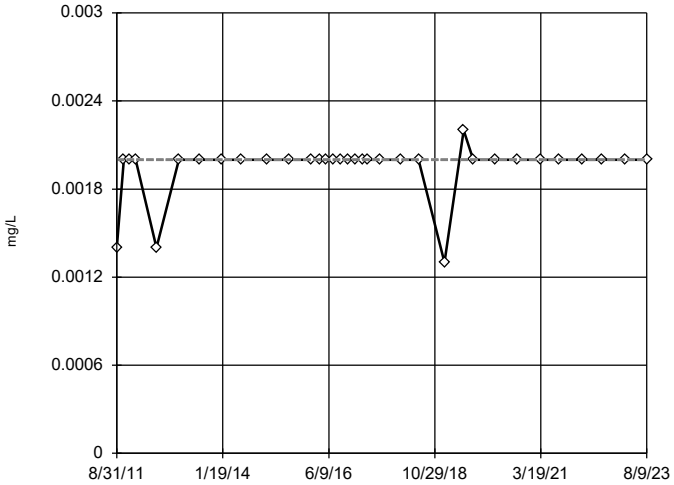

n = 34

No outliers found. Tukey's method selected by user.

Data were x^6 transformed to achieve best W statistic (graph shown in original units).

The results were invalidated, because the lower and upper quartiles are equal.

Constituent: Chromium Analysis Run 3/26/2024 11:31 AM View: Appendix I & III - Intrawell
Plant Wansley Data: Wansley Landfill

Sanitas™ v.10.0.16 . UG

Tukey's Outlier Screening

GWC-10

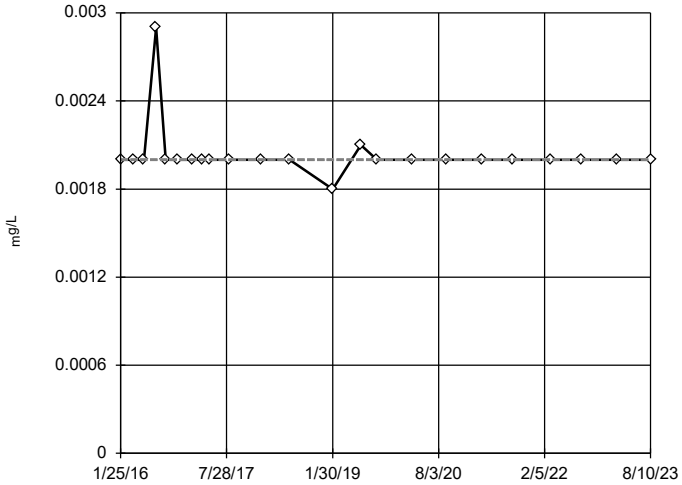

n = 23

No outliers found. Tukey's method selected by user.

Data were natural log transformed to achieve best W statistic (graph shown in original units).

The results were invalidated, because the lower and upper quartiles are equal.

Constituent: Chromium Analysis Run 3/26/2024 11:31 AM View: Appendix I & III - Intrawell
Plant Wansley Data: Wansley Landfill

Sanitas™ v.10.0.16 . UG

Tukey's Outlier Screening

GWC-11

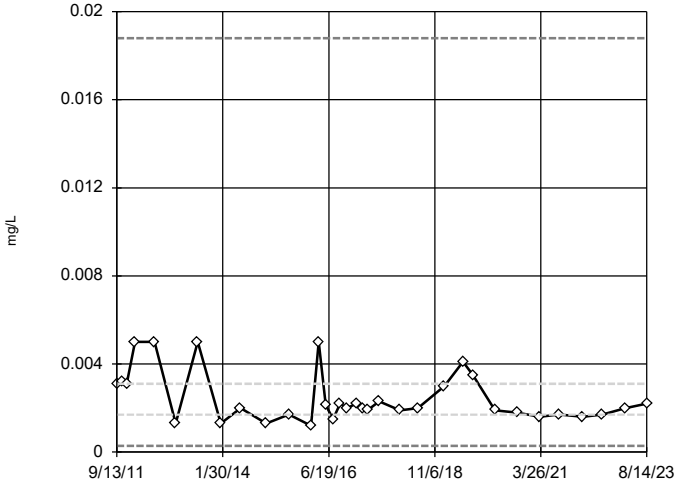

n = 34

No outliers found. Tukey's method selected by user.

Data were natural log transformed to achieve best W statistic (graph shown in original units).

High cutoff = 0.0188, low cutoff = 0.0002804, based on IQR multiplier of 3.

Constituent: Chromium Analysis Run 3/26/2024 11:31 AM View: Appendix I & III - Intrawell
Plant Wansley Data: Wansley Landfill

Sanitas™ v.10.0.16 . UG

Tukey's Outlier Screening

GWC-12

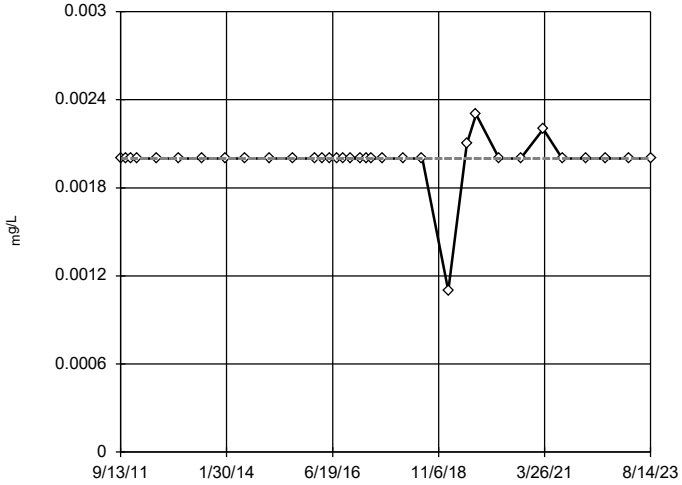

n = 34

No outliers found. Tukey's method selected by user.

Data were x^5 transformed to achieve best W statistic (graph shown in original units).

The results were invalidated, because the lower and upper quartiles are equal.

Constituent: Chromium Analysis Run 3/26/2024 11:31 AM View: Appendix I & III - Intrawell
Plant Wansley Data: Wansley Landfill

Sanitas™ v.10.0.16 . UG

Tukey's Outlier Screening

GWC-13

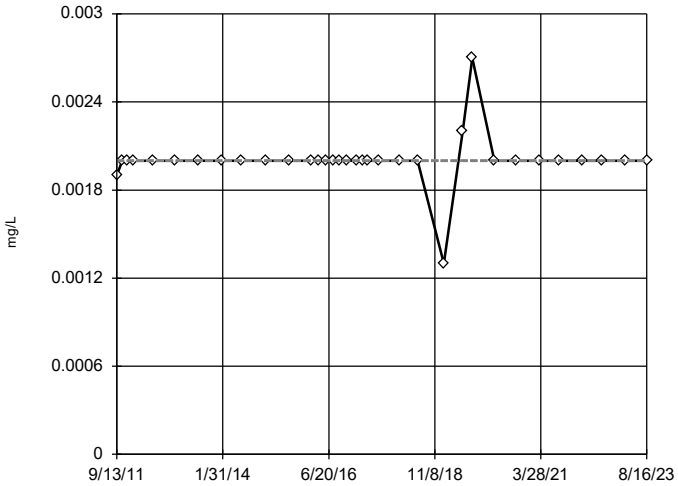

n = 34

No outliers found.
Tukey's method selected by user.

Ladder of Powers transformations did not improve normality; analysis run on raw data.

The results were invalidated, because the lower and upper quartiles are equal.

Constituent: Chromium Analysis Run 3/26/2024 11:31 AM View: Appendix I & III - Intrawell
Plant Wansley Data: Wansley Landfill

Sanitas™ v.10.0.16 . UG

Tukey's Outlier Screening

GWC-14

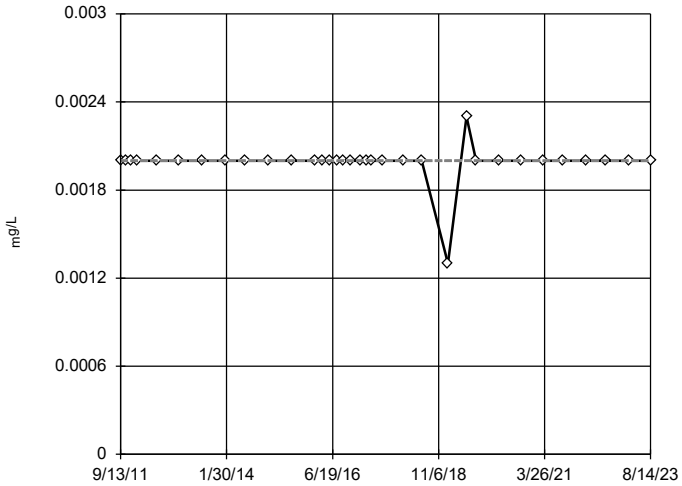

n = 34

No outliers found.
Tukey's method selected by user.

Data were x^4 transformed to achieve best W statistic (graph shown in original units).

The results were invalidated, because the lower and upper quartiles are equal.

Constituent: Chromium Analysis Run 3/26/2024 11:31 AM View: Appendix I & III - Intrawell
Plant Wansley Data: Wansley Landfill

Sanitas™ v.10.0.16 . UG

Tukey's Outlier Screening

GWC-15

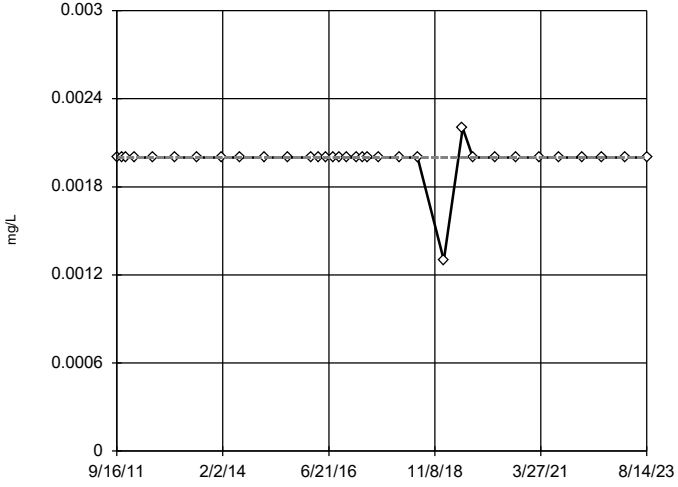

n = 34

No outliers found.
Tukey's method selected by user.

Data were x^6 transformed to achieve best W statistic (graph shown in original units).

The results were invalidated, because the lower and upper quartiles are equal.

Constituent: Chromium Analysis Run 3/26/2024 11:31 AM View: Appendix I & III - Intrawell
Plant Wansley Data: Wansley Landfill

Sanitas™ v.10.0.16 . UG

Tukey's Outlier Screening

GWC-16

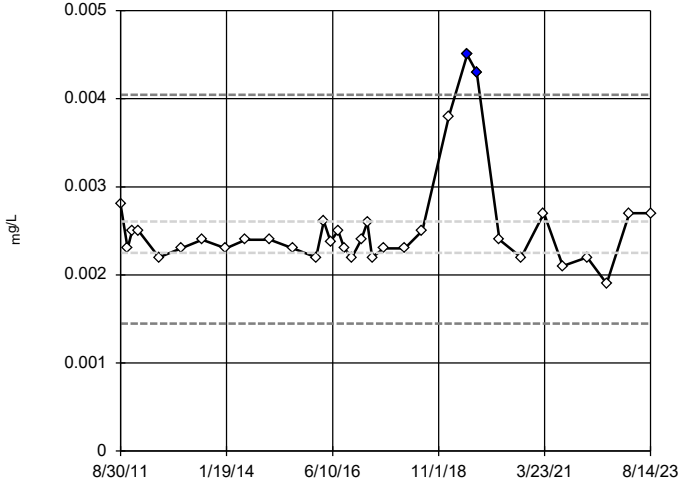

n = 34

Outliers are drawn as solid.
Tukey's method selected by user.

Data were natural log transformed to achieve best W statistic (graph shown in original units).

High cutoff = 0.004046, low cutoff = 0.001448, based on IQR multiplier of 3.

Constituent: Chromium Analysis Run 3/26/2024 11:31 AM View: Appendix I & III - Intrawell
Plant Wansley Data: Wansley Landfill

Sanitas™ v.10.0.16 . UG

Tukey's Outlier Screening

GWC-17

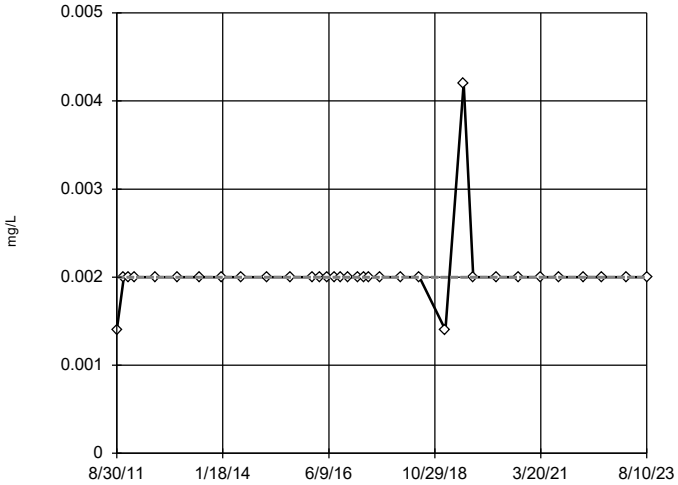

n = 34

No outliers found. Tukey's method selected by user.

Data were natural log transformed to achieve best W statistic (graph shown in original units).

The results were invalidated, because the lower and upper quartiles are equal.

Constituent: Chromium Analysis Run 3/26/2024 11:31 AM View: Appendix I & III - Intrawell
Plant Wansley Data: Wansley Landfill

Sanitas™ v.10.0.16 . UG

Tukey's Outlier Screening

GWC-18

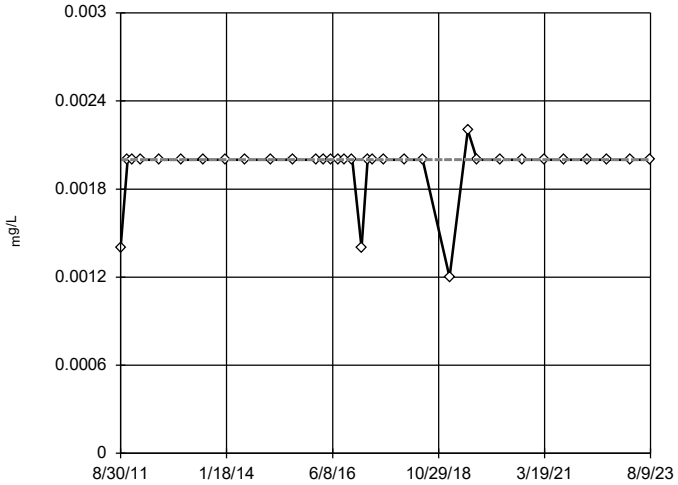

n = 34

No outliers found. Tukey's method selected by user.

Data were x^6 transformed to achieve best W statistic (graph shown in original units).

The results were invalidated, because the lower and upper quartiles are equal.

Constituent: Chromium Analysis Run 3/26/2024 11:31 AM View: Appendix I & III - Intrawell
Plant Wansley Data: Wansley Landfill

Sanitas™ v.10.0.16 . UG

Tukey's Outlier Screening

GWC-19

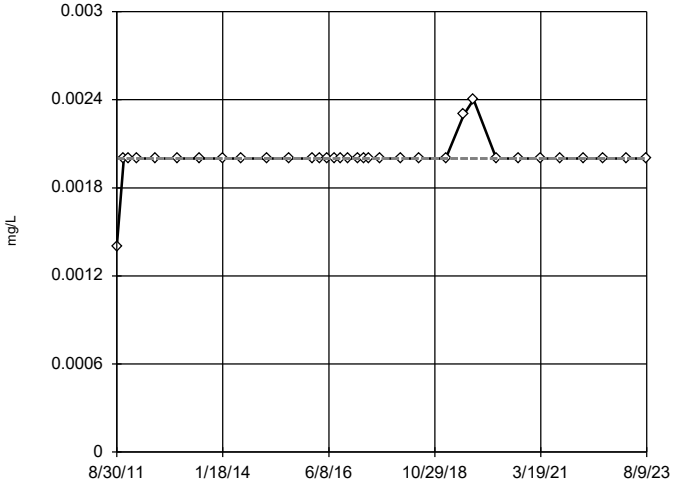

n = 34

No outliers found. Tukey's method selected by user.

Data were cube transformed to achieve best W statistic (graph shown in original units).

The results were invalidated, because the lower and upper quartiles are equal.

Constituent: Chromium Analysis Run 3/26/2024 11:31 AM View: Appendix I & III - Intrawell
Plant Wansley Data: Wansley Landfill

Sanitas™ v.10.0.16 . UG

Tukey's Outlier Screening

GWC-20

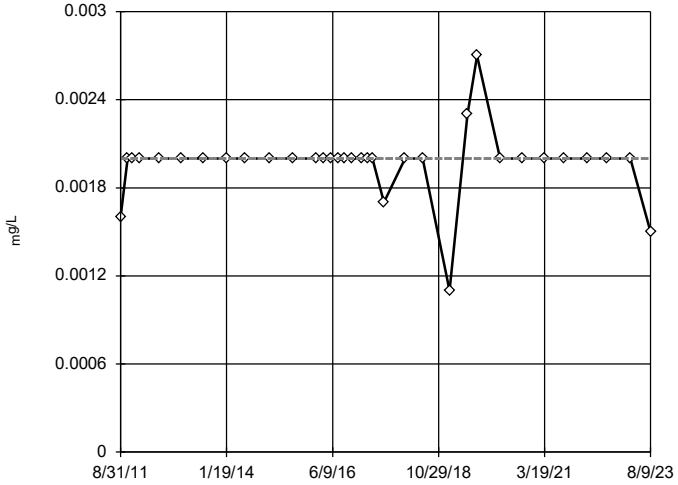

n = 34

No outliers found. Tukey's method selected by user.

Ladder of Powers transformations did not improve normality; analysis run on raw data.

The results were invalidated, because the lower and upper quartiles are equal.

Constituent: Chromium Analysis Run 3/26/2024 11:31 AM View: Appendix I & III - Intrawell
Plant Wansley Data: Wansley Landfill

Sanitas™ v.10.0.16 . UG

Tukey's Outlier Screening

GWC-21

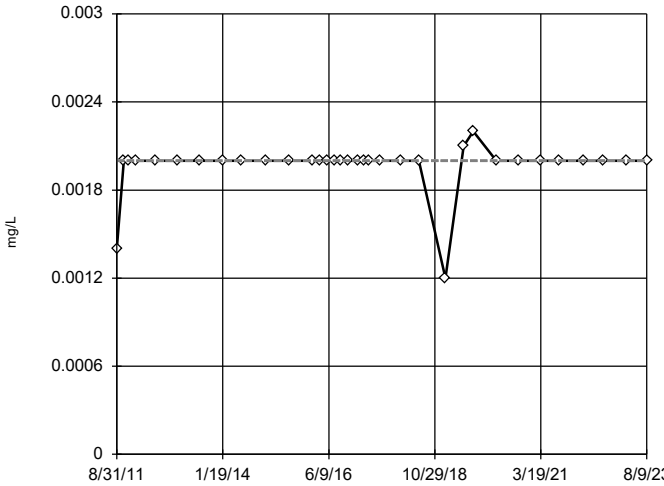

n = 34

No outliers found.
Tukey's method selected by user.

Data were x^6 transformed to achieve best W statistic (graph shown in original units).

The results were invalidated, because the lower and upper quartiles are equal.

Constituent: Chromium Analysis Run 3/26/2024 11:31 AM View: Appendix I & III - Intrawell
Plant Wansley Data: Wansley Landfill

Sanitas™ v.10.0.16 . UG

Tukey's Outlier Screening

GWC-22

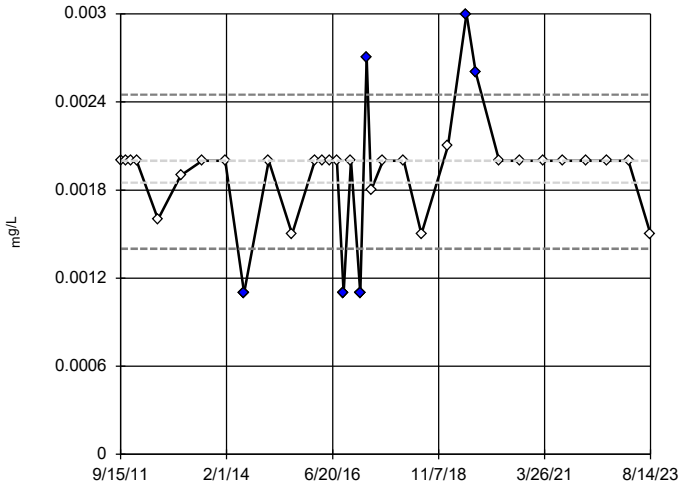

n = 34

Outliers are drawn as solid.
Tukey's method selected by user.

Ladder of Powers transformations did not improve normality; analysis run on raw data.

High cutoff = 0.00245, low cutoff = 0.0014, based on IQR multiplier of 3.

Constituent: Chromium Analysis Run 3/26/2024 11:31 AM View: Appendix I & III - Intrawell
Plant Wansley Data: Wansley Landfill

Sanitas™ v.10.0.16 . UG

Tukey's Outlier Screening

GWC-23

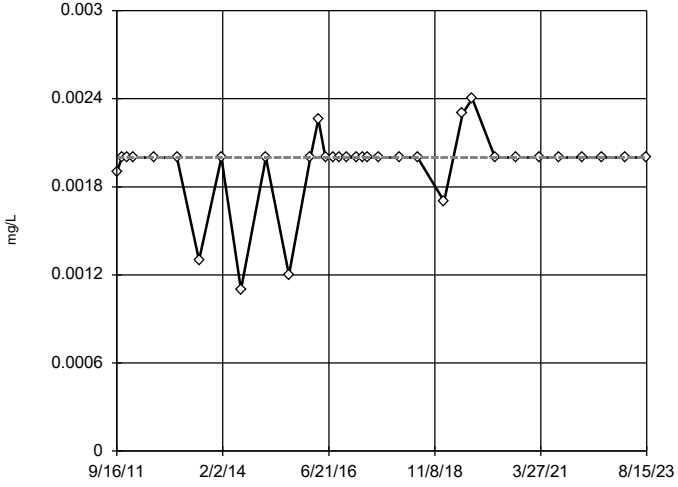

n = 34

No outliers found.
Tukey's method selected by user.

Data were x^4 transformed to achieve best W statistic (graph shown in original units).

The results were invalidated, because the lower and upper quartiles are equal.

Constituent: Chromium Analysis Run 3/26/2024 11:31 AM View: Appendix I & III - Intrawell
Plant Wansley Data: Wansley Landfill

Sanitas™ v.10.0.16 . UG

Tukey's Outlier Screening

GWC-24

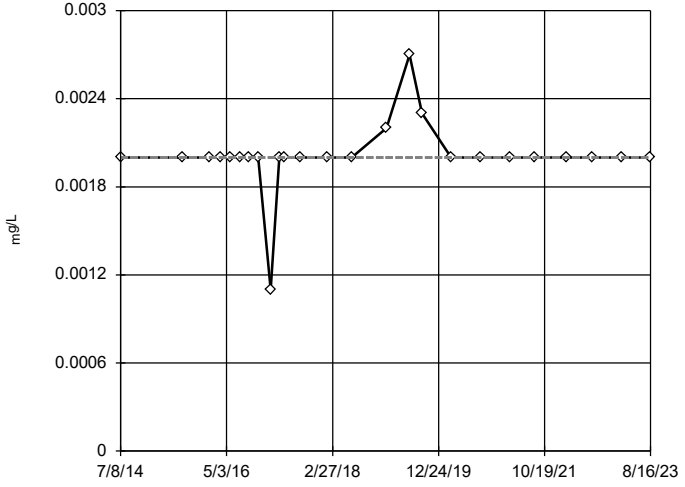

n = 25

No outliers found.
Tukey's method selected by user.

Data were square transformed to achieve best W statistic (graph shown in original units).

The results were invalidated, because the lower and upper quartiles are equal.

Constituent: Chromium Analysis Run 3/26/2024 11:31 AM View: Appendix I & III - Intrawell
Plant Wansley Data: Wansley Landfill

Sanitas™ v.10.0.16 . UG

Tukey's Outlier Screening

GWC-25

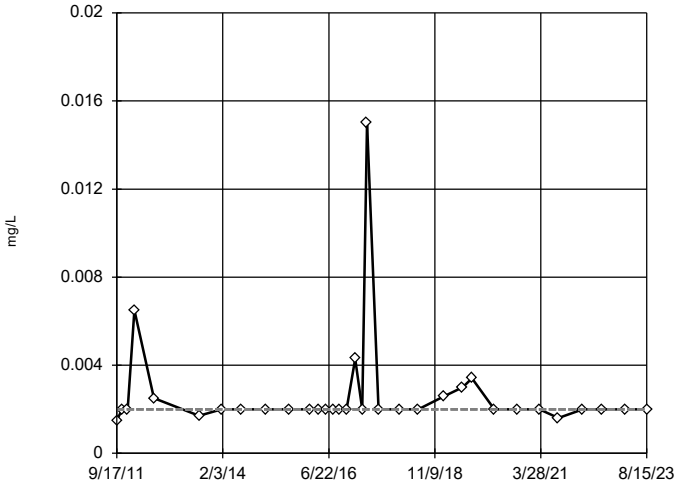

n = 33

No outliers found. Tukey's method selected by user.

Data were natural log transformed to achieve best W statistic (graph shown in original units).

The results were invalidated, because the lower and upper quartiles are equal.

Constituent: Chromium Analysis Run 3/26/2024 11:31 AM View: Appendix I & III - Intrawell
Plant Wansley Data: Wansley Landfill

Sanitas™ v.10.0.16 . UG

Tukey's Outlier Screening

GWC-26

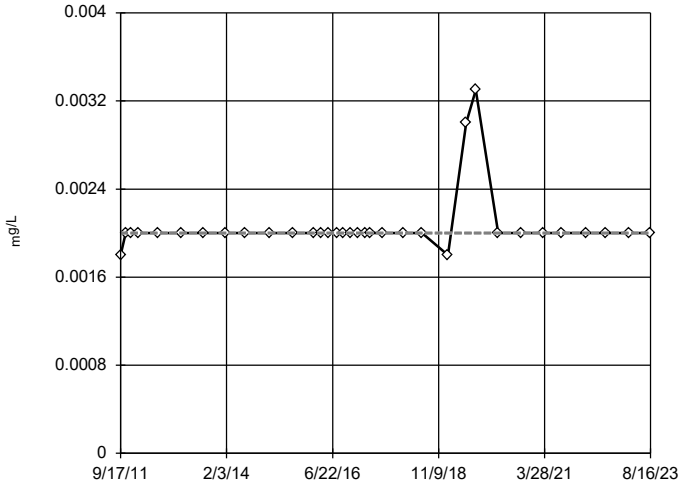

n = 34

No outliers found. Tukey's method selected by user.

Data were natural log transformed to achieve best W statistic (graph shown in original units).

The results were invalidated, because the lower and upper quartiles are equal.

Constituent: Chromium Analysis Run 3/26/2024 11:31 AM View: Appendix I & III - Intrawell
Plant Wansley Data: Wansley Landfill

Sanitas™ v.10.0.16 . UG

Tukey's Outlier Screening

GWC-27

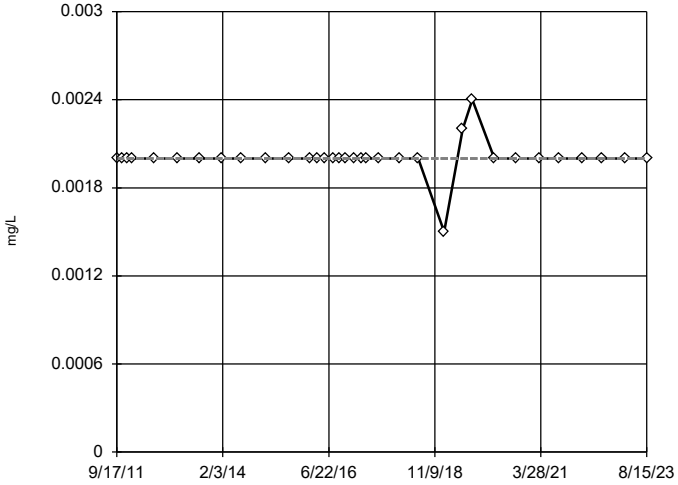

n = 34

No outliers found. Tukey's method selected by user.

Data were square transformed to achieve best W statistic (graph shown in original units).

The results were invalidated, because the lower and upper quartiles are equal.

Constituent: Chromium Analysis Run 3/26/2024 11:31 AM View: Appendix I & III - Intrawell
Plant Wansley Data: Wansley Landfill

Sanitas™ v.10.0.16 . UG

Tukey's Outlier Screening

GWC-30

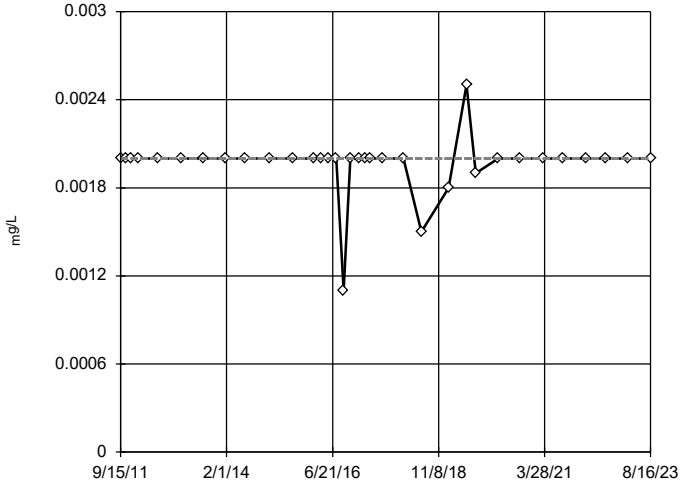

n = 34

No outliers found. Tukey's method selected by user.

Data were square transformed to achieve best W statistic (graph shown in original units).

The results were invalidated, because the lower and upper quartiles are equal.

Constituent: Chromium Analysis Run 3/26/2024 11:31 AM View: Appendix I & III - Intrawell
Plant Wansley Data: Wansley Landfill

Tukey's Outlier Screening

GWC-31

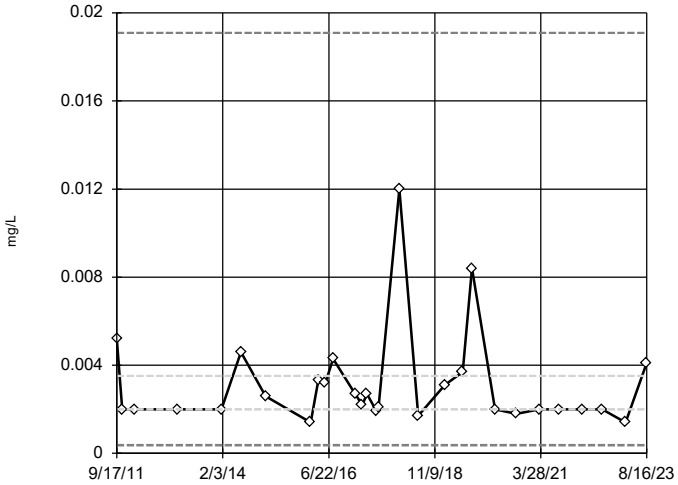

n = 29

No outliers found. Tukey's method selected by user.

Data were natural log transformed to achieve best W statistic (graph shown in original units).

High cutoff = 0.01909, low cutoff = 0.0003683, based on IQR multiplier of 3.

Constituent: Chromium Analysis Run 3/26/2024 11:31 AM View: Appendix I & III - Intrawell
Plant Wansley Data: Wansley Landfill

Sanitas™ v.10.0.16 . UG

Tukey's Outlier Screening

GWC-32

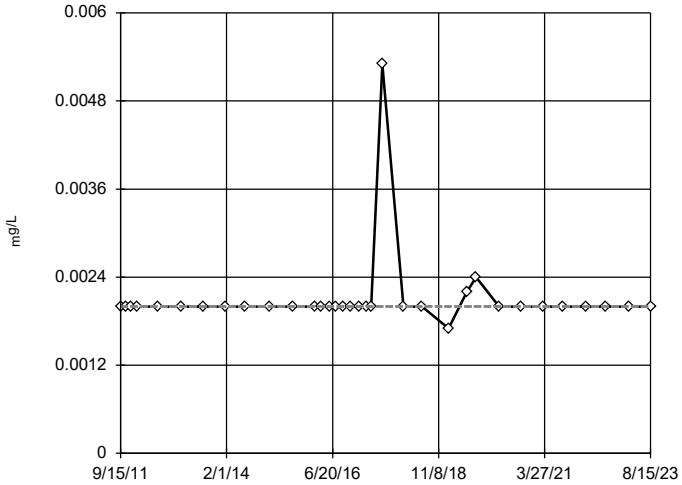

n = 34

No outliers found. Tukey's method selected by user.

Data were natural log transformed to achieve best W statistic (graph shown in original units).

The results were invalidated, because the lower and upper quartiles are equal.

Constituent: Chromium Analysis Run 3/26/2024 11:31 AM View: Appendix I & III - Intrawell
Plant Wansley Data: Wansley Landfill

Sanitas™ v.10.0.16 . UG

Tukey's Outlier Screening

GWC-33

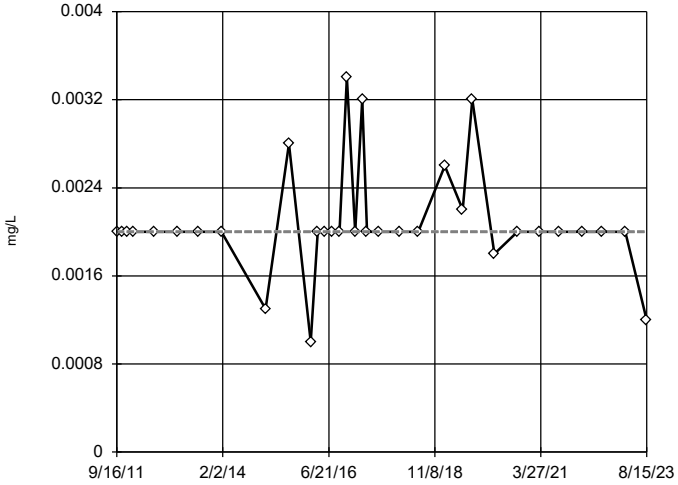

n = 33

No outliers found. Tukey's method selected by user.

Data were cube root transformed to achieve best W statistic (graph shown in original units).

The results were invalidated, because the lower and upper quartiles are equal.

Constituent: Chromium Analysis Run 3/26/2024 11:31 AM View: Appendix I & III - Intrawell
Plant Wansley Data: Wansley Landfill

Sanitas™ v.10.0.16 . UG

Tukey's Outlier Screening

GWC-34

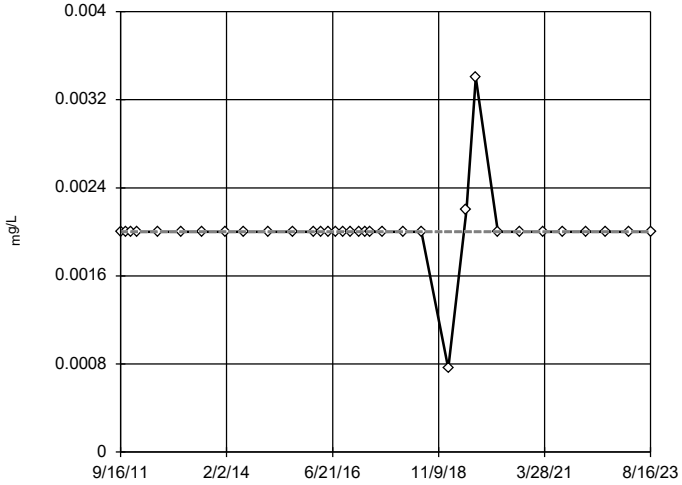

n = 34

No outliers found. Tukey's method selected by user.

Ladder of Powers transformations did not improve normality; analysis run on raw data.

The results were invalidated, because the lower and upper quartiles are equal.

Constituent: Chromium Analysis Run 3/26/2024 11:31 AM View: Appendix I & III - Intrawell
Plant Wansley Data: Wansley Landfill

Sanitas™ v.10.0.16 . UG

Tukey's Outlier Screening

GWC-35

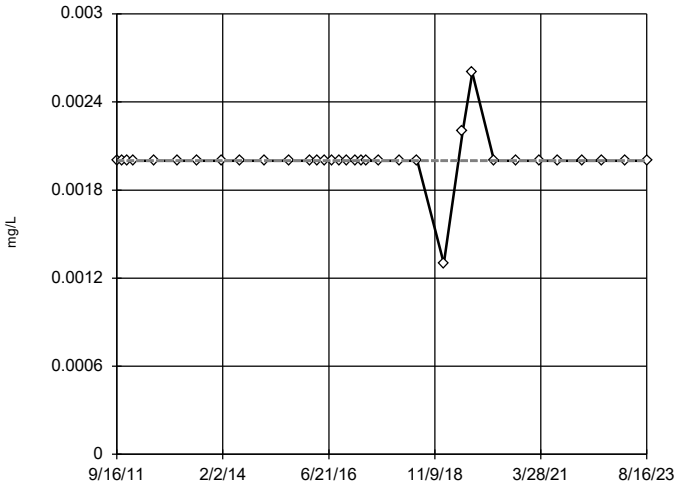

n = 34

No outliers found. Tukey's method selected by user.

Data were square transformed to achieve best W statistic (graph shown in original units).

The results were invalidated, because the lower and upper quartiles are equal.

Constituent: Chromium Analysis Run 3/26/2024 11:31 AM View: Appendix I & III - Intrawell
Plant Wansley Data: Wansley Landfill

Sanitas™ v.10.0.16 . UG

Tukey's Outlier Screening

GWC-5

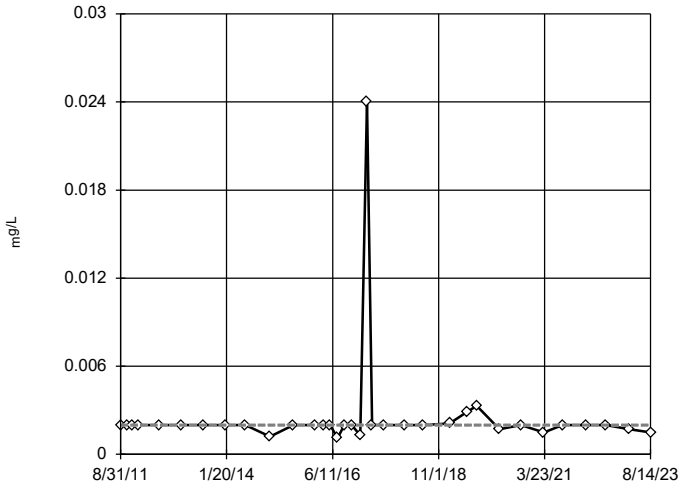

n = 34

No outliers found. Tukey's method selected by user.

Data were natural log transformed to achieve best W statistic (graph shown in original units).

The results were invalidated, because the lower and upper quartiles are equal.

Constituent: Chromium Analysis Run 3/26/2024 11:31 AM View: Appendix I & III - Intrawell
Plant Wansley Data: Wansley Landfill

Sanitas™ v.10.0.16 . UG

Tukey's Outlier Screening

GWC-6

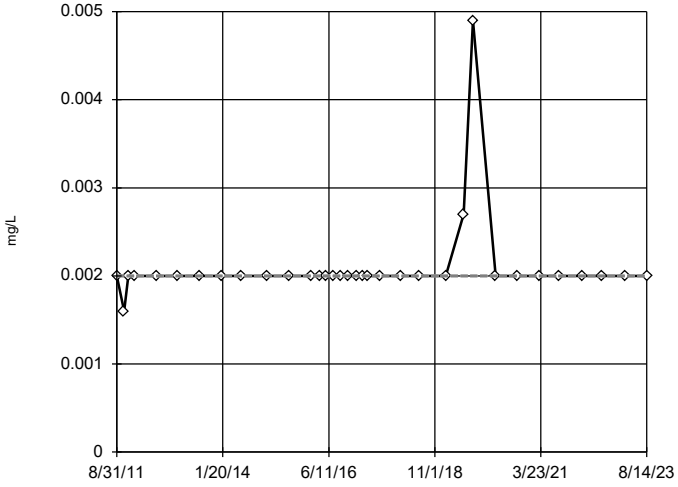

n = 34

No outliers found. Tukey's method selected by user.

Data were natural log transformed to achieve best W statistic (graph shown in original units).

The results were invalidated, because the lower and upper quartiles are equal.

Constituent: Chromium Analysis Run 3/26/2024 11:31 AM View: Appendix I & III - Intrawell
Plant Wansley Data: Wansley Landfill

Sanitas™ v.10.0.16 . UG

Tukey's Outlier Screening

GWC-7

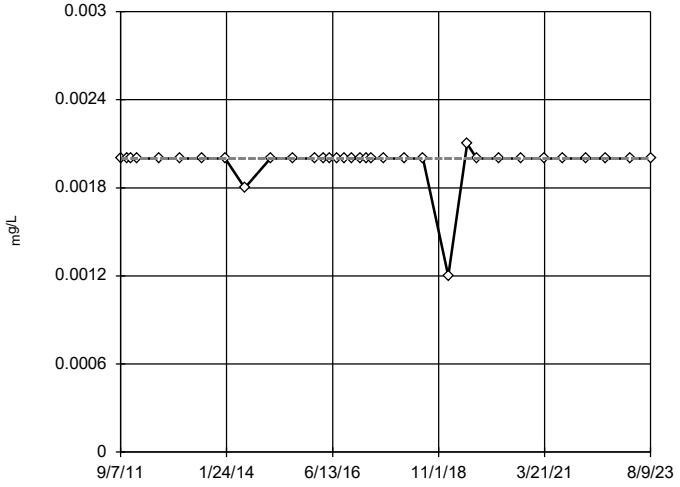

n = 34

No outliers found. Tukey's method selected by user.

Data were x^6 transformed to achieve best W statistic (graph shown in original units).

The results were invalidated, because the lower and upper quartiles are equal.

Constituent: Chromium Analysis Run 3/26/2024 11:31 AM View: Appendix I & III - Intrawell
Plant Wansley Data: Wansley Landfill

Sanitas™ v.10.0.16 . UG

Tukey's Outlier Screening

GWC-8

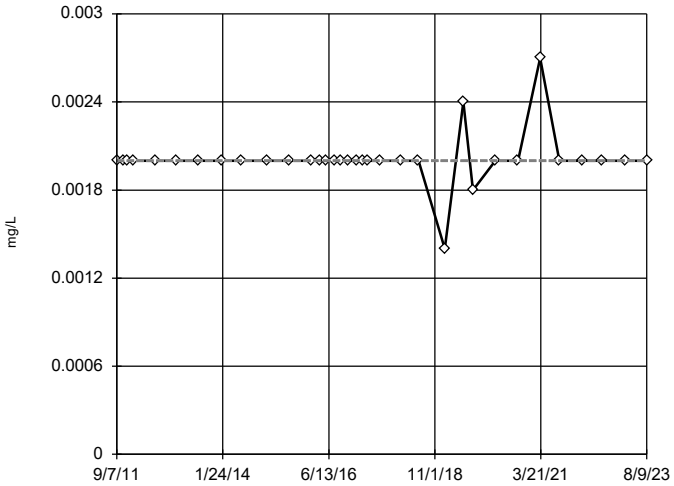

n = 34

No outliers found.
Tukey's method selected by user.

Data were square root transformed to achieve best W statistic (graph shown in original units).

The results were invalidated, because the lower and upper quartiles are equal.

Constituent: Chromium Analysis Run 3/26/2024 11:31 AM View: Appendix I & III - Intrawell
Plant Wansley Data: Wansley Landfill

Sanitas™ v.10.0.16 . UG

Tukey's Outlier Screening

GWC-9

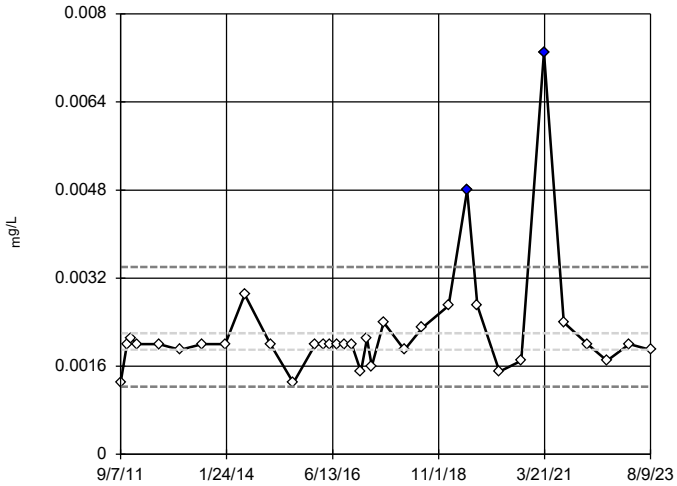

n = 34

Outliers are drawn as solid.
Tukey's method selected by user.

Data were natural log transformed to achieve best W statistic (graph shown in original units).

High cutoff = 0.003401, low cutoff = 0.001228, based on IQR multiplier of 3.

Constituent: Chromium Analysis Run 3/26/2024 11:31 AM View: Appendix I & III - Intrawell
Plant Wansley Data: Wansley Landfill

Sanitas™ v.10.0.16 . UG

Tukey's Outlier Screening

GWA-1 (bg)

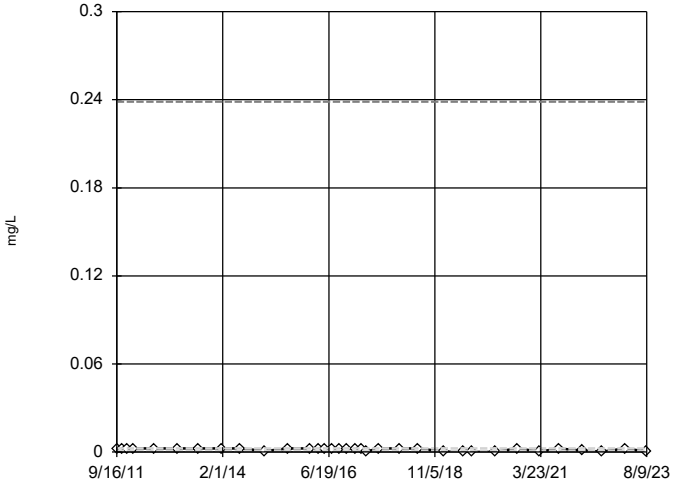

n = 34

No outliers found.
Tukey's method selected by user.

Data were natural log transformed to achieve best W statistic (graph shown in original units).

High cutoff = 0.2387, low cutoff = 0.000005729, based on IQR multiplier of 3.

Constituent: Cobalt Analysis Run 3/26/2024 11:31 AM View: Appendix I & III - Intrawell
Plant Wansley Data: Wansley Landfill

Sanitas™ v.10.0.16 . UG

Tukey's Outlier Screening

GWA-2 (bg)

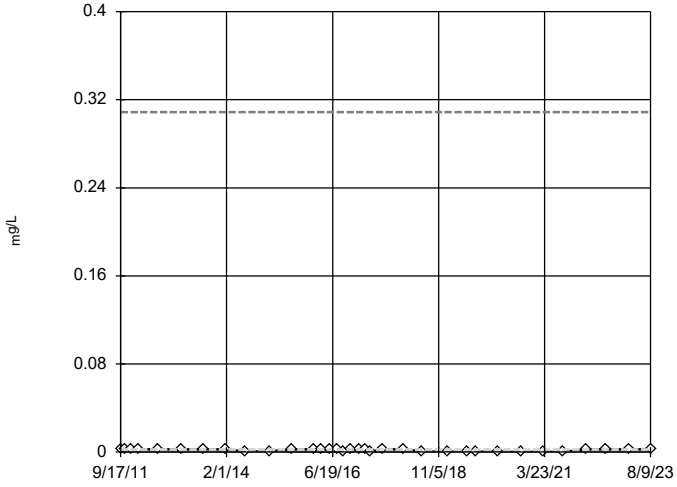

n = 34

No outliers found.
Tukey's method selected by user.

Data were natural log transformed to achieve best W statistic (graph shown in original units).

High cutoff = 0.3088, low cutoff = 0.000004064, based on IQR multiplier of 3.

Constituent: Cobalt Analysis Run 3/26/2024 11:31 AM View: Appendix I & III - Intrawell
Plant Wansley Data: Wansley Landfill

Sanitas™ v.10.0.16 . UG

Tukey's Outlier Screening

GWA-28 (bg)

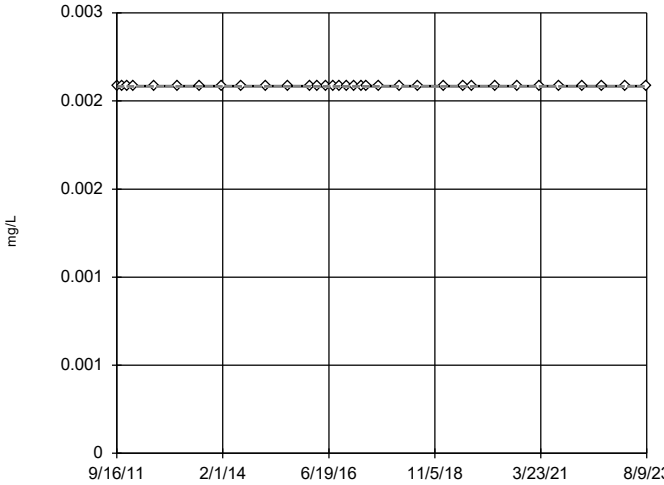

n = 34

No outliers found. Tukey's method selected by user.

Data were square root transformed to achieve best W statistic (graph shown in original units).

The results were invalidated, because the lower and upper quartiles are equal.

Constituent: Cobalt Analysis Run 3/26/2024 11:31 AM View: Appendix I & III - Intrawell
Plant Wansley Data: Wansley Landfill

Sanitas™ v.10.0.16 . UG

Tukey's Outlier Screening

GWA-29 (bg)

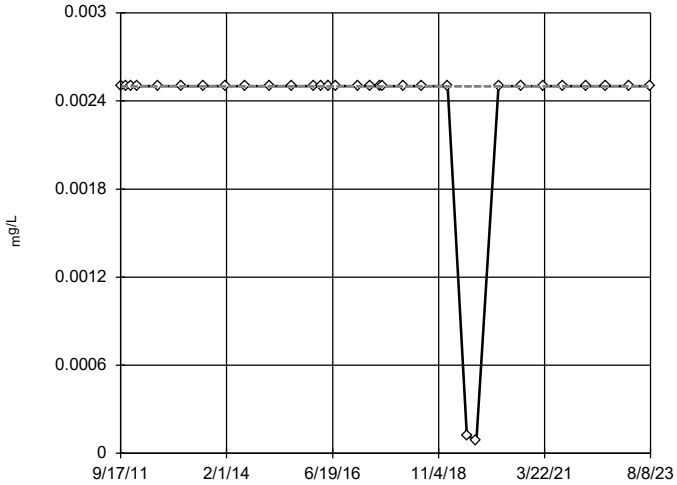

n = 32

No outliers found. Tukey's method selected by user.

Data were natural log transformed to achieve best W statistic (graph shown in original units).

The results were invalidated, because the lower and upper quartiles are equal.

Constituent: Cobalt Analysis Run 3/26/2024 11:31 AM View: Appendix I & III - Intrawell
Plant Wansley Data: Wansley Landfill

Sanitas™ v.10.0.16 . UG

Tukey's Outlier Screening

GWA-3 (bg)

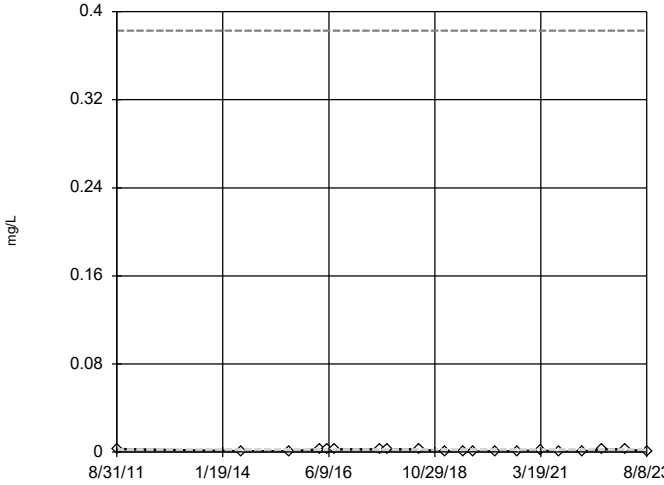

n = 20

No outliers found. Tukey's method selected by user.

Data were natural log transformed to achieve best W statistic (graph shown in original units).

High cutoff = 0.3827, low cutoff = 0.000003053, based on IQR multiplier of 3.

Constituent: Cobalt Analysis Run 3/26/2024 11:31 AM View: Appendix I & III - Intrawell
Plant Wansley Data: Wansley Landfill

Sanitas™ v.10.0.16 . UG

Tukey's Outlier Screening

GWA-4 (bg)

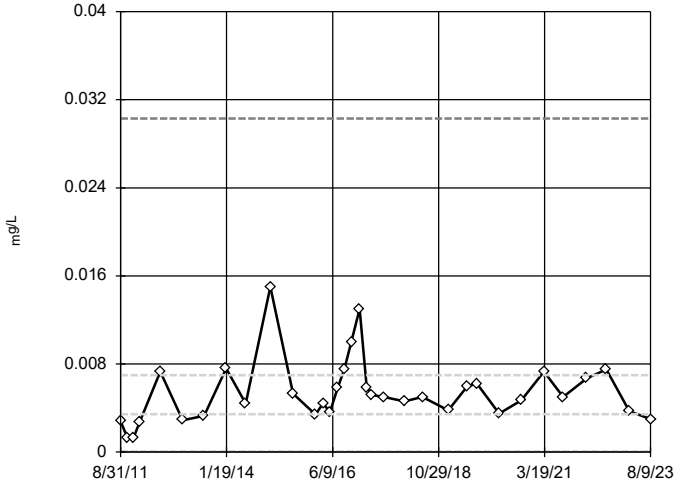

n = 34

No outliers found. Tukey's method selected by user.

Data were cube root transformed to achieve best W statistic (graph shown in original units).

High cutoff = 0.03029, low cutoff = 0.00002875, based on IQR multiplier of 3.

Constituent: Cobalt Analysis Run 3/26/2024 11:32 AM View: Appendix I & III - Intrawell
Plant Wansley Data: Wansley Landfill

Tukey's Outlier Screening

GWC-10

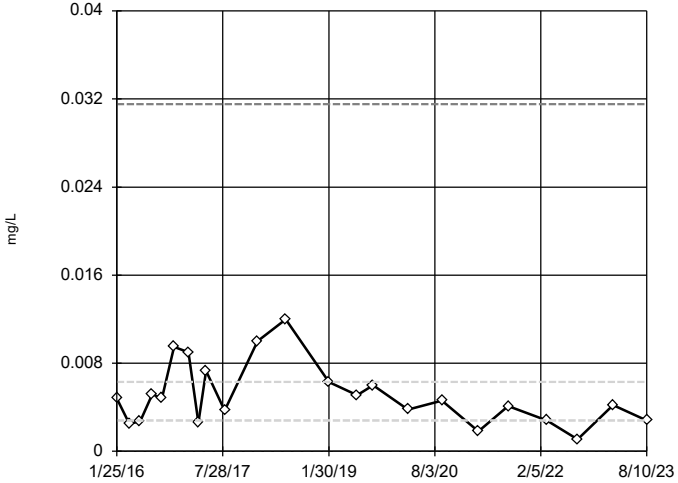

n = 23

No outliers found. Tukey's method selected by user.

Data were cube root transformed to achieve best W statistic (graph shown in original units).

High cutoff = 0.03153, low cutoff = 9.2e-7, based on IQR multiplier of 3.

Constituent: Cobalt Analysis Run 3/26/2024 11:32 AM View: Appendix I & III - Intrawell
Plant Wansley Data: Wansley Landfill

Sanitas™ v.10.0.16 . UG

Tukey's Outlier Screening

GWC-11

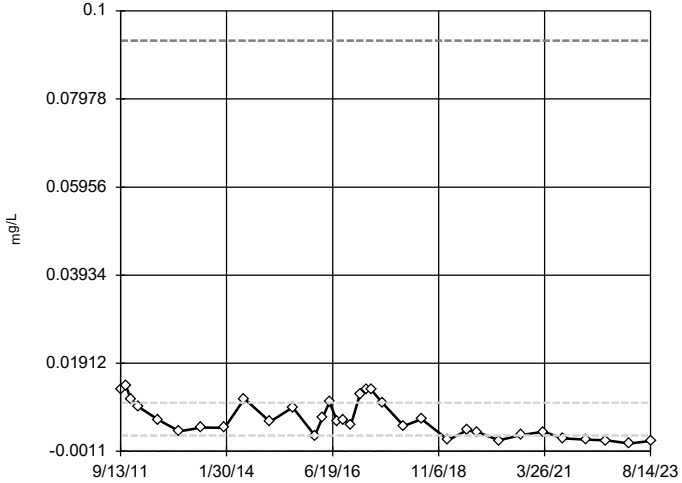

n = 34

No outliers found. Tukey's method selected by user.

Data were cube root transformed to achieve best W statistic (graph shown in original units).

High cutoff = 0.09317, low cutoff = -0.001028, based on IQR multiplier of 3.

Constituent: Cobalt Analysis Run 3/26/2024 11:32 AM View: Appendix I & III - Intrawell
Plant Wansley Data: Wansley Landfill

Sanitas™ v.10.0.16 . UG

Tukey's Outlier Screening

GWC-12

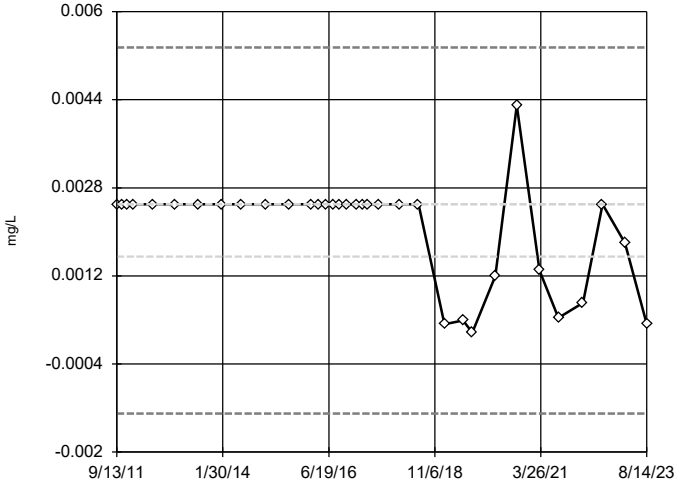

n = 34

No outliers found. Tukey's method selected by user.

Ladder of Powers transformations did not improve normality; analysis run on raw data.

High cutoff = 0.00535, low cutoff = -0.0013, based on IQR multiplier of 3.

Constituent: Cobalt Analysis Run 3/26/2024 11:32 AM View: Appendix I & III - Intrawell
Plant Wansley Data: Wansley Landfill

Sanitas™ v.10.0.16 . UG

Tukey's Outlier Screening

GWC-13

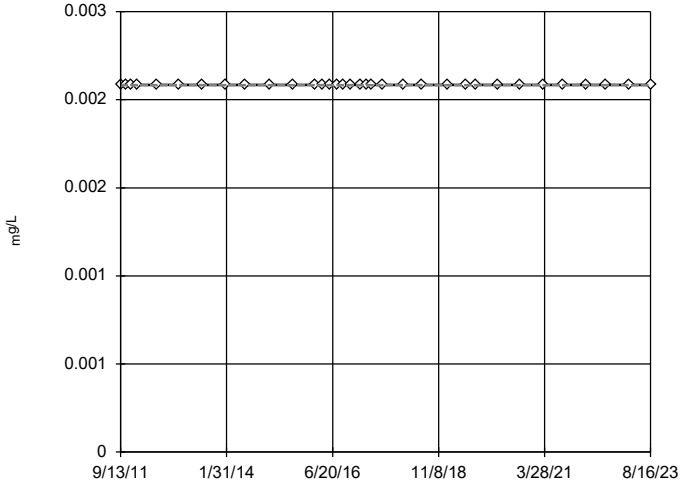

n = 34

No outliers found. Tukey's method selected by user.

Data were square root transformed to achieve best W statistic (graph shown in original units).

The results were invalidated, because the lower and upper quartiles are equal.

Constituent: Cobalt Analysis Run 3/26/2024 11:32 AM View: Appendix I & III - Intrawell
Plant Wansley Data: Wansley Landfill

Sanitas™ v.10.0.16 . UG

Tukey's Outlier Screening

GWC-14

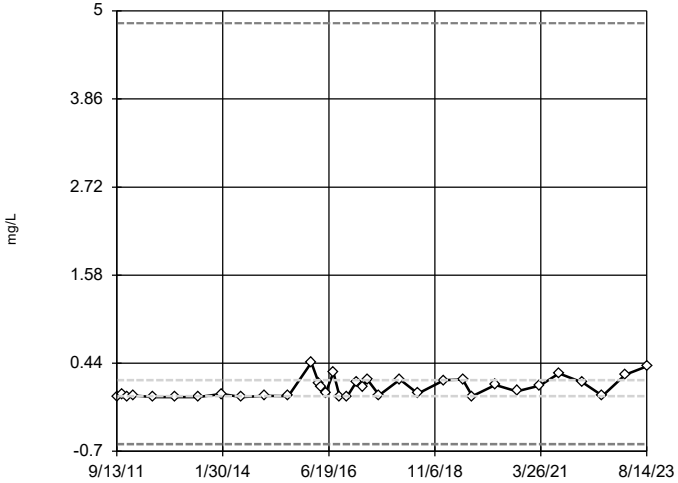

n = 35

No outliers found. Tukey's method selected by user.

Data were cube root transformed to achieve best W statistic (graph shown in original units).

High cutoff = 4.841, low cutoff = -0.6076, based on IQR multiplier of 3.

Constituent: Cobalt Analysis Run 3/26/2024 11:32 AM View: Appendix I & III - Intrawell
Plant Wansley Data: Wansley Landfill

Sanitas™ v.10.0.16 . UG

Tukey's Outlier Screening

GWC-15

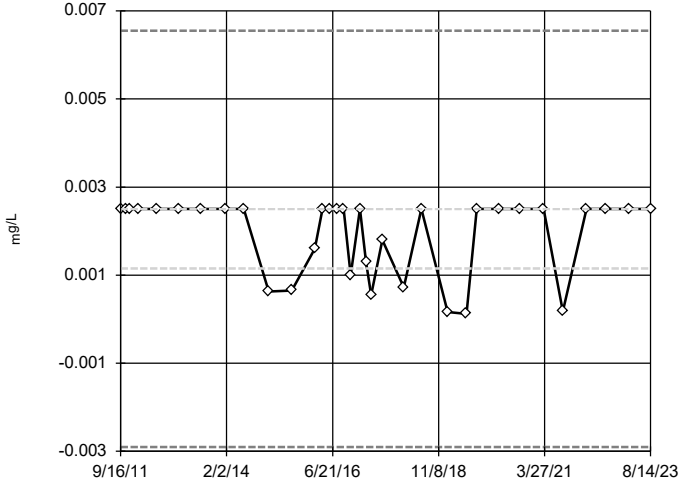

n = 34

No outliers found. Tukey's method selected by user.

Ladder of Powers transformations did not improve normality; analysis run on raw data.

High cutoff = 0.00655, low cutoff = -0.0029, based on IQR multiplier of 3.

Constituent: Cobalt Analysis Run 3/26/2024 11:32 AM View: Appendix I & III - Intrawell
Plant Wansley Data: Wansley Landfill

Sanitas™ v.10.0.16 . UG

Tukey's Outlier Screening

GWC-16

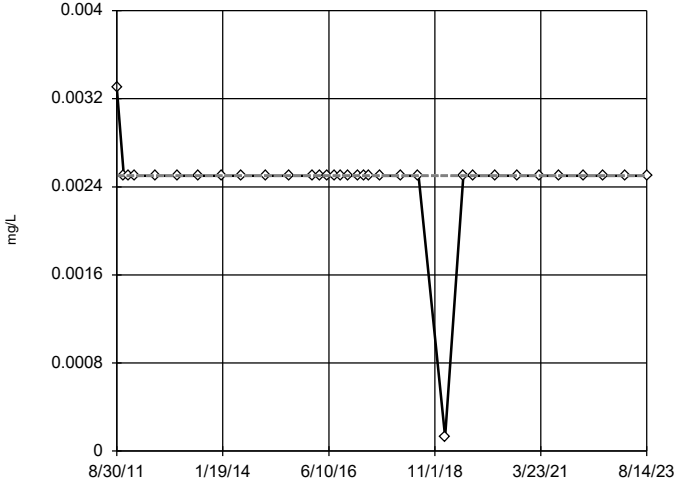

n = 34

No outliers found. Tukey's method selected by user.

Data were cube transformed to achieve best W statistic (graph shown in original units).

The results were invalidated, because the lower and upper quartiles are equal.

Constituent: Cobalt Analysis Run 3/26/2024 11:32 AM View: Appendix I & III - Intrawell
Plant Wansley Data: Wansley Landfill

Sanitas™ v.10.0.16 . UG

Tukey's Outlier Screening

GWC-17

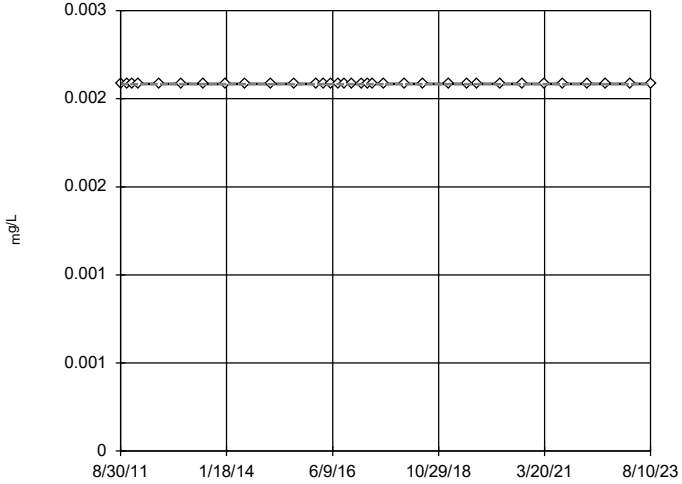

n = 34

No outliers found. Tukey's method selected by user.

Data were square root transformed to achieve best W statistic (graph shown in original units).

The results were invalidated, because the lower and upper quartiles are equal.

Constituent: Cobalt Analysis Run 3/26/2024 11:32 AM View: Appendix I & III - Intrawell
Plant Wansley Data: Wansley Landfill

Sanitas™ v.10.0.16 . UG

Tukey's Outlier Screening

GWC-18

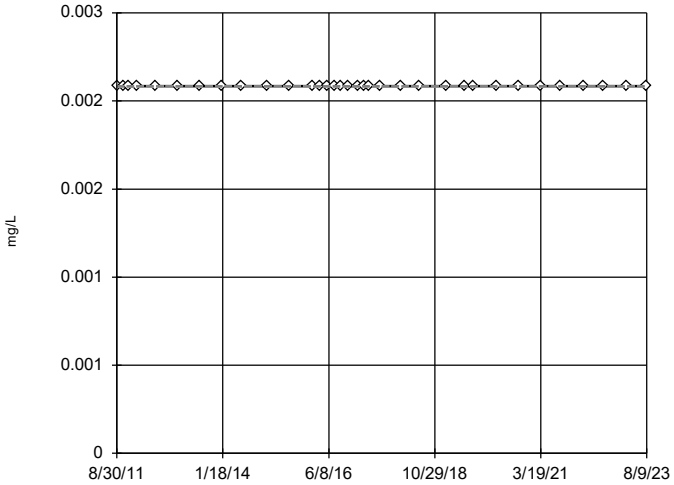

n = 34

No outliers found. Tukey's method selected by user.

Data were square root transformed to achieve best W statistic (graph shown in original units).

The results were invalidated, because the lower and upper quartiles are equal.

Constituent: Cobalt Analysis Run 3/26/2024 11:32 AM View: Appendix I & III - Intrawell
Plant Wansley Data: Wansley Landfill

Sanitas™ v.10.0.16 . UG

Tukey's Outlier Screening

GWC-19

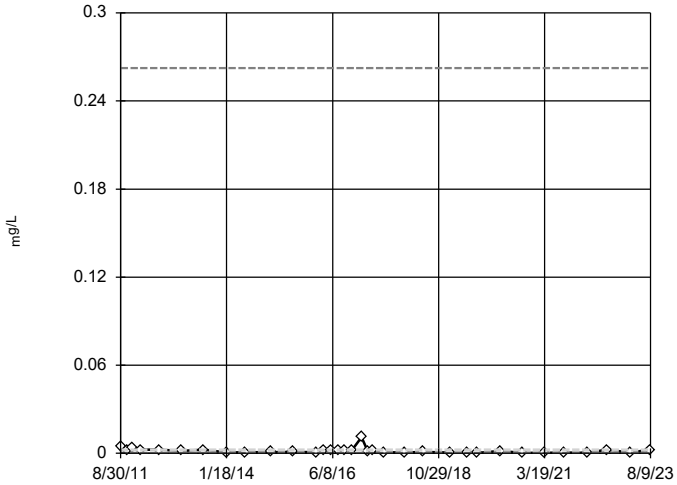

n = 34

No outliers found. Tukey's method selected by user.

Data were natural log transformed to achieve best W statistic (graph shown in original units).

High cutoff = 0.2624, low cutoff = 0.00000505, based on IQR multiplier of 3.

Constituent: Cobalt Analysis Run 3/26/2024 11:32 AM View: Appendix I & III - Intrawell
Plant Wansley Data: Wansley Landfill

Sanitas™ v.10.0.16 . UG

Tukey's Outlier Screening

GWC-20

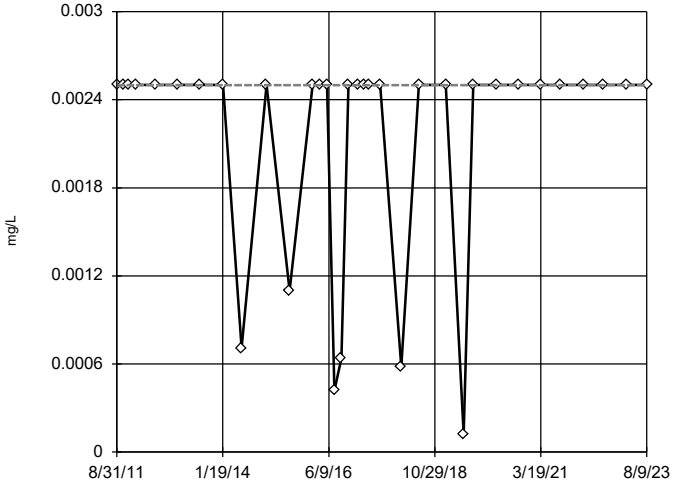

n = 34

No outliers found. Tukey's method selected by user.

Data were square root transformed to achieve best W statistic (graph shown in original units).

The results were invalidated, because the lower and upper quartiles are equal.

Constituent: Cobalt Analysis Run 3/26/2024 11:32 AM View: Appendix I & III - Intrawell
Plant Wansley Data: Wansley Landfill

Sanitas™ v.10.0.16 . UG

Tukey's Outlier Screening

GWC-21

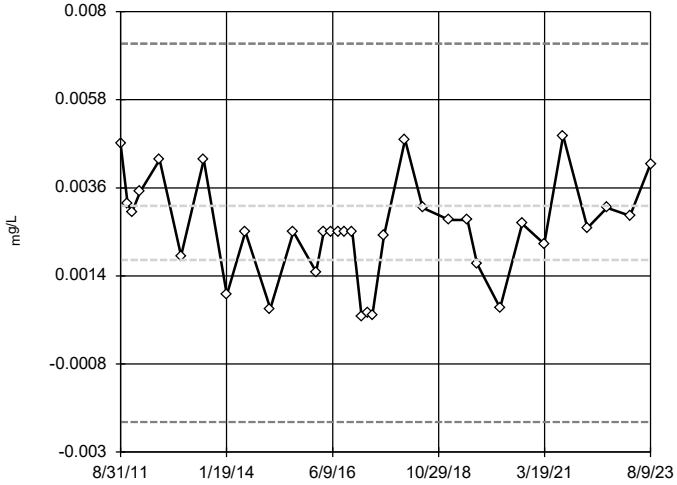

n = 34

No outliers found. Tukey's method selected by user.

Ladder of Powers transformations did not improve normality; analysis run on raw data.

High cutoff = 0.0072, low cutoff = -0.00225, based on IQR multiplier of 3.

Constituent: Cobalt Analysis Run 3/26/2024 11:32 AM View: Appendix I & III - Intrawell
Plant Wansley Data: Wansley Landfill

Sanitas™ v.10.0.16 . UG

Tukey's Outlier Screening

GWC-22

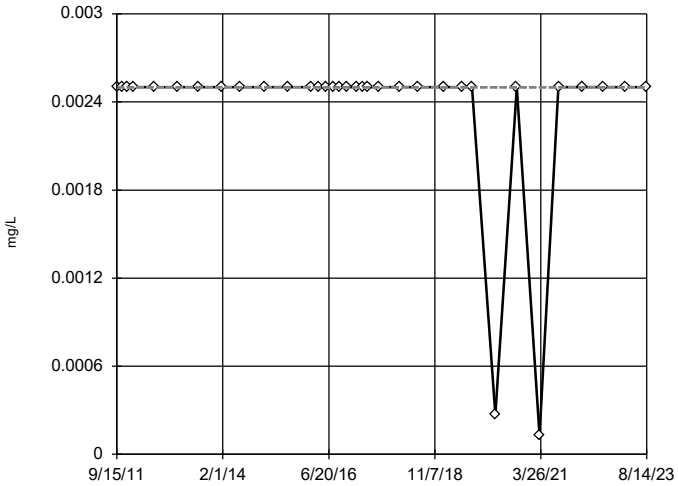

n = 34

No outliers found. Tukey's method selected by user.

Data were natural log transformed to achieve best W statistic (graph shown in original units).

The results were invalidated, because the lower and upper quartiles are equal.

Constituent: Cobalt Analysis Run 3/26/2024 11:32 AM View: Appendix I & III - Intrawell
Plant Wansley Data: Wansley Landfill

Sanitas™ v.10.0.16 . UG

Tukey's Outlier Screening

GWC-23

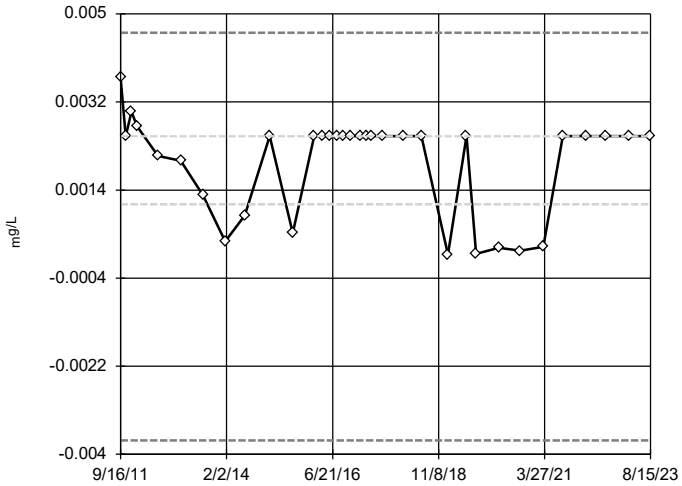

n = 34

No outliers found. Tukey's method selected by user.

Data were square transformed to achieve best W statistic (graph shown in original units).

High cutoff = 0.004616, low cutoff = -0.003718, based on IQR multiplier of 3.

Constituent: Cobalt Analysis Run 3/26/2024 11:32 AM View: Appendix I & III - Intrawell
Plant Wansley Data: Wansley Landfill

Sanitas™ v.10.0.16 . UG

Tukey's Outlier Screening

GWC-24

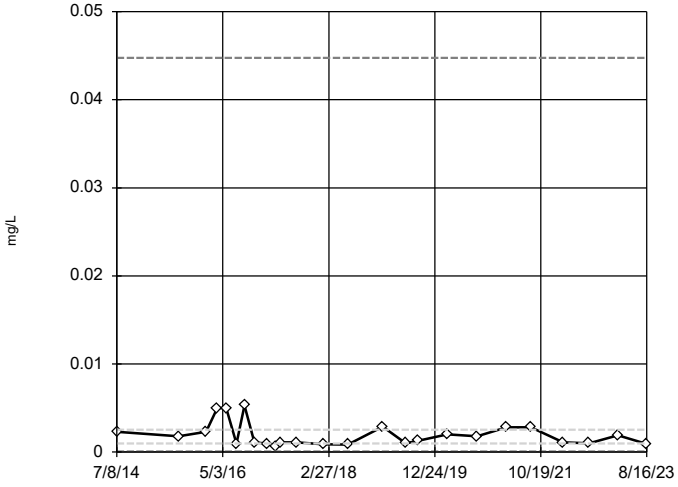

n = 25

No outliers found. Tukey's method selected by user.

Data were natural log transformed to achieve best W statistic (graph shown in original units).

High cutoff = 0.04475, low cutoff = 0.00005529, based on IQR multiplier of 3.

Constituent: Cobalt Analysis Run 3/26/2024 11:32 AM View: Appendix I & III - Intrawell
Plant Wansley Data: Wansley Landfill

Sanitas™ v.10.0.16 . UG

Tukey's Outlier Screening

GWC-25

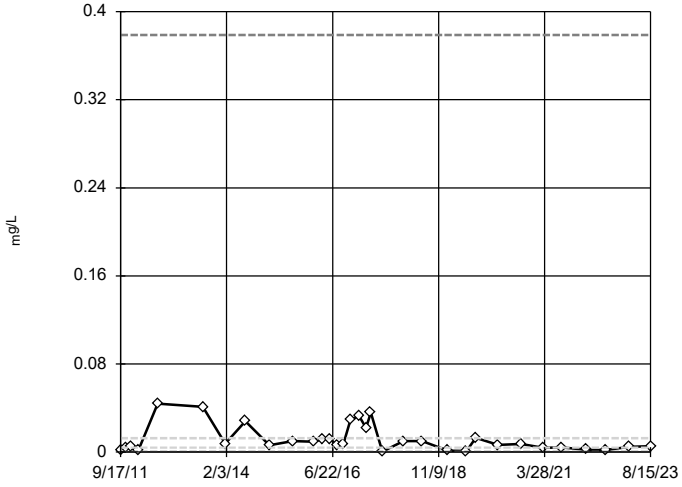

n = 33

No outliers found. Tukey's method selected by user.

Data were natural log transformed to achieve best W statistic (graph shown in original units).

High cutoff = 0.3787, low cutoff = 0.0001347, based on IQR multiplier of 3.

Constituent: Cobalt Analysis Run 3/26/2024 11:32 AM View: Appendix I & III - Intrawell
Plant Wansley Data: Wansley Landfill

Sanitas™ v.10.0.16 . UG

Tukey's Outlier Screening

GWC-26

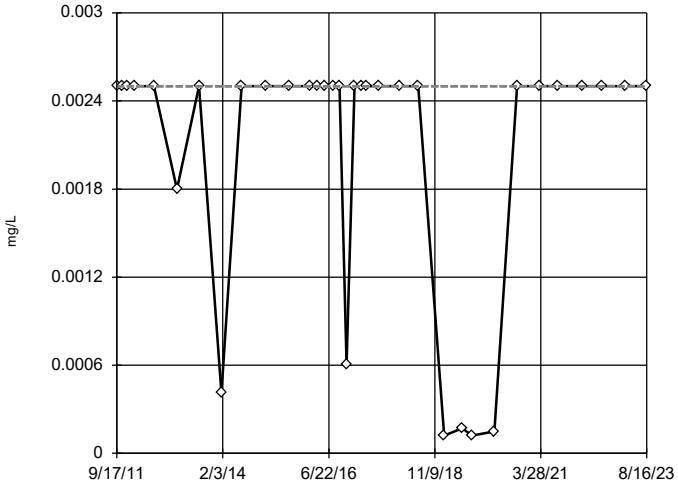

n = 34

No outliers found. Tukey's method selected by user.

Ladder of Powers transformations did not improve normality; analysis run on raw data.

The results were invalidated, because the lower and upper quartiles are equal.

Constituent: Cobalt Analysis Run 3/26/2024 11:32 AM View: Appendix I & III - Intrawell
Plant Wansley Data: Wansley Landfill

Sanitas™ v.10.0.16 . UG

Tukey's Outlier Screening

GWC-27

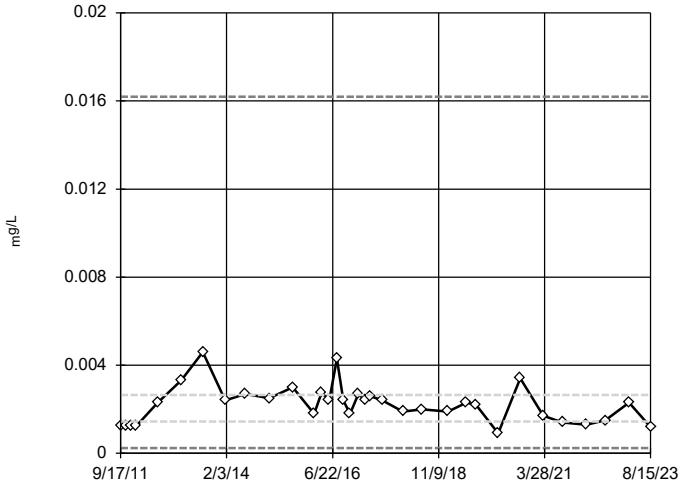

n = 34

No outliers found. Tukey's method selected by user.

Data were natural log transformed to achieve best W statistic (graph shown in original units).

High cutoff = 0.01619, low cutoff = 0.0002371, based on IQR multiplier of 3.

Constituent: Cobalt Analysis Run 3/26/2024 11:32 AM View: Appendix I & III - Intrawell
Plant Wansley Data: Wansley Landfill

Sanitas™ v.10.0.16 . UG

Tukey's Outlier Screening

GWC-30

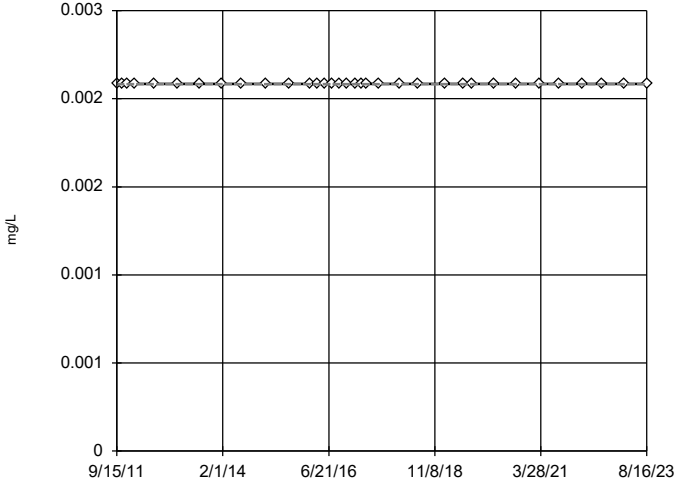

n = 34

No outliers found. Tukey's method selected by user.

Data were square root transformed to achieve best W statistic (graph shown in original units).

The results were invalidated, because the lower and upper quartiles are equal.

Constituent: Cobalt Analysis Run 3/26/2024 11:32 AM View: Appendix I & III - Intrawell
Plant Wansley Data: Wansley Landfill

Sanitas™ v.10.0.16 . UG

Tukey's Outlier Screening

GWC-31

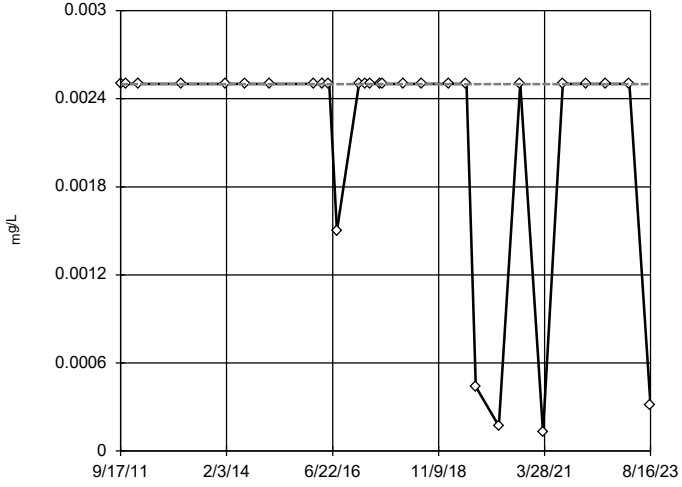

n = 29

No outliers found. Tukey's method selected by user.

Ladder of Powers transformations did not improve normality; analysis run on raw data.

The results were invalidated, because the lower and upper quartiles are equal.

Constituent: Cobalt Analysis Run 3/26/2024 11:32 AM View: Appendix I & III - Intrawell
Plant Wansley Data: Wansley Landfill

Sanitas™ v.10.0.16 . UG

Tukey's Outlier Screening

GWC-32

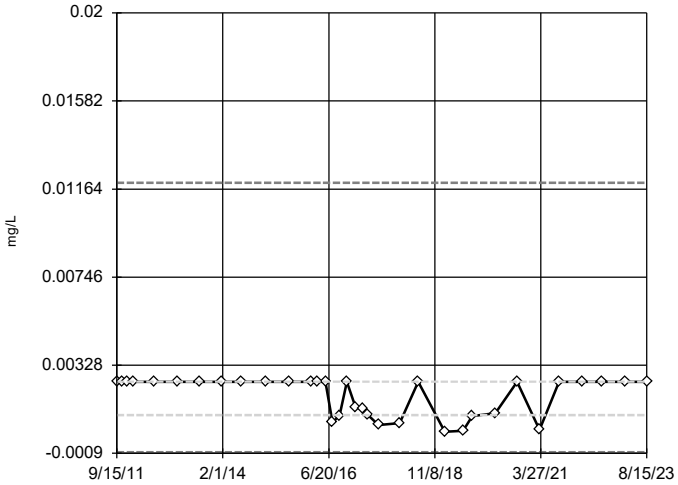

n = 34

No outliers found. Tukey's method selected by user.

Data were square root transformed to achieve best W statistic (graph shown in original units).

High cutoff = 0.01194, low cutoff = -0.0008425, based on IQR multiplier of 3.

Constituent: Cobalt Analysis Run 3/26/2024 11:32 AM View: Appendix I & III - Intrawell
Plant Wansley Data: Wansley Landfill

Sanitas™ v.10.0.16 . UG

Tukey's Outlier Screening

GWC-33

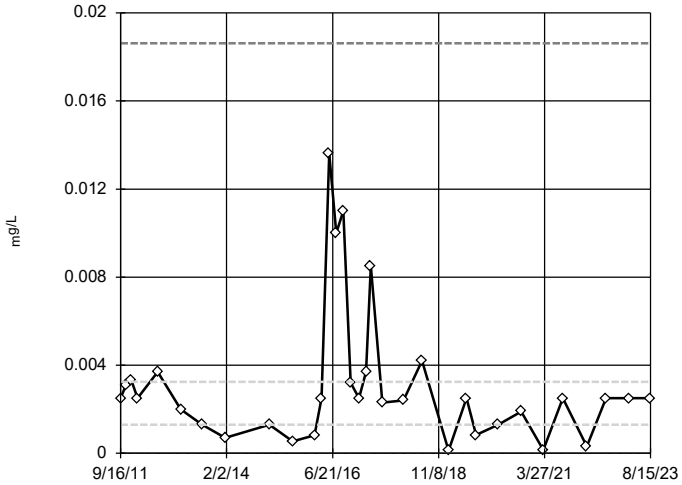

n = 33

No outliers found. Tukey's method selected by user.

Data were cube root transformed to achieve best W statistic (graph shown in original units).

High cutoff = 0.01862, low cutoff = -4.8e-7, based on IQR multiplier of 3.

Constituent: Cobalt Analysis Run 3/26/2024 11:32 AM View: Appendix I & III - Intrawell
Plant Wansley Data: Wansley Landfill

Sanitas™ v.10.0.16 . UG

Tukey's Outlier Screening

GWC-34

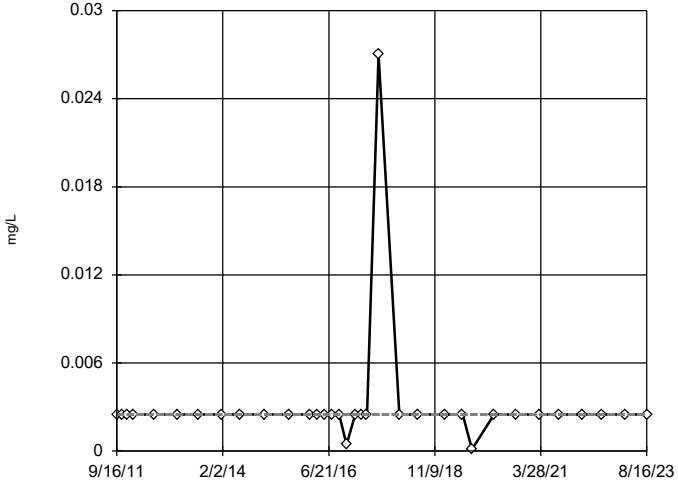

n = 34

No outliers found. Tukey's method selected by user.

Data were natural log transformed to achieve best W statistic (graph shown in original units).

The results were invalidated, because the lower and upper quartiles are equal.

Constituent: Cobalt Analysis Run 3/26/2024 11:32 AM View: Appendix I & III - Intrawell
Plant Wansley Data: Wansley Landfill

Sanitas™ v.10.0.16 . UG

Tukey's Outlier Screening

GWC-35

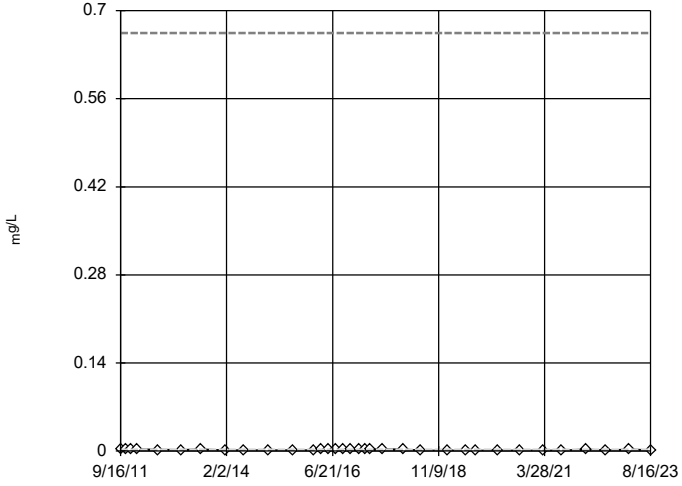

n = 34

No outliers found. Tukey's method selected by user.

Data were natural log transformed to achieve best W statistic (graph shown in original units).

High cutoff = 0.6644, low cutoff = 0.000001463, based on IQR multiplier of 3.

Constituent: Cobalt Analysis Run 3/26/2024 11:32 AM View: Appendix I & III - Intrawell
Plant Wansley Data: Wansley Landfill

Sanitas™ v.10.0.16 . UG

Tukey's Outlier Screening

GWC-5

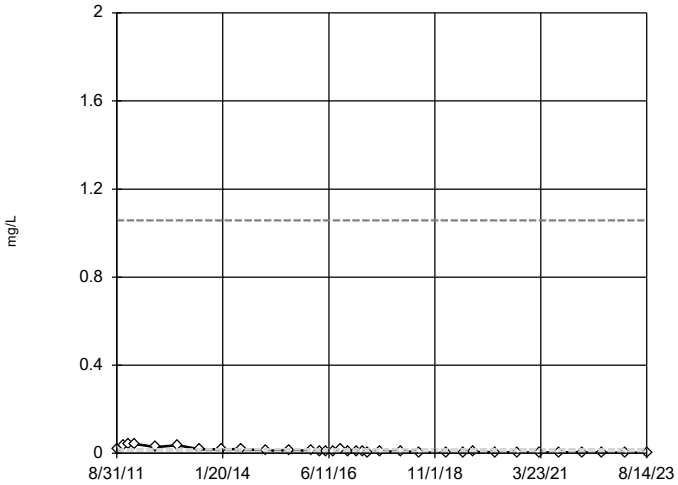

n = 34

No outliers found. Tukey's method selected by user.

Data were natural log transformed to achieve best W statistic (graph shown in original units).

High cutoff = 1.058, low cutoff = 0.00008393, based on IQR multiplier of 3.

Constituent: Cobalt Analysis Run 3/26/2024 11:32 AM View: Appendix I & III - Intrawell
Plant Wansley Data: Wansley Landfill

Sanitas™ v.10.0.16 . UG

Tukey's Outlier Screening

GWC-6

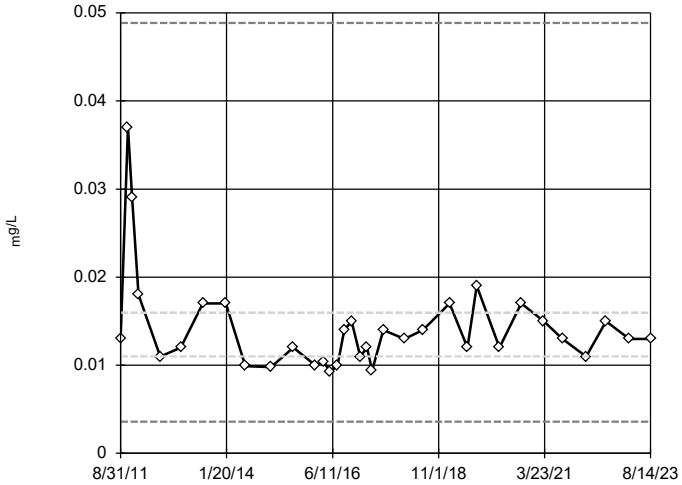

n = 34

No outliers found. Tukey's method selected by user.

Data were natural log transformed to achieve best W statistic (graph shown in original units).

High cutoff = 0.04885, low cutoff = 0.003596, based on IQR multiplier of 3.

Constituent: Cobalt Analysis Run 3/26/2024 11:32 AM View: Appendix I & III - Intrawell
Plant Wansley Data: Wansley Landfill

Sanitas™ v.10.0.16 . UG

Tukey's Outlier Screening

GWC-7

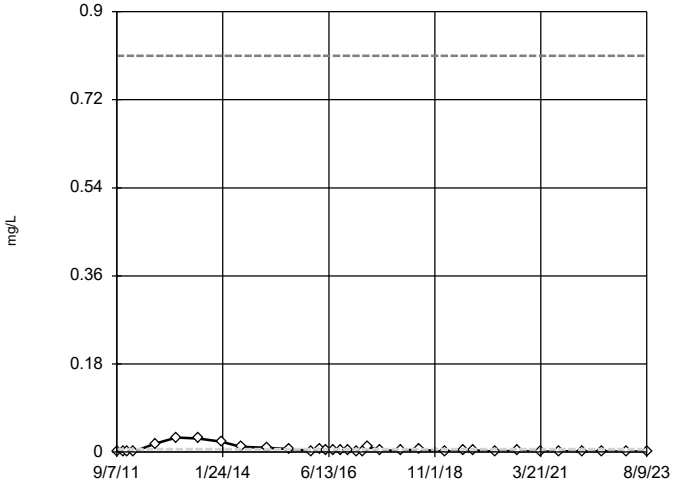

n = 34

No outliers found. Tukey's method selected by user.

Data were natural log transformed to achieve best W statistic (graph shown in original units).

High cutoff = 0.8099, low cutoff = 0.000009734, based on IQR multiplier of 3.

Constituent: Cobalt Analysis Run 3/26/2024 11:32 AM View: Appendix I & III - Intrawell
Plant Wansley Data: Wansley Landfill

Sanitas™ v.10.0.16 . UG

Tukey's Outlier Screening

GWC-8

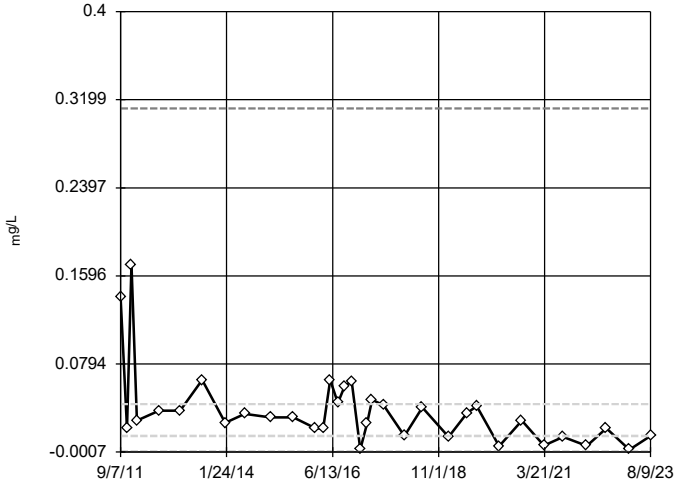

n = 34

No outliers found. Tukey's method selected by user.

Data were cube root transformed to achieve best W statistic (graph shown in original units).

High cutoff = 0.312, low cutoff = -0.0006562, based on IQR multiplier of 3.

Constituent: Cobalt Analysis Run 3/26/2024 11:32 AM View: Appendix I & III - Intrawell
Plant Wansley Data: Wansley Landfill

Sanitas™ v.10.0.16 . UG

Tukey's Outlier Screening

GWC-9

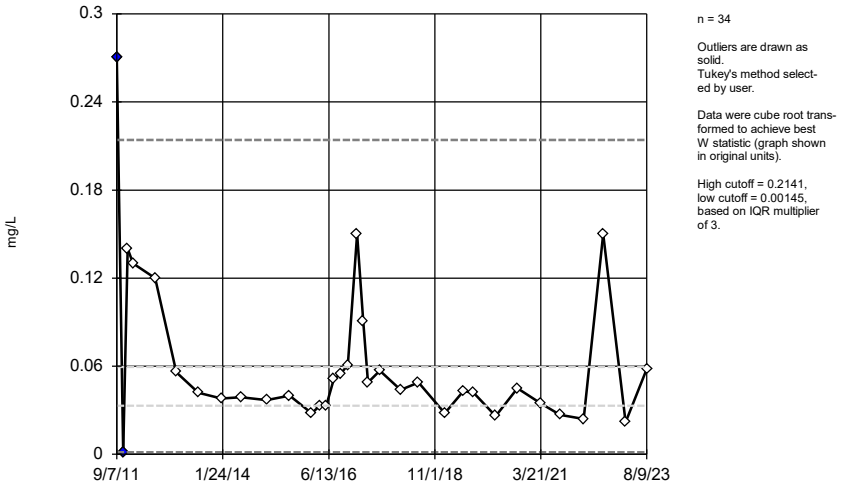

n = 34

Outliers are drawn as solid.
Tukey's method selected by user.

Data were cube root transformed to achieve best W statistic (graph shown in original units).

High cutoff = 0.2141, low cutoff = 0.00145, based on IQR multiplier of 3.

Constituent: Cobalt Analysis Run 3/26/2024 11:32 AM View: Appendix I & III - Intrawell
Plant Wansley Data: Wansley Landfill

Sanitas™ v.10.0.16 . UG

Tukey's Outlier Screening

GWA-1 (bg)

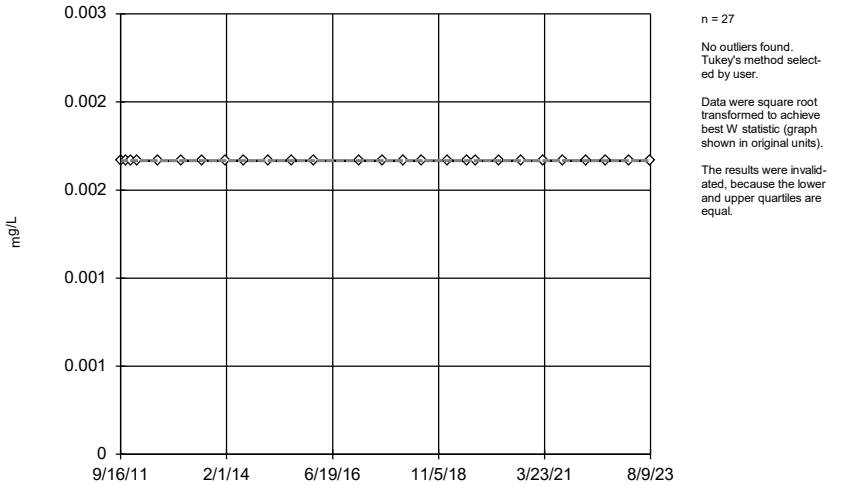

n = 27

No outliers found.
Tukey's method selected by user.

Data were square root transformed to achieve best W statistic (graph shown in original units).

The results were invalidated, because the lower and upper quartiles are equal.

Constituent: Copper Analysis Run 3/26/2024 11:32 AM View: Appendix I & III - Intrawell
Plant Wansley Data: Wansley Landfill

Sanitas™ v.10.0.16 . UG

Tukey's Outlier Screening

GWA-2 (bg)

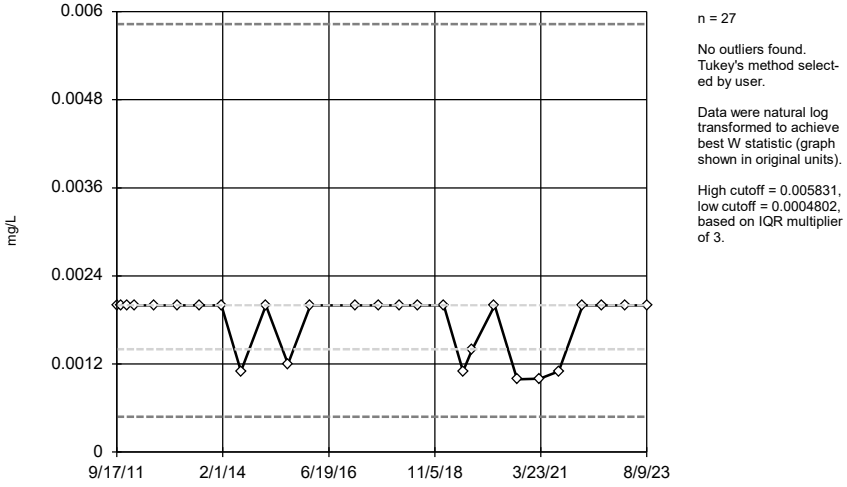

n = 27

No outliers found.
Tukey's method selected by user.

Data were natural log transformed to achieve best W statistic (graph shown in original units).

High cutoff = 0.005831, low cutoff = 0.0004802, based on IQR multiplier of 3.

Constituent: Copper Analysis Run 3/26/2024 11:32 AM View: Appendix I & III - Intrawell
Plant Wansley Data: Wansley Landfill

Sanitas™ v.10.0.16 . UG

Tukey's Outlier Screening

GWA-28 (bg)

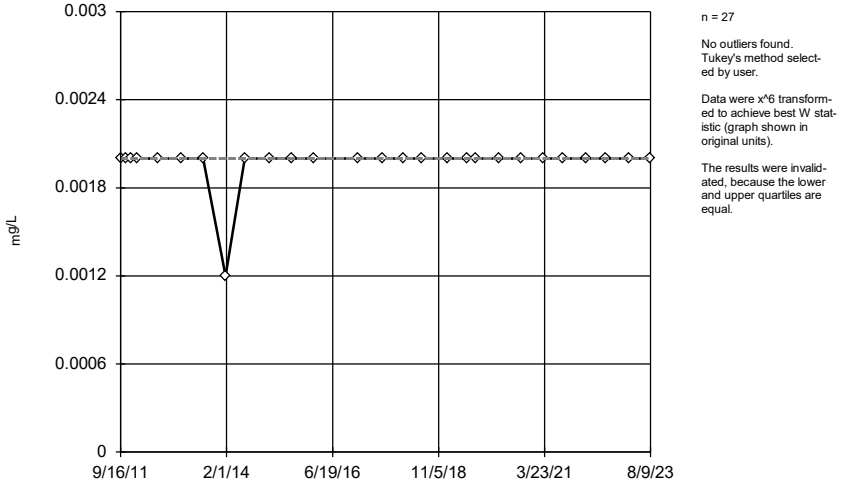

n = 27

No outliers found.
Tukey's method selected by user.

Data were x^6 transformed to achieve best W statistic (graph shown in original units).

The results were invalidated, because the lower and upper quartiles are equal.

Constituent: Copper Analysis Run 3/26/2024 11:32 AM View: Appendix I & III - Intrawell
Plant Wansley Data: Wansley Landfill

Tukey's Outlier Screening

GWA-29 (bg)

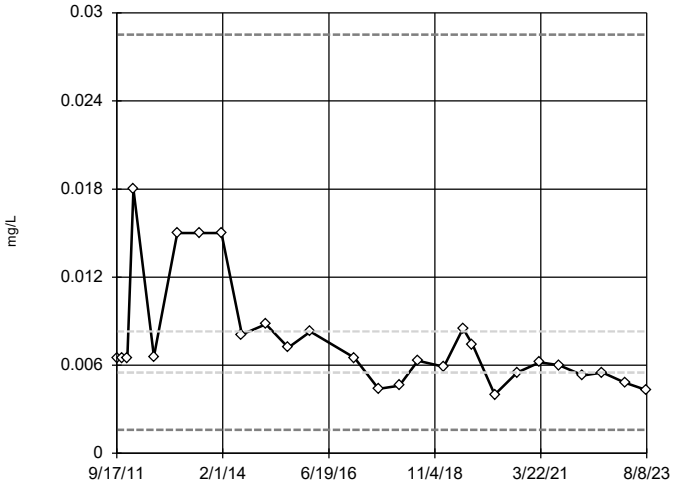

n = 27

No outliers found. Tukey's method selected by user.

Data were natural log transformed to achieve best W statistic (graph shown in original units).

High cutoff = 0.02852, low cutoff = 0.0016, based on IQR multiplier of 3.

Constituent: Copper Analysis Run 3/26/2024 11:32 AM View: Appendix I & III - Intrawell
Plant Wansley Data: Wansley Landfill

Sanitas™ v.10.0.16 . UG

Tukey's Outlier Screening

GWA-3 (bg)

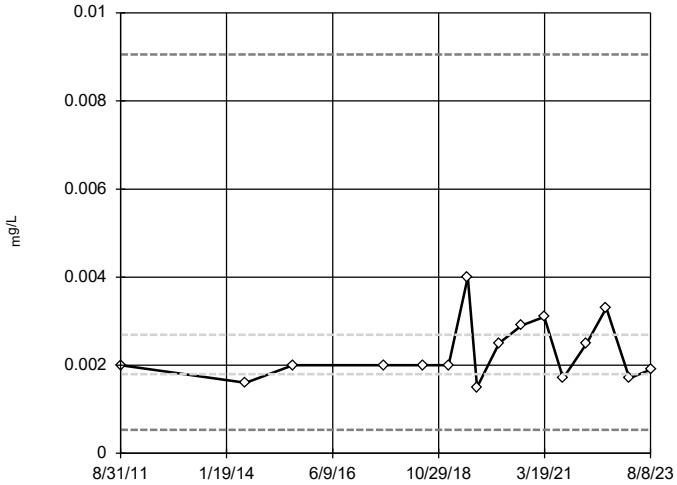

n = 16

No outliers found. Tukey's method selected by user.

Data were natural log transformed to achieve best W statistic (graph shown in original units).

High cutoff = 0.009055, low cutoff = 0.0005344, based on IQR multiplier of 3.

Constituent: Copper Analysis Run 3/26/2024 11:32 AM View: Appendix I & III - Intrawell
Plant Wansley Data: Wansley Landfill

Sanitas™ v.10.0.16 . UG

Tukey's Outlier Screening

GWA-4 (bg)

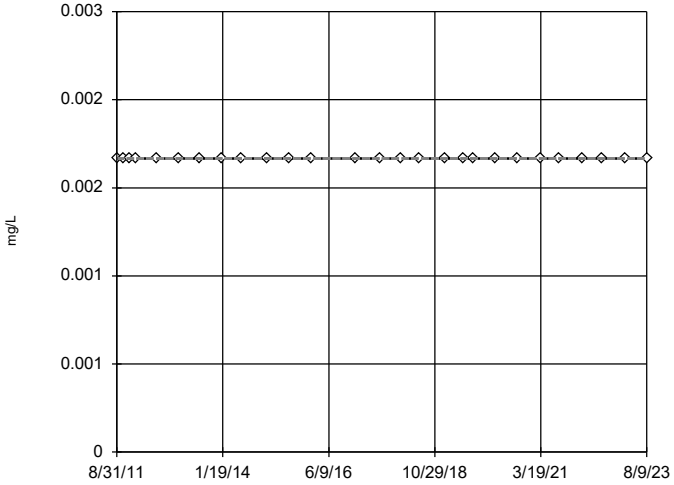

n = 27

No outliers found. Tukey's method selected by user.

Data were square root transformed to achieve best W statistic (graph shown in original units).

The results were invalidated, because the lower and upper quartiles are equal.

Constituent: Copper Analysis Run 3/26/2024 11:32 AM View: Appendix I & III - Intrawell
Plant Wansley Data: Wansley Landfill

Sanitas™ v.10.0.16 . UG

Tukey's Outlier Screening

GWC-10

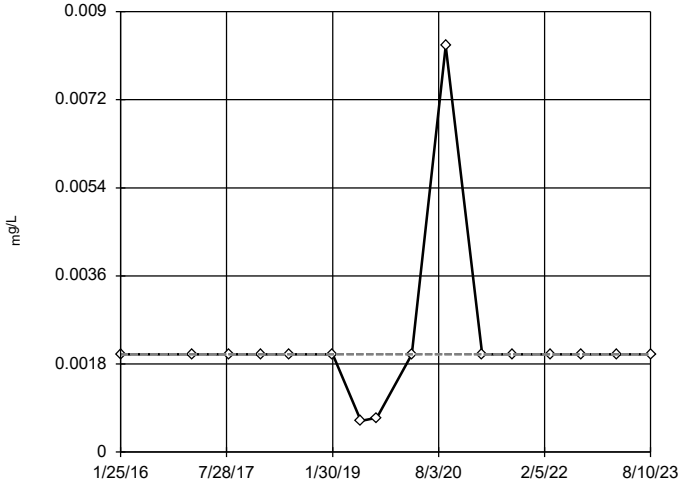

n = 16

No outliers found. Tukey's method selected by user.

Data were natural log transformed to achieve best W statistic (graph shown in original units).

The results were invalidated, because the lower and upper quartiles are equal.

Constituent: Copper Analysis Run 3/26/2024 11:32 AM View: Appendix I & III - Intrawell
Plant Wansley Data: Wansley Landfill

Sanitas™ v.10.0.16 . UG

Tukey's Outlier Screening

GWC-11

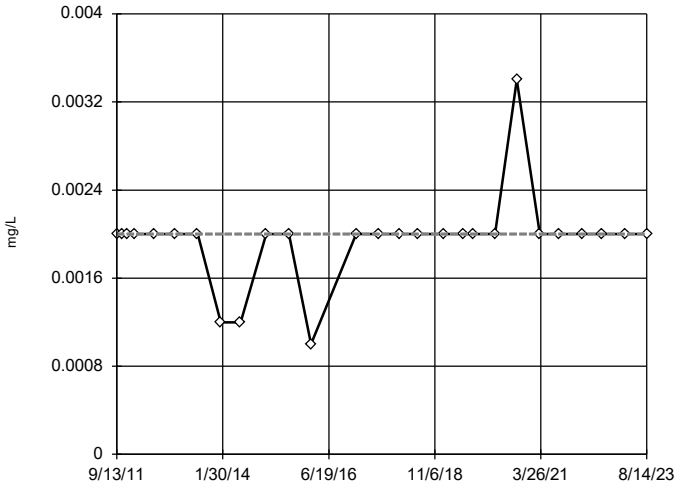

n = 27

No outliers found. Tukey's method selected by user.

Data were cube root transformed to achieve best W statistic (graph shown in original units).

The results were invalidated, because the lower and upper quartiles are equal.

Constituent: Copper Analysis Run 3/26/2024 11:32 AM View: Appendix I & III - Intrawell
Plant Wansley Data: Wansley Landfill

Sanitas™ v.10.0.16 . UG

Tukey's Outlier Screening

GWC-12

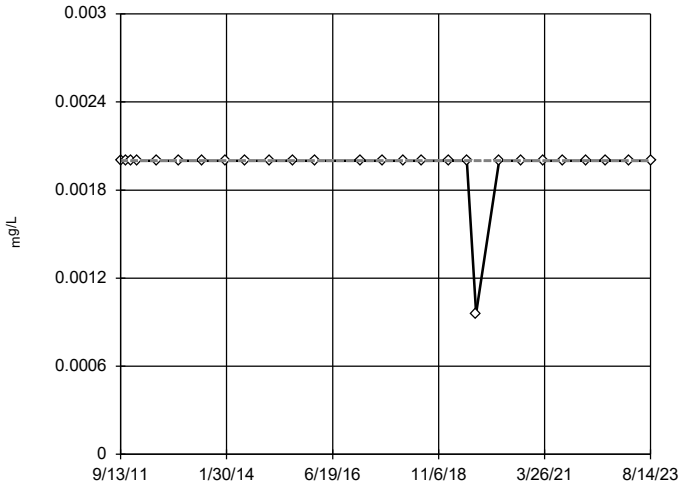

n = 27

No outliers found. Tukey's method selected by user.

Data were square root transformed to achieve best W statistic (graph shown in original units).

The results were invalidated, because the lower and upper quartiles are equal.

Constituent: Copper Analysis Run 3/26/2024 11:32 AM View: Appendix I & III - Intrawell
Plant Wansley Data: Wansley Landfill

Sanitas™ v.10.0.16 . UG

Tukey's Outlier Screening

GWC-13

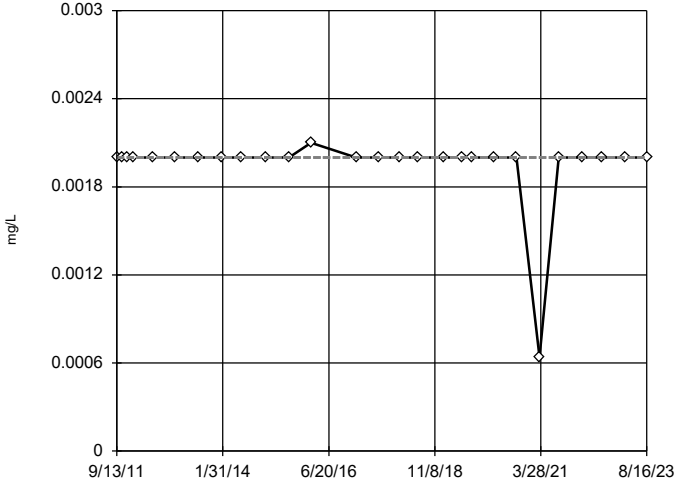

n = 27

No outliers found. Tukey's method selected by user.

Data were x^6 transformed to achieve best W statistic (graph shown in original units).

The results were invalidated, because the lower and upper quartiles are equal.

Constituent: Copper Analysis Run 3/26/2024 11:32 AM View: Appendix I & III - Intrawell
Plant Wansley Data: Wansley Landfill

Sanitas™ v.10.0.16 . UG

Tukey's Outlier Screening

GWC-14

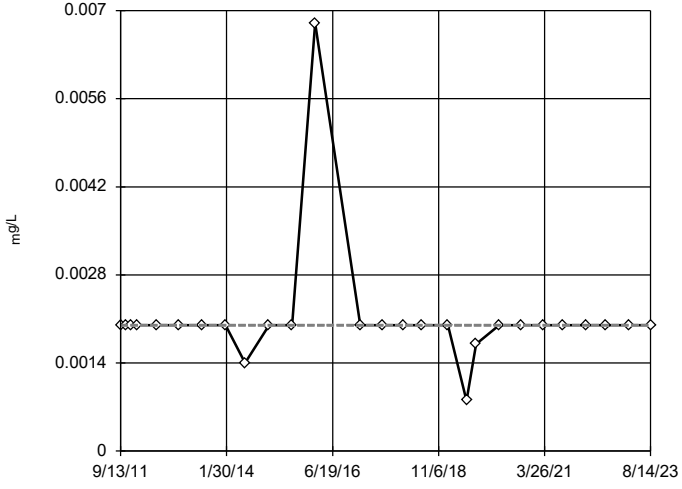

n = 27

No outliers found. Tukey's method selected by user.

Data were natural log transformed to achieve best W statistic (graph shown in original units).

The results were invalidated, because the lower and upper quartiles are equal.

Constituent: Copper Analysis Run 3/26/2024 11:32 AM View: Appendix I & III - Intrawell
Plant Wansley Data: Wansley Landfill

Sanitas™ v.10.0.16 . UG

Tukey's Outlier Screening

GWC-15

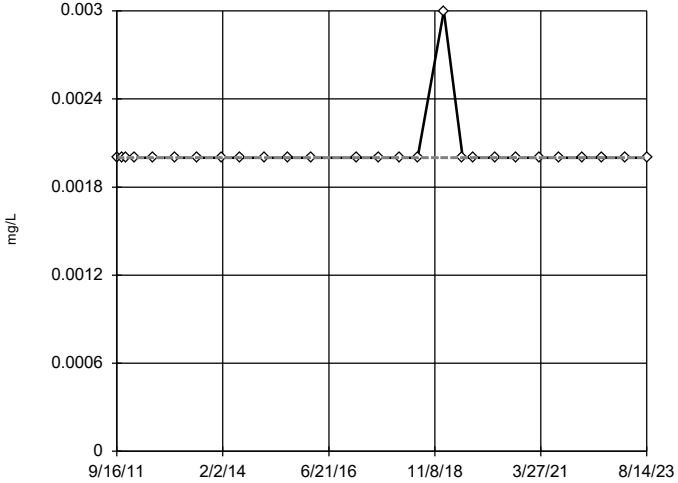

n = 27

No outliers found. Tukey's method selected by user.

Data were square transformed to achieve best W statistic (graph shown in original units).

The results were invalidated, because the lower and upper quartiles are equal.

Constituent: Copper Analysis Run 3/26/2024 11:32 AM View: Appendix I & III - Intrawell
Plant Wansley Data: Wansley Landfill

Sanitas™ v.10.0.16 . UG

Tukey's Outlier Screening

GWC-16

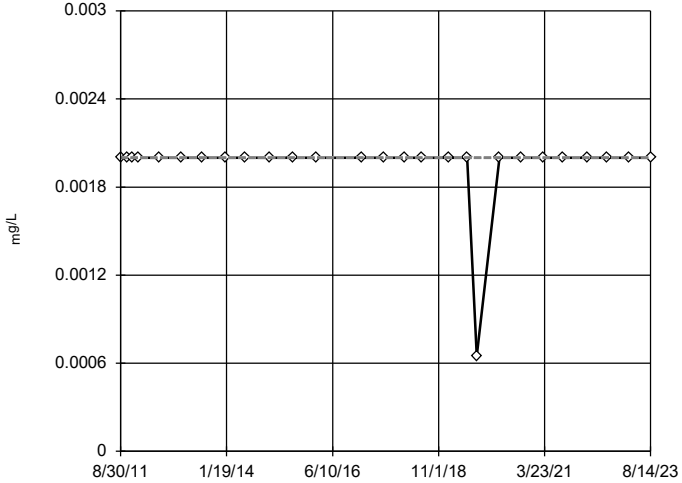

n = 27

No outliers found. Tukey's method selected by user.

Data were x^6 transformed to achieve best W statistic (graph shown in original units).

The results were invalidated, because the lower and upper quartiles are equal.

Constituent: Copper Analysis Run 3/26/2024 11:32 AM View: Appendix I & III - Intrawell
Plant Wansley Data: Wansley Landfill

Sanitas™ v.10.0.16 . UG

Tukey's Outlier Screening

GWC-17

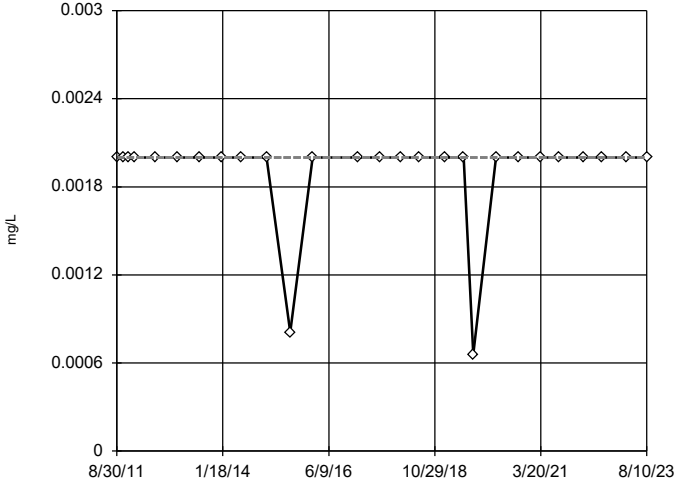

n = 27

No outliers found. Tukey's method selected by user.

Data were natural log transformed to achieve best W statistic (graph shown in original units).

The results were invalidated, because the lower and upper quartiles are equal.

Constituent: Copper Analysis Run 3/26/2024 11:32 AM View: Appendix I & III - Intrawell
Plant Wansley Data: Wansley Landfill

Sanitas™ v.10.0.16 . UG

Tukey's Outlier Screening

GWC-18

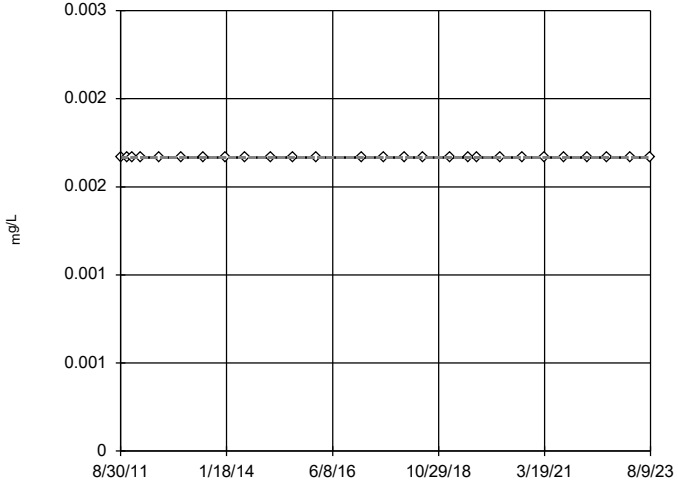

n = 27

No outliers found. Tukey's method selected by user.

Data were square root transformed to achieve best W statistic (graph shown in original units).

The results were invalidated, because the lower and upper quartiles are equal.

Constituent: Copper Analysis Run 3/26/2024 11:32 AM View: Appendix I & III - Intrawell
Plant Wansley Data: Wansley Landfill

Sanitas™ v.10.0.16 . UG

Tukey's Outlier Screening

GWC-19

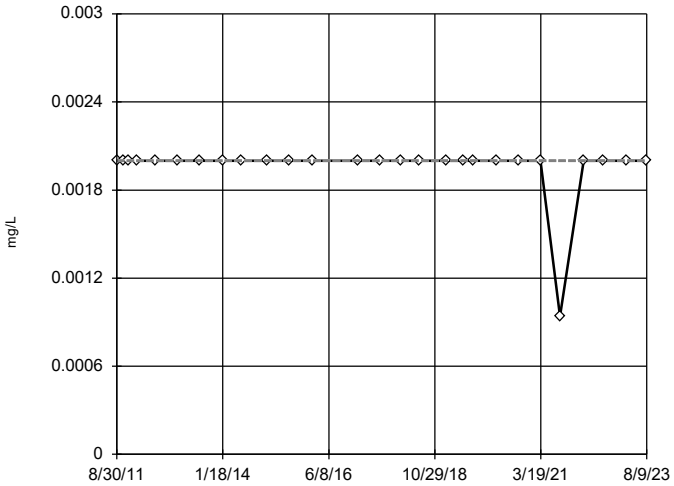

n = 27

No outliers found. Tukey's method selected by user.

Data were natural log transformed to achieve best W statistic (graph shown in original units).

The results were invalidated, because the lower and upper quartiles are equal.

Constituent: Copper Analysis Run 3/26/2024 11:32 AM View: Appendix I & III - Intrawell
Plant Wansley Data: Wansley Landfill

Sanitas™ v.10.0.16 . UG

Tukey's Outlier Screening

GWC-20

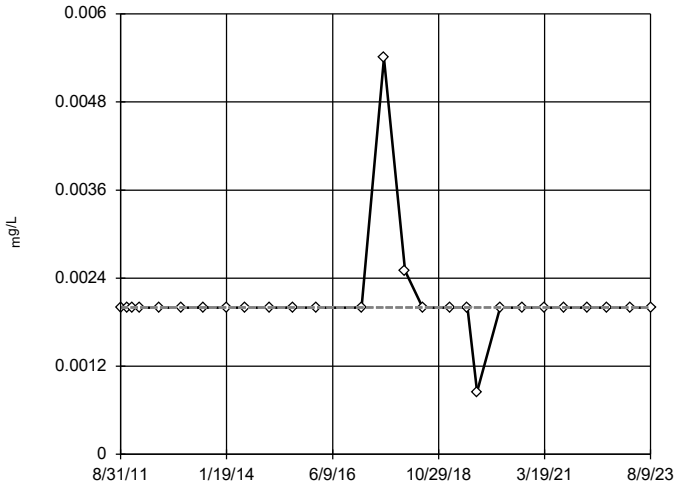

n = 27

No outliers found. Tukey's method selected by user.

Data were natural log transformed to achieve best W statistic (graph shown in original units).

The results were invalidated, because the lower and upper quartiles are equal.

Constituent: Copper Analysis Run 3/26/2024 11:32 AM View: Appendix I & III - Intrawell
Plant Wansley Data: Wansley Landfill

Sanitas™ v.10.0.16 . UG

Tukey's Outlier Screening

GWC-21

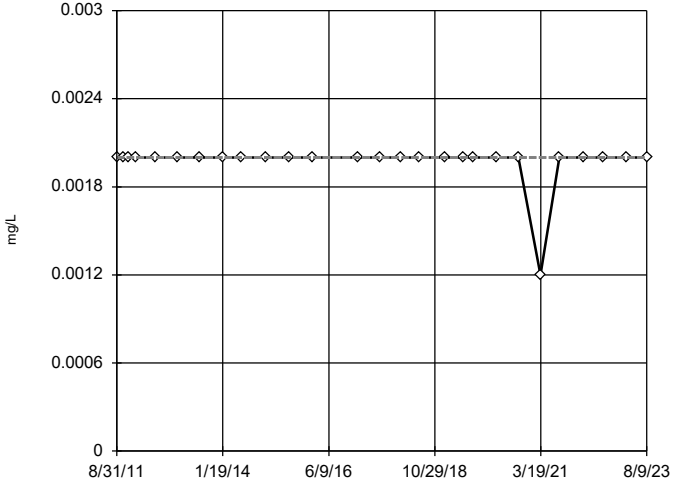

n = 27

No outliers found. Tukey's method selected by user.

Data were x^6 transformed to achieve best W statistic (graph shown in original units).

The results were invalidated, because the lower and upper quartiles are equal.

Constituent: Copper Analysis Run 3/26/2024 11:32 AM View: Appendix I & III - Intrawell
Plant Wansley Data: Wansley Landfill

Sanitas™ v.10.0.16 . UG

Tukey's Outlier Screening

GWC-22

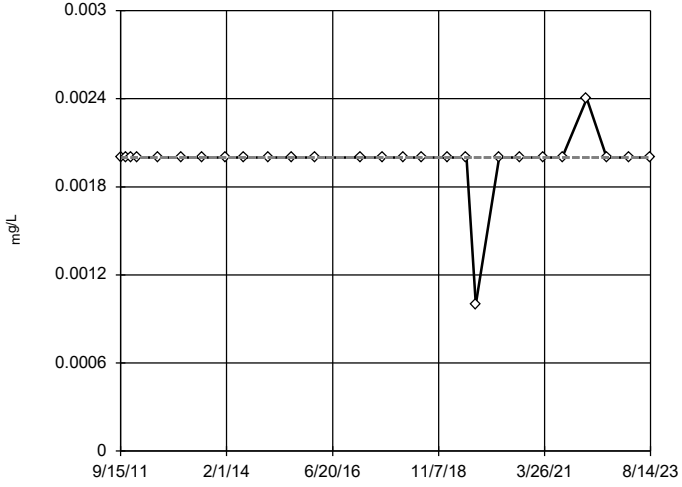

n = 27

No outliers found. Tukey's method selected by user.

Data were x^4 transformed to achieve best W statistic (graph shown in original units).

The results were invalidated, because the lower and upper quartiles are equal.

Constituent: Copper Analysis Run 3/26/2024 11:32 AM View: Appendix I & III - Intrawell
Plant Wansley Data: Wansley Landfill

Sanitas™ v.10.0.16 . UG

Tukey's Outlier Screening

GWC-23

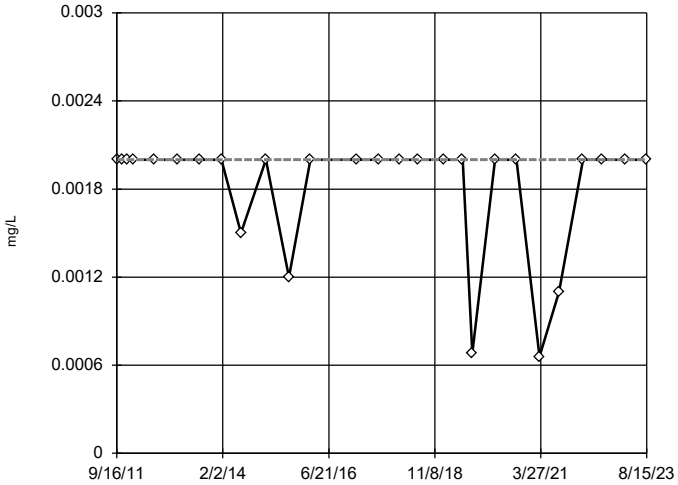

n = 27

No outliers found. Tukey's method selected by user.

Data were square transformed to achieve best W statistic (graph shown in original units).

The results were invalidated, because the lower and upper quartiles are equal.

Constituent: Copper Analysis Run 3/26/2024 11:32 AM View: Appendix I & III - Intrawell
Plant Wansley Data: Wansley Landfill

Sanitas™ v.10.0.16 . UG

Tukey's Outlier Screening

GWC-24

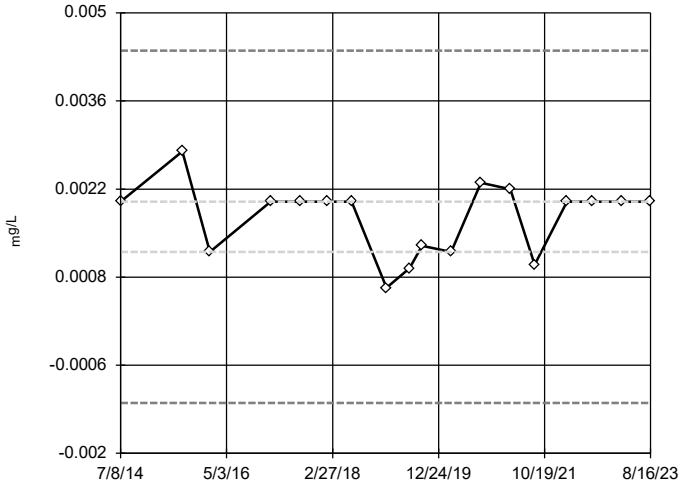

n = 18

No outliers found. Tukey's method selected by user.

Ladder of Powers transformations did not improve normality; analysis run on raw data.

High cutoff = 0.0044, low cutoff = -0.0012, based on IQR multiplier of 3.

Constituent: Copper Analysis Run 3/26/2024 11:32 AM View: Appendix I & III - Intrawell
Plant Wansley Data: Wansley Landfill

Sanitas™ v.10.0.16 . UG

Tukey's Outlier Screening

GWC-25

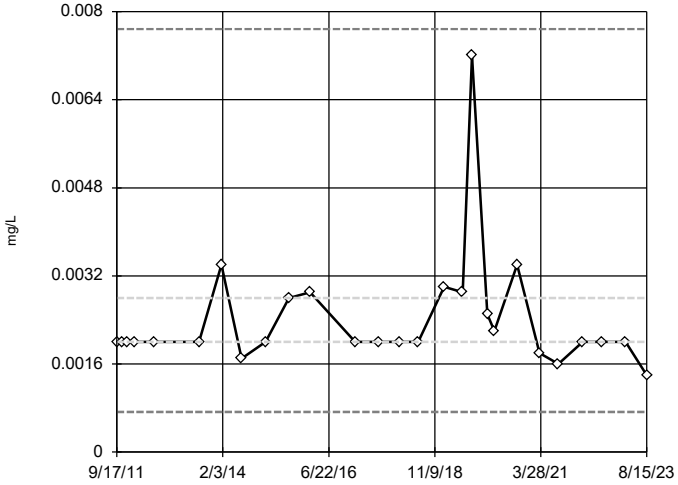

n = 27

No outliers found. Tukey's method selected by user.

Data were natural log transformed to achieve best W statistic (graph shown in original units).

High cutoff = 0.007683, low cutoff = 0.0007289, based on IQR multiplier of 3.

Constituent: Copper Analysis Run 3/26/2024 11:32 AM View: Appendix I & III - Intrawell
Plant Wansley Data: Wansley Landfill

Sanitas™ v.10.0.16 . UG

Tukey's Outlier Screening

GWC-26

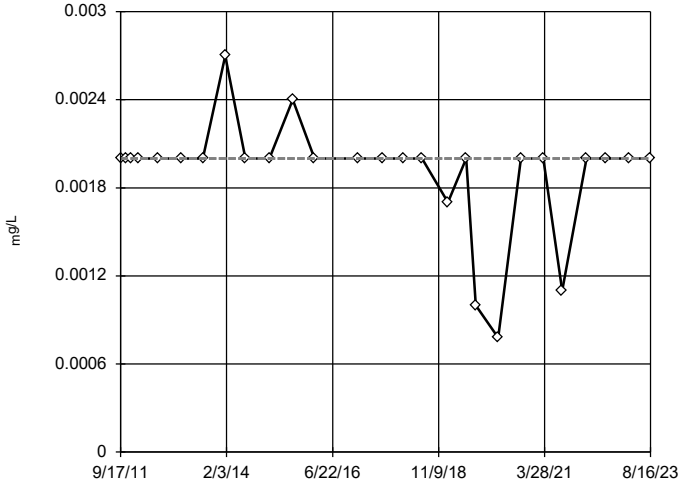

n = 27

No outliers found. Tukey's method selected by user.

Data were square transformed to achieve best W statistic (graph shown in original units).

The results were invalidated, because the lower and upper quartiles are equal.

Constituent: Copper Analysis Run 3/26/2024 11:32 AM View: Appendix I & III - Intrawell
Plant Wansley Data: Wansley Landfill

Sanitas™ v.10.0.16 . UG

Tukey's Outlier Screening

GWC-27

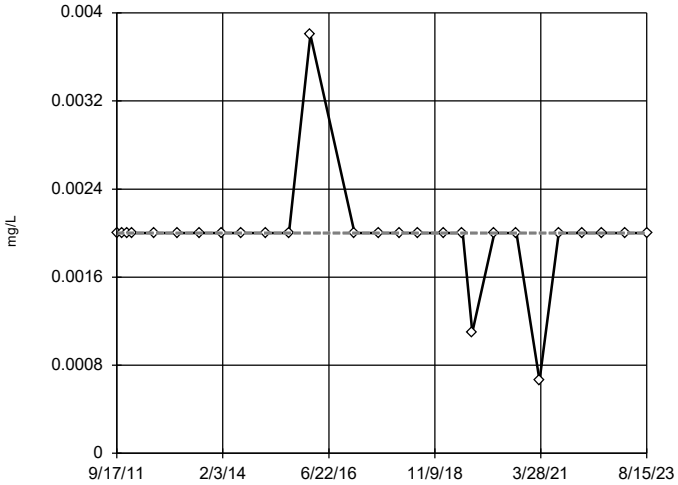

n = 27

No outliers found. Tukey's method selected by user.

Data were square root transformed to achieve best W statistic (graph shown in original units).

The results were invalidated, because the lower and upper quartiles are equal.

Constituent: Copper Analysis Run 3/26/2024 11:32 AM View: Appendix I & III - Intrawell
Plant Wansley Data: Wansley Landfill

Sanitas™ v.10.0.16 . UG

Tukey's Outlier Screening

GWC-30

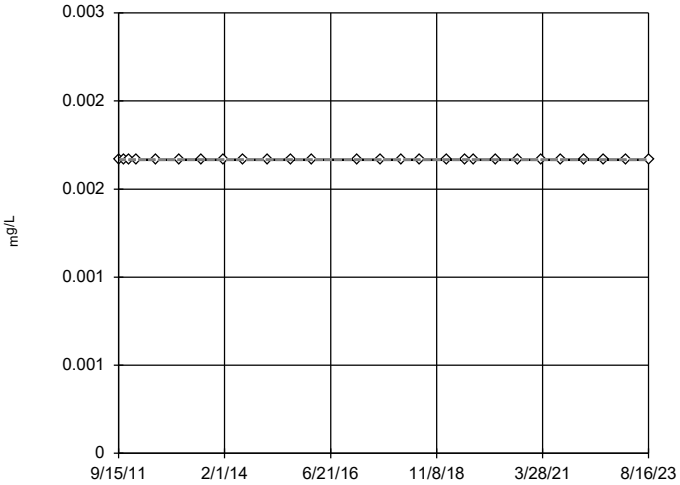

n = 27

No outliers found. Tukey's method selected by user.

Data were square root transformed to achieve best W statistic (graph shown in original units).

The results were invalidated, because the lower and upper quartiles are equal.

Constituent: Copper Analysis Run 3/26/2024 11:32 AM View: Appendix I & III - Intrawell
Plant Wansley Data: Wansley Landfill

Sanitas™ v.10.0.16 . UG

Tukey's Outlier Screening

GWC-31

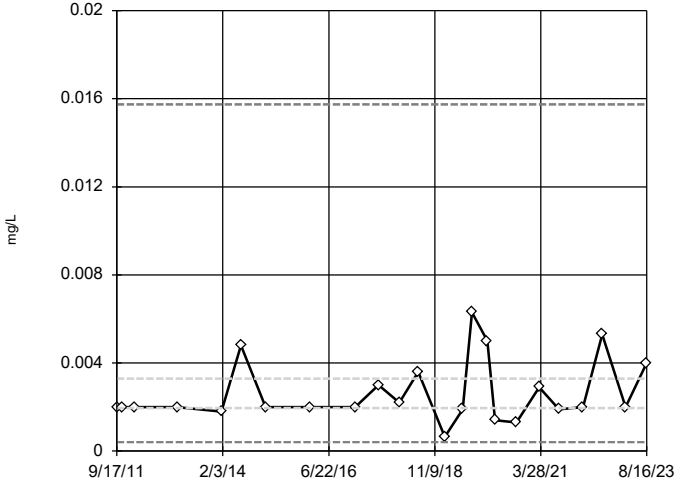

n = 24

No outliers found. Tukey's method selected by user.

Data were natural log transformed to achieve best W statistic (graph shown in original units).

High cutoff = 0.01575, low cutoff = 0.0004068, based on IQR multiplier of 3.

Constituent: Copper Analysis Run 3/26/2024 11:32 AM View: Appendix I & III - Intrawell
Plant Wansley Data: Wansley Landfill

Sanitas™ v.10.0.16 . UG

Tukey's Outlier Screening

GWC-32

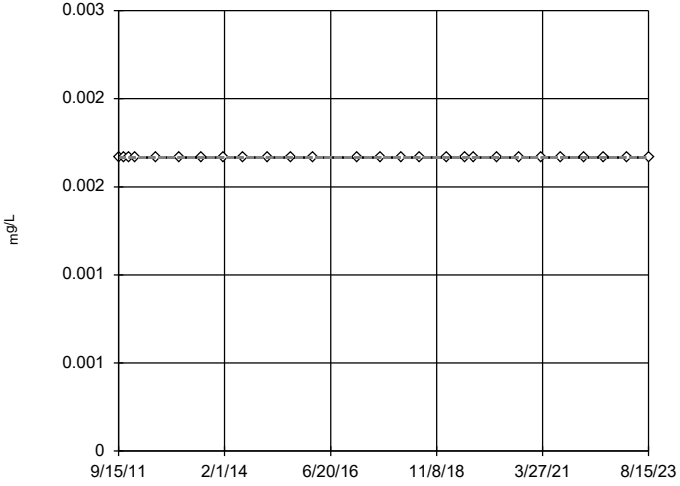

n = 27

No outliers found. Tukey's method selected by user.

Data were square root transformed to achieve best W statistic (graph shown in original units).

The results were invalidated, because the lower and upper quartiles are equal.

Constituent: Copper Analysis Run 3/26/2024 11:32 AM View: Appendix I & III - Intrawell
Plant Wansley Data: Wansley Landfill

Sanitas™ v.10.0.16 . UG

Tukey's Outlier Screening

GWC-33

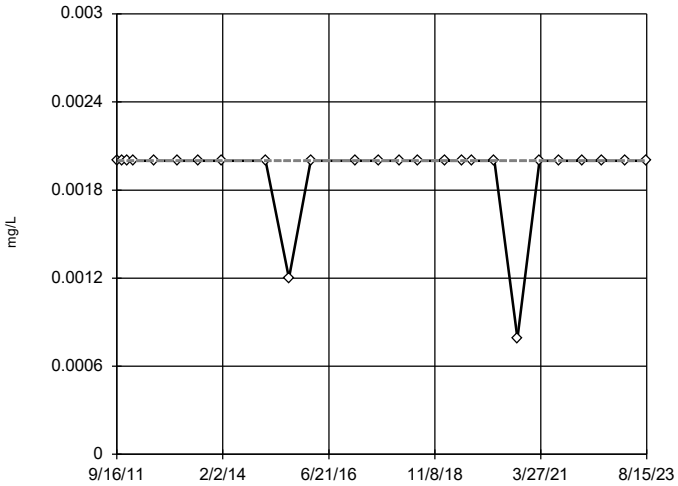

n = 26

No outliers found. Tukey's method selected by user.

Data were square transformed to achieve best W statistic (graph shown in original units).

The results were invalidated, because the lower and upper quartiles are equal.

Constituent: Copper Analysis Run 3/26/2024 11:32 AM View: Appendix I & III - Intrawell
Plant Wansley Data: Wansley Landfill

Sanitas™ v.10.0.16 . UG

Tukey's Outlier Screening

GWC-34

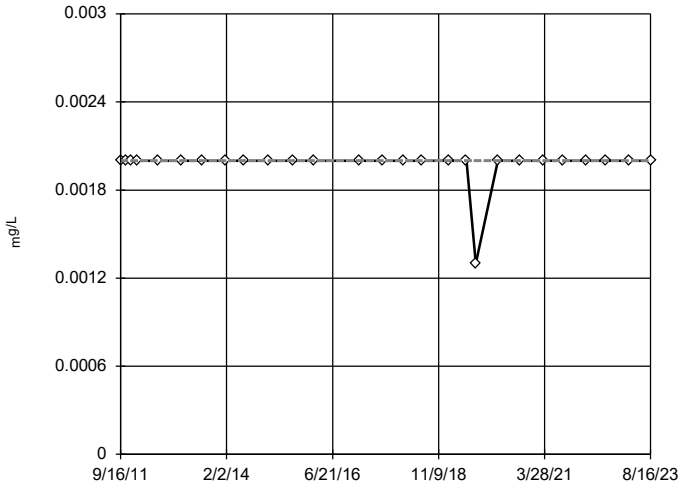

n = 27

No outliers found. Tukey's method selected by user.

Data were cube transformed to achieve best W statistic (graph shown in original units).

The results were invalidated, because the lower and upper quartiles are equal.

Constituent: Copper Analysis Run 3/26/2024 11:32 AM View: Appendix I & III - Intrawell
Plant Wansley Data: Wansley Landfill

Sanitas™ v.10.0.16 . UG

Tukey's Outlier Screening

GWC-35

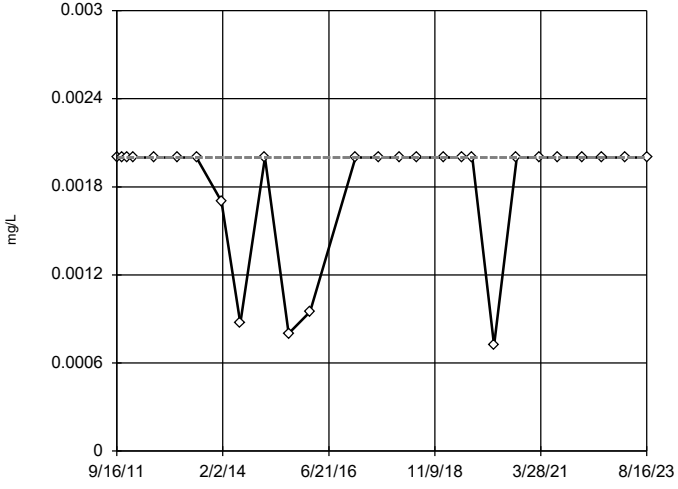

n = 27

No outliers found. Tukey's method selected by user.

Data were x^6 transformed to achieve best W statistic (graph shown in original units).

The results were invalidated, because the lower and upper quartiles are equal.

Constituent: Copper Analysis Run 3/26/2024 11:33 AM View: Appendix I & III - Intrawell
Plant Wansley Data: Wansley Landfill

Sanitas™ v.10.0.16 . UG

Tukey's Outlier Screening

GWC-5

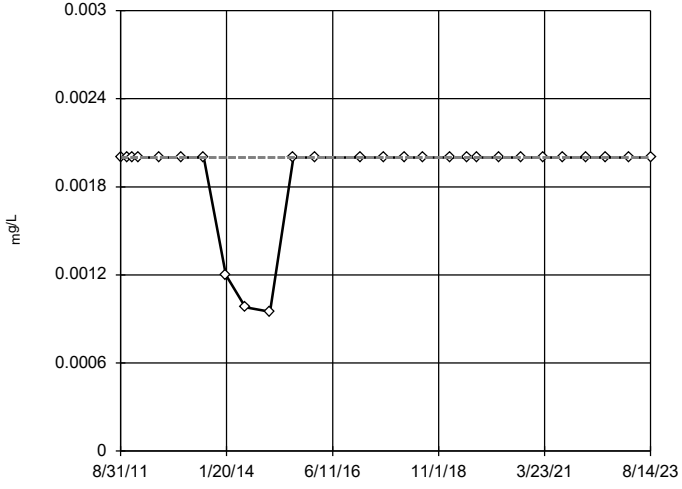

n = 27

No outliers found. Tukey's method selected by user.

Data were natural log transformed to achieve best W statistic (graph shown in original units).

The results were invalidated, because the lower and upper quartiles are equal.

Constituent: Copper Analysis Run 3/26/2024 11:33 AM View: Appendix I & III - Intrawell
Plant Wansley Data: Wansley Landfill

Sanitas™ v.10.0.16 . UG

Tukey's Outlier Screening

GWC-6

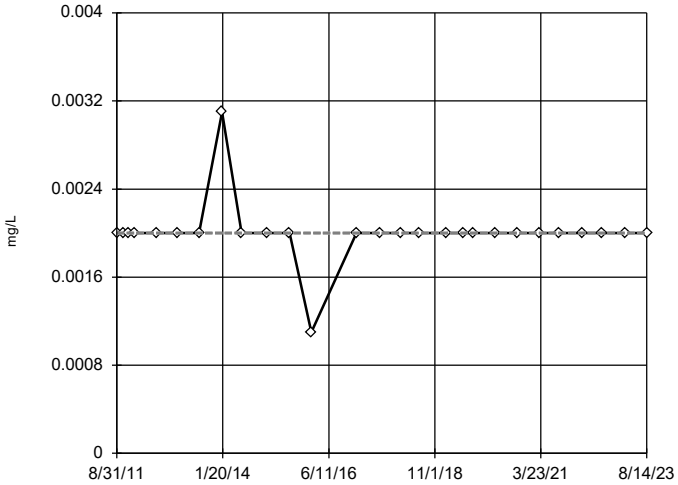

n = 27

No outliers found. Tukey's method selected by user.

Data were square root transformed to achieve best W statistic (graph shown in original units).

The results were invalidated, because the lower and upper quartiles are equal.

Constituent: Copper Analysis Run 3/26/2024 11:33 AM View: Appendix I & III - Intrawell
Plant Wansley Data: Wansley Landfill

Sanitas™ v.10.0.16 . UG

Tukey's Outlier Screening

GWC-7

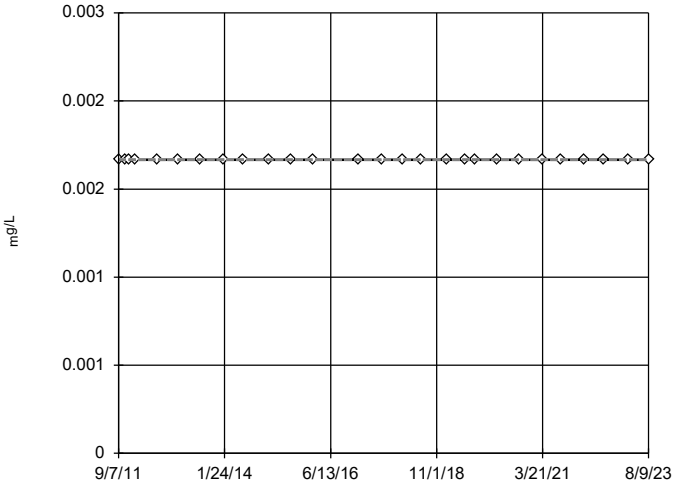

n = 27

No outliers found. Tukey's method selected by user.

Data were square root transformed to achieve best W statistic (graph shown in original units).

The results were invalidated, because the lower and upper quartiles are equal.

Constituent: Copper Analysis Run 3/26/2024 11:33 AM View: Appendix I & III - Intrawell
Plant Wansley Data: Wansley Landfill

Sanitas™ v.10.0.16 . UG

Tukey's Outlier Screening

GWC-8

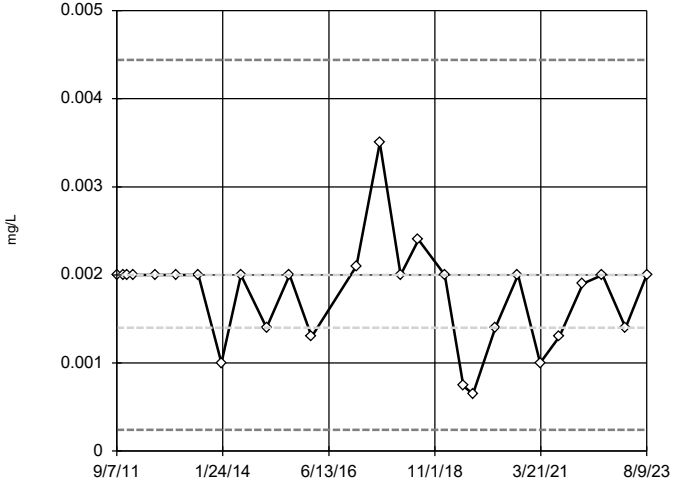

n = 27

No outliers found. Tukey's method selected by user.

Data were square root transformed to achieve best W statistic (graph shown in original units).

High cutoff = 0.00444, low cutoff = 0.0002403, based on IQR multiplier of 3.

Constituent: Copper Analysis Run 3/26/2024 11:33 AM View: Appendix I & III - Intrawell
Plant Wansley Data: Wansley Landfill

Sanitas™ v.10.0.16 . UG

Tukey's Outlier Screening

GWC-9

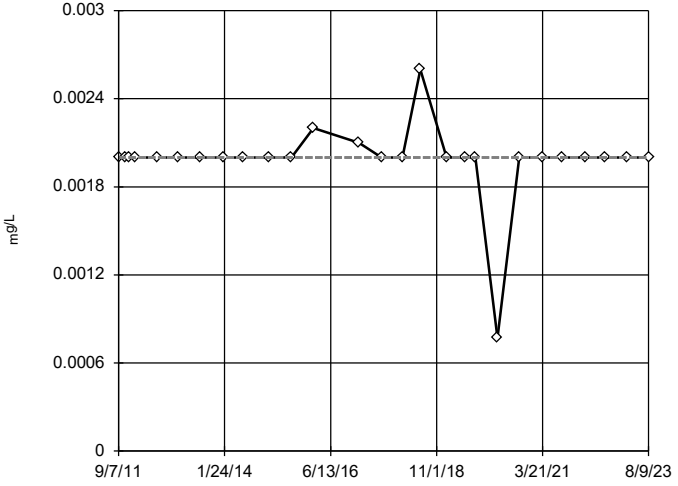

n = 27

No outliers found. Tukey's method selected by user.

Data were cube transformed to achieve best W statistic (graph shown in original units).

The results were invalidated, because the lower and upper quartiles are equal.

Constituent: Copper Analysis Run 3/26/2024 11:33 AM View: Appendix I & III - Intrawell
Plant Wansley Data: Wansley Landfill

Sanitas™ v.10.0.16 . UG

Tukey's Outlier Screening

GWA-1 (bg)

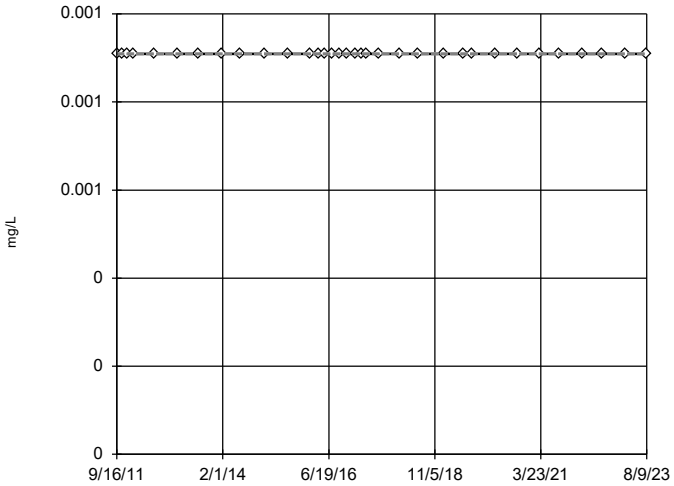

n = 34

No outliers found. Tukey's method selected by user.

Data were square root transformed to achieve best W statistic (graph shown in original units).

The results were invalidated, because the lower and upper quartiles are equal.

Constituent: Lead Analysis Run 3/26/2024 11:33 AM View: Appendix I & III - Intrawell

Plant Wansley Data: Wansley Landfill

Sanitas™ v.10.0.16 . UG

Tukey's Outlier Screening

GWA-2 (bg)

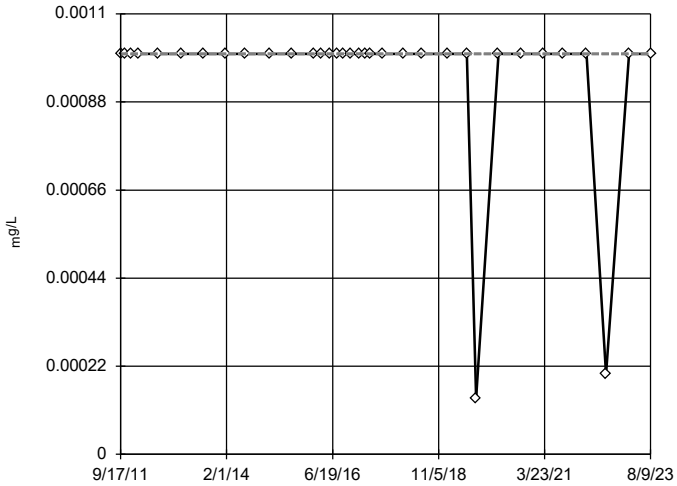

n = 34

No outliers found. Tukey's method selected by user.

Data were natural log transformed to achieve best W statistic (graph shown in original units).

The results were invalidated, because the lower and upper quartiles are equal.

Constituent: Lead Analysis Run 3/26/2024 11:33 AM View: Appendix I & III - Intrawell

Plant Wansley Data: Wansley Landfill

Sanitas™ v.10.0.16 . UG

Tukey's Outlier Screening

GWA-28 (bg)

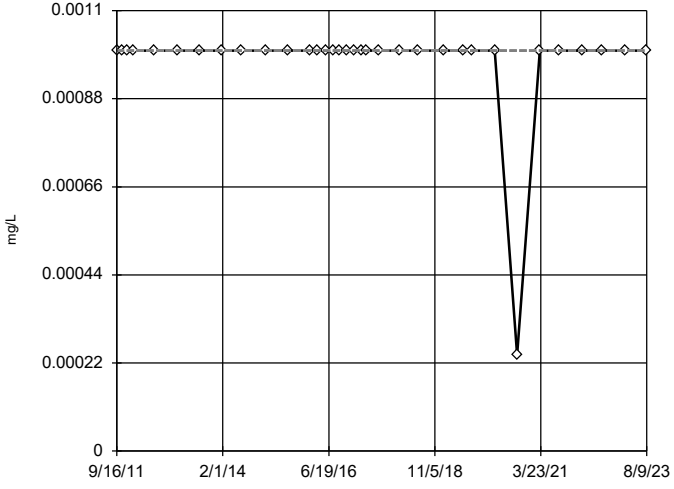

n = 34

No outliers found. Tukey's method selected by user.

Data were square root transformed to achieve best W statistic (graph shown in original units).

The results were invalidated, because the lower and upper quartiles are equal.

Constituent: Lead Analysis Run 3/26/2024 11:33 AM View: Appendix I & III - Intrawell

Plant Wansley Data: Wansley Landfill

Sanitas™ v.10.0.16 . UG

Tukey's Outlier Screening

GWA-29 (bg)

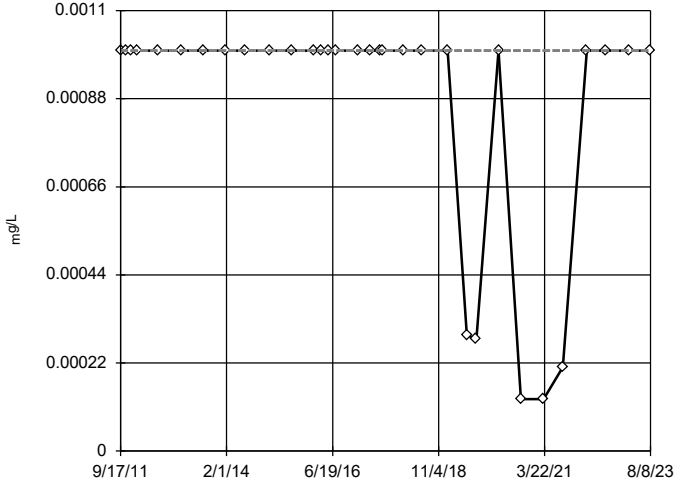

n = 32

No outliers found. Tukey's method selected by user.

Data were natural log transformed to achieve best W statistic (graph shown in original units).

The results were invalidated, because the lower and upper quartiles are equal.

Constituent: Lead Analysis Run 3/26/2024 11:33 AM View: Appendix I & III - Intrawell

Plant Wansley Data: Wansley Landfill

Sanitas™ v.10.0.16 . UG

Tukey's Outlier Screening

GWA-3 (bg)

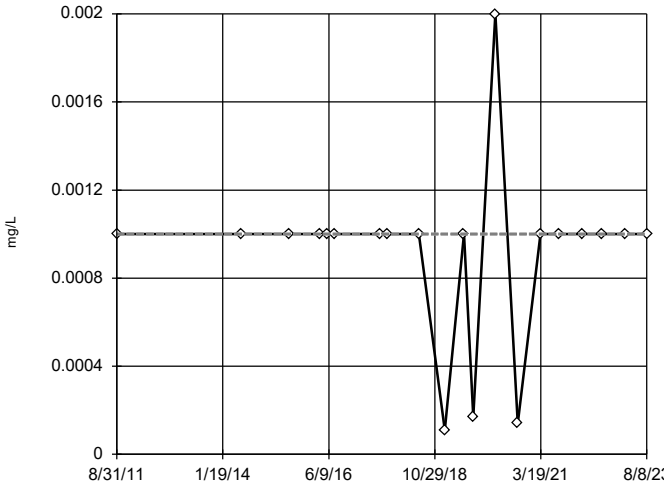

n = 20

No outliers found. Tukey's method selected by user.

Ladder of Powers transformations did not improve normality; analysis run on raw data.

The results were invalidated, because the lower and upper quartiles are equal.

Constituent: Lead Analysis Run 3/26/2024 11:33 AM View: Appendix I & III - Intrawell
Plant Wansley Data: Wansley Landfill

Sanitas™ v.10.0.16 . UG

Tukey's Outlier Screening

GWA-4 (bg)

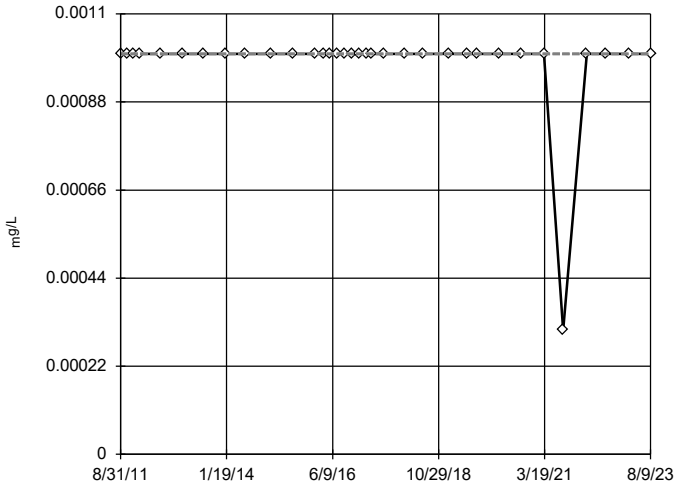

n = 34

No outliers found. Tukey's method selected by user.

Data were x^4 transformed to achieve best W statistic (graph shown in original units).

The results were invalidated, because the lower and upper quartiles are equal.

Constituent: Lead Analysis Run 3/26/2024 11:33 AM View: Appendix I & III - Intrawell
Plant Wansley Data: Wansley Landfill

Sanitas™ v.10.0.16 . UG

Tukey's Outlier Screening

GWC-10

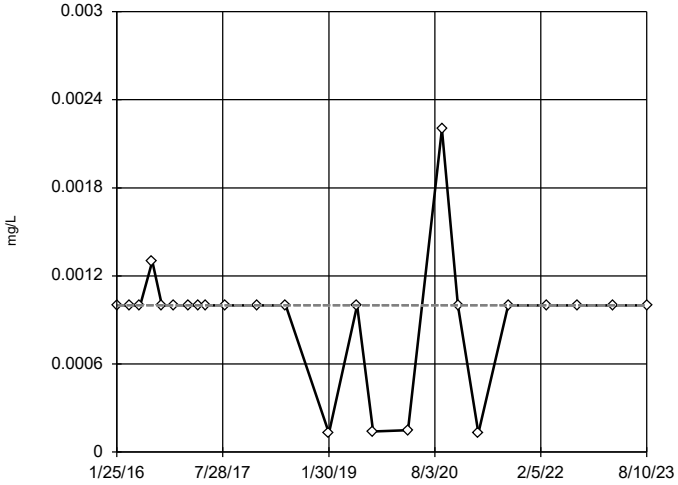

n = 24

No outliers found. Tukey's method selected by user.

Ladder of Powers transformations did not improve normality; analysis run on raw data.

The results were invalidated, because the lower and upper quartiles are equal.

Constituent: Lead Analysis Run 3/26/2024 11:33 AM View: Appendix I & III - Intrawell
Plant Wansley Data: Wansley Landfill

Sanitas™ v.10.0.16 . UG

Tukey's Outlier Screening

GWC-11

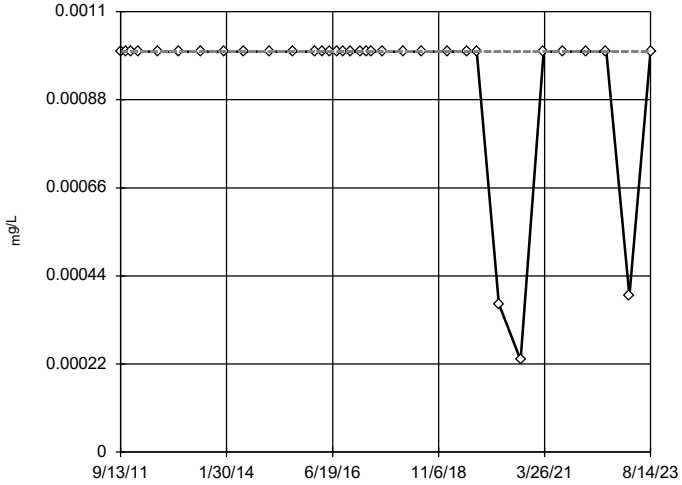

n = 34

No outliers found. Tukey's method selected by user.

Data were natural log transformed to achieve best W statistic (graph shown in original units).

The results were invalidated, because the lower and upper quartiles are equal.

Constituent: Lead Analysis Run 3/26/2024 11:33 AM View: Appendix I & III - Intrawell
Plant Wansley Data: Wansley Landfill

Sanitas™ v.10.0.16 . UG

Tukey's Outlier Screening

GWC-12

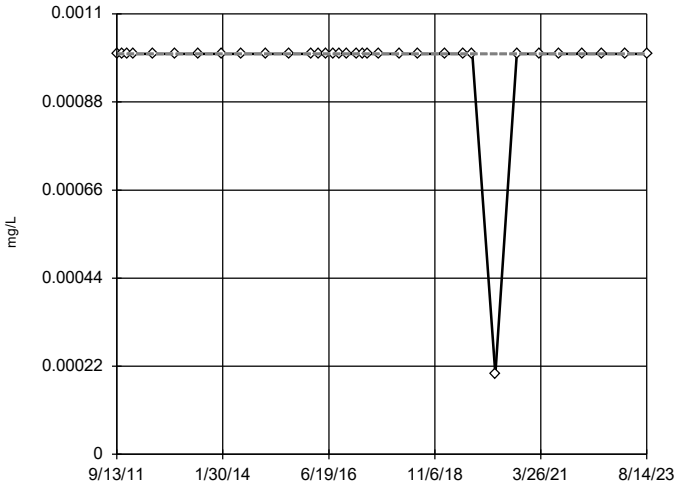

n = 34

No outliers found. Tukey's method selected by user.

Ladder of Powers transformations did not improve normality; analysis run on raw data.

The results were invalidated, because the lower and upper quartiles are equal.

Constituent: Lead Analysis Run 3/26/2024 11:33 AM View: Appendix I & III - Intrawell

Plant Wansley Data: Wansley Landfill

Sanitas™ v.10.0.16 . UG

Tukey's Outlier Screening

GWC-13

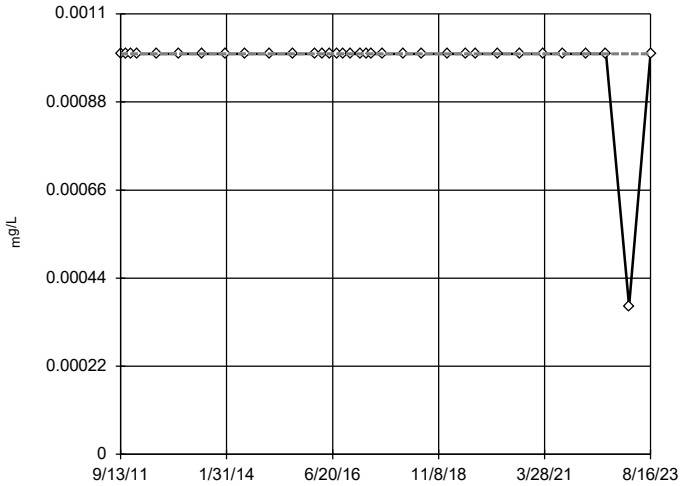

n = 34

No outliers found. Tukey's method selected by user.

Ladder of Powers transformations did not improve normality; analysis run on raw data.

The results were invalidated, because the lower and upper quartiles are equal.

Constituent: Lead Analysis Run 3/26/2024 11:33 AM View: Appendix I & III - Intrawell

Plant Wansley Data: Wansley Landfill

Sanitas™ v.10.0.16 . UG

Tukey's Outlier Screening

GWC-14

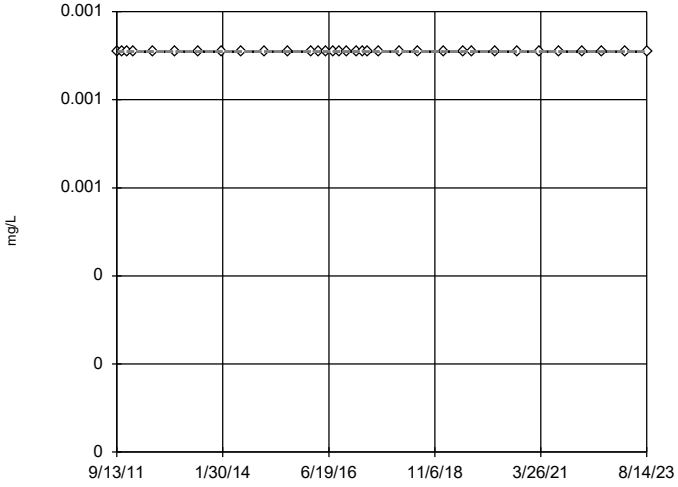

n = 34

No outliers found. Tukey's method selected by user.

Data were square root transformed to achieve best W statistic (graph shown in original units).

The results were invalidated, because the lower and upper quartiles are equal.

Constituent: Lead Analysis Run 3/26/2024 11:33 AM View: Appendix I & III - Intrawell

Plant Wansley Data: Wansley Landfill

Sanitas™ v.10.0.16 . UG

Tukey's Outlier Screening

GWC-15

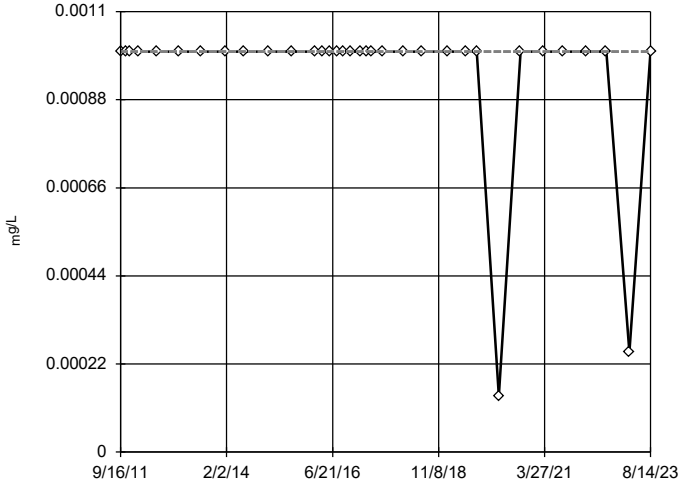

n = 34

No outliers found. Tukey's method selected by user.

Data were natural log transformed to achieve best W statistic (graph shown in original units).

The results were invalidated, because the lower and upper quartiles are equal.

Constituent: Lead Analysis Run 3/26/2024 11:33 AM View: Appendix I & III - Intrawell

Plant Wansley Data: Wansley Landfill

Sanitas™ v.10.0.16 . UG

Tukey's Outlier Screening

GWC-16

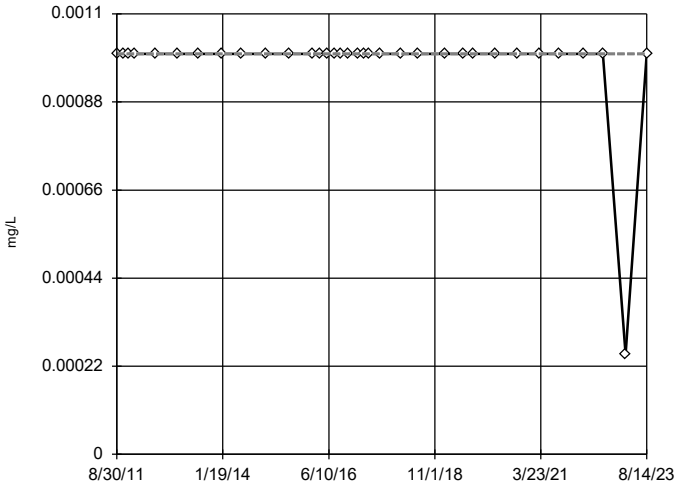

n = 34

No outliers found. Tukey's method selected by user.

Data were x^4 transformed to achieve best W statistic (graph shown in original units).

The results were invalidated, because the lower and upper quartiles are equal.

Constituent: Lead Analysis Run 3/26/2024 11:33 AM View: Appendix I & III - Intrawell
Plant Wansley Data: Wansley Landfill

Sanitas™ v.10.0.16 . UG

Tukey's Outlier Screening

GWC-17

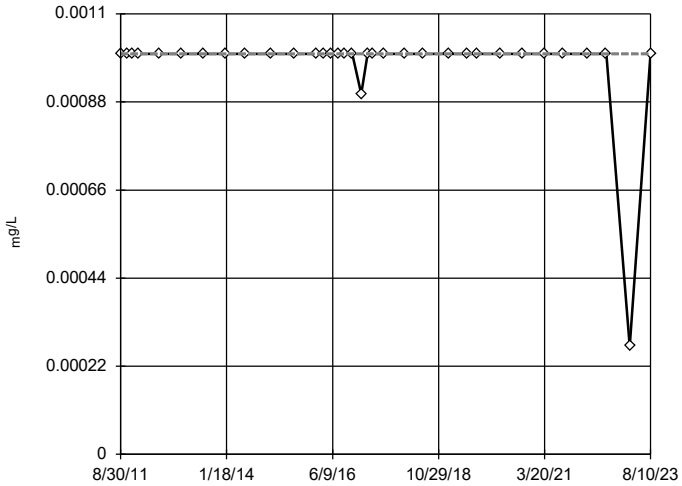

n = 34

No outliers found. Tukey's method selected by user.

Data were x^6 transformed to achieve best W statistic (graph shown in original units).

The results were invalidated, because the lower and upper quartiles are equal.

Constituent: Lead Analysis Run 3/26/2024 11:33 AM View: Appendix I & III - Intrawell
Plant Wansley Data: Wansley Landfill

Sanitas™ v.10.0.16 . UG

Tukey's Outlier Screening

GWC-18

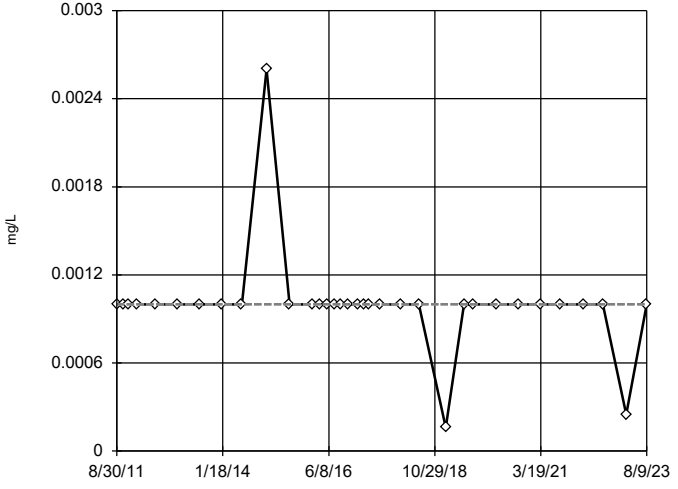

n = 34

No outliers found. Tukey's method selected by user.

Data were square root transformed to achieve best W statistic (graph shown in original units).

The results were invalidated, because the lower and upper quartiles are equal.

Constituent: Lead Analysis Run 3/26/2024 11:33 AM View: Appendix I & III - Intrawell
Plant Wansley Data: Wansley Landfill

Sanitas™ v.10.0.16 . UG

Tukey's Outlier Screening

GWC-19

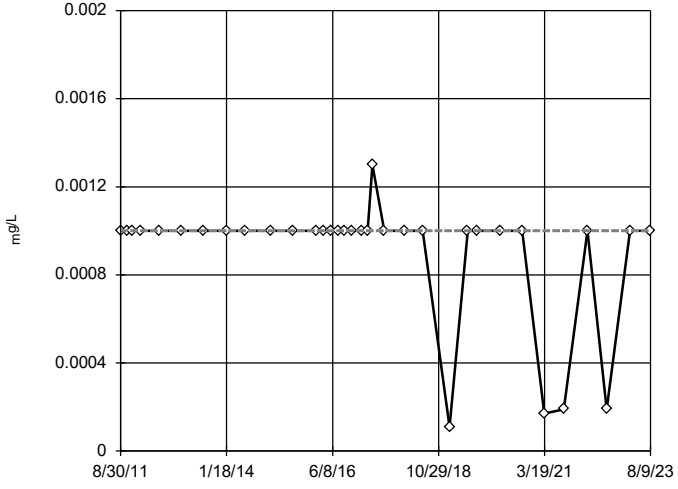

n = 34

No outliers found. Tukey's method selected by user.

Data were cube transformed to achieve best W statistic (graph shown in original units).

The results were invalidated, because the lower and upper quartiles are equal.

Constituent: Lead Analysis Run 3/26/2024 11:33 AM View: Appendix I & III - Intrawell
Plant Wansley Data: Wansley Landfill

Sanitas™ v.10.0.16 . UG

Tukey's Outlier Screening

GWC-20

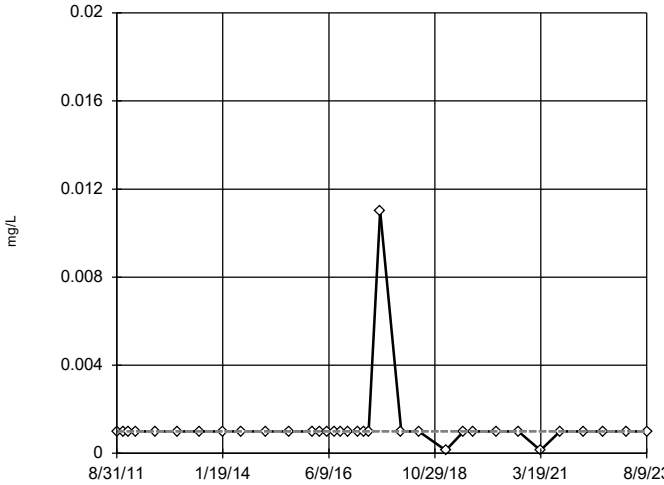

n = 34

No outliers found. Tukey's method selected by user.

Data were natural log transformed to achieve best W statistic (graph shown in original units).

The results were invalidated, because the lower and upper quartiles are equal.

Constituent: Lead Analysis Run 3/26/2024 11:33 AM View: Appendix I & III - Intrawell
Plant Wansley Data: Wansley Landfill

Sanitas™ v.10.0.16 . UG

Tukey's Outlier Screening

GWC-21

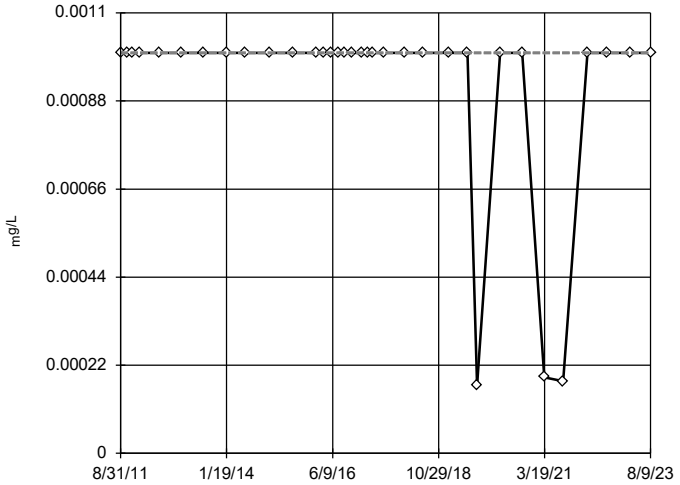

n = 34

No outliers found. Tukey's method selected by user.

Data were natural log transformed to achieve best W statistic (graph shown in original units).

The results were invalidated, because the lower and upper quartiles are equal.

Constituent: Lead Analysis Run 3/26/2024 11:33 AM View: Appendix I & III - Intrawell
Plant Wansley Data: Wansley Landfill

Sanitas™ v.10.0.16 . UG

Tukey's Outlier Screening

GWC-22

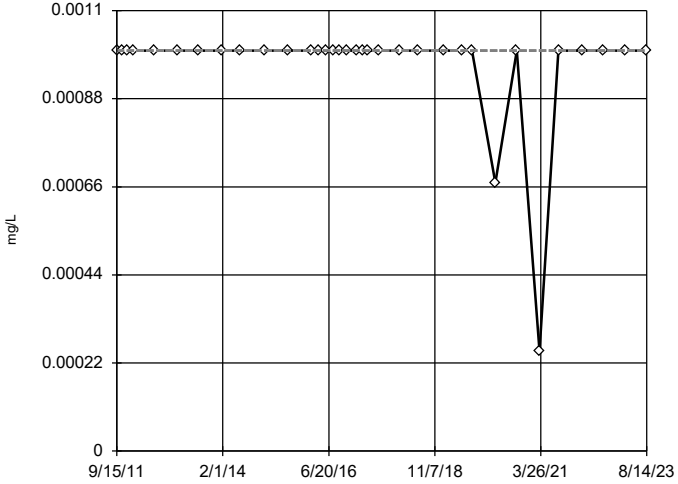

n = 34

No outliers found. Tukey's method selected by user.

Data were cube transformed to achieve best W statistic (graph shown in original units).

The results were invalidated, because the lower and upper quartiles are equal.

Constituent: Lead Analysis Run 3/26/2024 11:33 AM View: Appendix I & III - Intrawell
Plant Wansley Data: Wansley Landfill

Sanitas™ v.10.0.16 . UG

Tukey's Outlier Screening

GWC-23

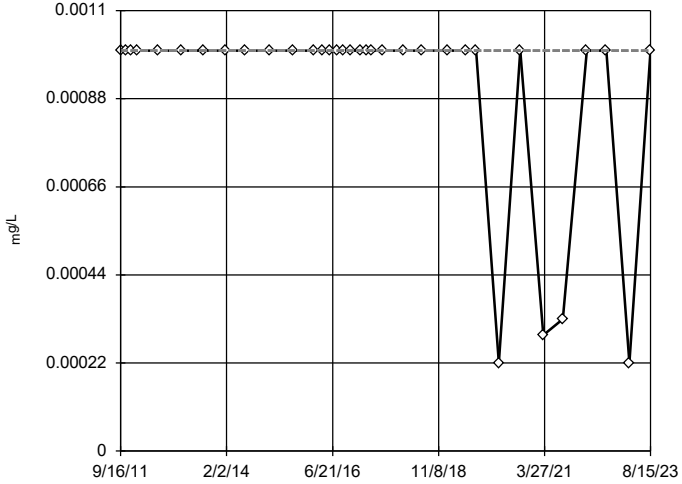

n = 34

No outliers found. Tukey's method selected by user.

Data were natural log transformed to achieve best W statistic (graph shown in original units).

The results were invalidated, because the lower and upper quartiles are equal.

Constituent: Lead Analysis Run 3/26/2024 11:33 AM View: Appendix I & III - Intrawell
Plant Wansley Data: Wansley Landfill

Sanitas™ v.10.0.16 . UG

Tukey's Outlier Screening

GWC-24

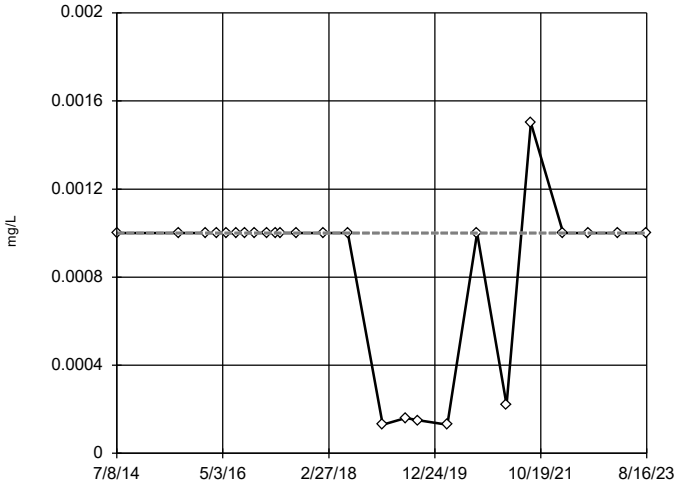

n = 25

No outliers found. Tukey's method selected by user.

Data were square transformed to achieve best W statistic (graph shown in original units).

The results were invalidated, because the lower and upper quartiles are equal.

Constituent: Lead Analysis Run 3/26/2024 11:33 AM View: Appendix I & III - Intrawell

Plant Wansley Data: Wansley Landfill

Sanitas™ v.10.0.16 . UG

Tukey's Outlier Screening

GWC-25

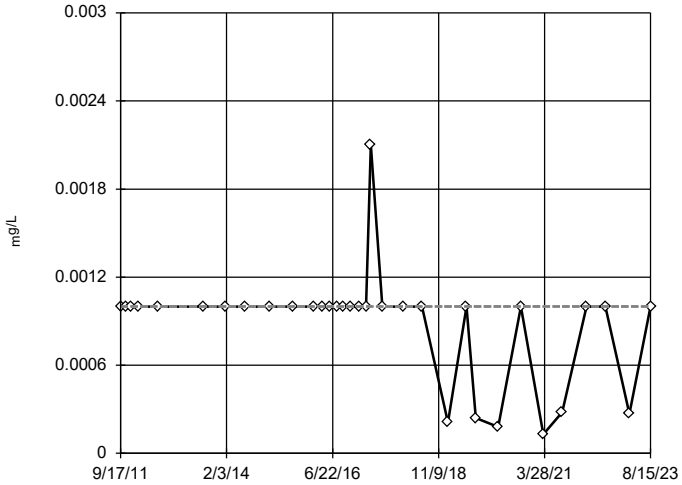

n = 33

No outliers found. Tukey's method selected by user.

Ladder of Powers transformations did not improve normality; analysis run on raw data.

The results were invalidated, because the lower and upper quartiles are equal.

Constituent: Lead Analysis Run 3/26/2024 11:33 AM View: Appendix I & III - Intrawell

Plant Wansley Data: Wansley Landfill

Sanitas™ v.10.0.16 . UG

Tukey's Outlier Screening

GWC-26

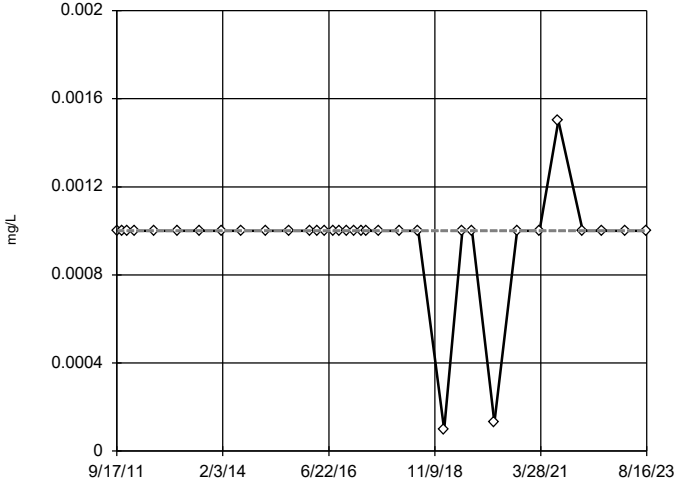

n = 34

No outliers found. Tukey's method selected by user.

Data were square transformed to achieve best W statistic (graph shown in original units).

The results were invalidated, because the lower and upper quartiles are equal.

Constituent: Lead Analysis Run 3/26/2024 11:33 AM View: Appendix I & III - Intrawell

Plant Wansley Data: Wansley Landfill

Sanitas™ v.10.0.16 . UG

Tukey's Outlier Screening

GWC-27

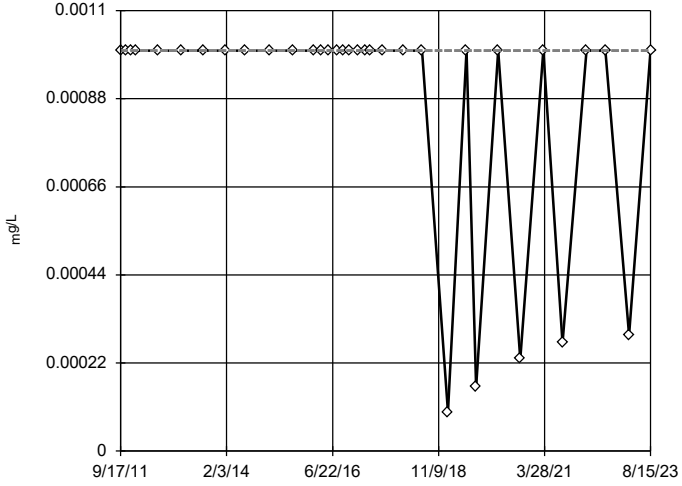

n = 34

No outliers found. Tukey's method selected by user.

Data were natural log transformed to achieve best W statistic (graph shown in original units).

The results were invalidated, because the lower and upper quartiles are equal.

Constituent: Lead Analysis Run 3/26/2024 11:33 AM View: Appendix I & III - Intrawell

Plant Wansley Data: Wansley Landfill

Sanitas™ v.10.0.16 . UG

Tukey's Outlier Screening

GWC-30

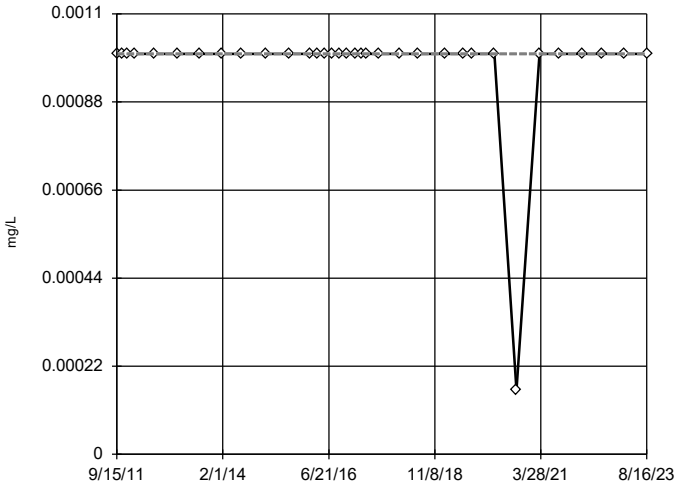

n = 34

No outliers found. Tukey's method selected by user.

Data were x^6 transformed to achieve best W statistic (graph shown in original units).

The results were invalidated, because the lower and upper quartiles are equal.

Constituent: Lead Analysis Run 3/26/2024 11:33 AM View: Appendix I & III - Intrawell

Plant Wansley Data: Wansley Landfill

Sanitas™ v.10.0.16 . UG

Tukey's Outlier Screening

GWC-31

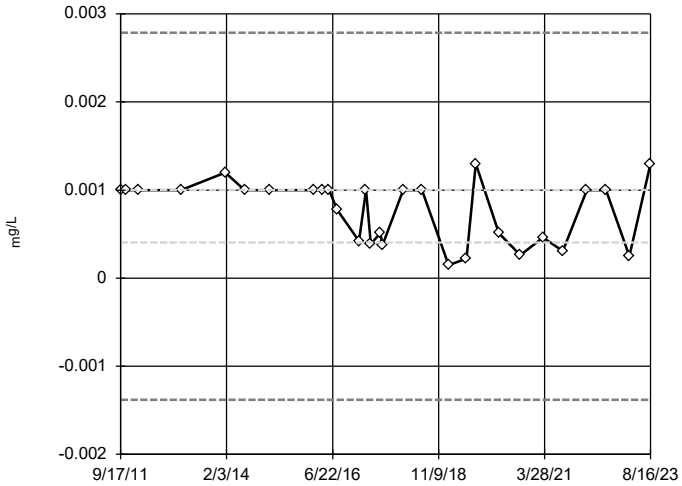

n = 29

No outliers found. Tukey's method selected by user.

Ladder of Powers transformations did not improve normality; analysis run on raw data.

High cutoff = 0.002785, low cutoff = -0.00138, based on IQR multiplier of 3.

Constituent: Lead Analysis Run 3/26/2024 11:33 AM View: Appendix I & III - Intrawell

Plant Wansley Data: Wansley Landfill

Sanitas™ v.10.0.16 . UG

Tukey's Outlier Screening

GWC-32

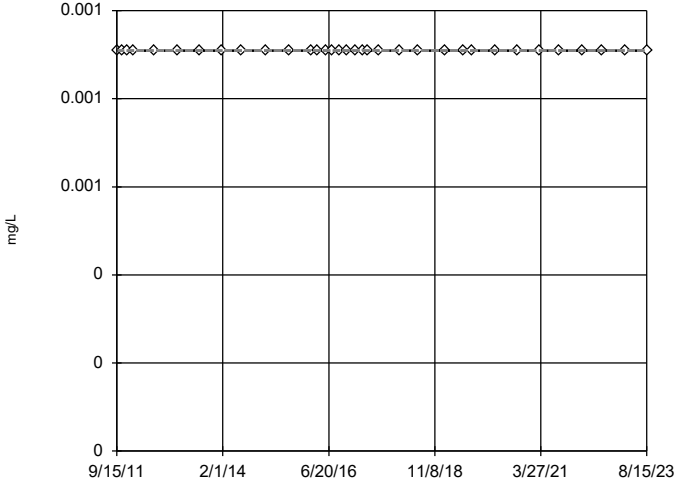

n = 34

No outliers found. Tukey's method selected by user.

Data were square root transformed to achieve best W statistic (graph shown in original units).

The results were invalidated, because the lower and upper quartiles are equal.

Constituent: Lead Analysis Run 3/26/2024 11:33 AM View: Appendix I & III - Intrawell

Plant Wansley Data: Wansley Landfill

Sanitas™ v.10.0.16 . UG

Tukey's Outlier Screening

GWC-33

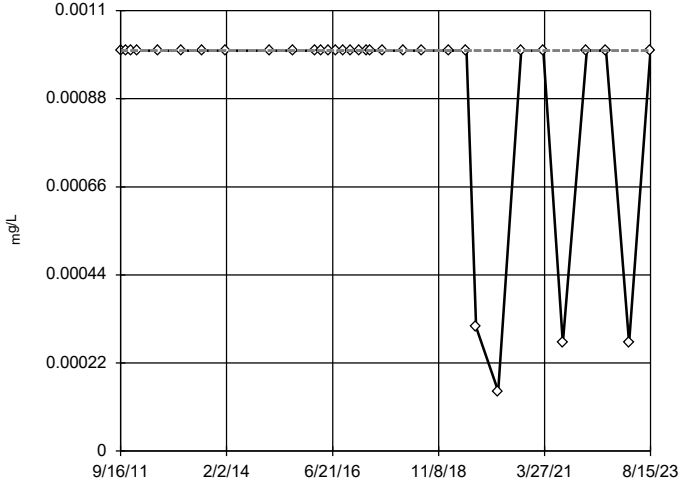

n = 33

No outliers found. Tukey's method selected by user.

Data were natural log transformed to achieve best W statistic (graph shown in original units).

The results were invalidated, because the lower and upper quartiles are equal.

Constituent: Lead Analysis Run 3/26/2024 11:33 AM View: Appendix I & III - Intrawell

Plant Wansley Data: Wansley Landfill

Sanitas™ v.10.0.16 . UG

Tukey's Outlier Screening

GWC-34

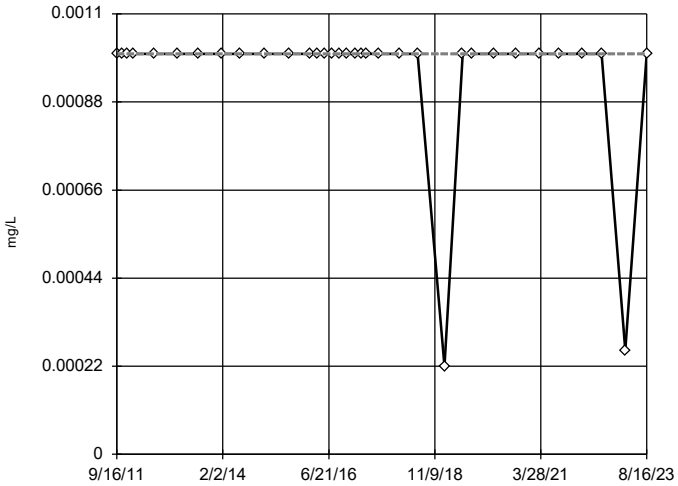

n = 34

No outliers found. Tukey's method selected by user.

Data were natural log transformed to achieve best W statistic (graph shown in original units).

The results were invalidated, because the lower and upper quartiles are equal.

Constituent: Lead Analysis Run 3/26/2024 11:33 AM View: Appendix I & III - Intrawell

Plant Wansley Data: Wansley Landfill

Sanitas™ v.10.0.16 . UG

Tukey's Outlier Screening

GWC-35

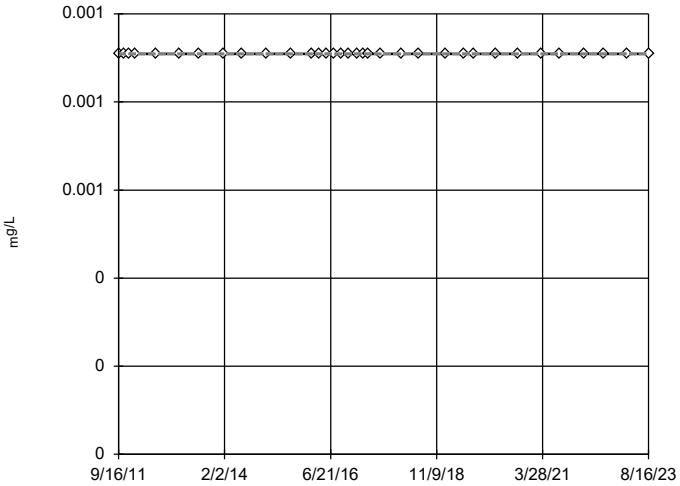

n = 34

No outliers found. Tukey's method selected by user.

Data were square root transformed to achieve best W statistic (graph shown in original units).

The results were invalidated, because the lower and upper quartiles are equal.

Constituent: Lead Analysis Run 3/26/2024 11:33 AM View: Appendix I & III - Intrawell

Plant Wansley Data: Wansley Landfill

Sanitas™ v.10.0.16 . UG

Tukey's Outlier Screening

GWC-5

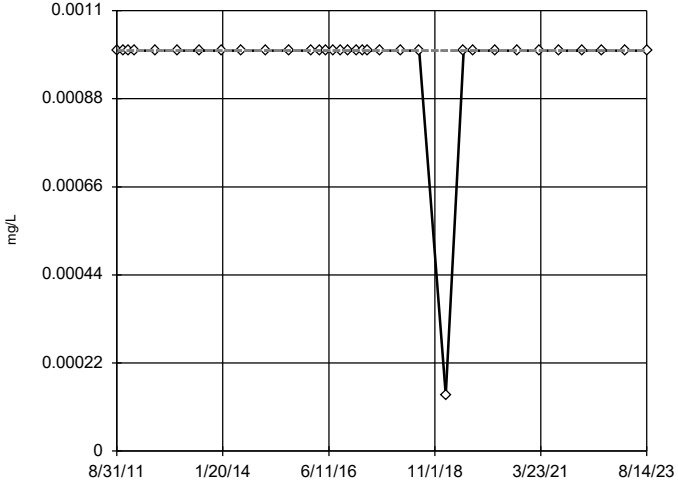

n = 34

No outliers found. Tukey's method selected by user.

Data were square transformed to achieve best W statistic (graph shown in original units).

The results were invalidated, because the lower and upper quartiles are equal.

Constituent: Lead Analysis Run 3/26/2024 11:33 AM View: Appendix I & III - Intrawell

Plant Wansley Data: Wansley Landfill

Sanitas™ v.10.0.16 . UG

Tukey's Outlier Screening

GWC-6

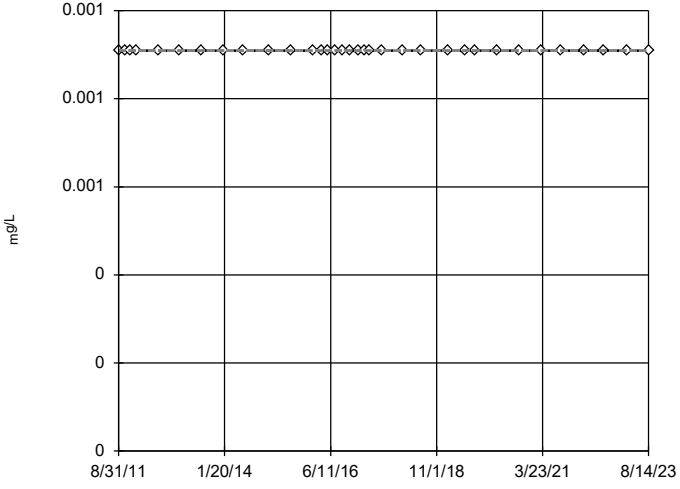

n = 34

No outliers found. Tukey's method selected by user.

Data were square root transformed to achieve best W statistic (graph shown in original units).

The results were invalidated, because the lower and upper quartiles are equal.

Constituent: Lead Analysis Run 3/26/2024 11:33 AM View: Appendix I & III - Intrawell

Plant Wansley Data: Wansley Landfill

Sanitas™ v.10.0.16 . UG

Tukey's Outlier Screening

GWC-7

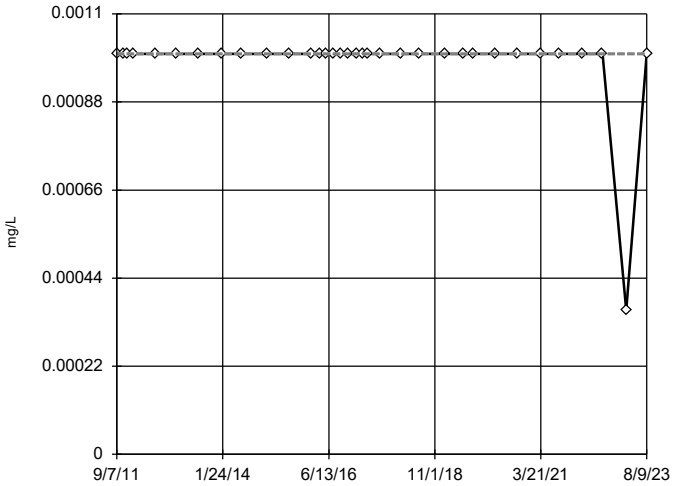

n = 34

No outliers found. Tukey's method selected by user.

Data were natural log transformed to achieve best W statistic (graph shown in original units).

The results were invalidated, because the lower and upper quartiles are equal.

Constituent: Lead Analysis Run 3/26/2024 11:33 AM View: Appendix I & III - Intrawell
Plant Wansley Data: Wansley Landfill

Sanitas™ v.10.0.16 . UG

Tukey's Outlier Screening

GWC-8

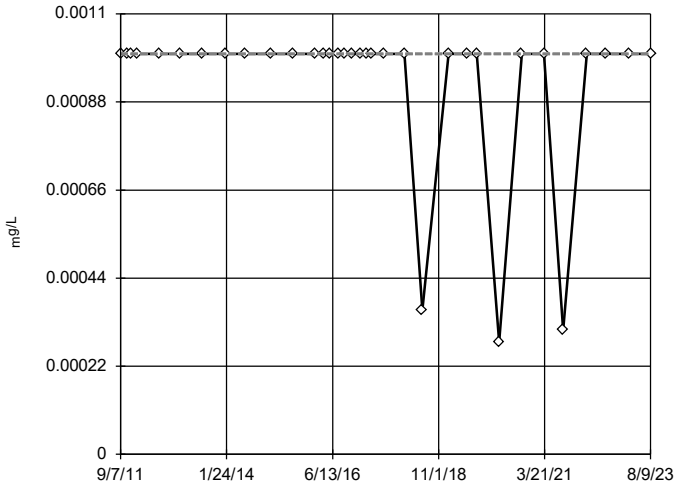

n = 34

No outliers found. Tukey's method selected by user.

Data were natural log transformed to achieve best W statistic (graph shown in original units).

The results were invalidated, because the lower and upper quartiles are equal.

Constituent: Lead Analysis Run 3/26/2024 11:33 AM View: Appendix I & III - Intrawell
Plant Wansley Data: Wansley Landfill

Sanitas™ v.10.0.16 . UG

Tukey's Outlier Screening

GWC-9

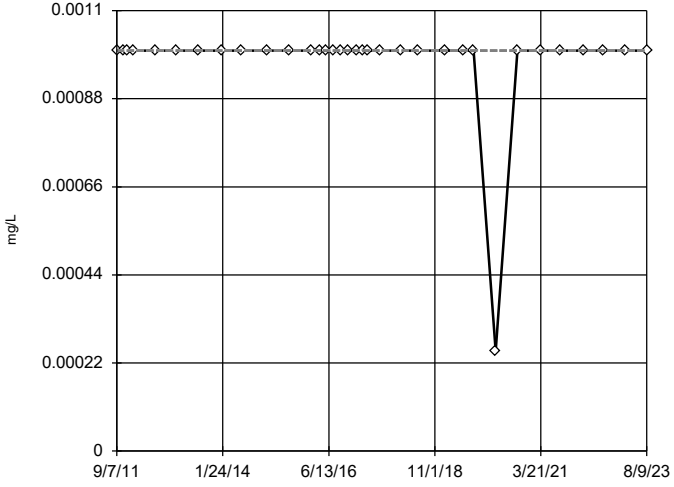

n = 34

No outliers found. Tukey's method selected by user.

Data were x^4 transformed to achieve best W statistic (graph shown in original units).

The results were invalidated, because the lower and upper quartiles are equal.

Constituent: Lead Analysis Run 3/26/2024 11:33 AM View: Appendix I & III - Intrawell
Plant Wansley Data: Wansley Landfill

Sanitas™ v.10.0.16 . UG

Tukey's Outlier Screening

GWA-1 (bg)

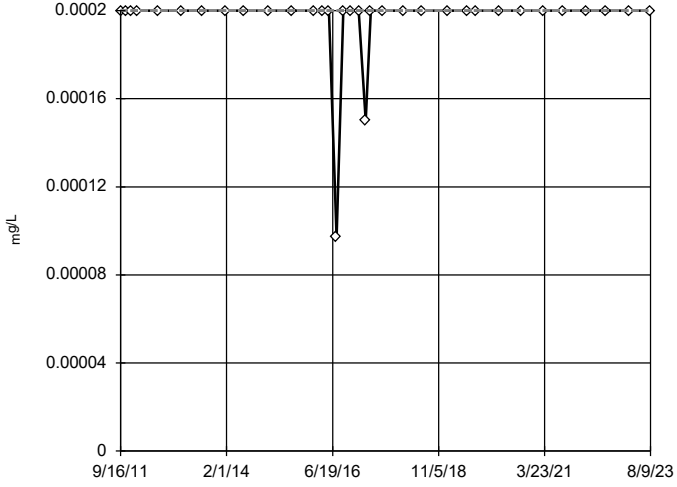

n = 34

No outliers found. Tukey's method selected by user.

Data were x^4 transformed to achieve best W statistic (graph shown in original units).

The results were invalidated, because the lower and upper quartiles are equal.

Constituent: Mercury Analysis Run 3/26/2024 11:33 AM View: Appendix I & III - Intrawell
Plant Wansley Data: Wansley Landfill

Sanitas™ v.10.0.16 . UG

Tukey's Outlier Screening

GWA-2 (bg)

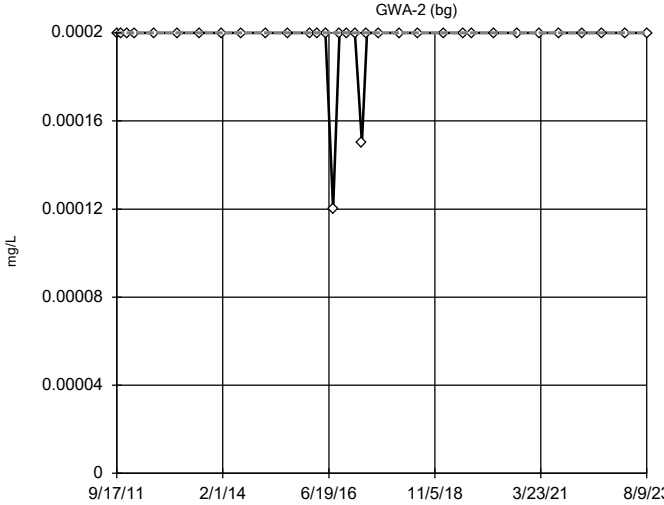

n = 34

No outliers found. Tukey's method selected by user.

Data were square transformed to achieve best W statistic (graph shown in original units).

The results were invalidated, because the lower and upper quartiles are equal.

Constituent: Mercury Analysis Run 3/26/2024 11:33 AM View: Appendix I & III - Intrawell
Plant Wansley Data: Wansley Landfill

Sanitas™ v.10.0.16 . UG

Tukey's Outlier Screening

GWA-28 (bg)

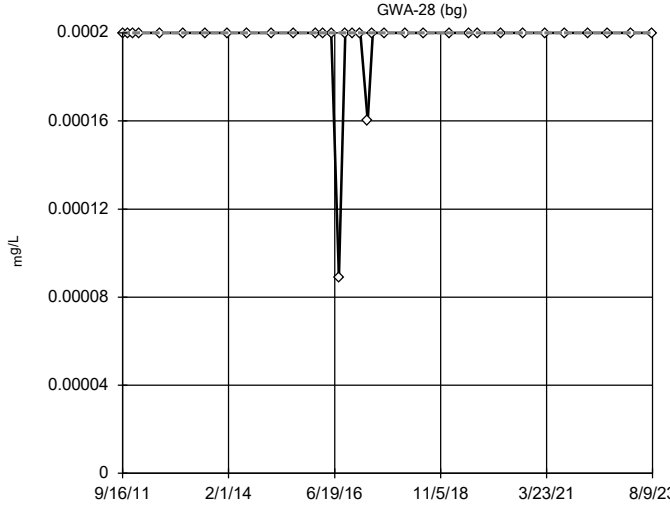

n = 34

No outliers found. Tukey's method selected by user.

Data were x^4 transformed to achieve best W statistic (graph shown in original units).

The results were invalidated, because the lower and upper quartiles are equal.

Constituent: Mercury Analysis Run 3/26/2024 11:33 AM View: Appendix I & III - Intrawell
Plant Wansley Data: Wansley Landfill

Sanitas™ v.10.0.16 . UG

Tukey's Outlier Screening

GWA-29 (bg)

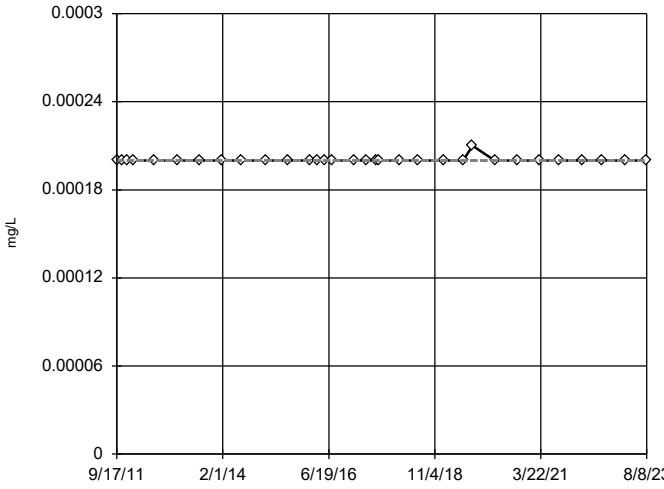

n = 32

No outliers found. Tukey's method selected by user.

Data were natural log transformed to achieve best W statistic (graph shown in original units).

The results were invalidated, because the lower and upper quartiles are equal.

Constituent: Mercury Analysis Run 3/26/2024 11:33 AM View: Appendix I & III - Intrawell
Plant Wansley Data: Wansley Landfill

Sanitas™ v.10.0.16 . UG

Tukey's Outlier Screening

GWA-3 (bg)

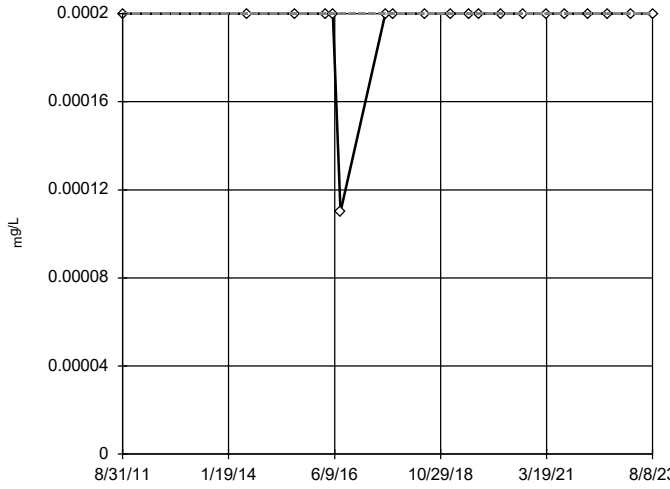

n = 20

No outliers found. Tukey's method selected by user.

Data were natural log transformed to achieve best W statistic (graph shown in original units).

The results were invalidated, because the lower and upper quartiles are equal.

Constituent: Mercury Analysis Run 3/26/2024 11:33 AM View: Appendix I & III - Intrawell
Plant Wansley Data: Wansley Landfill

Tukey's Outlier Screening

GWA-4 (bg)

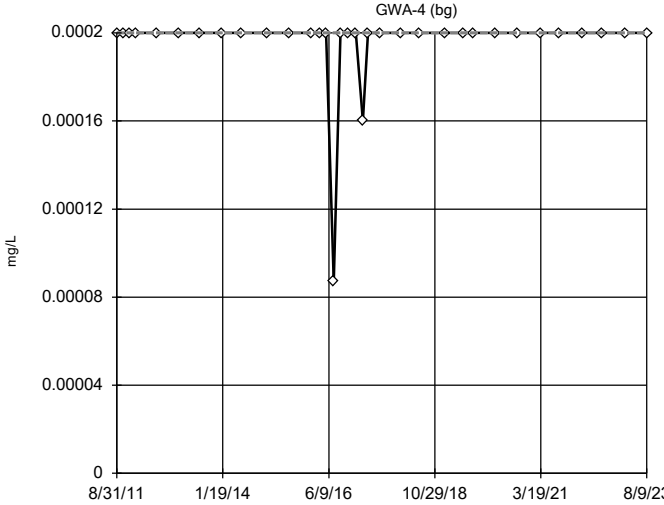

n = 34

No outliers found. Tukey's method selected by user.

Data were x^4 transformed to achieve best W statistic (graph shown in original units).

The results were invalidated, because the lower and upper quartiles are equal.

Constituent: Mercury Analysis Run 3/26/2024 11:33 AM View: Appendix I & III - Intrawell
Plant Wansley Data: Wansley Landfill

Sanitas™ v.10.0.16 . UG

Tukey's Outlier Screening

GWC-10

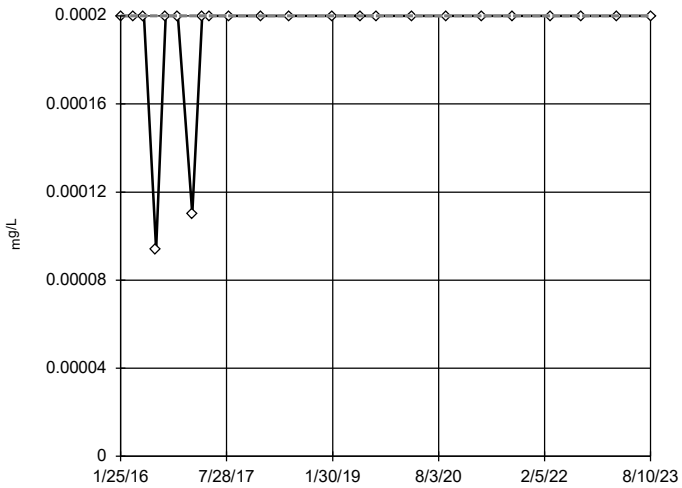

n = 23

No outliers found. Tukey's method selected by user.

Data were natural log transformed to achieve best W statistic (graph shown in original units).

The results were invalidated, because the lower and upper quartiles are equal.

Constituent: Mercury Analysis Run 3/26/2024 11:33 AM View: Appendix I & III - Intrawell
Plant Wansley Data: Wansley Landfill

Sanitas™ v.10.0.16 . UG

Tukey's Outlier Screening

GWC-11

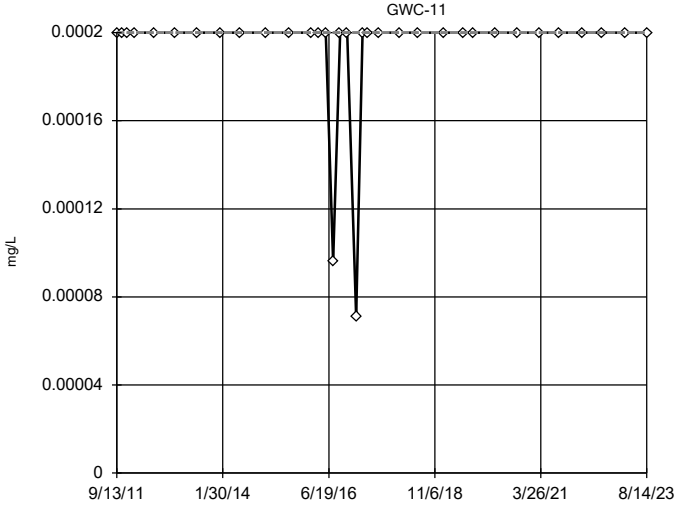

n = 34

No outliers found. Tukey's method selected by user.

Data were natural log transformed to achieve best W statistic (graph shown in original units).

The results were invalidated, because the lower and upper quartiles are equal.

Constituent: Mercury Analysis Run 3/26/2024 11:33 AM View: Appendix I & III - Intrawell
Plant Wansley Data: Wansley Landfill

Sanitas™ v.10.0.16 . UG

Tukey's Outlier Screening

GWC-12

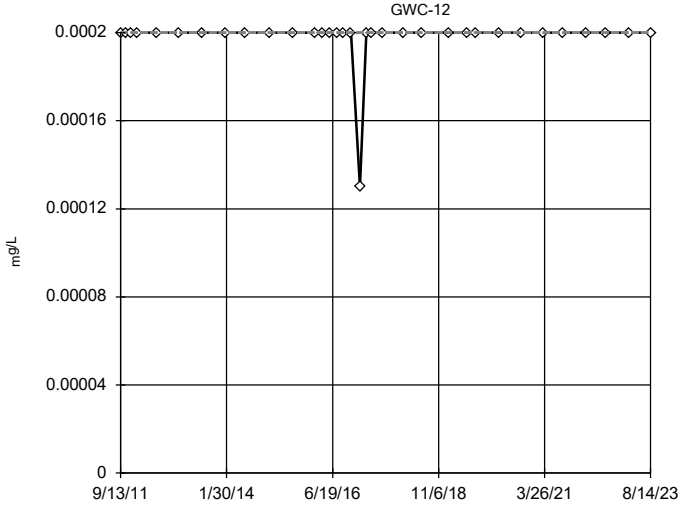

n = 34

No outliers found. Tukey's method selected by user.

Ladder of Powers transformations did not improve normality; analysis run on raw data.

The results were invalidated, because the lower and upper quartiles are equal.

Constituent: Mercury Analysis Run 3/26/2024 11:33 AM View: Appendix I & III - Intrawell
Plant Wansley Data: Wansley Landfill

Sanitas™ v.10.0.16 . UG

Tukey's Outlier Screening

GWC-13

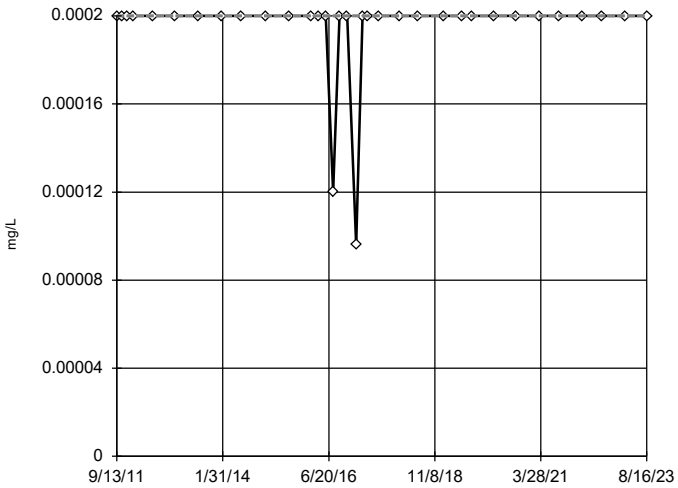

n = 34

No outliers found. Tukey's method selected by user.

Data were natural log transformed to achieve best W statistic (graph shown in original units).

The results were invalidated, because the lower and upper quartiles are equal.

Constituent: Mercury Analysis Run 3/26/2024 11:33 AM View: Appendix I & III - Intrawell
Plant Wansley Data: Wansley Landfill

Sanitas™ v.10.0.16 . UG

Tukey's Outlier Screening

GWC-14

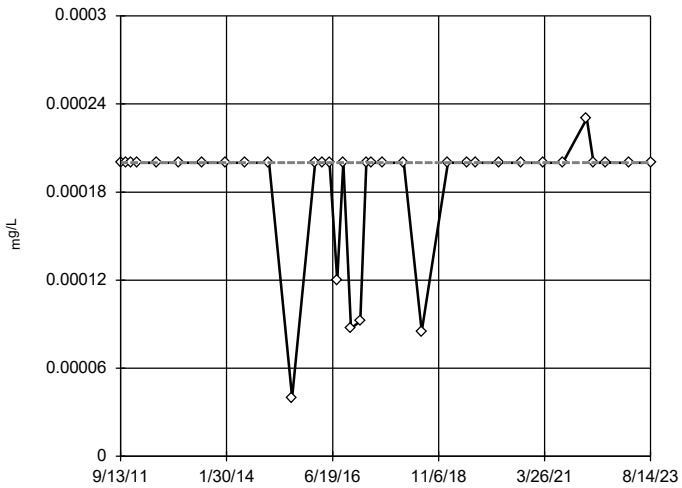

n = 35

No outliers found. Tukey's method selected by user.

Data were x^5 transformed to achieve best W statistic (graph shown in original units).

The results were invalidated, because the lower and upper quartiles are equal.

Constituent: Mercury Analysis Run 3/26/2024 11:33 AM View: Appendix I & III - Intrawell
Plant Wansley Data: Wansley Landfill

Sanitas™ v.10.0.16 . UG

Tukey's Outlier Screening

GWC-15

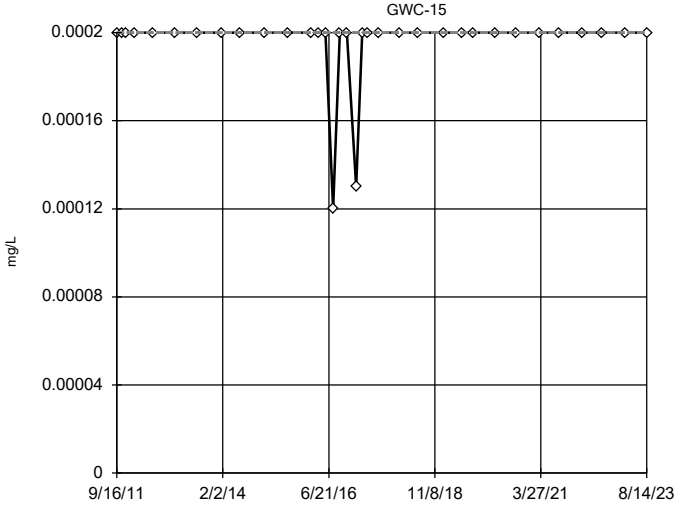

n = 34

No outliers found. Tukey's method selected by user.

Data were natural log transformed to achieve best W statistic (graph shown in original units).

The results were invalidated, because the lower and upper quartiles are equal.

Constituent: Mercury Analysis Run 3/26/2024 11:33 AM View: Appendix I & III - Intrawell
Plant Wansley Data: Wansley Landfill

Sanitas™ v.10.0.16 . UG

Tukey's Outlier Screening

GWC-16

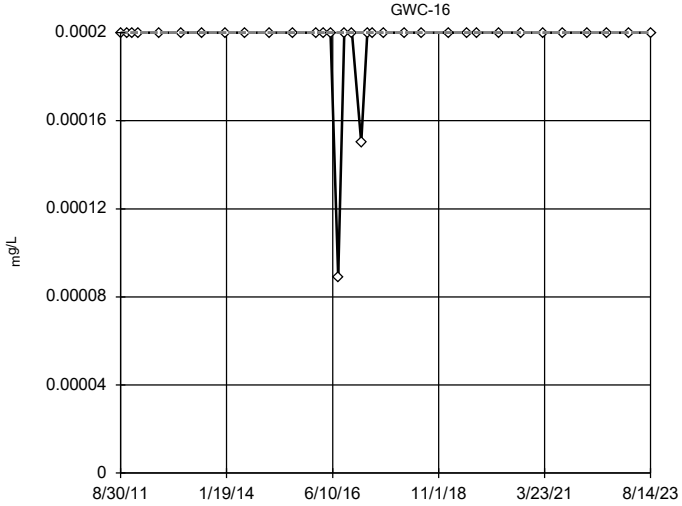

n = 34

No outliers found. Tukey's method selected by user.

Data were x^4 transformed to achieve best W statistic (graph shown in original units).

The results were invalidated, because the lower and upper quartiles are equal.

Constituent: Mercury Analysis Run 3/26/2024 11:33 AM View: Appendix I & III - Intrawell
Plant Wansley Data: Wansley Landfill

Tukey's Outlier Screening

GWC-17

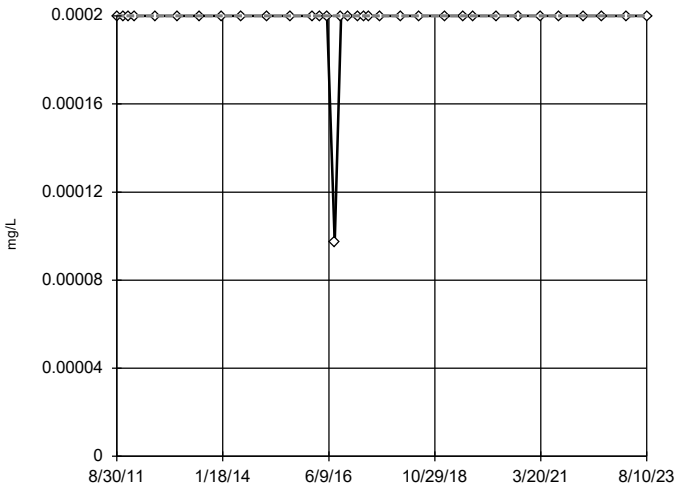

n = 34

No outliers found. Tukey's method selected by user.

Data were x^4 transformed to achieve best W statistic (graph shown in original units).

The results were invalidated, because the lower and upper quartiles are equal.

Constituent: Mercury Analysis Run 3/26/2024 11:33 AM View: Appendix I & III - Intrawell
Plant Wansley Data: Wansley Landfill

Sanitas™ v.10.0.16 . UG

Tukey's Outlier Screening

GWC-18

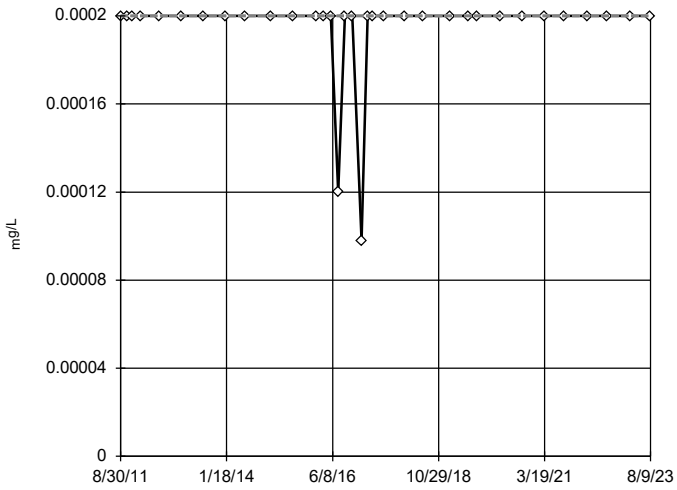

n = 34

No outliers found. Tukey's method selected by user.

Data were natural log transformed to achieve best W statistic (graph shown in original units).

The results were invalidated, because the lower and upper quartiles are equal.

Constituent: Mercury Analysis Run 3/26/2024 11:33 AM View: Appendix I & III - Intrawell
Plant Wansley Data: Wansley Landfill

Sanitas™ v.10.0.16 . UG

Tukey's Outlier Screening

GWC-19

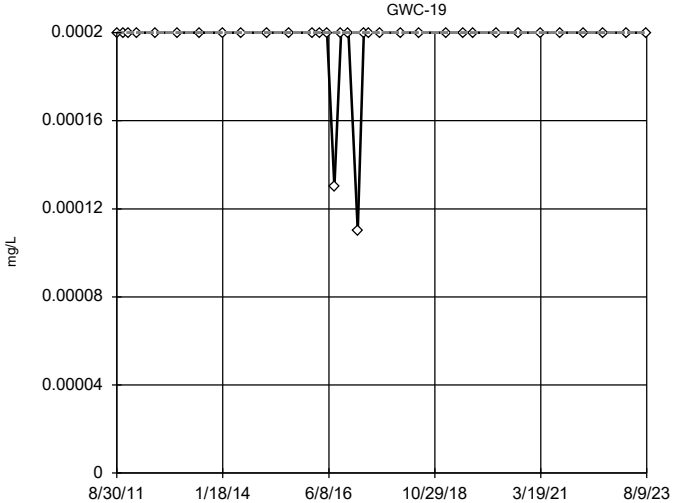

n = 34

No outliers found. Tukey's method selected by user.

Data were natural log transformed to achieve best W statistic (graph shown in original units).

The results were invalidated, because the lower and upper quartiles are equal.

Constituent: Mercury Analysis Run 3/26/2024 11:33 AM View: Appendix I & III - Intrawell
Plant Wansley Data: Wansley Landfill

Sanitas™ v.10.0.16 . UG

Tukey's Outlier Screening

GWC-20

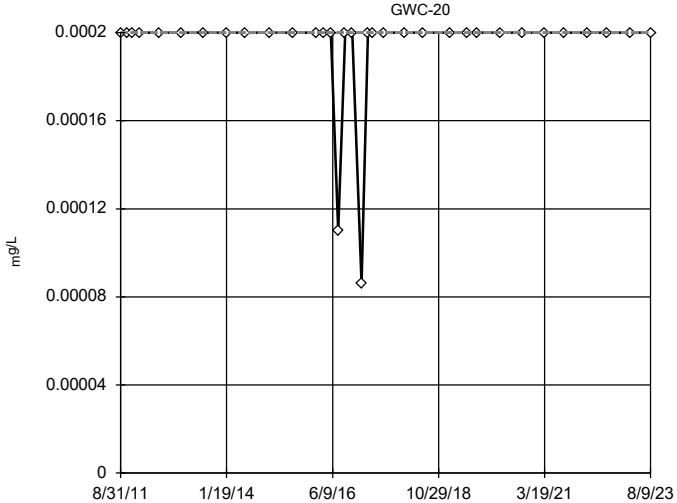

n = 34

No outliers found. Tukey's method selected by user.

Data were natural log transformed to achieve best W statistic (graph shown in original units).

The results were invalidated, because the lower and upper quartiles are equal.

Constituent: Mercury Analysis Run 3/26/2024 11:33 AM View: Appendix I & III - Intrawell
Plant Wansley Data: Wansley Landfill

Tukey's Outlier Screening

GWC-21

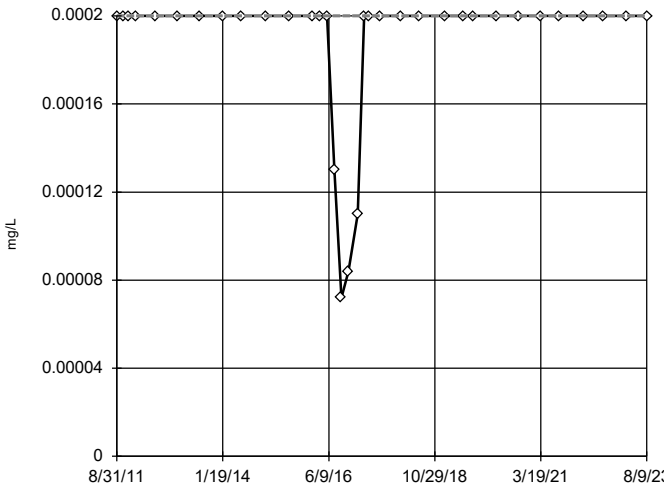

n = 34

No outliers found. Tukey's method selected by user.

Ladder of Powers transformations did not improve normality; analysis run on raw data.

The results were invalidated, because the lower and upper quartiles are equal.

Constituent: Mercury Analysis Run 3/26/2024 11:34 AM View: Appendix I & III - Intrawell
Plant Wansley Data: Wansley Landfill

Sanitas™ v.10.0.16 . UG

Tukey's Outlier Screening

GWC-22

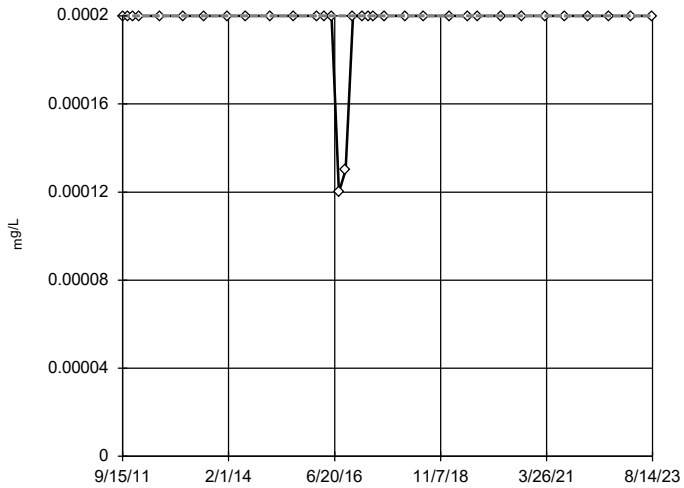

n = 34

No outliers found. Tukey's method selected by user.

Data were natural log transformed to achieve best W statistic (graph shown in original units).

The results were invalidated, because the lower and upper quartiles are equal.

Constituent: Mercury Analysis Run 3/26/2024 11:34 AM View: Appendix I & III - Intrawell
Plant Wansley Data: Wansley Landfill

Sanitas™ v.10.0.16 . UG

Tukey's Outlier Screening

GWC-23

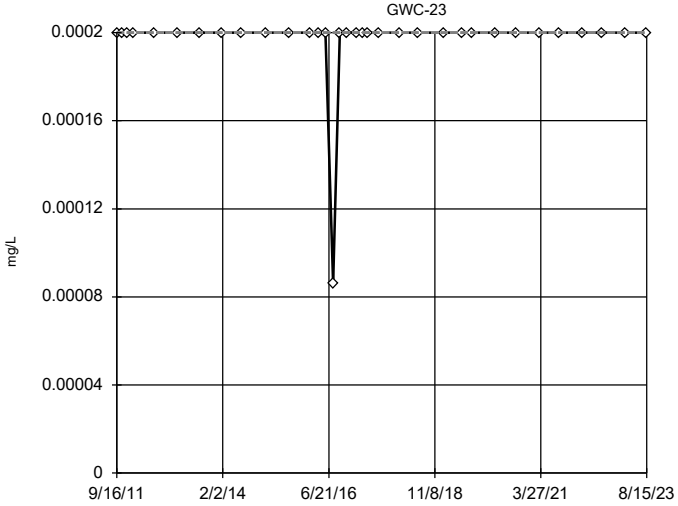

n = 34

No outliers found. Tukey's method selected by user.

Data were cube root transformed to achieve best W statistic (graph shown in original units).

The results were invalidated, because the lower and upper quartiles are equal.

Constituent: Mercury Analysis Run 3/26/2024 11:34 AM View: Appendix I & III - Intrawell
Plant Wansley Data: Wansley Landfill

Sanitas™ v.10.0.16 . UG

Tukey's Outlier Screening

GWC-24

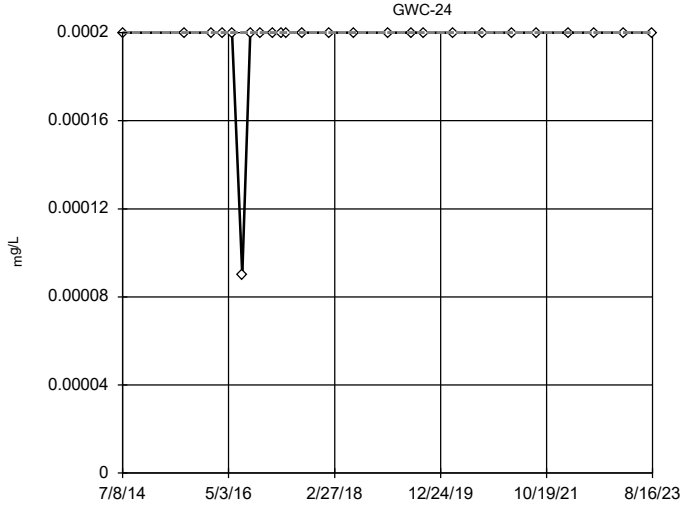

n = 25

No outliers found. Tukey's method selected by user.

Data were square transformed to achieve best W statistic (graph shown in original units).

The results were invalidated, because the lower and upper quartiles are equal.

Constituent: Mercury Analysis Run 3/26/2024 11:34 AM View: Appendix I & III - Intrawell
Plant Wansley Data: Wansley Landfill

Sanitas™ v.10.0.16 . UG

Tukey's Outlier Screening

GWC-25

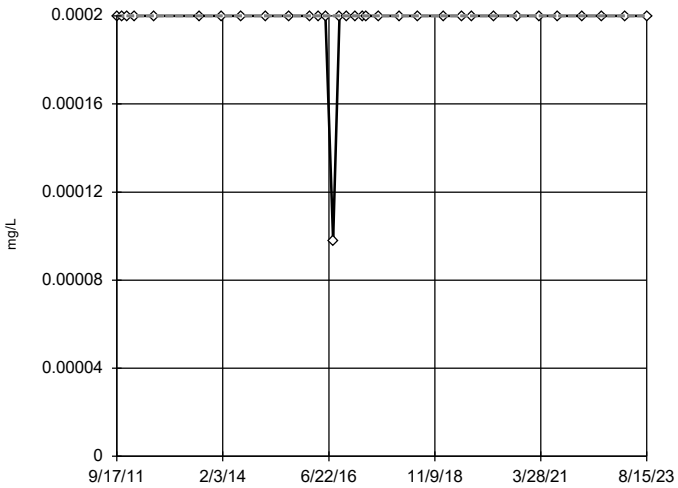

n = 33

No outliers found. Tukey's method selected by user.

Data were x^4 transformed to achieve best W statistic (graph shown in original units).

The results were invalidated, because the lower and upper quartiles are equal.

Constituent: Mercury Analysis Run 3/26/2024 11:34 AM View: Appendix I & III - Intrawell
Plant Wansley Data: Wansley Landfill

Sanitas™ v.10.0.16 . UG

Tukey's Outlier Screening

GWC-26

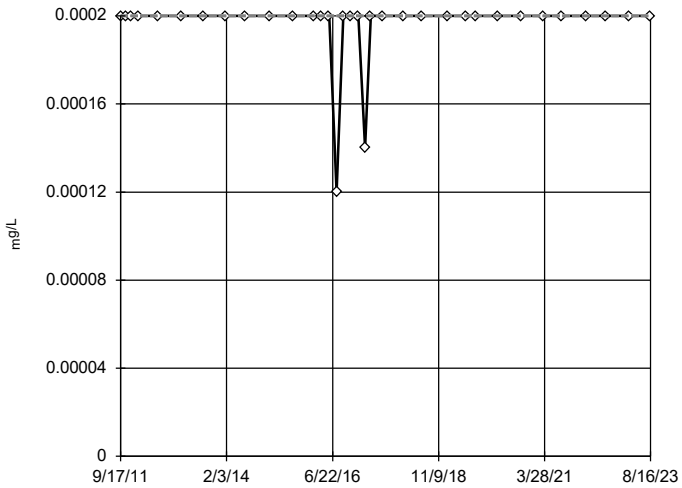

n = 34

No outliers found. Tukey's method selected by user.

Data were natural log transformed to achieve best W statistic (graph shown in original units).

The results were invalidated, because the lower and upper quartiles are equal.

Constituent: Mercury Analysis Run 3/26/2024 11:34 AM View: Appendix I & III - Intrawell
Plant Wansley Data: Wansley Landfill

Sanitas™ v.10.0.16 . UG

Tukey's Outlier Screening

GWC-27

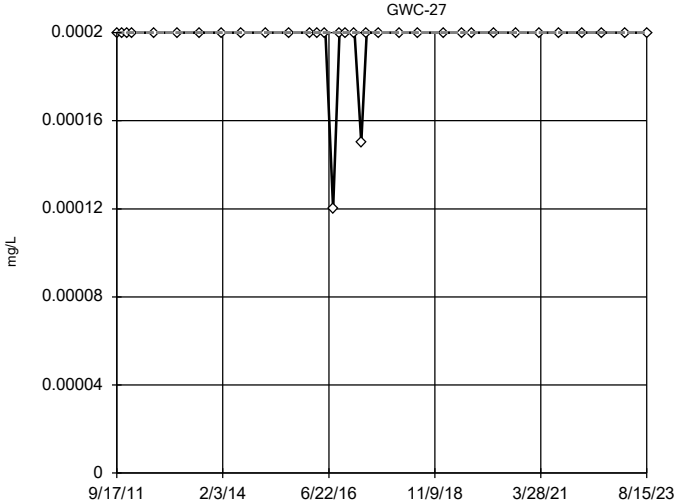

n = 34

No outliers found. Tukey's method selected by user.

Data were square transformed to achieve best W statistic (graph shown in original units).

The results were invalidated, because the lower and upper quartiles are equal.

Constituent: Mercury Analysis Run 3/26/2024 11:34 AM View: Appendix I & III - Intrawell
Plant Wansley Data: Wansley Landfill

Sanitas™ v.10.0.16 . UG

Tukey's Outlier Screening

GWC-30

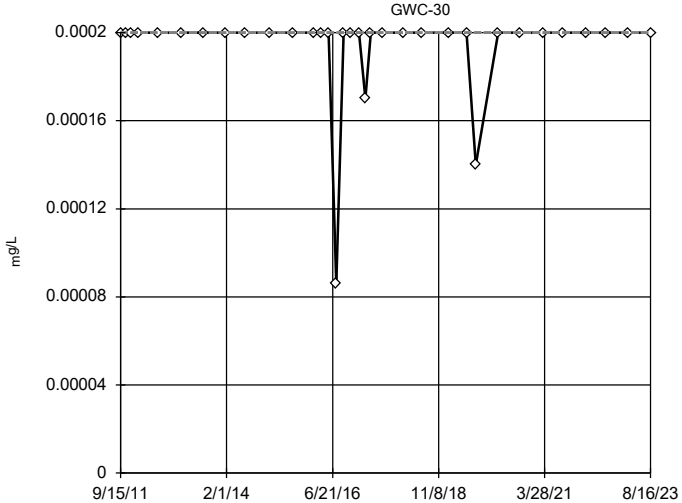

n = 34

No outliers found. Tukey's method selected by user.

Data were x^4 transformed to achieve best W statistic (graph shown in original units).

The results were invalidated, because the lower and upper quartiles are equal.

Constituent: Mercury Analysis Run 3/26/2024 11:34 AM View: Appendix I & III - Intrawell
Plant Wansley Data: Wansley Landfill

Tukey's Outlier Screening

GWC-31

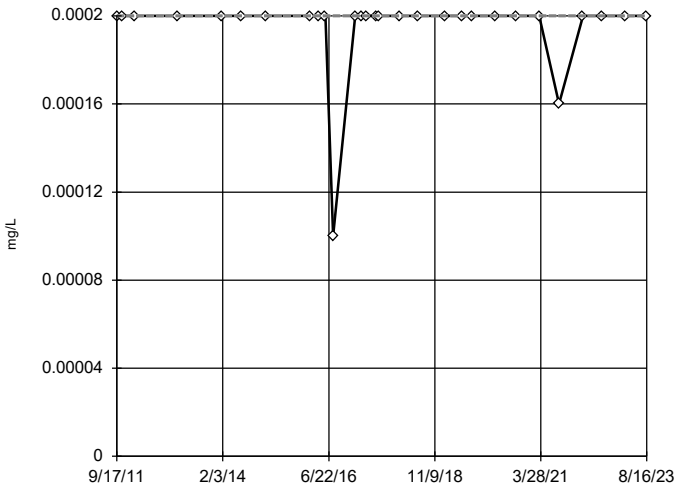

n = 29

No outliers found. Tukey's method selected by user.

Data were x^4 transformed to achieve best W statistic (graph shown in original units).

The results were invalidated, because the lower and upper quartiles are equal.

Constituent: Mercury Analysis Run 3/26/2024 11:34 AM View: Appendix I & III - Intrawell
Plant Wansley Data: Wansley Landfill

Tukey's Outlier Screening

GWC-32

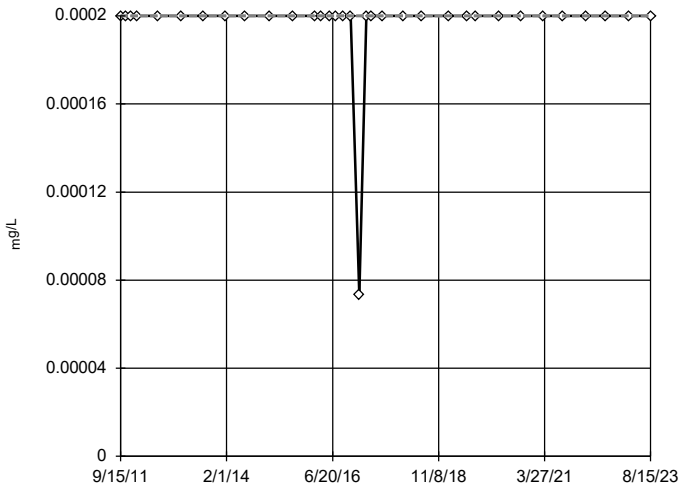

n = 34

No outliers found. Tukey's method selected by user.

Data were cube root transformed to achieve best W statistic (graph shown in original units).

The results were invalidated, because the lower and upper quartiles are equal.

Constituent: Mercury Analysis Run 3/26/2024 11:34 AM View: Appendix I & III - Intrawell
Plant Wansley Data: Wansley Landfill

Tukey's Outlier Screening

GWC-33

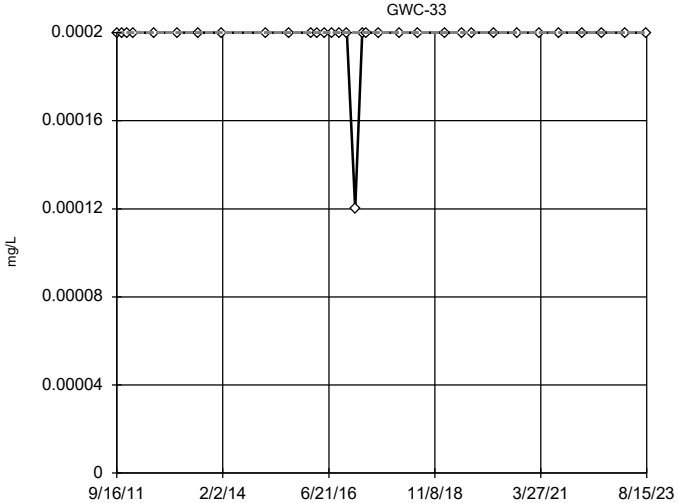

n = 33

No outliers found. Tukey's method selected by user.

Ladder of Powers transformations did not improve normality; analysis run on raw data.

The results were invalidated, because the lower and upper quartiles are equal.

Constituent: Mercury Analysis Run 3/26/2024 11:34 AM View: Appendix I & III - Intrawell
Plant Wansley Data: Wansley Landfill

Tukey's Outlier Screening

GWC-34

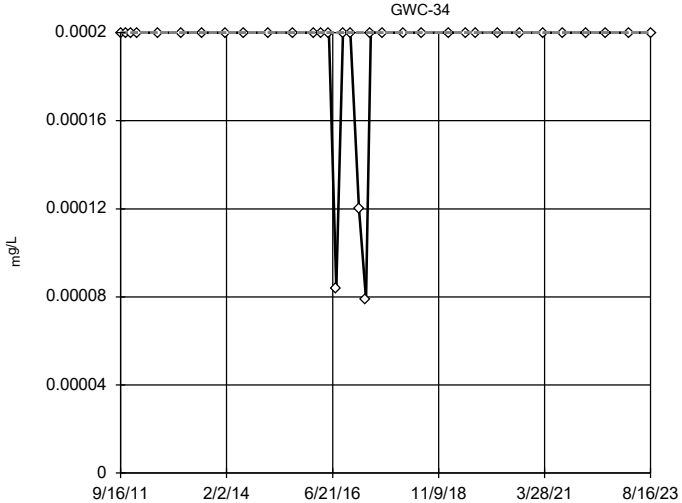

n = 34

No outliers found. Tukey's method selected by user.

Ladder of Powers transformations did not improve normality; analysis run on raw data.

The results were invalidated, because the lower and upper quartiles are equal.

Constituent: Mercury Analysis Run 3/26/2024 11:34 AM View: Appendix I & III - Intrawell
Plant Wansley Data: Wansley Landfill

Tukey's Outlier Screening

GWC-35

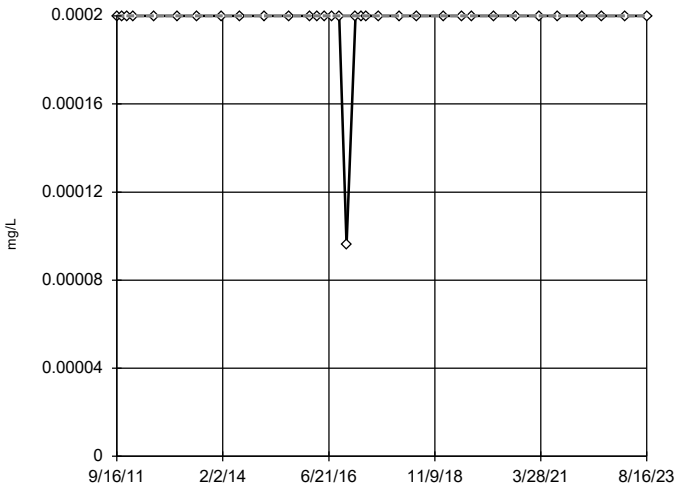

n = 34

No outliers found. Tukey's method selected by user.

Data were square root transformed to achieve best W statistic (graph shown in original units).

The results were invalidated, because the lower and upper quartiles are equal.

Constituent: Mercury Analysis Run 3/26/2024 11:34 AM View: Appendix I & III - Intrawell
Plant Wansley Data: Wansley Landfill

Sanitas™ v.10.0.16 . UG

Tukey's Outlier Screening

GWC-5

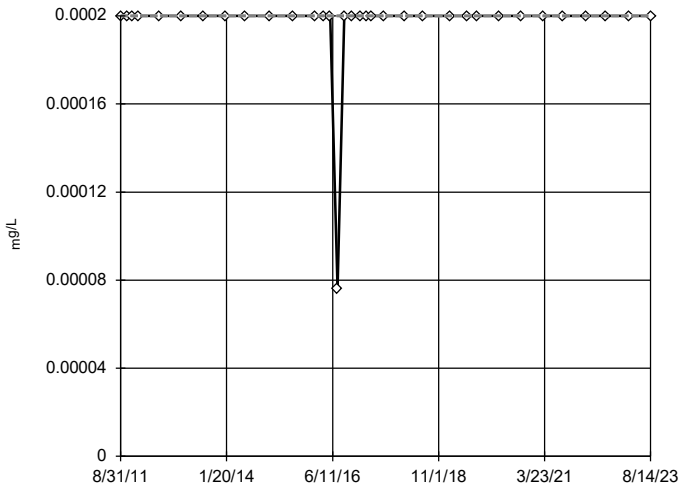

n = 34

No outliers found. Tukey's method selected by user.

Data were x^4 transformed to achieve best W statistic (graph shown in original units).

The results were invalidated, because the lower and upper quartiles are equal.

Constituent: Mercury Analysis Run 3/26/2024 11:34 AM View: Appendix I & III - Intrawell
Plant Wansley Data: Wansley Landfill

Sanitas™ v.10.0.16 . UG

Tukey's Outlier Screening

GWC-6

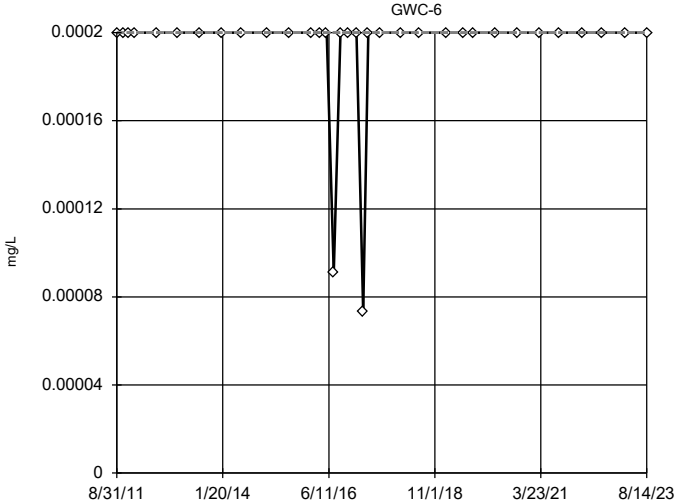

n = 34

No outliers found. Tukey's method selected by user.

Data were natural log transformed to achieve best W statistic (graph shown in original units).

The results were invalidated, because the lower and upper quartiles are equal.

Constituent: Mercury Analysis Run 3/26/2024 11:34 AM View: Appendix I & III - Intrawell
Plant Wansley Data: Wansley Landfill

Sanitas™ v.10.0.16 . UG

Tukey's Outlier Screening

GWC-7

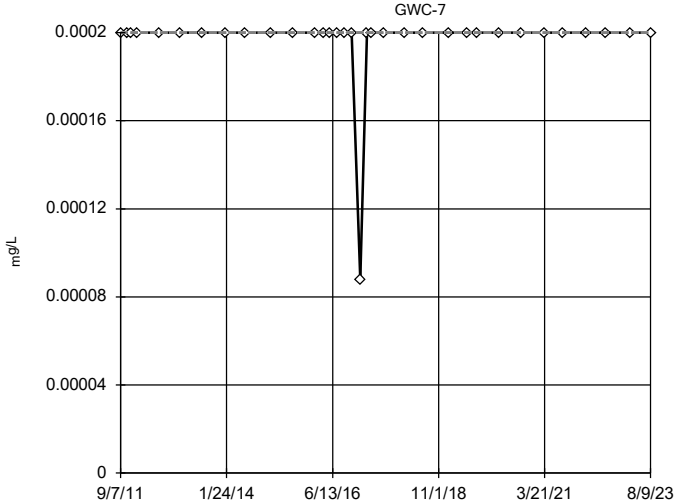

n = 34

No outliers found. Tukey's method selected by user.

Data were natural log transformed to achieve best W statistic (graph shown in original units).

The results were invalidated, because the lower and upper quartiles are equal.

Constituent: Mercury Analysis Run 3/26/2024 11:34 AM View: Appendix I & III - Intrawell
Plant Wansley Data: Wansley Landfill

Tukey's Outlier Screening

GWC-8

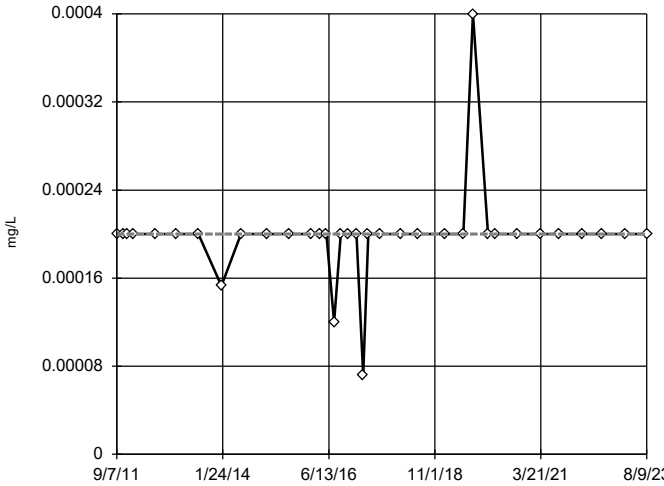

n = 35

No outliers found. Tukey's method selected by user.

Data were cube root transformed to achieve best W statistic (graph shown in original units).

The results were invalidated, because the lower and upper quartiles are equal.

Constituent: Mercury Analysis Run 3/26/2024 11:34 AM View: Appendix I & III - Intrawell
Plant Wansley Data: Wansley Landfill

Sanitas™ v.10.0.16 . UG

Tukey's Outlier Screening

GWC-9

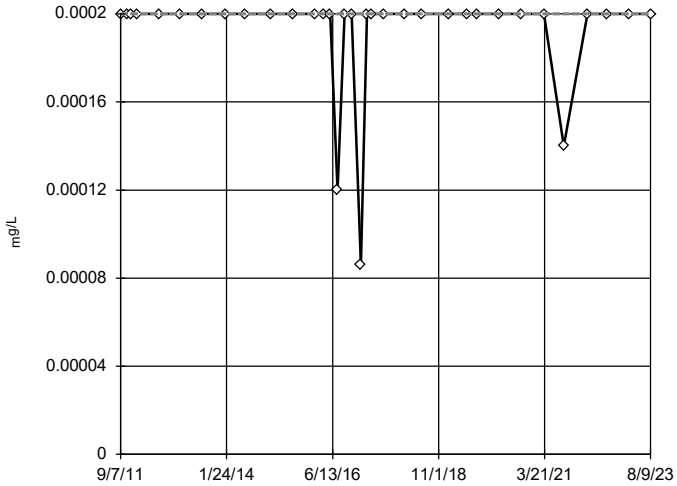

n = 34

No outliers found. Tukey's method selected by user.

Data were square transformed to achieve best W statistic (graph shown in original units).

The results were invalidated, because the lower and upper quartiles are equal.

Constituent: Mercury Analysis Run 3/26/2024 11:34 AM View: Appendix I & III - Intrawell
Plant Wansley Data: Wansley Landfill

Sanitas™ v.10.0.16 . UG

Tukey's Outlier Screening

GWA-1 (bg)

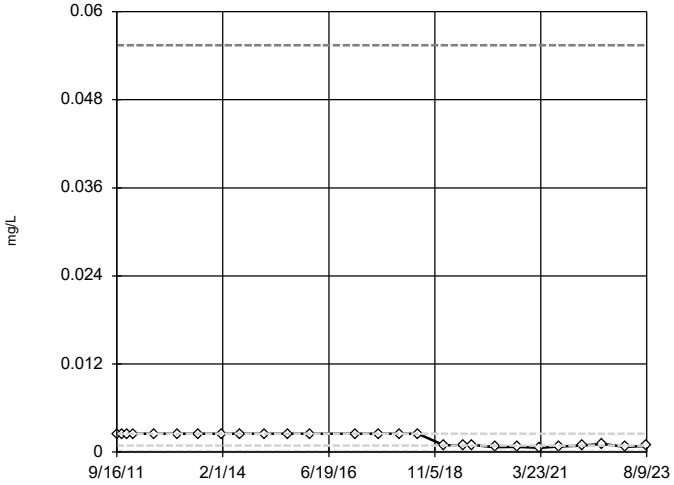

n = 27

No outliers found. Tukey's method selected by user.

Data were natural log transformed to achieve best W statistic (graph shown in original units).

High cutoff = 0.05541, low cutoff = 0.00004016, based on IQR multiplier of 3.

Constituent: Nickel Analysis Run 3/26/2024 11:34 AM View: Appendix I & III - Intrawell
Plant Wansley Data: Wansley Landfill

Sanitas™ v.10.0.16 . UG

Tukey's Outlier Screening

GWA-2 (bg)

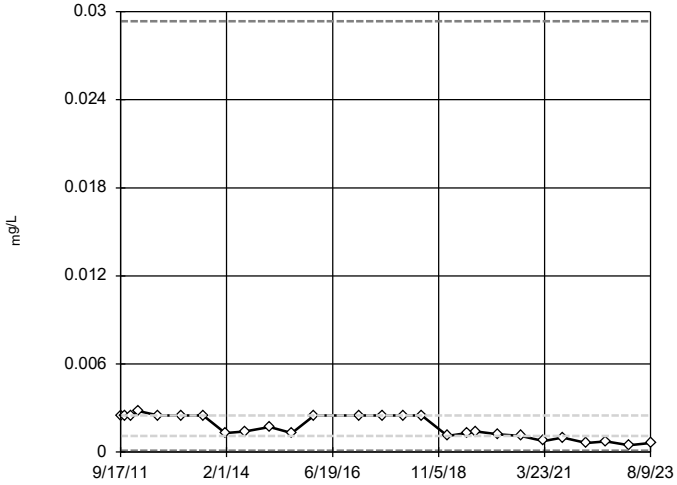

n = 27

No outliers found. Tukey's method selected by user.

Data were natural log transformed to achieve best W statistic (graph shown in original units).

High cutoff = 0.02935, low cutoff = 0.0000937, based on IQR multiplier of 3.

Constituent: Nickel Analysis Run 3/26/2024 11:34 AM View: Appendix I & III - Intrawell
Plant Wansley Data: Wansley Landfill

Sanitas™ v.10.0.16 . UG

Tukey's Outlier Screening

GWA-28 (bg)

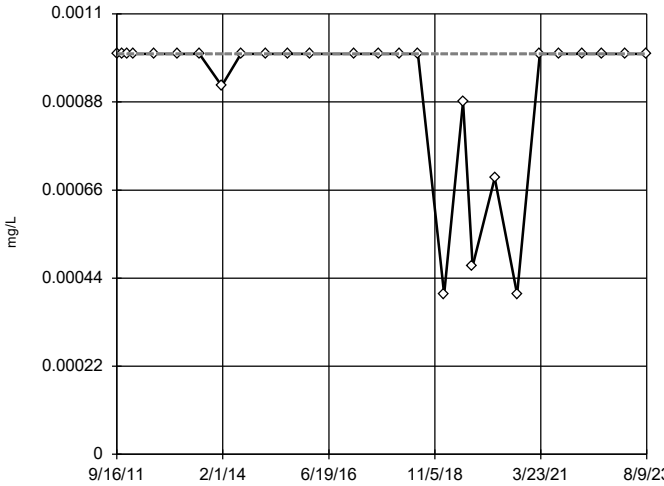

n = 27

No outliers found.
Tukey's method selected by user.

Data were x^6 transformed to achieve best W statistic (graph shown in original units).

The results were invalidated, because the lower and upper quartiles are equal.

Constituent: Nickel Analysis Run 3/26/2024 11:34 AM View: Appendix I & III - Intrawell
Plant Wansley Data: Wansley Landfill

Sanitas™ v.10.0.16 . UG

Tukey's Outlier Screening

GWA-29 (bg)

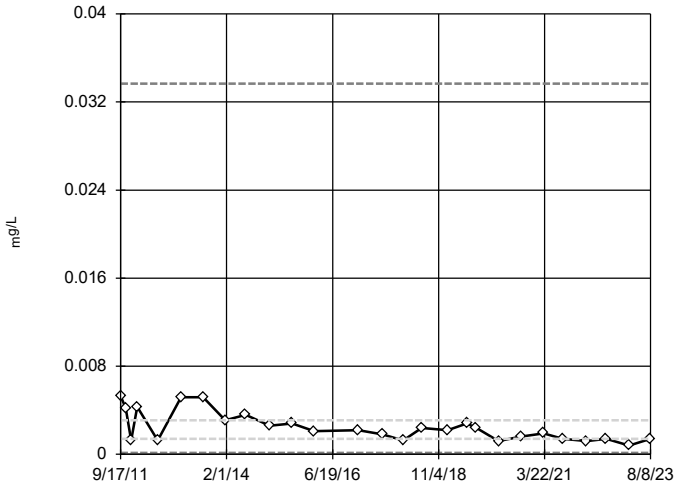

n = 27

No outliers found.
Tukey's method selected by user.

Data were natural log transformed to achieve best W statistic (graph shown in original units).

High cutoff = 0.03366, low cutoff = 0.000129, based on IQR multiplier of 3.

Constituent: Nickel Analysis Run 3/26/2024 11:34 AM View: Appendix I & III - Intrawell
Plant Wansley Data: Wansley Landfill

Sanitas™ v.10.0.16 . UG

Tukey's Outlier Screening

GWA-3 (bg)

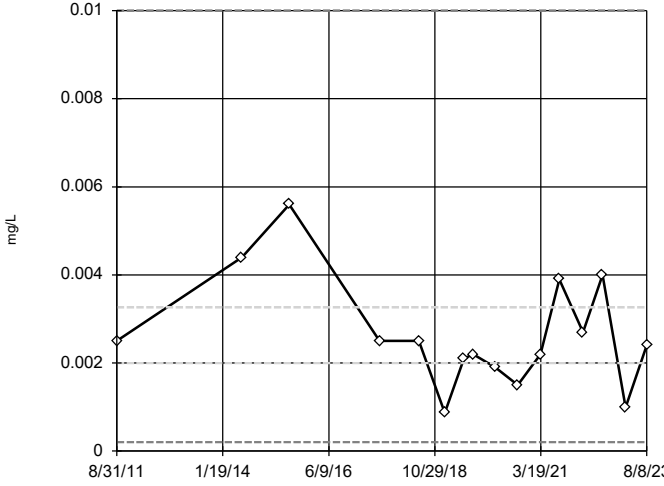

n = 16

No outliers found.
Tukey's method selected by user.

Data were cube root transformed to achieve best W statistic (graph shown in original units).

High cutoff = 0.009999, low cutoff = 0.0002038, based on IQR multiplier of 3.

Constituent: Nickel Analysis Run 3/26/2024 11:34 AM View: Appendix I & III - Intrawell
Plant Wansley Data: Wansley Landfill

Sanitas™ v.10.0.16 . UG

Tukey's Outlier Screening

GWA-4 (bg)

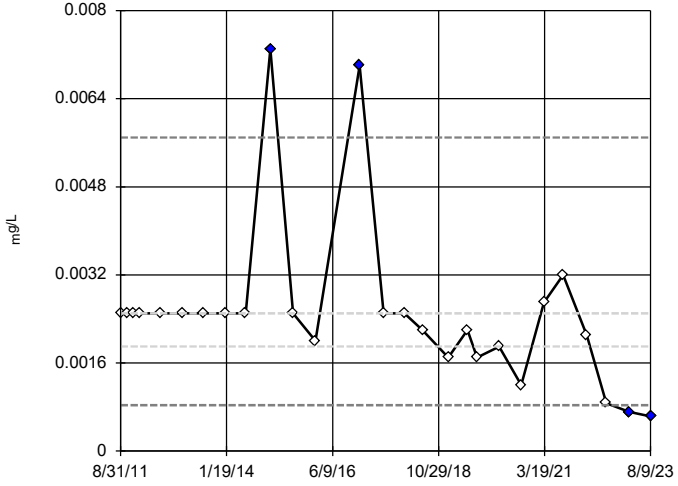

n = 27

Outliers are drawn as solid.
Tukey's method selected by user.

Data were natural log transformed to achieve best W statistic (graph shown in original units).

High cutoff = 0.005695, low cutoff = 0.0008341, based on IQR multiplier of 3.

Constituent: Nickel Analysis Run 3/26/2024 11:34 AM View: Appendix I & III - Intrawell
Plant Wansley Data: Wansley Landfill

Tukey's Outlier Screening

GWC-10

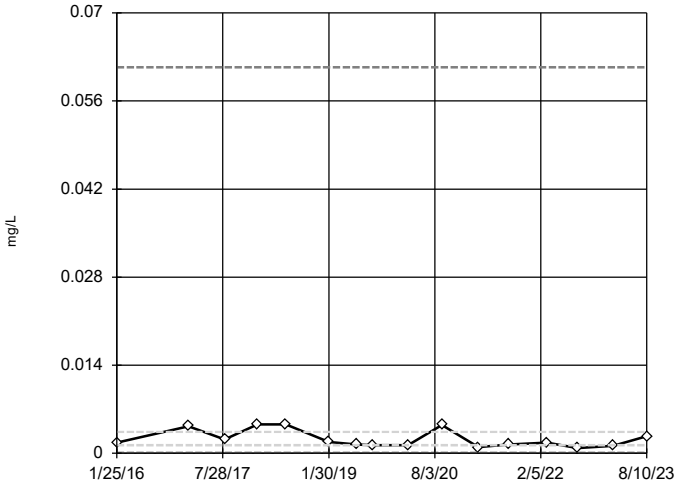

n = 16

No outliers found. Tukey's method selected by user.

Data were natural log transformed to achieve best W statistic (graph shown in original units).

High cutoff = 0.06135, low cutoff = 0.0000722, based on IQR multiplier of 3.

Constituent: Nickel Analysis Run 3/26/2024 11:34 AM View: Appendix I & III - Intrawell
Plant Wansley Data: Wansley Landfill

Sanitas™ v.10.0.16 . UG

Tukey's Outlier Screening

GWC-11

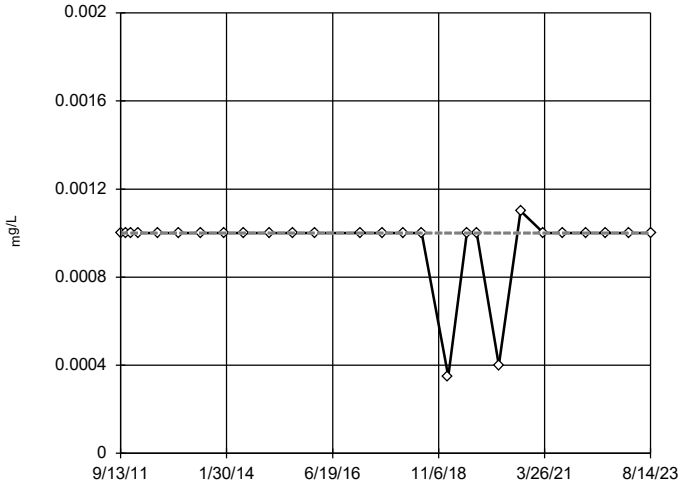

n = 27

No outliers found. Tukey's method selected by user.

Data were x^6 transformed to achieve best W statistic (graph shown in original units).

The results were invalidated, because the lower and upper quartiles are equal.

Constituent: Nickel Analysis Run 3/26/2024 11:34 AM View: Appendix I & III - Intrawell
Plant Wansley Data: Wansley Landfill

Sanitas™ v.10.0.16 . UG

Tukey's Outlier Screening

GWC-12

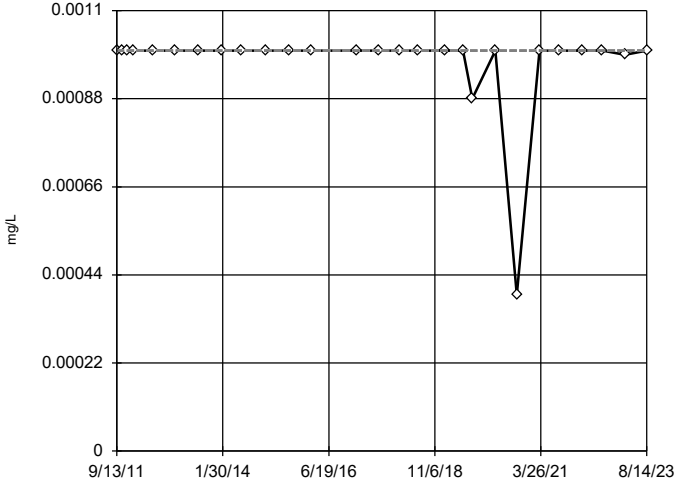

n = 27

No outliers found. Tukey's method selected by user.

Data were x^6 transformed to achieve best W statistic (graph shown in original units).

The results were invalidated, because the lower and upper quartiles are equal.

Constituent: Nickel Analysis Run 3/26/2024 11:34 AM View: Appendix I & III - Intrawell
Plant Wansley Data: Wansley Landfill

Sanitas™ v.10.0.16 . UG

Tukey's Outlier Screening

GWC-13

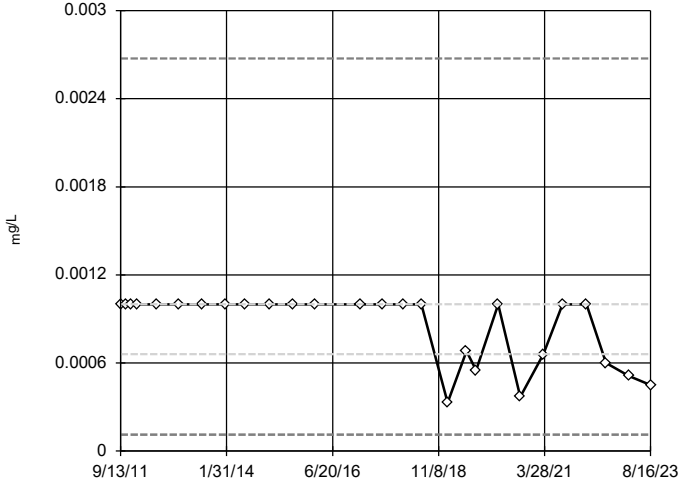

n = 27

No outliers found. Tukey's method selected by user.

Data were cube root transformed to achieve best W statistic (graph shown in original units).

High cutoff = 0.002674, low cutoff = 0.0001124, based on IQR multiplier of 3.

Constituent: Nickel Analysis Run 3/26/2024 11:34 AM View: Appendix I & III - Intrawell
Plant Wansley Data: Wansley Landfill

Sanitas™ v.10.0.16 . UG

Tukey's Outlier Screening

GWC-14

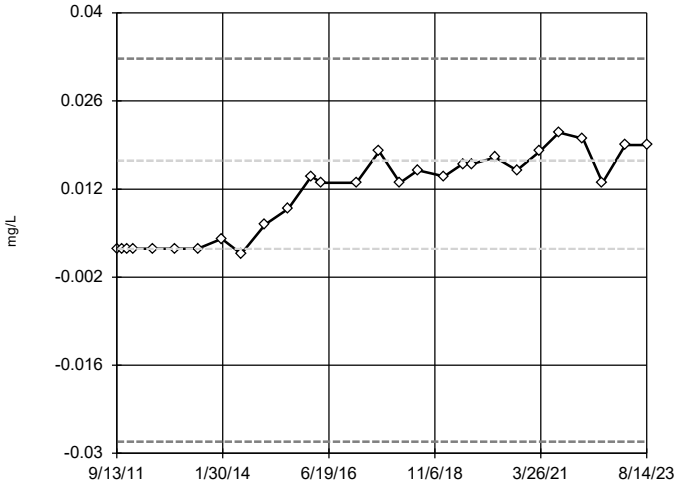

n = 28

No outliers found. Tukey's method selected by user.

Data were square transformed to achieve best W statistic (graph shown in original units).

High cutoff = 0.03273, low cutoff = -0.02815, based on IQR multiplier of 3.

Constituent: Nickel Analysis Run 3/26/2024 11:34 AM View: Appendix I & III - Intrawell
Plant Wansley Data: Wansley Landfill

Sanitas™ v.10.0.16 . UG

Tukey's Outlier Screening

GWC-15

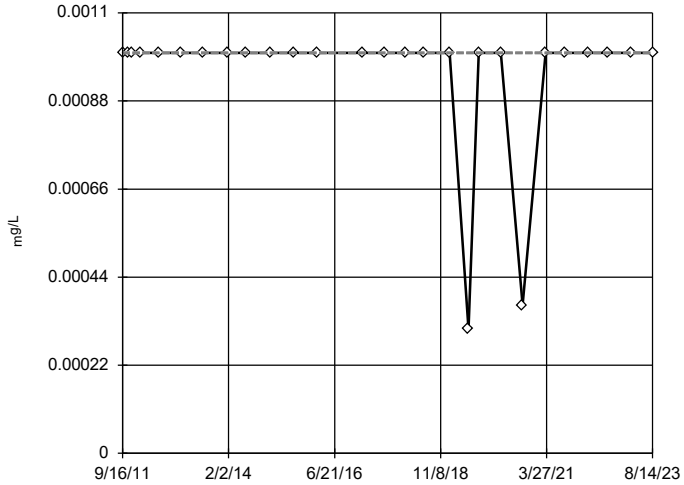

n = 27

No outliers found. Tukey's method selected by user.

Data were natural log transformed to achieve best W statistic (graph shown in original units).

The results were invalidated, because the lower and upper quartiles are equal.

Constituent: Nickel Analysis Run 3/26/2024 11:34 AM View: Appendix I & III - Intrawell
Plant Wansley Data: Wansley Landfill

Sanitas™ v.10.0.16 . UG

Tukey's Outlier Screening

GWC-16

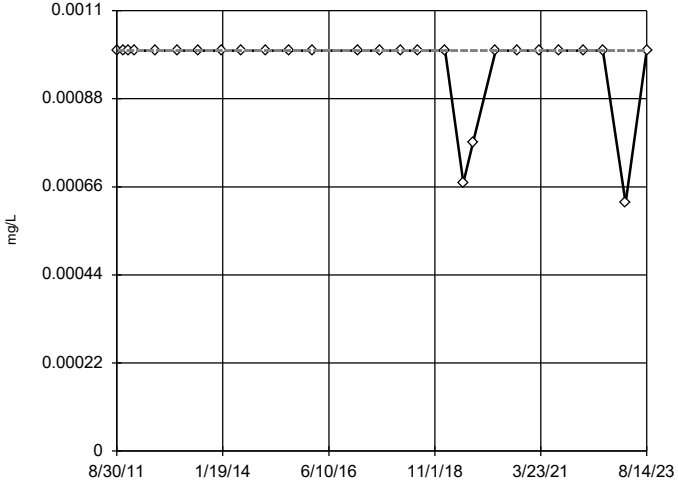

n = 27

No outliers found. Tukey's method selected by user.

Ladder of Powers transformations did not improve normality; analysis run on raw data.

The results were invalidated, because the lower and upper quartiles are equal.

Constituent: Nickel Analysis Run 3/26/2024 11:34 AM View: Appendix I & III - Intrawell
Plant Wansley Data: Wansley Landfill

Sanitas™ v.10.0.16 . UG

Tukey's Outlier Screening

GWC-17

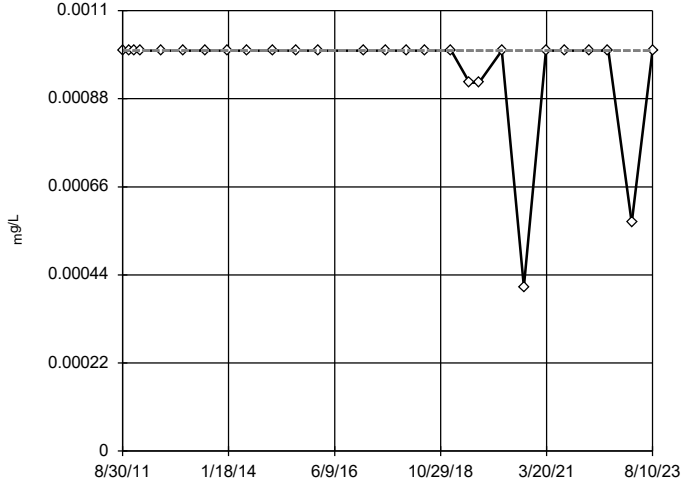

n = 27

No outliers found. Tukey's method selected by user.

Data were x^6 transformed to achieve best W statistic (graph shown in original units).

The results were invalidated, because the lower and upper quartiles are equal.

Constituent: Nickel Analysis Run 3/26/2024 11:34 AM View: Appendix I & III - Intrawell
Plant Wansley Data: Wansley Landfill

Sanitas™ v.10.0.16 . UG

Tukey's Outlier Screening

GWC-18

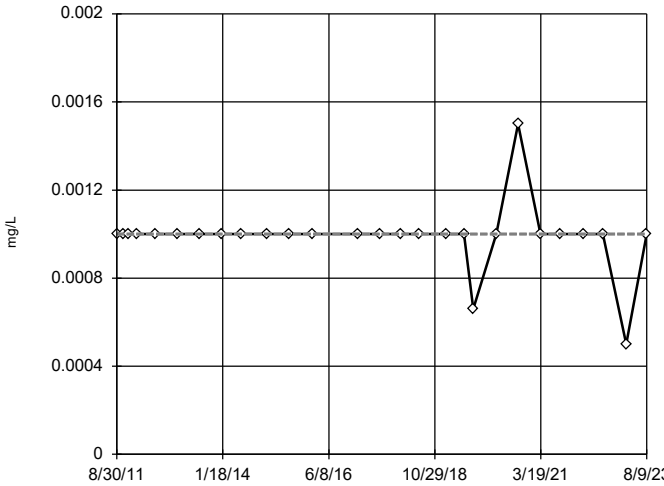

n = 27

No outliers found. Tukey's method selected by user.

Ladder of Powers transformations did not improve normality; analysis run on raw data.

The results were invalidated, because the lower and upper quartiles are equal.

Constituent: Nickel Analysis Run 3/26/2024 11:34 AM View: Appendix I & III - Intrawell
Plant Wansley Data: Wansley Landfill

Sanitas™ v.10.0.16 . UG

Tukey's Outlier Screening

GWC-19

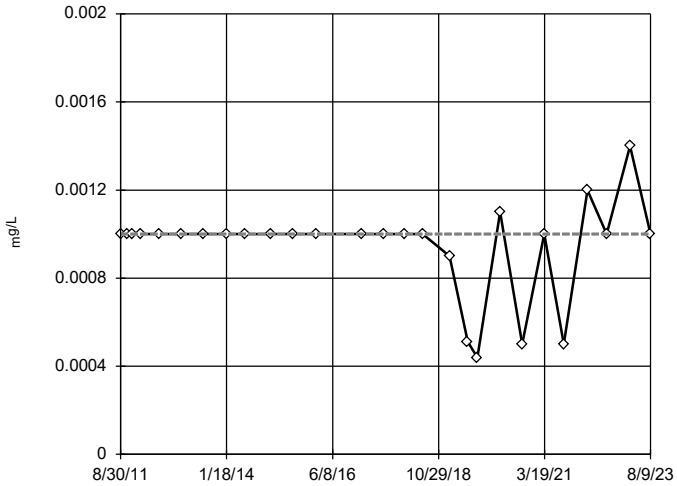

n = 27

No outliers found. Tukey's method selected by user.

Data were square transformed to achieve best W statistic (graph shown in original units).

The results were invalidated, because the lower and upper quartiles are equal.

Constituent: Nickel Analysis Run 3/26/2024 11:34 AM View: Appendix I & III - Intrawell
Plant Wansley Data: Wansley Landfill

Sanitas™ v.10.0.16 . UG

Tukey's Outlier Screening

GWC-20

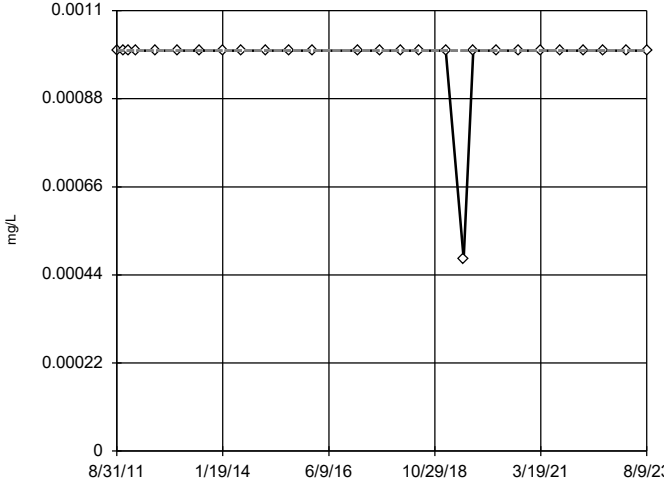

n = 27

No outliers found. Tukey's method selected by user.

Data were x^6 transformed to achieve best W statistic (graph shown in original units).

The results were invalidated, because the lower and upper quartiles are equal.

Constituent: Nickel Analysis Run 3/26/2024 11:34 AM View: Appendix I & III - Intrawell
Plant Wansley Data: Wansley Landfill

Sanitas™ v.10.0.16 . UG

Tukey's Outlier Screening

GWC-21

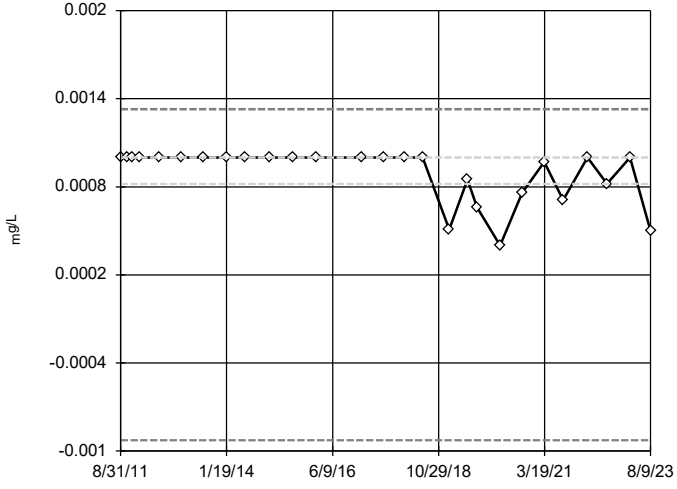

n = 27

No outliers found. Tukey's method selected by user.

Data were cube transformed to achieve best W statistic (graph shown in original units).

High cutoff = 0.001329, low cutoff = -0.0009262, based on IQR multiplier of 3.

Constituent: Nickel Analysis Run 3/26/2024 11:34 AM View: Appendix I & III - Intrawell
Plant Wansley Data: Wansley Landfill

Sanitas™ v.10.0.16 . UG

Tukey's Outlier Screening

GWC-22

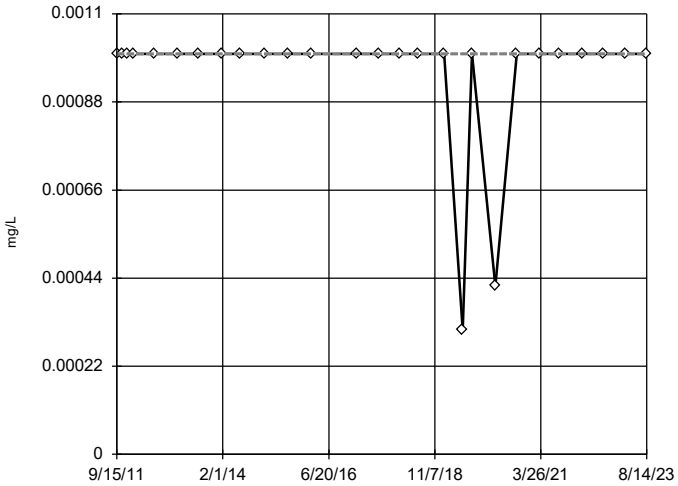

n = 27

No outliers found. Tukey's method selected by user.

Data were natural log transformed to achieve best W statistic (graph shown in original units).

The results were invalidated, because the lower and upper quartiles are equal.

Constituent: Nickel Analysis Run 3/26/2024 11:34 AM View: Appendix I & III - Intrawell
Plant Wansley Data: Wansley Landfill

Sanitas™ v.10.0.16 . UG

Tukey's Outlier Screening

GWC-23

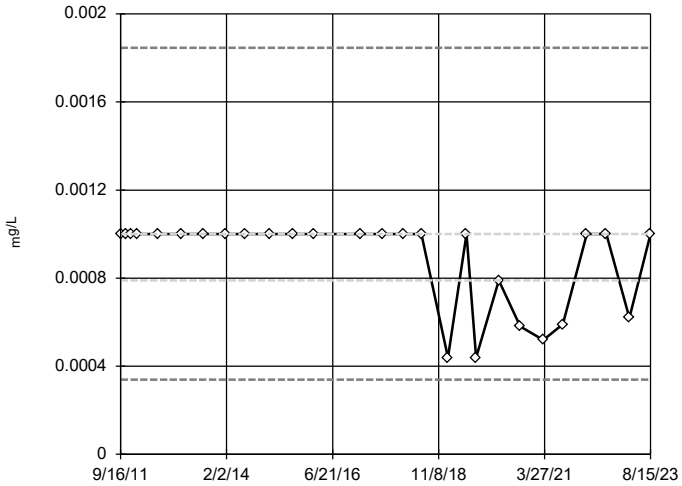

n = 27

No outliers found. Tukey's method selected by user.

Data were cube root transformed to achieve best W statistic (graph shown in original units).

High cutoff = 0.001846, low cutoff = 0.0003397, based on IQR multiplier of 3.

Constituent: Nickel Analysis Run 3/26/2024 11:34 AM View: Appendix I & III - Intrawell
Plant Wansley Data: Wansley Landfill

Sanitas™ v.10.0.16 . UG

Tukey's Outlier Screening

GWC-24

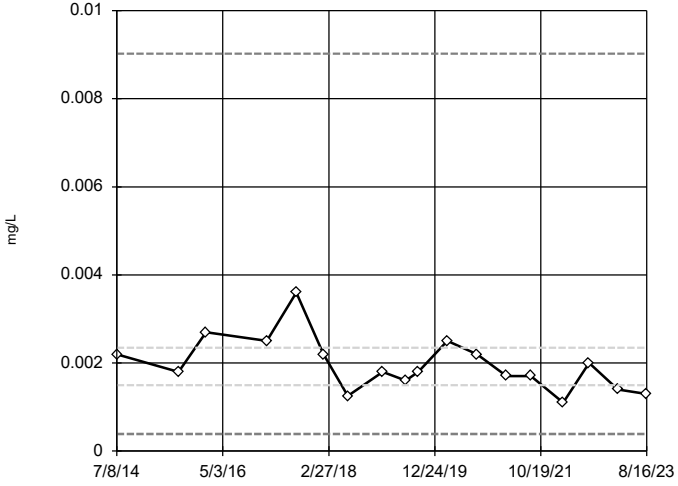

n = 18

No outliers found. Tukey's method selected by user.

Data were natural log transformed to achieve best W statistic (graph shown in original units).

High cutoff = 0.009023, low cutoff = 0.000389, based on IQR multiplier of 3.

Constituent: Nickel Analysis Run 3/26/2024 11:34 AM View: Appendix I & III - Intrawell
Plant Wansley Data: Wansley Landfill

Sanitas™ v.10.0.16 . UG

Tukey's Outlier Screening

GWC-25

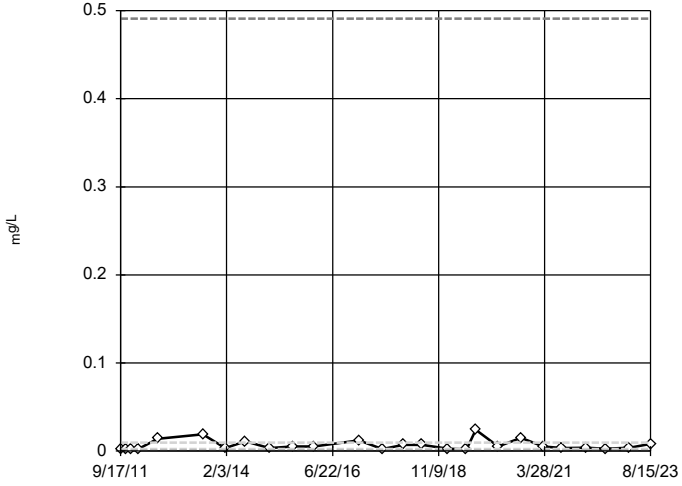

n = 26

No outliers found. Tukey's method selected by user.

Data were natural log transformed to achieve best W statistic (graph shown in original units).

High cutoff = 0.491, low cutoff = 0.00004932, based on IQR multiplier of 3.

Constituent: Nickel Analysis Run 3/26/2024 11:34 AM View: Appendix I & III - Intrawell
Plant Wansley Data: Wansley Landfill

Sanitas™ v.10.0.16 . UG

Tukey's Outlier Screening

GWC-26

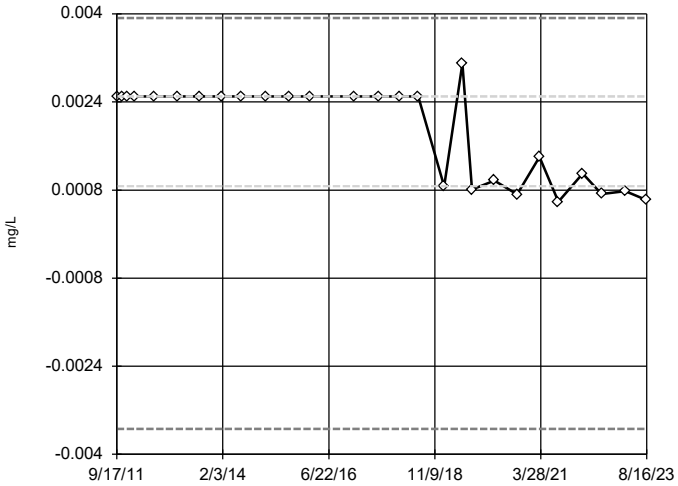

n = 27

No outliers found. Tukey's method selected by user.

Data were cube transformed to achieve best W statistic (graph shown in original units).

High cutoff = 0.003926, low cutoff = -0.003537, based on IQR multiplier of 3.

Constituent: Nickel Analysis Run 3/26/2024 11:34 AM View: Appendix I & III - Intrawell
Plant Wansley Data: Wansley Landfill

Sanitas™ v.10.0.16 . UG

Tukey's Outlier Screening

GWC-27

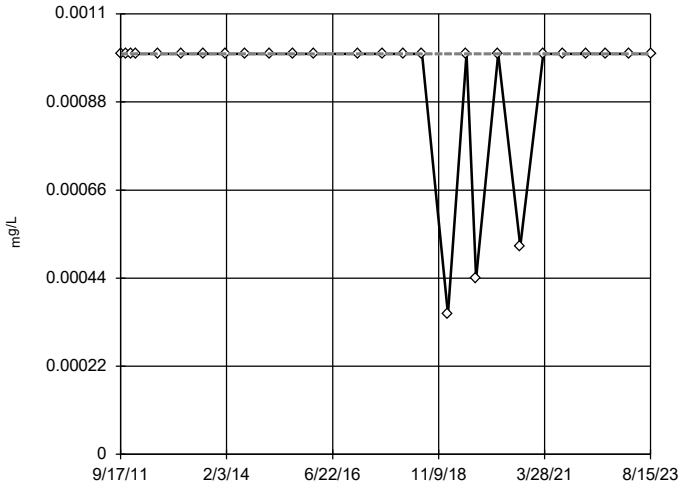

n = 27

No outliers found. Tukey's method selected by user.

Data were natural log transformed to achieve best W statistic (graph shown in original units).

The results were invalidated, because the lower and upper quartiles are equal.

Constituent: Nickel Analysis Run 3/26/2024 11:34 AM View: Appendix I & III - Intrawell
Plant Wansley Data: Wansley Landfill

Sanitas™ v.10.0.16 . UG

Tukey's Outlier Screening

GWC-30

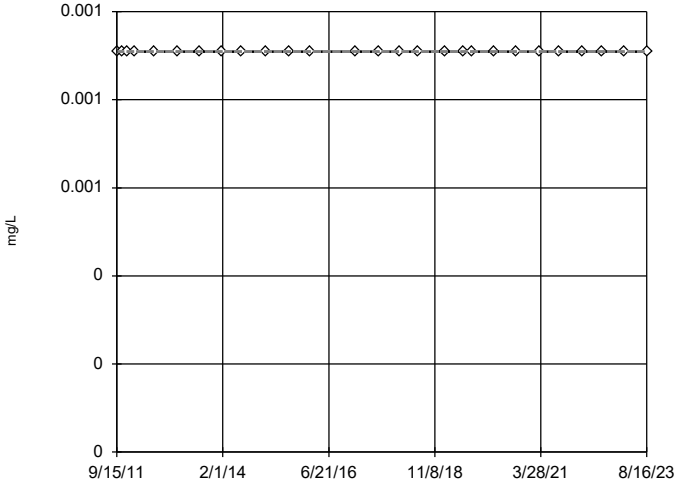

n = 27

No outliers found. Tukey's method selected by user.

Data were square root transformed to achieve best W statistic (graph shown in original units).

The results were invalidated, because the lower and upper quartiles are equal.

Constituent: Nickel Analysis Run 3/26/2024 11:34 AM View: Appendix I & III - Intrawell
Plant Wansley Data: Wansley Landfill

Sanitas™ v.10.0.16 . UG

Tukey's Outlier Screening

GWC-31

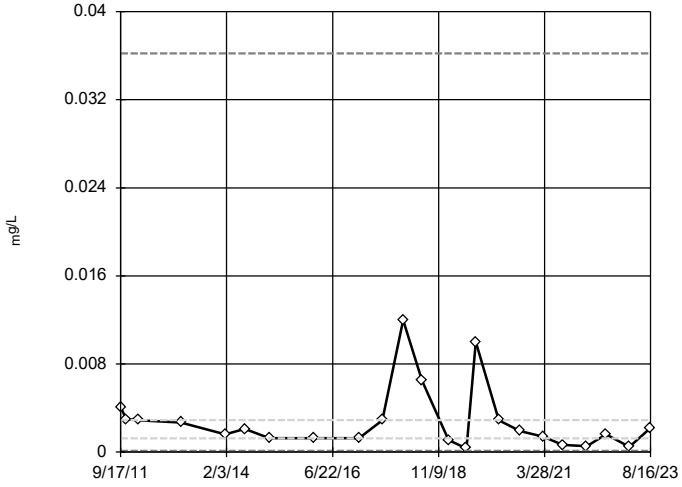

n = 23

No outliers found. Tukey's method selected by user.

Data were natural log transformed to achieve best W statistic (graph shown in original units).

High cutoff = 0.03621, low cutoff = 0.0001001, based on IQR multiplier of 3.

Constituent: Nickel Analysis Run 3/26/2024 11:34 AM View: Appendix I & III - Intrawell
Plant Wansley Data: Wansley Landfill

Sanitas™ v.10.0.16 . UG

Tukey's Outlier Screening

GWC-32

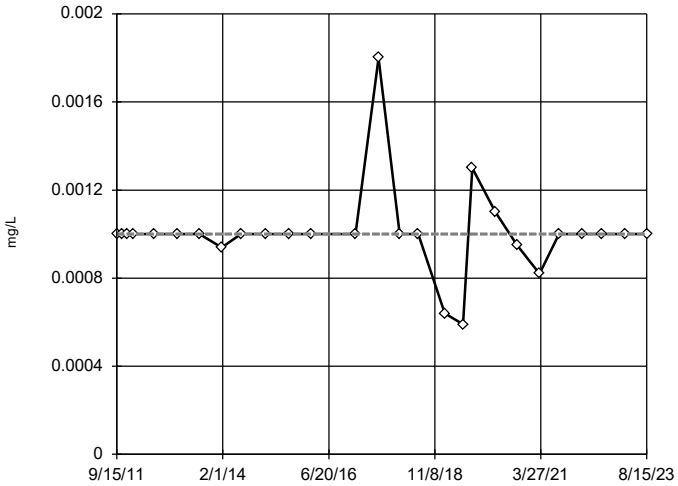

n = 27

No outliers found. Tukey's method selected by user.

Data were natural log transformed to achieve best W statistic (graph shown in original units).

The results were invalidated, because the lower and upper quartiles are equal.

Constituent: Nickel Analysis Run 3/26/2024 11:34 AM View: Appendix I & III - Intrawell
Plant Wansley Data: Wansley Landfill

Sanitas™ v.10.0.16 . UG

Tukey's Outlier Screening

GWC-33

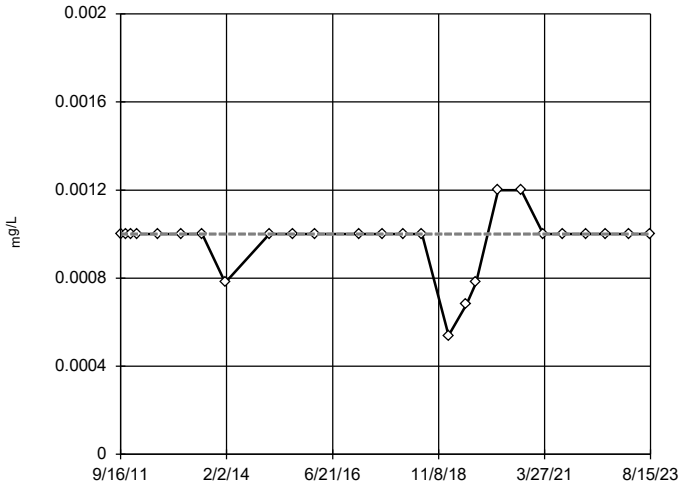

n = 26

No outliers found. Tukey's method selected by user.

Data were cube transformed to achieve best W statistic (graph shown in original units).

The results were invalidated, because the lower and upper quartiles are equal.

Constituent: Nickel Analysis Run 3/26/2024 11:34 AM View: Appendix I & III - Intrawell
Plant Wansley Data: Wansley Landfill

Sanitas™ v.10.0.16 . UG

Tukey's Outlier Screening

GWC-34

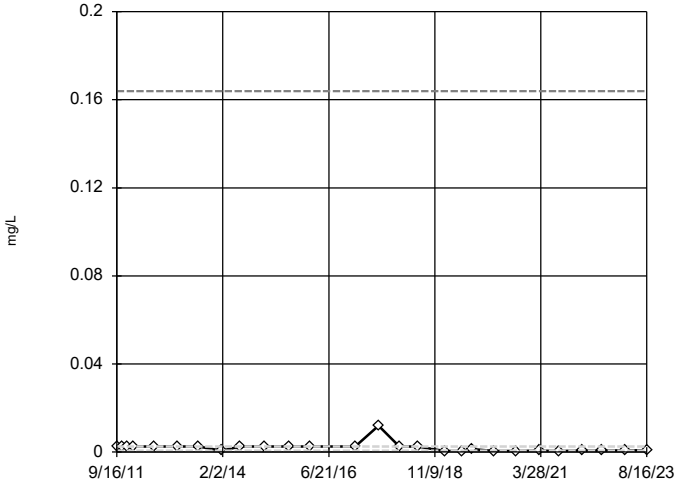

n = 27

No outliers found. Tukey's method selected by user.

Data were natural log transformed to achieve best W statistic (graph shown in original units).

High cutoff = 0.1639, low cutoff = 0.000009457, based on IQR multiplier of 3.

Constituent: Nickel Analysis Run 3/26/2024 11:34 AM View: Appendix I & III - Intrawell
Plant Wansley Data: Wansley Landfill

Sanitas™ v.10.0.16 . UG

Tukey's Outlier Screening

GWC-35

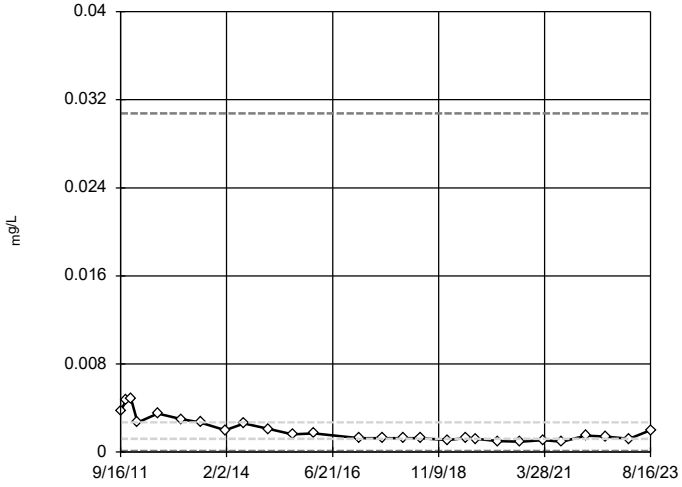

n = 27

No outliers found. Tukey's method selected by user.

Data were natural log transformed to achieve best W statistic (graph shown in original units).

High cutoff = 0.03075, low cutoff = 0.0001053, based on IQR multiplier of 3.

Constituent: Nickel Analysis Run 3/26/2024 11:34 AM View: Appendix I & III - Intrawell
Plant Wansley Data: Wansley Landfill

Sanitas™ v.10.0.16 . UG

Tukey's Outlier Screening

GWC-5

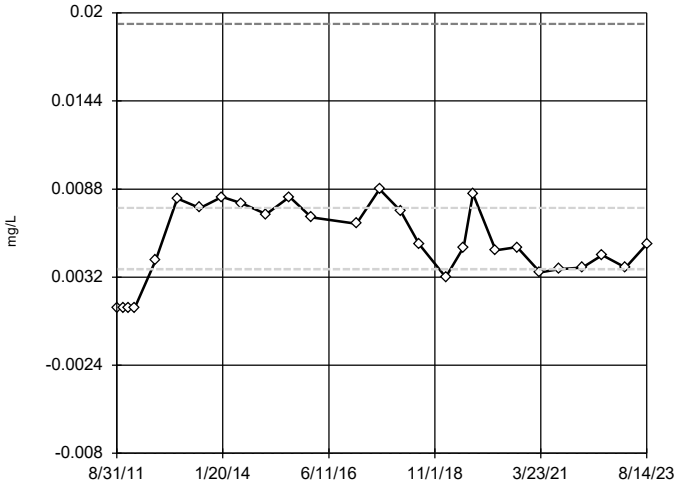

n = 27

No outliers found. Tukey's method selected by user.

Ladder of Powers transformations did not improve normality; analysis run on raw data.

High cutoff = 0.0193, low cutoff = -0.008, based on IQR multiplier of 3.

Constituent: Nickel Analysis Run 3/26/2024 11:34 AM View: Appendix I & III - Intrawell
Plant Wansley Data: Wansley Landfill

Sanitas™ v.10.0.16 . UG

Tukey's Outlier Screening

GWC-6

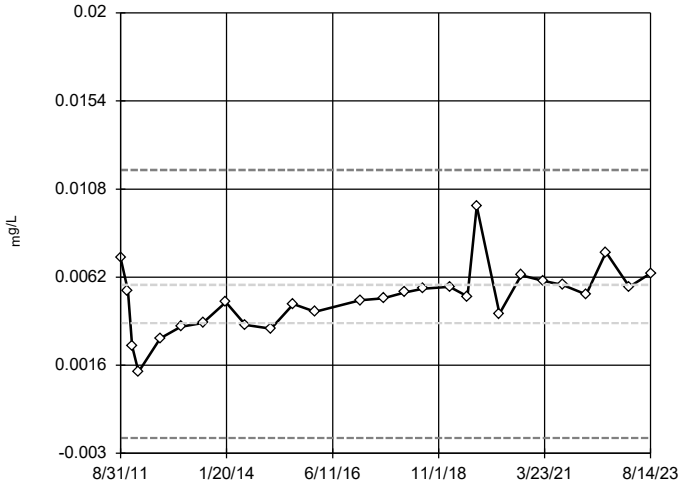

n = 27

No outliers found. Tukey's method selected by user.

Ladder of Powers transformations did not improve normality; analysis run on raw data.

High cutoff = 0.0118, low cutoff = -0.0022, based on IQR multiplier of 3.

Constituent: Nickel Analysis Run 3/26/2024 11:34 AM View: Appendix I & III - Intrawell
Plant Wansley Data: Wansley Landfill

Sanitas™ v.10.0.16 . UG

Tukey's Outlier Screening

GWC-7

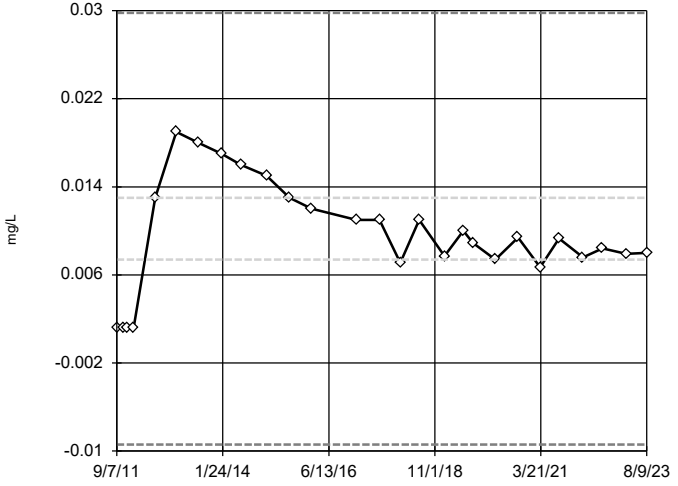

n = 27

No outliers found. Tukey's method selected by user.

Ladder of Powers transformations did not improve normality; analysis run on raw data.

High cutoff = 0.0298, low cutoff = -0.0094, based on IQR multiplier of 3.

Constituent: Nickel Analysis Run 3/26/2024 11:34 AM View: Appendix I & III - Intrawell
Plant Wansley Data: Wansley Landfill

Sanitas™ v.10.0.16 . UG

Tukey's Outlier Screening

GWC-8

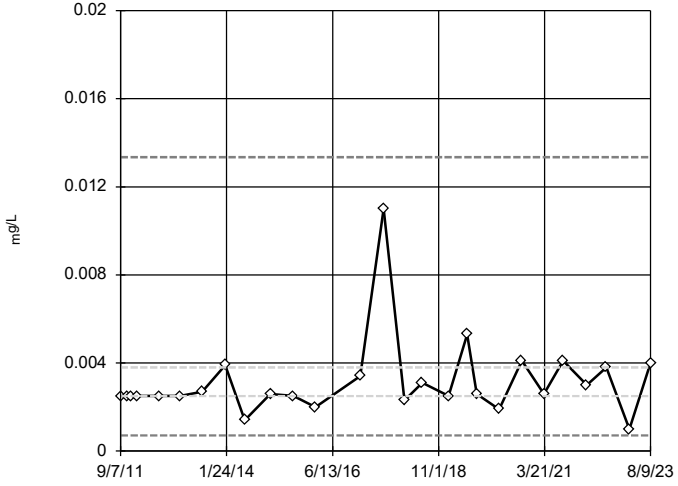

n = 27

No outliers found. Tukey's method selected by user.

Data were natural log transformed to achieve best W statistic (graph shown in original units).

High cutoff = 0.01334, low cutoff = 0.0007119, based on IQR multiplier of 3.

Constituent: Nickel Analysis Run 3/26/2024 11:34 AM View: Appendix I & III - Intrawell
Plant Wansley Data: Wansley Landfill

Sanitas™ v.10.0.16 . UG

Tukey's Outlier Screening

GWC-9

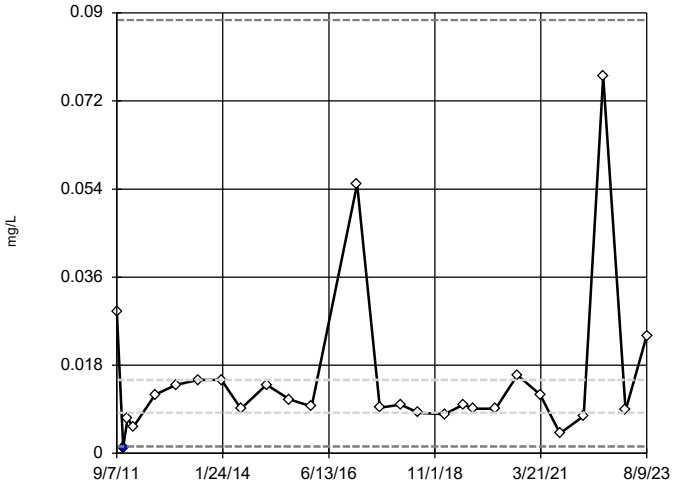

n = 27

Outlier is drawn as solid. Tukey's method selected by user.

Data were natural log transformed to achieve best W statistic (graph shown in original units).

High cutoff = 0.08854, low cutoff = 0.001406, based on IQR multiplier of 3.

Constituent: Nickel Analysis Run 3/26/2024 11:34 AM View: Appendix I & III - Intrawell
Plant Wansley Data: Wansley Landfill

Sanitas™ v.10.0.16 . UG

Tukey's Outlier Screening

GWA-1 (bg)

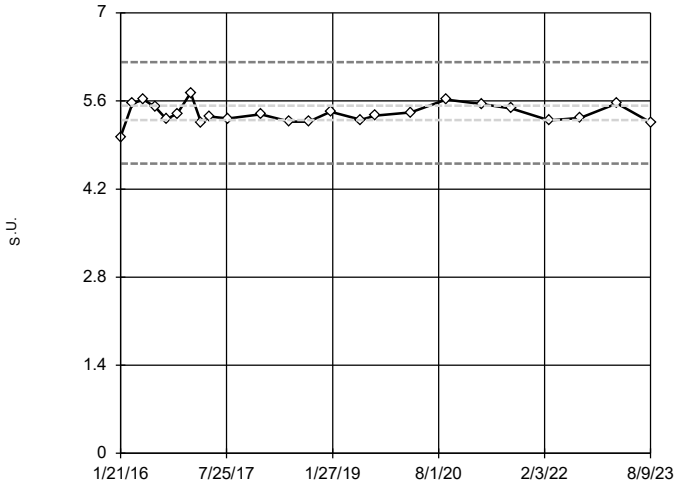

n = 24

No outliers found. Tukey's method selected by user.

Ladder of Powers transformations did not improve normality; analysis run on raw data.

High cutoff = 6.216, low cutoff = 4.604, based on IQR multiplier of 3.

Constituent: pH, Field Analysis Run 3/26/2024 11:34 AM View: Appendix I & III - Intrawell
Plant Wansley Data: Wansley Landfill

Sanitas™ v.10.0.16 . UG

Tukey's Outlier Screening

GWA-2 (bg)

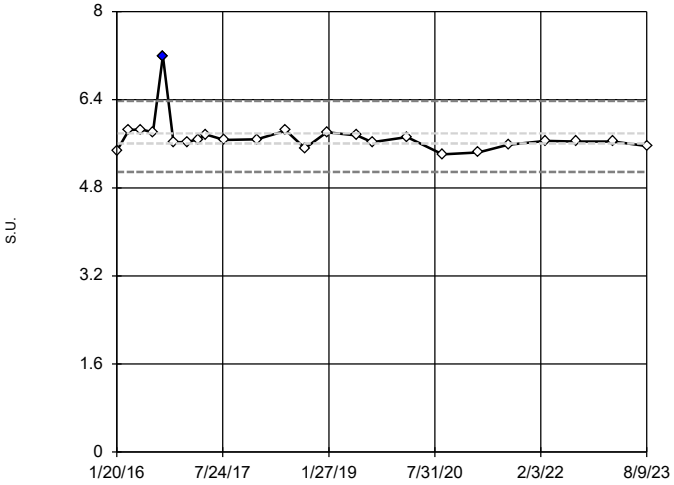

n = 24

Outlier is drawn as solid. Tukey's method selected by user.

Data were natural log transformed to achieve best W statistic (graph shown in original units).

High cutoff = 6.379, low cutoff = 5.087, based on IQR multiplier of 3.

Constituent: pH, Field Analysis Run 3/26/2024 11:34 AM View: Appendix I & III - Intrawell
Plant Wansley Data: Wansley Landfill

Sanitas™ v.10.0.16 . UG

Tukey's Outlier Screening

GWA-28 (bg)

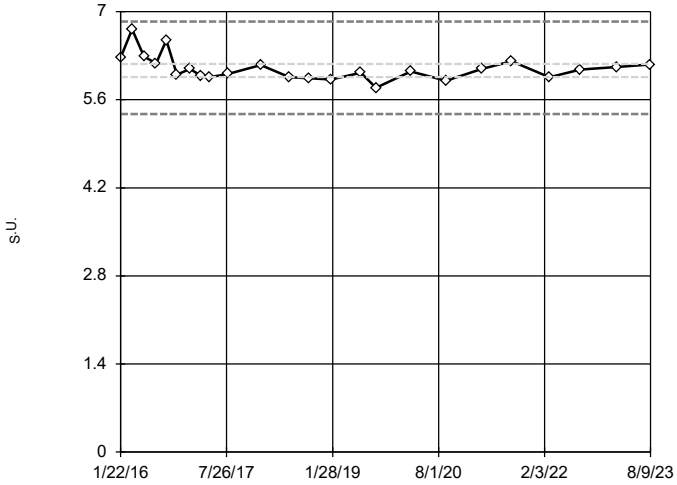

n = 24

No outliers found. Tukey's method selected by user.

Data were natural log transformed to achieve best W statistic (graph shown in original units).

High cutoff = 6.841, low cutoff = 5.374, based on IQR multiplier of 3.

Constituent: pH, Field Analysis Run 3/26/2024 11:34 AM View: Appendix I & III - Intrawell
Plant Wansley Data: Wansley Landfill

Sanitas™ v.10.0.16 . UG

Tukey's Outlier Screening

GWA-29 (bg)

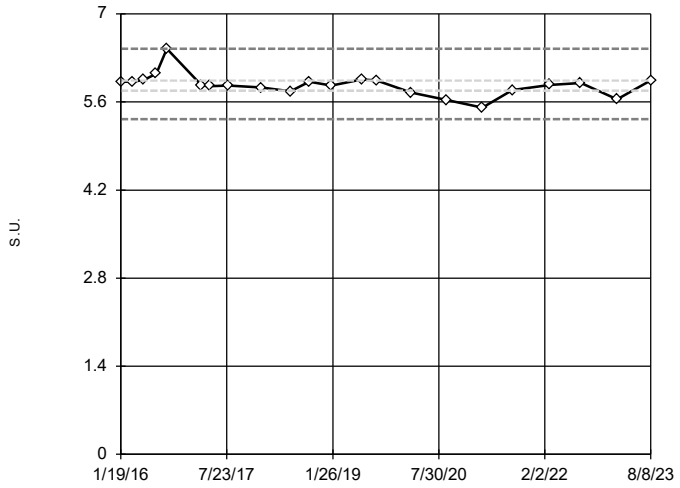

n = 22

No outliers found. Tukey's method selected by user.

Data were natural log transformed to achieve best W statistic (graph shown in original units).

High cutoff = 6.447, low cutoff = 5.325, based on IQR multiplier of 3.

Constituent: pH, Field Analysis Run 3/26/2024 11:34 AM View: Appendix I & III - Intrawell
Plant Wansley Data: Wansley Landfill

Sanitas™ v.10.0.16 . UG

Tukey's Outlier Screening

GWA-3 (bg)

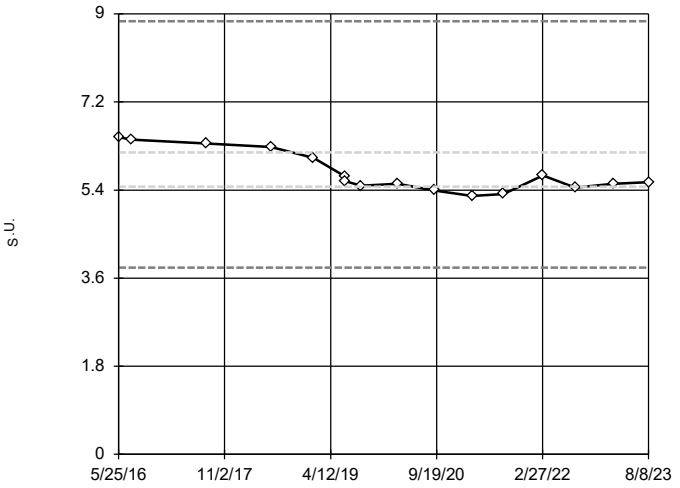

n = 16

No outliers found. Tukey's method selected by user.

Data were natural log transformed to achieve best W statistic (graph shown in original units).

High cutoff = 8.849, low cutoff = 3.813, based on IQR multiplier of 3.

Constituent: pH, Field Analysis Run 3/26/2024 11:34 AM View: Appendix I & III - Intrawell
Plant Wansley Data: Wansley Landfill

Sanitas™ v.10.0.16 . UG

Tukey's Outlier Screening

GWA-4 (bg)

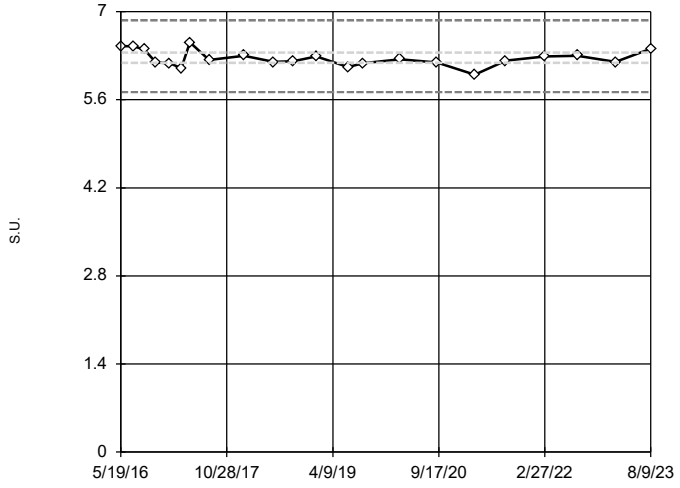

n = 22

No outliers found. Tukey's method selected by user.

Data were natural log transformed to achieve best W statistic (graph shown in original units).

High cutoff = 6.863, low cutoff = 5.721, based on IQR multiplier of 3.

Constituent: pH, Field Analysis Run 3/26/2024 11:34 AM View: Appendix I & III - Intrawell
Plant Wansley Data: Wansley Landfill

Sanitas™ v.10.0.16 . UG

Tukey's Outlier Screening

GWC-10

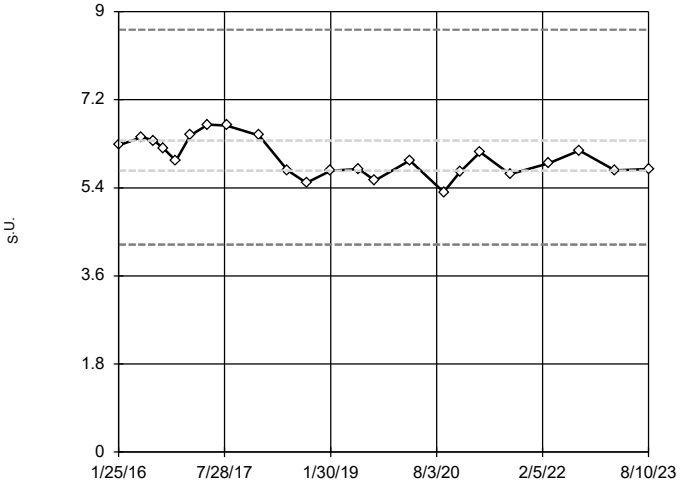

n = 23

No outliers found. Tukey's method selected by user.

Data were natural log transformed to achieve best W statistic (graph shown in original units).

High cutoff = 8.631, low cutoff = 4.24, based on IQR multiplier of 3.

Constituent: pH, Field Analysis Run 3/26/2024 11:34 AM View: Appendix I & III - Intrawell
Plant Wansley Data: Wansley Landfill

Tukey's Outlier Screening

GWC-11

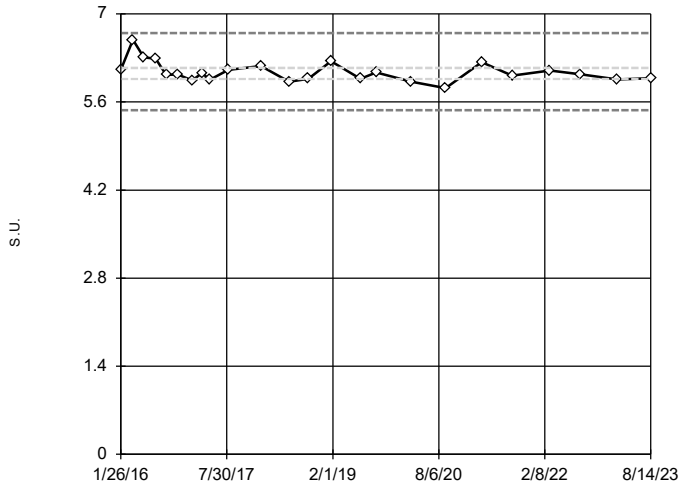

n = 24

No outliers found. Tukey's method selected by user.

Data were natural log transformed to achieve best W statistic (graph shown in original units).

High cutoff = 6.696, low cutoff = 5.47, based on IQR multiplier of 3.

Constituent: pH, Field Analysis Run 3/26/2024 11:35 AM View: Appendix I & III - Intrawell
Plant Wansley Data: Wansley Landfill

Sanitas™ v.10.0.16 . UG

Tukey's Outlier Screening

GWC-12

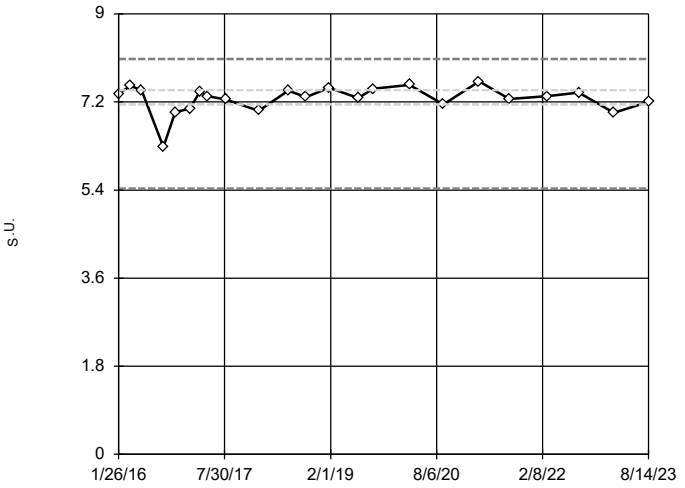

n = 23

No outliers found. Tukey's method selected by user.

Data were x^6 transformed to achieve best W statistic (graph shown in original units).

High cutoff = 8.077, low cutoff = 5.43, based on IQR multiplier of 3.

Constituent: pH, Field Analysis Run 3/26/2024 11:35 AM View: Appendix I & III - Intrawell
Plant Wansley Data: Wansley Landfill

Sanitas™ v.10.0.16 . UG

Tukey's Outlier Screening

GWC-13

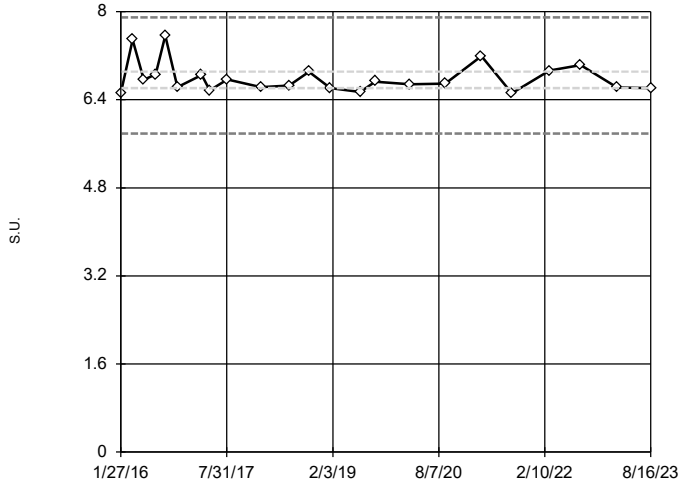

n = 23

No outliers found. Tukey's method selected by user.

Data were natural log transformed to achieve best W statistic (graph shown in original units).

High cutoff = 7.894, low cutoff = 5.786, based on IQR multiplier of 3.

Constituent: pH, Field Analysis Run 3/26/2024 11:35 AM View: Appendix I & III - Intrawell
Plant Wansley Data: Wansley Landfill

Sanitas™ v.10.0.16 . UG

Tukey's Outlier Screening

GWC-14

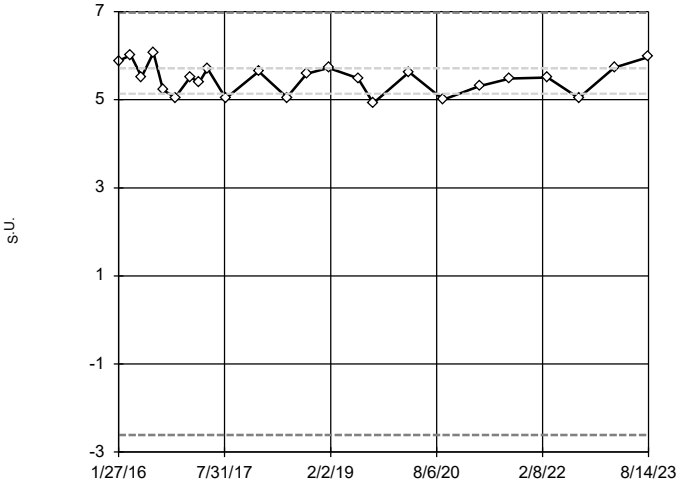

n = 24

No outliers found. Tukey's method selected by user.

Data were cube transformed to achieve best W statistic (graph shown in original units).

High cutoff = 6.979, low cutoff = -2.61, based on IQR multiplier of 3.

Constituent: pH, Field Analysis Run 3/26/2024 11:35 AM View: Appendix I & III - Intrawell
Plant Wansley Data: Wansley Landfill

Tukey's Outlier Screening

GWC-15

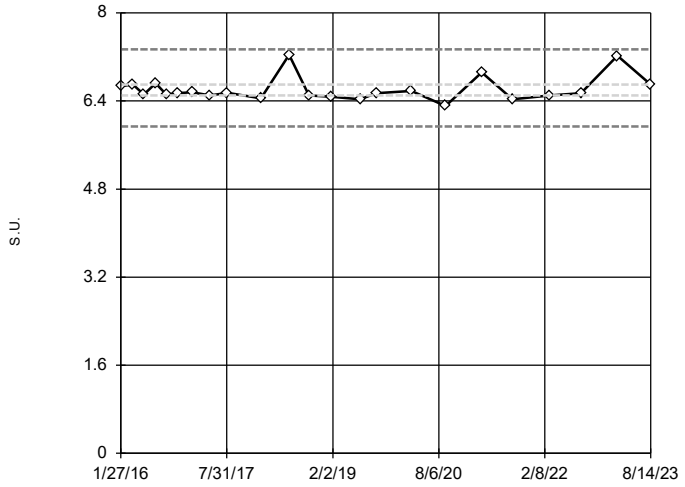

n = 23

No outliers found. Tukey's method selected by user.

Data were natural log transformed to achieve best W statistic (graph shown in original units).

High cutoff = 7.338, low cutoff = 5.935, based on IQR multiplier of 3.

Constituent: pH, Field Analysis Run 3/26/2024 11:35 AM View: Appendix I & III - Intrawell
Plant Wansley Data: Wansley Landfill

Sanitas™ v.10.0.16 . UG

Tukey's Outlier Screening

GWC-16

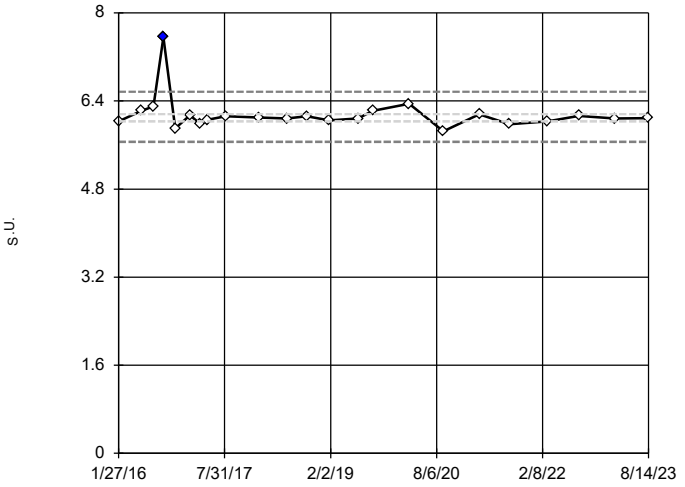

n = 23

Outlier is drawn as solid. Tukey's method selected by user.

Data were natural log transformed to achieve best W statistic (graph shown in original units).

High cutoff = 6.567, low cutoff = 5.656, based on IQR multiplier of 3.

Constituent: pH, Field Analysis Run 3/26/2024 11:35 AM View: Appendix I & III - Intrawell
Plant Wansley Data: Wansley Landfill

Sanitas™ v.10.0.16 . UG

Tukey's Outlier Screening

GWC-17

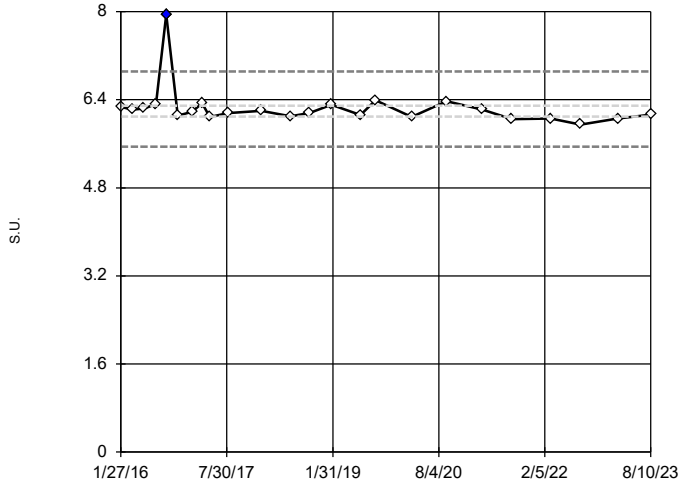

n = 24

Outlier is drawn as solid. Tukey's method selected by user.

Data were natural log transformed to achieve best W statistic (graph shown in original units).

High cutoff = 6.913, low cutoff = 5.546, based on IQR multiplier of 3.

Constituent: pH, Field Analysis Run 3/26/2024 11:35 AM View: Appendix I & III - Intrawell
Plant Wansley Data: Wansley Landfill

Sanitas™ v.10.0.16 . UG

Tukey's Outlier Screening

GWC-18

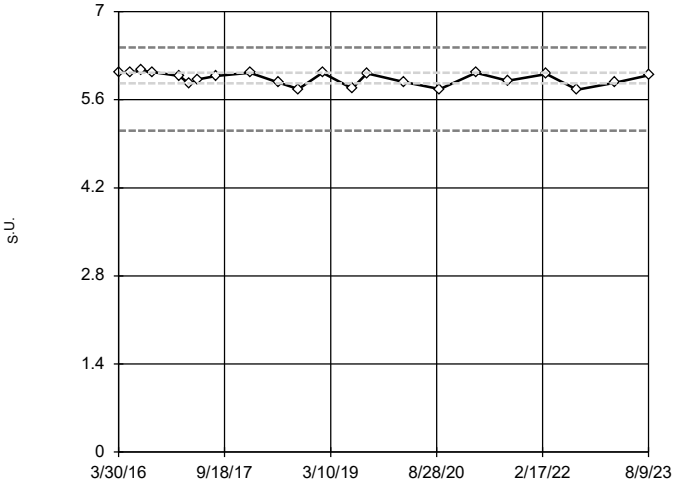

n = 22

No outliers found. Tukey's method selected by user.

Data were x^6 transformed to achieve best W statistic (graph shown in original units).

High cutoff = 6.432, low cutoff = 5.108, based on IQR multiplier of 3.

Constituent: pH, Field Analysis Run 3/26/2024 11:35 AM View: Appendix I & III - Intrawell
Plant Wansley Data: Wansley Landfill

Tukey's Outlier Screening

GWC-19

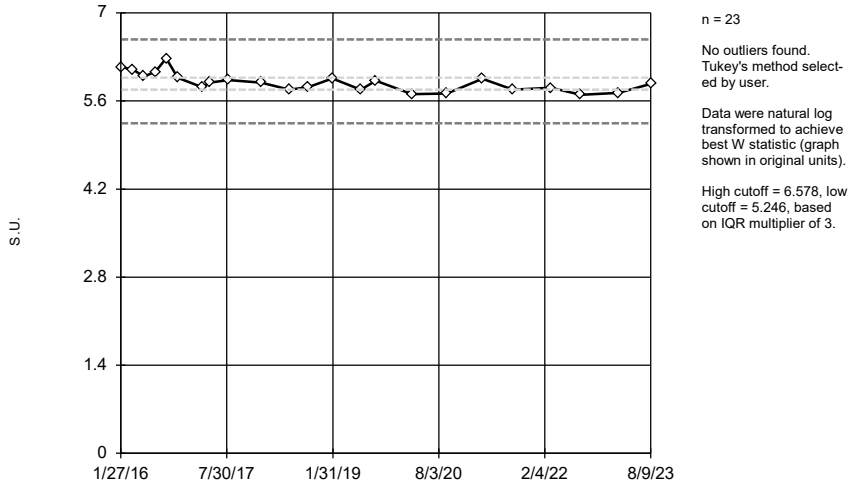

n = 23

No outliers found. Tukey's method selected by user.

Data were natural log transformed to achieve best W statistic (graph shown in original units).

High cutoff = 6.578, low cutoff = 5.246, based on IQR multiplier of 3.

Constituent: pH, Field Analysis Run 3/26/2024 11:35 AM View: Appendix I & III - Intrawell
Plant Wansley Data: Wansley Landfill

Sanitas™ v.10.0.16 . UG

Tukey's Outlier Screening

GWC-20

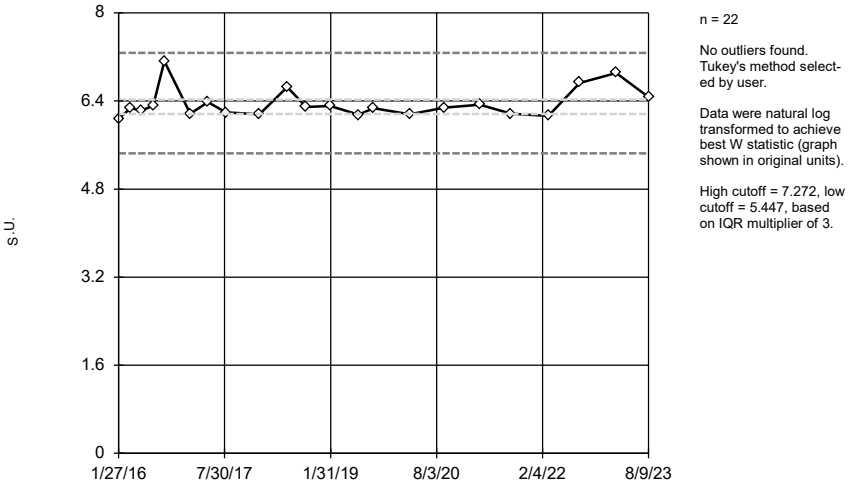

n = 22

No outliers found. Tukey's method selected by user.

Data were natural log transformed to achieve best W statistic (graph shown in original units).

High cutoff = 7.272, low cutoff = 5.447, based on IQR multiplier of 3.

Constituent: pH, Field Analysis Run 3/26/2024 11:35 AM View: Appendix I & III - Intrawell
Plant Wansley Data: Wansley Landfill

Sanitas™ v.10.0.16 . UG

Tukey's Outlier Screening

GWC-21

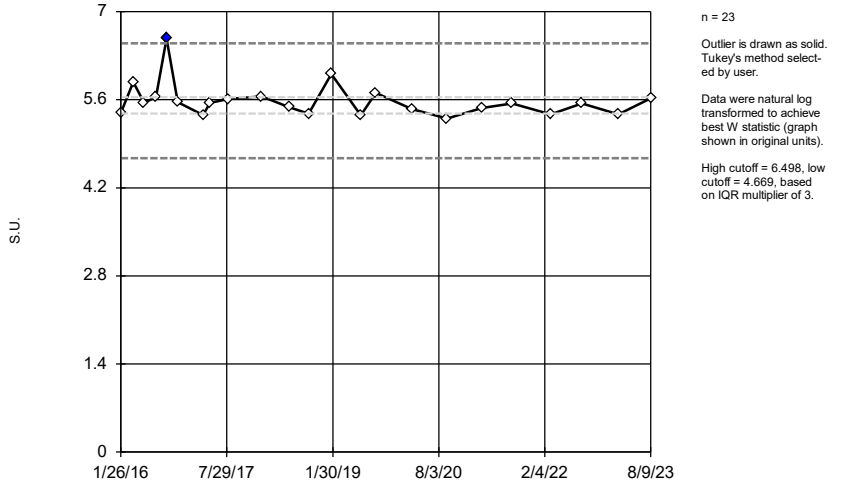

n = 23

Outlier is drawn as solid. Tukey's method selected by user.

Data were natural log transformed to achieve best W statistic (graph shown in original units).

High cutoff = 6.498, low cutoff = 4.669, based on IQR multiplier of 3.

Constituent: pH, Field Analysis Run 3/26/2024 11:35 AM View: Appendix I & III - Intrawell
Plant Wansley Data: Wansley Landfill

Sanitas™ v.10.0.16 . UG

Tukey's Outlier Screening

GWC-22

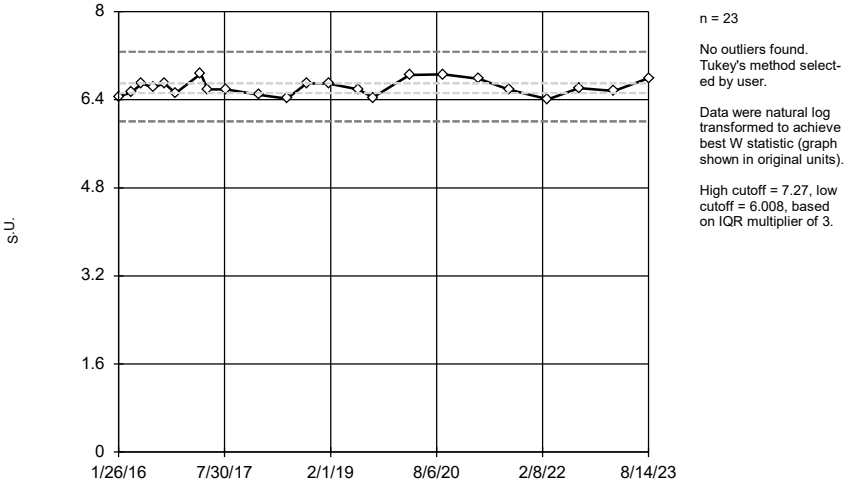

n = 23

No outliers found. Tukey's method selected by user.

Data were natural log transformed to achieve best W statistic (graph shown in original units).

High cutoff = 7.27, low cutoff = 6.008, based on IQR multiplier of 3.

Constituent: pH, Field Analysis Run 3/26/2024 11:35 AM View: Appendix I & III - Intrawell
Plant Wansley Data: Wansley Landfill

Sanitas™ v.10.0.16 . UG

Tukey's Outlier Screening

GWC-23

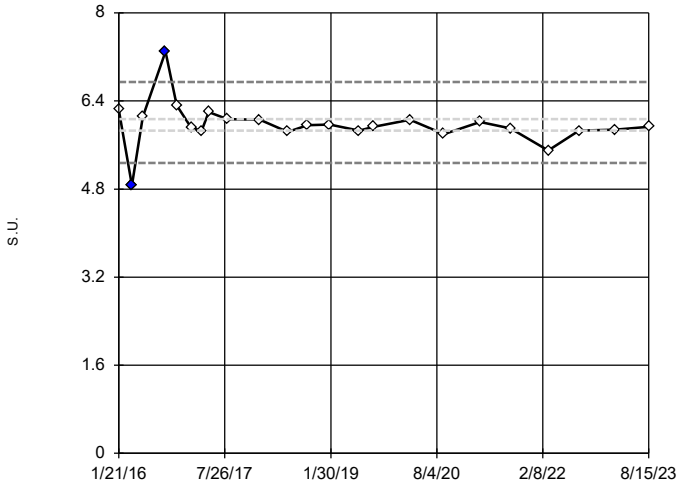

n = 23

Outliers are drawn as solid.
Tukey's method selected by user.

Data were natural log transformed to achieve best W statistic (graph shown in original units).

High cutoff = 6.746, low cutoff = 5.273, based on IQR multiplier of 3.

Constituent: pH, Field Analysis Run 3/26/2024 11:35 AM View: Appendix I & III - Intrawell
Plant Wansley Data: Wansley Landfill

Sanitas™ v.10.0.16 . UG

Tukey's Outlier Screening

GWC-24

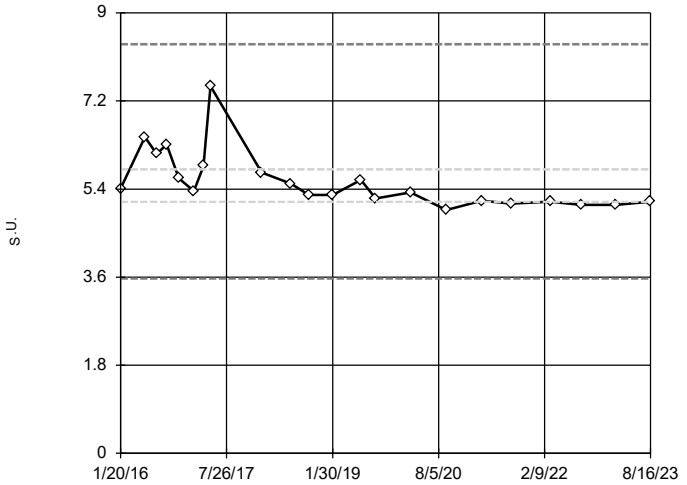

n = 22

No outliers found.
Tukey's method selected by user.

Data were natural log transformed to achieve best W statistic (graph shown in original units).

High cutoff = 8.36, low cutoff = 3.569, based on IQR multiplier of 3.

Constituent: pH, Field Analysis Run 3/26/2024 11:35 AM View: Appendix I & III - Intrawell
Plant Wansley Data: Wansley Landfill

Sanitas™ v.10.0.16 . UG

Tukey's Outlier Screening

GWC-25

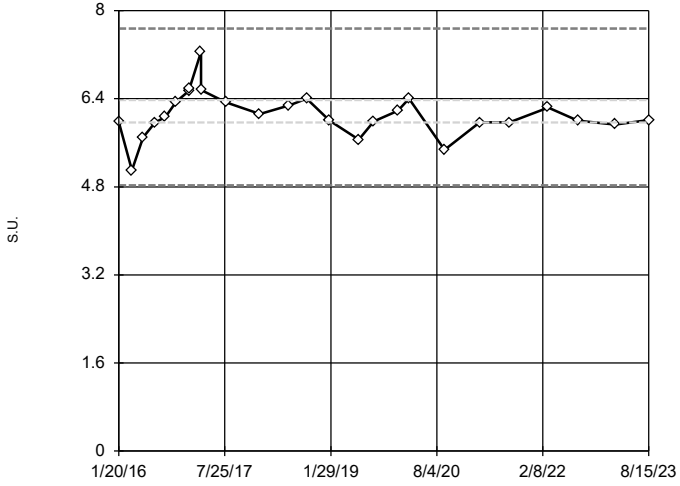

n = 26

No outliers found.
Tukey's method selected by user.

Data were square root transformed to achieve best W statistic (graph shown in original units).

High cutoff = 7.676, low cutoff = 4.828, based on IQR multiplier of 3.

Constituent: pH, Field Analysis Run 3/26/2024 11:35 AM View: Appendix I & III - Intrawell
Plant Wansley Data: Wansley Landfill

Sanitas™ v.10.0.16 . UG

Tukey's Outlier Screening

GWC-26

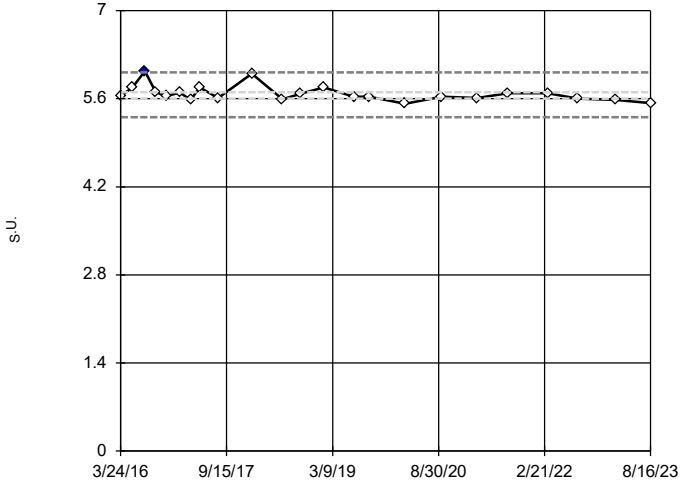

n = 23

Outlier is drawn as solid.
Tukey's method selected by user.

Data were natural log transformed to achieve best W statistic (graph shown in original units).

High cutoff = 6.019, low cutoff = 5.305, based on IQR multiplier of 3.

Constituent: pH, Field Analysis Run 3/26/2024 11:35 AM View: Appendix I & III - Intrawell
Plant Wansley Data: Wansley Landfill

Sanitas™ v.10.0.16 . UG

Tukey's Outlier Screening

GWC-27

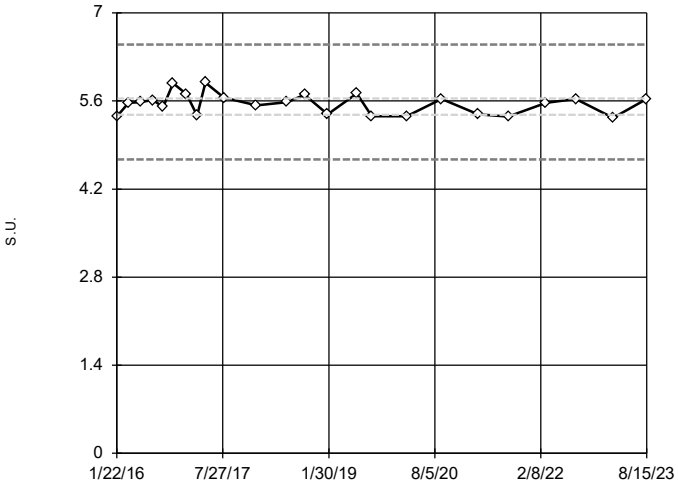

n = 24

No outliers found. Tukey's method selected by user.

Data were natural log transformed to achieve best W statistic (graph shown in original units).

High cutoff = 6.498, low cutoff = 4.67, based on IQR multiplier of 3.

Constituent: pH, Field Analysis Run 3/26/2024 11:35 AM View: Appendix I & III - Intrawell
Plant Wansley Data: Wansley Landfill

Sanitas™ v.10.0.16 . UG

Tukey's Outlier Screening

GWC-30

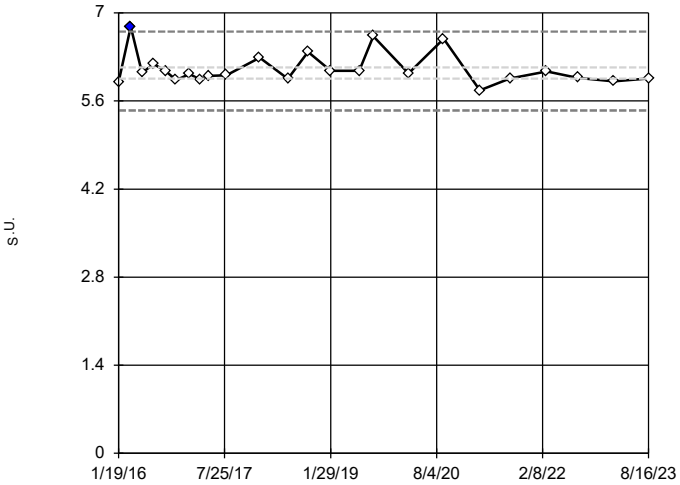

n = 24

Outlier is drawn as solid. Tukey's method selected by user.

Data were natural log transformed to achieve best W statistic (graph shown in original units).

High cutoff = 6.703, low cutoff = 5.449, based on IQR multiplier of 3.

Constituent: pH, Field Analysis Run 3/26/2024 11:35 AM View: Appendix I & III - Intrawell
Plant Wansley Data: Wansley Landfill

Sanitas™ v.10.0.16 . UG

Tukey's Outlier Screening

GWC-31

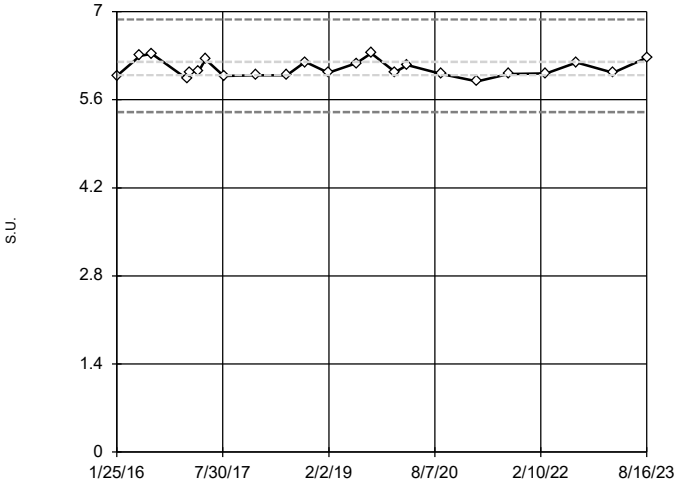

n = 23

No outliers found. Tukey's method selected by user.

Data were natural log transformed to achieve best W statistic (graph shown in original units).

High cutoff = 6.875, low cutoff = 5.402, based on IQR multiplier of 3.

Constituent: pH, Field Analysis Run 3/26/2024 11:35 AM View: Appendix I & III - Intrawell
Plant Wansley Data: Wansley Landfill

Sanitas™ v.10.0.16 . UG

Tukey's Outlier Screening

GWC-32

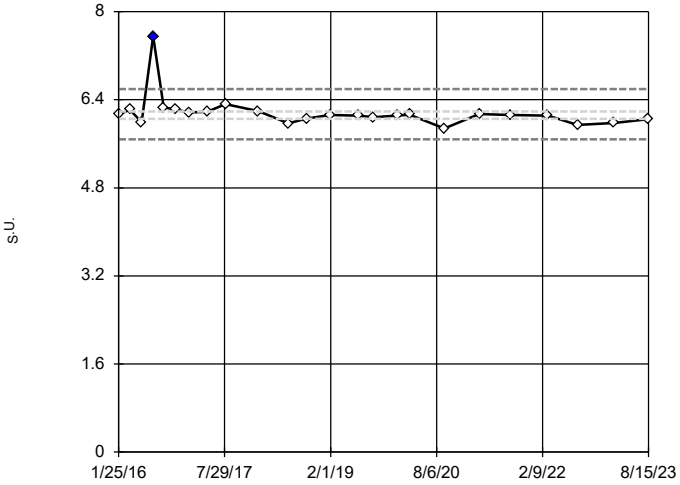

n = 24

Outlier is drawn as solid. Tukey's method selected by user.

Data were natural log transformed to achieve best W statistic (graph shown in original units).

High cutoff = 6.592, low cutoff = 5.681, based on IQR multiplier of 3.

Constituent: pH, Field Analysis Run 3/26/2024 11:35 AM View: Appendix I & III - Intrawell
Plant Wansley Data: Wansley Landfill

Tukey's Outlier Screening

GWC-33

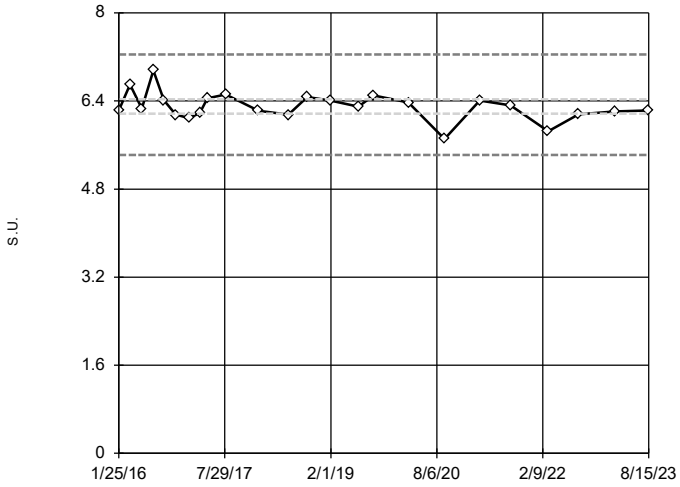

n = 24

No outliers found.
Tukey's method selected by user.

Data were square root transformed to achieve best W statistic (graph shown in original units).

High cutoff = 7.246, low cutoff = 5.42, based on IQR multiplier of 3.

Constituent: pH, Field Analysis Run 3/26/2024 11:35 AM View: Appendix I & III - Intrawell
Plant Wansley Data: Wansley Landfill

Sanitas™ v.10.0.16 . UG

Tukey's Outlier Screening

GWC-34

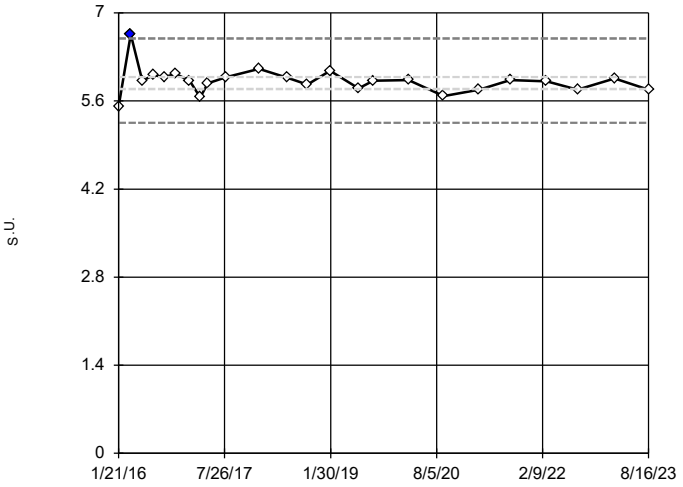

n = 24

Outlier is drawn as solid.
Tukey's method selected by user.

Data were natural log transformed to achieve best W statistic (graph shown in original units).

High cutoff = 6.593, low cutoff = 5.252, based on IQR multiplier of 3.

Constituent: pH, Field Analysis Run 3/26/2024 11:35 AM View: Appendix I & III - Intrawell
Plant Wansley Data: Wansley Landfill

Sanitas™ v.10.0.16 . UG

Tukey's Outlier Screening

GWC-35

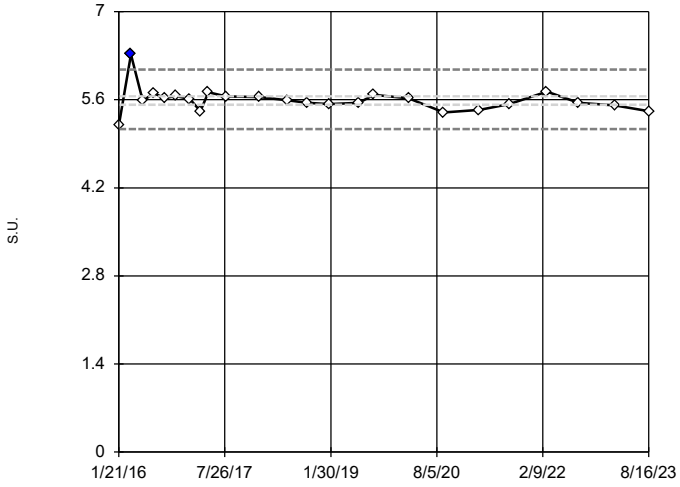

n = 24

Outlier is drawn as solid.
Tukey's method selected by user.

Data were natural log transformed to achieve best W statistic (graph shown in original units).

High cutoff = 6.08, low cutoff = 5.134, based on IQR multiplier of 3.

Constituent: pH, Field Analysis Run 3/26/2024 11:35 AM View: Appendix I & III - Intrawell
Plant Wansley Data: Wansley Landfill

Sanitas™ v.10.0.16 . UG

Tukey's Outlier Screening

GWC-5

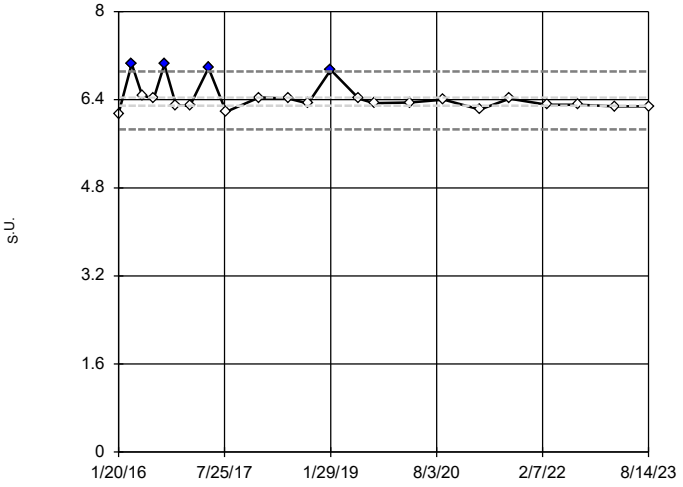

n = 23

Outliers are drawn as solid.
Tukey's method selected by user.

Data were natural log transformed to achieve best W statistic (graph shown in original units).

High cutoff = 6.912, low cutoff = 5.861, based on IQR multiplier of 3.

Constituent: pH, Field Analysis Run 3/26/2024 11:35 AM View: Appendix I & III - Intrawell
Plant Wansley Data: Wansley Landfill

Tukey's Outlier Screening

GWC-6

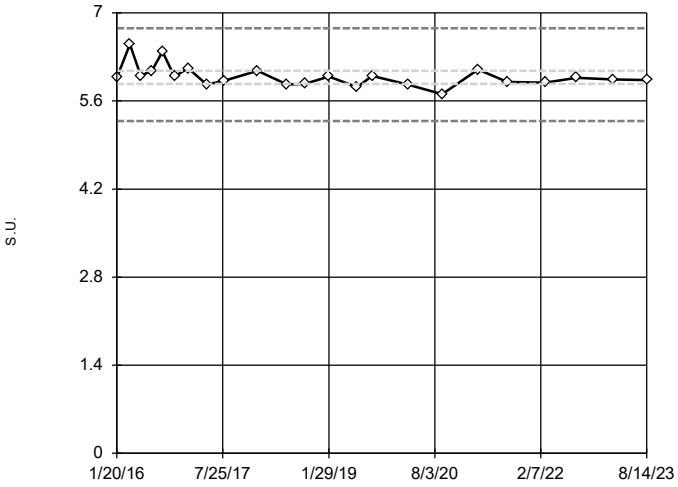

n = 23

No outliers found. Tukey's method selected by user.

Data were natural log transformed to achieve best W statistic (graph shown in original units).

High cutoff = 6.756, low cutoff = 5.283, based on IQR multiplier of 3.

Constituent: pH, Field Analysis Run 3/26/2024 11:35 AM View: Appendix I & III - Intrawell
Plant Wansley Data: Wansley Landfill

Sanitas™ v.10.0.16 . UG

Tukey's Outlier Screening

GWC-7

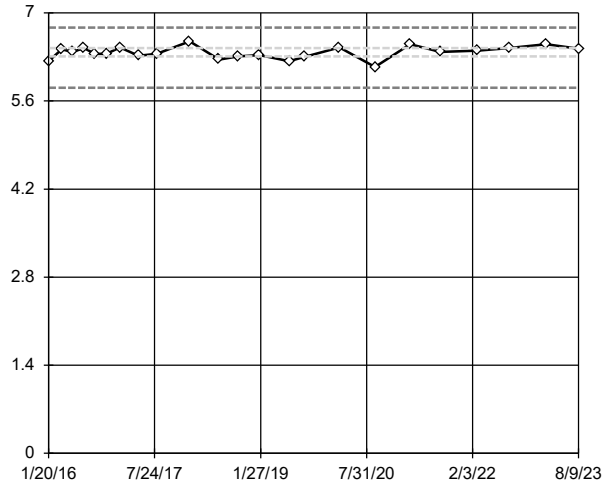

n = 23

No outliers found. Tukey's method selected by user.

Data were x^6 transformed to achieve best W statistic (graph shown in original units).

High cutoff = 6.767, low cutoff = 5.81, based on IQR multiplier of 3.

Constituent: pH, Field Analysis Run 3/26/2024 11:35 AM View: Appendix I & III - Intrawell
Plant Wansley Data: Wansley Landfill

Sanitas™ v.10.0.16 . UG

Tukey's Outlier Screening

GWC-8

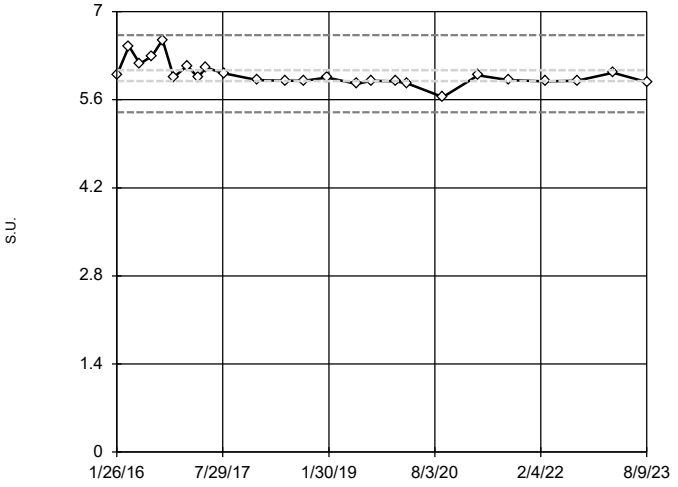

n = 25

No outliers found. Tukey's method selected by user.

Data were natural log transformed to achieve best W statistic (graph shown in original units).

High cutoff = 6.626, low cutoff = 5.4, based on IQR multiplier of 3.

Constituent: pH, Field Analysis Run 3/26/2024 11:35 AM View: Appendix I & III - Intrawell
Plant Wansley Data: Wansley Landfill

Sanitas™ v.10.0.16 . UG

Tukey's Outlier Screening

GWC-9

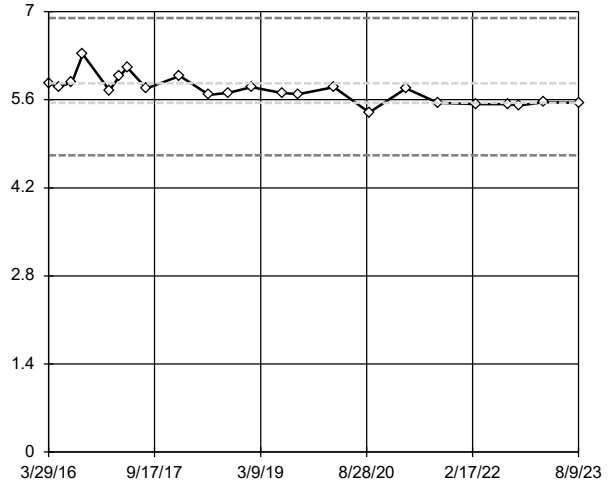

n = 23

No outliers found. Tukey's method selected by user.

Data were natural log transformed to achieve best W statistic (graph shown in original units).

High cutoff = 6.898, low cutoff = 4.715, based on IQR multiplier of 3.

Constituent: pH, Field Analysis Run 3/26/2024 11:35 AM View: Appendix I & III - Intrawell
Plant Wansley Data: Wansley Landfill

Sanitas™ v.10.0.16 . UG

Tukey's Outlier Screening

GWA-1 (bg)

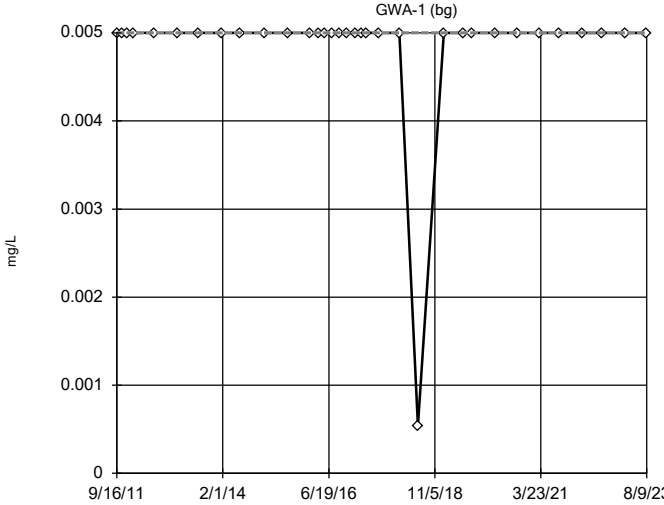

n = 34

No outliers found. Tukey's method selected by user.

Data were square transformed to achieve best W statistic (graph shown in original units).

The results were invalidated, because the lower and upper quartiles are equal.

Constituent: Selenium Analysis Run 3/26/2024 11:35 AM View: Appendix I & III - Intrawell
Plant Wansley Data: Wansley Landfill

Sanitas™ v.10.0.16 . UG

Tukey's Outlier Screening

GWA-2 (bg)

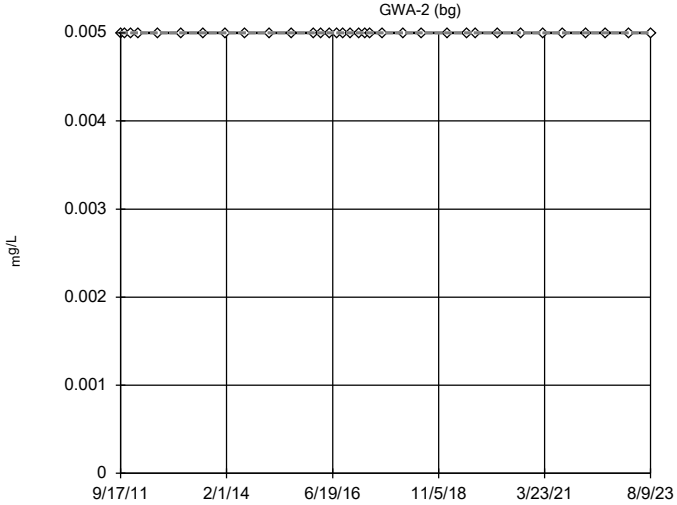

n = 34

No outliers found. Tukey's method selected by user.

Data were square root transformed to achieve best W statistic (graph shown in original units).

The results were invalidated, because the lower and upper quartiles are equal.

Constituent: Selenium Analysis Run 3/26/2024 11:35 AM View: Appendix I & III - Intrawell
Plant Wansley Data: Wansley Landfill

Sanitas™ v.10.0.16 . UG

Tukey's Outlier Screening

GWA-28 (bg)

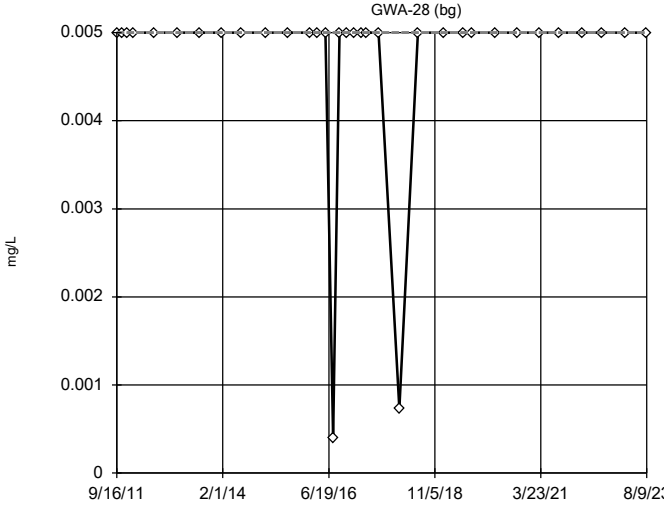

n = 34

No outliers found. Tukey's method selected by user.

Data were natural log transformed to achieve best W statistic (graph shown in original units).

The results were invalidated, because the lower and upper quartiles are equal.

Constituent: Selenium Analysis Run 3/26/2024 11:35 AM View: Appendix I & III - Intrawell
Plant Wansley Data: Wansley Landfill

Sanitas™ v.10.0.16 . UG

Tukey's Outlier Screening

GWA-29 (bg)

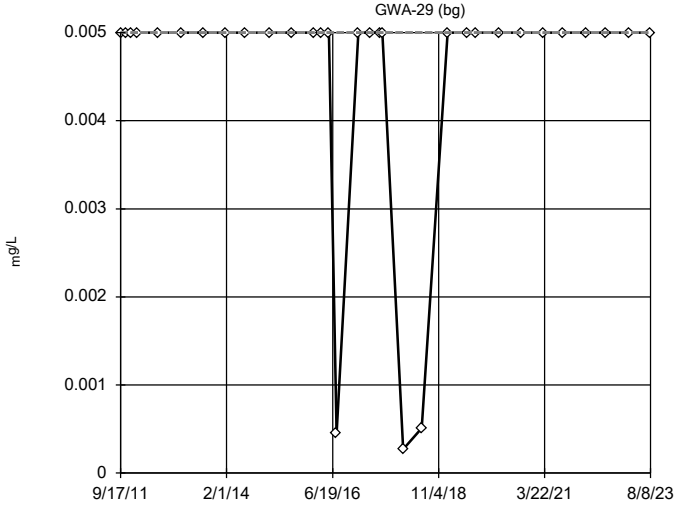

n = 32

No outliers found. Tukey's method selected by user.

Data were natural log transformed to achieve best W statistic (graph shown in original units).

The results were invalidated, because the lower and upper quartiles are equal.

Constituent: Selenium Analysis Run 3/26/2024 11:35 AM View: Appendix I & III - Intrawell
Plant Wansley Data: Wansley Landfill

Sanitas™ v.10.0.16 . UG

Tukey's Outlier Screening

GWA-3 (bg)

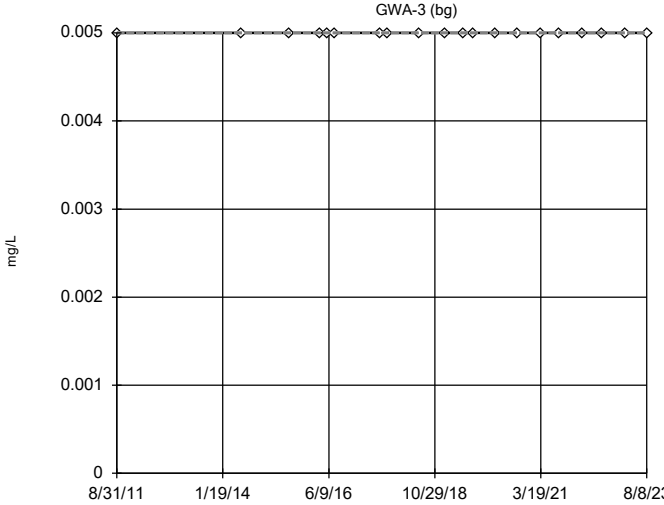

n = 20

No outliers found. Tukey's method selected by user.

Data were cube root transformed to achieve best W statistic (graph shown in original units).

The results were invalidated, because the lower and upper quartiles are equal.

Constituent: Selenium Analysis Run 3/26/2024 11:35 AM View: Appendix I & III - Intrawell
Plant Wansley Data: Wansley Landfill

Sanitas™ v.10.0.16 . UG

Tukey's Outlier Screening

GWA-4 (bg)

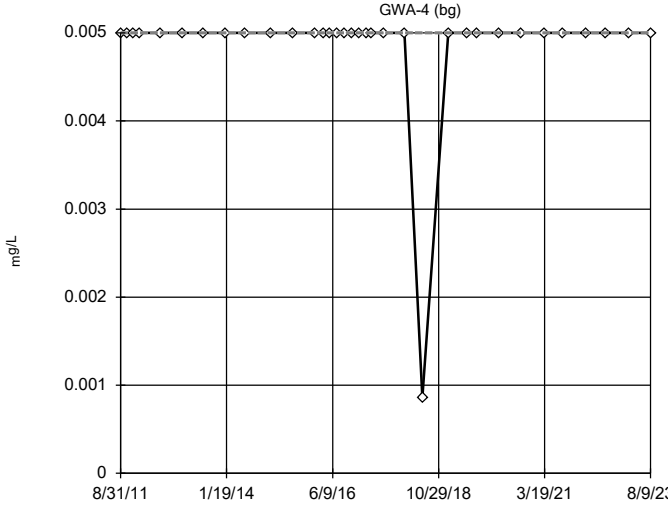

n = 34

No outliers found. Tukey's method selected by user.

Data were x^6 transformed to achieve best W statistic (graph shown in original units).

The results were invalidated, because the lower and upper quartiles are equal.

Constituent: Selenium Analysis Run 3/26/2024 11:35 AM View: Appendix I & III - Intrawell
Plant Wansley Data: Wansley Landfill

Sanitas™ v.10.0.16 . UG

Tukey's Outlier Screening

GWC-10

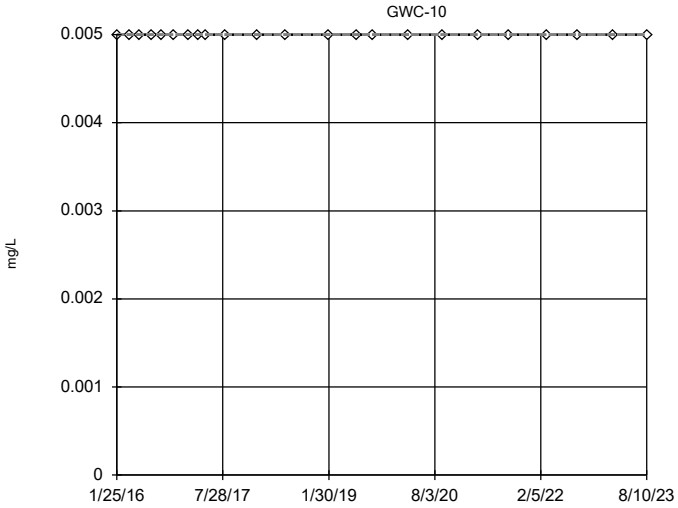

n = 23

No outliers found. Tukey's method selected by user.

Data were square root transformed to achieve best W statistic (graph shown in original units).

The results were invalidated, because the lower and upper quartiles are equal.

Constituent: Selenium Analysis Run 3/26/2024 11:35 AM View: Appendix I & III - Intrawell
Plant Wansley Data: Wansley Landfill

Sanitas™ v.10.0.16 . UG

Tukey's Outlier Screening

GWC-11

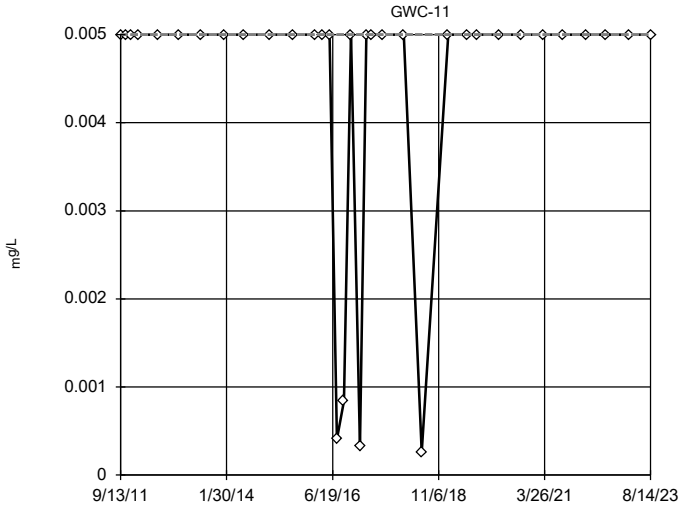

n = 34

No outliers found. Tukey's method selected by user.

Data were natural log transformed to achieve best W statistic (graph shown in original units).

The results were invalidated, because the lower and upper quartiles are equal.

Constituent: Selenium Analysis Run 3/26/2024 11:35 AM View: Appendix I & III - Intrawell
Plant Wansley Data: Wansley Landfill

Sanitas™ v.10.0.16 . UG

Tukey's Outlier Screening

GWC-12

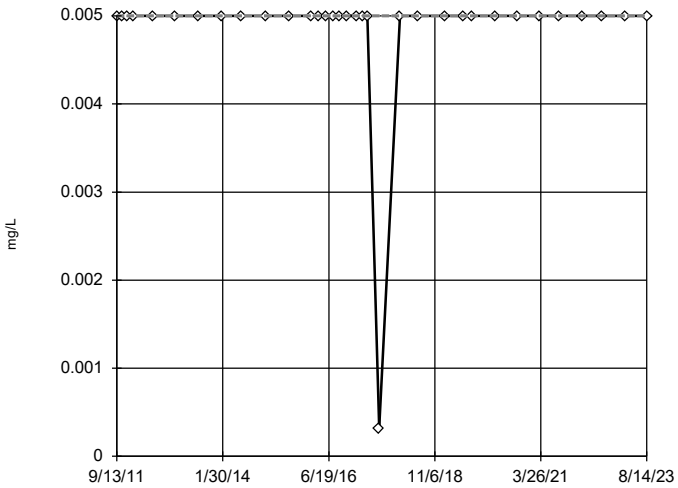

n = 34

No outliers found. Tukey's method selected by user.

Ladder of Powers transformations did not improve normality; analysis run on raw data.

The results were invalidated, because the lower and upper quartiles are equal.

Constituent: Selenium Analysis Run 3/26/2024 11:35 AM View: Appendix I & III - Intrawell
Plant Wansley Data: Wansley Landfill

Sanitas™ v.10.0.16 . UG

Tukey's Outlier Screening

GWC-13

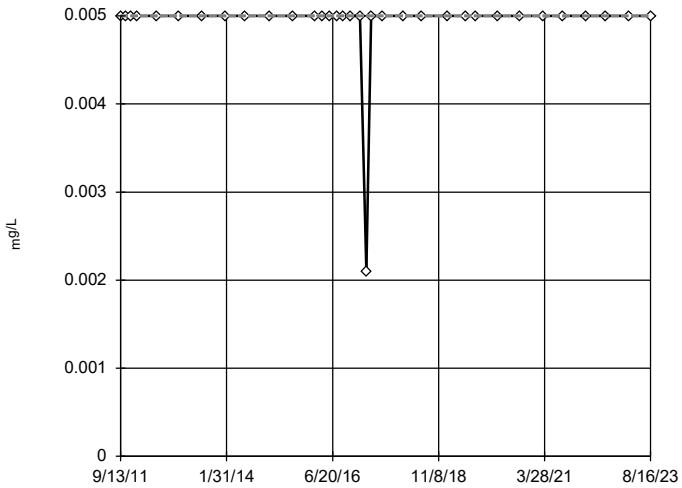

n = 34

No outliers found. Tukey's method selected by user.

Ladder of Powers transformations did not improve normality; analysis run on raw data.

The results were invalidated, because the lower and upper quartiles are equal.

Constituent: Selenium Analysis Run 3/26/2024 11:35 AM View: Appendix I & III - Intrawell
Plant Wansley Data: Wansley Landfill

Sanitas™ v.10.0.16 . UG

Tukey's Outlier Screening

GWC-14

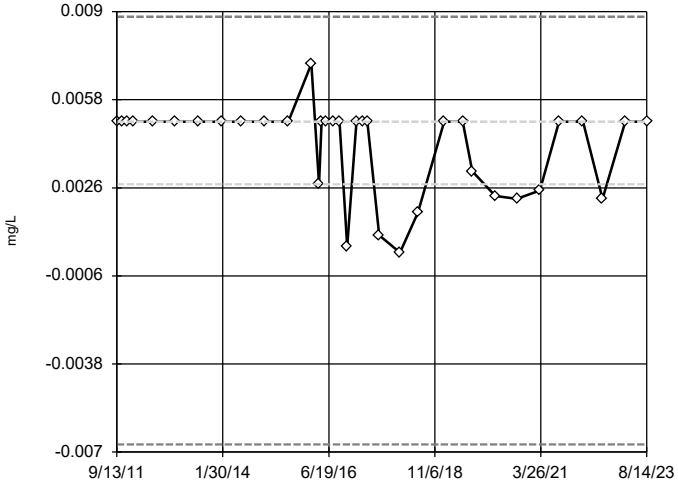

n = 35

No outliers found. Tukey's method selected by user.

Data were square transformed to achieve best W statistic (graph shown in original units).

High cutoff = 0.008811, low cutoff = -0.006722, based on IQR multiplier of 3.

Constituent: Selenium Analysis Run 3/26/2024 11:35 AM View: Appendix I & III - Intrawell
Plant Wansley Data: Wansley Landfill

Sanitas™ v.10.0.16 . UG

Tukey's Outlier Screening

GWC-15

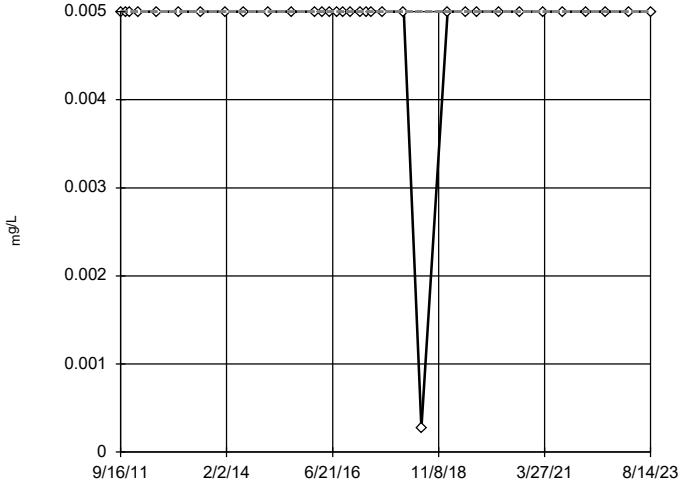

n = 34

No outliers found. Tukey's method selected by user.

Data were square transformed to achieve best W statistic (graph shown in original units).

The results were invalidated, because the lower and upper quartiles are equal.

Constituent: Selenium Analysis Run 3/26/2024 11:35 AM View: Appendix I & III - Intrawell
Plant Wansley Data: Wansley Landfill

Sanitas™ v.10.0.16 . UG

Tukey's Outlier Screening

GWC-16

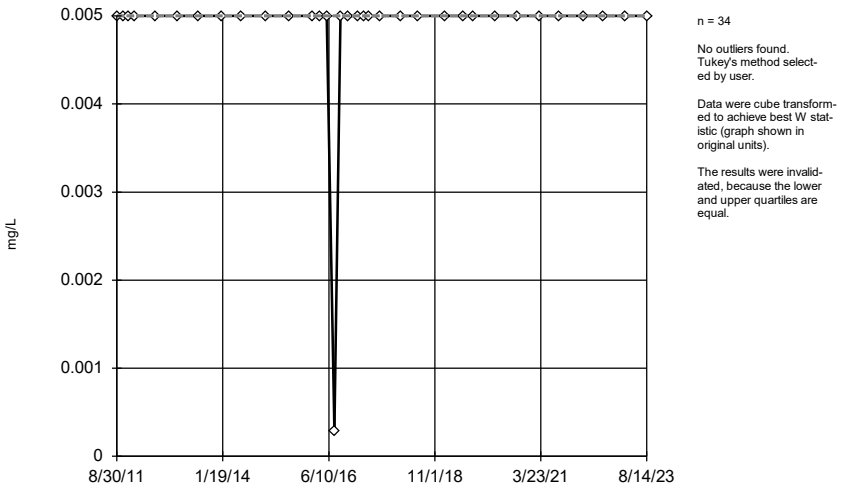

n = 34

No outliers found. Tukey's method selected by user.

Data were cube transformed to achieve best W statistic (graph shown in original units).

The results were invalidated, because the lower and upper quartiles are equal.

Constituent: Selenium Analysis Run 3/26/2024 11:35 AM View: Appendix I & III - Intrawell
Plant Wansley Data: Wansley Landfill

Sanitas™ v.10.0.16 . UG

Tukey's Outlier Screening

GWC-17

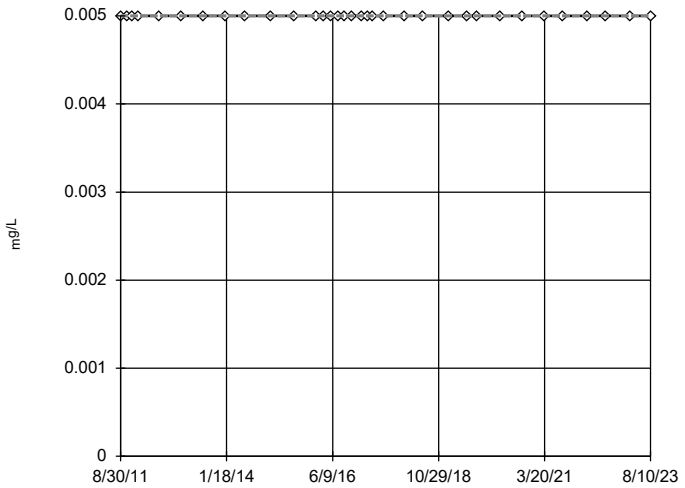

n = 34

No outliers found. Tukey's method selected by user.

Data were square root transformed to achieve best W statistic (graph shown in original units).

The results were invalidated, because the lower and upper quartiles are equal.

Constituent: Selenium Analysis Run 3/26/2024 11:35 AM View: Appendix I & III - Intrawell
Plant Wansley Data: Wansley Landfill

Sanitas™ v.10.0.16 . UG

Tukey's Outlier Screening

GWC-18

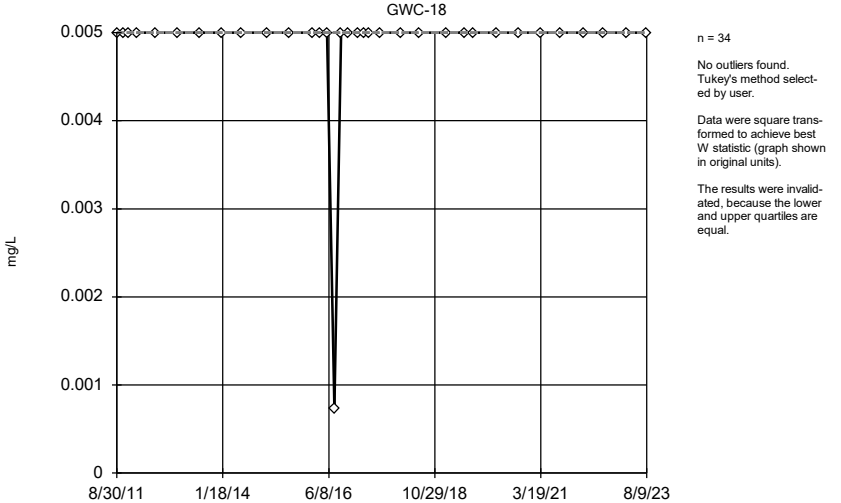

n = 34

No outliers found. Tukey's method selected by user.

Data were square transformed to achieve best W statistic (graph shown in original units).

The results were invalidated, because the lower and upper quartiles are equal.

Constituent: Selenium Analysis Run 3/26/2024 11:35 AM View: Appendix I & III - Intrawell
Plant Wansley Data: Wansley Landfill

Sanitas™ v.10.0.16 . UG

Tukey's Outlier Screening

GWC-19

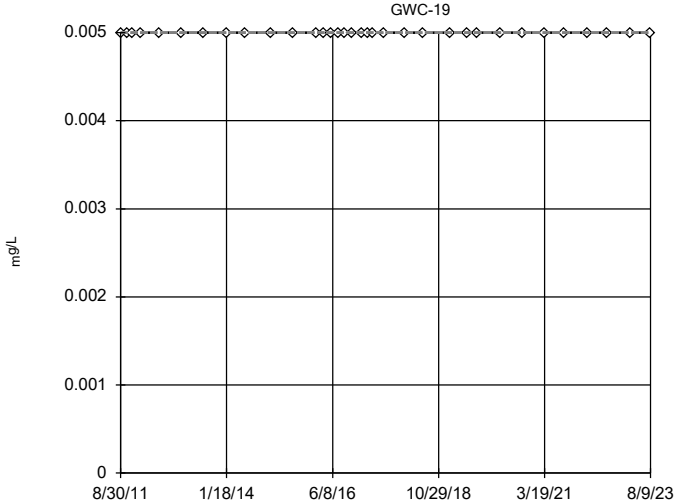

n = 34

No outliers found. Tukey's method selected by user.

Data were square root transformed to achieve best W statistic (graph shown in original units).

The results were invalidated, because the lower and upper quartiles are equal.

Constituent: Selenium Analysis Run 3/26/2024 11:35 AM View: Appendix I & III - Intrawell
Plant Wansley Data: Wansley Landfill

Sanitas™ v.10.0.16 . UG

Tukey's Outlier Screening

GWC-20

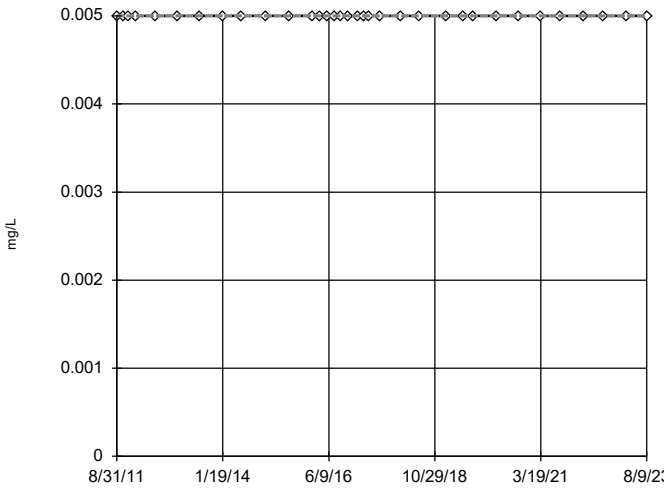

n = 34

No outliers found. Tukey's method selected by user.

Data were square root transformed to achieve best W statistic (graph shown in original units).

The results were invalidated, because the lower and upper quartiles are equal.

Constituent: Selenium Analysis Run 3/26/2024 11:35 AM View: Appendix I & III - Intrawell

Plant Wansley Data: Wansley Landfill

Sanitas™ v.10.0.16 . UG

Tukey's Outlier Screening

GWC-21

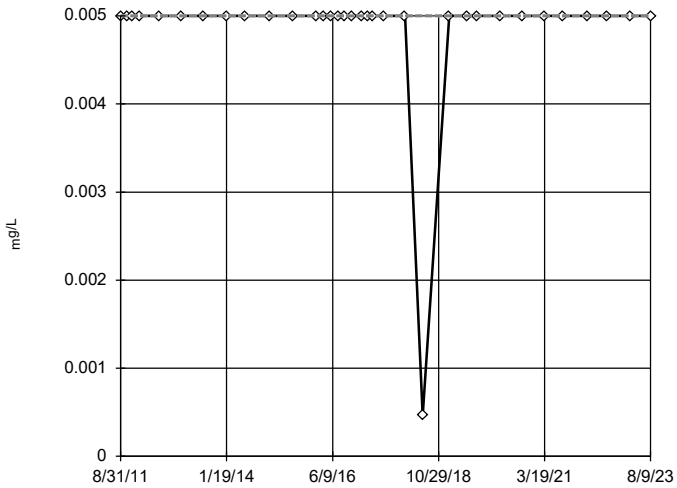

n = 34

No outliers found. Tukey's method selected by user.

Data were cube root transformed to achieve best W statistic (graph shown in original units).

The results were invalidated, because the lower and upper quartiles are equal.

Constituent: Selenium Analysis Run 3/26/2024 11:35 AM View: Appendix I & III - Intrawell

Plant Wansley Data: Wansley Landfill

Sanitas™ v.10.0.16 . UG

Tukey's Outlier Screening

GWC-22

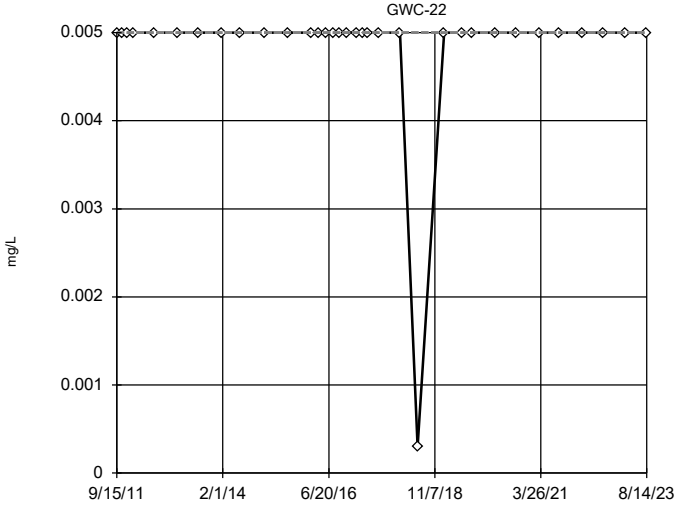

n = 34

No outliers found. Tukey's method selected by user.

Data were square root transformed to achieve best W statistic (graph shown in original units).

The results were invalidated, because the lower and upper quartiles are equal.

Constituent: Selenium Analysis Run 3/26/2024 11:35 AM View: Appendix I & III - Intrawell

Plant Wansley Data: Wansley Landfill

Sanitas™ v.10.0.16 . UG

Tukey's Outlier Screening

GWC-23

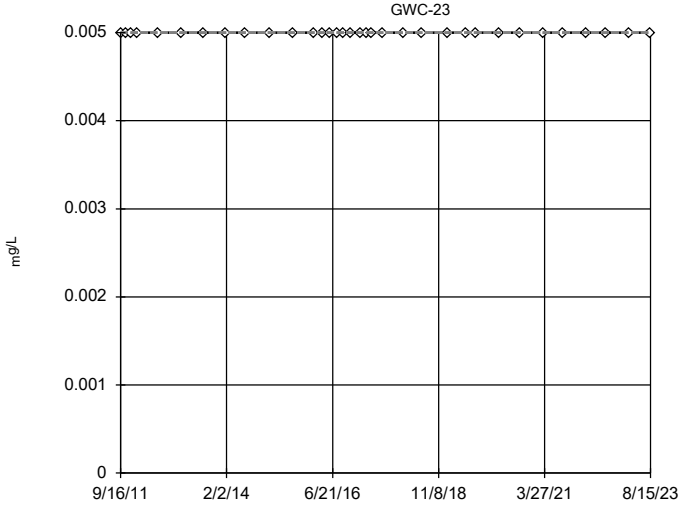

n = 34

No outliers found. Tukey's method selected by user.

Data were square root transformed to achieve best W statistic (graph shown in original units).

The results were invalidated, because the lower and upper quartiles are equal.

Constituent: Selenium Analysis Run 3/26/2024 11:35 AM View: Appendix I & III - Intrawell

Plant Wansley Data: Wansley Landfill

Tukey's Outlier Screening

GWC-24

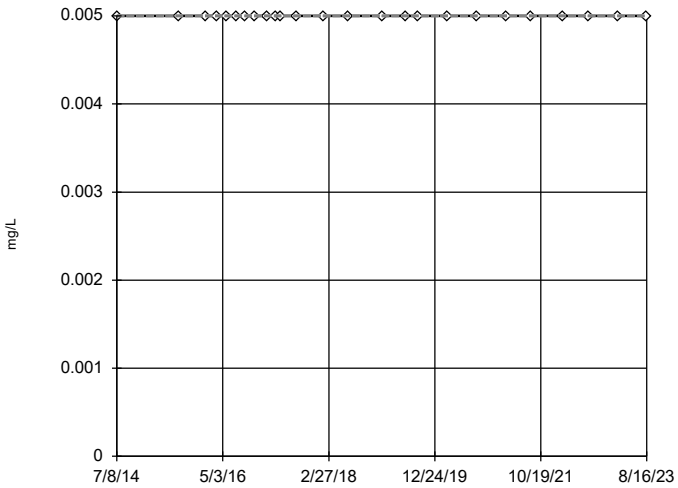

n = 25

No outliers found. Tukey's method selected by user.

Data were square root transformed to achieve best W statistic (graph shown in original units).

The results were invalidated, because the lower and upper quartiles are equal.

Constituent: Selenium Analysis Run 3/26/2024 11:35 AM View: Appendix I & III - Intrawell
Plant Wansley Data: Wansley Landfill

Sanitas™ v.10.0.16 . UG

Tukey's Outlier Screening

GWC-25

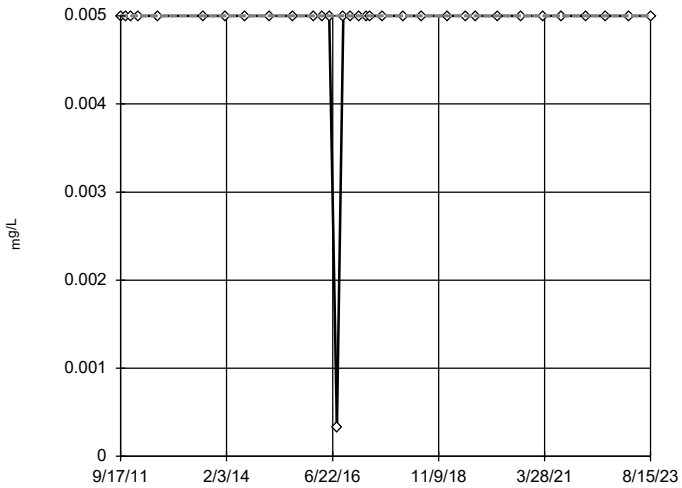

n = 33

No outliers found. Tukey's method selected by user.

Data were x^6 transformed to achieve best W statistic (graph shown in original units).

The results were invalidated, because the lower and upper quartiles are equal.

Constituent: Selenium Analysis Run 3/26/2024 11:35 AM View: Appendix I & III - Intrawell
Plant Wansley Data: Wansley Landfill

Sanitas™ v.10.0.16 . UG

Tukey's Outlier Screening

GWC-26

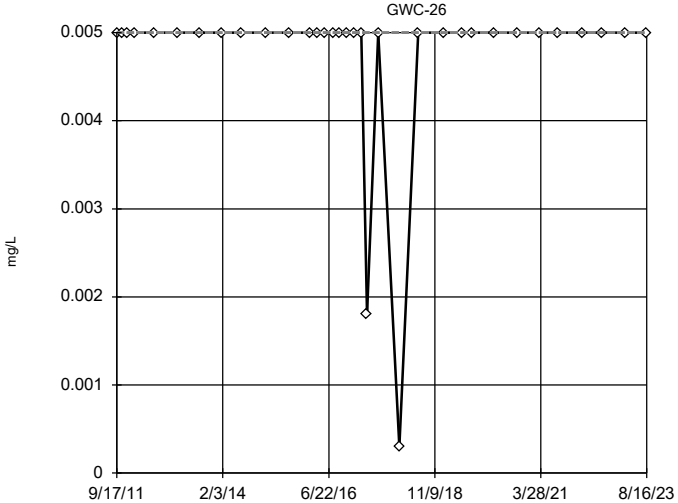

n = 34

No outliers found. Tukey's method selected by user.

Ladder of Powers transformations did not improve normality; analysis run on raw data.

The results were invalidated, because the lower and upper quartiles are equal.

Constituent: Selenium Analysis Run 3/26/2024 11:35 AM View: Appendix I & III - Intrawell
Plant Wansley Data: Wansley Landfill

Sanitas™ v.10.0.16 . UG

Tukey's Outlier Screening

GWC-27

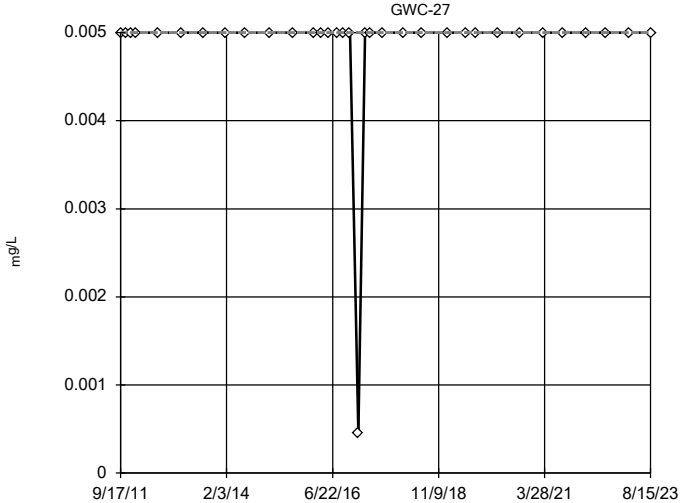

n = 34

No outliers found. Tukey's method selected by user.

Data were square root transformed to achieve best W statistic (graph shown in original units).

The results were invalidated, because the lower and upper quartiles are equal.

Constituent: Selenium Analysis Run 3/26/2024 11:35 AM View: Appendix I & III - Intrawell
Plant Wansley Data: Wansley Landfill

Sanitas™ v.10.0.16 . UG

Tukey's Outlier Screening

GWC-30

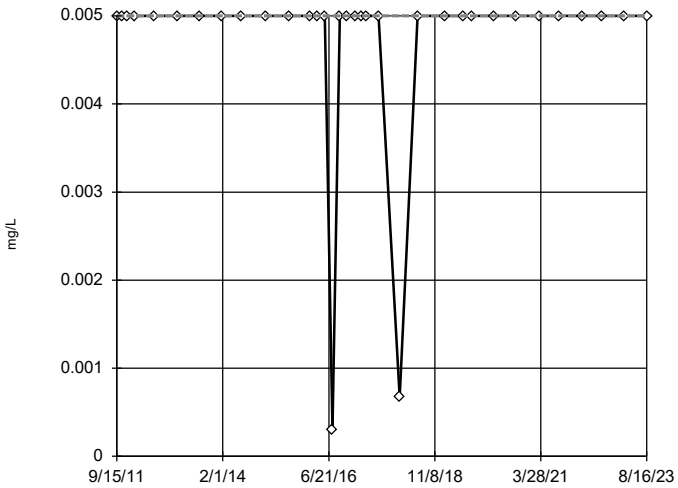

n = 34

No outliers found. Tukey's method selected by user.

Data were natural log transformed to achieve best W statistic (graph shown in original units).

The results were invalidated, because the lower and upper quartiles are equal.

Constituent: Selenium Analysis Run 3/26/2024 11:35 AM View: Appendix I & III - Intrawell
Plant Wansley Data: Wansley Landfill

Sanitas™ v.10.0.16 . UG

Tukey's Outlier Screening

GWC-31

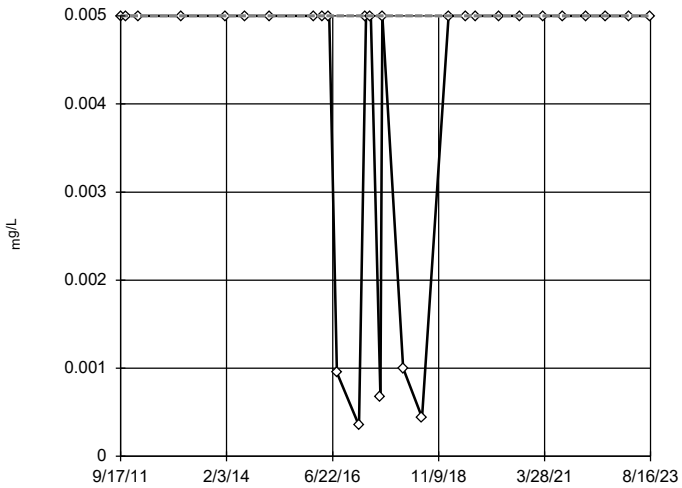

n = 29

No outliers found. Tukey's method selected by user.

Data were natural log transformed to achieve best W statistic (graph shown in original units).

The results were invalidated, because the lower and upper quartiles are equal.

Constituent: Selenium Analysis Run 3/26/2024 11:35 AM View: Appendix I & III - Intrawell
Plant Wansley Data: Wansley Landfill

Sanitas™ v.10.0.16 . UG

Tukey's Outlier Screening

GWC-32

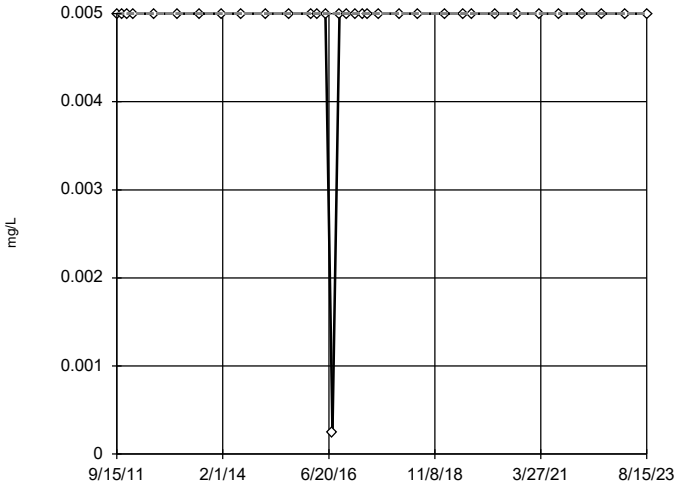

n = 34

No outliers found. Tukey's method selected by user.

Data were x^6 transformed to achieve best W statistic (graph shown in original units).

The results were invalidated, because the lower and upper quartiles are equal.

Constituent: Selenium Analysis Run 3/26/2024 11:35 AM View: Appendix I & III - Intrawell
Plant Wansley Data: Wansley Landfill

Sanitas™ v.10.0.16 . UG

Tukey's Outlier Screening

GWC-33

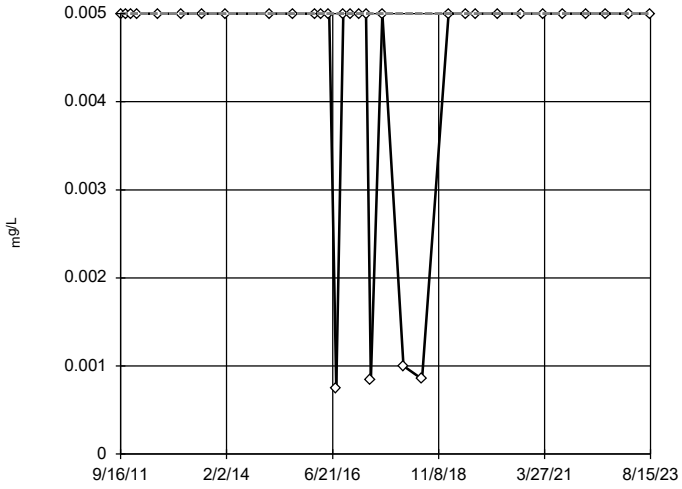

n = 33

No outliers found. Tukey's method selected by user.

Data were natural log transformed to achieve best W statistic (graph shown in original units).

The results were invalidated, because the lower and upper quartiles are equal.

Constituent: Selenium Analysis Run 3/26/2024 11:35 AM View: Appendix I & III - Intrawell
Plant Wansley Data: Wansley Landfill

Sanitas™ v.10.0.16 . UG

Tukey's Outlier Screening

GWC-34

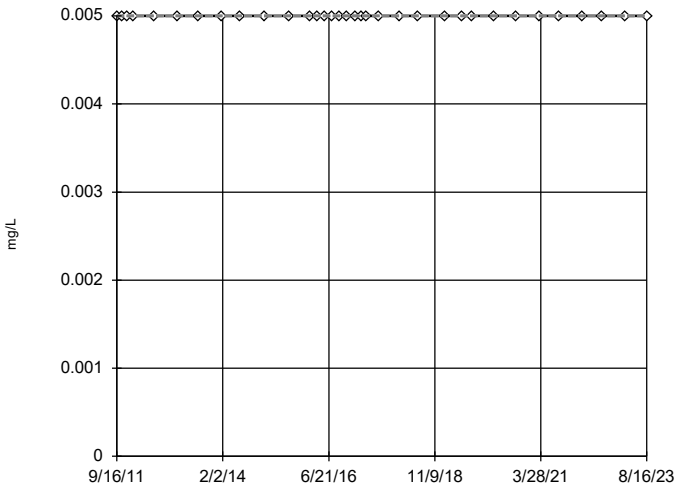

n = 34

No outliers found. Tukey's method selected by user.

Data were square root transformed to achieve best W statistic (graph shown in original units).

The results were invalidated, because the lower and upper quartiles are equal.

Constituent: Selenium Analysis Run 3/26/2024 11:35 AM View: Appendix I & III - Intrawell

Plant Wansley Data: Wansley Landfill

Sanitas™ v.10.0.16 . UG

Tukey's Outlier Screening

GWC-35

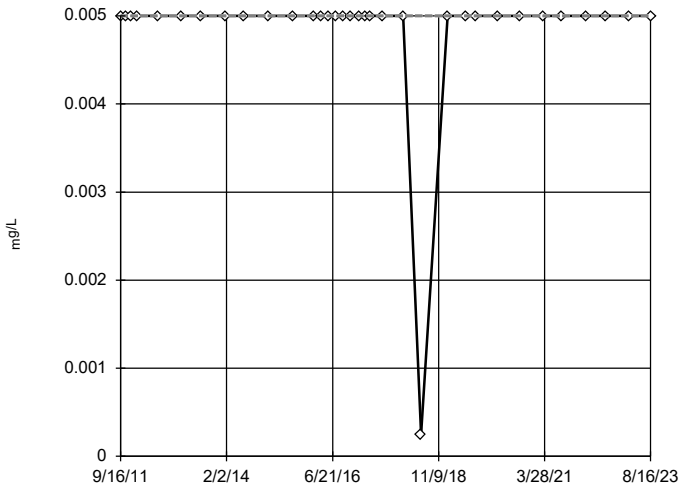

n = 34

No outliers found. Tukey's method selected by user.

Data were x^6 transformed to achieve best W statistic (graph shown in original units).

The results were invalidated, because the lower and upper quartiles are equal.

Constituent: Selenium Analysis Run 3/26/2024 11:35 AM View: Appendix I & III - Intrawell

Plant Wansley Data: Wansley Landfill

Sanitas™ v.10.0.16 . UG

Tukey's Outlier Screening

GWC-5

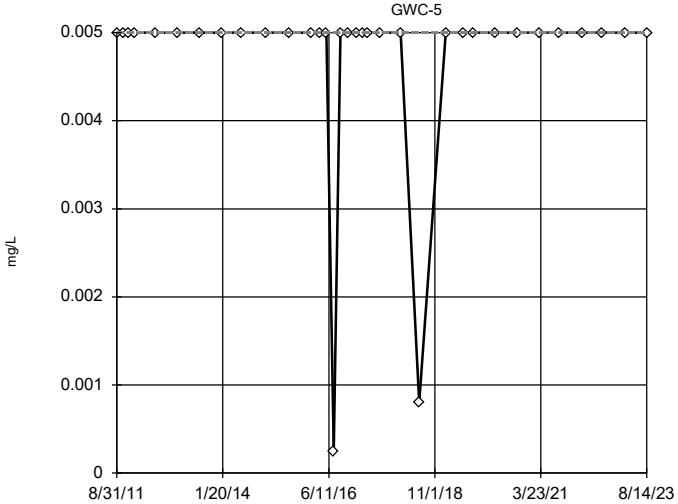

n = 34

No outliers found. Tukey's method selected by user.

Data were cube root transformed to achieve best W statistic (graph shown in original units).

The results were invalidated, because the lower and upper quartiles are equal.

Constituent: Selenium Analysis Run 3/26/2024 11:35 AM View: Appendix I & III - Intrawell

Plant Wansley Data: Wansley Landfill

Sanitas™ v.10.0.16 . UG

Tukey's Outlier Screening

GWC-6

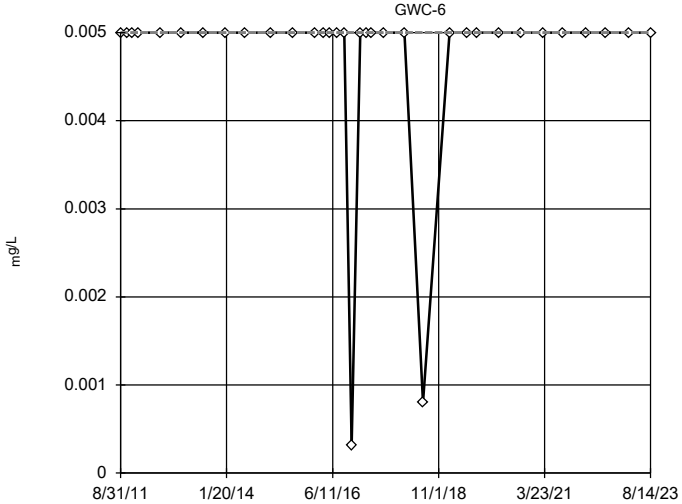

n = 34

No outliers found. Tukey's method selected by user.

Data were cube root transformed to achieve best W statistic (graph shown in original units).

The results were invalidated, because the lower and upper quartiles are equal.

Constituent: Selenium Analysis Run 3/26/2024 11:35 AM View: Appendix I & III - Intrawell

Plant Wansley Data: Wansley Landfill

Sanitas™ v.10.0.16 . UG

Tukey's Outlier Screening

GWC-7

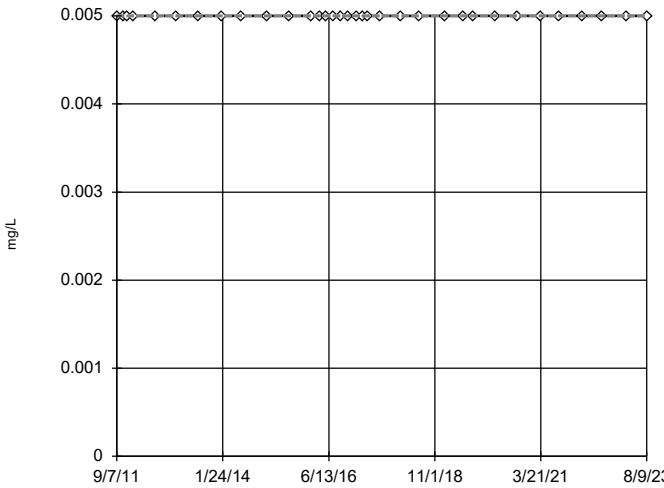

n = 34

No outliers found. Tukey's method selected by user.

Data were square root transformed to achieve best W statistic (graph shown in original units).

The results were invalidated, because the lower and upper quartiles are equal.

Constituent: Selenium Analysis Run 3/26/2024 11:35 AM View: Appendix I & III - Intrawell
Plant Wansley Data: Wansley Landfill

Sanitas™ v.10.0.16 . UG

Tukey's Outlier Screening

GWC-8

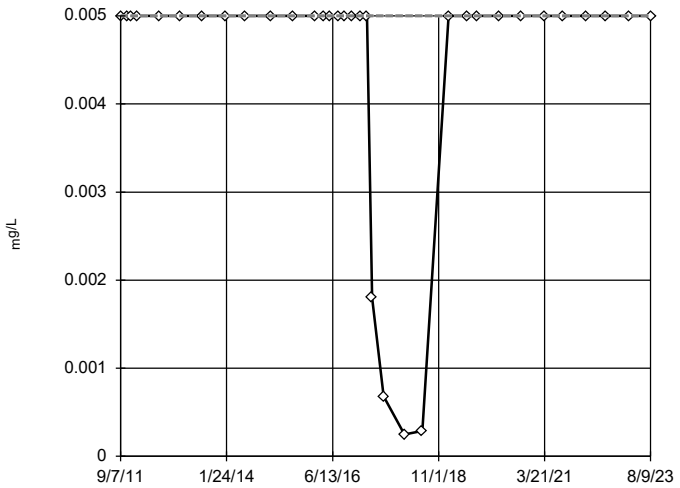

n = 34

No outliers found. Tukey's method selected by user.

Data were square root transformed to achieve best W statistic (graph shown in original units).

The results were invalidated, because the lower and upper quartiles are equal.

Constituent: Selenium Analysis Run 3/26/2024 11:35 AM View: Appendix I & III - Intrawell
Plant Wansley Data: Wansley Landfill

Sanitas™ v.10.0.16 . UG

Tukey's Outlier Screening

GWC-9

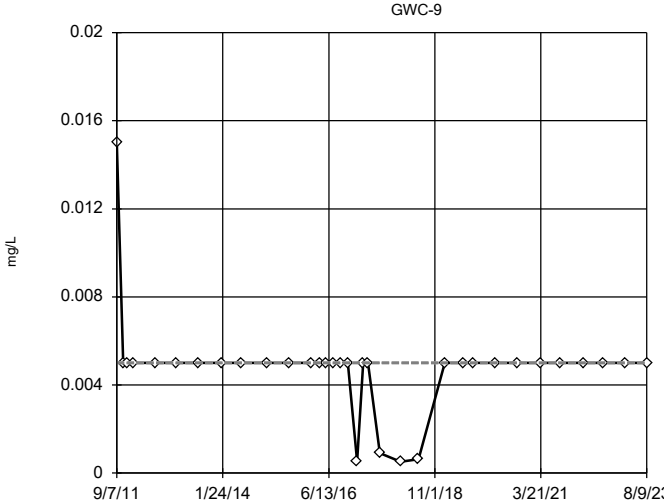

n = 34

No outliers found. Tukey's method selected by user.

Data were square root transformed to achieve best W statistic (graph shown in original units).

The results were invalidated, because the lower and upper quartiles are equal.

Constituent: Selenium Analysis Run 3/26/2024 11:35 AM View: Appendix I & III - Intrawell
Plant Wansley Data: Wansley Landfill

Sanitas™ v.10.0.16 . UG

Tukey's Outlier Screening

GWA-1 (bg)

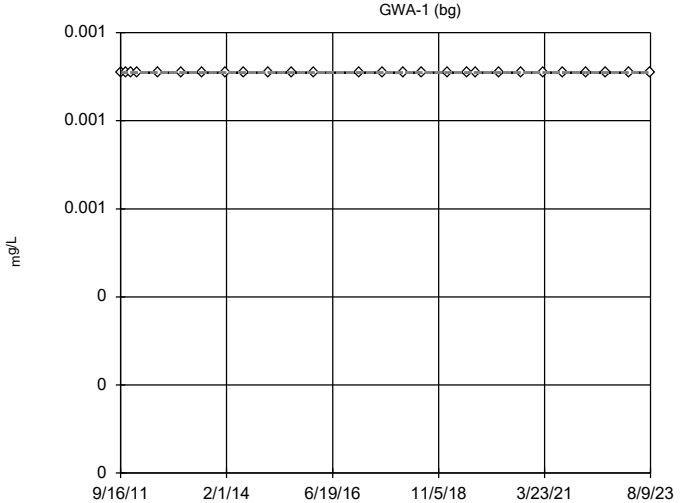

n = 27

No outliers found. Tukey's method selected by user.

Data were square root transformed to achieve best W statistic (graph shown in original units).

The results were invalidated, because the lower and upper quartiles are equal.

Constituent: Silver Analysis Run 3/26/2024 11:36 AM View: Appendix I & III - Intrawell
Plant Wansley Data: Wansley Landfill

Sanitas™ v.10.0.16 . UG

Tukey's Outlier Screening

GWA-2 (bg)

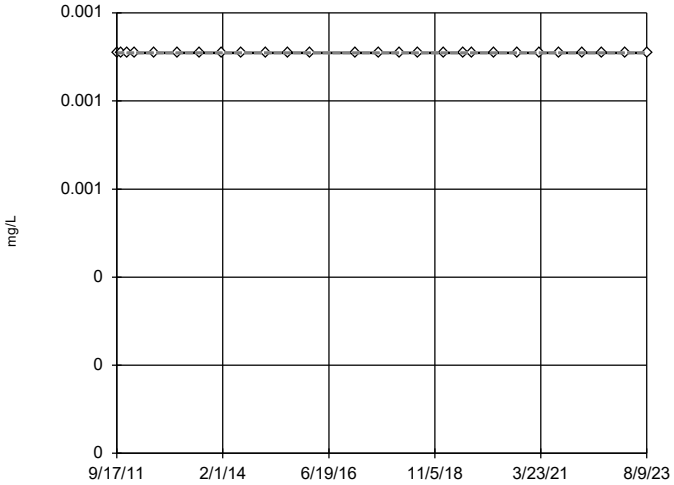

n = 27

No outliers found. Tukey's method selected by user.

Data were square root transformed to achieve best W statistic (graph shown in original units).

The results were invalidated, because the lower and upper quartiles are equal.

Constituent: Silver Analysis Run 3/26/2024 11:36 AM View: Appendix I & III - Intrawell

Plant Wansley Data: Wansley Landfill

Sanitas™ v.10.0.16 . UG

Tukey's Outlier Screening

GWA-28 (bg)

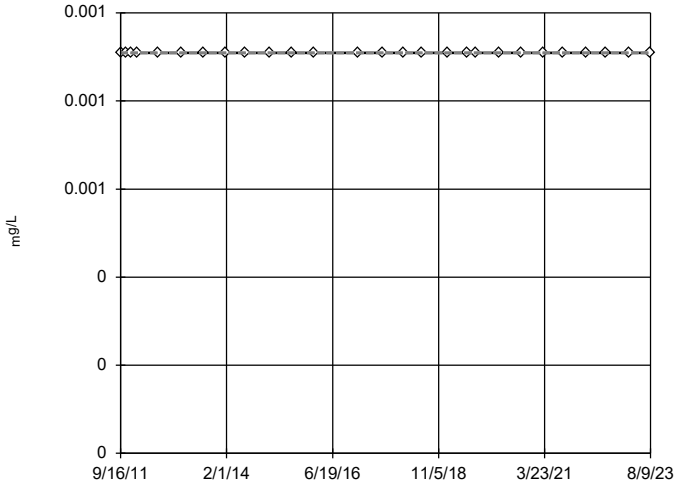

n = 27

No outliers found. Tukey's method selected by user.

Data were square root transformed to achieve best W statistic (graph shown in original units).

The results were invalidated, because the lower and upper quartiles are equal.

Constituent: Silver Analysis Run 3/26/2024 11:36 AM View: Appendix I & III - Intrawell

Plant Wansley Data: Wansley Landfill

Sanitas™ v.10.0.16 . UG

Tukey's Outlier Screening

GWA-29 (bg)

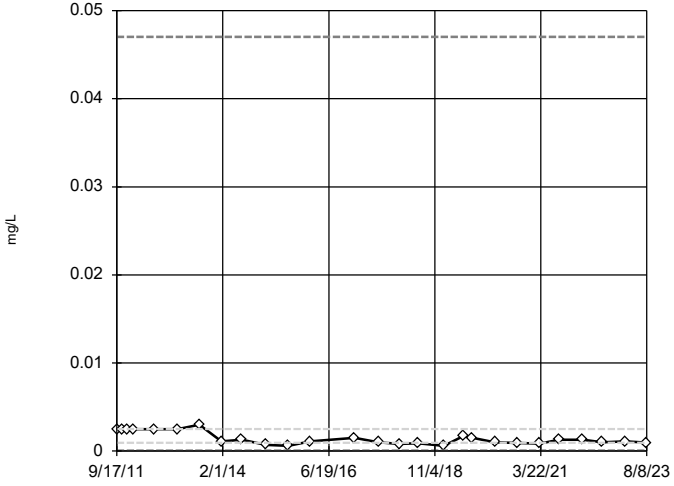

n = 27

No outliers found. Tukey's method selected by user.

Data were natural log transformed to achieve best W statistic (graph shown in original units).

High cutoff = 0.04703, low cutoff = 0.00004997, based on IQR multiplier of 3.

Constituent: Silver Analysis Run 3/26/2024 11:36 AM View: Appendix I & III - Intrawell

Plant Wansley Data: Wansley Landfill

Sanitas™ v.10.0.16 . UG

Tukey's Outlier Screening

GWA-3 (bg)

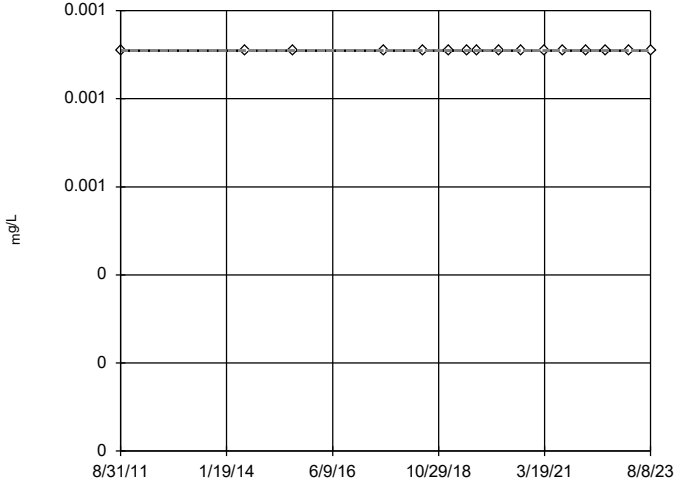

n = 16

No outliers found. Tukey's method selected by user.

Data were cube root transformed to achieve best W statistic (graph shown in original units).

The results were invalidated, because the lower and upper quartiles are equal.

Constituent: Silver Analysis Run 3/26/2024 11:36 AM View: Appendix I & III - Intrawell

Plant Wansley Data: Wansley Landfill

Sanitas™ v.10.0.16 . UG

Tukey's Outlier Screening

GWA-4 (bg)

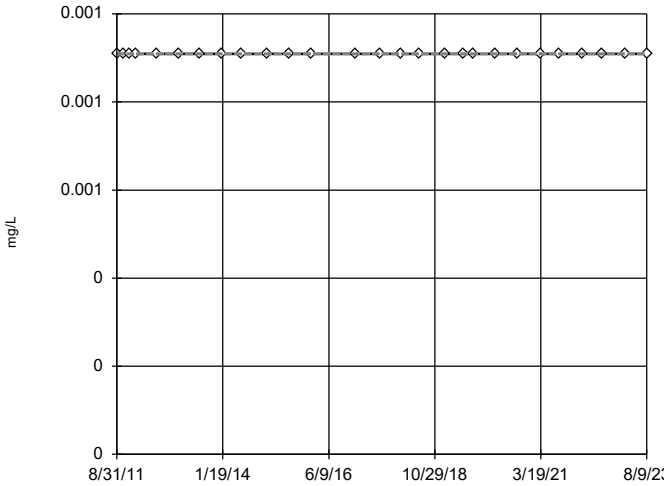

n = 27

No outliers found. Tukey's method selected by user.

Data were square root transformed to achieve best W statistic (graph shown in original units).

The results were invalidated, because the lower and upper quartiles are equal.

Constituent: Silver Analysis Run 3/26/2024 11:36 AM View: Appendix I & III - Intrawell
Plant Wansley Data: Wansley Landfill

Sanitas™ v.10.0.16 . UG

Tukey's Outlier Screening

GWC-10

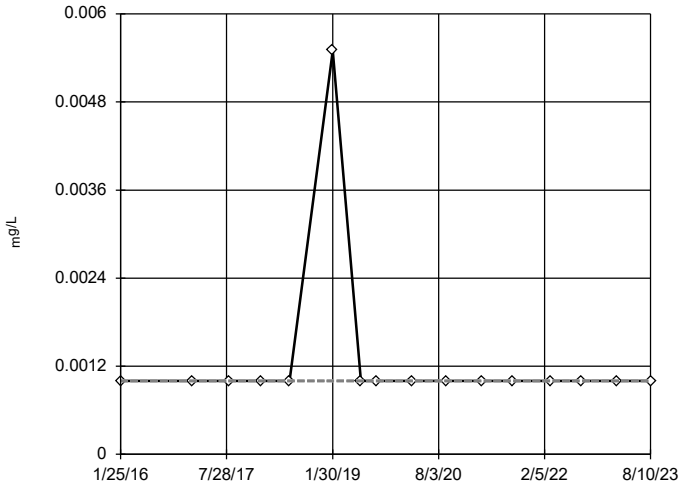

n = 16

No outliers found. Tukey's method selected by user.

Data were square root transformed to achieve best W statistic (graph shown in original units).

The results were invalidated, because the lower and upper quartiles are equal.

Constituent: Silver Analysis Run 3/26/2024 11:36 AM View: Appendix I & III - Intrawell
Plant Wansley Data: Wansley Landfill

Sanitas™ v.10.0.16 . UG

Tukey's Outlier Screening

GWC-11

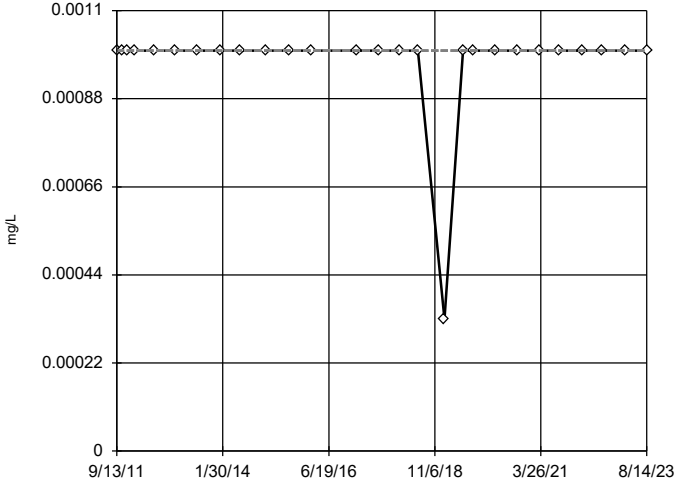

n = 27

No outliers found. Tukey's method selected by user.

Data were x^4 transformed to achieve best W statistic (graph shown in original units).

The results were invalidated, because the lower and upper quartiles are equal.

Constituent: Silver Analysis Run 3/26/2024 11:36 AM View: Appendix I & III - Intrawell
Plant Wansley Data: Wansley Landfill

Sanitas™ v.10.0.16 . UG

Tukey's Outlier Screening

GWC-12

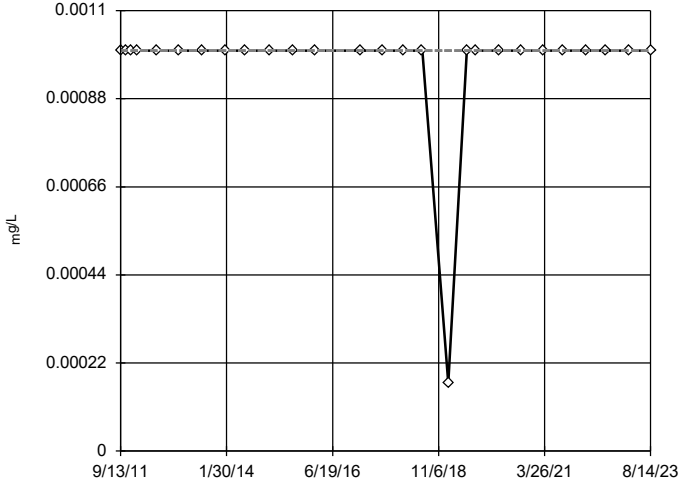

n = 27

No outliers found. Tukey's method selected by user.

Data were x^4 transformed to achieve best W statistic (graph shown in original units).

The results were invalidated, because the lower and upper quartiles are equal.

Constituent: Silver Analysis Run 3/26/2024 11:36 AM View: Appendix I & III - Intrawell
Plant Wansley Data: Wansley Landfill

Sanitas™ v.10.0.16 . UG

Tukey's Outlier Screening

GWC-13

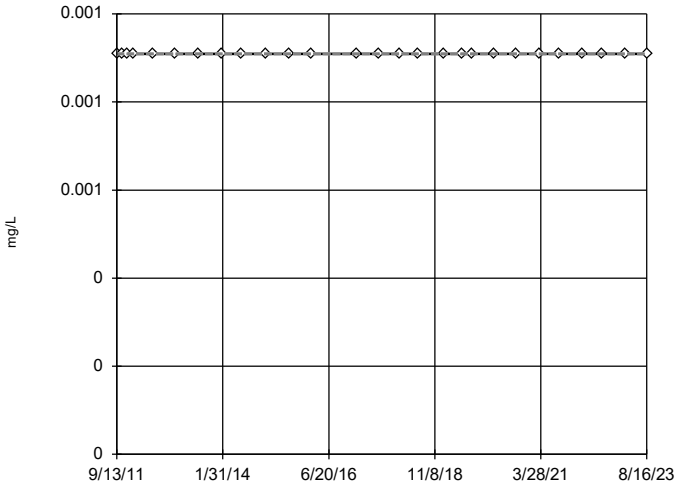

n = 27

No outliers found. Tukey's method selected by user.

Data were square root transformed to achieve best W statistic (graph shown in original units).

The results were invalidated, because the lower and upper quartiles are equal.

Constituent: Silver Analysis Run 3/26/2024 11:36 AM View: Appendix I & III - Intrawell
Plant Wansley Data: Wansley Landfill

Sanitas™ v.10.0.16 . UG

Tukey's Outlier Screening

GWC-14

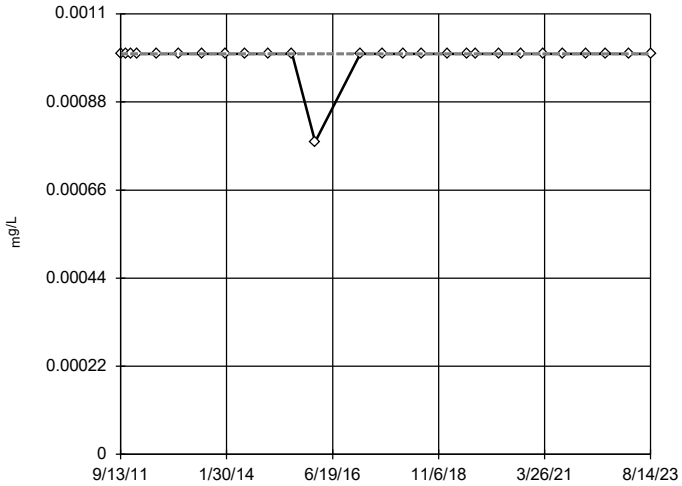

n = 27

No outliers found. Tukey's method selected by user.

Data were square transformed to achieve best W statistic (graph shown in original units).

The results were invalidated, because the lower and upper quartiles are equal.

Constituent: Silver Analysis Run 3/26/2024 11:36 AM View: Appendix I & III - Intrawell
Plant Wansley Data: Wansley Landfill

Sanitas™ v.10.0.16 . UG

Tukey's Outlier Screening

GWC-15

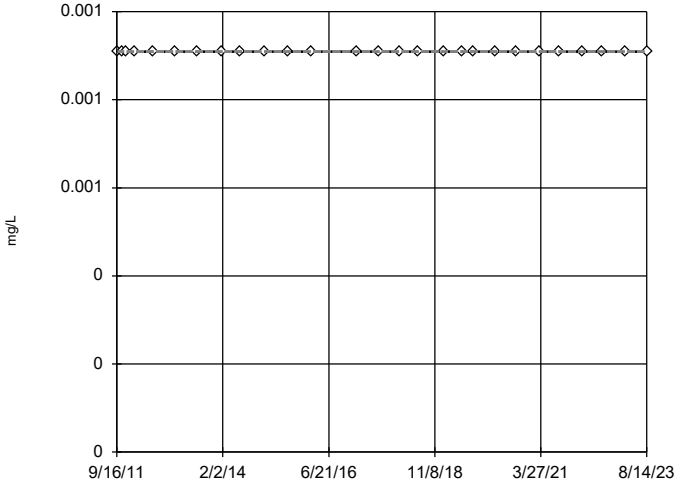

n = 27

No outliers found. Tukey's method selected by user.

Data were square root transformed to achieve best W statistic (graph shown in original units).

The results were invalidated, because the lower and upper quartiles are equal.

Constituent: Silver Analysis Run 3/26/2024 11:36 AM View: Appendix I & III - Intrawell
Plant Wansley Data: Wansley Landfill

Sanitas™ v.10.0.16 . UG

Tukey's Outlier Screening

GWC-16

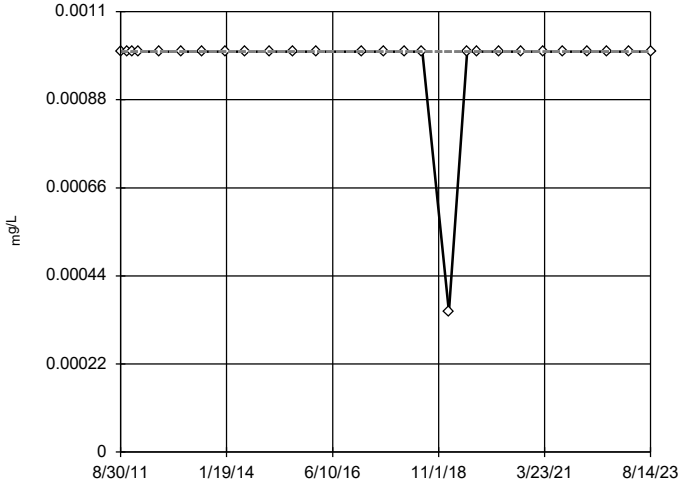

n = 27

No outliers found. Tukey's method selected by user.

Data were square root transformed to achieve best W statistic (graph shown in original units).

The results were invalidated, because the lower and upper quartiles are equal.

Constituent: Silver Analysis Run 3/26/2024 11:36 AM View: Appendix I & III - Intrawell
Plant Wansley Data: Wansley Landfill

Sanitas™ v.10.0.16 . UG

Tukey's Outlier Screening

GWC-17

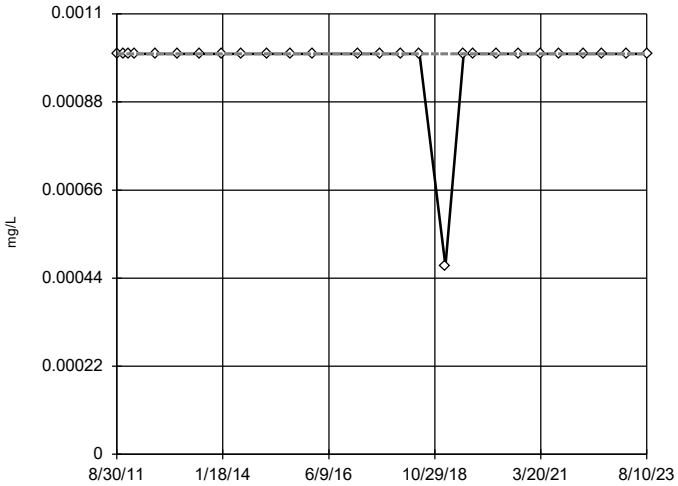

n = 27

No outliers found. Tukey's method selected by user.

Data were square root transformed to achieve best W statistic (graph shown in original units).

The results were invalidated, because the lower and upper quartiles are equal.

Constituent: Silver Analysis Run 3/26/2024 11:36 AM View: Appendix I & III - Intrawell

Plant Wansley Data: Wansley Landfill

Sanitas™ v.10.0.16 . UG

Tukey's Outlier Screening

GWC-18

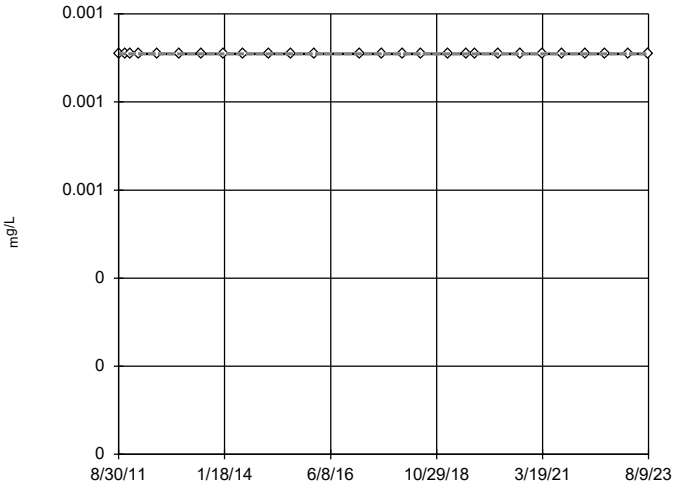

n = 27

No outliers found. Tukey's method selected by user.

Data were square root transformed to achieve best W statistic (graph shown in original units).

The results were invalidated, because the lower and upper quartiles are equal.

Constituent: Silver Analysis Run 3/26/2024 11:36 AM View: Appendix I & III - Intrawell

Plant Wansley Data: Wansley Landfill

Sanitas™ v.10.0.16 . UG

Tukey's Outlier Screening

GWC-19

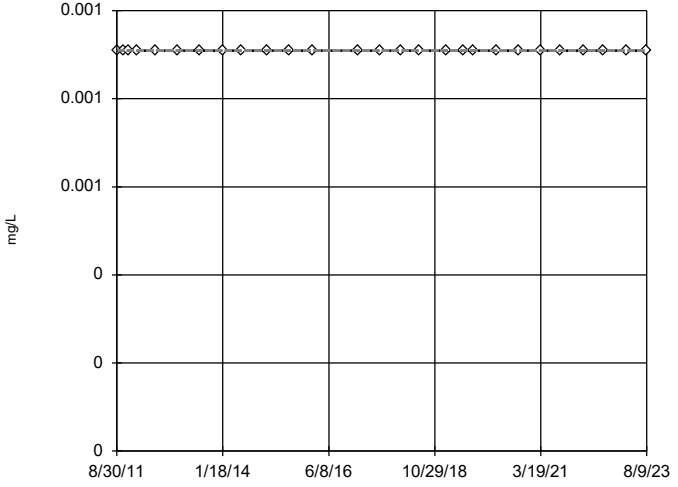

n = 27

No outliers found. Tukey's method selected by user.

Data were square root transformed to achieve best W statistic (graph shown in original units).

The results were invalidated, because the lower and upper quartiles are equal.

Constituent: Silver Analysis Run 3/26/2024 11:36 AM View: Appendix I & III - Intrawell

Plant Wansley Data: Wansley Landfill

Sanitas™ v.10.0.16 . UG

Tukey's Outlier Screening

GWC-20

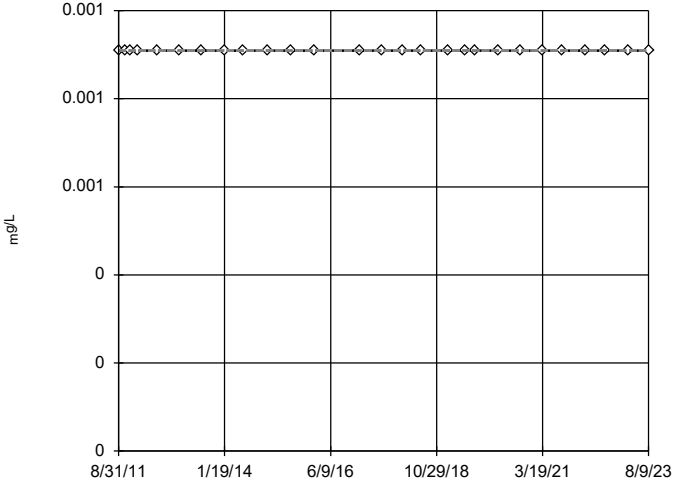

n = 27

No outliers found. Tukey's method selected by user.

Data were square root transformed to achieve best W statistic (graph shown in original units).

The results were invalidated, because the lower and upper quartiles are equal.

Constituent: Silver Analysis Run 3/26/2024 11:36 AM View: Appendix I & III - Intrawell

Plant Wansley Data: Wansley Landfill

Sanitas™ v.10.0.16 . UG

Tukey's Outlier Screening

GWC-21

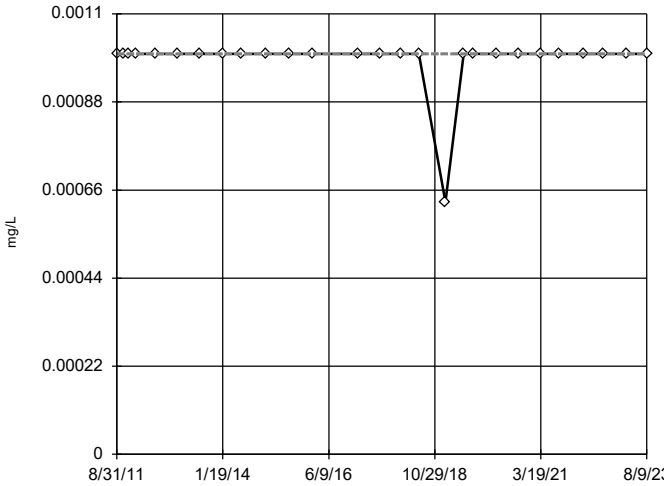

n = 27

No outliers found. Tukey's method selected by user.

Ladder of Powers transformations did not improve normality; analysis run on raw data.

The results were invalidated, because the lower and upper quartiles are equal.

Constituent: Silver Analysis Run 3/26/2024 11:36 AM View: Appendix I & III - Intrawell
Plant Wansley Data: Wansley Landfill

Sanitas™ v.10.0.16 . UG

Tukey's Outlier Screening

GWC-22

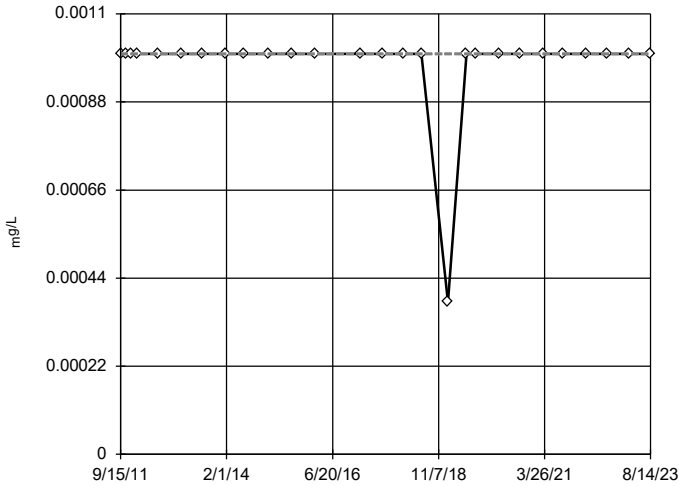

n = 27

No outliers found. Tukey's method selected by user.

Data were square root transformed to achieve best W statistic (graph shown in original units).

The results were invalidated, because the lower and upper quartiles are equal.

Constituent: Silver Analysis Run 3/26/2024 11:36 AM View: Appendix I & III - Intrawell
Plant Wansley Data: Wansley Landfill

Sanitas™ v.10.0.16 . UG

Tukey's Outlier Screening

GWC-23

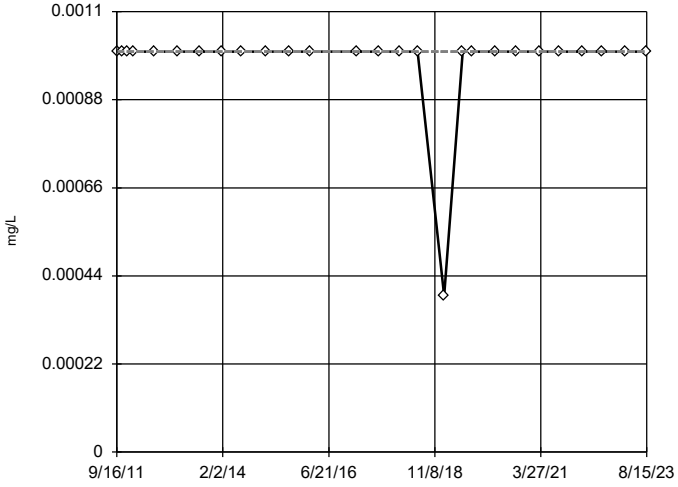

n = 27

No outliers found. Tukey's method selected by user.

Data were square root transformed to achieve best W statistic (graph shown in original units).

The results were invalidated, because the lower and upper quartiles are equal.

Constituent: Silver Analysis Run 3/26/2024 11:36 AM View: Appendix I & III - Intrawell
Plant Wansley Data: Wansley Landfill

Sanitas™ v.10.0.16 . UG

Tukey's Outlier Screening

GWC-24

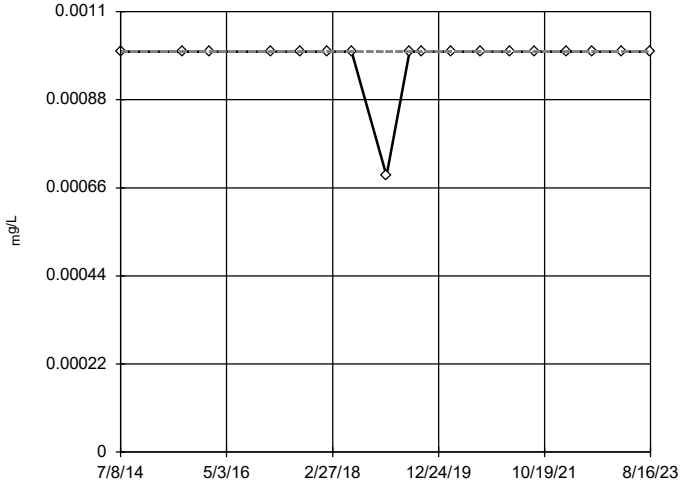

n = 18

No outliers found. Tukey's method selected by user.

Ladder of Powers transformations did not improve normality; analysis run on raw data.

The results were invalidated, because the lower and upper quartiles are equal.

Constituent: Silver Analysis Run 3/26/2024 11:36 AM View: Appendix I & III - Intrawell
Plant Wansley Data: Wansley Landfill

Sanitas™ v.10.0.16 . UG

Tukey's Outlier Screening

GWC-25

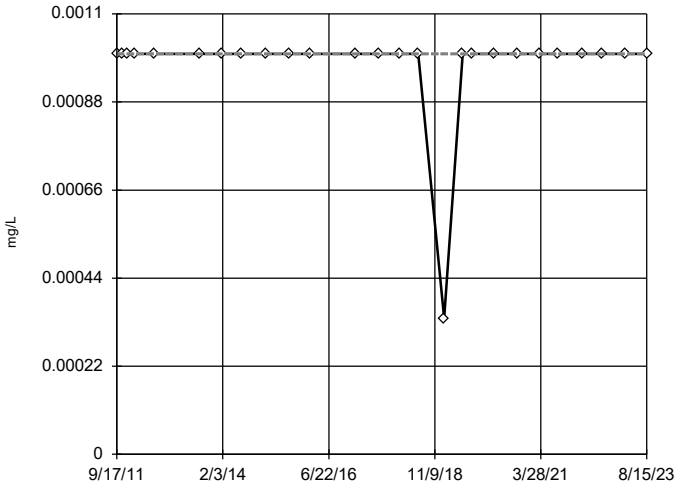

n = 26

No outliers found. Tukey's method selected by user.

Data were square root transformed to achieve best W statistic (graph shown in original units).

The results were invalidated, because the lower and upper quartiles are equal.

Constituent: Silver Analysis Run 3/26/2024 11:36 AM View: Appendix I & III - Intrawell

Plant Wansley Data: Wansley Landfill

Sanitas™ v.10.0.16 . UG

Tukey's Outlier Screening

GWC-26

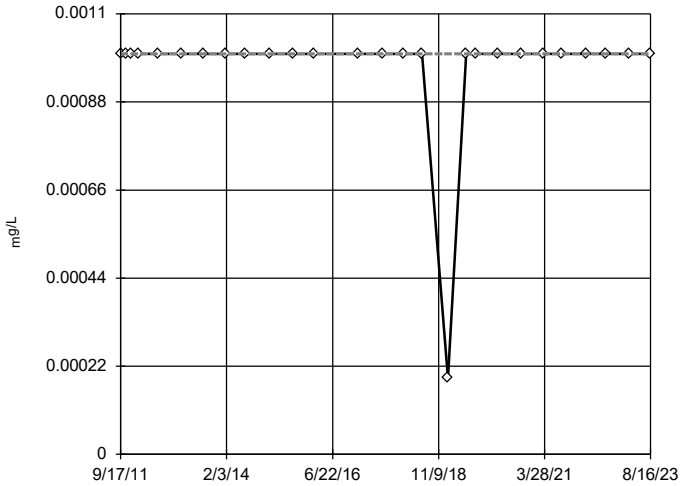

n = 27

No outliers found. Tukey's method selected by user.

Data were square root transformed to achieve best W statistic (graph shown in original units).

The results were invalidated, because the lower and upper quartiles are equal.

Constituent: Silver Analysis Run 3/26/2024 11:36 AM View: Appendix I & III - Intrawell

Plant Wansley Data: Wansley Landfill

Sanitas™ v.10.0.16 . UG

Tukey's Outlier Screening

GWC-27

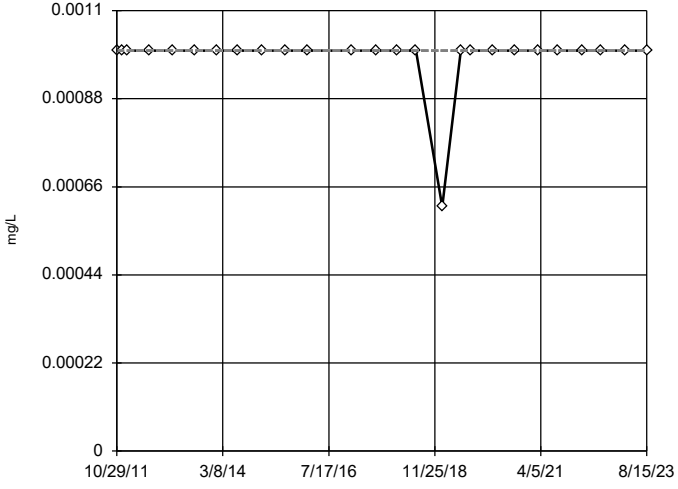

n = 26

No outliers found. Tukey's method selected by user.

Ladder of Powers transformations did not improve normality; analysis run on raw data.

The results were invalidated, because the lower and upper quartiles are equal.

Constituent: Silver Analysis Run 3/26/2024 11:36 AM View: Appendix I & III - Intrawell

Plant Wansley Data: Wansley Landfill

Sanitas™ v.10.0.16 . UG

Tukey's Outlier Screening

GWC-30

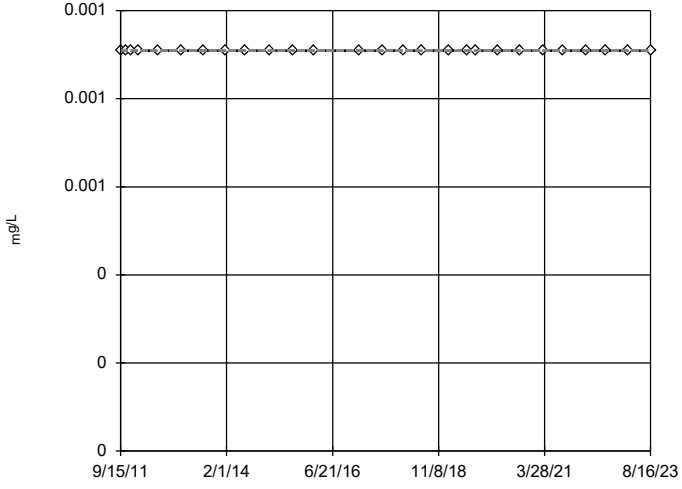

n = 27

No outliers found. Tukey's method selected by user.

Data were square root transformed to achieve best W statistic (graph shown in original units).

The results were invalidated, because the lower and upper quartiles are equal.

Constituent: Silver Analysis Run 3/26/2024 11:36 AM View: Appendix I & III - Intrawell

Plant Wansley Data: Wansley Landfill

Sanitas™ v.10.0.16 . UG

Tukey's Outlier Screening

GWC-31

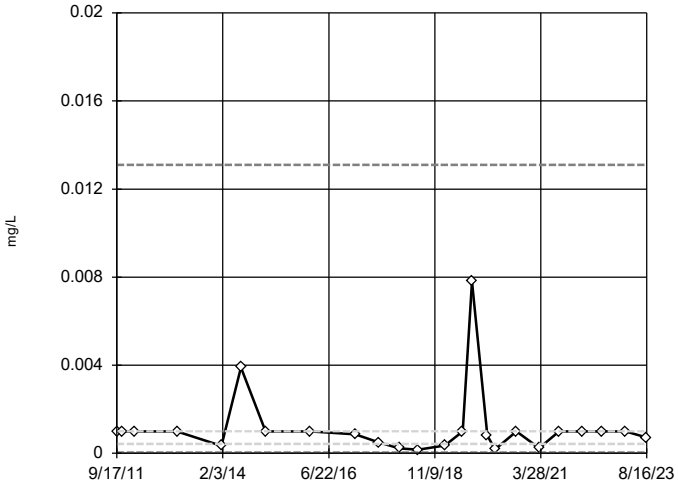

n = 24

No outliers found. Tukey's method selected by user.

Data were natural log transformed to achieve best W statistic (graph shown in original units).

High cutoff = 0.01309, low cutoff = 0.0000324, based on IQR multiplier of 3.

Constituent: Silver Analysis Run 3/26/2024 11:36 AM View: Appendix I & III - Intrawell
Plant Wansley Data: Wansley Landfill

Sanitas™ v.10.0.16 . UG

Tukey's Outlier Screening

GWC-32

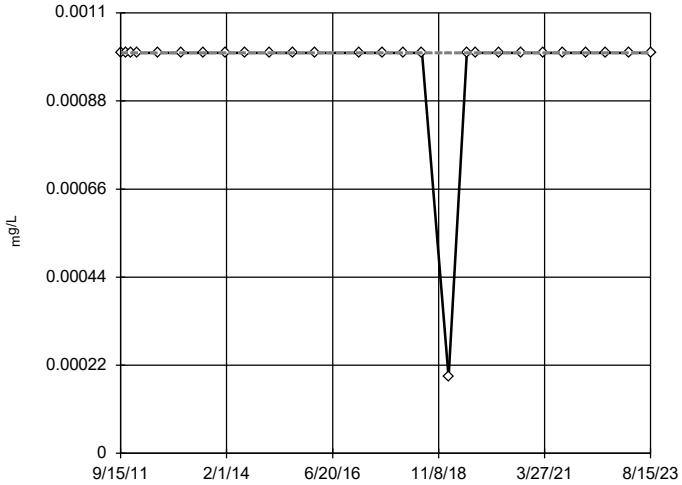

n = 27

No outliers found. Tukey's method selected by user.

Data were square root transformed to achieve best W statistic (graph shown in original units).

The results were invalidated, because the lower and upper quartiles are equal.

Constituent: Silver Analysis Run 3/26/2024 11:36 AM View: Appendix I & III - Intrawell
Plant Wansley Data: Wansley Landfill

Sanitas™ v.10.0.16 . UG

Tukey's Outlier Screening

GWC-33

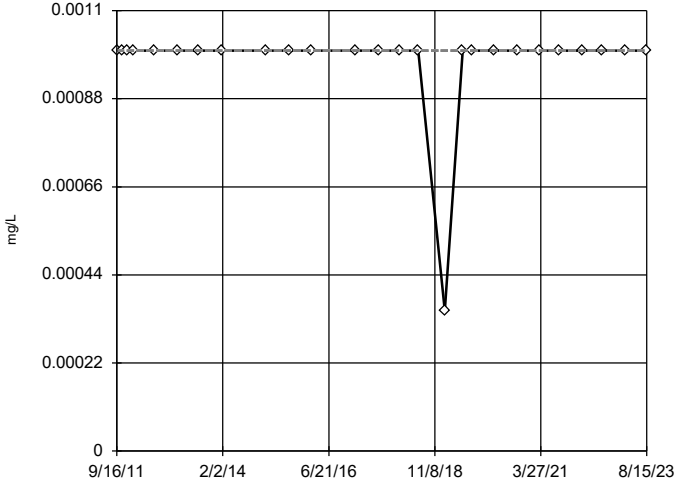

n = 26

No outliers found. Tukey's method selected by user.

Data were cube transformed to achieve best W statistic (graph shown in original units).

The results were invalidated, because the lower and upper quartiles are equal.

Constituent: Silver Analysis Run 3/26/2024 11:36 AM View: Appendix I & III - Intrawell
Plant Wansley Data: Wansley Landfill

Sanitas™ v.10.0.16 . UG

Tukey's Outlier Screening

GWC-34

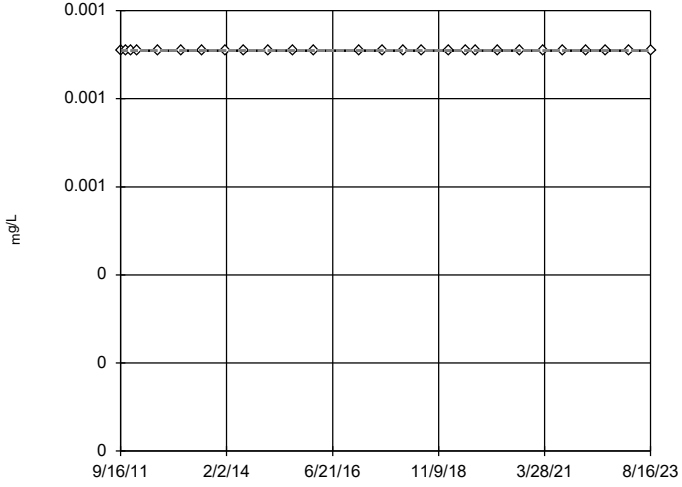

n = 27

No outliers found. Tukey's method selected by user.

Data were square root transformed to achieve best W statistic (graph shown in original units).

The results were invalidated, because the lower and upper quartiles are equal.

Constituent: Silver Analysis Run 3/26/2024 11:36 AM View: Appendix I & III - Intrawell
Plant Wansley Data: Wansley Landfill

Tukey's Outlier Screening

GWC-35

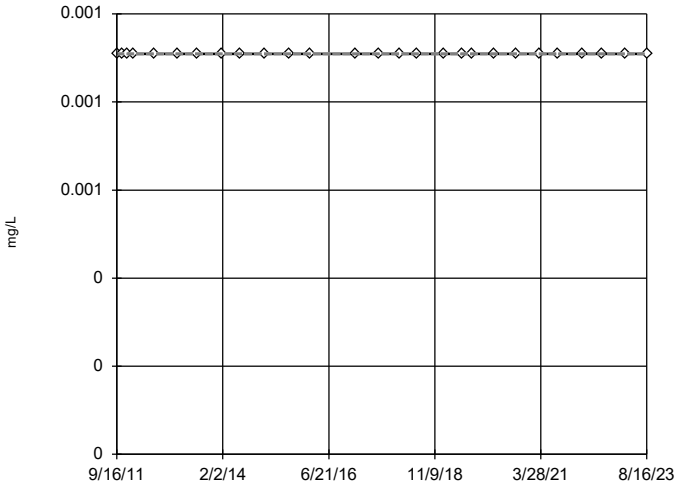

n = 27

No outliers found. Tukey's method selected by user.

Data were square root transformed to achieve best W statistic (graph shown in original units).

The results were invalidated, because the lower and upper quartiles are equal.

Constituent: Silver Analysis Run 3/26/2024 11:36 AM View: Appendix I & III - Intrawell
Plant Wansley Data: Wansley Landfill

Sanitas™ v.10.0.16 . UG

Tukey's Outlier Screening

GWC-5

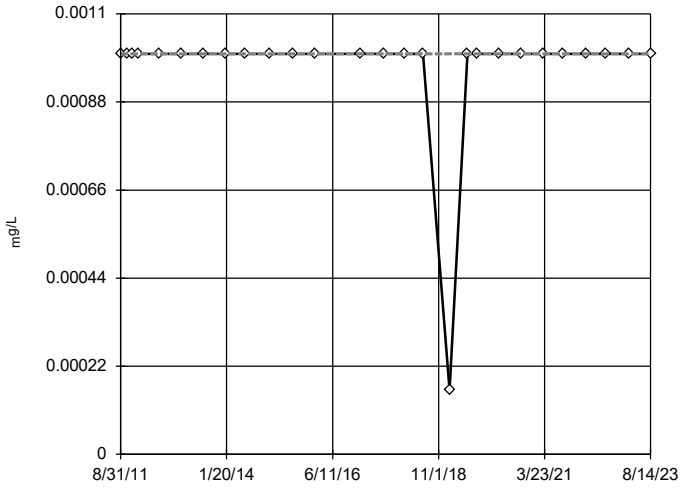

n = 27

No outliers found. Tukey's method selected by user.

Data were x^4 transformed to achieve best W statistic (graph shown in original units).

The results were invalidated, because the lower and upper quartiles are equal.

Constituent: Silver Analysis Run 3/26/2024 11:36 AM View: Appendix I & III - Intrawell
Plant Wansley Data: Wansley Landfill

Sanitas™ v.10.0.16 . UG

Tukey's Outlier Screening

GWC-6

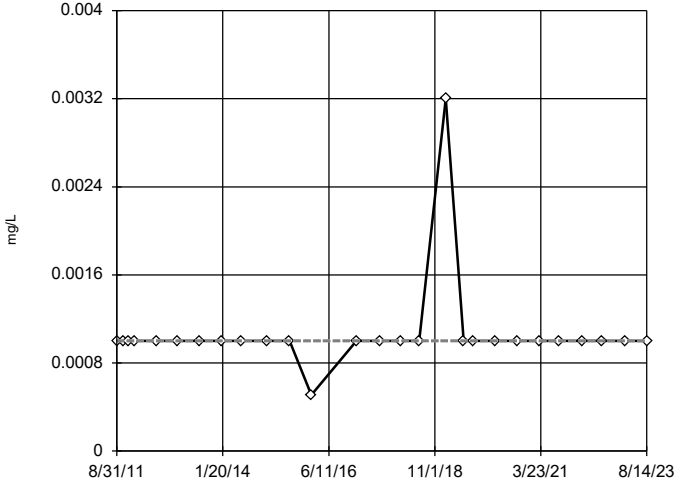

n = 27

No outliers found. Tukey's method selected by user.

Data were natural log transformed to achieve best W statistic (graph shown in original units).

The results were invalidated, because the lower and upper quartiles are equal.

Constituent: Silver Analysis Run 3/26/2024 11:36 AM View: Appendix I & III - Intrawell
Plant Wansley Data: Wansley Landfill

Sanitas™ v.10.0.16 . UG

Tukey's Outlier Screening

GWC-7

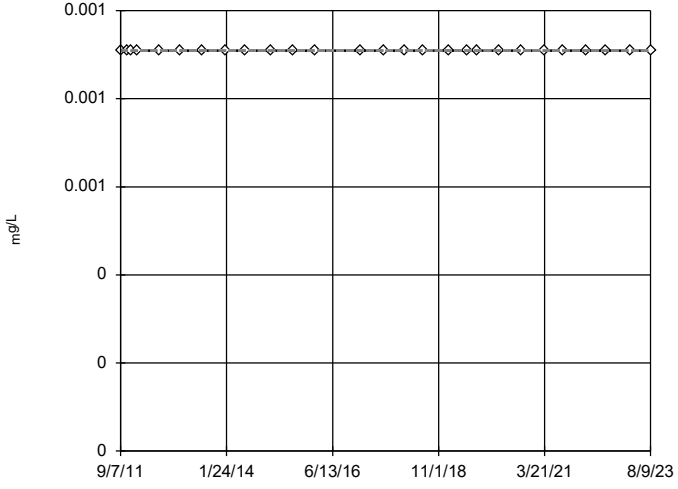

n = 27

No outliers found. Tukey's method selected by user.

Data were square root transformed to achieve best W statistic (graph shown in original units).

The results were invalidated, because the lower and upper quartiles are equal.

Constituent: Silver Analysis Run 3/26/2024 11:36 AM View: Appendix I & III - Intrawell
Plant Wansley Data: Wansley Landfill

Sanitas™ v.10.0.16 . UG

Tukey's Outlier Screening

GWC-8

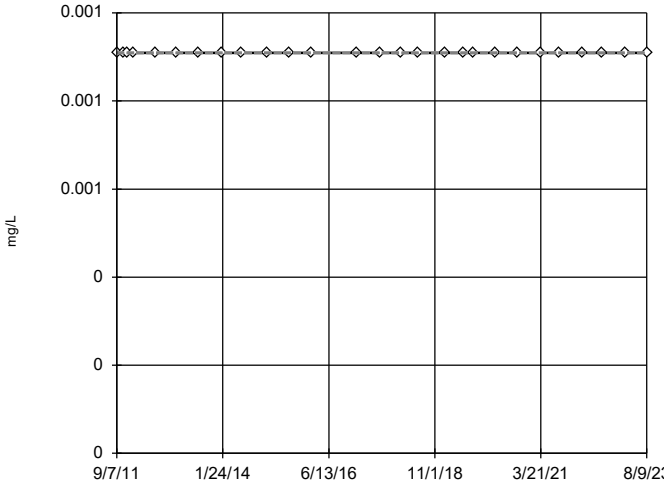

n = 27

No outliers found. Tukey's method selected by user.

Data were square root transformed to achieve best W statistic (graph shown in original units).

The results were invalidated, because the lower and upper quartiles are equal.

Constituent: Silver Analysis Run 3/26/2024 11:36 AM View: Appendix I & III - Intrawell
Plant Wansley Data: Wansley Landfill

Sanitas™ v.10.0.16 . UG

Tukey's Outlier Screening

GWC-9

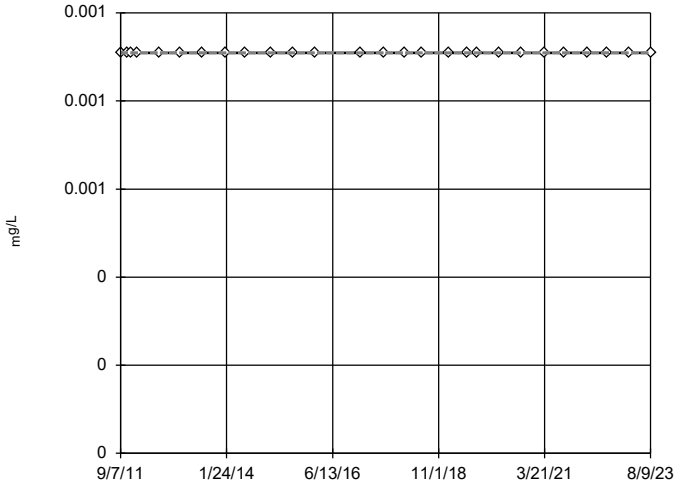

n = 27

No outliers found. Tukey's method selected by user.

Data were square root transformed to achieve best W statistic (graph shown in original units).

The results were invalidated, because the lower and upper quartiles are equal.

Constituent: Silver Analysis Run 3/26/2024 11:36 AM View: Appendix I & III - Intrawell
Plant Wansley Data: Wansley Landfill

Sanitas™ v.10.0.16 . UG

Tukey's Outlier Screening

GWA-1 (bg)

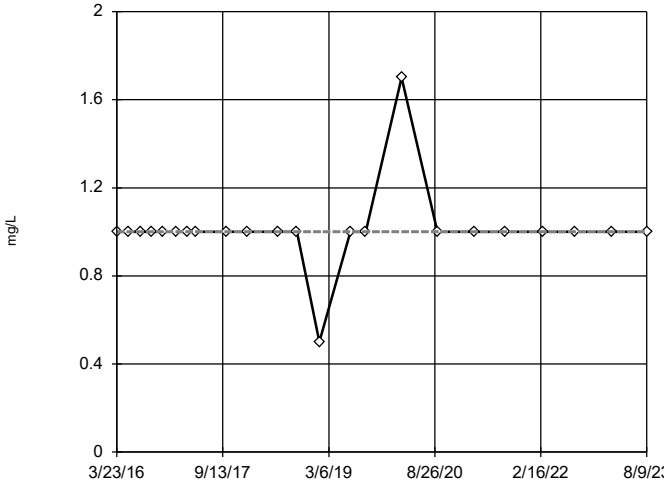

n = 23

No outliers found. Tukey's method selected by user.

Data were square root transformed to achieve best W statistic (graph shown in original units).

The results were invalidated, because the lower and upper quartiles are equal.

Constituent: Sulfate as SO4 Analysis Run 3/26/2024 11:36 AM View: Appendix I & III - Intrawell
Plant Wansley Data: Wansley Landfill

Sanitas™ v.10.0.16 . UG

Tukey's Outlier Screening

GWA-2 (bg)

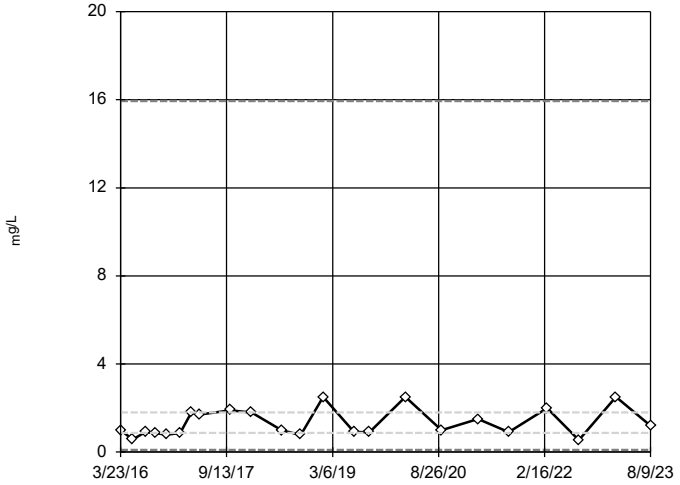

n = 23

No outliers found. Tukey's method selected by user.

Data were natural log transformed to achieve best W statistic (graph shown in original units).

High cutoff = 15.94, low cutoff = 0.09823, based on IQR multiplier of 3.

Constituent: Sulfate as SO4 Analysis Run 3/26/2024 11:36 AM View: Appendix I & III - Intrawell
Plant Wansley Data: Wansley Landfill

Tukey's Outlier Screening

GWA-28 (bg)

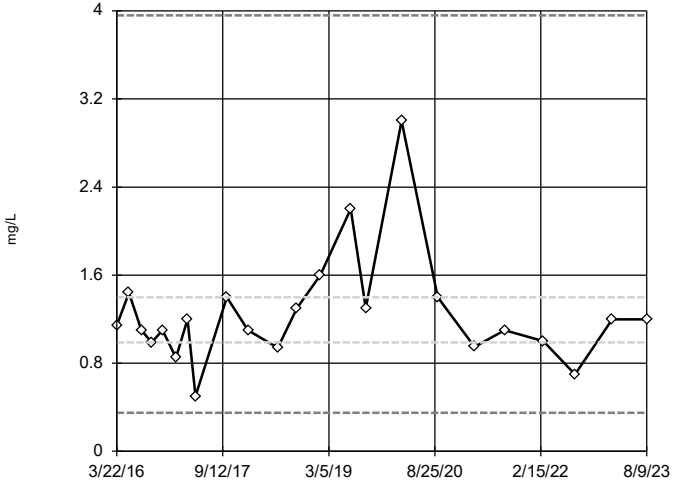

n = 23

No outliers found.
Tukey's method selected by user.

Data were natural log transformed to achieve best W statistic (graph shown in original units).

High cutoff = 3.959, low cutoff = 0.3501, based on IQR multiplier of 3.

Constituent: Sulfate as SO4 Analysis Run 3/26/2024 11:36 AM View: Appendix I & III - Intrawell
Plant Wansley Data: Wansley Landfill

Sanitas™ v.10.0.16 . UG

Tukey's Outlier Screening

GWA-29 (bg)

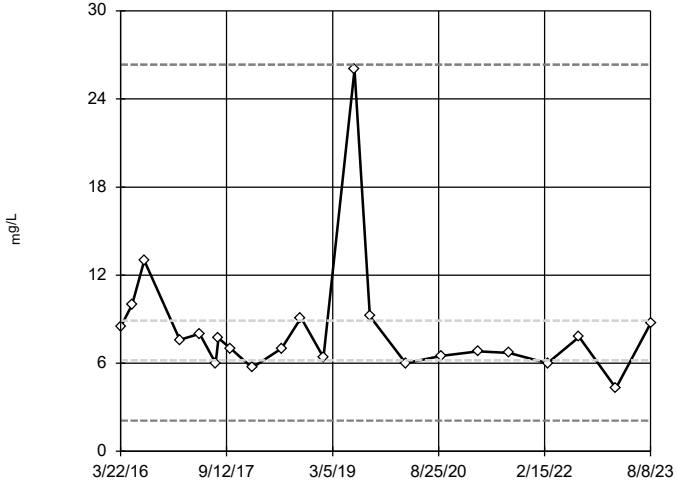

n = 22

No outliers found.
Tukey's method selected by user.

Data were natural log transformed to achieve best W statistic (graph shown in original units).

High cutoff = 26.34, low cutoff = 2.093, based on IQR multiplier of 3.

Constituent: Sulfate as SO4 Analysis Run 3/26/2024 11:36 AM View: Appendix I & III - Intrawell
Plant Wansley Data: Wansley Landfill

Sanitas™ v.10.0.16 . UG

Tukey's Outlier Screening

GWA-3 (bg)

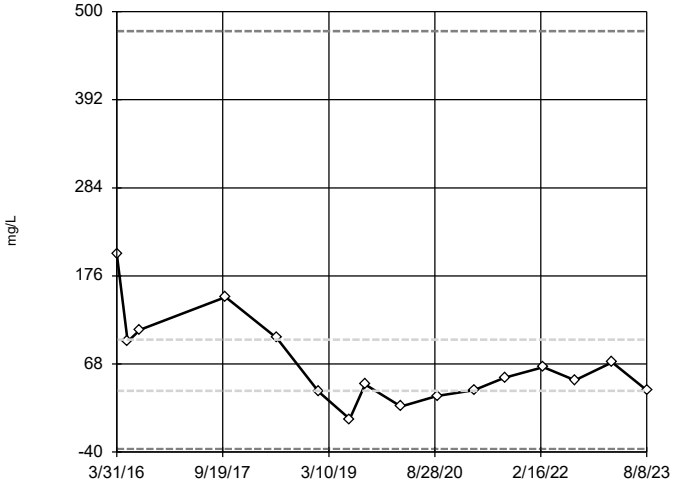

n = 16

No outliers found.
Tukey's method selected by user.

Data were square root transformed to achieve best W statistic (graph shown in original units).

High cutoff = 476.1, low cutoff = -36.14, based on IQR multiplier of 3.

Constituent: Sulfate as SO4 Analysis Run 3/26/2024 11:36 AM View: Appendix I & III - Intrawell
Plant Wansley Data: Wansley Landfill

Sanitas™ v.10.0.16 . UG

Tukey's Outlier Screening

GWA-4 (bg)

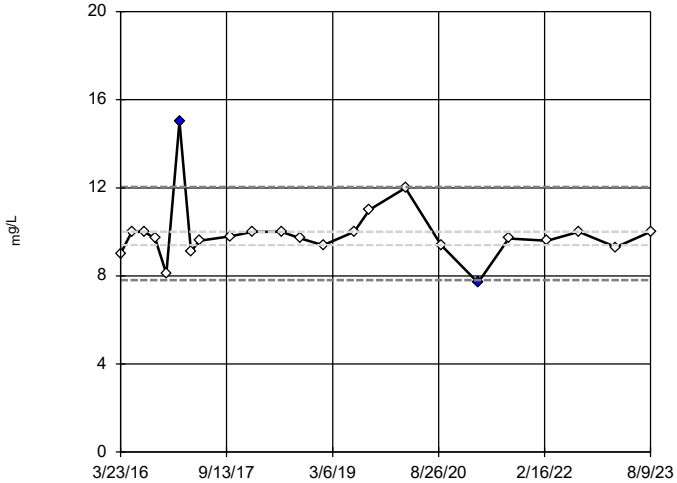

n = 23

Outliers are drawn as solid.
Tukey's method selected by user.

Data were natural log transformed to achieve best W statistic (graph shown in original units).

High cutoff = 12.04, low cutoff = 7.807, based on IQR multiplier of 3.

Constituent: Sulfate as SO4 Analysis Run 3/26/2024 11:36 AM View: Appendix I & III - Intrawell
Plant Wansley Data: Wansley Landfill

Tukey's Outlier Screening

GWC-10

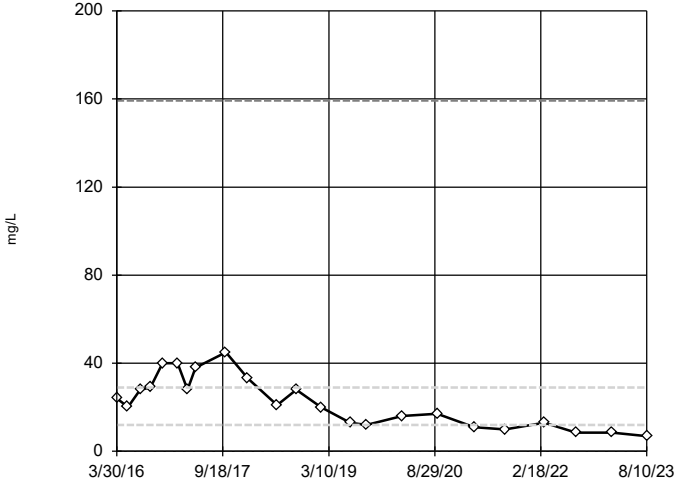

n = 23

No outliers found. Tukey's method selected by user.

Data were cube root transformed to achieve best W statistic (graph shown in original units).

High cutoff = 159.3, low cutoff = -0.0002079, based on IQR multiplier of 3.

Constituent: Sulfate as SO4 Analysis Run 3/26/2024 11:36 AM View: Appendix I & III - Intrawell
Plant Wansley Data: Wansley Landfill

Sanitas™ v.10.0.16 . UG

Tukey's Outlier Screening

GWC-11

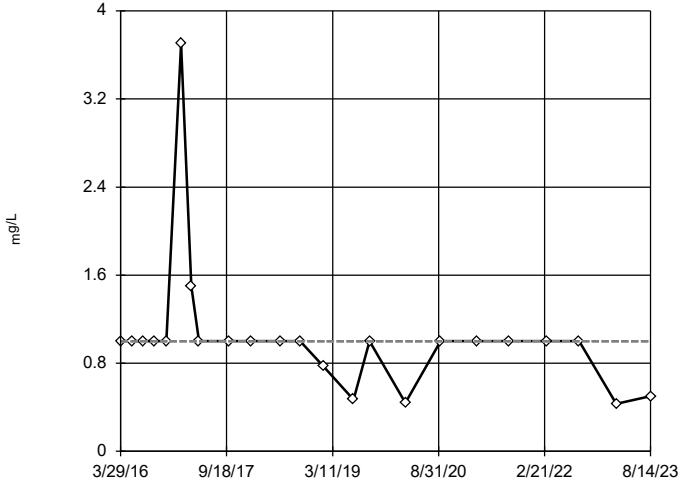

n = 23

No outliers found. Tukey's method selected by user.

Data were natural log transformed to achieve best W statistic (graph shown in original units).

The results were invalidated, because the lower and upper quartiles are equal.

Constituent: Sulfate as SO4 Analysis Run 3/26/2024 11:36 AM View: Appendix I & III - Intrawell
Plant Wansley Data: Wansley Landfill

Sanitas™ v.10.0.16 . UG

Tukey's Outlier Screening

GWC-12

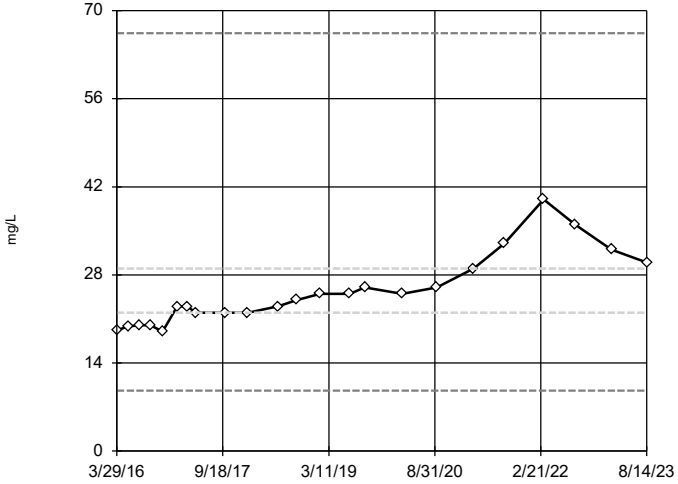

n = 23

No outliers found. Tukey's method selected by user.

Data were natural log transformed to achieve best W statistic (graph shown in original units).

High cutoff = 66.42, low cutoff = 9.605, based on IQR multiplier of 3.

Constituent: Sulfate as SO4 Analysis Run 3/26/2024 11:36 AM View: Appendix I & III - Intrawell
Plant Wansley Data: Wansley Landfill

Sanitas™ v.10.0.16 . UG

Tukey's Outlier Screening

GWC-13

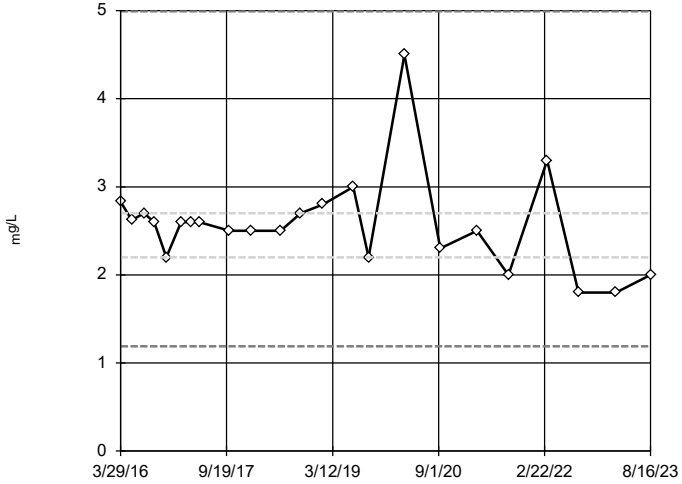

n = 23

No outliers found. Tukey's method selected by user.

Data were natural log transformed to achieve best W statistic (graph shown in original units).

High cutoff = 4.991, low cutoff = 1.19, based on IQR multiplier of 3.

Constituent: Sulfate as SO4 Analysis Run 3/26/2024 11:36 AM View: Appendix I & III - Intrawell
Plant Wansley Data: Wansley Landfill

Sanitas™ v.10.0.16 . UG

Tukey's Outlier Screening

GWC-14

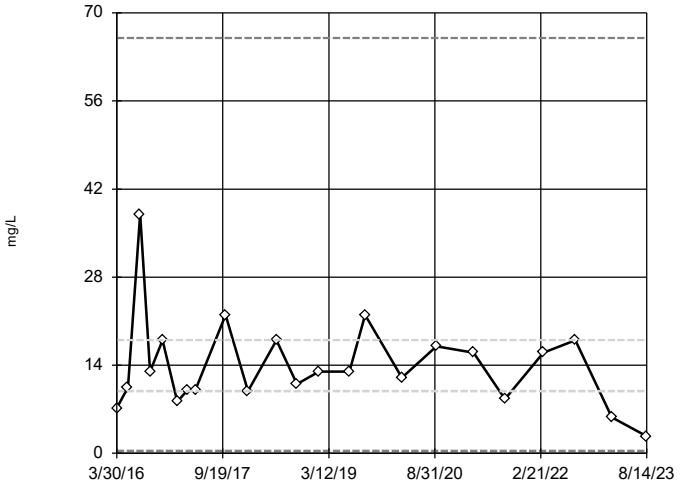

n = 23

No outliers found. Tukey's method selected by user.

Data were cube root transformed to achieve best W statistic (graph shown in original units).

High cutoff = 66, low cutoff = 0.3838, based on IQR multiplier of 3.

Constituent: Sulfate as SO4 Analysis Run 3/26/2024 11:36 AM View: Appendix I & III - Intrawell
Plant Wansley Data: Wansley Landfill

Sanitas™ v.10.0.16 . UG

Tukey's Outlier Screening

GWC-15

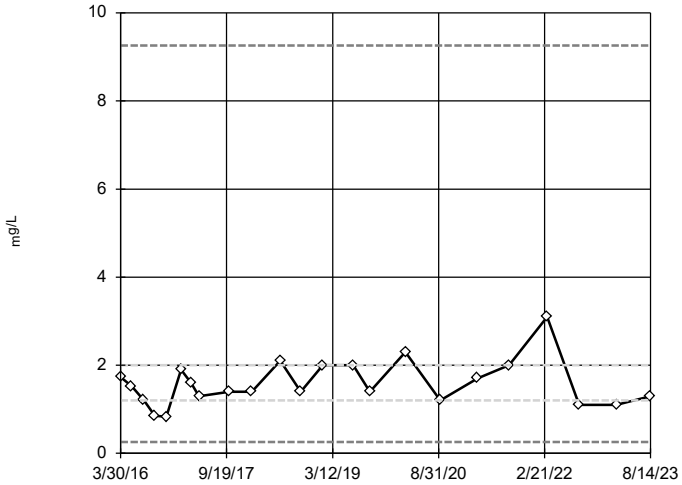

n = 23

No outliers found. Tukey's method selected by user.

Data were natural log transformed to achieve best W statistic (graph shown in original units).

High cutoff = 9.259, low cutoff = 0.2592, based on IQR multiplier of 3.

Constituent: Sulfate as SO4 Analysis Run 3/26/2024 11:36 AM View: Appendix I & III - Intrawell
Plant Wansley Data: Wansley Landfill

Sanitas™ v.10.0.16 . UG

Tukey's Outlier Screening

GWC-16

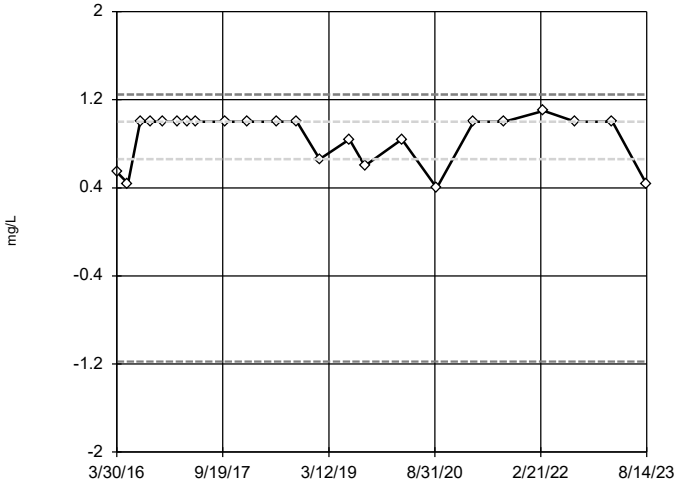

n = 23

No outliers found. Tukey's method selected by user.

Data were x^6 transformed to achieve best W statistic (graph shown in original units).

High cutoff = 1.247, low cutoff = -1.178, based on IQR multiplier of 3.

Constituent: Sulfate as SO4 Analysis Run 3/26/2024 11:36 AM View: Appendix I & III - Intrawell
Plant Wansley Data: Wansley Landfill

Sanitas™ v.10.0.16 . UG

Tukey's Outlier Screening

GWC-17

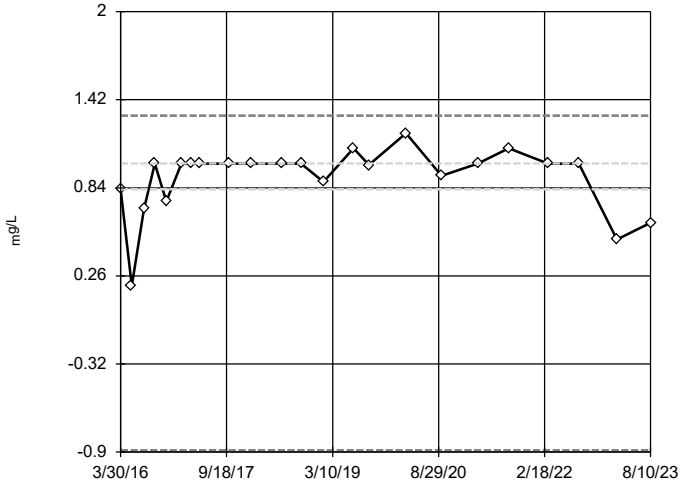

n = 23

No outliers found. Tukey's method selected by user.

Data were cube transformed to achieve best W statistic (graph shown in original units).

High cutoff = 1.316, low cutoff = -0.8888, based on IQR multiplier of 3.

Constituent: Sulfate as SO4 Analysis Run 3/26/2024 11:36 AM View: Appendix I & III - Intrawell
Plant Wansley Data: Wansley Landfill

Sanitas™ v.10.0.16 . UG

Tukey's Outlier Screening

GWC-18

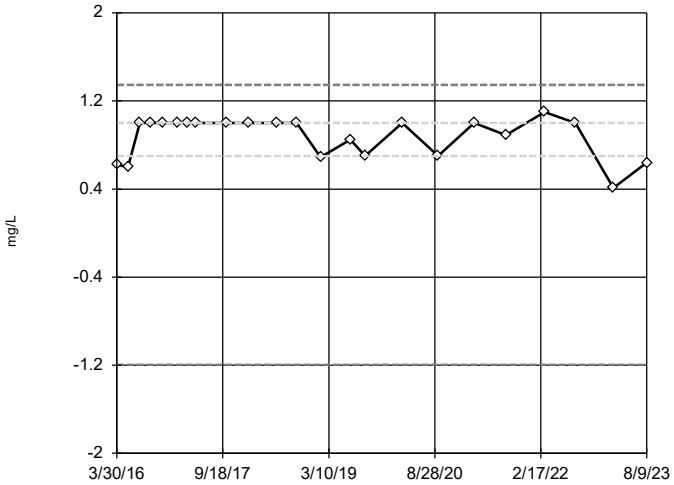

n = 23

No outliers found. Tukey's method selected by user.

Data were x^4 transformed to achieve best W statistic (graph shown in original units).

High cutoff = 1.346, low cutoff = -1.195, based on IQR multiplier of 3.

Constituent: Sulfate as SO4 Analysis Run 3/26/2024 11:36 AM View: Appendix I & III - Intrawell
Plant Wansley Data: Wansley Landfill

Sanitas™ v.10.0.16 . UG

Tukey's Outlier Screening

GWC-19

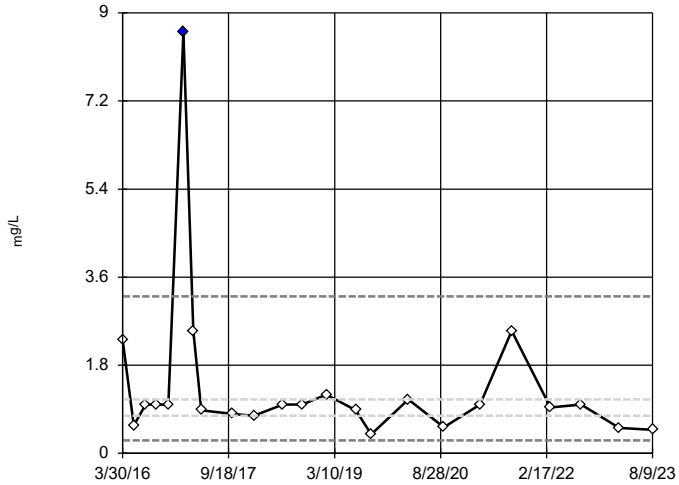

n = 23

Outlier is drawn as solid. Tukey's method selected by user.

Data were natural log transformed to achieve best W statistic (graph shown in original units).

High cutoff = 3.207, low cutoff = 0.2641, based on IQR multiplier of 3.

Constituent: Sulfate as SO4 Analysis Run 3/26/2024 11:36 AM View: Appendix I & III - Intrawell
Plant Wansley Data: Wansley Landfill

Sanitas™ v.10.0.16 . UG

Tukey's Outlier Screening

GWC-20

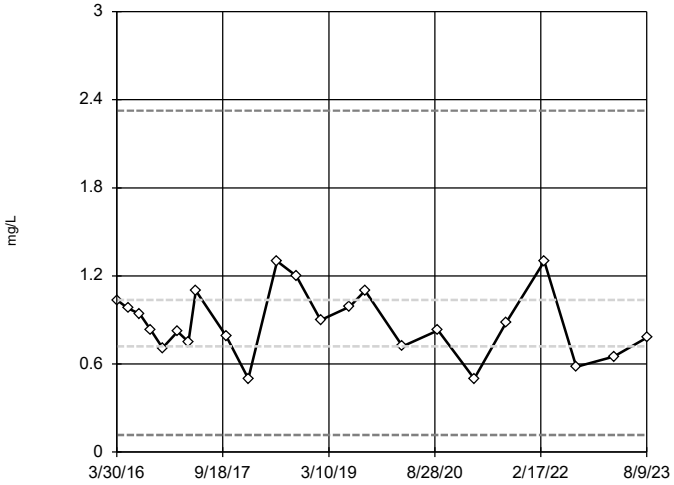

n = 23

No outliers found. Tukey's method selected by user.

Data were square root transformed to achieve best W statistic (graph shown in original units).

High cutoff = 2.326, low cutoff = 0.1164, based on IQR multiplier of 3.

Constituent: Sulfate as SO4 Analysis Run 3/26/2024 11:36 AM View: Appendix I & III - Intrawell
Plant Wansley Data: Wansley Landfill

Sanitas™ v.10.0.16 . UG

Tukey's Outlier Screening

GWC-21

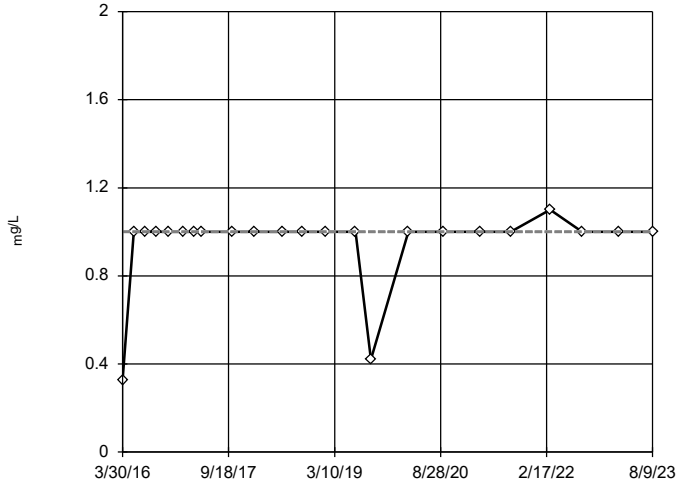

n = 23

No outliers found. Tukey's method selected by user.

Data were x^6 transformed to achieve best W statistic (graph shown in original units).

The results were invalidated, because the lower and upper quartiles are equal.

Constituent: Sulfate as SO4 Analysis Run 3/26/2024 11:36 AM View: Appendix I & III - Intrawell
Plant Wansley Data: Wansley Landfill

Tukey's Outlier Screening

GWC-22

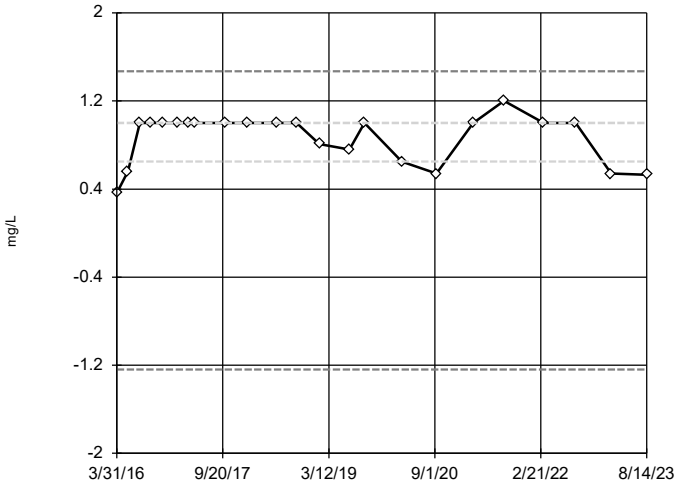

n = 23

No outliers found. Tukey's method selected by user.

Data were cube transformed to achieve best W statistic (graph shown in original units).

High cutoff = 1.47, low cutoff = -1.239, based on IQR multiplier of 3.

Constituent: Sulfate as SO4 Analysis Run 3/26/2024 11:36 AM View: Appendix I & III - Intrawell
Plant Wansley Data: Wansley Landfill

Sanitas™ v.10.0.16 . UG

Tukey's Outlier Screening

GWC-23

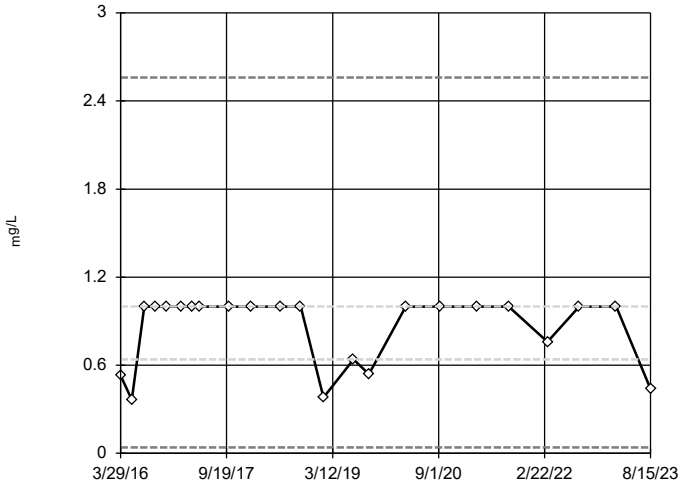

n = 23

No outliers found. Tukey's method selected by user.

Data were square root transformed to achieve best W statistic (graph shown in original units).

High cutoff = 2.56, low cutoff = 0.04, based on IQR multiplier of 3.

Constituent: Sulfate as SO4 Analysis Run 3/26/2024 11:36 AM View: Appendix I & III - Intrawell
Plant Wansley Data: Wansley Landfill

Sanitas™ v.10.0.16 . UG

Tukey's Outlier Screening

GWC-24

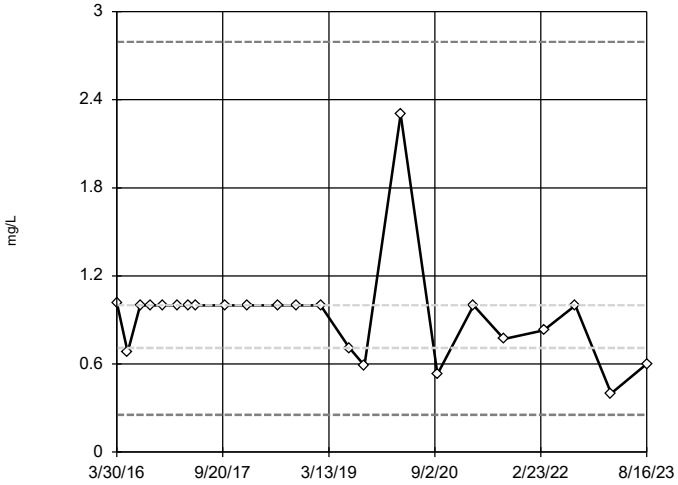

n = 23

No outliers found. Tukey's method selected by user.

Data were natural log transformed to achieve best W statistic (graph shown in original units).

High cutoff = 2.794, low cutoff = 0.2541, based on IQR multiplier of 3.

Constituent: Sulfate as SO4 Analysis Run 3/26/2024 11:36 AM View: Appendix I & III - Intrawell
Plant Wansley Data: Wansley Landfill

Sanitas™ v.10.0.16 . UG

Tukey's Outlier Screening

GWC-25

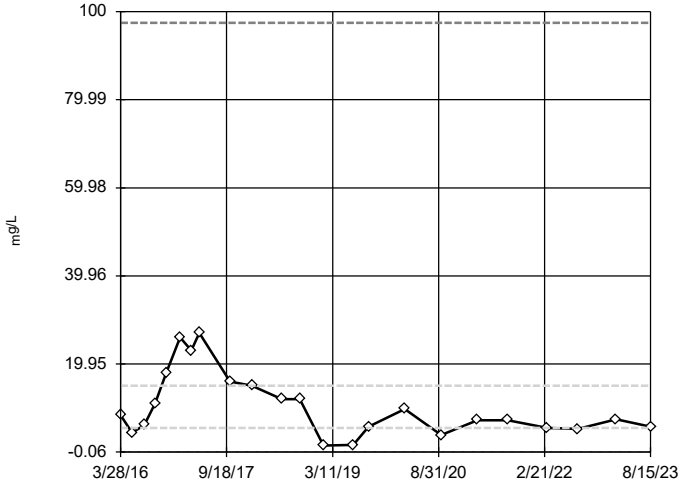

n = 23

No outliers found. Tukey's method selected by user.

Data were cube root transformed to achieve best W statistic (graph shown in original units).

High cutoff = 97.44, low cutoff = -0.0553, based on IQR multiplier of 3.

Constituent: Sulfate as SO4 Analysis Run 3/26/2024 11:36 AM View: Appendix I & III - Intrawell
Plant Wansley Data: Wansley Landfill

Sanitas™ v.10.0.16 . UG

Tukey's Outlier Screening

GWC-26

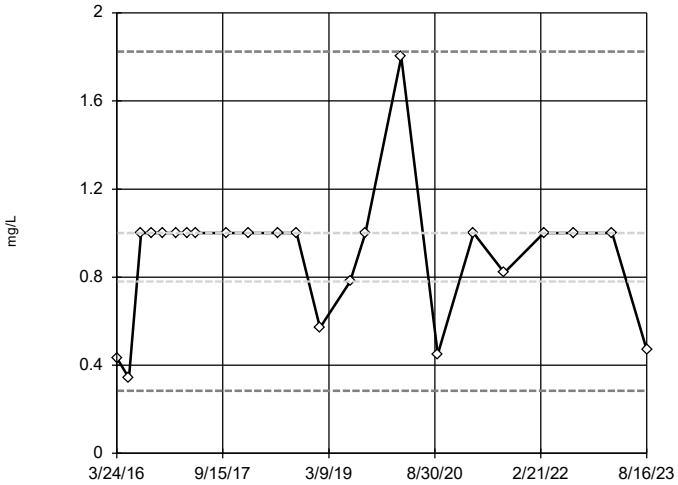

n = 23

No outliers found. Tukey's method selected by user.

Data were square root transformed to achieve best W statistic (graph shown in original units).

High cutoff = 1.824, low cutoff = 0.2838, based on IQR multiplier of 3.

Constituent: Sulfate as SO4 Analysis Run 3/26/2024 11:36 AM View: Appendix I & III - Intrawell
Plant Wansley Data: Wansley Landfill

Sanitas™ v.10.0.16 . UG

Tukey's Outlier Screening

GWC-27

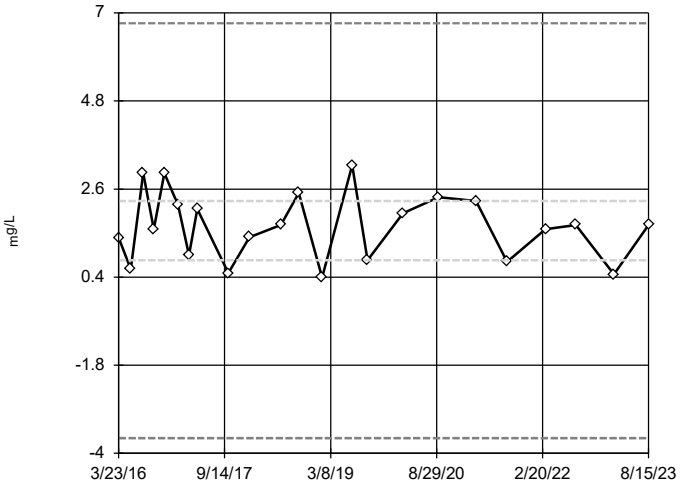

n = 23

No outliers found. Tukey's method selected by user.

Ladder of Powers transformations did not improve normality; analysis run on raw data.

High cutoff = 6.74, low cutoff = -3.62, based on IQR multiplier of 3.

Constituent: Sulfate as SO4 Analysis Run 3/26/2024 11:37 AM View: Appendix I & III - Intrawell
Plant Wansley Data: Wansley Landfill

Sanitas™ v.10.0.16 . UG

Tukey's Outlier Screening

GWC-30

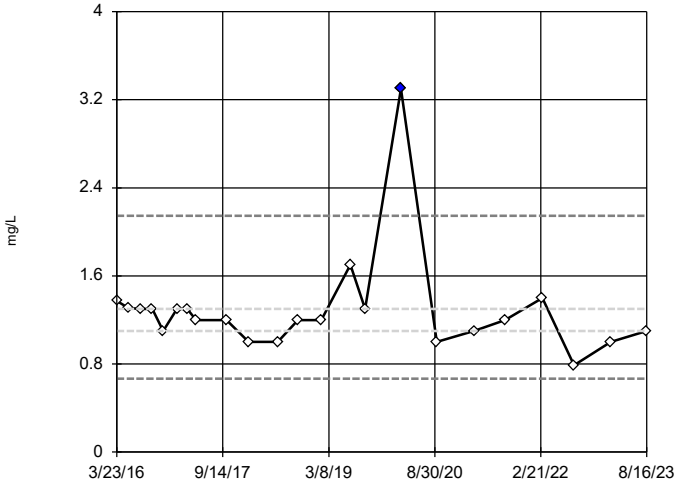

n = 23

Outlier is drawn as solid. Tukey's method selected by user.

Data were natural log transformed to achieve best W statistic (graph shown in original units).

High cutoff = 2.146, low cutoff = 0.6664, based on IQR multiplier of 3.

Constituent: Sulfate as SO4 Analysis Run 3/26/2024 11:37 AM View: Appendix I & III - Intrawell
Plant Wansley Data: Wansley Landfill

Sanitas™ v.10.0.16 . UG

Tukey's Outlier Screening

GWC-31

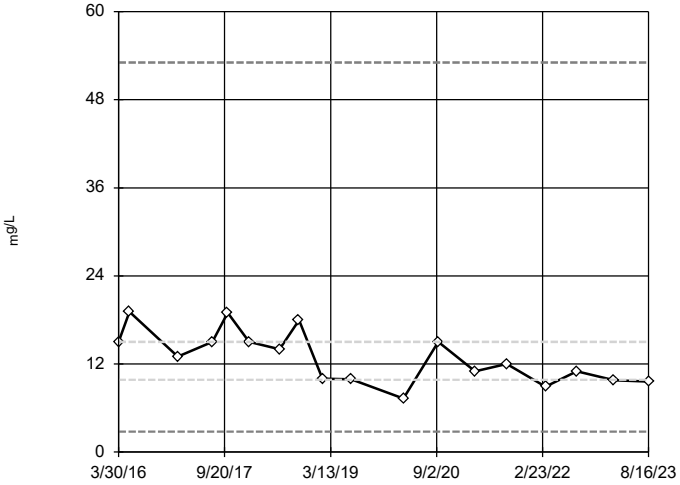

n = 18

No outliers found. Tukey's method selected by user.

Data were natural log transformed to achieve best W statistic (graph shown in original units).

High cutoff = 53.06, low cutoff = 2.786, based on IQR multiplier of 3.

Constituent: Sulfate as SO4 Analysis Run 3/26/2024 11:37 AM View: Appendix I & III - Intrawell
Plant Wansley Data: Wansley Landfill

Sanitas™ v.10.0.16 . UG

Tukey's Outlier Screening

GWC-32

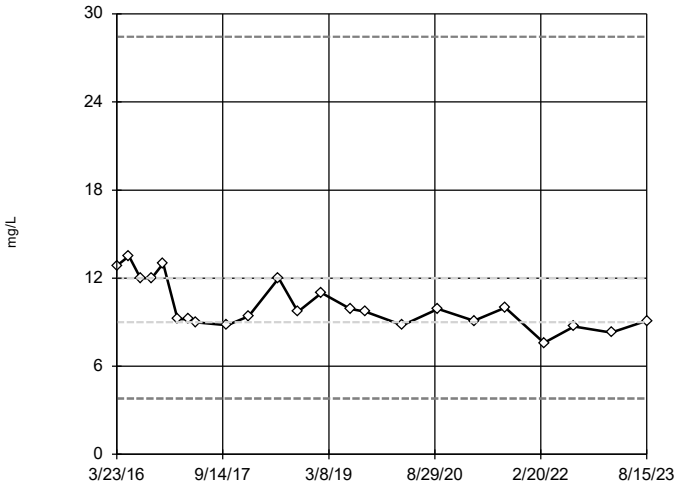

n = 23

No outliers found. Tukey's method selected by user.

Data were natural log transformed to achieve best W statistic (graph shown in original units).

High cutoff = 28.44, low cutoff = 3.797, based on IQR multiplier of 3.

Constituent: Sulfate as SO4 Analysis Run 3/26/2024 11:37 AM View: Appendix I & III - Intrawell
Plant Wansley Data: Wansley Landfill

Sanitas™ v.10.0.16 . UG

Tukey's Outlier Screening

GWC-33

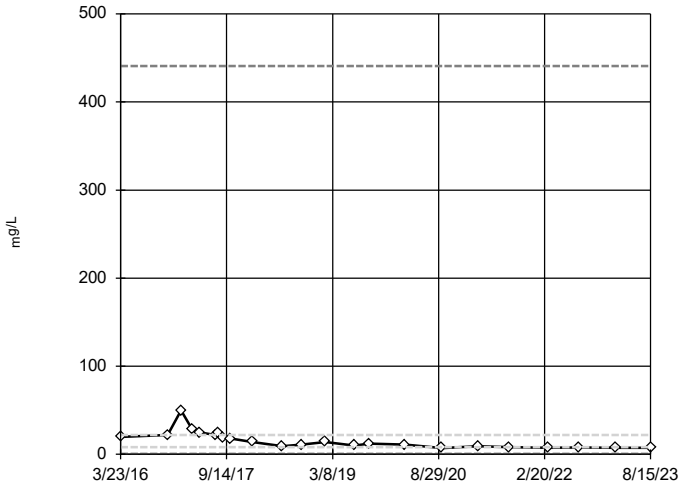

n = 23

No outliers found. Tukey's method selected by user.

Data were natural log transformed to achieve best W statistic (graph shown in original units).

High cutoff = 440.8, low cutoff = 0.4043, based on IQR multiplier of 3.

Constituent: Sulfate as SO4 Analysis Run 3/26/2024 11:37 AM View: Appendix I & III - Intrawell
Plant Wansley Data: Wansley Landfill

Sanitas™ v.10.0.16 . UG

Tukey's Outlier Screening

GWC-34

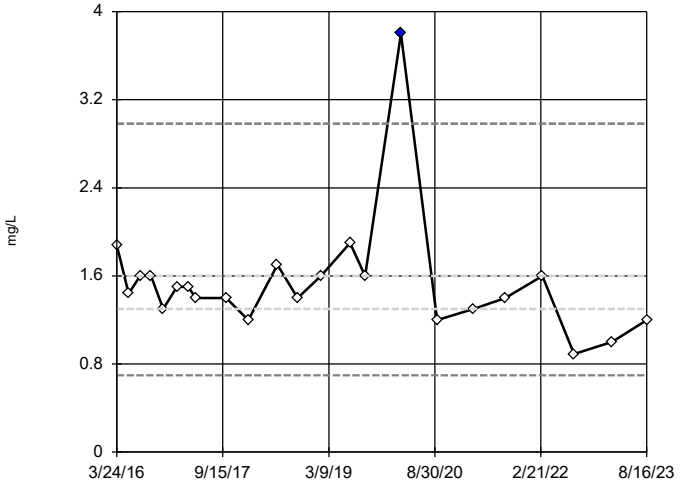

n = 23

Outlier is drawn as solid. Tukey's method selected by user.

Data were natural log transformed to achieve best W statistic (graph shown in original units).

High cutoff = 2.983, low cutoff = 0.6973, based on IQR multiplier of 3.

Constituent: Sulfate as SO4 Analysis Run 3/26/2024 11:37 AM View: Appendix I & III - Intrawell
Plant Wansley Data: Wansley Landfill

Sanitas™ v.10.0.16 . UG

Tukey's Outlier Screening

GWC-35

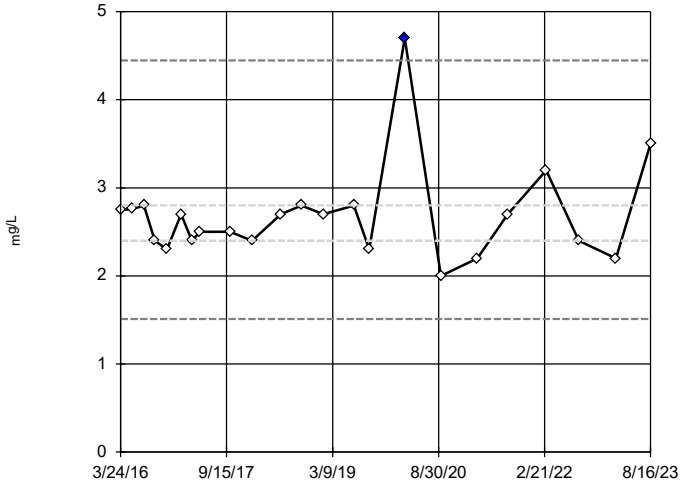

n = 23

Outlier is drawn as solid. Tukey's method selected by user.

Data were natural log transformed to achieve best W statistic (graph shown in original units).

High cutoff = 4.446, low cutoff = 1.511, based on IQR multiplier of 3.

Constituent: Sulfate as SO4 Analysis Run 3/26/2024 11:37 AM View: Appendix I & III - Intrawell
Plant Wansley Data: Wansley Landfill

Sanitas™ v.10.0.16 . UG

Tukey's Outlier Screening

GWC-5

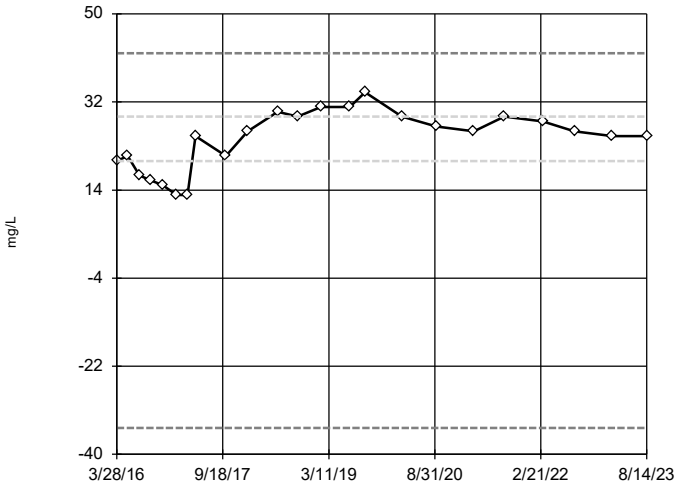

n = 23

No outliers found. Tukey's method selected by user.

Data were cube transformed to achieve best W statistic (graph shown in original units).

High cutoff = 41.94, low cutoff = -34.61, based on IQR multiplier of 3.

Constituent: Sulfate as SO4 Analysis Run 3/26/2024 11:37 AM View: Appendix I & III - Intrawell
Plant Wansley Data: Wansley Landfill

Sanitas™ v.10.0.16 . UG

Tukey's Outlier Screening

GWC-6

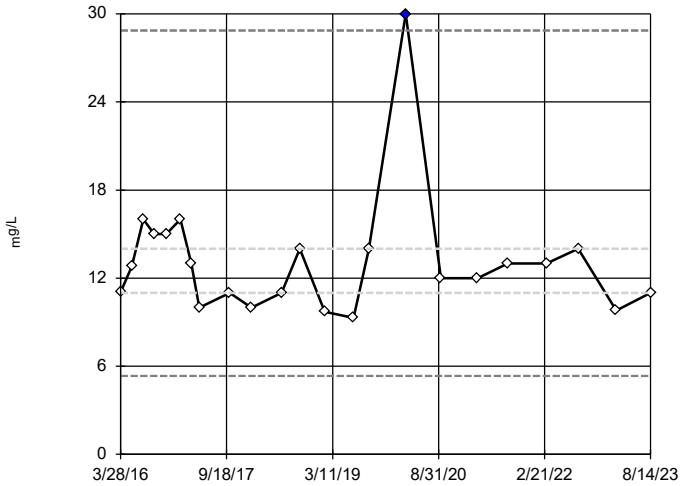

n = 23

Outlier is drawn as solid. Tukey's method selected by user.

Data were natural log transformed to achieve best W statistic (graph shown in original units).

High cutoff = 28.86, low cutoff = 5.336, based on IQR multiplier of 3.

Constituent: Sulfate as SO4 Analysis Run 3/26/2024 11:37 AM View: Appendix I & III - Intrawell
Plant Wansley Data: Wansley Landfill

Sanitas™ v.10.0.16 . UG

Tukey's Outlier Screening

GWC-7

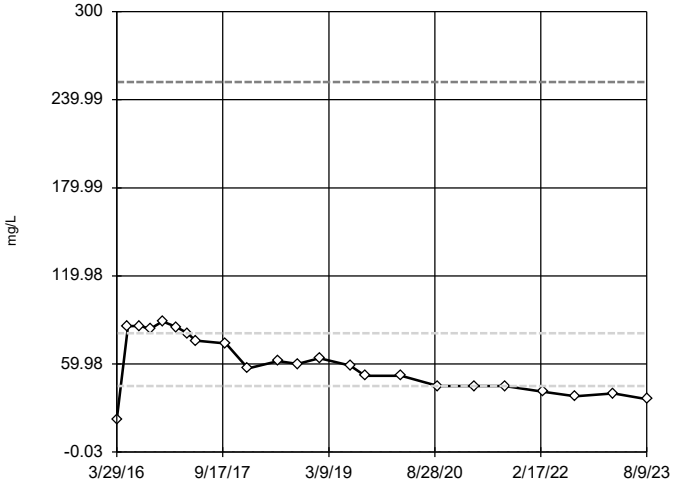

n = 23

No outliers found. Tukey's method selected by user.

Data were square root transformed to achieve best W statistic (graph shown in original units).

High cutoff = 252, low cutoff = -0.02795, based on IQR multiplier of 3.

Constituent: Sulfate as SO4 Analysis Run 3/26/2024 11:37 AM View: Appendix I & III - Intrawell
Plant Wansley Data: Wansley Landfill

Sanitas™ v.10.0.16 . UG

Tukey's Outlier Screening

GWC-8

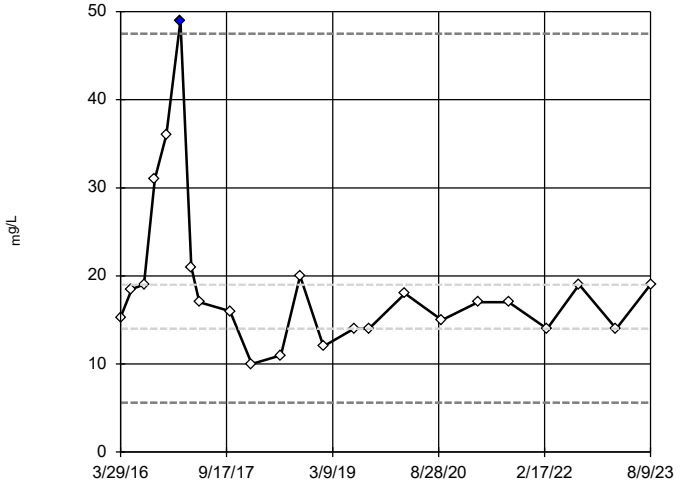

n = 23

Outlier is drawn as solid. Tukey's method selected by user.

Data were natural log transformed to achieve best W statistic (graph shown in original units).

High cutoff = 47.49, low cutoff = 5.601, based on IQR multiplier of 3.

Constituent: Sulfate as SO4 Analysis Run 3/26/2024 11:37 AM View: Appendix I & III - Intrawell
Plant Wansley Data: Wansley Landfill

Sanitas™ v.10.0.16 . UG

Tukey's Outlier Screening

GWC-9

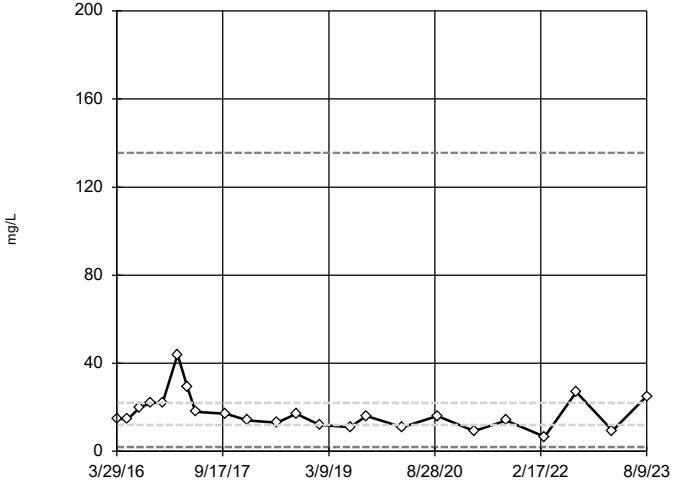

n = 23

No outliers found. Tukey's method selected by user.

Data were natural log transformed to achieve best W statistic (graph shown in original units).

High cutoff = 135.6, low cutoff = 1.947, based on IQR multiplier of 3.

Constituent: Sulfate as SO4 Analysis Run 3/26/2024 11:37 AM View: Appendix I & III - Intrawell
Plant Wansley Data: Wansley Landfill

Sanitas™ v.10.0.16 . UG

Tukey's Outlier Screening

GWA-1 (bg)

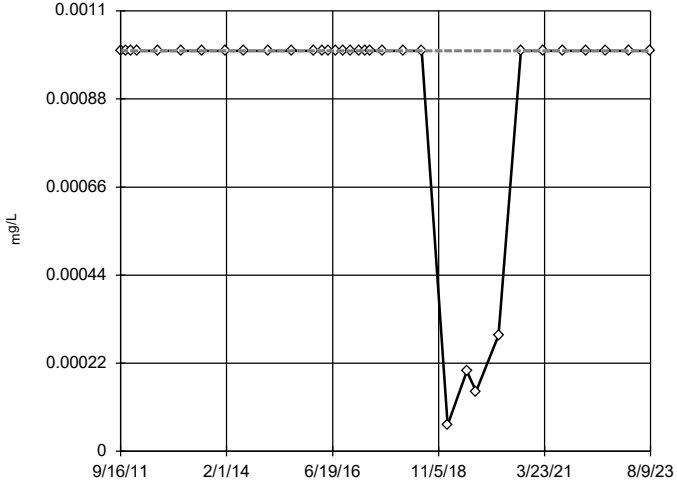

n = 34

No outliers found. Tukey's method selected by user.

Data were cube root transformed to achieve best W statistic (graph shown in original units).

The results were invalidated, because the lower and upper quartiles are equal.

Constituent: Thallium Analysis Run 3/26/2024 11:37 AM View: Appendix I & III - Intrawell
Plant Wansley Data: Wansley Landfill

Sanitas™ v.10.0.16 . UG

Tukey's Outlier Screening

GWA-2 (bg)

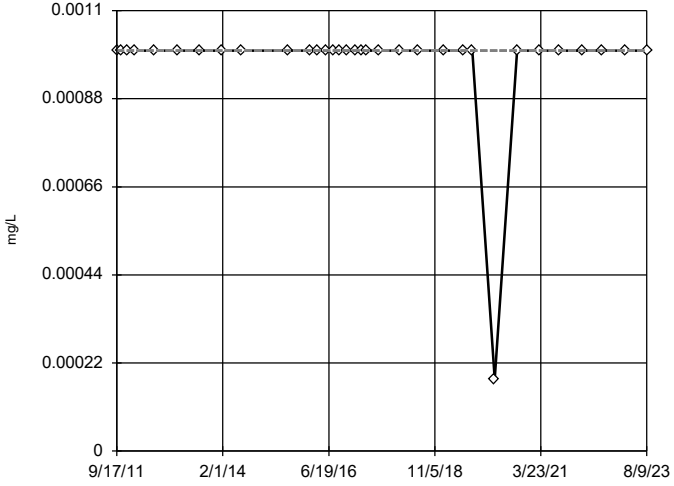

n = 33

No outliers found. Tukey's method selected by user.

Data were x^5 transformed to achieve best W statistic (graph shown in original units).

The results were invalidated, because the lower and upper quartiles are equal.

Constituent: Thallium Analysis Run 3/26/2024 11:37 AM View: Appendix I & III - Intrawell
Plant Wansley Data: Wansley Landfill

Sanitas™ v.10.0.16 . UG

Tukey's Outlier Screening

GWA-28 (bg)

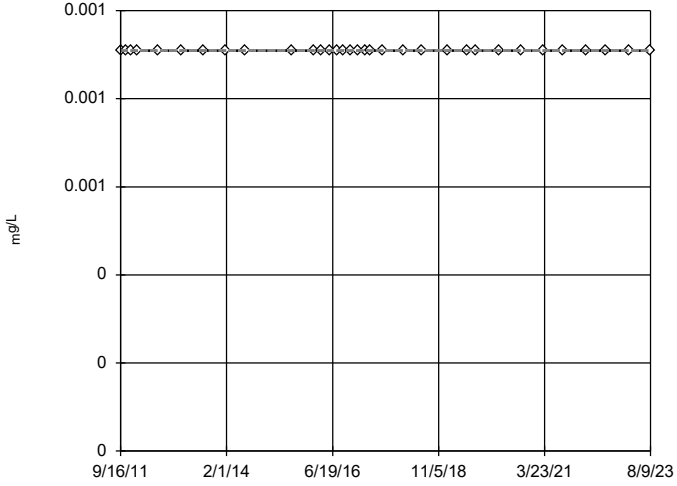

n = 33

No outliers found. Tukey's method selected by user.

Data were square root transformed to achieve best W statistic (graph shown in original units).

The results were invalidated, because the lower and upper quartiles are equal.

Constituent: Thallium Analysis Run 3/26/2024 11:37 AM View: Appendix I & III - Intrawell
Plant Wansley Data: Wansley Landfill

Sanitas™ v.10.0.16 . UG

Tukey's Outlier Screening

GWA-29 (bg)

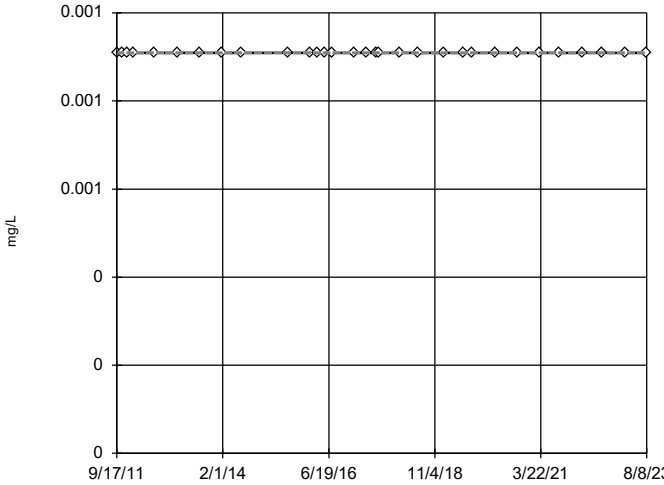

n = 31

No outliers found. Tukey's method selected by user.

Data were square root transformed to achieve best W statistic (graph shown in original units).

The results were invalidated, because the lower and upper quartiles are equal.

Constituent: Thallium Analysis Run 3/26/2024 11:37 AM View: Appendix I & III - Intrawell
Plant Wansley Data: Wansley Landfill

Sanitas™ v.10.0.16 . UG

Tukey's Outlier Screening

GWA-3 (bg)

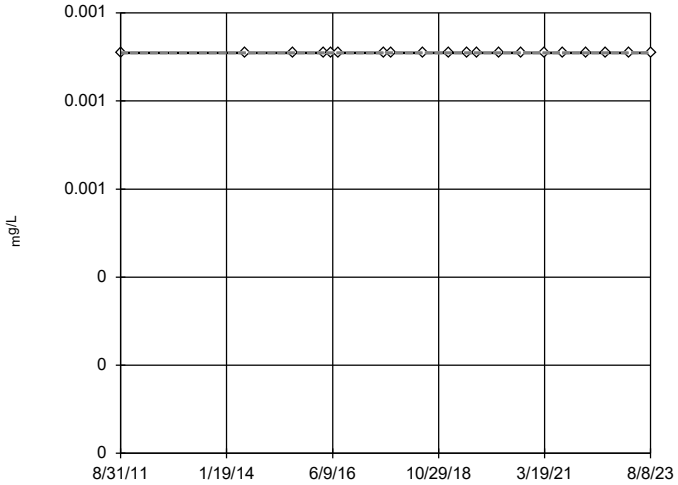

n = 20

No outliers found. Tukey's method selected by user.

Data were square root transformed to achieve best W statistic (graph shown in original units).

The results were invalidated, because the lower and upper quartiles are equal.

Constituent: Thallium Analysis Run 3/26/2024 11:37 AM View: Appendix I & III - Intrawell
Plant Wansley Data: Wansley Landfill

Sanitas™ v.10.0.16 . UG

Tukey's Outlier Screening

GWA-4 (bg)

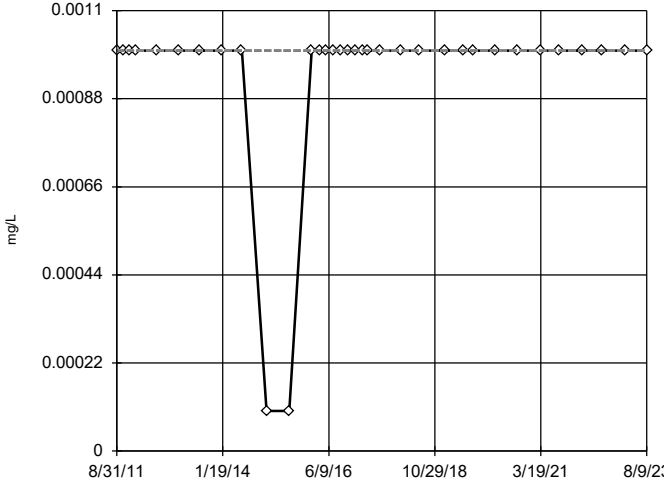

n = 34

No outliers found. Tukey's method selected by user.

Data were square root transformed to achieve best W statistic (graph shown in original units).

The results were invalidated, because the lower and upper quartiles are equal.

Constituent: Thallium Analysis Run 3/26/2024 11:37 AM View: Appendix I & III - Intrawell
Plant Wansley Data: Wansley Landfill

Sanitas™ v.10.0.16 . UG

Tukey's Outlier Screening

GWC-10

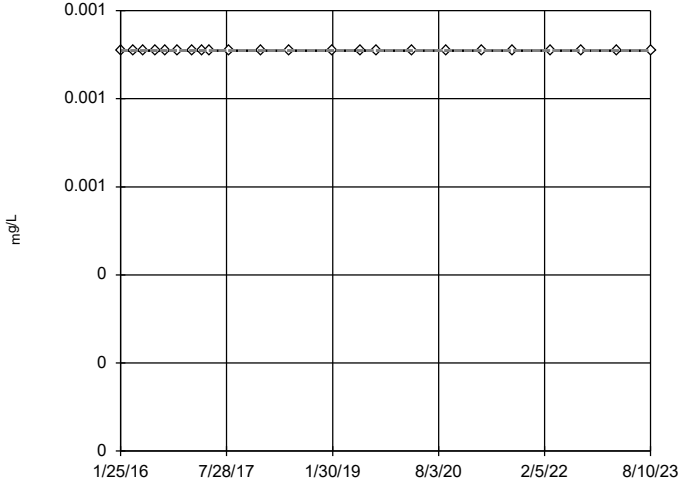

n = 23

No outliers found. Tukey's method selected by user.

Data were square root transformed to achieve best W statistic (graph shown in original units).

The results were invalidated, because the lower and upper quartiles are equal.

Constituent: Thallium Analysis Run 3/26/2024 11:37 AM View: Appendix I & III - Intrawell
Plant Wansley Data: Wansley Landfill

Sanitas™ v.10.0.16 . UG

Tukey's Outlier Screening

GWC-11

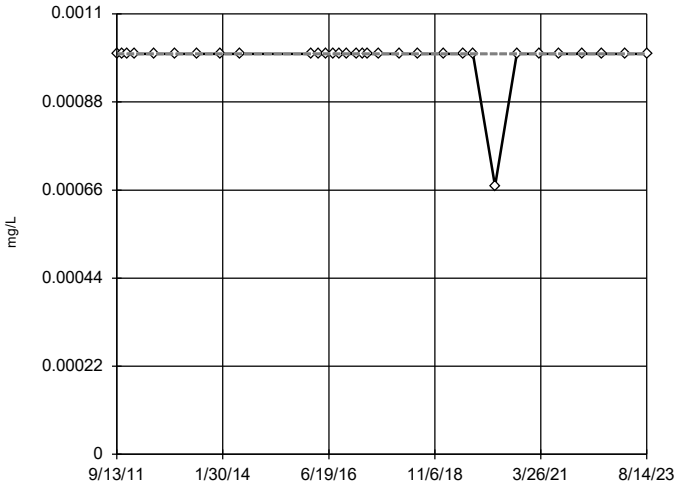

n = 32

No outliers found. Tukey's method selected by user.

Data were square root transformed to achieve best W statistic (graph shown in original units).

The results were invalidated, because the lower and upper quartiles are equal.

Constituent: Thallium Analysis Run 3/26/2024 11:37 AM View: Appendix I & III - Intrawell
Plant Wansley Data: Wansley Landfill

Sanitas™ v.10.0.16 . UG

Tukey's Outlier Screening

GWC-12

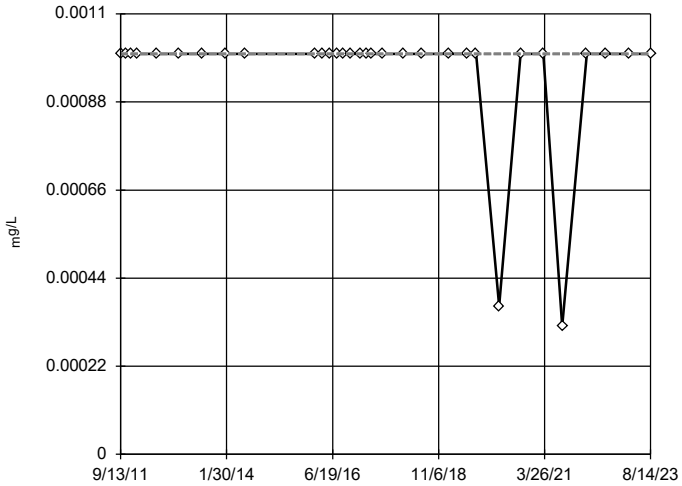

n = 32

No outliers found. Tukey's method selected by user.

Data were natural log transformed to achieve best W statistic (graph shown in original units).

The results were invalidated, because the lower and upper quartiles are equal.

Constituent: Thallium Analysis Run 3/26/2024 11:37 AM View: Appendix I & III - Intrawell
Plant Wansley Data: Wansley Landfill

Sanitas™ v.10.0.16 . UG

Tukey's Outlier Screening

GWC-13

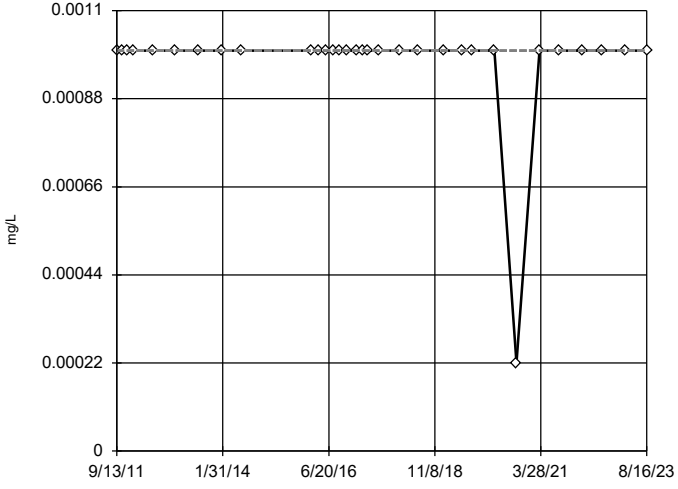

n = 32

No outliers found. Tukey's method selected by user.

Data were natural log transformed to achieve best W statistic (graph shown in original units).

The results were invalidated, because the lower and upper quartiles are equal.

Constituent: Thallium Analysis Run 3/26/2024 11:37 AM View: Appendix I & III - Intrawell
Plant Wansley Data: Wansley Landfill

Sanitas™ v.10.0.16 . UG

Tukey's Outlier Screening

GWC-14

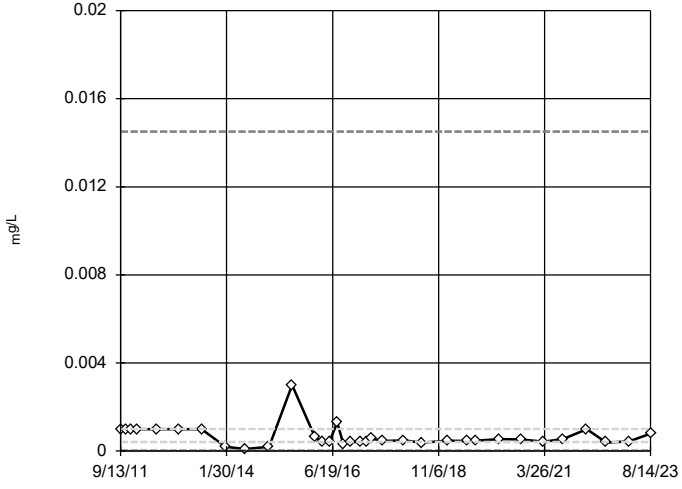

n = 34

No outliers found. Tukey's method selected by user.

Data were natural log transformed to achieve best W statistic (graph shown in original units).

High cutoff = 0.01451, low cutoff = 0.00002826, based on IQR multiplier of 3.

Constituent: Thallium Analysis Run 3/26/2024 11:37 AM View: Appendix I & III - Intrawell
Plant Wansley Data: Wansley Landfill

Sanitas™ v.10.0.16 . UG

Tukey's Outlier Screening

GWC-15

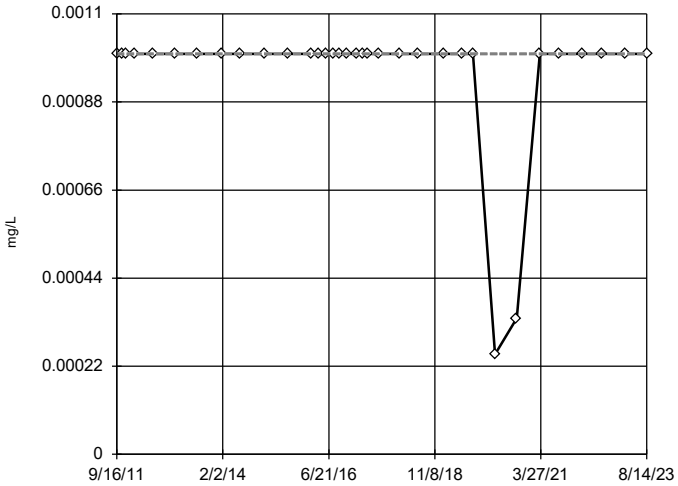

n = 34

No outliers found. Tukey's method selected by user.

Data were natural log transformed to achieve best W statistic (graph shown in original units).

The results were invalidated, because the lower and upper quartiles are equal.

Constituent: Thallium Analysis Run 3/26/2024 11:37 AM View: Appendix I & III - Intrawell
Plant Wansley Data: Wansley Landfill

Sanitas™ v.10.0.16 . UG

Tukey's Outlier Screening

GWC-16

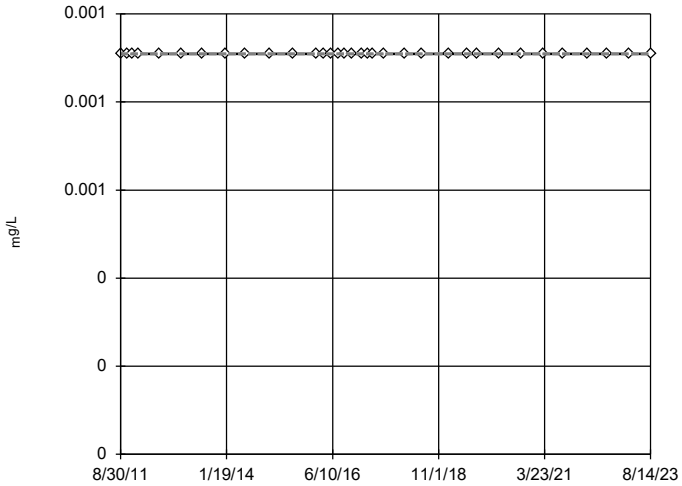

n = 34

No outliers found. Tukey's method selected by user.

Data were square root transformed to achieve best W statistic (graph shown in original units).

The results were invalidated, because the lower and upper quartiles are equal.

Constituent: Thallium Analysis Run 3/26/2024 11:37 AM View: Appendix I & III - Intrawell
Plant Wansley Data: Wansley Landfill

Sanitas™ v.10.0.16 . UG

Tukey's Outlier Screening

GWC-17

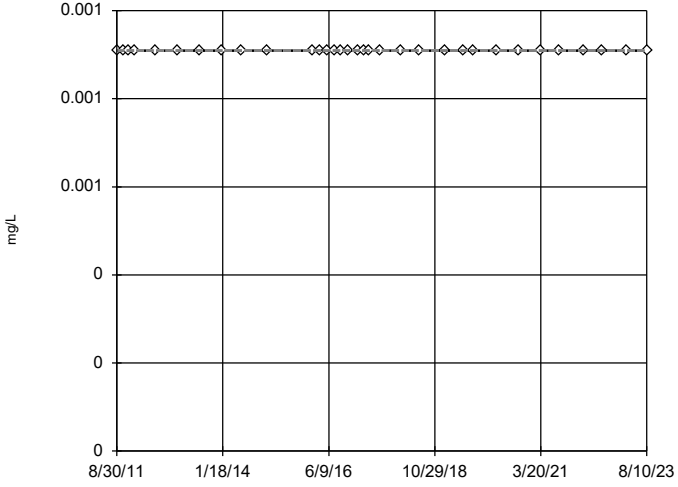

n = 33

No outliers found. Tukey's method selected by user.

Data were square root transformed to achieve best W statistic (graph shown in original units).

The results were invalidated, because the lower and upper quartiles are equal.

Constituent: Thallium Analysis Run 3/26/2024 11:37 AM View: Appendix I & III - Intrawell
Plant Wansley Data: Wansley Landfill

Sanitas™ v.10.0.16 . UG

Tukey's Outlier Screening

GWC-18

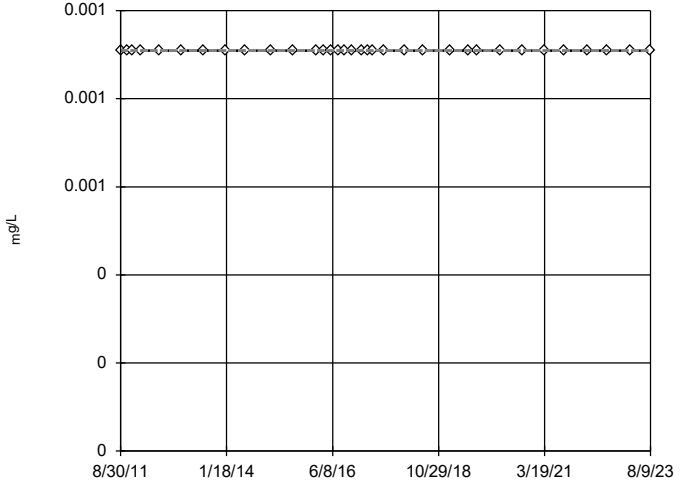

n = 34

No outliers found. Tukey's method selected by user.

Data were square root transformed to achieve best W statistic (graph shown in original units).

The results were invalidated, because the lower and upper quartiles are equal.

Constituent: Thallium Analysis Run 3/26/2024 11:37 AM View: Appendix I & III - Intrawell
Plant Wansley Data: Wansley Landfill

Sanitas™ v.10.0.16 . UG

Tukey's Outlier Screening

GWC-19

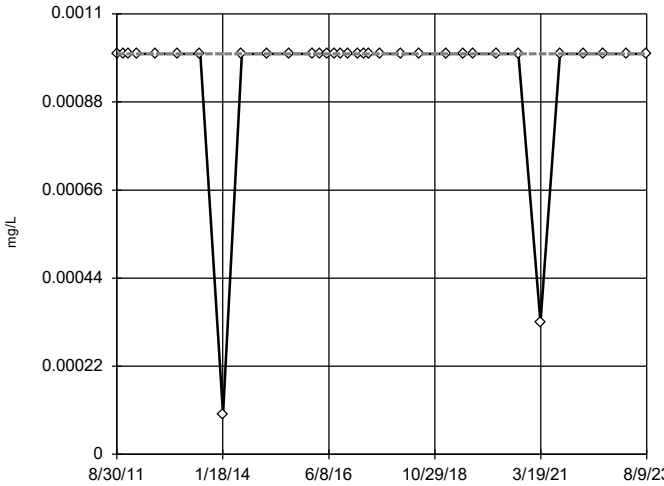

n = 34

No outliers found. Tukey's method selected by user.

Ladder of Powers transformations did not improve normality; analysis run on raw data.

The results were invalidated, because the lower and upper quartiles are equal.

Constituent: Thallium Analysis Run 3/26/2024 11:37 AM View: Appendix I & III - Intrawell
Plant Wansley Data: Wansley Landfill

Sanitas™ v.10.0.16 . UG

Tukey's Outlier Screening

GWC-20

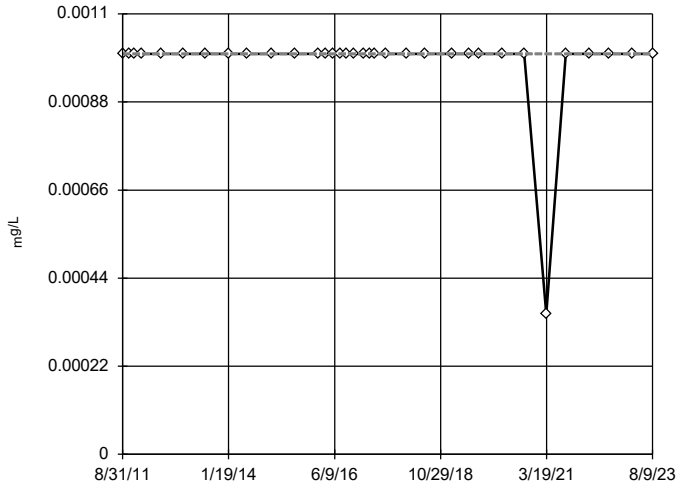

n = 34

No outliers found. Tukey's method selected by user.

Data were natural log transformed to achieve best W statistic (graph shown in original units).

The results were invalidated, because the lower and upper quartiles are equal.

Constituent: Thallium Analysis Run 3/26/2024 11:37 AM View: Appendix I & III - Intrawell
Plant Wansley Data: Wansley Landfill

Sanitas™ v.10.0.16 . UG

Tukey's Outlier Screening

GWC-21

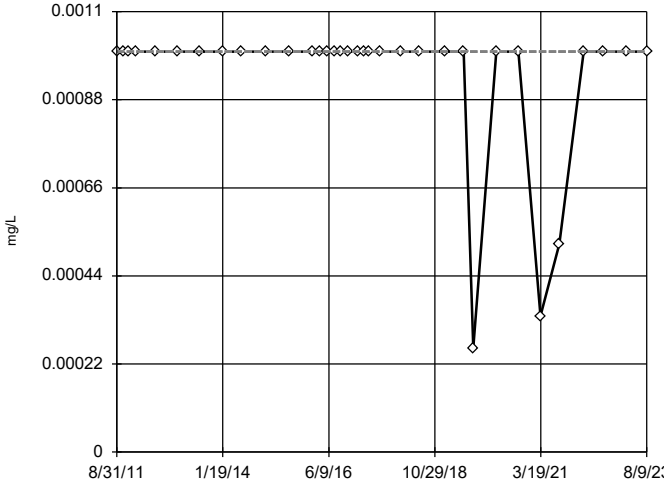

n = 34

No outliers found. Tukey's method selected by user.

Data were square root transformed to achieve best W statistic (graph shown in original units).

The results were invalidated, because the lower and upper quartiles are equal.

Constituent: Thallium Analysis Run 3/26/2024 11:37 AM View: Appendix I & III - Intrawell
Plant Wansley Data: Wansley Landfill

Sanitas™ v.10.0.16 . UG

Tukey's Outlier Screening

GWC-22

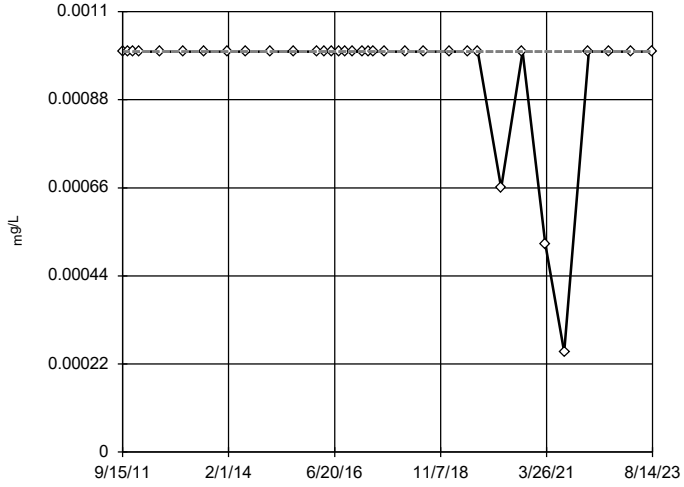

n = 34

No outliers found. Tukey's method selected by user.

Data were square transformed to achieve best W statistic (graph shown in original units).

The results were invalidated, because the lower and upper quartiles are equal.

Constituent: Thallium Analysis Run 3/26/2024 11:37 AM View: Appendix I & III - Intrawell
Plant Wansley Data: Wansley Landfill

Sanitas™ v.10.0.16 . UG

Tukey's Outlier Screening

GWC-23

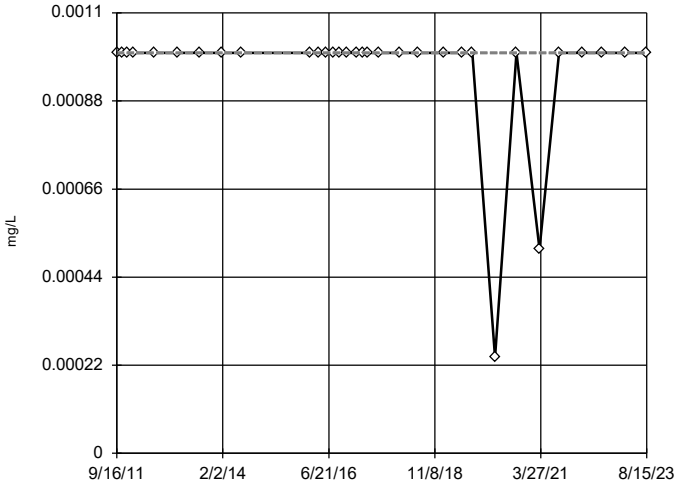

n = 32

No outliers found. Tukey's method selected by user.

Ladder of Powers transformations did not improve normality; analysis run on raw data.

The results were invalidated, because the lower and upper quartiles are equal.

Constituent: Thallium Analysis Run 3/26/2024 11:37 AM View: Appendix I & III - Intrawell
Plant Wansley Data: Wansley Landfill

Sanitas™ v.10.0.16 . UG

Tukey's Outlier Screening

GWC-24

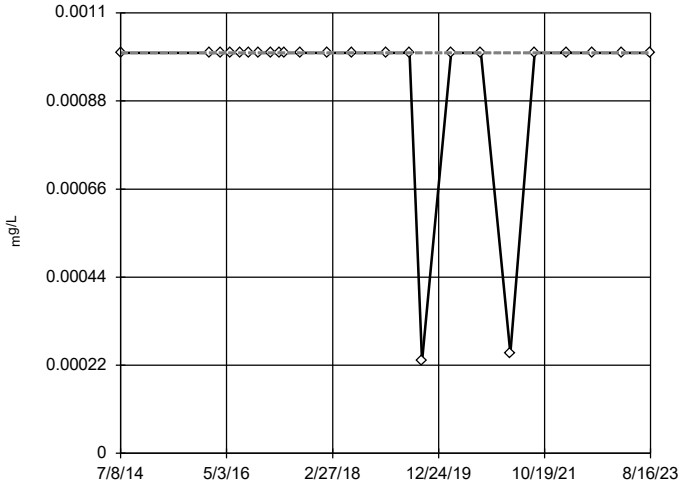

n = 24

No outliers found. Tukey's method selected by user.

Data were natural log transformed to achieve best W statistic (graph shown in original units).

The results were invalidated, because the lower and upper quartiles are equal.

Constituent: Thallium Analysis Run 3/26/2024 11:37 AM View: Appendix I & III - Intrawell
Plant Wansley Data: Wansley Landfill

Sanitas™ v.10.0.16 . UG

Tukey's Outlier Screening

GWC-25

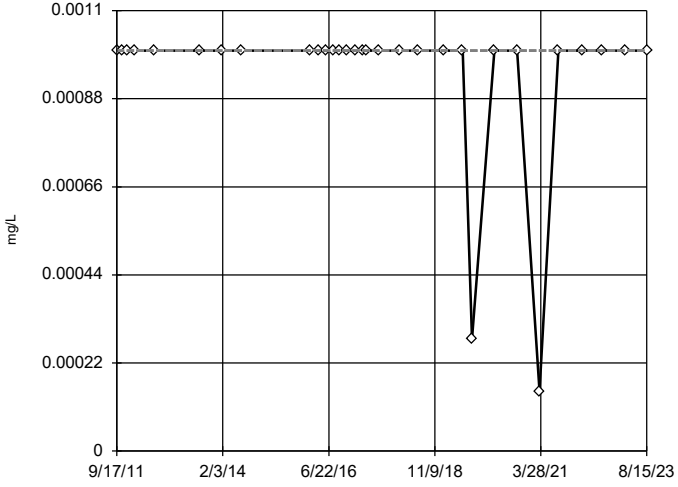

n = 31

No outliers found. Tukey's method selected by user.

Data were cube root transformed to achieve best W statistic (graph shown in original units).

The results were invalidated, because the lower and upper quartiles are equal.

Constituent: Thallium Analysis Run 3/26/2024 11:37 AM View: Appendix I & III - Intrawell
Plant Wansley Data: Wansley Landfill

Sanitas™ v.10.0.16 . UG

Tukey's Outlier Screening

GWC-26

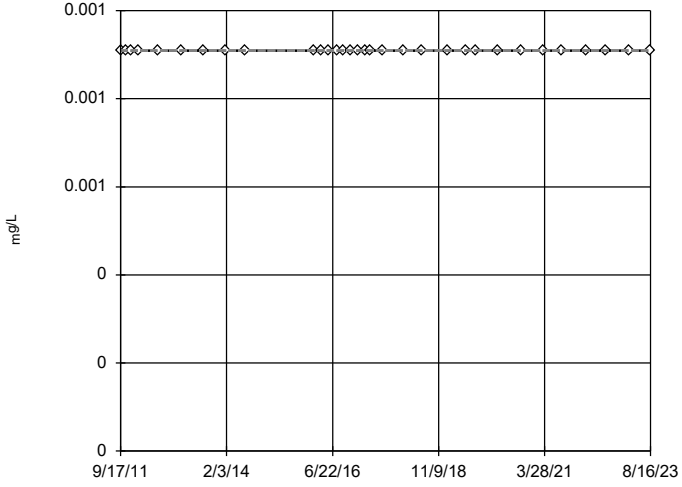

n = 32

No outliers found. Tukey's method selected by user.

Data were square root transformed to achieve best W statistic (graph shown in original units).

The results were invalidated, because the lower and upper quartiles are equal.

Constituent: Thallium Analysis Run 3/26/2024 11:37 AM View: Appendix I & III - Intrawell
Plant Wansley Data: Wansley Landfill

Sanitas™ v.10.0.16 . UG

Tukey's Outlier Screening

GWC-27

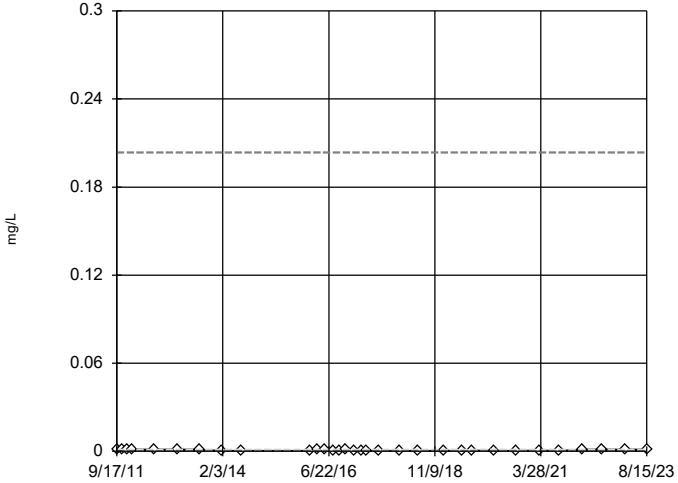

n = 32

No outliers found. Tukey's method selected by user.

Data were natural log transformed to achieve best W statistic (graph shown in original units).

High cutoff = 0.2035, low cutoff = 8.4e-7, based on IQR multiplier of 3.

Constituent: Thallium Analysis Run 3/26/2024 11:37 AM View: Appendix I & III - Intrawell
Plant Wansley Data: Wansley Landfill

Sanitas™ v.10.0.16 . UG

Tukey's Outlier Screening

GWC-30

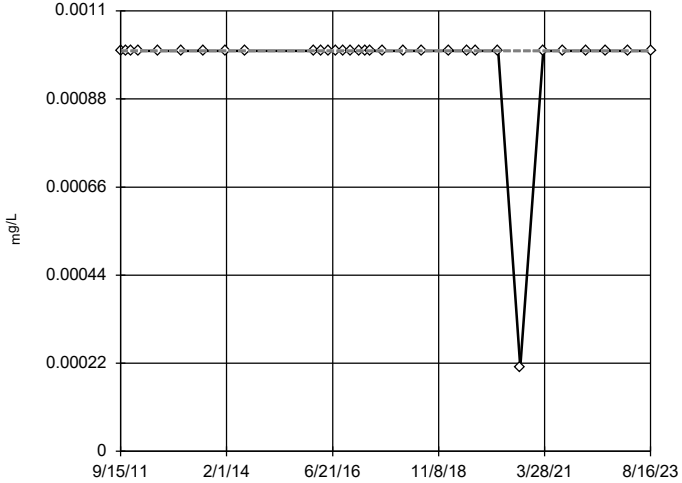

n = 32

No outliers found. Tukey's method selected by user.

Data were natural log transformed to achieve best W statistic (graph shown in original units).

The results were invalidated, because the lower and upper quartiles are equal.

Constituent: Thallium Analysis Run 3/26/2024 11:37 AM View: Appendix I & III - Intrawell
Plant Wansley Data: Wansley Landfill

Sanitas™ v.10.0.16 . UG

Tukey's Outlier Screening

GWC-31

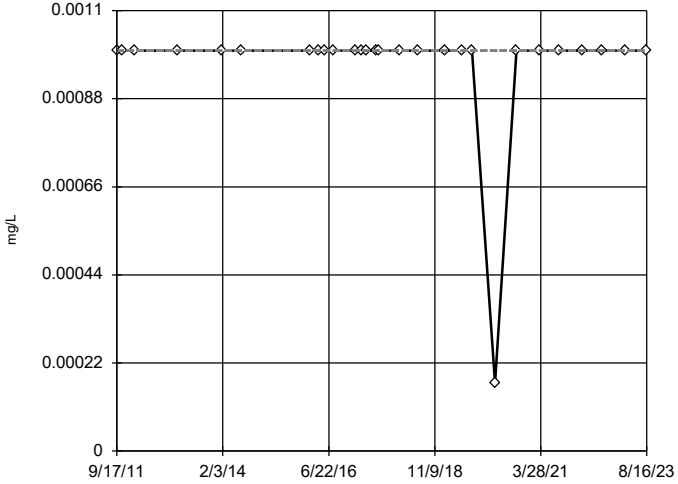

n = 28

No outliers found. Tukey's method selected by user.

Data were x^4 transformed to achieve best W statistic (graph shown in original units).

The results were invalidated, because the lower and upper quartiles are equal.

Constituent: Thallium Analysis Run 3/26/2024 11:37 AM View: Appendix I & III - Intrawell
Plant Wansley Data: Wansley Landfill

Sanitas™ v.10.0.16 . UG

Tukey's Outlier Screening

GWC-32

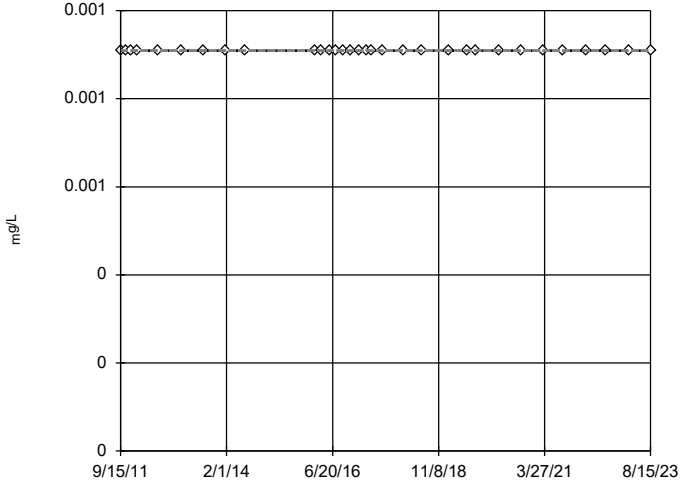

n = 32

No outliers found. Tukey's method selected by user.

Data were square root transformed to achieve best W statistic (graph shown in original units).

The results were invalidated, because the lower and upper quartiles are equal.

Constituent: Thallium Analysis Run 3/26/2024 11:37 AM View: Appendix I & III - Intrawell
Plant Wansley Data: Wansley Landfill

Tukey's Outlier Screening

GWC-33

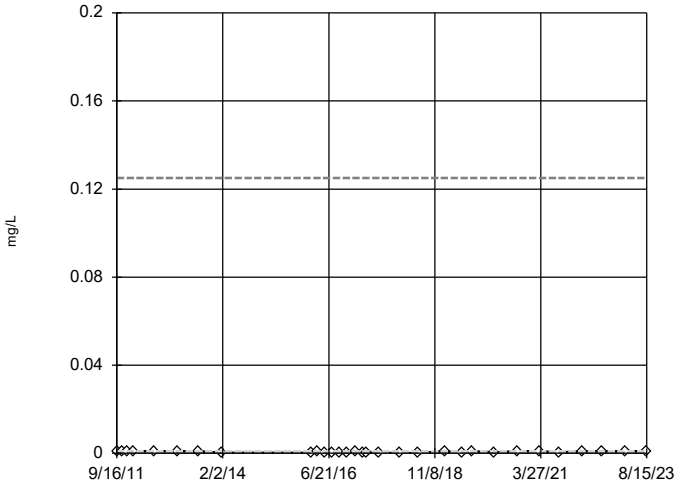

n = 31

No outliers found. Tukey's method selected by user.

Data were natural log transformed to achieve best W statistic (graph shown in original units).

High cutoff = 0.125, low cutoff = 0.0000016, based on IQR multiplier of 3.

Constituent: Thallium Analysis Run 3/26/2024 11:37 AM View: Appendix I & III - Intrawell
Plant Wansley Data: Wansley Landfill

Sanitas™ v.10.0.16 . UG

Tukey's Outlier Screening

GWC-34

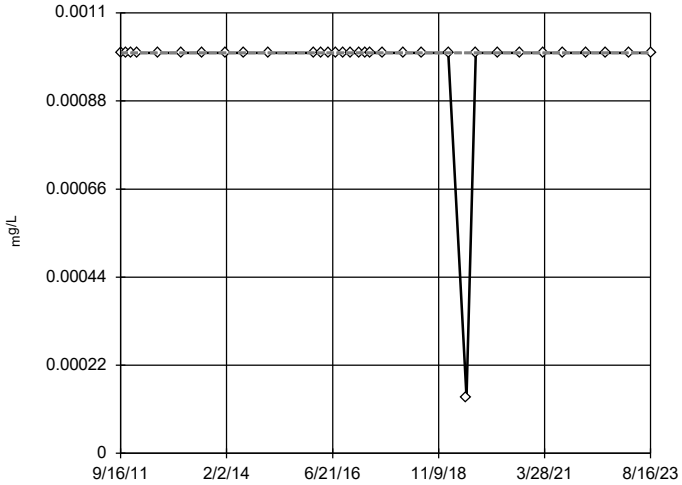

n = 33

No outliers found. Tukey's method selected by user.

Data were x^4 transformed to achieve best W statistic (graph shown in original units).

The results were invalidated, because the lower and upper quartiles are equal.

Constituent: Thallium Analysis Run 3/26/2024 11:37 AM View: Appendix I & III - Intrawell
Plant Wansley Data: Wansley Landfill

Sanitas™ v.10.0.16 . UG

Tukey's Outlier Screening

GWC-35

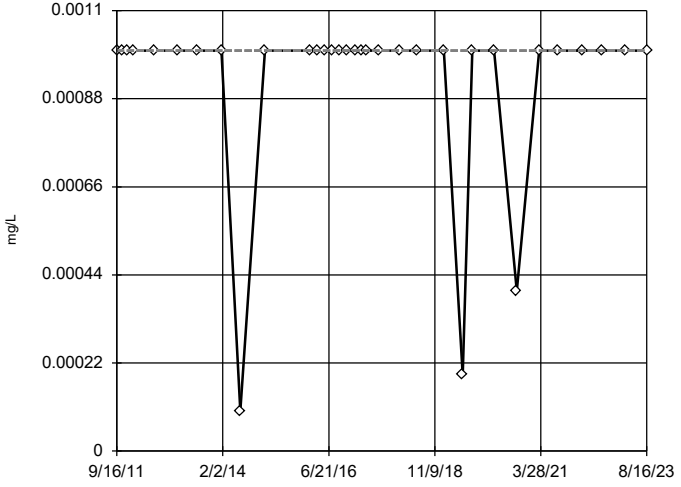

n = 33

No outliers found. Tukey's method selected by user.

Data were square root transformed to achieve best W statistic (graph shown in original units).

The results were invalidated, because the lower and upper quartiles are equal.

Constituent: Thallium Analysis Run 3/26/2024 11:37 AM View: Appendix I & III - Intrawell
Plant Wansley Data: Wansley Landfill

Sanitas™ v.10.0.16 . UG

Tukey's Outlier Screening

GWC-5

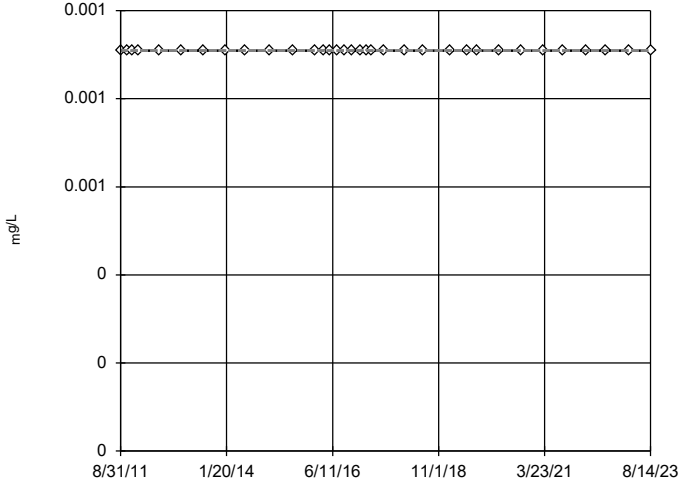

n = 34

No outliers found. Tukey's method selected by user.

Data were square root transformed to achieve best W statistic (graph shown in original units).

The results were invalidated, because the lower and upper quartiles are equal.

Constituent: Thallium Analysis Run 3/26/2024 11:37 AM View: Appendix I & III - Intrawell
Plant Wansley Data: Wansley Landfill

Sanitas™ v.10.0.16 . UG

Tukey's Outlier Screening

GWC-6

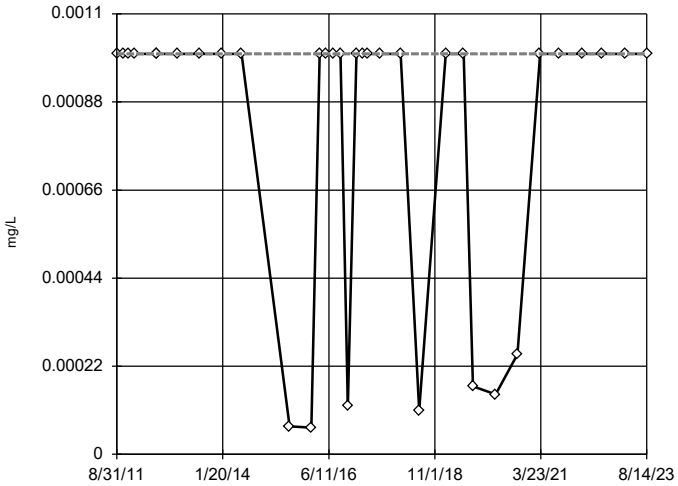

n = 34

No outliers found. Tukey's method selected by user.

Data were natural log transformed to achieve best W statistic (graph shown in original units).

The results were invalidated, because the lower and upper quartiles are equal.

Constituent: Thallium Analysis Run 3/26/2024 11:37 AM View: Appendix I & III - Intrawell
Plant Wansley Data: Wansley Landfill

Sanitas™ v.10.0.16 . UG

Tukey's Outlier Screening

GWC-7

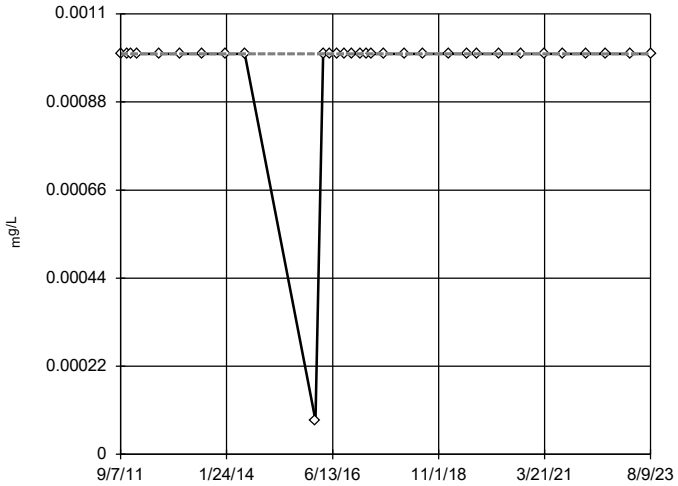

n = 32

No outliers found. Tukey's method selected by user.

Data were natural log transformed to achieve best W statistic (graph shown in original units).

The results were invalidated, because the lower and upper quartiles are equal.

Constituent: Thallium Analysis Run 3/26/2024 11:37 AM View: Appendix I & III - Intrawell
Plant Wansley Data: Wansley Landfill

Sanitas™ v.10.0.16 . UG

Tukey's Outlier Screening

GWC-8

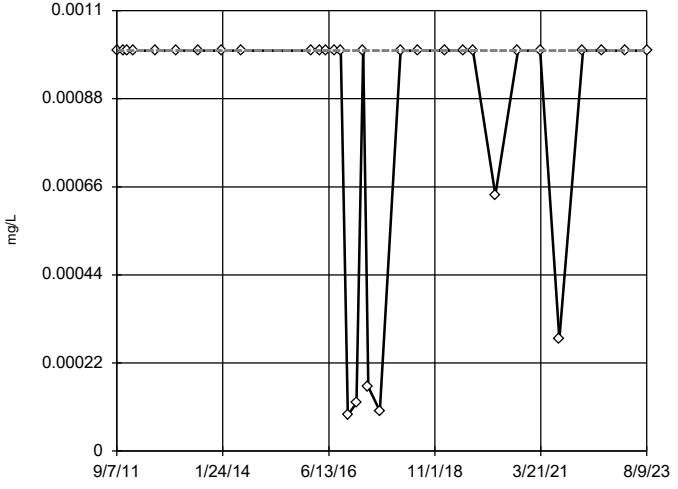

n = 32

No outliers found. Tukey's method selected by user.

Ladder of Powers transformations did not improve normality; analysis run on raw data.

The results were invalidated, because the lower and upper quartiles are equal.

Constituent: Thallium Analysis Run 3/26/2024 11:37 AM View: Appendix I & III - Intrawell
Plant Wansley Data: Wansley Landfill

Sanitas™ v.10.0.16 . UG

Tukey's Outlier Screening

GWC-9

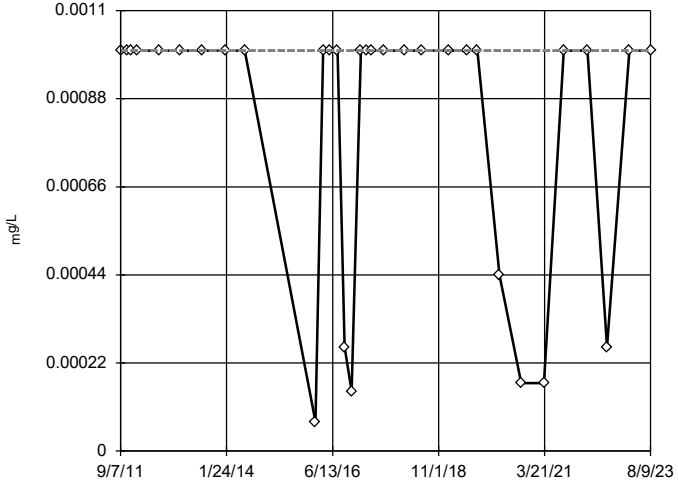

n = 32

No outliers found. Tukey's method selected by user.

Data were natural log transformed to achieve best W statistic (graph shown in original units).

The results were invalidated, because the lower and upper quartiles are equal.

Constituent: Thallium Analysis Run 3/26/2024 11:37 AM View: Appendix I & III - Intrawell
Plant Wansley Data: Wansley Landfill

Sanitas™ v.10.0.16 . UG

Tukey's Outlier Screening

GWA-1 (bg)

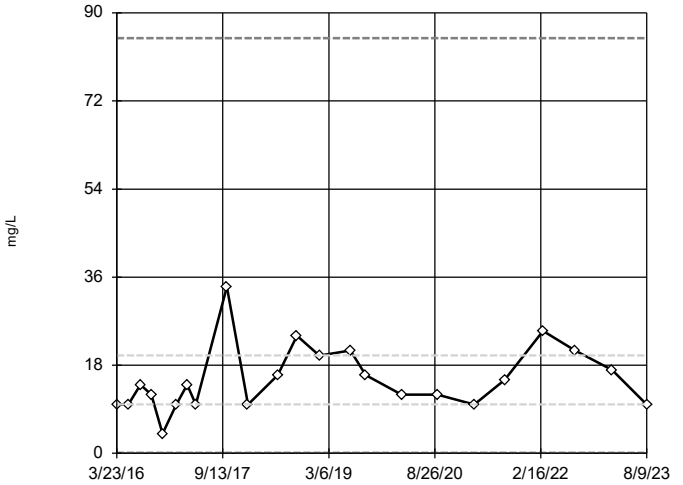

n = 23

No outliers found. Tukey's method selected by user.

Data were cube root transformed to achieve best W statistic (graph shown in original units).

High cutoff = 84.86, low cutoff = 0.1068, based on IQR multiplier of 3.

Constituent: Total Dissolved Solids [TDS] Analysis Run 3/26/2024 11:37 AM View: Appendix I & III - Intraw
Plant Wansley Data: Wansley Landfill

Sanitas™ v.10.0.16 . UG

Tukey's Outlier Screening

GWA-2 (bg)

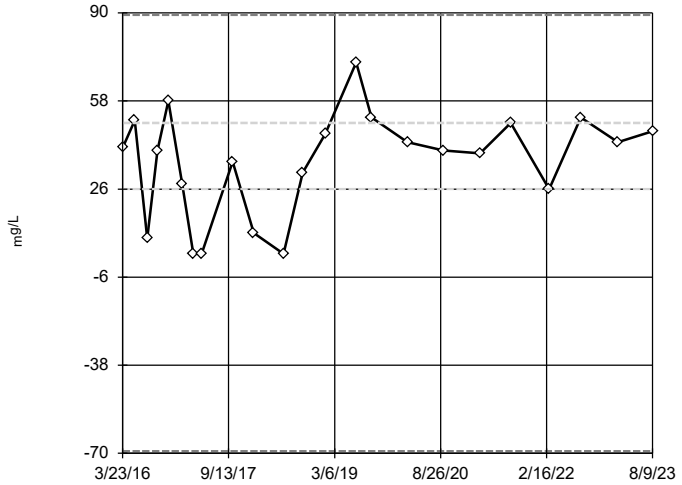

n = 23

No outliers found. Tukey's method selected by user.

Data were square transformed to achieve best W statistic (graph shown in original units).

High cutoff = 89.29, low cutoff = -69.25, based on IQR multiplier of 3.

Constituent: Total Dissolved Solids [TDS] Analysis Run 3/26/2024 11:37 AM View: Appendix I & III - Intraw
Plant Wansley Data: Wansley Landfill

Sanitas™ v.10.0.16 . UG

Tukey's Outlier Screening

GWA-28 (bg)

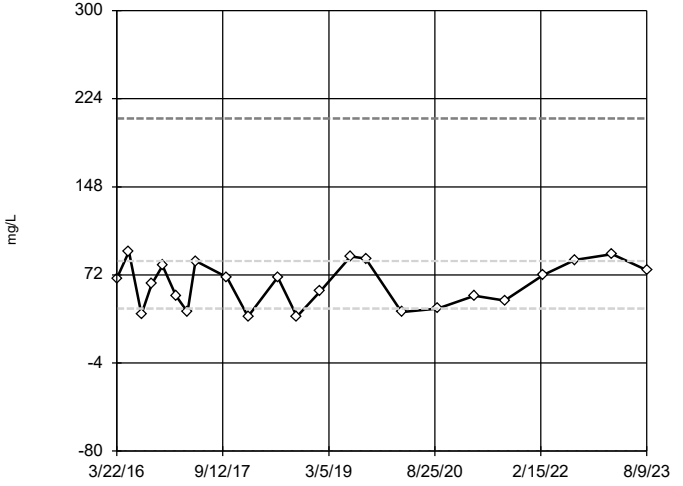

n = 23

No outliers found. Tukey's method selected by user.

Ladder of Powers transformations did not improve normality; analysis run on raw data.

High cutoff = 207, low cutoff = -80, based on IQR multiplier of 3.

Constituent: Total Dissolved Solids [TDS] Analysis Run 3/26/2024 11:37 AM View: Appendix I & III - Intraw
Plant Wansley Data: Wansley Landfill

Sanitas™ v.10.0.16 . UG

Tukey's Outlier Screening

GWA-29 (bg)

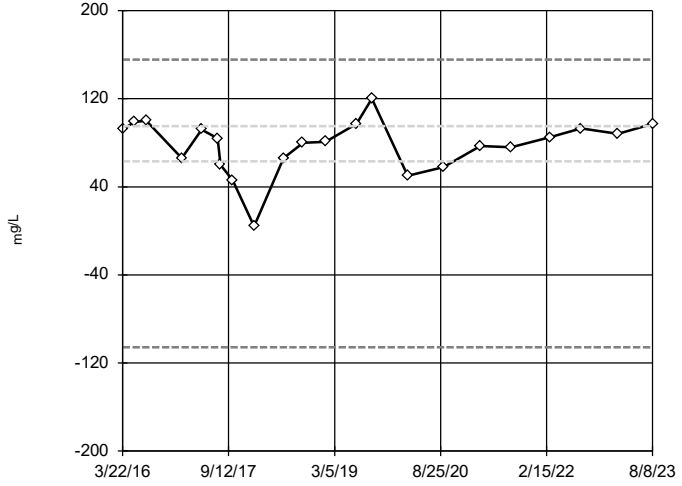

n = 22

No outliers found. Tukey's method selected by user.

Data were square transformed to achieve best W statistic (graph shown in original units).

High cutoff = 155.5, low cutoff = -105.7, based on IQR multiplier of 3.

Constituent: Total Dissolved Solids [TDS] Analysis Run 3/26/2024 11:37 AM View: Appendix I & III - Intraw
Plant Wansley Data: Wansley Landfill

Sanitas™ v.10.0.16 . UG

Tukey's Outlier Screening

GWA-3 (bg)

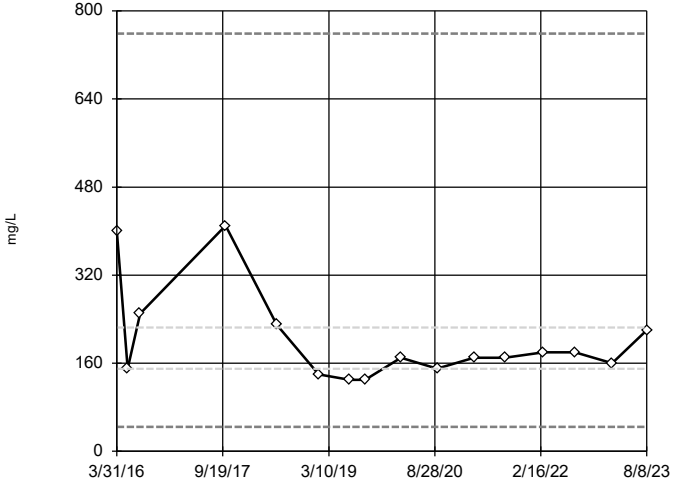

n = 16

No outliers found. Tukey's method selected by user.

Data were natural log transformed to achieve best W statistic (graph shown in original units).

High cutoff = 758.6, low cutoff = 44.48, based on IQR multiplier of 3.

Constituent: Total Dissolved Solids [TDS] Analysis Run 3/26/2024 11:37 AM View: Appendix I & III - Intraw
Plant Wansley Data: Wansley Landfill

Sanitas™ v.10.0.16 . UG

Tukey's Outlier Screening

GWA-4 (bg)

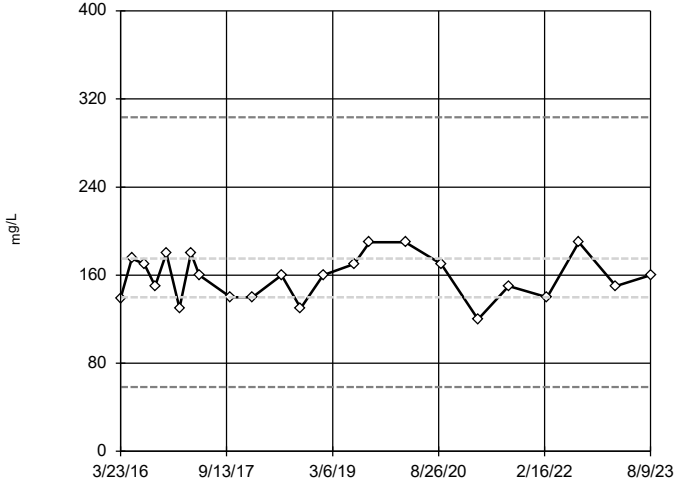

n = 23

No outliers found. Tukey's method selected by user.

Data were square root transformed to achieve best W statistic (graph shown in original units).

High cutoff = 303.4, low cutoff = 58.41, based on IQR multiplier of 3.

Constituent: Total Dissolved Solids [TDS] Analysis Run 3/26/2024 11:37 AM View: Appendix I & III - Intraw
Plant Wansley Data: Wansley Landfill

Sanitas™ v.10.0.16 . UG

Tukey's Outlier Screening

GWC-10

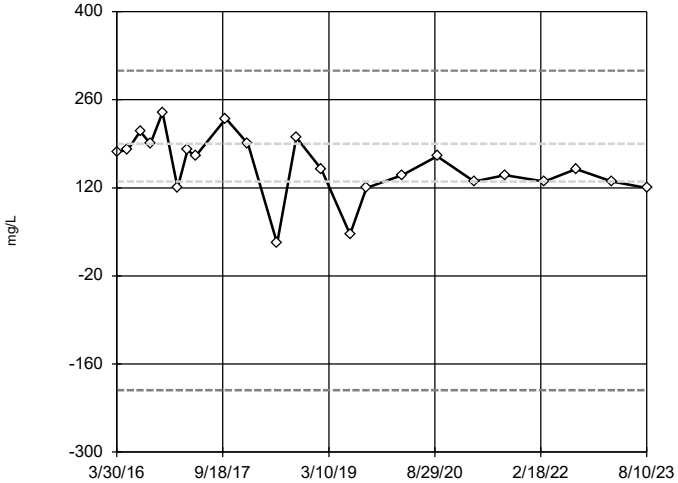

n = 23

No outliers found. Tukey's method selected by user.

Data were square transformed to achieve best W statistic (graph shown in original units).

High cutoff = 306.1, low cutoff = -201.7, based on IQR multiplier of 3.

Constituent: Total Dissolved Solids [TDS] Analysis Run 3/26/2024 11:37 AM View: Appendix I & III - Intraw
Plant Wansley Data: Wansley Landfill

Sanitas™ v.10.0.16 . UG

Tukey's Outlier Screening

GWC-11

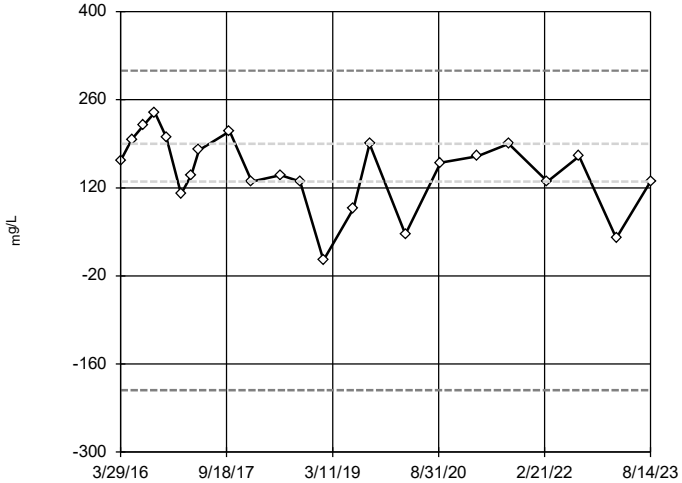

n = 23

No outliers found. Tukey's method selected by user.

Data were square transformed to achieve best W statistic (graph shown in original units).

High cutoff = 306.1, low cutoff = -201.7, based on IQR multiplier of 3.

Constituent: Total Dissolved Solids [TDS] Analysis Run 3/26/2024 11:37 AM View: Appendix I & III - Intraw
Plant Wansley Data: Wansley Landfill

Sanitas™ v.10.0.16 . UG

Tukey's Outlier Screening

GWC-12

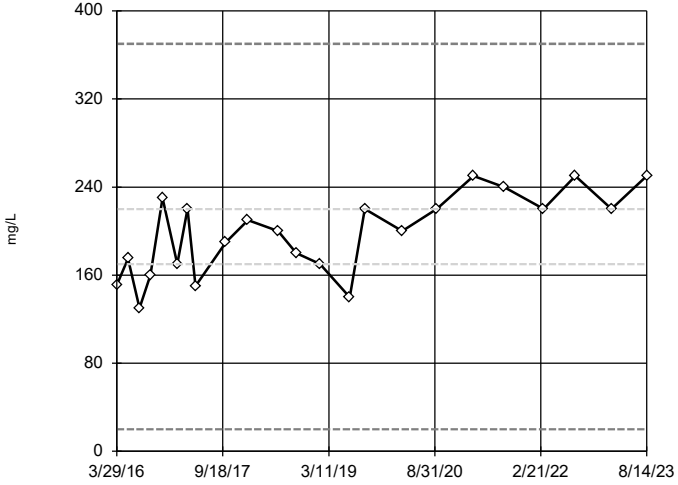

n = 23

No outliers found. Tukey's method selected by user.

Ladder of Powers transformations did not improve normality; analysis run on raw data.

High cutoff = 370, low cutoff = 20, based on IQR multiplier of 3.

Constituent: Total Dissolved Solids [TDS] Analysis Run 3/26/2024 11:37 AM View: Appendix I & III - Intraw
Plant Wansley Data: Wansley Landfill

Sanitas™ v.10.0.16 . UG

Tukey's Outlier Screening

GWC-13

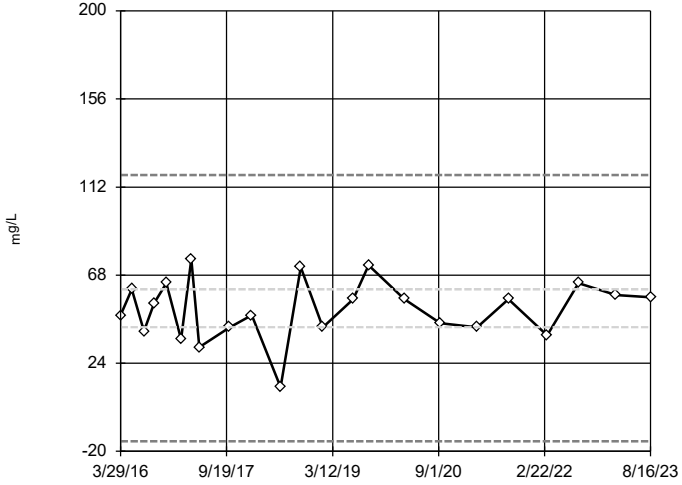

n = 23

No outliers found. Tukey's method selected by user.

Ladder of Powers transformations did not improve normality; analysis run on raw data.

High cutoff = 118, low cutoff = -15, based on IQR multiplier of 3.

Constituent: Total Dissolved Solids [TDS] Analysis Run 3/26/2024 11:37 AM View: Appendix I & III - Intraw
Plant Wansley Data: Wansley Landfill

Sanitas™ v.10.0.16 . UG

Tukey's Outlier Screening

GWC-14

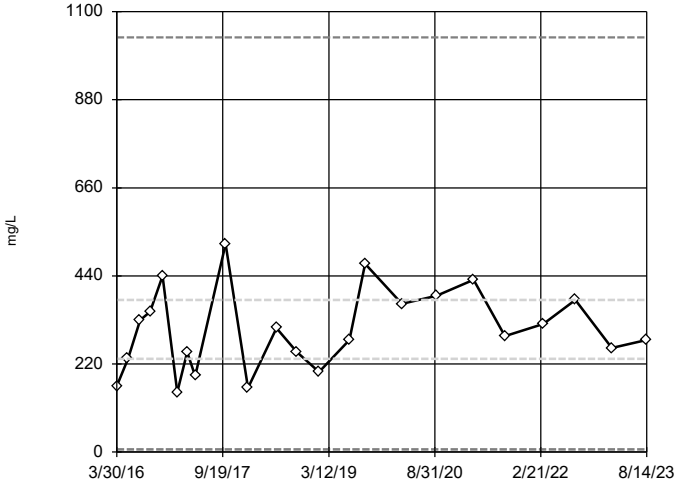

n = 23

No outliers found. Tukey's method selected by user.

Data were square root transformed to achieve best W statistic (graph shown in original units).

High cutoff = 1036, low cutoff = 6.639, based on IQR multiplier of 3.

Constituent: Total Dissolved Solids [TDS] Analysis Run 3/26/2024 11:37 AM View: Appendix I & III - Intraw
Plant Wansley Data: Wansley Landfill

Sanitas™ v.10.0.16 . UG

Tukey's Outlier Screening

GWC-15

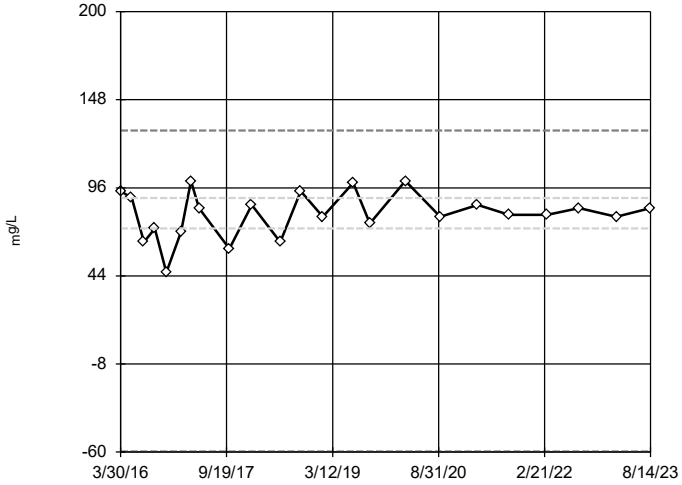

n = 23

No outliers found. Tukey's method selected by user.

Data were square transformed to achieve best W statistic (graph shown in original units).

High cutoff = 129.8, low cutoff = -59.7, based on IQR multiplier of 3.

Constituent: Total Dissolved Solids [TDS] Analysis Run 3/26/2024 11:37 AM View: Appendix I & III - Intraw
Plant Wansley Data: Wansley Landfill

Sanitas™ v.10.0.16 . UG

Tukey's Outlier Screening

GWC-16

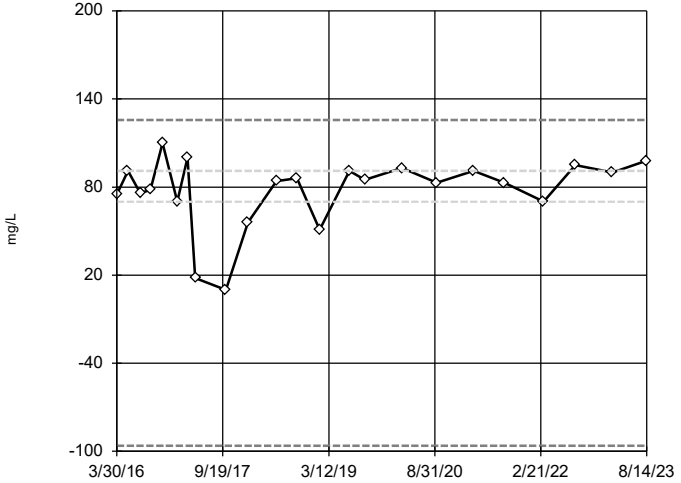

n = 23

No outliers found. Tukey's method selected by user.

Data were cube transformed to achieve best W statistic (graph shown in original units).

High cutoff = 125.7, low cutoff = -96.14, based on IQR multiplier of 3.

Constituent: Total Dissolved Solids [TDS] Analysis Run 3/26/2024 11:38 AM View: Appendix I & III - Intraw
Plant Wansley Data: Wansley Landfill

Sanitas™ v.10.0.16 . UG

Tukey's Outlier Screening

GWC-17

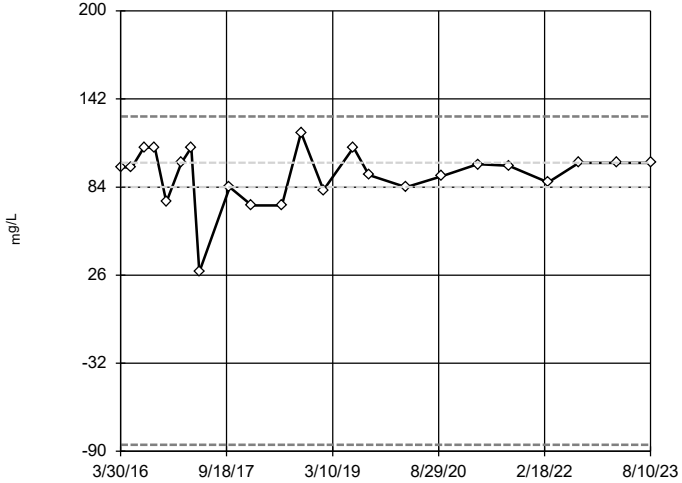

n = 23

No outliers found. Tukey's method selected by user.

Data were cube transformed to achieve best W statistic (graph shown in original units).

High cutoff = 130.5, low cutoff = -85.69, based on IQR multiplier of 3.

Constituent: Total Dissolved Solids [TDS] Analysis Run 3/26/2024 11:38 AM View: Appendix I & III - Intraw
Plant Wansley Data: Wansley Landfill

Sanitas™ v.10.0.16 . UG

Tukey's Outlier Screening

GWC-18

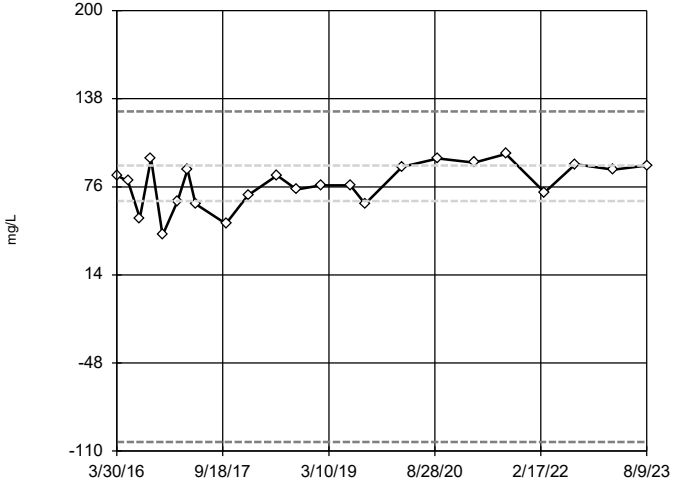

n = 23

No outliers found. Tukey's method selected by user.

Data were cube transformed to achieve best W statistic (graph shown in original units).

High cutoff = 129.1, low cutoff = -103.6, based on IQR multiplier of 3.

Constituent: Total Dissolved Solids [TDS] Analysis Run 3/26/2024 11:38 AM View: Appendix I & III - Intraw
Plant Wansley Data: Wansley Landfill

Sanitas™ v.10.0.16 . UG

Tukey's Outlier Screening

GWC-19

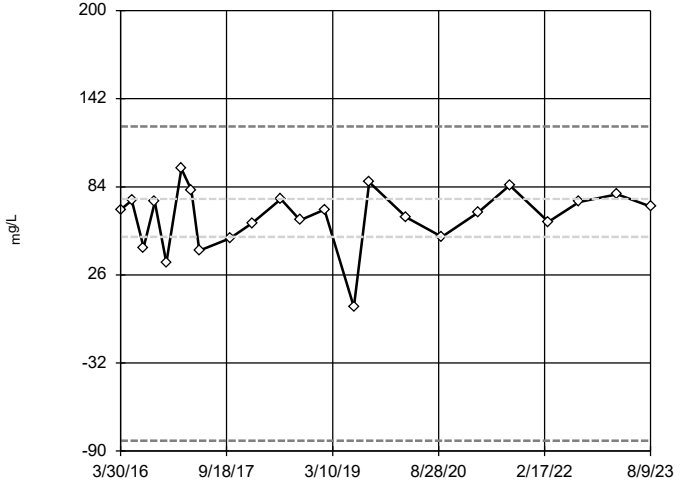

n = 23

No outliers found. Tukey's method selected by user.

Data were square transformed to achieve best W statistic (graph shown in original units).

High cutoff = 123.7, low cutoff = -83.21, based on IQR multiplier of 3.

Constituent: Total Dissolved Solids [TDS] Analysis Run 3/26/2024 11:38 AM View: Appendix I & III - Intraw
Plant Wansley Data: Wansley Landfill

Sanitas™ v.10.0.16 . UG

Tukey's Outlier Screening

GWC-20

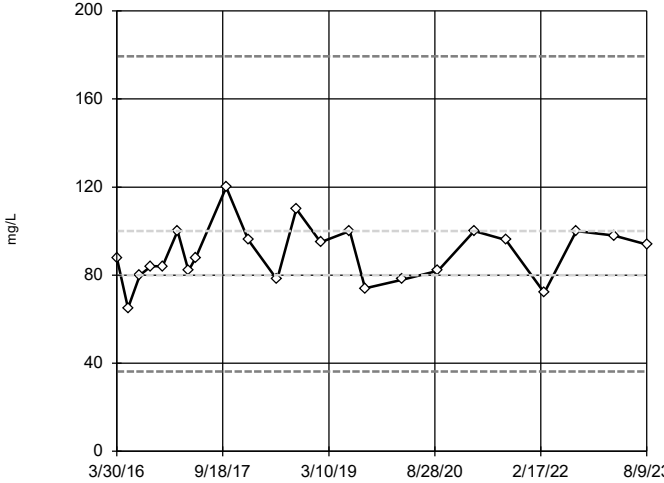

n = 23

No outliers found. Tukey's method selected by user.

Data were cube root transformed to achieve best W statistic (graph shown in original units).

High cutoff = 179.4, low cutoff = 36.29, based on IQR multiplier of 3.

Constituent: Total Dissolved Solids [TDS] Analysis Run 3/26/2024 11:38 AM View: Appendix I & III - Intraw
Plant Wansley Data: Wansley Landfill

Sanitas™ v.10.0.16 . UG

Tukey's Outlier Screening

GWC-21

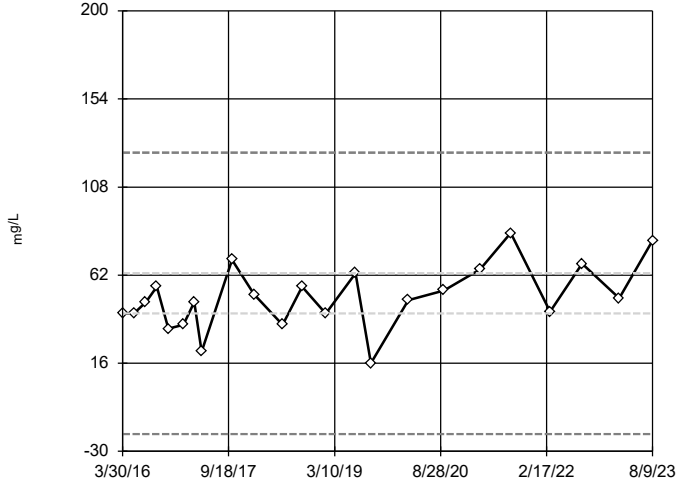

n = 23

No outliers found. Tukey's method selected by user.

Ladder of Powers transformations did not improve normality; analysis run on raw data.

High cutoff = 126, low cutoff = -21, based on IQR multiplier of 3.

Constituent: Total Dissolved Solids [TDS] Analysis Run 3/26/2024 11:38 AM View: Appendix I & III - Intraw
Plant Wansley Data: Wansley Landfill

Sanitas™ v.10.0.16 . UG

Tukey's Outlier Screening

GWC-22

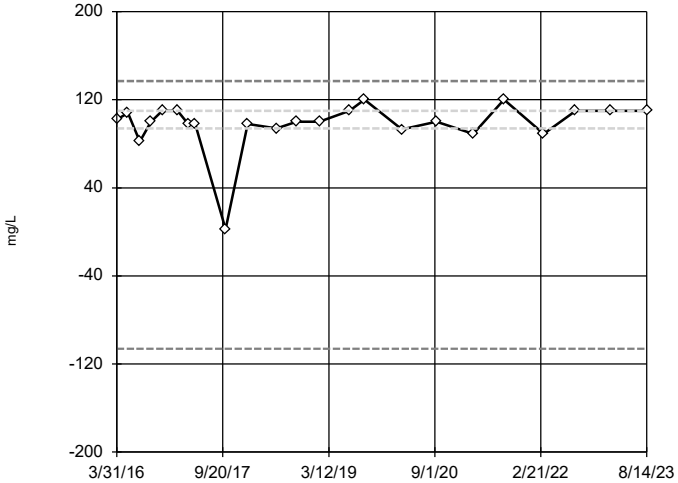

n = 23

No outliers found. Tukey's method selected by user.

Data were x^4 transformed to achieve best W statistic (graph shown in original units).

High cutoff = 136.9, low cutoff = -106.1, based on IQR multiplier of 3.

Constituent: Total Dissolved Solids [TDS] Analysis Run 3/26/2024 11:38 AM View: Appendix I & III - Intraw
Plant Wansley Data: Wansley Landfill

Sanitas™ v.10.0.16 . UG

Tukey's Outlier Screening

GWC-23

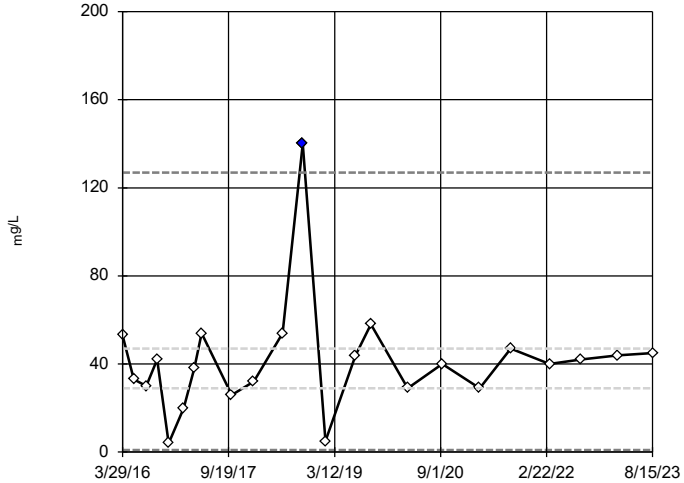

n = 23

Outlier is drawn as solid. Tukey's method selected by user.

Data were square root transformed to achieve best W statistic (graph shown in original units).

High cutoff = 126.9, low cutoff = 0.9481, based on IQR multiplier of 3.

Constituent: Total Dissolved Solids [TDS] Analysis Run 3/26/2024 11:38 AM View: Appendix I & III - Intraw
Plant Wansley Data: Wansley Landfill

Sanitas™ v.10.0.16 . UG

Tukey's Outlier Screening

GWC-24

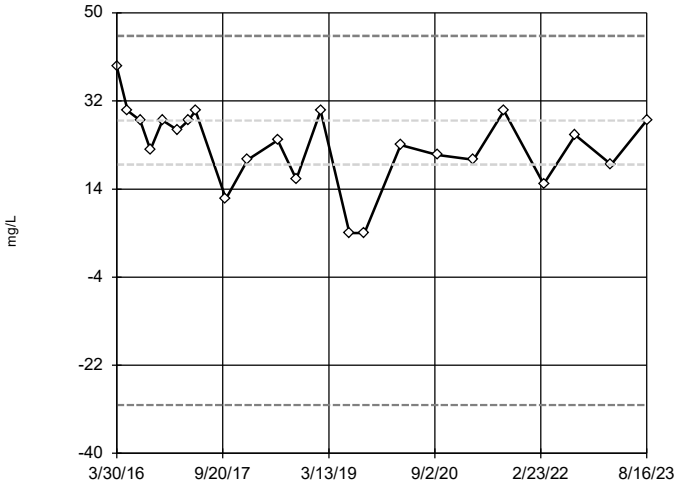

n = 23

No outliers found. Tukey's method selected by user.

Data were square transformed to achieve best W statistic (graph shown in original units).

High cutoff = 45.31, low cutoff = -30.13, based on IQR multiplier of 3.

Constituent: Total Dissolved Solids [TDS] Analysis Run 3/26/2024 11:38 AM View: Appendix I & III - Intraw
Plant Wansley Data: Wansley Landfill

Sanitas™ v.10.0.16 . UG

Tukey's Outlier Screening

GWC-25

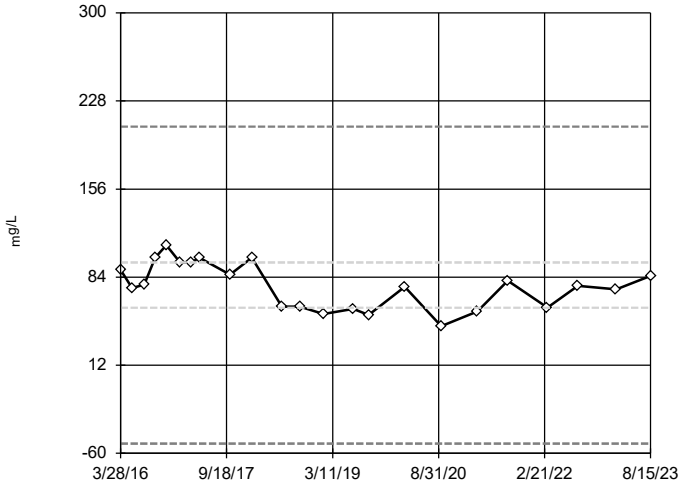

n = 23

No outliers found. Tukey's method selected by user.

Ladder of Powers transformations did not improve normality; analysis run on raw data.

High cutoff = 207, low cutoff = -52, based on IQR multiplier of 3.

Constituent: Total Dissolved Solids [TDS] Analysis Run 3/26/2024 11:38 AM View: Appendix I & III - Intraw
Plant Wansley Data: Wansley Landfill

Sanitas™ v.10.0.16 . UG

Tukey's Outlier Screening

GWC-26

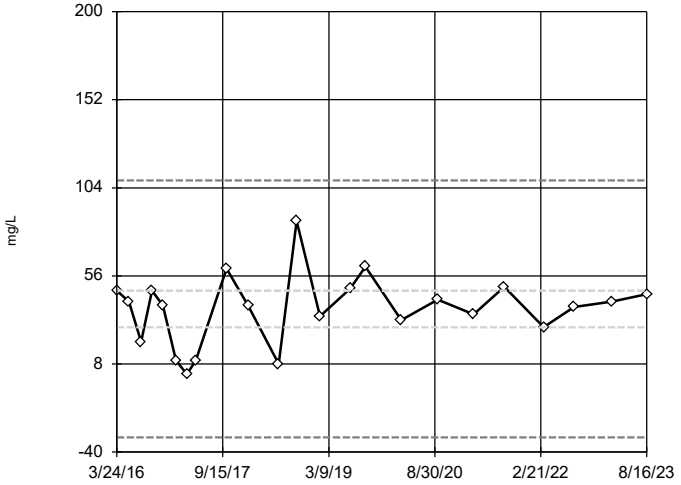

n = 23

No outliers found. Tukey's method selected by user.

Ladder of Powers transformations did not improve normality; analysis run on raw data.

High cutoff = 108, low cutoff = -32, based on IQR multiplier of 3.

Constituent: Total Dissolved Solids [TDS] Analysis Run 3/26/2024 11:38 AM View: Appendix I & III - Intraw
Plant Wansley Data: Wansley Landfill

Sanitas™ v.10.0.16 . UG

Tukey's Outlier Screening

GWC-27

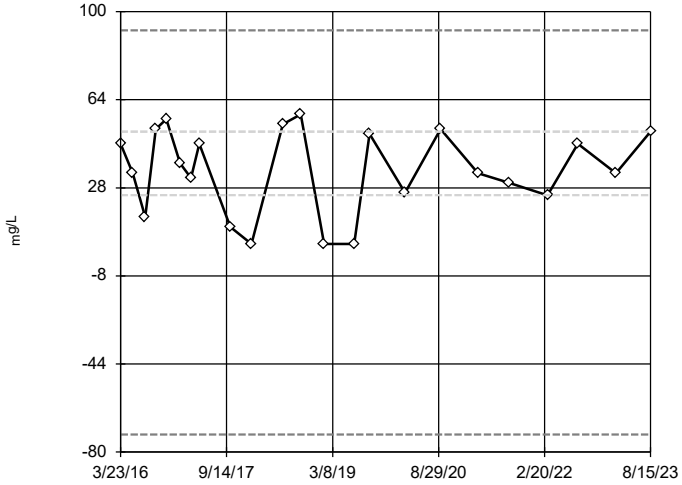

n = 23

No outliers found. Tukey's method selected by user.

Data were square transformed to achieve best W statistic (graph shown in original units).

High cutoff = 92.35, low cutoff = -72.82, based on IQR multiplier of 3.

Constituent: Total Dissolved Solids [TDS] Analysis Run 3/26/2024 11:38 AM View: Appendix I & III - Intraw
Plant Wansley Data: Wansley Landfill

Sanitas™ v.10.0.16 . UG

Tukey's Outlier Screening

GWC-30

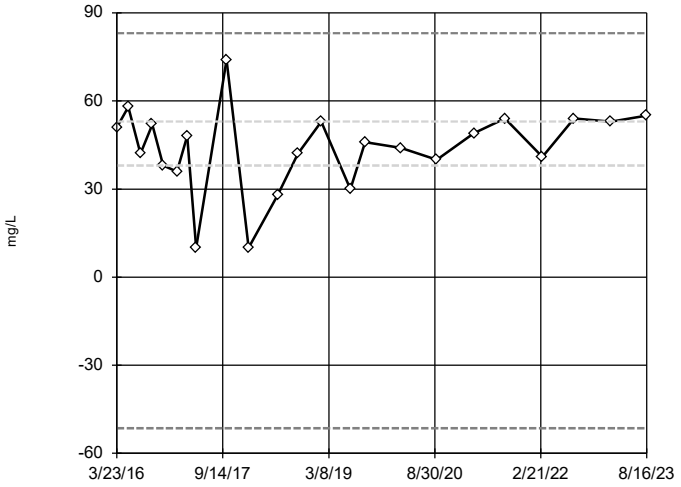

n = 23

No outliers found. Tukey's method selected by user.

Data were square transformed to achieve best W statistic (graph shown in original units).

High cutoff = 83.09, low cutoff = -51.49, based on IQR multiplier of 3.

Constituent: Total Dissolved Solids [TDS] Analysis Run 3/26/2024 11:38 AM View: Appendix I & III - Intraw
Plant Wansley Data: Wansley Landfill

Sanitas™ v.10.0.16 . UG

Tukey's Outlier Screening

GWC-31

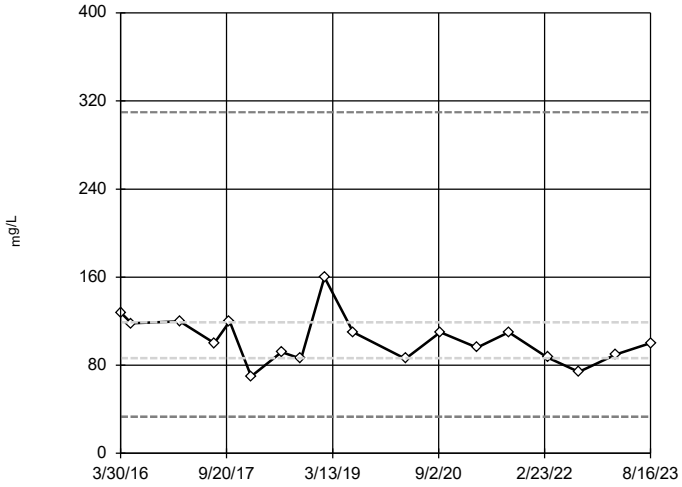

n = 18

No outliers found. Tukey's method selected by user.

Data were natural log transformed to achieve best W statistic (graph shown in original units).

High cutoff = 309.8, low cutoff = 33.22, based on IQR multiplier of 3.

Constituent: Total Dissolved Solids [TDS] Analysis Run 3/26/2024 11:38 AM View: Appendix I & III - Intraw
Plant Wansley Data: Wansley Landfill

Sanitas™ v.10.0.16 . UG

Tukey's Outlier Screening

GWC-32

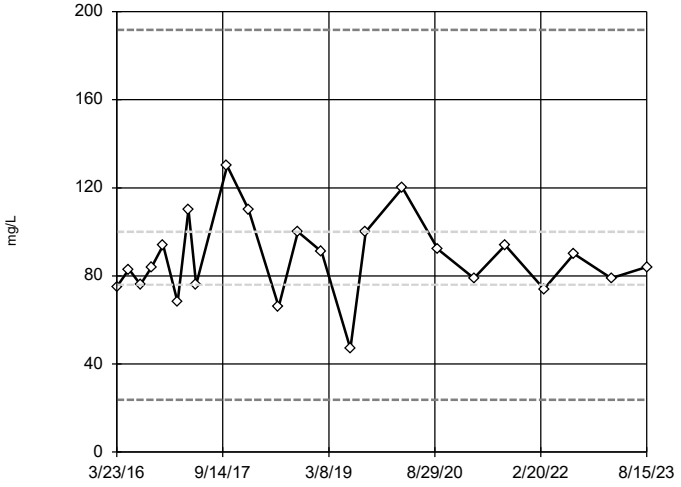

n = 23

No outliers found. Tukey's method selected by user.

Data were square root transformed to achieve best W statistic (graph shown in original units).

High cutoff = 191.7, low cutoff = 23.73, based on IQR multiplier of 3.

Constituent: Total Dissolved Solids [TDS] Analysis Run 3/26/2024 11:38 AM View: Appendix I & III - Intraw
Plant Wansley Data: Wansley Landfill

Sanitas™ v.10.0.16 . UG

Tukey's Outlier Screening

GWC-33

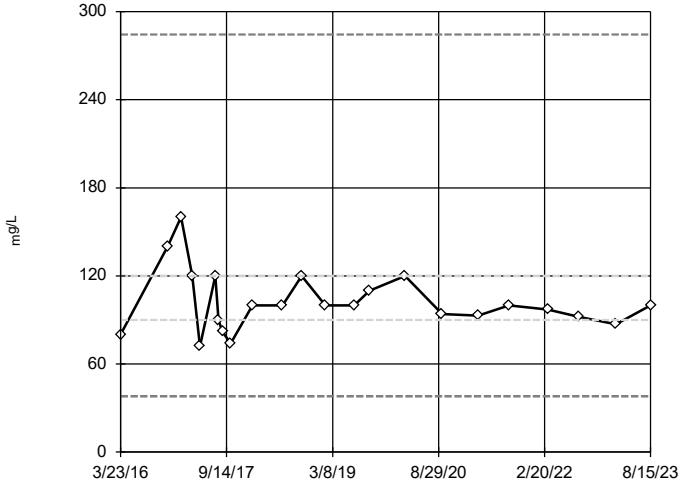

n = 23

No outliers found. Tukey's method selected by user.

Data were natural log transformed to achieve best W statistic (graph shown in original units).

High cutoff = 284.4, low cutoff = 37.97, based on IQR multiplier of 3.

Constituent: Total Dissolved Solids [TDS] Analysis Run 3/26/2024 11:38 AM View: Appendix I & III - Intraw
Plant Wansley Data: Wansley Landfill

Sanitas™ v.10.0.16 . UG

Tukey's Outlier Screening

GWC-34

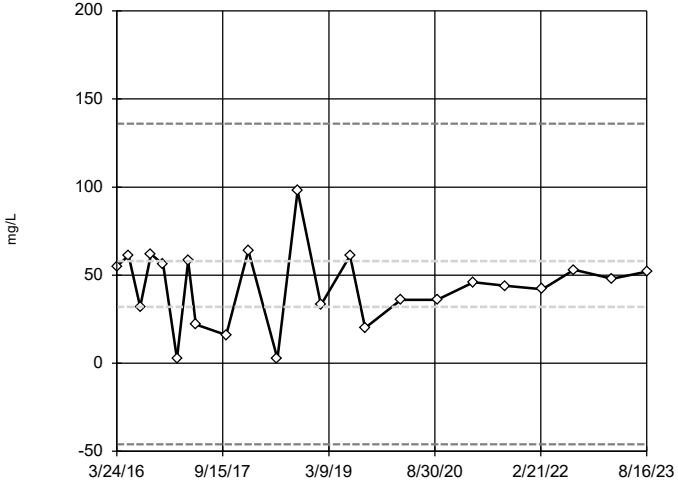

n = 23

No outliers found. Tukey's method selected by user.

Ladder of Powers transformations did not improve normality; analysis run on raw data.

High cutoff = 136, low cutoff = -46, based on IQR multiplier of 3.

Constituent: Total Dissolved Solids [TDS] Analysis Run 3/26/2024 11:38 AM View: Appendix I & III - Intraw
Plant Wansley Data: Wansley Landfill

Sanitas™ v.10.0.16 . UG

Tukey's Outlier Screening

GWC-35

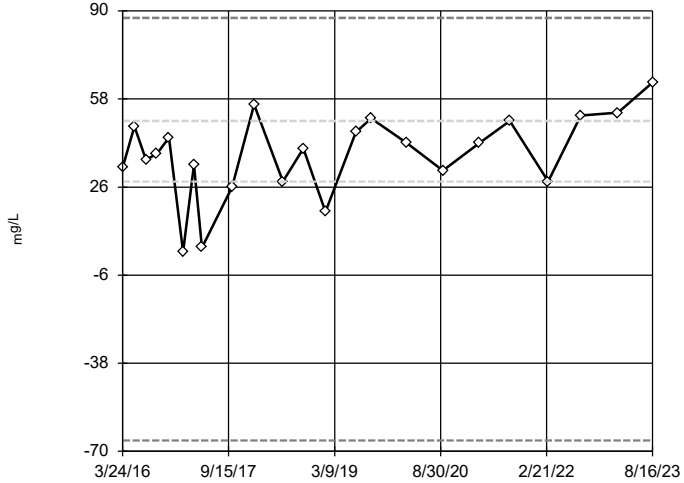

n = 23

No outliers found. Tukey's method selected by user.

Data were square transformed to achieve best W statistic (graph shown in original units).

High cutoff = 87.45, low cutoff = -66.06, based on IQR multiplier of 3.

Constituent: Total Dissolved Solids [TDS] Analysis Run 3/26/2024 11:38 AM View: Appendix I & III - Intraw
Plant Wansley Data: Wansley Landfill

Sanitas™ v.10.0.16 . UG

Tukey's Outlier Screening

GWC-5

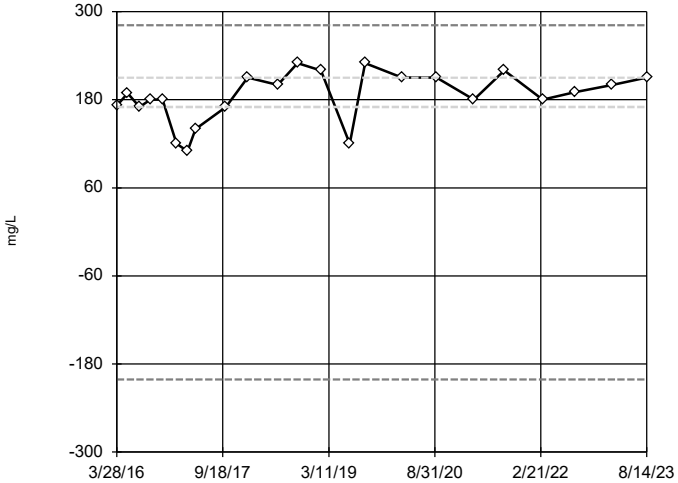

n = 23

No outliers found. Tukey's method selected by user.

Data were cube transformed to achieve best W statistic (graph shown in original units).

High cutoff = 281.5, low cutoff = -201.1, based on IQR multiplier of 3.

Constituent: Total Dissolved Solids [TDS] Analysis Run 3/26/2024 11:38 AM View: Appendix I & III - Intraw
Plant Wansley Data: Wansley Landfill

Sanitas™ v.10.0.16 . UG

Tukey's Outlier Screening

GWC-6

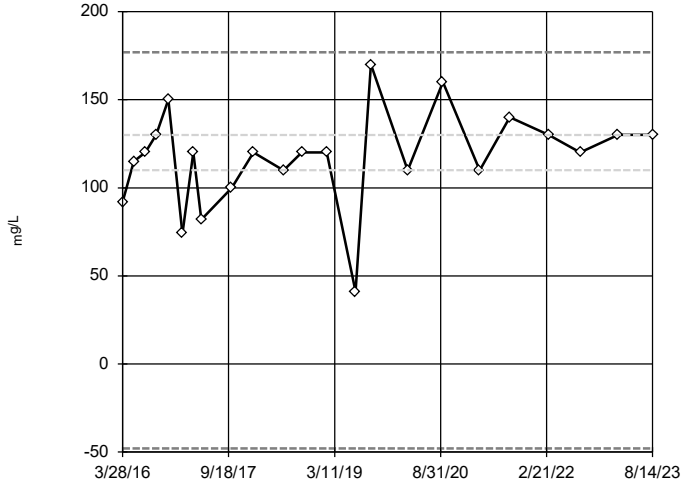

n = 23

No outliers found. Tukey's method selected by user.

Data were square transformed to achieve best W statistic (graph shown in original units).

High cutoff = 176.9, low cutoff = -47.96, based on IQR multiplier of 3.

Constituent: Total Dissolved Solids [TDS] Analysis Run 3/26/2024 11:38 AM View: Appendix I & III - Intraw
Plant Wansley Data: Wansley Landfill

Sanitas™ v.10.0.16 . UG

Tukey's Outlier Screening

GWC-7

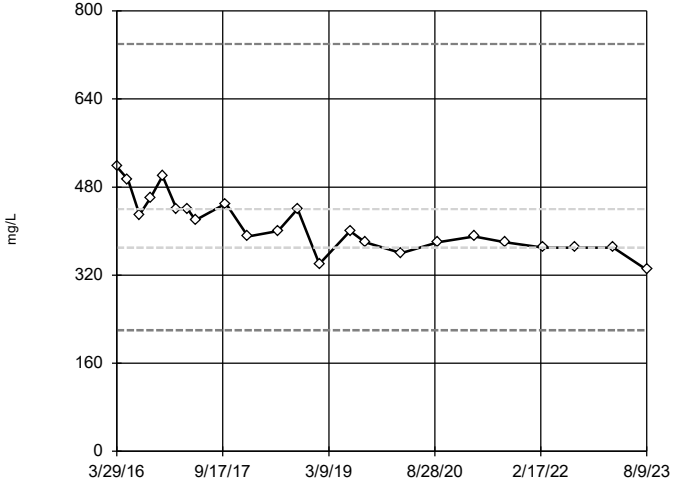

n = 23

No outliers found. Tukey's method selected by user.

Data were natural log transformed to achieve best W statistic (graph shown in original units).

High cutoff = 740, low cutoff = 220, based on IQR multiplier of 3.

Constituent: Total Dissolved Solids [TDS] Analysis Run 3/26/2024 11:38 AM View: Appendix I & III - Intraw
Plant Wansley Data: Wansley Landfill

Sanitas™ v.10.0.16 . UG

Tukey's Outlier Screening

GWC-8

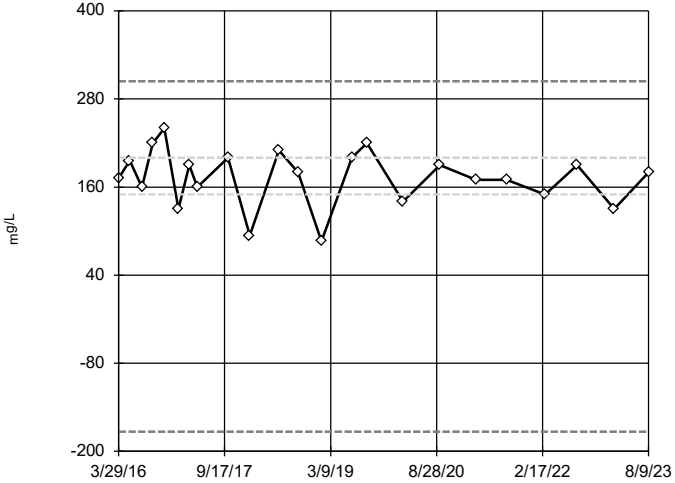

n = 23

No outliers found. Tukey's method selected by user.

Data were square transformed to achieve best W statistic (graph shown in original units).

High cutoff = 304.1, low cutoff = -173.2, based on IQR multiplier of 3.

Constituent: Total Dissolved Solids [TDS] Analysis Run 3/26/2024 11:38 AM View: Appendix I & III - Intraw
Plant Wansley Data: Wansley Landfill

Sanitas™ v.10.0.16 . UG

Tukey's Outlier Screening

GWC-9

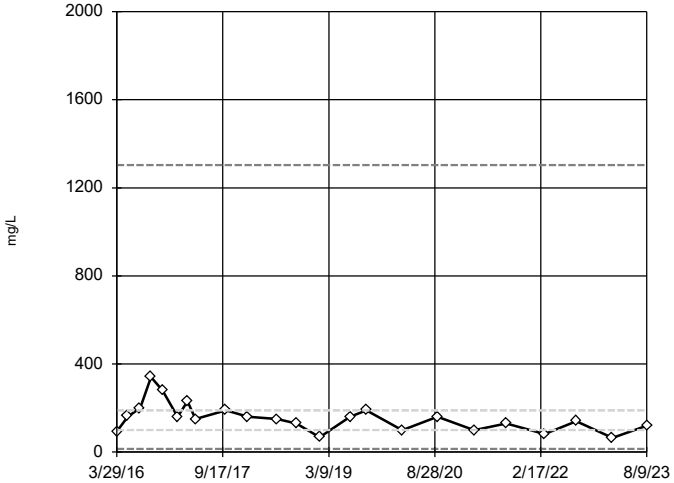

n = 23

No outliers found. Tukey's method selected by user.

Data were natural log transformed to achieve best W statistic (graph shown in original units).

High cutoff = 1303, low cutoff = 14.58, based on IQR multiplier of 3.

Constituent: Total Dissolved Solids [TDS] Analysis Run 3/26/2024 11:38 AM View: Appendix I & III - Intraw
Plant Wansley Data: Wansley Landfill

Sanitas™ v.10.0.16 . UG

Tukey's Outlier Screening

GWA-1 (bg)

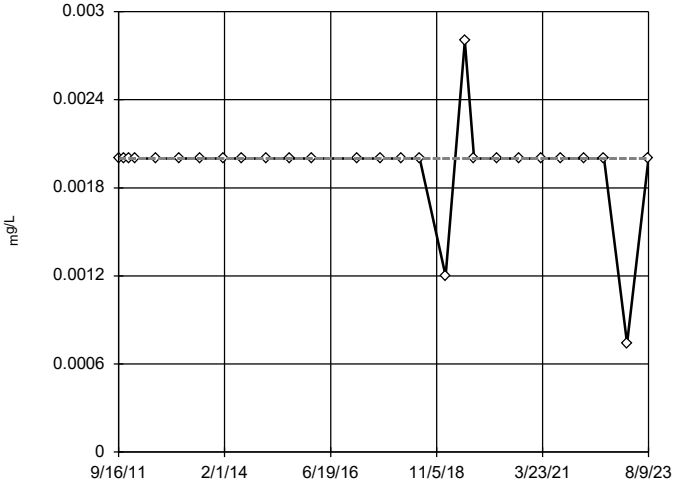

n = 27

No outliers found. Tukey's method selected by user.

Data were square transformed to achieve best W statistic (graph shown in original units).

The results were invalidated, because the lower and upper quartiles are equal.

Constituent: Vanadium Analysis Run 3/26/2024 11:38 AM View: Appendix I & III - Intrawell
Plant Wansley Data: Wansley Landfill

Sanitas™ v.10.0.16 . UG

Tukey's Outlier Screening

GWA-2 (bg)

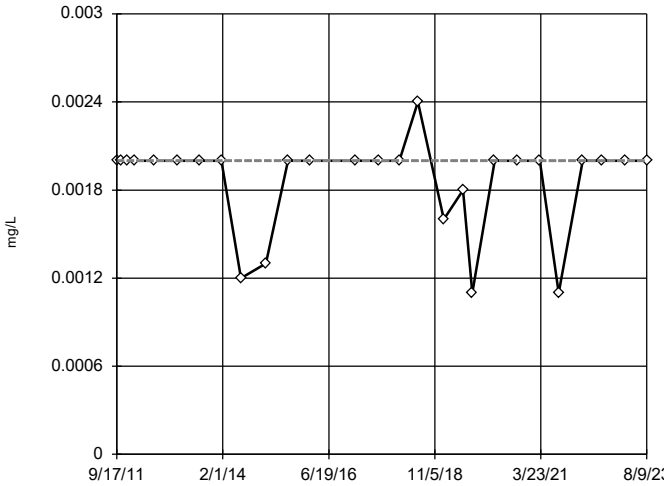

n = 27

No outliers found.
Tukey's method selected by user.

Data were x^4 transformed to achieve best W statistic (graph shown in original units).

The results were invalidated, because the lower and upper quartiles are equal.

Constituent: Vanadium Analysis Run 3/26/2024 11:38 AM View: Appendix I & III - Intrawell
Plant Wansley Data: Wansley Landfill

Sanitas™ v.10.0.16 . UG

Tukey's Outlier Screening

GWA-28 (bg)

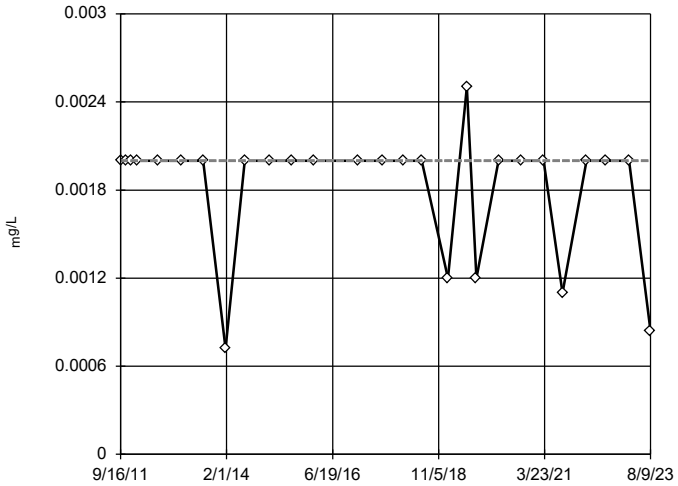

n = 27

No outliers found.
Tukey's method selected by user.

Data were cube transformed to achieve best W statistic (graph shown in original units).

The results were invalidated, because the lower and upper quartiles are equal.

Constituent: Vanadium Analysis Run 3/26/2024 11:38 AM View: Appendix I & III - Intrawell
Plant Wansley Data: Wansley Landfill

Sanitas™ v.10.0.16 . UG

Tukey's Outlier Screening

GWA-29 (bg)

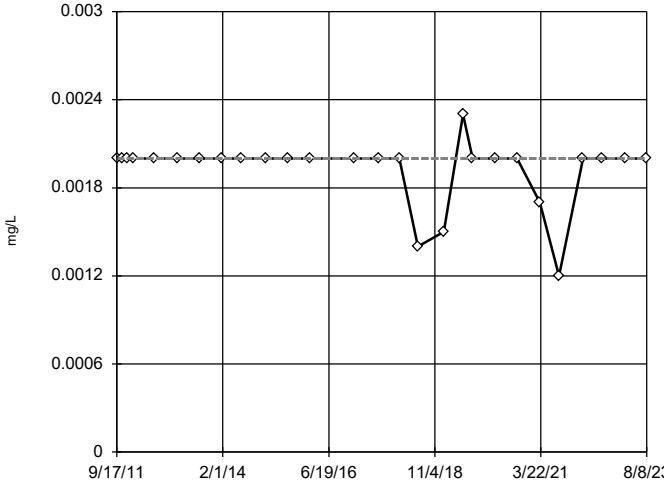

n = 27

No outliers found.
Tukey's method selected by user.

Data were x^4 transformed to achieve best W statistic (graph shown in original units).

The results were invalidated, because the lower and upper quartiles are equal.

Constituent: Vanadium Analysis Run 3/26/2024 11:38 AM View: Appendix I & III - Intrawell
Plant Wansley Data: Wansley Landfill

Sanitas™ v.10.0.16 . UG

Tukey's Outlier Screening

GWA-3 (bg)

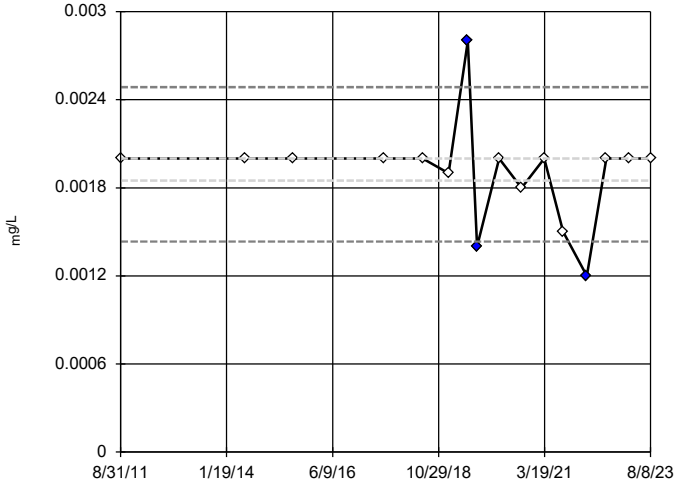

n = 16

Outliers are drawn as solid.
Tukey's method selected by user.

Data were square root transformed to achieve best W statistic (graph shown in original units).

High cutoff = 0.002486, low cutoff = 0.001434, based on IQR multiplier of 3.

Constituent: Vanadium Analysis Run 3/26/2024 11:38 AM View: Appendix I & III - Intrawell
Plant Wansley Data: Wansley Landfill

Sanitas™ v.10.0.16 . UG

Tukey's Outlier Screening

GWA-4 (bg)

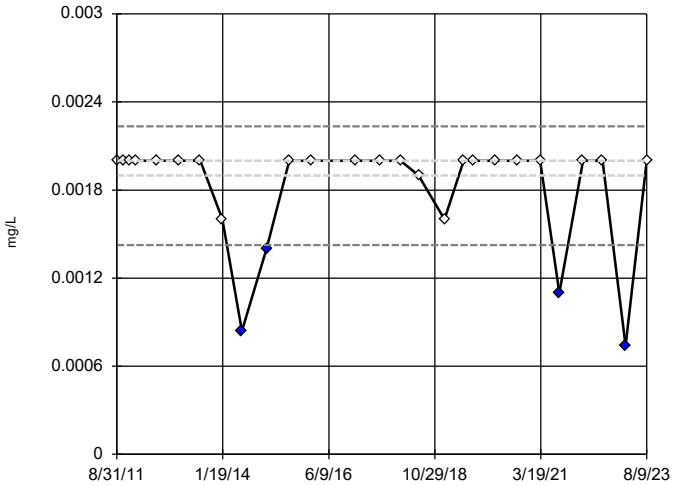

n = 27

Outliers are drawn as solid.
Tukey's method selected by user.

Data were x^4 transformed to achieve best W statistic (graph shown in original units).

High cutoff = 0.002234, low cutoff = 0.001425, based on IQR multiplier of 3.

Constituent: Vanadium Analysis Run 3/26/2024 11:38 AM View: Appendix I & III - Intrawell
Plant Wansley Data: Wansley Landfill

Sanitas™ v.10.0.16 . UG

Tukey's Outlier Screening

GWC-10

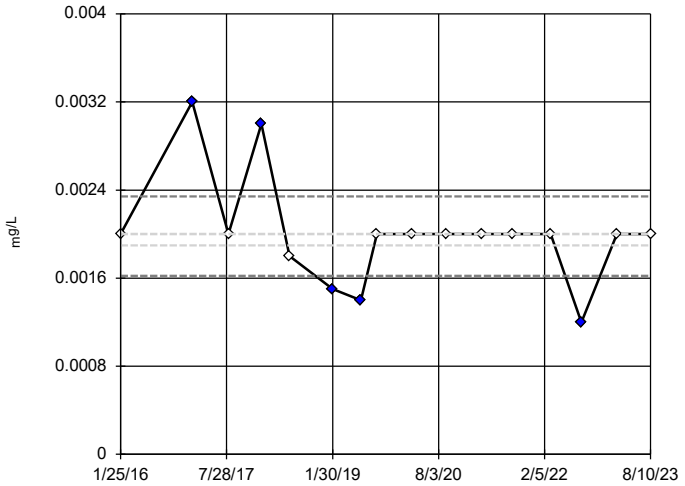

n = 16

Outliers are drawn as solid.
Tukey's method selected by user.

Data were natural log transformed to achieve best W statistic (graph shown in original units).

High cutoff = 0.002342, low cutoff = 0.00162, based on IQR multiplier of 3.

Constituent: Vanadium Analysis Run 3/26/2024 11:38 AM View: Appendix I & III - Intrawell
Plant Wansley Data: Wansley Landfill

Sanitas™ v.10.0.16 . UG

Tukey's Outlier Screening

GWC-11

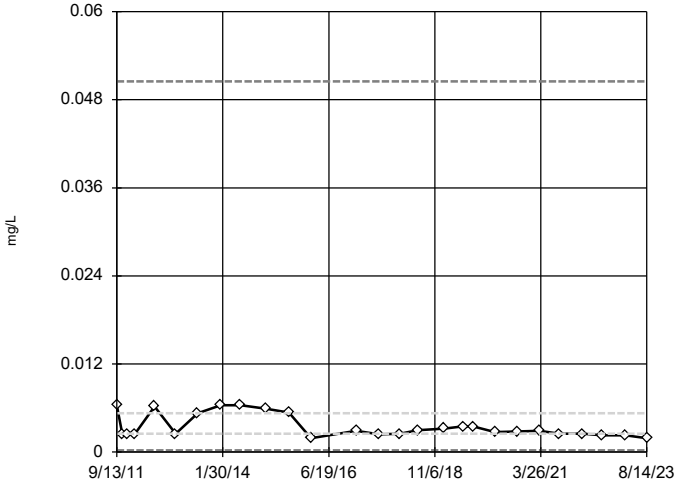

n = 27

No outliers found.
Tukey's method selected by user.

Data were natural log transformed to achieve best W statistic (graph shown in original units).

High cutoff = 0.0505, low cutoff = 0.0002624, based on IQR multiplier of 3.

Constituent: Vanadium Analysis Run 3/26/2024 11:38 AM View: Appendix I & III - Intrawell
Plant Wansley Data: Wansley Landfill

Sanitas™ v.10.0.16 . UG

Tukey's Outlier Screening

GWC-12

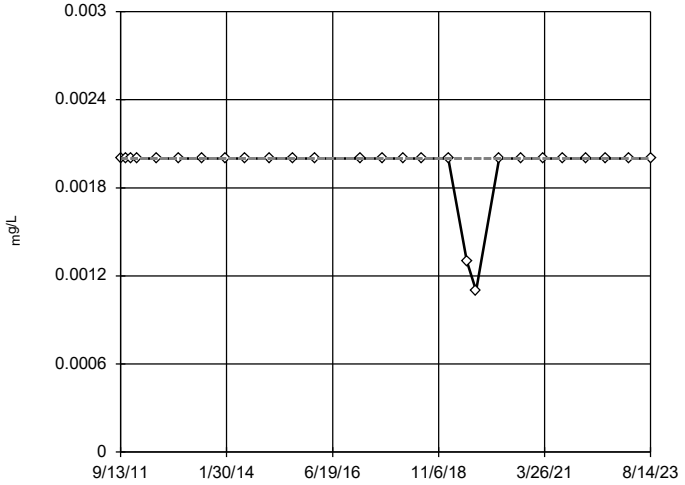

n = 27

No outliers found.
Tukey's method selected by user.

Data were natural log transformed to achieve best W statistic (graph shown in original units).

The results were invalidated, because the lower and upper quartiles are equal.

Constituent: Vanadium Analysis Run 3/26/2024 11:38 AM View: Appendix I & III - Intrawell
Plant Wansley Data: Wansley Landfill

Sanitas™ v.10.0.16 . UG

Tukey's Outlier Screening

GWC-13

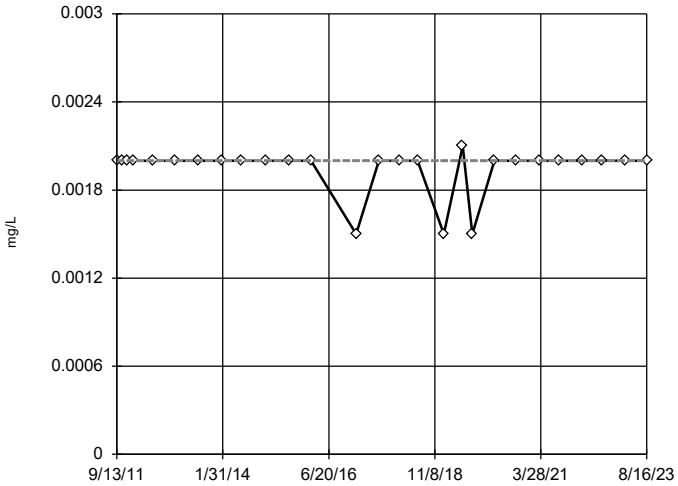

n = 27

No outliers found. Tukey's method selected by user.

Data were x^6 transformed to achieve best W statistic (graph shown in original units).

The results were invalidated, because the lower and upper quartiles are equal.

Constituent: Vanadium Analysis Run 3/26/2024 11:38 AM View: Appendix I & III - Intrawell
Plant Wansley Data: Wansley Landfill

Sanitas™ v.10.0.16 . UG

Tukey's Outlier Screening

GWC-14

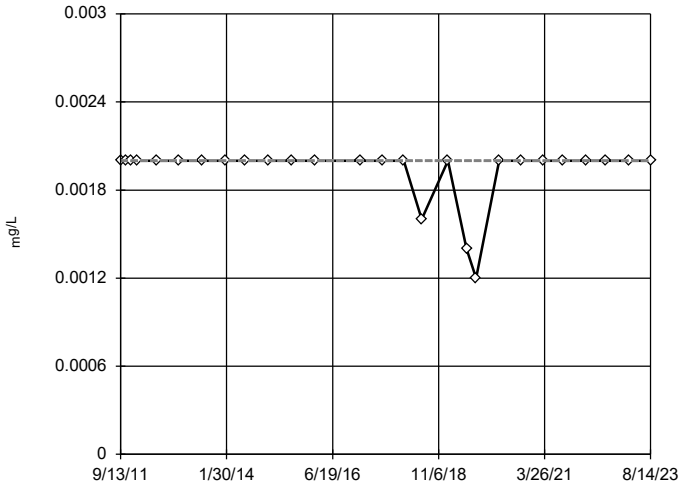

n = 27

No outliers found. Tukey's method selected by user.

Data were square transformed to achieve best W statistic (graph shown in original units).

The results were invalidated, because the lower and upper quartiles are equal.

Constituent: Vanadium Analysis Run 3/26/2024 11:38 AM View: Appendix I & III - Intrawell
Plant Wansley Data: Wansley Landfill

Sanitas™ v.10.0.16 . UG

Tukey's Outlier Screening

GWC-15

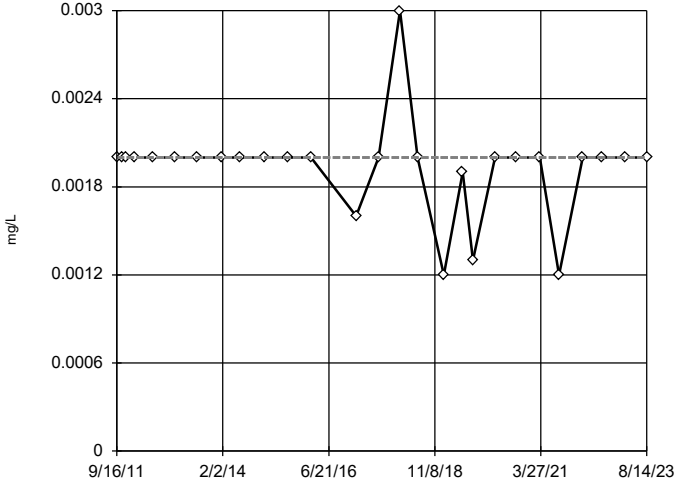

n = 27

No outliers found. Tukey's method selected by user.

Data were square root transformed to achieve best W statistic (graph shown in original units).

The results were invalidated, because the lower and upper quartiles are equal.

Constituent: Vanadium Analysis Run 3/26/2024 11:38 AM View: Appendix I & III - Intrawell
Plant Wansley Data: Wansley Landfill

Sanitas™ v.10.0.16 . UG

Tukey's Outlier Screening

GWC-16

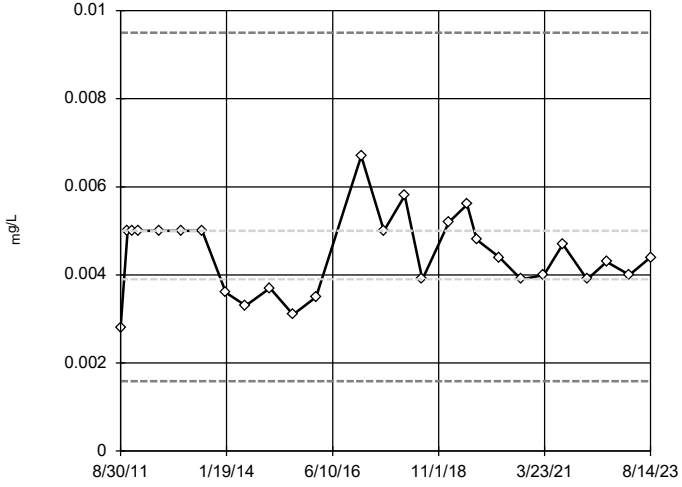

n = 27

No outliers found. Tukey's method selected by user.

Data were cube root transformed to achieve best W statistic (graph shown in original units).

High cutoff = 0.009497, low cutoff = 0.001587, based on IQR multiplier of 3.

Constituent: Vanadium Analysis Run 3/26/2024 11:38 AM View: Appendix I & III - Intrawell
Plant Wansley Data: Wansley Landfill

Sanitas™ v.10.0.16 . UG

Tukey's Outlier Screening

GWC-17

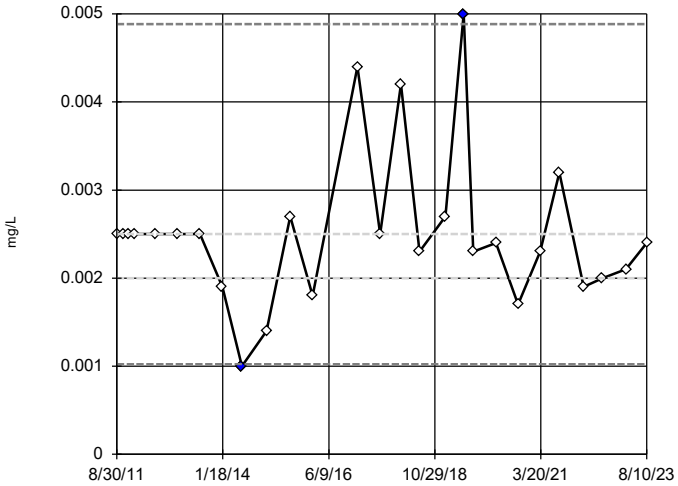

n = 27

Outliers are drawn as solid.
Tukey's method selected by user.

Data were natural log transformed to achieve best W statistic (graph shown in original units).

High cutoff = 0.004883, low cutoff = 0.001024, based on IQR multiplier of 3.

Constituent: Vanadium Analysis Run 3/26/2024 11:38 AM View: Appendix I & III - Intrawell
Plant Wansley Data: Wansley Landfill

Sanitas™ v.10.0.16 . UG

Tukey's Outlier Screening

GWC-18

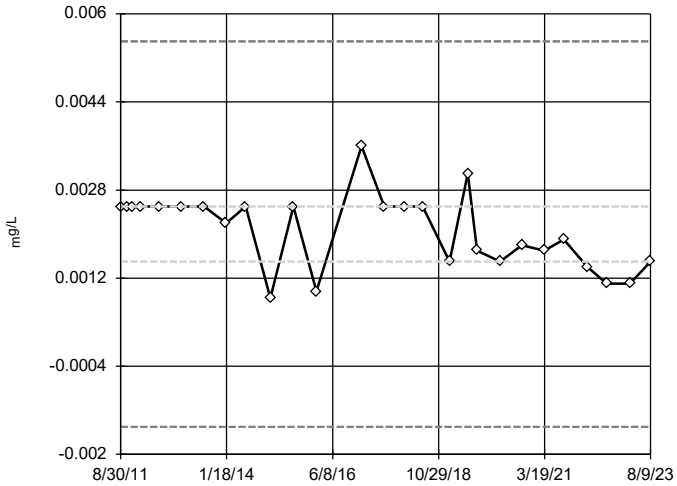

n = 27

No outliers found.
Tukey's method selected by user.

Ladder of Powers transformations did not improve normality; analysis run on raw data.

High cutoff = 0.0055, low cutoff = -0.0015, based on IQR multiplier of 3.

Constituent: Vanadium Analysis Run 3/26/2024 11:38 AM View: Appendix I & III - Intrawell
Plant Wansley Data: Wansley Landfill

Sanitas™ v.10.0.16 . UG

Tukey's Outlier Screening

GWC-19

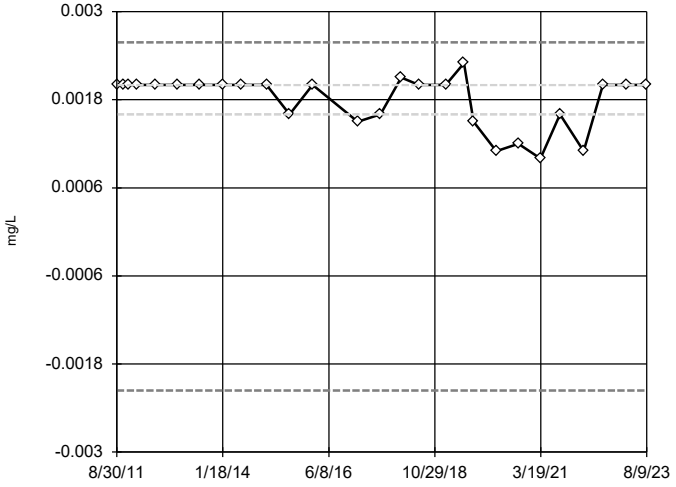

n = 27

No outliers found.
Tukey's method selected by user.

Data were x^4 transformed to achieve best W statistic (graph shown in original units).

High cutoff = 0.00258, low cutoff = -0.00216, based on IQR multiplier of 3.

Constituent: Vanadium Analysis Run 3/26/2024 11:38 AM View: Appendix I & III - Intrawell
Plant Wansley Data: Wansley Landfill

Sanitas™ v.10.0.16 . UG

Tukey's Outlier Screening

GWC-20

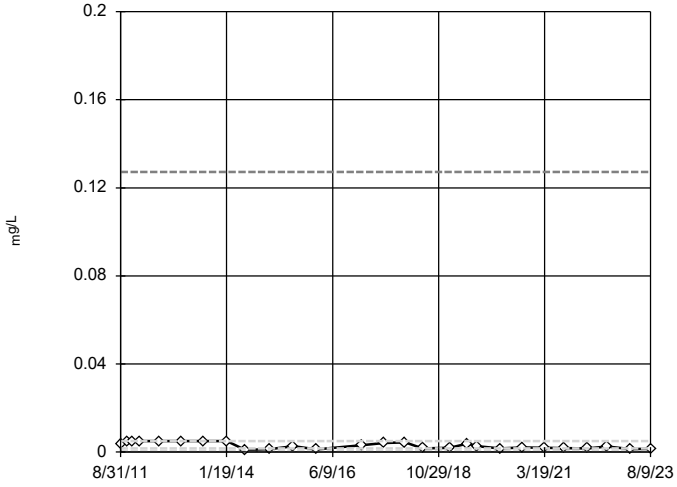

n = 27

No outliers found.
Tukey's method selected by user.

Data were natural log transformed to achieve best W statistic (graph shown in original units).

High cutoff = 0.1272, low cutoff = 0.00006682, based on IQR multiplier of 3.

Constituent: Vanadium Analysis Run 3/26/2024 11:38 AM View: Appendix I & III - Intrawell
Plant Wansley Data: Wansley Landfill

Sanitas™ v.10.0.16 . UG

Tukey's Outlier Screening

GWC-21

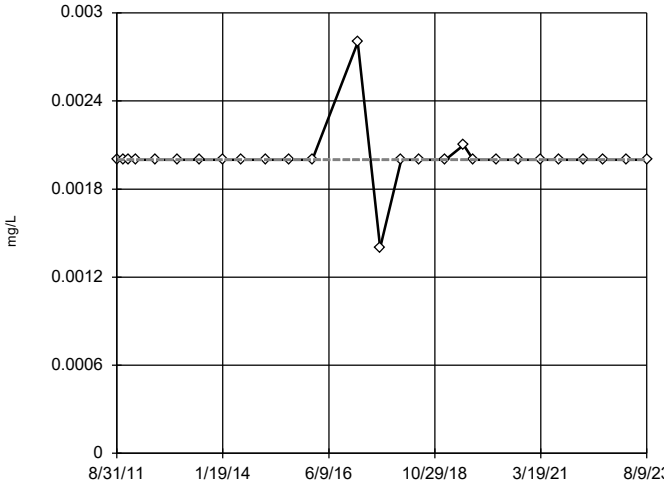

n = 27

No outliers found. Tukey's method selected by user.

Data were cube root transformed to achieve best W statistic (graph shown in original units).

The results were invalidated, because the lower and upper quartiles are equal.

Constituent: Vanadium Analysis Run 3/26/2024 11:38 AM View: Appendix I & III - Intrawell
Plant Wansley Data: Wansley Landfill

Sanitas™ v.10.0.16 . UG

Tukey's Outlier Screening

GWC-22

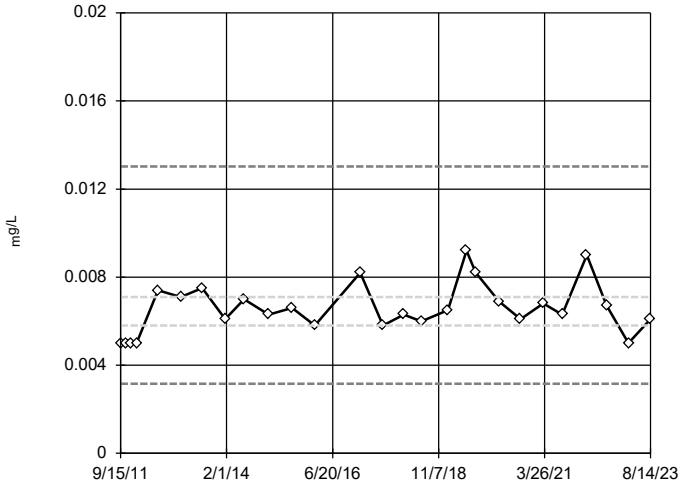

n = 27

No outliers found. Tukey's method selected by user.

Data were natural log transformed to achieve best W statistic (graph shown in original units).

High cutoff = 0.01302, low cutoff = 0.003162, based on IQR multiplier of 3.

Constituent: Vanadium Analysis Run 3/26/2024 11:38 AM View: Appendix I & III - Intrawell
Plant Wansley Data: Wansley Landfill

Sanitas™ v.10.0.16 . UG

Tukey's Outlier Screening

GWC-23

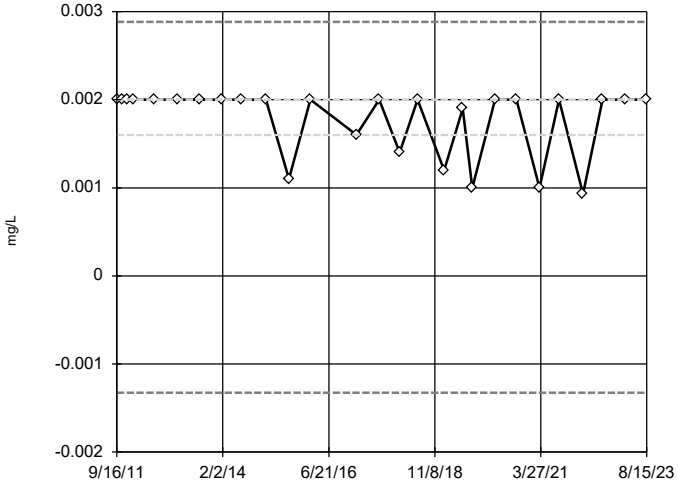

n = 27

No outliers found. Tukey's method selected by user.

Data were square transformed to achieve best W statistic (graph shown in original units).

High cutoff = 0.002884, low cutoff = -0.001327, based on IQR multiplier of 3.

Constituent: Vanadium Analysis Run 3/26/2024 11:38 AM View: Appendix I & III - Intrawell
Plant Wansley Data: Wansley Landfill

Sanitas™ v.10.0.16 . UG

Tukey's Outlier Screening

GWC-24

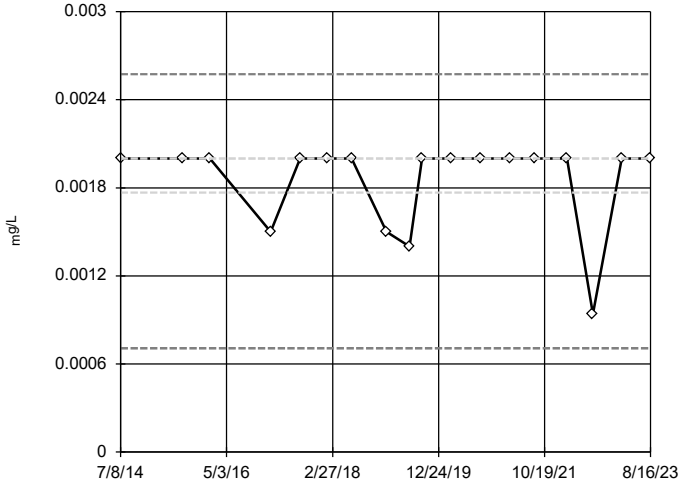

n = 18

No outliers found. Tukey's method selected by user.

Data were square transformed to achieve best W statistic (graph shown in original units).

High cutoff = 0.002574, low cutoff = 0.0007071, based on IQR multiplier of 3.

Constituent: Vanadium Analysis Run 3/26/2024 11:38 AM View: Appendix I & III - Intrawell
Plant Wansley Data: Wansley Landfill

Sanitas™ v.10.0.16 . UG

Tukey's Outlier Screening

GWC-25

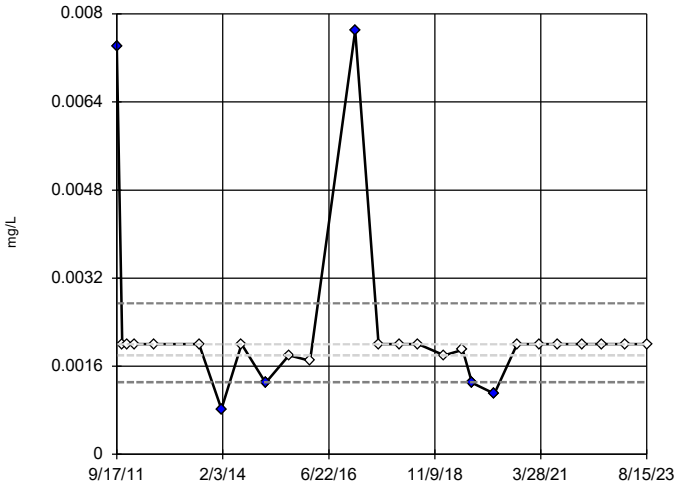

n = 26

Outliers are drawn as solid.
Tukey's method selected by user.

Data were natural log transformed to achieve best W statistic (graph shown in original units).

High cutoff = 0.002743, low cutoff = 0.001312, based on IQR multiplier of 3.

Constituent: Vanadium Analysis Run 3/26/2024 11:38 AM View: Appendix I & III - Intrawell
Plant Wansley Data: Wansley Landfill

Sanitas™ v.10.0.16 . UG

Tukey's Outlier Screening

GWC-26

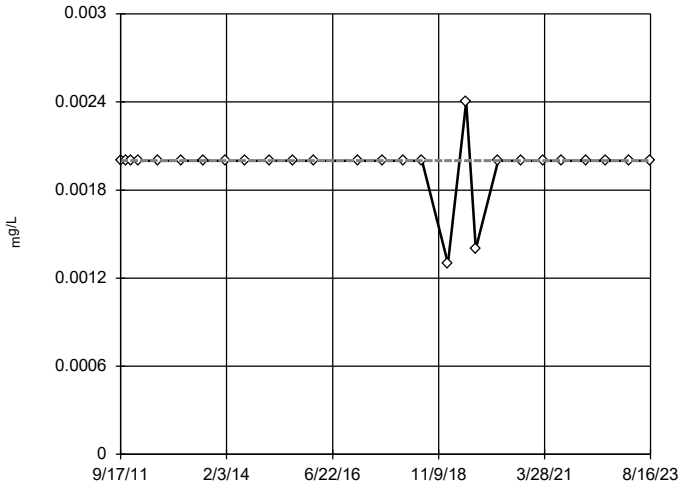

n = 27

No outliers found.
Tukey's method selected by user.

Data were cube transformed to achieve best W statistic (graph shown in original units).

The results were invalidated, because the lower and upper quartiles are equal.

Constituent: Vanadium Analysis Run 3/26/2024 11:38 AM View: Appendix I & III - Intrawell
Plant Wansley Data: Wansley Landfill

Sanitas™ v.10.0.16 . UG

Tukey's Outlier Screening

GWC-27

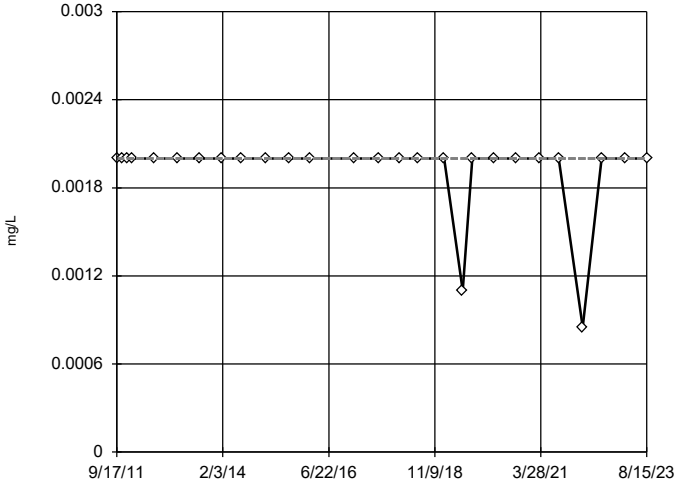

n = 27

No outliers found.
Tukey's method selected by user.

Data were natural log transformed to achieve best W statistic (graph shown in original units).

The results were invalidated, because the lower and upper quartiles are equal.

Constituent: Vanadium Analysis Run 3/26/2024 11:38 AM View: Appendix I & III - Intrawell
Plant Wansley Data: Wansley Landfill

Sanitas™ v.10.0.16 . UG

Tukey's Outlier Screening

GWC-30

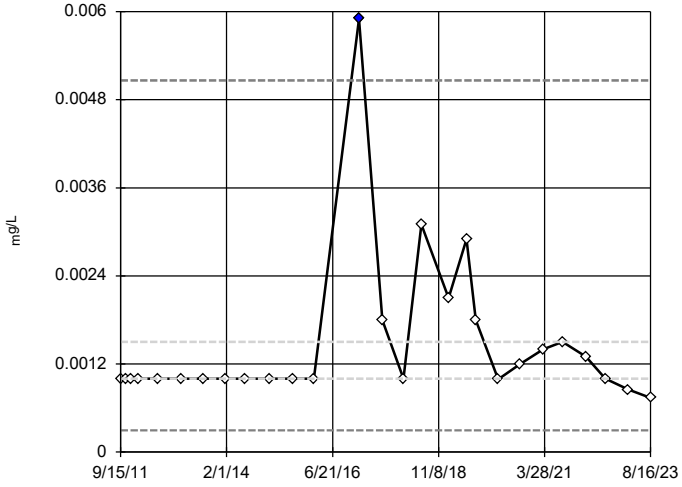

n = 27

Outlier is drawn as solid.
Tukey's method selected by user.

Data were natural log transformed to achieve best W statistic (graph shown in original units).

High cutoff = 0.005062, low cutoff = 0.0002963, based on IQR multiplier of 3.

Constituent: Vanadium Analysis Run 3/26/2024 11:38 AM View: Appendix I & III - Intrawell
Plant Wansley Data: Wansley Landfill

Sanitas™ v.10.0.16 . UG

Tukey's Outlier Screening

GWC-31

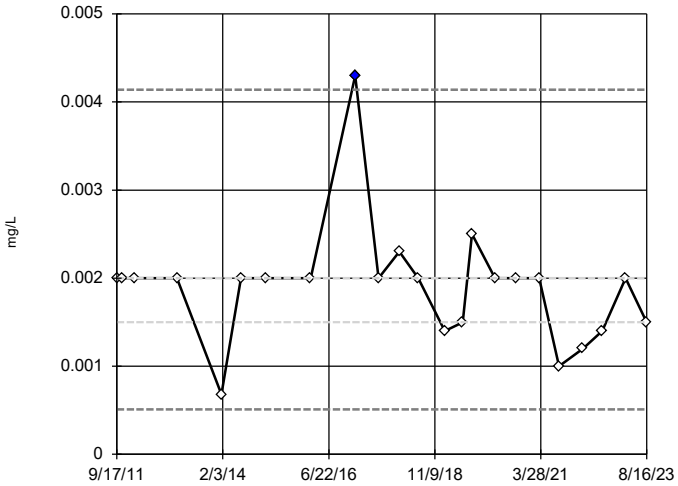

n = 23

Outlier is drawn as solid. Tukey's method selected by user.

Data were cube root transformed to achieve best W statistic (graph shown in original units).

High cutoff = 0.004139, low cutoff = 0.0005103, based on IQR multiplier of 3.

Constituent: Vanadium Analysis Run 3/26/2024 11:38 AM View: Appendix I & III - Intrawell
Plant Wansley Data: Wansley Landfill

Sanitas™ v.10.0.16 . UG

Tukey's Outlier Screening

GWC-32

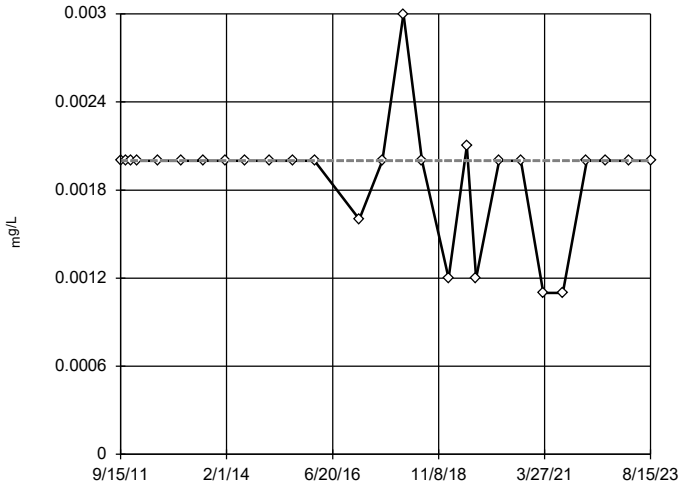

n = 27

No outliers found. Tukey's method selected by user.

Ladder of Powers transformations did not improve normality; analysis run on raw data.

The results were invalidated, because the lower and upper quartiles are equal.

Constituent: Vanadium Analysis Run 3/26/2024 11:38 AM View: Appendix I & III - Intrawell
Plant Wansley Data: Wansley Landfill

Sanitas™ v.10.0.16 . UG

Tukey's Outlier Screening

GWC-33

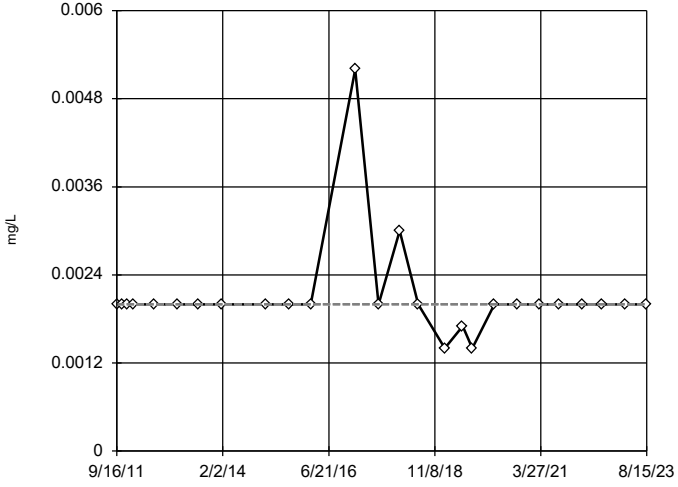

n = 26

No outliers found. Tukey's method selected by user.

Data were natural log transformed to achieve best W statistic (graph shown in original units).

The results were invalidated, because the lower and upper quartiles are equal.

Constituent: Vanadium Analysis Run 3/26/2024 11:38 AM View: Appendix I & III - Intrawell
Plant Wansley Data: Wansley Landfill

Sanitas™ v.10.0.16 . UG

Tukey's Outlier Screening

GWC-34

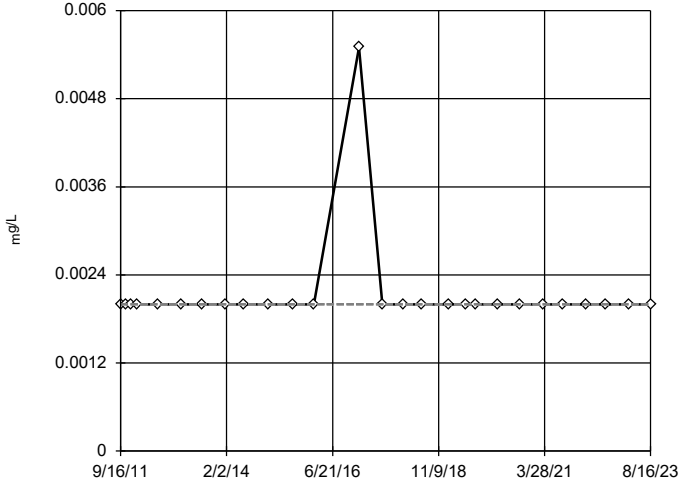

n = 27

No outliers found. Tukey's method selected by user.

Data were natural log transformed to achieve best W statistic (graph shown in original units).

The results were invalidated, because the lower and upper quartiles are equal.

Constituent: Vanadium Analysis Run 3/26/2024 11:38 AM View: Appendix I & III - Intrawell
Plant Wansley Data: Wansley Landfill

Sanitas™ v.10.0.16 . UG

Tukey's Outlier Screening

GWC-35

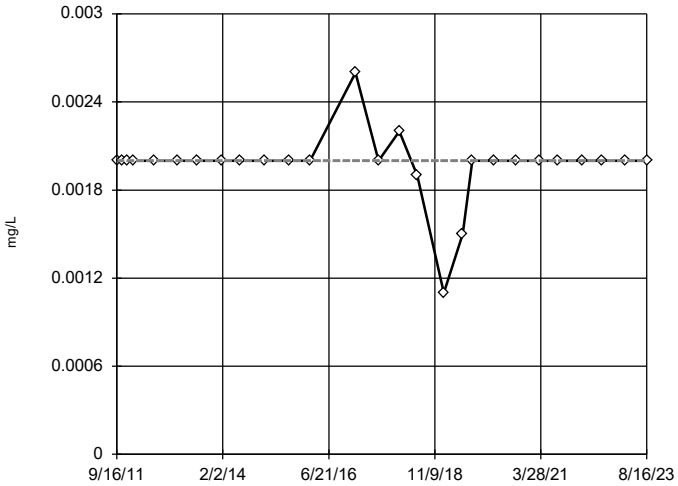

n = 27

No outliers found. Tukey's method selected by user.

Data were square transformed to achieve best W statistic (graph shown in original units).

The results were invalidated, because the lower and upper quartiles are equal.

Constituent: Vanadium Analysis Run 3/26/2024 11:38 AM View: Appendix I & III - Intrawell
Plant Wansley Data: Wansley Landfill

Sanitas™ v.10.0.16 . UG

Tukey's Outlier Screening

GWC-5

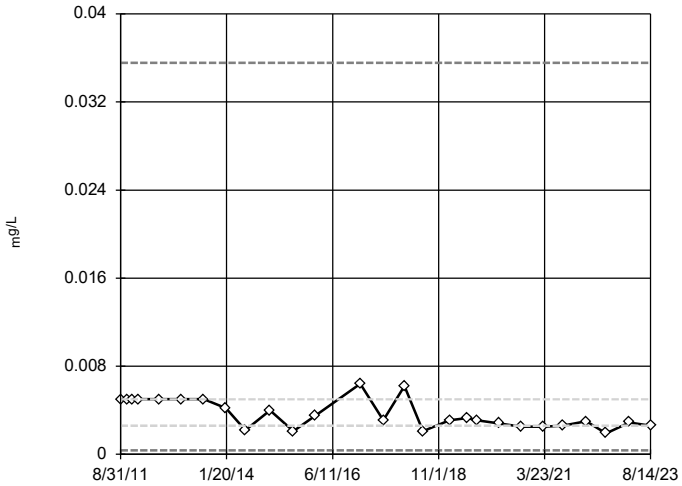

n = 27

No outliers found. Tukey's method selected by user.

Data were natural log transformed to achieve best W statistic (graph shown in original units).

High cutoff = 0.03556, low cutoff = 0.0003656, based on IQR multiplier of 3.

Constituent: Vanadium Analysis Run 3/26/2024 11:38 AM View: Appendix I & III - Intrawell
Plant Wansley Data: Wansley Landfill

Sanitas™ v.10.0.16 . UG

Tukey's Outlier Screening

GWC-6

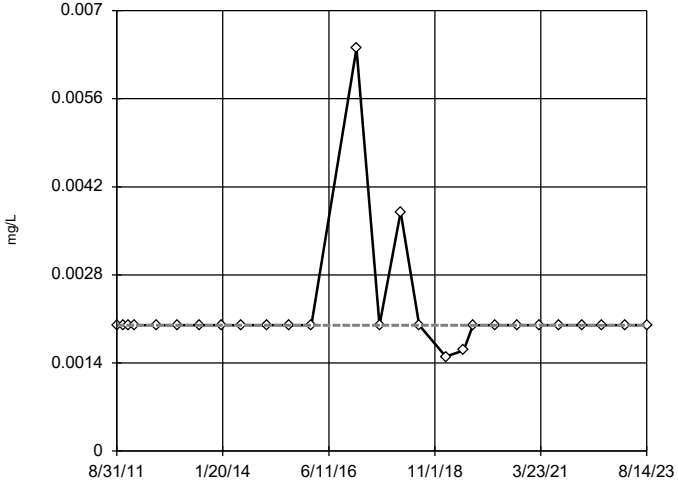

n = 27

No outliers found. Tukey's method selected by user.

Data were natural log transformed to achieve best W statistic (graph shown in original units).

The results were invalidated, because the lower and upper quartiles are equal.

Constituent: Vanadium Analysis Run 3/26/2024 11:38 AM View: Appendix I & III - Intrawell
Plant Wansley Data: Wansley Landfill

Sanitas™ v.10.0.16 . UG

Tukey's Outlier Screening

GWC-7

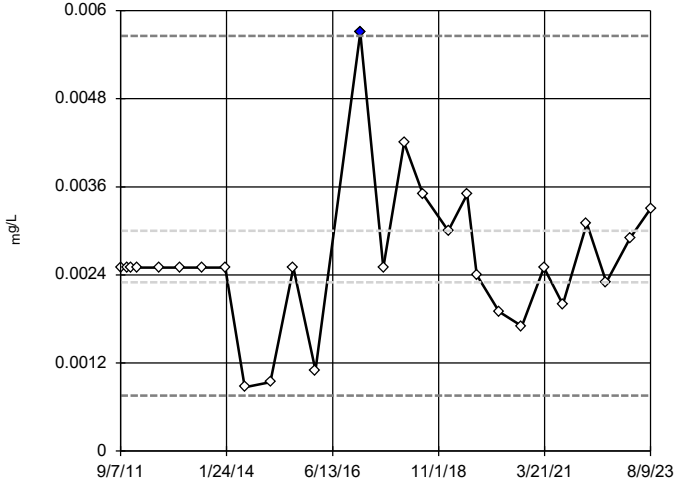

n = 27

Outlier is drawn as solid. Tukey's method selected by user.

Data were square root transformed to achieve best W statistic (graph shown in original units).

High cutoff = 0.005657, low cutoff = 0.0007572, based on IQR multiplier of 3.

Constituent: Vanadium Analysis Run 3/26/2024 11:38 AM View: Appendix I & III - Intrawell
Plant Wansley Data: Wansley Landfill

Sanitas™ v.10.0.16 . UG

Tukey's Outlier Screening

GWC-8

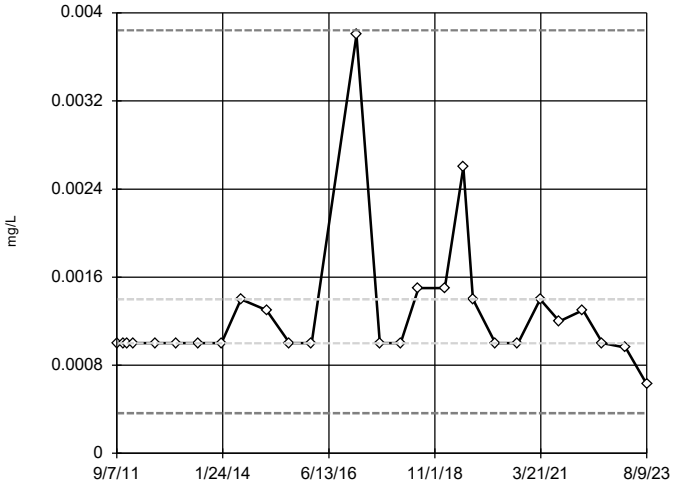

n = 27

No outliers found. Tukey's method selected by user.

Data were natural log transformed to achieve best W statistic (graph shown in original units).

High cutoff = 0.003842, low cutoff = 0.0003644, based on IQR multiplier of 3.

Constituent: Vanadium Analysis Run 3/26/2024 11:38 AM View: Appendix I & III - Intrawell

Plant Wansley Data: Wansley Landfill

Sanitas™ v.10.0.16 . UG

Tukey's Outlier Screening

GWC-9

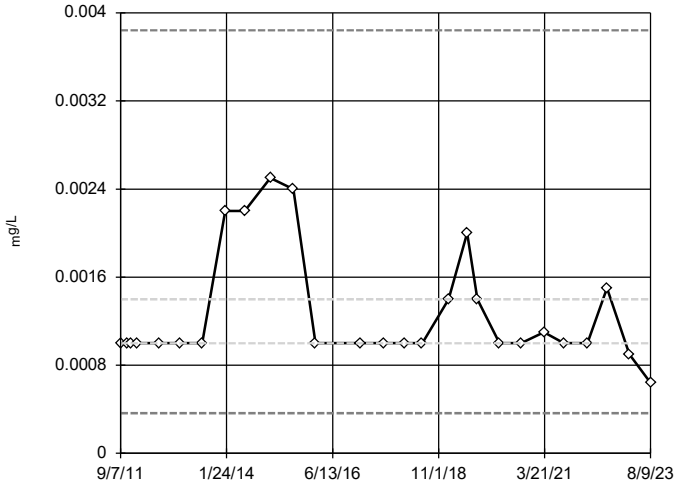

n = 27

No outliers found. Tukey's method selected by user.

Data were natural log transformed to achieve best W statistic (graph shown in original units).

High cutoff = 0.003842, low cutoff = 0.0003644, based on IQR multiplier of 3.

Constituent: Vanadium Analysis Run 3/26/2024 11:38 AM View: Appendix I & III - Intrawell

Plant Wansley Data: Wansley Landfill

Sanitas™ v.10.0.16 . UG

Tukey's Outlier Screening

GWA-1 (bg)

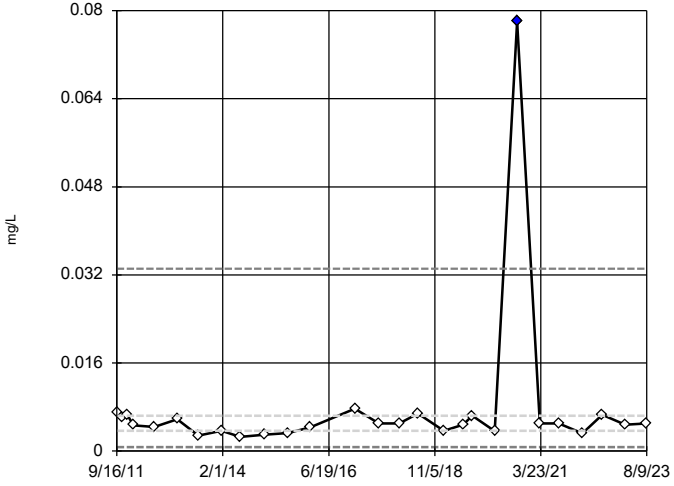

n = 27

Outlier is drawn as solid. Tukey's method selected by user.

Data were natural log transformed to achieve best W statistic (graph shown in original units).

High cutoff = 0.03312, low cutoff = 0.0007149, based on IQR multiplier of 3.

Constituent: Zinc Analysis Run 3/26/2024 11:38 AM View: Appendix I & III - Intrawell

Plant Wansley Data: Wansley Landfill

Sanitas™ v.10.0.16 . UG

Tukey's Outlier Screening

GWA-2 (bg)

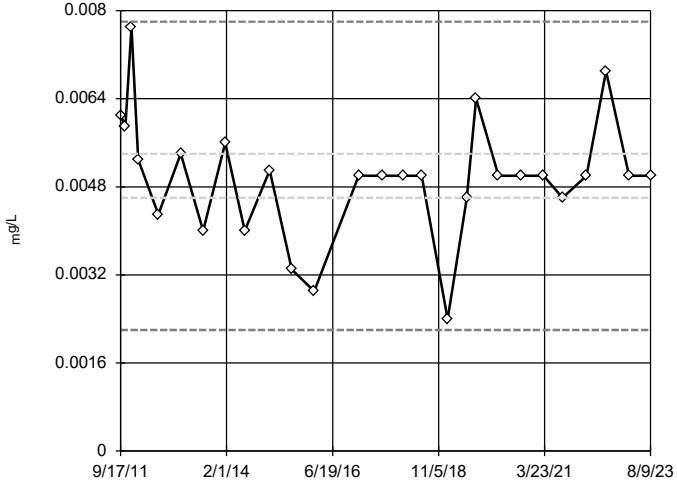

n = 27

No outliers found. Tukey's method selected by user.

Ladder of Powers transformations did not improve normality; analysis run on raw data.

High cutoff = 0.0078, low cutoff = 0.0022, based on IQR multiplier of 3.

Constituent: Zinc Analysis Run 3/26/2024 11:39 AM View: Appendix I & III - Intrawell

Plant Wansley Data: Wansley Landfill

Sanitas™ v.10.0.16 . UG

Tukey's Outlier Screening

GWA-28 (bg)

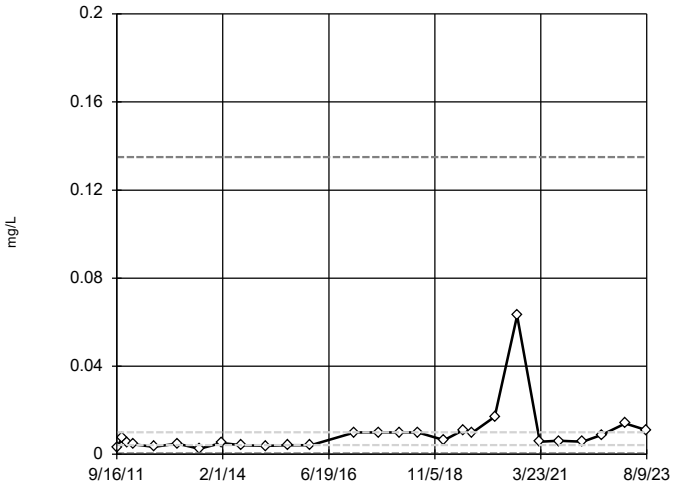

n = 27

No outliers found. Tukey's method selected by user.

Data were natural log transformed to achieve best W statistic (graph shown in original units).

High cutoff = 0.135, low cutoff = 0.0003112, based on IQR multiplier of 3.

Constituent: Zinc Analysis Run 3/26/2024 11:39 AM View: Appendix I & III - Intrawell

Plant Wansley Data: Wansley Landfill

Sanitas™ v.10.0.16 . UG

Tukey's Outlier Screening

GWA-29 (bg)

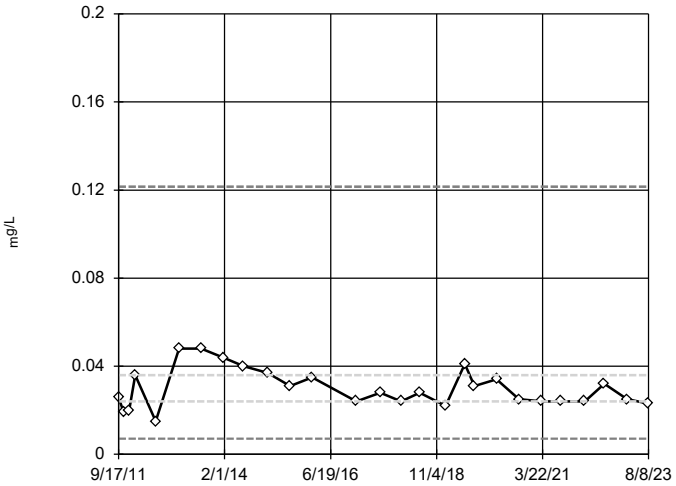

n = 27

No outliers found. Tukey's method selected by user.

Data were natural log transformed to achieve best W statistic (graph shown in original units).

High cutoff = 0.1215, low cutoff = 0.007111, based on IQR multiplier of 3.

Constituent: Zinc Analysis Run 3/26/2024 11:39 AM View: Appendix I & III - Intrawell

Plant Wansley Data: Wansley Landfill

Sanitas™ v.10.0.16 . UG

Tukey's Outlier Screening

GWA-3 (bg)

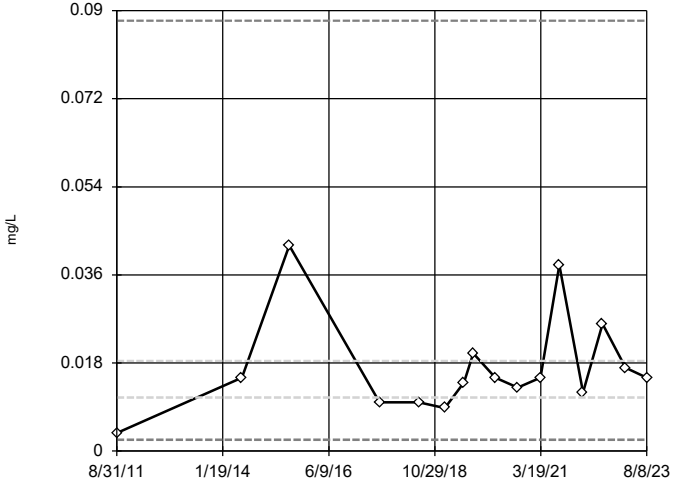

n = 16

No outliers found. Tukey's method selected by user.

Data were natural log transformed to achieve best W statistic (graph shown in original units).

High cutoff = 0.08794, low cutoff = 0.002297, based on IQR multiplier of 3.

Constituent: Zinc Analysis Run 3/26/2024 11:39 AM View: Appendix I & III - Intrawell

Plant Wansley Data: Wansley Landfill

Sanitas™ v.10.0.16 . UG

Tukey's Outlier Screening

GWA-4 (bg)

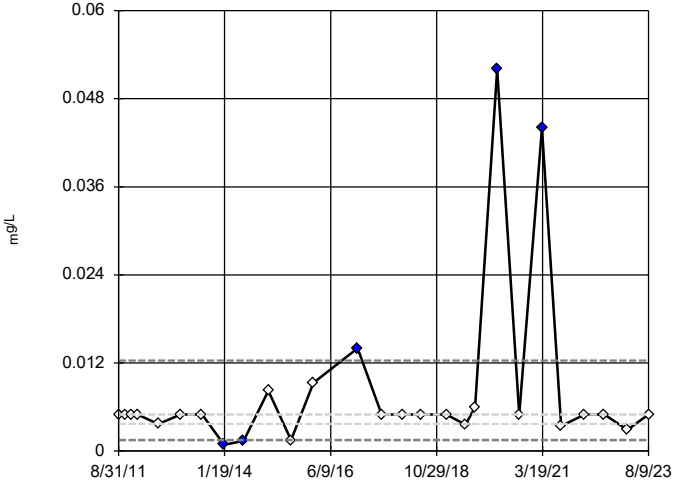

n = 27

Outliers are drawn as solid.
Tukey's method selected by user.

Data were natural log transformed to achieve best W statistic (graph shown in original units).

High cutoff = 0.01234, low cutoff = 0.001499, based on IQR multiplier of 3.

Constituent: Zinc Analysis Run 3/26/2024 11:39 AM View: Appendix I & III - Intrawell

Plant Wansley Data: Wansley Landfill

Tukey's Outlier Screening

GWC-10

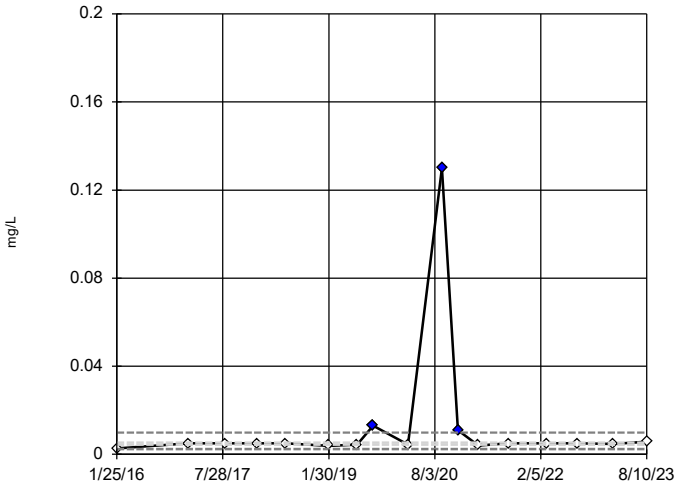

n = 17

Outliers are drawn as solid.
Tukey's method selected by user.

Data were natural log transformed to achieve best W statistic (graph shown in original units).

High cutoff = 0.009873, low cutoff = 0.0024, based on IQR multiplier of 3.

Constituent: Zinc Analysis Run 3/26/2024 11:39 AM View: Appendix I & III - Intrawell
Plant Wansley Data: Wansley Landfill

Sanitas™ v.10.0.16 . UG

Tukey's Outlier Screening

GWC-11

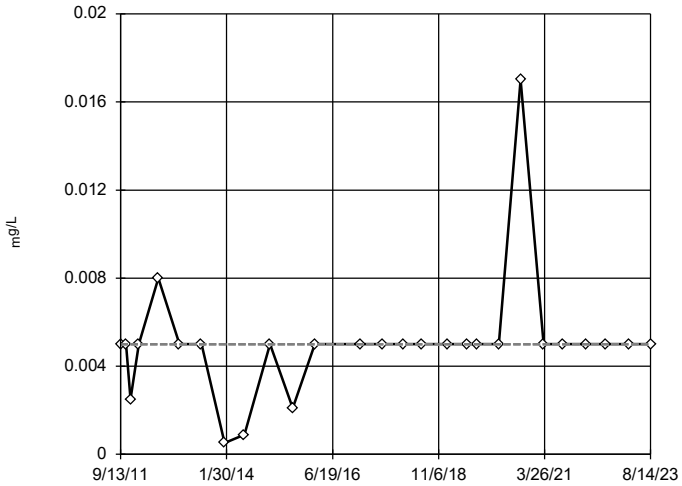

n = 27

No outliers found.
Tukey's method selected by user.

Data were cube root transformed to achieve best W statistic (graph shown in original units).

The results were invalidated, because the lower and upper quartiles are equal.

Constituent: Zinc Analysis Run 3/26/2024 11:39 AM View: Appendix I & III - Intrawell
Plant Wansley Data: Wansley Landfill

Sanitas™ v.10.0.16 . UG

Tukey's Outlier Screening

GWC-12

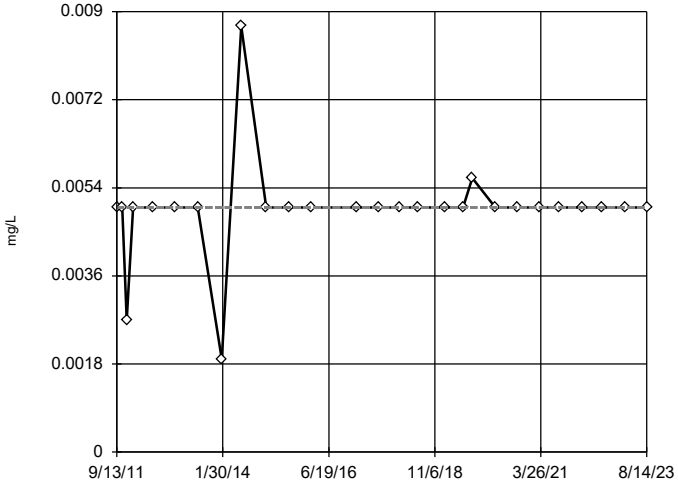

n = 27

No outliers found.
Tukey's method selected by user.

Ladder of Powers transformations did not improve normality; analysis run on raw data.

The results were invalidated, because the lower and upper quartiles are equal.

Constituent: Zinc Analysis Run 3/26/2024 11:39 AM View: Appendix I & III - Intrawell
Plant Wansley Data: Wansley Landfill

Sanitas™ v.10.0.16 . UG

Tukey's Outlier Screening

GWC-13

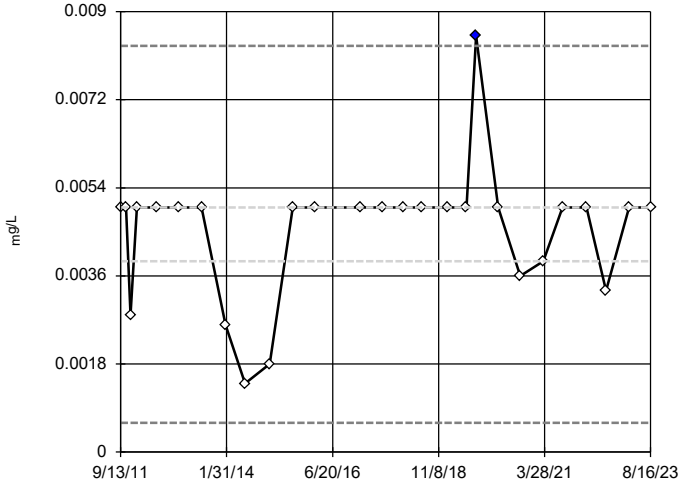

n = 27

Outlier is drawn as solid.
Tukey's method selected by user.

Ladder of Powers transformations did not improve normality; analysis run on raw data.

High cutoff = 0.0083, low cutoff = 0.0006, based on IQR multiplier of 3.

Constituent: Zinc Analysis Run 3/26/2024 11:39 AM View: Appendix I & III - Intrawell
Plant Wansley Data: Wansley Landfill

Tukey's Outlier Screening

GWC-14

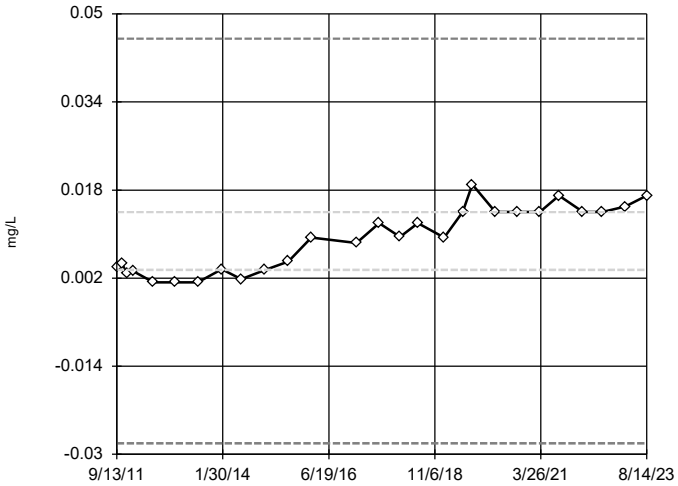

n = 27

No outliers found. Tukey's method selected by user.

Ladder of Powers transformations did not improve normality; analysis run on raw data.

High cutoff = 0.0455, low cutoff = -0.028, based on IQR multiplier of 3.

Constituent: Zinc Analysis Run 3/26/2024 11:39 AM View: Appendix I & III - Intrawell
Plant Wansley Data: Wansley Landfill

Sanitas™ v.10.0.16 . UG

Tukey's Outlier Screening

GWC-15

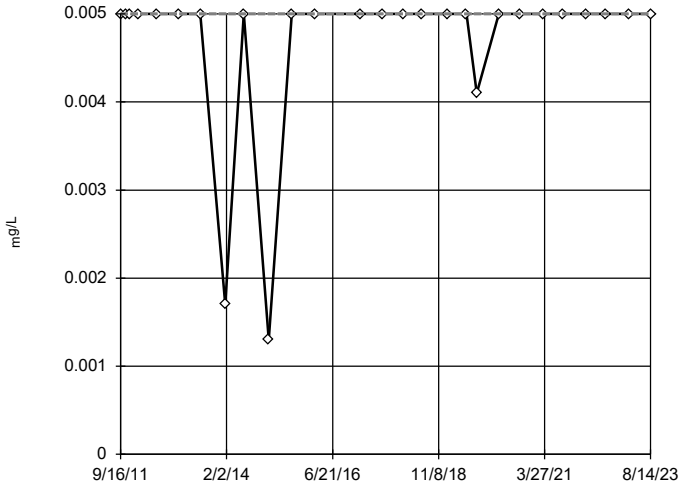

n = 27

No outliers found. Tukey's method selected by user.

Data were x^6 transformed to achieve best W statistic (graph shown in original units).

The results were invalidated, because the lower and upper quartiles are equal.

Constituent: Zinc Analysis Run 3/26/2024 11:39 AM View: Appendix I & III - Intrawell
Plant Wansley Data: Wansley Landfill

Sanitas™ v.10.0.16 . UG

Tukey's Outlier Screening

GWC-16

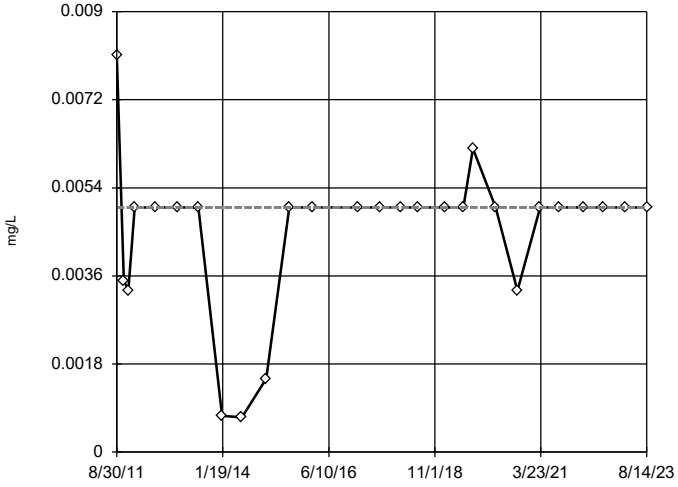

n = 27

No outliers found. Tukey's method selected by user.

Ladder of Powers transformations did not improve normality; analysis run on raw data.

The results were invalidated, because the lower and upper quartiles are equal.

Constituent: Zinc Analysis Run 3/26/2024 11:39 AM View: Appendix I & III - Intrawell
Plant Wansley Data: Wansley Landfill

Sanitas™ v.10.0.16 . UG

Tukey's Outlier Screening

GWC-17

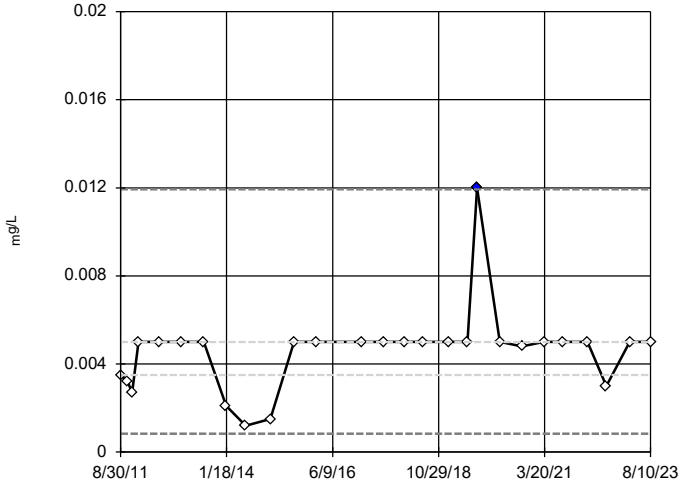

n = 27

Outlier is drawn as solid. Tukey's method selected by user.

Data were cube root transformed to achieve best W statistic (graph shown in original units).

High cutoff = 0.01193, low cutoff = 0.0008392, based on IQR multiplier of 3.

Constituent: Zinc Analysis Run 3/26/2024 11:39 AM View: Appendix I & III - Intrawell
Plant Wansley Data: Wansley Landfill

Sanitas™ v.10.0.16 . UG

Tukey's Outlier Screening

GWC-18

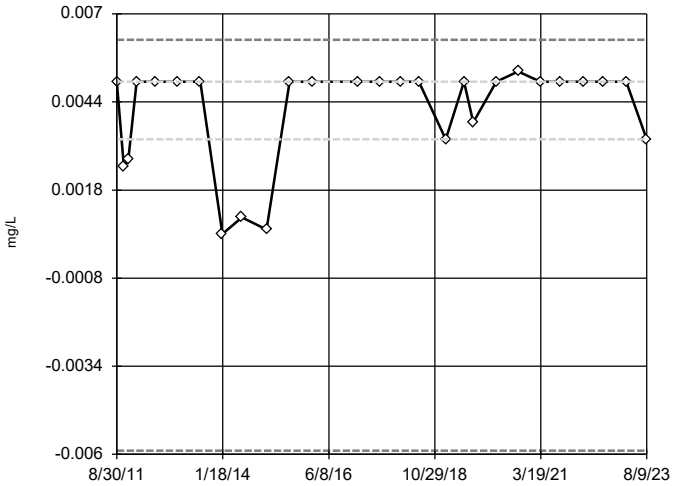

n = 27

No outliers found.
Tukey's method selected by user.

Data were x^6 transformed to achieve best W statistic (graph shown in original units).

The results were invalidated, because both the lower and upper quartiles represent reporting limits.

Constituent: Zinc Analysis Run 3/26/2024 11:39 AM View: Appendix I & III - Intrawell
Plant Wansley Data: Wansley Landfill

Sanitas™ v.10.0.16 . UG

Tukey's Outlier Screening

GWC-19

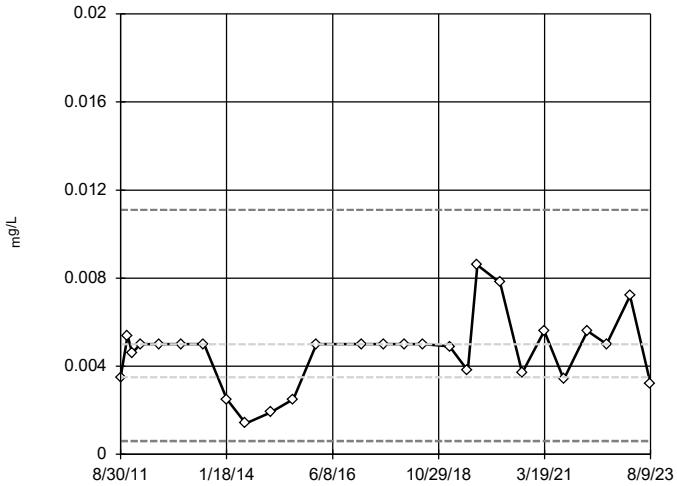

n = 27

No outliers found.
Tukey's method selected by user.

Data were square root transformed to achieve best W statistic (graph shown in original units).

High cutoff = 0.0111, low cutoff = 0.0006008, based on IQR multiplier of 3.

Constituent: Zinc Analysis Run 3/26/2024 11:39 AM View: Appendix I & III - Intrawell
Plant Wansley Data: Wansley Landfill

Sanitas™ v.10.0.16 . UG

Tukey's Outlier Screening

GWC-20

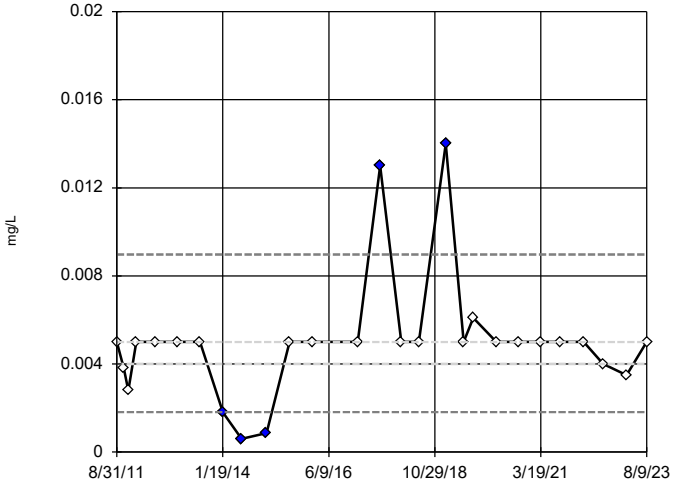

n = 27

Outliers are drawn as solid.
Tukey's method selected by user.

Data were cube root transformed to achieve best W statistic (graph shown in original units).

High cutoff = 0.008969, low cutoff = 0.001814, based on IQR multiplier of 3.

Constituent: Zinc Analysis Run 3/26/2024 11:39 AM View: Appendix I & III - Intrawell
Plant Wansley Data: Wansley Landfill

Sanitas™ v.10.0.16 . UG

Tukey's Outlier Screening

GWC-21

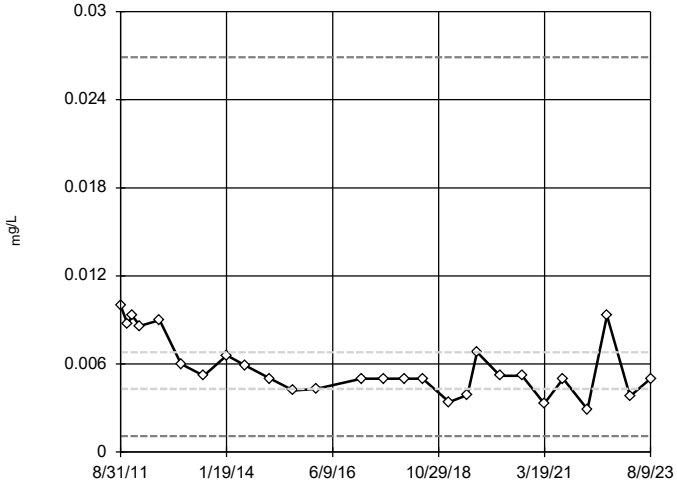

n = 27

No outliers found.
Tukey's method selected by user.

Data were natural log transformed to achieve best W statistic (graph shown in original units).

High cutoff = 0.02689, low cutoff = 0.001087, based on IQR multiplier of 3.

Constituent: Zinc Analysis Run 3/26/2024 11:39 AM View: Appendix I & III - Intrawell
Plant Wansley Data: Wansley Landfill

Tukey's Outlier Screening

GWC-22

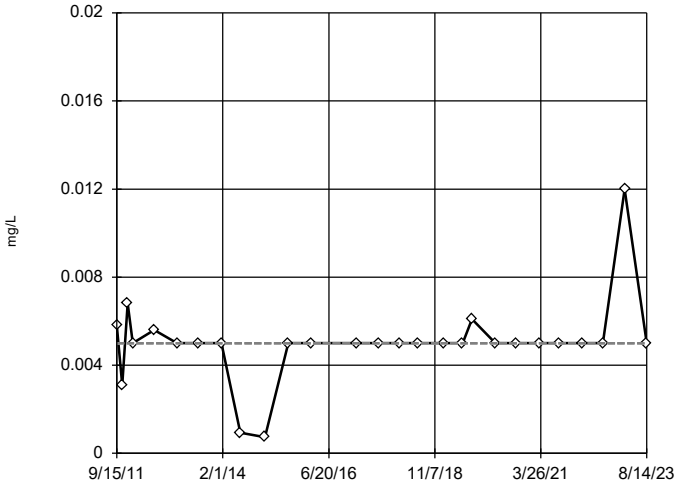

n = 27

No outliers found.
Tukey's method selected by user.

Data were square root transformed to achieve best W statistic (graph shown in original units).

The results were invalidated, because the lower and upper quartiles are equal.

Constituent: Zinc Analysis Run 3/26/2024 11:39 AM View: Appendix I & III - Intrawell
Plant Wansley Data: Wansley Landfill

Sanitas™ v.10.0.16 . UG

Tukey's Outlier Screening

GWC-23

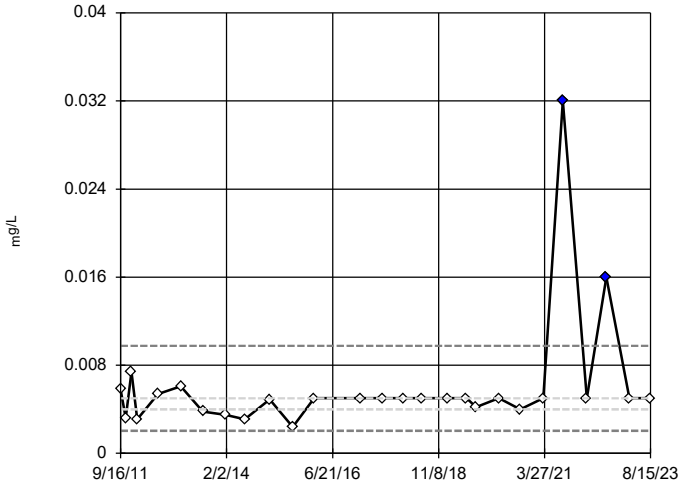

n = 27

Outliers are drawn as solid.
Tukey's method selected by user.

Data were natural log transformed to achieve best W statistic (graph shown in original units).

High cutoff = 0.009766, low cutoff = 0.002048, based on IQR multiplier of 3.

Constituent: Zinc Analysis Run 3/26/2024 11:39 AM View: Appendix I & III - Intrawell
Plant Wansley Data: Wansley Landfill

Sanitas™ v.10.0.16 . UG

Tukey's Outlier Screening

GWC-24

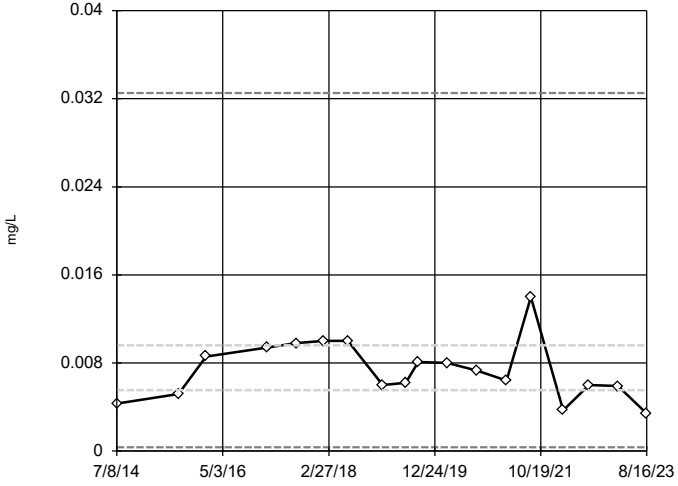

n = 18

No outliers found.
Tukey's method selected by user.

Data were cube root transformed to achieve best W statistic (graph shown in original units).

High cutoff = 0.03251, low cutoff = 0.0003478, based on IQR multiplier of 3.

Constituent: Zinc Analysis Run 3/26/2024 11:39 AM View: Appendix I & III - Intrawell
Plant Wansley Data: Wansley Landfill

Sanitas™ v.10.0.16 . UG

Tukey's Outlier Screening

GWC-25

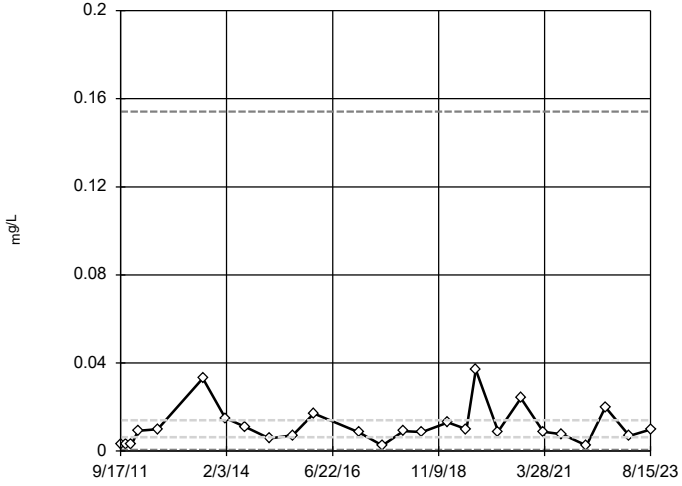

n = 26

No outliers found.
Tukey's method selected by user.

Data were natural log transformed to achieve best W statistic (graph shown in original units).

High cutoff = 0.1542, low cutoff = 0.0005681, based on IQR multiplier of 3.

Constituent: Zinc Analysis Run 3/26/2024 11:39 AM View: Appendix I & III - Intrawell
Plant Wansley Data: Wansley Landfill

Tukey's Outlier Screening

GWC-26

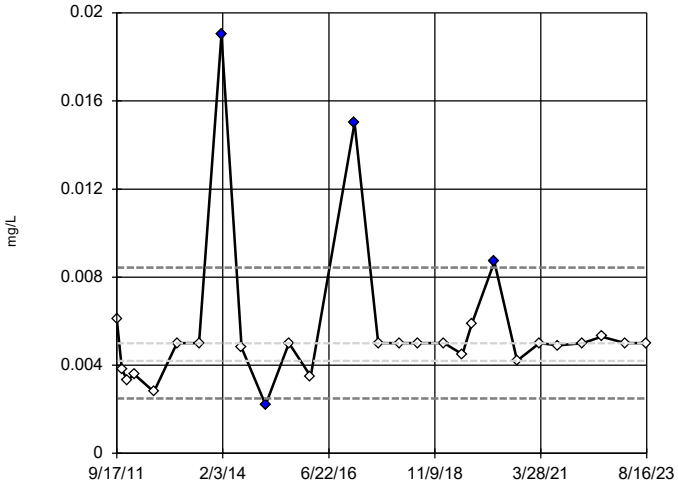

n = 27

Outliers are drawn as solid.
Tukey's method selected by user.

Data were natural log transformed to achieve best W statistic (graph shown in original units).

High cutoff = 0.008436, low cutoff = 0.002489, based on IQR multiplier of 3.

Constituent: Zinc Analysis Run 3/26/2024 11:39 AM View: Appendix I & III - Intrawell
Plant Wansley Data: Wansley Landfill

Sanitas™ v.10.0.16 . UG

Tukey's Outlier Screening

GWC-27

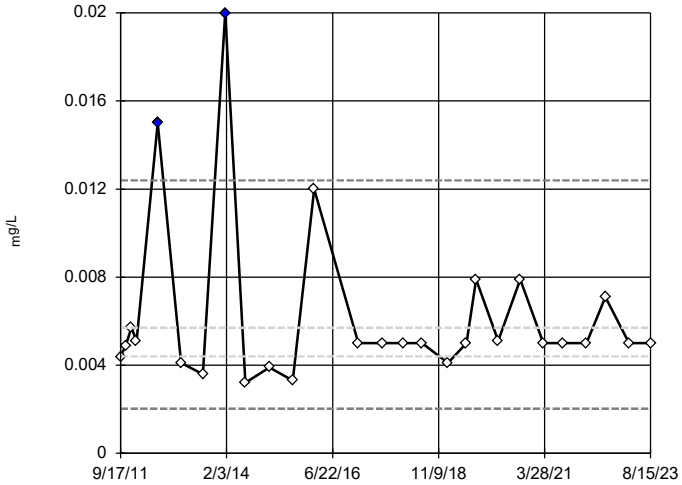

n = 27

Outliers are drawn as solid.
Tukey's method selected by user.

Data were natural log transformed to achieve best W statistic (graph shown in original units).

High cutoff = 0.01239, low cutoff = 0.002024, based on IQR multiplier of 3.

Constituent: Zinc Analysis Run 3/26/2024 11:39 AM View: Appendix I & III - Intrawell
Plant Wansley Data: Wansley Landfill

Sanitas™ v.10.0.16 . UG

Tukey's Outlier Screening

GWC-30

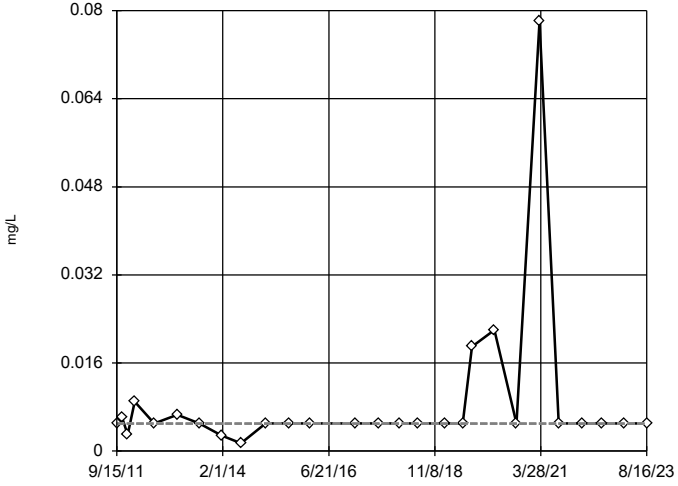

n = 27

No outliers found.
Tukey's method selected by user.

Data were natural log transformed to achieve best W statistic (graph shown in original units).

The results were invalidated, because the lower and upper quartiles are equal.

Constituent: Zinc Analysis Run 3/26/2024 11:39 AM View: Appendix I & III - Intrawell
Plant Wansley Data: Wansley Landfill

Sanitas™ v.10.0.16 . UG

Tukey's Outlier Screening

GWC-31

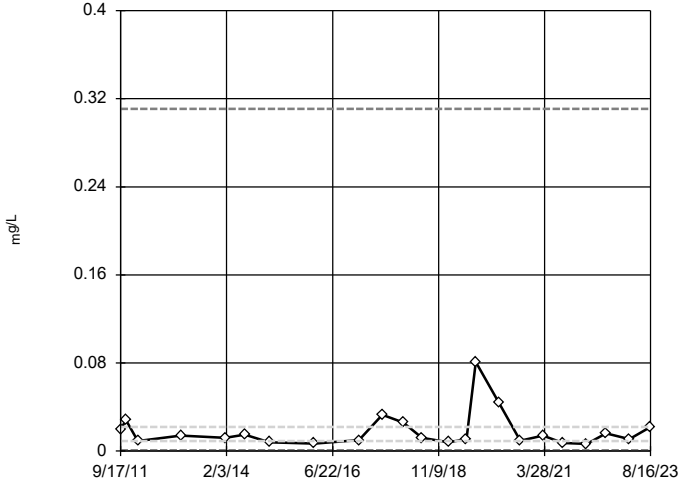

n = 23

No outliers found.
Tukey's method selected by user.

Data were natural log transformed to achieve best W statistic (graph shown in original units).

High cutoff = 0.3109, low cutoff = 0.000644, based on IQR multiplier of 3.

Constituent: Zinc Analysis Run 3/26/2024 11:39 AM View: Appendix I & III - Intrawell
Plant Wansley Data: Wansley Landfill

Sanitas™ v.10.0.16 . UG

Tukey's Outlier Screening

GWC-32

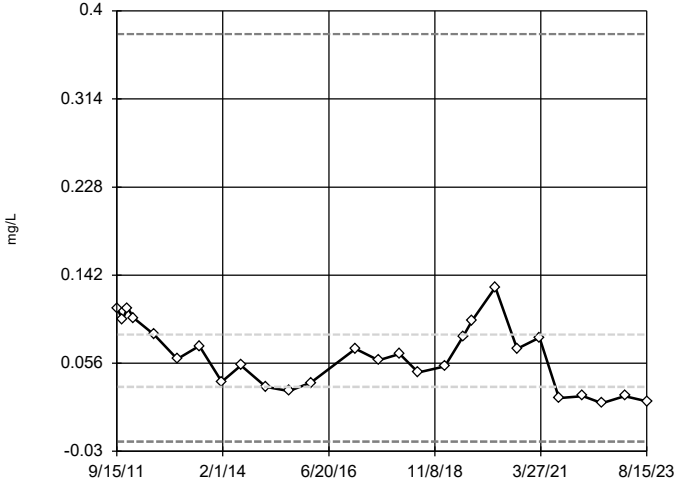

n = 27

No outliers found. Tukey's method selected by user.

Data were square root transformed to achieve best W statistic (graph shown in original units).

High cutoff = 0.3774, low cutoff = -0.02041, based on IQR multiplier of 3.

Constituent: Zinc Analysis Run 3/26/2024 11:39 AM View: Appendix I & III - Intrawell

Plant Wansley Data: Wansley Landfill

Sanitas™ v.10.0.16 . UG

Tukey's Outlier Screening

GWC-33

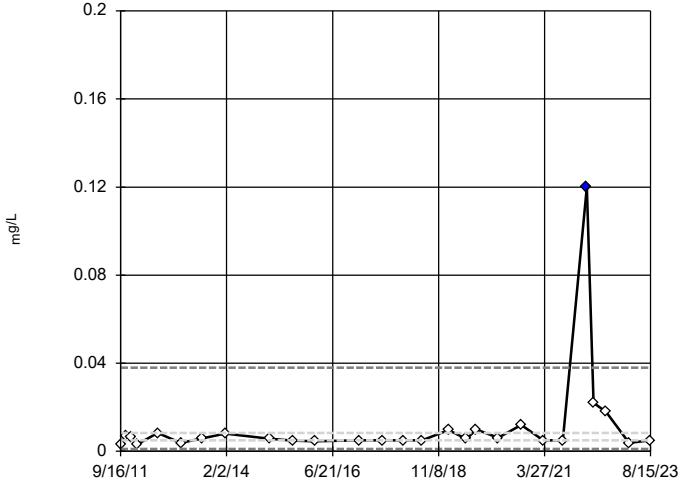

n = 27

Outlier is drawn as solid. Tukey's method selected by user.

Data were natural log transformed to achieve best W statistic (graph shown in original units).

High cutoff = 0.03797, low cutoff = 0.001093, based on IQR multiplier of 3.

Constituent: Zinc Analysis Run 3/26/2024 11:39 AM View: Appendix I & III - Intrawell

Plant Wansley Data: Wansley Landfill

Sanitas™ v.10.0.16 . UG

Tukey's Outlier Screening

GWC-34

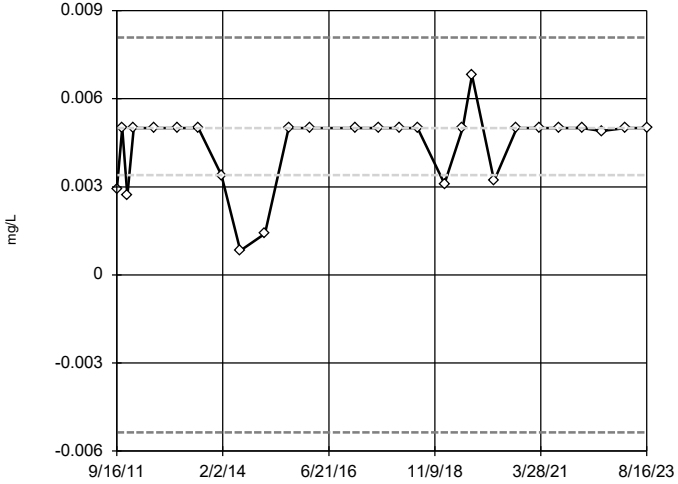

n = 27

No outliers found. Tukey's method selected by user.

Data were square transformed to achieve best W statistic (graph shown in original units).

High cutoff = 0.008082, low cutoff = -0.005363, based on IQR multiplier of 3.

Constituent: Zinc Analysis Run 3/26/2024 11:39 AM View: Appendix I & III - Intrawell

Plant Wansley Data: Wansley Landfill

Sanitas™ v.10.0.16 . UG

Tukey's Outlier Screening

GWC-35

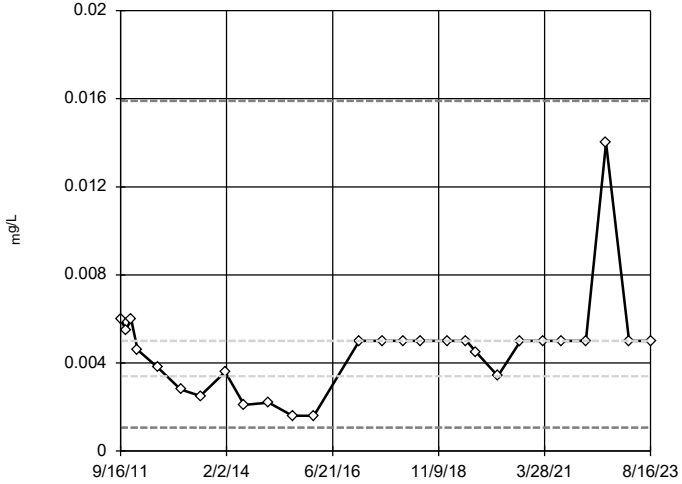

n = 27

No outliers found. Tukey's method selected by user.

Data were natural log transformed to achieve best W statistic (graph shown in original units).

High cutoff = 0.0159, low cutoff = 0.001069, based on IQR multiplier of 3.

Constituent: Zinc Analysis Run 3/26/2024 11:39 AM View: Appendix I & III - Intrawell

Plant Wansley Data: Wansley Landfill

Sanitas™ v.10.0.16 . UG

Tukey's Outlier Screening

GWC-5

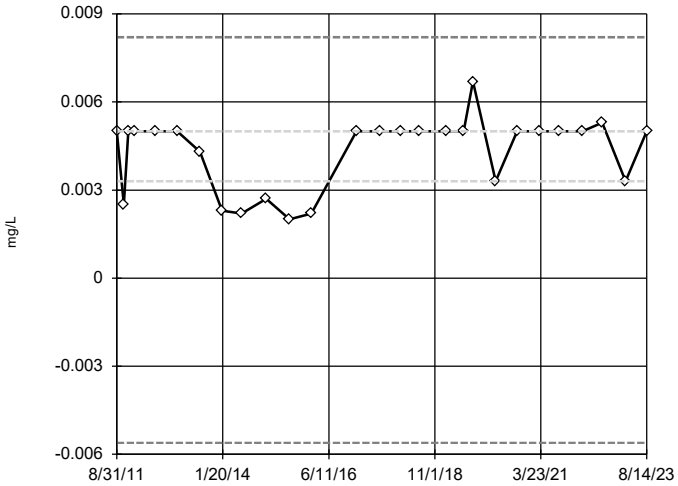

n = 27

No outliers found.
Tukey's method selected by user.

Data were square transformed to achieve best W statistic (graph shown in original units).

High cutoff = 0.008205, low cutoff = -0.005607, based on IQR multiplier of 3.

Constituent: Zinc Analysis Run 3/26/2024 11:39 AM View: Appendix I & III - Intrawell
Plant Wansley Data: Wansley Landfill

Sanitas™ v.10.0.16 . UG

Tukey's Outlier Screening

GWC-6

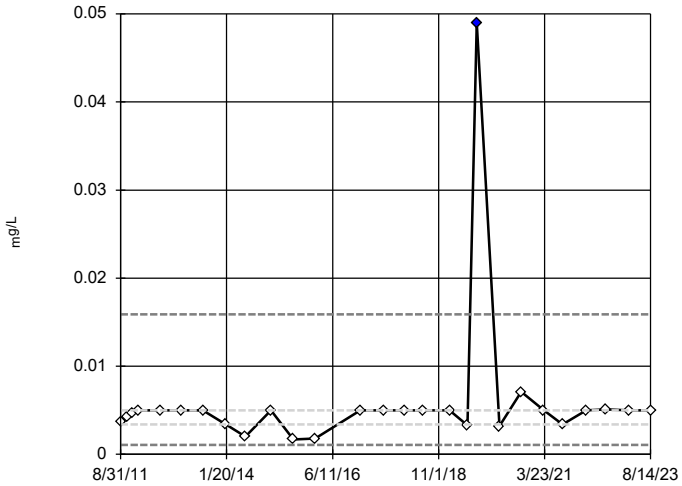

n = 27

Outlier is drawn as solid.
Tukey's method selected by user.

Data were natural log transformed to achieve best W statistic (graph shown in original units).

High cutoff = 0.0159, low cutoff = 0.001069, based on IQR multiplier of 3.

Constituent: Zinc Analysis Run 3/26/2024 11:39 AM View: Appendix I & III - Intrawell
Plant Wansley Data: Wansley Landfill

Sanitas™ v.10.0.16 . UG

Tukey's Outlier Screening

GWC-7

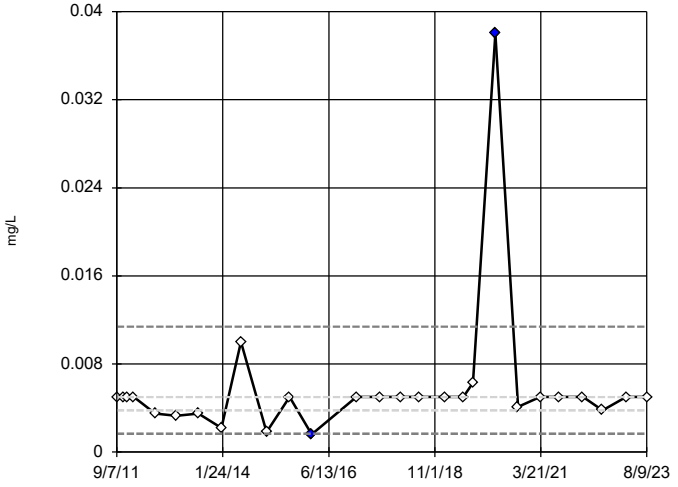

n = 27

Outliers are drawn as solid.
Tukey's method selected by user.

Data were natural log transformed to achieve best W statistic (graph shown in original units).

High cutoff = 0.01139, low cutoff = 0.001668, based on IQR multiplier of 3.

Constituent: Zinc Analysis Run 3/26/2024 11:39 AM View: Appendix I & III - Intrawell
Plant Wansley Data: Wansley Landfill

Sanitas™ v.10.0.16 . UG

Tukey's Outlier Screening

GWC-8

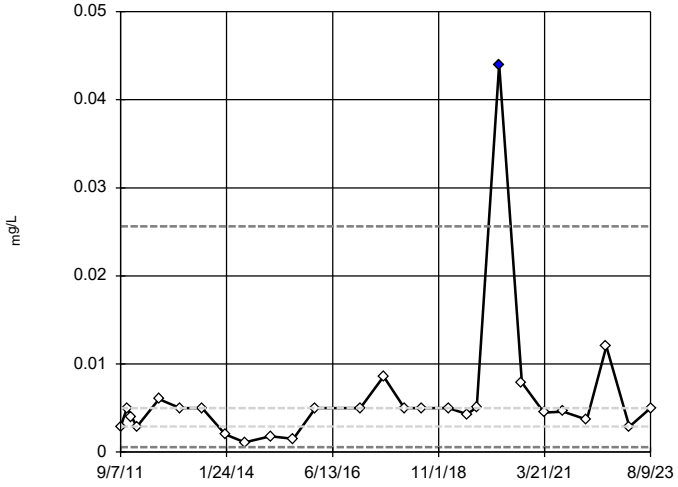

n = 27

Outlier is drawn as solid.
Tukey's method selected by user.

Data were natural log transformed to achieve best W statistic (graph shown in original units).

High cutoff = 0.02563, low cutoff = 0.0005658, based on IQR multiplier of 3.

Constituent: Zinc Analysis Run 3/26/2024 11:39 AM View: Appendix I & III - Intrawell
Plant Wansley Data: Wansley Landfill

Tukey's Outlier Screening

GWC-9

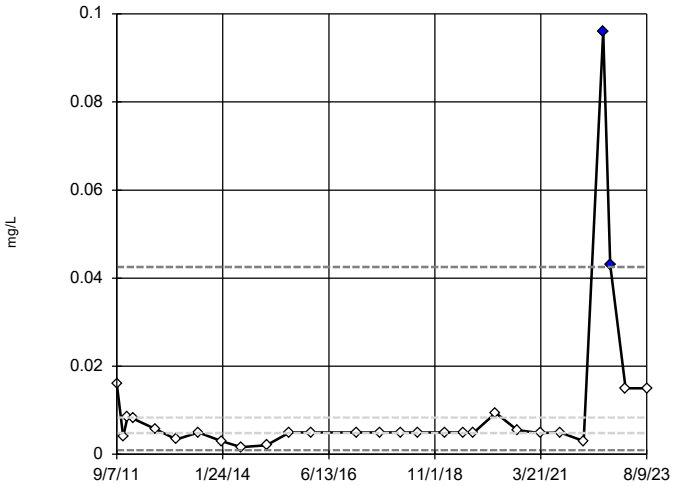

n = 28

Outliers are drawn as solid.
Tukey's method selected by user.

Data were natural log transformed to achieve best W statistic (graph shown in original units).

High cutoff = 0.04254, low cutoff = 0.0009515, based on IQR multiplier of 3.

Constituent: Zinc Analysis Run 3/26/2024 11:39 AM View: Appendix I & III - Intrawell

Plant Wansley Data: Wansley Landfill

FIGURE D.

Appendix I Mann-Whitney - Significant Results

Plant Wansley Client: Southern Company Data: Wansley Landfill Printed 8/13/2024, 10:27 AM

Constituent	Well	Calc.	0.01	Alpha	Sig.	Method
Antimony (mg/L)	**GWA-1 (bg)**	**-2.83**	**Yes**	**0.01**	**Yes**	**Mann-W**
Antimony (mg/L)	**GWC-13**	**-3.514**	**Yes**	**0.01**	**Yes**	**Mann-W**
Antimony (mg/L)	**GWC-20**	**-2.83**	**Yes**	**0.01**	**Yes**	**Mann-W**
Barium (mg/L)	**GWC-12**	**2.947**	**Yes**	**0.01**	**Yes**	**Mann-W**
Barium (mg/L)	**GWC-34**	**2.668**	**Yes**	**0.01**	**Yes**	**Mann-W**
Barium (mg/L)	**GWC-35**	**3.142**	**Yes**	**0.01**	**Yes**	**Mann-W**
Barium (mg/L)	**GWC-8**	**-2.863**	**Yes**	**0.01**	**Yes**	**Mann-W**
Cadmium (mg/L)	**GWA-28 (bg)**	**-2.83**	**Yes**	**0.01**	**Yes**	**Mann-W**
Cadmium (mg/L)	**GWC-13**	**-2.83**	**Yes**	**0.01**	**Yes**	**Mann-W**
Cadmium (mg/L)	**GWC-19**	**-2.83**	**Yes**	**0.01**	**Yes**	**Mann-W**
Cadmium (mg/L)	**GWC-21**	**-3.539**	**Yes**	**0.01**	**Yes**	**Mann-W**
Cadmium (mg/L)	**GWC-31**	**-2.6**	**Yes**	**0.01**	**Yes**	**Mann-W**
Cadmium (mg/L)	**GWC-34**	**-3.997**	**Yes**	**0.01**	**Yes**	**Mann-W**
Cadmium (mg/L)	**GWC-7**	**-2.83**	**Yes**	**0.01**	**Yes**	**Mann-W**
Cadmium (mg/L)	**GWC-9**	**-2.83**	**Yes**	**0.01**	**Yes**	**Mann-W**
Cobalt (mg/L)	**GWC-11**	**-3.102**	**Yes**	**0.01**	**Yes**	**Mann-W**
Cobalt (mg/L)	**GWC-5**	**-2.628**	**Yes**	**0.01**	**Yes**	**Mann-W**
Lead (mg/L)	**GWC-13**	**-2.83**	**Yes**	**0.01**	**Yes**	**Mann-W**
Lead (mg/L)	**GWC-16**	**-2.83**	**Yes**	**0.01**	**Yes**	**Mann-W**
Lead (mg/L)	**GWC-7**	**-2.83**	**Yes**	**0.01**	**Yes**	**Mann-W**
Nickel (mg/L)	**GWA-2 (bg)**	**-3.289**	**Yes**	**0.01**	**Yes**	**Mann-W**
Nickel (mg/L)	**GWA-4 (bg)**	**-2.948**	**Yes**	**0.01**	**Yes**	**Mann-W**
Nickel (mg/L)	**GWC-26**	**-2.799**	**Yes**	**0.01**	**Yes**	**Mann-W**
Vanadium (mg/L)	**GWC-18**	**-2.682**	**Yes**	**0.01**	**Yes**	**Mann-W**
Zinc (mg/L)	**GWC-32**	**-3.039**	**Yes**	**0.01**	**Yes**	**Mann-W**

Appendix I Mann-Whitney - All Results

Plant Wansley Client: Southern Company Data: Wansley Landfill Printed 8/13/2024, 10:27 AM

Constituent	Well	Calc.	0.01	Alpha	Sig.	Method
Antimony (mg/L)	**GWA-1 (bg)**	**-2.83**	**Yes**	**0.01**	**Yes**	**Mann-W**
Antimony (mg/L)	GWA-2 (bg)	-0.06552	No	0.01	No	Mann-W
Antimony (mg/L)	GWA-28 (bg)	0.1629	No	0.01	No	Mann-W
Antimony (mg/L)	GWA-29 (bg)	0.7436	No	0.01	No	Mann-W
Antimony (mg/L)	GWA-3 (bg)	0.6348	No	0.01	No	Mann-W
Antimony (mg/L)	GWC-10	-0.6926	No	0.01	No	Mann-W
Antimony (mg/L)	GWC-11	-0.4564	No	0.01	No	Mann-W
Antimony (mg/L)	**GWC-13**	**-3.514**	**Yes**	**0.01**	**Yes**	**Mann-W**
Antimony (mg/L)	GWC-18	-0.4564	No	0.01	No	Mann-W
Antimony (mg/L)	**GWC-20**	**-2.83**	**Yes**	**0.01**	**Yes**	**Mann-W**
Antimony (mg/L)	GWC-22	0.2739	No	0.01	No	Mann-W
Antimony (mg/L)	GWC-23	0.2739	No	0.01	No	Mann-W
Antimony (mg/L)	GWC-24	1.138	No	0.01	No	Mann-W
Antimony (mg/L)	GWC-25	0.2785	No	0.01	No	Mann-W
Antimony (mg/L)	GWC-26	0.4586	No	0.01	No	Mann-W
Antimony (mg/L)	GWC-27	-1.358	No	0.01	No	Mann-W
Antimony (mg/L)	GWC-30	0.5974	No	0.01	No	Mann-W
Antimony (mg/L)	GWC-31	0.1794	No	0.01	No	Mann-W
Antimony (mg/L)	GWC-32	0.2739	No	0.01	No	Mann-W
Antimony (mg/L)	GWC-33	0.2785	No	0.01	No	Mann-W
Antimony (mg/L)	GWC-5	-0.06552	No	0.01	No	Mann-W
Antimony (mg/L)	GWC-6	0.2739	No	0.01	No	Mann-W
Arsenic (mg/L)	GWA-1 (bg)	0.2739	No	0.01	No	Mann-W
Arsenic (mg/L)	GWA-2 (bg)	0.2739	No	0.01	No	Mann-W
Arsenic (mg/L)	GWA-28 (bg)	0.2739	No	0.01	No	Mann-W
Arsenic (mg/L)	GWA-29 (bg)	0.4752	No	0.01	No	Mann-W
Arsenic (mg/L)	GWA-3 (bg)	0.375	No	0.01	No	Mann-W
Arsenic (mg/L)	GWA-4 (bg)	0.3343	No	0.01	No	Mann-W
Arsenic (mg/L)	GWC-11	-0.4678	No	0.01	No	Mann-W
Arsenic (mg/L)	GWC-12	-0.5304	No	0.01	No	Mann-W
Arsenic (mg/L)	GWC-13	-0.06552	No	0.01	No	Mann-W
Arsenic (mg/L)	GWC-14	-0.5639	No	0.01	No	Mann-W
Arsenic (mg/L)	GWC-16	0.2739	No	0.01	No	Mann-W
Arsenic (mg/L)	GWC-17	0.2739	No	0.01	No	Mann-W
Arsenic (mg/L)	GWC-18	0.4586	No	0.01	No	Mann-W
Arsenic (mg/L)	GWC-19	-0.06552	No	0.01	No	Mann-W
Arsenic (mg/L)	GWC-20	0.4586	No	0.01	No	Mann-W
Arsenic (mg/L)	GWC-21	0.4586	No	0.01	No	Mann-W
Arsenic (mg/L)	GWC-22	0.4586	No	0.01	No	Mann-W
Arsenic (mg/L)	GWC-23	0.4586	No	0.01	No	Mann-W
Arsenic (mg/L)	GWC-24	0.3273	No	0.01	No	Mann-W
Arsenic (mg/L)	GWC-25	0.6082	No	0.01	No	Mann-W
Arsenic (mg/L)	GWC-26	0.2739	No	0.01	No	Mann-W
Arsenic (mg/L)	GWC-31	0.3693	No	0.01	No	Mann-W
Arsenic (mg/L)	GWC-32	0.4586	No	0.01	No	Mann-W
Arsenic (mg/L)	GWC-33	-0.4642	No	0.01	No	Mann-W
Arsenic (mg/L)	GWC-34	-0.06552	No	0.01	No	Mann-W
Arsenic (mg/L)	GWC-35	0.2739	No	0.01	No	Mann-W
Arsenic (mg/L)	GWC-5	-0.4564	No	0.01	No	Mann-W
Arsenic (mg/L)	GWC-6	0.2739	No	0.01	No	Mann-W
Arsenic (mg/L)	GWC-7	0.1629	No	0.01	No	Mann-W
Arsenic (mg/L)	GWC-8	0.7163	No	0.01	No	Mann-W
Arsenic (mg/L)	GWC-9	0.4381	No	0.01	No	Mann-W
Barium (mg/L)	GWA-1 (bg)	1.485	No	0.01	No	Mann-W
Barium (mg/L)	GWA-2 (bg)	-0.5927	No	0.01	No	Mann-W
Barium (mg/L)	GWA-28 (bg)	1.342	No	0.01	No	Mann-W
Barium (mg/L)	GWA-29 (bg)	0.08653	No	0.01	No	Mann-W
Barium (mg/L)	GWA-3 (bg)	1.466	No	0.01	No	Mann-W
Barium (mg/L)	GWA-4 (bg)	0.1885	No	0.01	No	Mann-W
Barium (mg/L)	GWC-10	-1.793	No	0.01	No	Mann-W
Barium (mg/L)	GWC-11	-2.355	No	0.01	No	Mann-W
Barium (mg/L)	**GWC-12**	**2.947**	**Yes**	**0.01**	**Yes**	**Mann-W**
Barium (mg/L)	GWC-13	0.9906	No	0.01	No	Mann-W
Barium (mg/L)	GWC-14	0.5547	No	0.01	No	Mann-W
Barium (mg/L)	GWC-15	0.483	No	0.01	No	Mann-W
Barium (mg/L)	GWC-16	1.772	No	0.01	No	Mann-W
Barium (mg/L)	GWC-17	1.897	No	0.01	No	Mann-W
Barium (mg/L)	GWC-18	2.573	No	0.01	No	Mann-W

Appendix I Mann-Whitney - All Results

Plant Wansley Client: Southern Company Data: Wansley Landfill Printed 8/13/2024, 10:27 AM

Constituent	Well	Calc.	0.01	Alpha	Sig.	Method
Barium (mg/L)	GWC-19	1.096	No	0.01	No	Mann-W
Barium (mg/L)	GWC-20	-1.082	No	0.01	No	Mann-W
Barium (mg/L)	GWC-21	2.541	No	0.01	No	Mann-W
Barium (mg/L)	GWC-22	-1.609	No	0.01	No	Mann-W
Barium (mg/L)	GWC-23	-2.033	No	0.01	No	Mann-W
Barium (mg/L)	GWC-24	-0.7818	No	0.01	No	Mann-W
Barium (mg/L)	GWC-25	-0.8282	No	0.01	No	Mann-W
Barium (mg/L)	GWC-26	1.773	No	0.01	No	Mann-W
Barium (mg/L)	GWC-27	0.9927	No	0.01	No	Mann-W
Barium (mg/L)	GWC-30	-0.4284	No	0.01	No	Mann-W
Barium (mg/L)	GWC-31	-0.19	No	0.01	No	Mann-W
Barium (mg/L)	GWC-32	1.111	No	0.01	No	Mann-W
Barium (mg/L)	GWC-33	-2.181	No	0.01	No	Mann-W
Barium (mg/L)	**GWC-34**	**2.668**	**Yes**	**0.01**	**Yes**	**Mann-W**
Barium (mg/L)	**GWC-35**	**3.142**	**Yes**	**0.01**	**Yes**	**Mann-W**
Barium (mg/L)	GWC-5	0.7253	No	0.01	No	Mann-W
Barium (mg/L)	GWC-6	1.125	No	0.01	No	Mann-W
Barium (mg/L)	GWC-7	-2.248	No	0.01	No	Mann-W
Barium (mg/L)	**GWC-8**	**-2.863**	**Yes**	**0.01**	**Yes**	**Mann-W**
Barium (mg/L)	GWC-9	-0.9123	No	0.01	No	Mann-W
Beryllium (mg/L)	GWA-1 (bg)	0.8243	No	0.01	No	Mann-W
Beryllium (mg/L)	GWA-2 (bg)	0.5974	No	0.01	No	Mann-W
Beryllium (mg/L)	GWA-28 (bg)	-0.1897	No	0.01	No	Mann-W
Beryllium (mg/L)	GWA-29 (bg)	-0.5161	No	0.01	No	Mann-W
Beryllium (mg/L)	GWA-3 (bg)	0.375	No	0.01	No	Mann-W
Beryllium (mg/L)	GWC-11	0.5974	No	0.01	No	Mann-W
Beryllium (mg/L)	GWC-12	0.4586	No	0.01	No	Mann-W
Beryllium (mg/L)	GWC-14	-0.7907	No	0.01	No	Mann-W
Beryllium (mg/L)	GWC-15	0.2739	No	0.01	No	Mann-W
Beryllium (mg/L)	GWC-16	0.4586	No	0.01	No	Mann-W
Beryllium (mg/L)	GWC-17	0.2739	No	0.01	No	Mann-W
Beryllium (mg/L)	GWC-18	0.2739	No	0.01	No	Mann-W
Beryllium (mg/L)	GWC-19	-1.249	No	0.01	No	Mann-W
Beryllium (mg/L)	GWC-20	0.2739	No	0.01	No	Mann-W
Beryllium (mg/L)	GWC-21	0.4586	No	0.01	No	Mann-W
Beryllium (mg/L)	GWC-22	0.5974	No	0.01	No	Mann-W
Beryllium (mg/L)	GWC-23	0.4586	No	0.01	No	Mann-W
Beryllium (mg/L)	GWC-24	1.138	No	0.01	No	Mann-W
Beryllium (mg/L)	GWC-25	0.4667	No	0.01	No	Mann-W
Beryllium (mg/L)	GWC-26	0.4586	No	0.01	No	Mann-W
Beryllium (mg/L)	GWC-27	0.6421	No	0.01	No	Mann-W
Beryllium (mg/L)	GWC-30	0.2739	No	0.01	No	Mann-W
Beryllium (mg/L)	GWC-31	-0.8895	No	0.01	No	Mann-W
Beryllium (mg/L)	GWC-32	-0.7825	No	0.01	No	Mann-W
Beryllium (mg/L)	GWC-33	-1.04	No	0.01	No	Mann-W
Beryllium (mg/L)	GWC-34	0.7163	No	0.01	No	Mann-W
Beryllium (mg/L)	GWC-35	0.7165	No	0.01	No	Mann-W
Beryllium (mg/L)	GWC-6	0.2739	No	0.01	No	Mann-W
Beryllium (mg/L)	GWC-8	0.4586	No	0.01	No	Mann-W
Beryllium (mg/L)	GWC-9	-1.042	No	0.01	No	Mann-W
Cadmium (mg/L)	GWA-1 (bg)	-1.835	No	0.01	No	Mann-W
Cadmium (mg/L)	**GWA-28 (bg)**	**-2.83**	**Yes**	**0.01**	**Yes**	**Mann-W**
Cadmium (mg/L)	GWA-29 (bg)	-1.765	No	0.01	No	Mann-W
Cadmium (mg/L)	GWA-3 (bg)	-2.051	No	0.01	No	Mann-W
Cadmium (mg/L)	GWC-11	0.5974	No	0.01	No	Mann-W
Cadmium (mg/L)	**GWC-13**	**-2.83**	**Yes**	**0.01**	**Yes**	**Mann-W**
Cadmium (mg/L)	GWC-14	-0.6289	No	0.01	No	Mann-W
Cadmium (mg/L)	**GWC-19**	**-2.83**	**Yes**	**0.01**	**Yes**	**Mann-W**
Cadmium (mg/L)	**GWC-21**	**-3.539**	**Yes**	**0.01**	**Yes**	**Mann-W**
Cadmium (mg/L)	GWC-22	-1.051	No	0.01	No	Mann-W
Cadmium (mg/L)	GWC-24	-1.05	No	0.01	No	Mann-W
Cadmium (mg/L)	GWC-25	0.2785	No	0.01	No	Mann-W
Cadmium (mg/L)	**GWC-31**	**-2.6**	**Yes**	**0.01**	**Yes**	**Mann-W**
Cadmium (mg/L)	**GWC-34**	**-3.997**	**Yes**	**0.01**	**Yes**	**Mann-W**
Cadmium (mg/L)	**GWC-7**	**-2.83**	**Yes**	**0.01**	**Yes**	**Mann-W**
Cadmium (mg/L)	GWC-8	0.2739	No	0.01	No	Mann-W
Cadmium (mg/L)	**GWC-9**	**-2.83**	**Yes**	**0.01**	**Yes**	**Mann-W**
Chromium (mg/L)	GWA-1 (bg)	0.3343	No	0.01	No	Mann-W

Appendix I Mann-Whitney - All Results

Plant Wansley Client: Southern Company Data: Wansley Landfill Printed 8/13/2024, 10:27 AM

Constituent	Well	Calc.	0.01	Alpha	Sig.	Method
Chromium (mg/L)	GWA-2 (bg)	0.4772	No	0.01	No	Mann-W
Chromium (mg/L)	GWA-28 (bg)	-0.041	No	0.01	No	Mann-W
Chromium (mg/L)	GWA-29 (bg)	0.5168	No	0.01	No	Mann-W
Chromium (mg/L)	GWA-3 (bg)	-0.811	No	0.01	No	Mann-W
Chromium (mg/L)	GWA-4 (bg)	0.3344	No	0.01	No	Mann-W
Chromium (mg/L)	GWC-10	-1.289	No	0.01	No	Mann-W
Chromium (mg/L)	GWC-11	-0.8584	No	0.01	No	Mann-W
Chromium (mg/L)	GWC-12	-0.4298	No	0.01	No	Mann-W
Chromium (mg/L)	GWC-13	-0.04775	No	0.01	No	Mann-W
Chromium (mg/L)	GWC-14	0.1629	No	0.01	No	Mann-W
Chromium (mg/L)	GWC-15	-0.06552	No	0.01	No	Mann-W
Chromium (mg/L)	GWC-16	-0.3236	No	0.01	No	Mann-W
Chromium (mg/L)	GWC-17	0.163	No	0.01	No	Mann-W
Chromium (mg/L)	GWC-18	0.3344	No	0.01	No	Mann-W
Chromium (mg/L)	GWC-19	-0.2715	No	0.01	No	Mann-W
Chromium (mg/L)	GWC-20	-1.046	No	0.01	No	Mann-W
Chromium (mg/L)	GWC-21	-0.04775	No	0.01	No	Mann-W
Chromium (mg/L)	GWC-22	-0.3365	No	0.01	No	Mann-W
Chromium (mg/L)	GWC-23	0.2516	No	0.01	No	Mann-W
Chromium (mg/L)	GWC-24	-0.5224	No	0.01	No	Mann-W
Chromium (mg/L)	GWC-25	-0.1837	No	0.01	No	Mann-W
Chromium (mg/L)	GWC-26	-0.04777	No	0.01	No	Mann-W
Chromium (mg/L)	GWC-27	-0.2715	No	0.01	No	Mann-W
Chromium (mg/L)	GWC-30	0.4771	No	0.01	No	Mann-W
Chromium (mg/L)	GWC-31	-0.8282	No	0.01	No	Mann-W
Chromium (mg/L)	GWC-32	-0.2764	No	0.01	No	Mann-W
Chromium (mg/L)	GWC-33	-1.255	No	0.01	No	Mann-W
Chromium (mg/L)	GWC-34	-0.2715	No	0.01	No	Mann-W
Chromium (mg/L)	GWC-35	-0.2715	No	0.01	No	Mann-W
Chromium (mg/L)	GWC-5	-1.323	No	0.01	No	Mann-W
Chromium (mg/L)	GWC-6	-0.04775	No	0.01	No	Mann-W
Chromium (mg/L)	GWC-7	0.1629	No	0.01	No	Mann-W
Chromium (mg/L)	GWC-8	-0.04775	No	0.01	No	Mann-W
Chromium (mg/L)	GWC-9	-0.9685	No	0.01	No	Mann-W
Cobalt (mg/L)	GWA-1 (bg)	-1.726	No	0.01	No	Mann-W
Cobalt (mg/L)	GWA-2 (bg)	1.471	No	0.01	No	Mann-W
Cobalt (mg/L)	GWA-29 (bg)	0.4752	No	0.01	No	Mann-W
Cobalt (mg/L)	GWA-3 (bg)	-0.1464	No	0.01	No	Mann-W
Cobalt (mg/L)	GWA-4 (bg)	0.107	No	0.01	No	Mann-W
Cobalt (mg/L)	GWC-10	-1.907	No	0.01	No	Mann-W
Cobalt (mg/L)	**GWC-11**	**-3.102**	**Yes**	**0.01**	**Yes**	**Mann-W**
Cobalt (mg/L)	GWC-12	-2.058	No	0.01	No	Mann-W
Cobalt (mg/L)	GWC-14	1.015	No	0.01	No	Mann-W
Cobalt (mg/L)	GWC-15	1.383	No	0.01	No	Mann-W
Cobalt (mg/L)	GWC-16	0.2785	No	0.01	No	Mann-W
Cobalt (mg/L)	GWC-19	-0.253	No	0.01	No	Mann-W
Cobalt (mg/L)	GWC-20	0.9249	No	0.01	No	Mann-W
Cobalt (mg/L)	GWC-21	1.396	No	0.01	No	Mann-W
Cobalt (mg/L)	GWC-22	0.4586	No	0.01	No	Mann-W
Cobalt (mg/L)	GWC-23	1.278	No	0.01	No	Mann-W
Cobalt (mg/L)	GWC-24	-1.115	No	0.01	No	Mann-W
Cobalt (mg/L)	GWC-25	-1.711	No	0.01	No	Mann-W
Cobalt (mg/L)	GWC-26	1.021	No	0.01	No	Mann-W
Cobalt (mg/L)	GWC-27	-1.849	No	0.01	No	Mann-W
Cobalt (mg/L)	GWC-31	-0.4803	No	0.01	No	Mann-W
Cobalt (mg/L)	GWC-32	1.471	No	0.01	No	Mann-W
Cobalt (mg/L)	GWC-33	-0.1279	No	0.01	No	Mann-W
Cobalt (mg/L)	GWC-34	0.4667	No	0.01	No	Mann-W
Cobalt (mg/L)	GWC-35	-0.02824	No	0.01	No	Mann-W
Cobalt (mg/L)	**GWC-5**	**-2.628**	**Yes**	**0.01**	**Yes**	**Mann-W**
Cobalt (mg/L)	GWC-6	0.2006	No	0.01	No	Mann-W
Cobalt (mg/L)	GWC-7	-2.31	No	0.01	No	Mann-W
Cobalt (mg/L)	GWC-8	-2.338	No	0.01	No	Mann-W
Cobalt (mg/L)	GWC-9	-0.2759	No	0.01	No	Mann-W
Copper (mg/L)	GWA-2 (bg)	1.197	No	0.01	No	Mann-W
Copper (mg/L)	GWA-28 (bg)	0.3128	No	0.01	No	Mann-W
Copper (mg/L)	GWA-29 (bg)	-2.46	No	0.01	No	Mann-W
Copper (mg/L)	GWA-3 (bg)	0.1103	No	0.01	No	Mann-W

Appendix I Mann-Whitney - All Results

Plant Wansley Client: Southern Company Data: Wansley Landfill Printed 8/13/2024, 10:27 AM

Constituent	Well	Calc.	0.01	Alpha	Sig.	Method
Copper (mg/L)	GWC-10	1.096	No	0.01	No	Mann-W
Copper (mg/L)	GWC-11	0.3866	No	0.01	No	Mann-W
Copper (mg/L)	GWC-12	0.3128	No	0.01	No	Mann-W
Copper (mg/L)	GWC-13	-0.07513	No	0.01	No	Mann-W
Copper (mg/L)	GWC-14	0.7043	No	0.01	No	Mann-W
Copper (mg/L)	GWC-15	-0.5213	No	0.01	No	Mann-W
Copper (mg/L)	GWC-16	0.3128	No	0.01	No	Mann-W
Copper (mg/L)	GWC-17	0.5259	No	0.01	No	Mann-W
Copper (mg/L)	GWC-19	0.3128	No	0.01	No	Mann-W
Copper (mg/L)	GWC-20	-0.07687	No	0.01	No	Mann-W
Copper (mg/L)	GWC-21	0.3128	No	0.01	No	Mann-W
Copper (mg/L)	GWC-22	1.878	No	0.01	No	Mann-W
Copper (mg/L)	GWC-23	0.9566	No	0.01	No	Mann-W
Copper (mg/L)	GWC-24	0.5506	No	0.01	No	Mann-W
Copper (mg/L)	GWC-25	-1.47	No	0.01	No	Mann-W
Copper (mg/L)	GWC-26	0.4871	No	0.01	No	Mann-W
Copper (mg/L)	GWC-27	0.7043	No	0.01	No	Mann-W
Copper (mg/L)	GWC-31	1.154	No	0.01	No	Mann-W
Copper (mg/L)	GWC-33	0.5381	No	0.01	No	Mann-W
Copper (mg/L)	GWC-34	0.3128	No	0.01	No	Mann-W
Copper (mg/L)	GWC-35	0.9566	No	0.01	No	Mann-W
Copper (mg/L)	GWC-5	0.6877	No	0.01	No	Mann-W
Copper (mg/L)	GWC-6	-0.07513	No	0.01	No	Mann-W
Copper (mg/L)	GWC-8	-0.2577	No	0.01	No	Mann-W
Copper (mg/L)	GWC-9	-0.4968	No	0.01	No	Mann-W
Lead (mg/L)	GWA-2 (bg)	-1.704	No	0.01	No	Mann-W
Lead (mg/L)	GWA-28 (bg)	0.2739	No	0.01	No	Mann-W
Lead (mg/L)	GWA-29 (bg)	0.8566	No	0.01	No	Mann-W
Lead (mg/L)	GWA-3 (bg)	0.4731	No	0.01	No	Mann-W
Lead (mg/L)	GWA-4 (bg)	0.2739	No	0.01	No	Mann-W
Lead (mg/L)	GWC-10	0.3565	No	0.01	No	Mann-W
Lead (mg/L)	GWC-11	-1.141	No	0.01	No	Mann-W
Lead (mg/L)	GWC-12	0.2739	No	0.01	No	Mann-W
Lead (mg/L)	**GWC-13**	**-2.83**	**Yes**	**0.01**	**Yes**	**Mann-W**
Lead (mg/L)	GWC-15	-1.704	No	0.01	No	Mann-W
Lead (mg/L)	**GWC-16**	**-2.83**	**Yes**	**0.01**	**Yes**	**Mann-W**
Lead (mg/L)	GWC-17	-1.835	No	0.01	No	Mann-W
Lead (mg/L)	GWC-18	-1.667	No	0.01	No	Mann-W
Lead (mg/L)	GWC-19	-0.8677	No	0.01	No	Mann-W
Lead (mg/L)	GWC-20	0.4669	No	0.01	No	Mann-W
Lead (mg/L)	GWC-21	0.5974	No	0.01	No	Mann-W
Lead (mg/L)	GWC-22	0.4586	No	0.01	No	Mann-W
Lead (mg/L)	GWC-23	-1.003	No	0.01	No	Mann-W
Lead (mg/L)	GWC-24	0.7421	No	0.01	No	Mann-W
Lead (mg/L)	GWC-25	-0.251	No	0.01	No	Mann-W
Lead (mg/L)	GWC-26	0.1629	No	0.01	No	Mann-W
Lead (mg/L)	GWC-27	-0.4771	No	0.01	No	Mann-W
Lead (mg/L)	GWC-30	0.2739	No	0.01	No	Mann-W
Lead (mg/L)	GWC-31	0.6714	No	0.01	No	Mann-W
Lead (mg/L)	GWC-33	-0.8757	No	0.01	No	Mann-W
Lead (mg/L)	GWC-34	-1.704	No	0.01	No	Mann-W
Lead (mg/L)	GWC-5	0.2739	No	0.01	No	Mann-W
Lead (mg/L)	**GWC-7**	**-2.83**	**Yes**	**0.01**	**Yes**	**Mann-W**
Lead (mg/L)	GWC-8	0.5974	No	0.01	No	Mann-W
Lead (mg/L)	GWC-9	0.2739	No	0.01	No	Mann-W
Mercury (mg/L)	GWA-1 (bg)	0.4586	No	0.01	No	Mann-W
Mercury (mg/L)	GWA-2 (bg)	0.4586	No	0.01	No	Mann-W
Mercury (mg/L)	GWA-28 (bg)	0.4586	No	0.01	No	Mann-W
Mercury (mg/L)	GWA-29 (bg)	-0.4725	No	0.01	No	Mann-W
Mercury (mg/L)	GWA-3 (bg)	0.375	No	0.01	No	Mann-W
Mercury (mg/L)	GWA-4 (bg)	0.4586	No	0.01	No	Mann-W
Mercury (mg/L)	GWC-10	0.5805	No	0.01	No	Mann-W
Mercury (mg/L)	GWC-11	0.4586	No	0.01	No	Mann-W
Mercury (mg/L)	GWC-12	0.2739	No	0.01	No	Mann-W
Mercury (mg/L)	GWC-13	0.4586	No	0.01	No	Mann-W
Mercury (mg/L)	GWC-14	1.758	No	0.01	No	Mann-W
Mercury (mg/L)	GWC-15	0.4586	No	0.01	No	Mann-W
Mercury (mg/L)	GWC-16	0.4586	No	0.01	No	Mann-W

Appendix I Mann-Whitney - All Results

Plant Wansley Client: Southern Company Data: Wansley Landfill Printed 8/13/2024, 10:27 AM

Constituent	Well	Calc.	0.01	Alpha	Sig.	Method
Mercury (mg/L)	GWC-17	-0.06552	No	0.01	No	Mann-W
Mercury (mg/L)	GWC-18	0.4586	No	0.01	No	Mann-W
Mercury (mg/L)	GWC-19	0.4586	No	0.01	No	Mann-W
Mercury (mg/L)	GWC-20	0.4586	No	0.01	No	Mann-W
Mercury (mg/L)	GWC-21	0.7163	No	0.01	No	Mann-W
Mercury (mg/L)	GWC-22	0.4586	No	0.01	No	Mann-W
Mercury (mg/L)	GWC-23	0.2739	No	0.01	No	Mann-W
Mercury (mg/L)	GWC-24	0.3273	No	0.01	No	Mann-W
Mercury (mg/L)	GWC-25	0.2785	No	0.01	No	Mann-W
Mercury (mg/L)	GWC-26	0.4586	No	0.01	No	Mann-W
Mercury (mg/L)	GWC-27	0.4586	No	0.01	No	Mann-W
Mercury (mg/L)	GWC-30	0.5974	No	0.01	No	Mann-W
Mercury (mg/L)	GWC-31	0.5037	No	0.01	No	Mann-W
Mercury (mg/L)	GWC-32	0.2739	No	0.01	No	Mann-W
Mercury (mg/L)	GWC-33	0.2785	No	0.01	No	Mann-W
Mercury (mg/L)	GWC-34	0.5974	No	0.01	No	Mann-W
Mercury (mg/L)	GWC-35	0.2739	No	0.01	No	Mann-W
Mercury (mg/L)	GWC-5	0.2739	No	0.01	No	Mann-W
Mercury (mg/L)	GWC-6	0.4586	No	0.01	No	Mann-W
Mercury (mg/L)	GWC-7	0.2739	No	0.01	No	Mann-W
Mercury (mg/L)	GWC-8	0.3284	No	0.01	No	Mann-W
Mercury (mg/L)	GWC-9	0.5974	No	0.01	No	Mann-W
Nickel (mg/L)	GWA-1 (bg)	-2.224	No	0.01	No	Mann-W
Nickel (mg/L)	**GWA-2 (bg)**	**-3.289**	**Yes**	**0.01**	**Yes**	**Mann-W**
Nickel (mg/L)	GWA-28 (bg)	1.079	No	0.01	No	Mann-W
Nickel (mg/L)	GWA-29 (bg)	-2.53	No	0.01	No	Mann-W
Nickel (mg/L)	GWA-3 (bg)	0.4355	No	0.01	No	Mann-W
Nickel (mg/L)	**GWA-4 (bg)**	**-2.948**	**Yes**	**0.01**	**Yes**	**Mann-W**
Nickel (mg/L)	GWC-10	-2.013	No	0.01	No	Mann-W
Nickel (mg/L)	GWC-11	0.1876	No	0.01	No	Mann-W
Nickel (mg/L)	GWC-12	-0.8753	No	0.01	No	Mann-W
Nickel (mg/L)	GWC-13	-2.155	No	0.01	No	Mann-W
Nickel (mg/L)	GWC-14	1.257	No	0.01	No	Mann-W
Nickel (mg/L)	GWC-15	0.5259	No	0.01	No	Mann-W
Nickel (mg/L)	GWC-16	-1.125	No	0.01	No	Mann-W
Nickel (mg/L)	GWC-17	-0.7179	No	0.01	No	Mann-W
Nickel (mg/L)	GWC-18	-1.501	No	0.01	No	Mann-W
Nickel (mg/L)	GWC-19	2.237	No	0.01	No	Mann-W
Nickel (mg/L)	GWC-20	0.5259	No	0.01	No	Mann-W
Nickel (mg/L)	GWC-21	-0.854	No	0.01	No	Mann-W
Nickel (mg/L)	GWC-22	0.5259	No	0.01	No	Mann-W
Nickel (mg/L)	GWC-23	0.1772	No	0.01	No	Mann-W
Nickel (mg/L)	GWC-24	-2.401	No	0.01	No	Mann-W
Nickel (mg/L)	GWC-25	-0.1784	No	0.01	No	Mann-W
Nickel (mg/L)	**GWC-26**	**-2.799**	**Yes**	**0.01**	**Yes**	**Mann-W**
Nickel (mg/L)	GWC-27	0.6877	No	0.01	No	Mann-W
Nickel (mg/L)	GWC-31	-1.545	No	0.01	No	Mann-W
Nickel (mg/L)	GWC-32	0.2958	No	0.01	No	Mann-W
Nickel (mg/L)	GWC-33	0.337	No	0.01	No	Mann-W
Nickel (mg/L)	GWC-34	-1.276	No	0.01	No	Mann-W
Nickel (mg/L)	GWC-35	-1.197	No	0.01	No	Mann-W
Nickel (mg/L)	GWC-5	-0.8892	No	0.01	No	Mann-W
Nickel (mg/L)	GWC-6	1.911	No	0.01	No	Mann-W
Nickel (mg/L)	GWC-7	-1.06	No	0.01	No	Mann-W
Nickel (mg/L)	GWC-8	0.6083	No	0.01	No	Mann-W
Nickel (mg/L)	GWC-9	-0.2094	No	0.01	No	Mann-W
Selenium (mg/L)	GWA-1 (bg)	0.2739	No	0.01	No	Mann-W
Selenium (mg/L)	GWA-28 (bg)	0.4586	No	0.01	No	Mann-W
Selenium (mg/L)	GWA-29 (bg)	0.6196	No	0.01	No	Mann-W
Selenium (mg/L)	GWA-4 (bg)	0.2739	No	0.01	No	Mann-W
Selenium (mg/L)	GWC-11	0.7163	No	0.01	No	Mann-W
Selenium (mg/L)	GWC-12	0.2739	No	0.01	No	Mann-W
Selenium (mg/L)	GWC-13	0.2739	No	0.01	No	Mann-W
Selenium (mg/L)	GWC-14	0.03149	No	0.01	No	Mann-W
Selenium (mg/L)	GWC-15	0.2739	No	0.01	No	Mann-W
Selenium (mg/L)	GWC-16	0.2739	No	0.01	No	Mann-W
Selenium (mg/L)	GWC-18	0.2739	No	0.01	No	Mann-W
Selenium (mg/L)	GWC-21	0.2739	No	0.01	No	Mann-W

Appendix I Mann-Whitney - All Results

Plant Wansley Client: Southern Company Data: Wansley Landfill Printed 8/13/2024, 10:27 AM

Constituent	Well	Calc.	0.01	Alpha	Sig.	Method
Selenium (mg/L)	GWC-22	0.2739	No	0.01	No	Mann-W
Selenium (mg/L)	GWC-25	0.2785	No	0.01	No	Mann-W
Selenium (mg/L)	GWC-26	0.4586	No	0.01	No	Mann-W
Selenium (mg/L)	GWC-27	0.2739	No	0.01	No	Mann-W
Selenium (mg/L)	GWC-30	0.4586	No	0.01	No	Mann-W
Selenium (mg/L)	GWC-31	0.9126	No	0.01	No	Mann-W
Selenium (mg/L)	GWC-32	0.2739	No	0.01	No	Mann-W
Selenium (mg/L)	GWC-33	0.7296	No	0.01	No	Mann-W
Selenium (mg/L)	GWC-35	0.2739	No	0.01	No	Mann-W
Selenium (mg/L)	GWC-5	0.4586	No	0.01	No	Mann-W
Selenium (mg/L)	GWC-6	0.4586	No	0.01	No	Mann-W
Selenium (mg/L)	GWC-8	0.7163	No	0.01	No	Mann-W
Selenium (mg/L)	GWC-9	0.7296	No	0.01	No	Mann-W
Silver (mg/L)	GWA-29 (bg)	0.3938	No	0.01	No	Mann-W
Silver (mg/L)	GWC-11	0.3128	No	0.01	No	Mann-W
Silver (mg/L)	GWC-12	0.3128	No	0.01	No	Mann-W
Silver (mg/L)	GWC-14	0.3128	No	0.01	No	Mann-W
Silver (mg/L)	GWC-16	0.3128	No	0.01	No	Mann-W
Silver (mg/L)	GWC-17	0.3128	No	0.01	No	Mann-W
Silver (mg/L)	GWC-21	0.3128	No	0.01	No	Mann-W
Silver (mg/L)	GWC-22	0.3128	No	0.01	No	Mann-W
Silver (mg/L)	GWC-23	0.3128	No	0.01	No	Mann-W
Silver (mg/L)	GWC-24	0.5893	No	0.01	No	Mann-W
Silver (mg/L)	GWC-25	0.3198	No	0.01	No	Mann-W
Silver (mg/L)	GWC-26	0.3128	No	0.01	No	Mann-W
Silver (mg/L)	GWC-27	0.3198	No	0.01	No	Mann-W
Silver (mg/L)	GWC-31	1.023	No	0.01	No	Mann-W
Silver (mg/L)	GWC-32	0.3128	No	0.01	No	Mann-W
Silver (mg/L)	GWC-33	0.3198	No	0.01	No	Mann-W
Silver (mg/L)	GWC-5	0.3128	No	0.01	No	Mann-W
Silver (mg/L)	GWC-6	0.3198	No	0.01	No	Mann-W
Thallium (mg/L)	GWA-1 (bg)	0.7163	No	0.01	No	Mann-W
Thallium (mg/L)	GWA-2 (bg)	0.2785	No	0.01	No	Mann-W
Thallium (mg/L)	GWA-4 (bg)	0.4589	No	0.01	No	Mann-W
Thallium (mg/L)	GWC-11	0.2835	No	0.01	No	Mann-W
Thallium (mg/L)	GWC-12	0.4752	No	0.01	No	Mann-W
Thallium (mg/L)	GWC-13	0.2835	No	0.01	No	Mann-W
Thallium (mg/L)	GWC-14	0.1111	No	0.01	No	Mann-W
Thallium (mg/L)	GWC-15	0.4586	No	0.01	No	Mann-W
Thallium (mg/L)	GWC-19	0.4586	No	0.01	No	Mann-W
Thallium (mg/L)	GWC-20	0.2739	No	0.01	No	Mann-W
Thallium (mg/L)	GWC-21	0.5974	No	0.01	No	Mann-W
Thallium (mg/L)	GWC-22	0.5974	No	0.01	No	Mann-W
Thallium (mg/L)	GWC-23	0.4752	No	0.01	No	Mann-W
Thallium (mg/L)	GWC-24	0.5653	No	0.01	No	Mann-W
Thallium (mg/L)	GWC-25	0.4842	No	0.01	No	Mann-W
Thallium (mg/L)	GWC-27	2.117	No	0.01	No	Mann-W
Thallium (mg/L)	GWC-30	0.2835	No	0.01	No	Mann-W
Thallium (mg/L)	GWC-31	0.3062	No	0.01	No	Mann-W
Thallium (mg/L)	GWC-33	1.773	No	0.01	No	Mann-W
Thallium (mg/L)	GWC-34	0.2785	No	0.01	No	Mann-W
Thallium (mg/L)	GWC-35	0.6082	No	0.01	No	Mann-W
Thallium (mg/L)	GWC-6	1.021	No	0.01	No	Mann-W
Thallium (mg/L)	GWC-7	0.2835	No	0.01	No	Mann-W
Thallium (mg/L)	GWC-8	0.9621	No	0.01	No	Mann-W
Thallium (mg/L)	GWC-9	-0.07878	No	0.01	No	Mann-W
Vanadium (mg/L)	GWA-1 (bg)	-1.501	No	0.01	No	Mann-W
Vanadium (mg/L)	GWA-2 (bg)	0.8415	No	0.01	No	Mann-W
Vanadium (mg/L)	GWA-28 (bg)	-0.6096	No	0.01	No	Mann-W
Vanadium (mg/L)	GWA-29 (bg)	0.5538	No	0.01	No	Mann-W
Vanadium (mg/L)	GWA-3 (bg)	-0.6855	No	0.01	No	Mann-W
Vanadium (mg/L)	GWA-4 (bg)	0	No	0.01	No	Mann-W
Vanadium (mg/L)	GWC-10	-0.3739	No	0.01	No	Mann-W
Vanadium (mg/L)	GWC-11	-2.502	No	0.01	No	Mann-W
Vanadium (mg/L)	GWC-12	0.5259	No	0.01	No	Mann-W
Vanadium (mg/L)	GWC-13	0.387	No	0.01	No	Mann-W
Vanadium (mg/L)	GWC-14	0.828	No	0.01	No	Mann-W
Vanadium (mg/L)	GWC-15	0.7034	No	0.01	No	Mann-W

Appendix I Mann-Whitney - All Results

Plant Wansley Client: Southern Company Data: Wansley Landfill Printed 8/13/2024, 10:27 AM

Constituent	Well	Calc.	0.01	Alpha	Sig.	Method
Vanadium (mg/L)	GWC-16	-0.8585	No	0.01	No	Mann-W
Vanadium (mg/L)	GWC-17	-1.627	No	0.01	No	Mann-W
Vanadium (mg/L)	**GWC-18**	**-2.682**	**Yes**	**0.01**	**Yes**	**Mann-W**
Vanadium (mg/L)	GWC-19	-0.1151	No	0.01	No	Mann-W
Vanadium (mg/L)	GWC-20	-1.86	No	0.01	No	Mann-W
Vanadium (mg/L)	GWC-21	-0.3126	No	0.01	No	Mann-W
Vanadium (mg/L)	GWC-22	0.06841	No	0.01	No	Mann-W
Vanadium (mg/L)	GWC-23	-0.1268	No	0.01	No	Mann-W
Vanadium (mg/L)	GWC-24	0.1287	No	0.01	No	Mann-W
Vanadium (mg/L)	GWC-25	1.431	No	0.01	No	Mann-W
Vanadium (mg/L)	GWC-26	0.1876	No	0.01	No	Mann-W
Vanadium (mg/L)	GWC-27	-1.578	No	0.01	No	Mann-W
Vanadium (mg/L)	GWC-30	-1.633	No	0.01	No	Mann-W
Vanadium (mg/L)	GWC-31	-1.837	No	0.01	No	Mann-W
Vanadium (mg/L)	GWC-32	0.4873	No	0.01	No	Mann-W
Vanadium (mg/L)	GWC-33	0.155	No	0.01	No	Mann-W
Vanadium (mg/L)	GWC-34	-0.07513	No	0.01	No	Mann-W
Vanadium (mg/L)	GWC-35	0.151	No	0.01	No	Mann-W
Vanadium (mg/L)	GWC-5	-1.861	No	0.01	No	Mann-W
Vanadium (mg/L)	GWC-6	0.151	No	0.01	No	Mann-W
Vanadium (mg/L)	GWC-7	1.086	No	0.01	No	Mann-W
Vanadium (mg/L)	GWC-8	-1.801	No	0.01	No	Mann-W
Vanadium (mg/L)	GWC-9	-1.611	No	0.01	No	Mann-W
Zinc (mg/L)	GWA-1 (bg)	-0.06848	No	0.01	No	Mann-W
Zinc (mg/L)	GWA-2 (bg)	0.7006	No	0.01	No	Mann-W
Zinc (mg/L)	GWA-28 (bg)	0.9232	No	0.01	No	Mann-W
Zinc (mg/L)	GWA-29 (bg)	-0.9591	No	0.01	No	Mann-W
Zinc (mg/L)	GWA-3 (bg)	0.6014	No	0.01	No	Mann-W
Zinc (mg/L)	GWA-4 (bg)	-0.662	No	0.01	No	Mann-W
Zinc (mg/L)	GWC-10	0.17	No	0.01	No	Mann-W
Zinc (mg/L)	GWC-11	0.1328	No	0.01	No	Mann-W
Zinc (mg/L)	GWC-12	-0.0552	No	0.01	No	Mann-W
Zinc (mg/L)	GWC-13	-0.04226	No	0.01	No	Mann-W
Zinc (mg/L)	GWC-14	1.498	No	0.01	No	Mann-W
Zinc (mg/L)	GWC-15	0.6877	No	0.01	No	Mann-W
Zinc (mg/L)	GWC-16	0.6341	No	0.01	No	Mann-W
Zinc (mg/L)	GWC-17	0.08133	No	0.01	No	Mann-W
Zinc (mg/L)	GWC-18	0.2034	No	0.01	No	Mann-W
Zinc (mg/L)	GWC-19	0.9458	No	0.01	No	Mann-W
Zinc (mg/L)	GWC-20	-0.9845	No	0.01	No	Mann-W
Zinc (mg/L)	GWC-21	-1.064	No	0.01	No	Mann-W
Zinc (mg/L)	GWC-22	0.803	No	0.01	No	Mann-W
Zinc (mg/L)	GWC-23	1.347	No	0.01	No	Mann-W
Zinc (mg/L)	GWC-24	-1.688	No	0.01	No	Mann-W
Zinc (mg/L)	GWC-25	-0.4976	No	0.01	No	Mann-W
Zinc (mg/L)	GWC-26	0.954	No	0.01	No	Mann-W
Zinc (mg/L)	GWC-27	0.4204	No	0.01	No	Mann-W
Zinc (mg/L)	GWC-30	-0.3911	No	0.01	No	Mann-W
Zinc (mg/L)	GWC-31	-0.3247	No	0.01	No	Mann-W
Zinc (mg/L)	**GWC-32**	**-3.039**	**Yes**	**0.01**	**Yes**	**Mann-W**
Zinc (mg/L)	GWC-33	0.7178	No	0.01	No	Mann-W
Zinc (mg/L)	GWC-34	0.3253	No	0.01	No	Mann-W
Zinc (mg/L)	GWC-35	1.644	No	0.01	No	Mann-W
Zinc (mg/L)	GWC-5	1.425	No	0.01	No	Mann-W
Zinc (mg/L)	GWC-6	1.779	No	0.01	No	Mann-W
Zinc (mg/L)	GWC-7	0.1623	No	0.01	No	Mann-W
Zinc (mg/L)	GWC-8	0.1816	No	0.01	No	Mann-W
Zinc (mg/L)	GWC-9	0.9428	No	0.01	No	Mann-W

Sanitas™ v.10.0.20 Software licensed to Groundwater Stats Consulting. UG
Hollow symbols indicate censored values.

Mann-Whitney (Wilcoxon Rank Sum)

GWA-1 (bg)

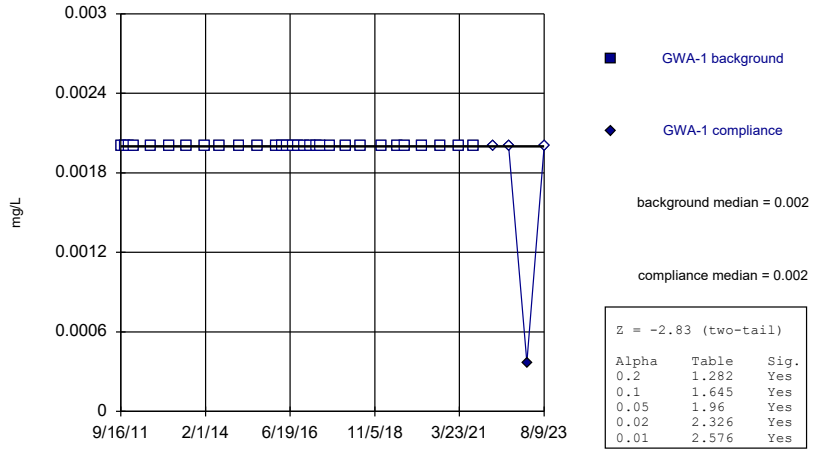

Z = -2.83 (two-tail)

Alpha	Table	Sig.
0.2	1.282	Yes
0.1	1.645	Yes
0.05	1.96	Yes
0.02	2.326	Yes
0.01	2.576	Yes

Constituent: Antimony Analysis Run 8/13/2024 10:08 AM View: Appendix I Mann-Whitney
Plant Wansley Client: Southern Company Data: Wansley Landfill

Sanitas™ v.10.0.20 Software licensed to Groundwater Stats Consulting. UG
Hollow symbols indicate censored values.

Mann-Whitney (Wilcoxon Rank Sum)

GWA-2 (bg)

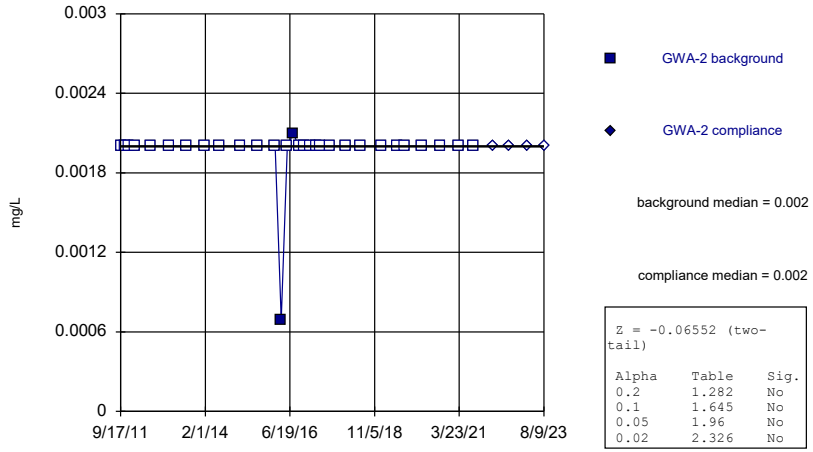

Z = -0.06552 (two-tail)

Alpha	Table	Sig.
0.2	1.282	No
0.1	1.645	No
0.05	1.96	No
0.02	2.326	No

Constituent: Antimony Analysis Run 8/13/2024 10:08 AM View: Appendix I Mann-Whitney
Plant Wansley Client: Southern Company Data: Wansley Landfill

Sanitas™ v.10.0.20 Software licensed to Groundwater Stats Consulting. UG
Hollow symbols indicate censored values.

Mann-Whitney (Wilcoxon Rank Sum)

GWA-28 (bg)

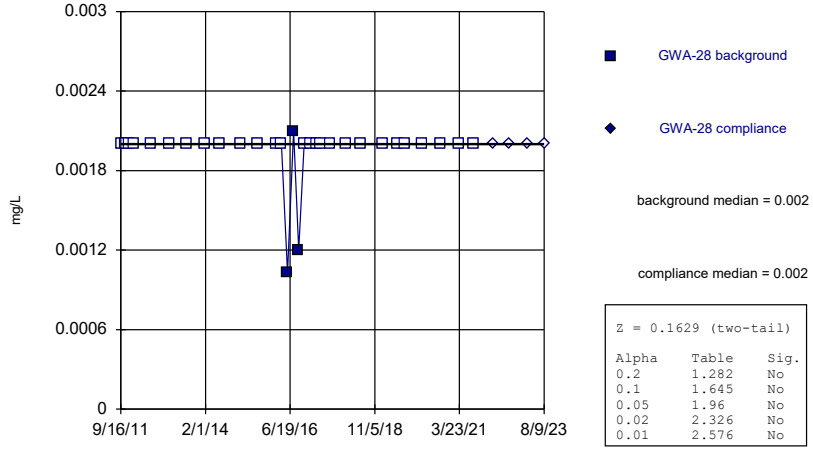

Z = 0.1629 (two-tail)

Alpha	Table	Sig.
0.2	1.282	No
0.1	1.645	No
0.05	1.96	No
0.02	2.326	No
0.01	2.576	No

Constituent: Antimony Analysis Run 8/13/2024 10:08 AM View: Appendix I Mann-Whitney
Plant Wansley Client: Southern Company Data: Wansley Landfill

Sanitas™ v.10.0.20 Software licensed to Groundwater Stats Consulting. UG
Hollow symbols indicate censored values.

Mann-Whitney (Wilcoxon Rank Sum)

GWA-29 (bg)

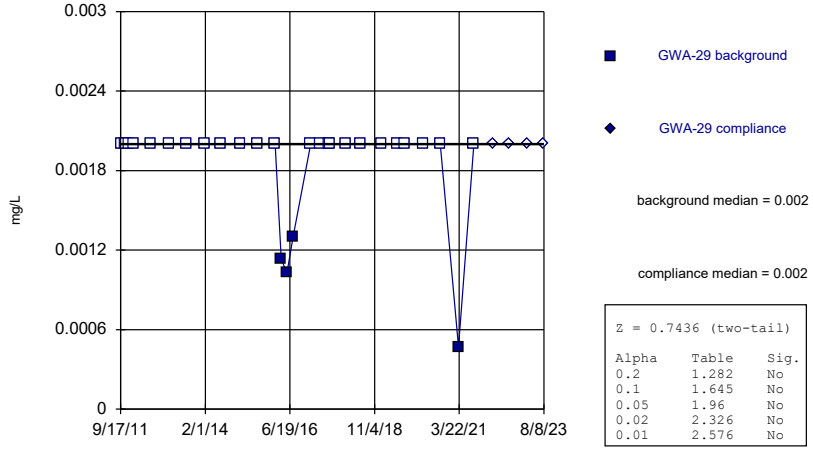

Z = 0.7436 (two-tail)

Alpha	Table	Sig.
0.2	1.282	No
0.1	1.645	No
0.05	1.96	No
0.02	2.326	No
0.01	2.576	No

Constituent: Antimony Analysis Run 8/13/2024 10:08 AM View: Appendix I Mann-Whitney
Plant Wansley Client: Southern Company Data: Wansley Landfill

Sanitas™ v.10.0.20 Software licensed to Groundwater Stats Consulting. UG
Hollow symbols indicate censored values.

Mann-Whitney (Wilcoxon Rank Sum)

GWA-3 (bg)

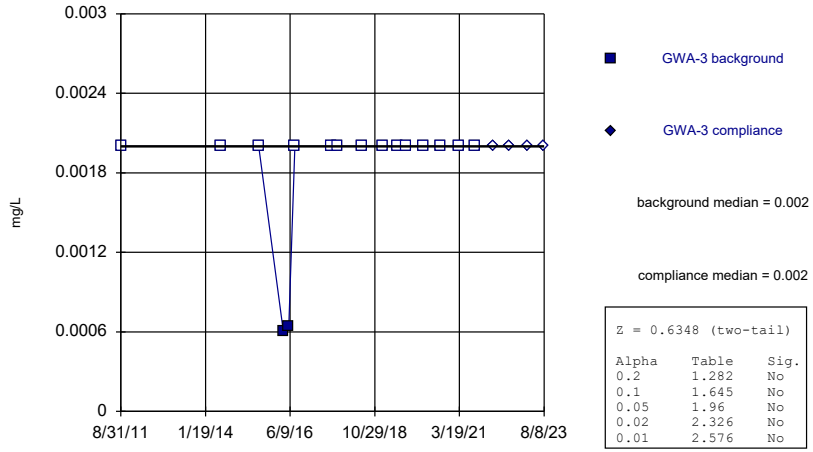

Z = 0.6348 (two-tail)

Alpha	Table	Sig.
0.2	1.282	No
0.1	1.645	No
0.05	1.96	No
0.02	2.326	No
0.01	2.576	No

Constituent: Antimony Analysis Run 8/13/2024 10:08 AM View: Appendix I Mann-Whitney
Plant Wansley Client: Southern Company Data: Wansley Landfill

Sanitas™ v.10.0.20 Software licensed to Groundwater Stats Consulting. UG
Hollow symbols indicate censored values.

Mann-Whitney (Wilcoxon Rank Sum)

GWC-10

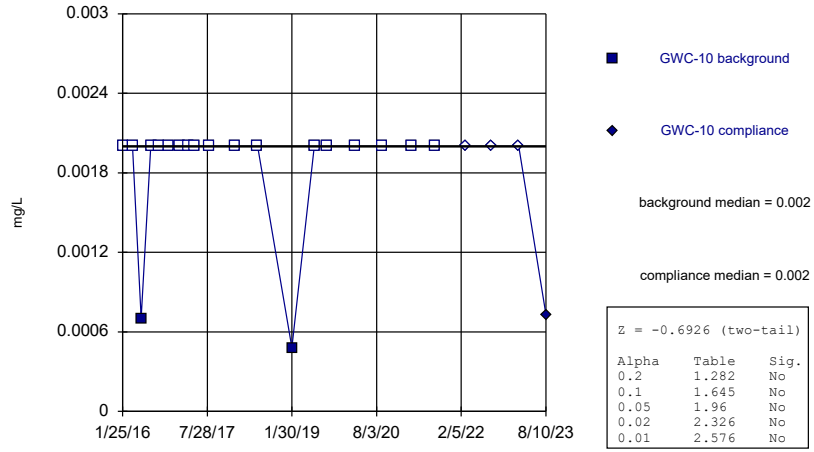

Z = -0.6926 (two-tail)

Alpha	Table	Sig.
0.2	1.282	No
0.1	1.645	No
0.05	1.96	No
0.02	2.326	No
0.01	2.576	No

Constituent: Antimony Analysis Run 8/13/2024 10:08 AM View: Appendix I Mann-Whitney
Plant Wansley Client: Southern Company Data: Wansley Landfill

Sanitas™ v.10.0.20 Software licensed to Groundwater Stats Consulting. UG
Hollow symbols indicate censored values.

Mann-Whitney (Wilcoxon Rank Sum)

GWC-11

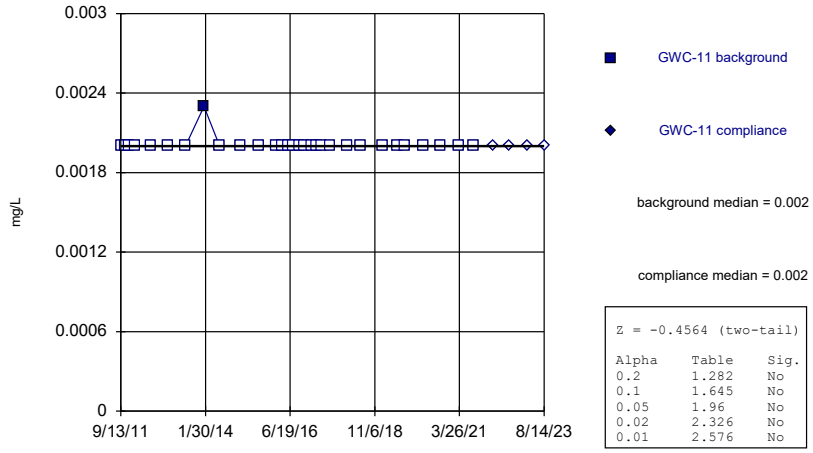

Z = -0.4564 (two-tail)

Alpha	Table	Sig.
0.2	1.282	No
0.1	1.645	No
0.05	1.96	No
0.02	2.326	No
0.01	2.576	No

Constituent: Antimony Analysis Run 8/13/2024 10:09 AM View: Appendix I Mann-Whitney
Plant Wansley Client: Southern Company Data: Wansley Landfill

Sanitas™ v.10.0.20 Software licensed to Groundwater Stats Consulting. UG
Hollow symbols indicate censored values.

Mann-Whitney (Wilcoxon Rank Sum)

GWC-13

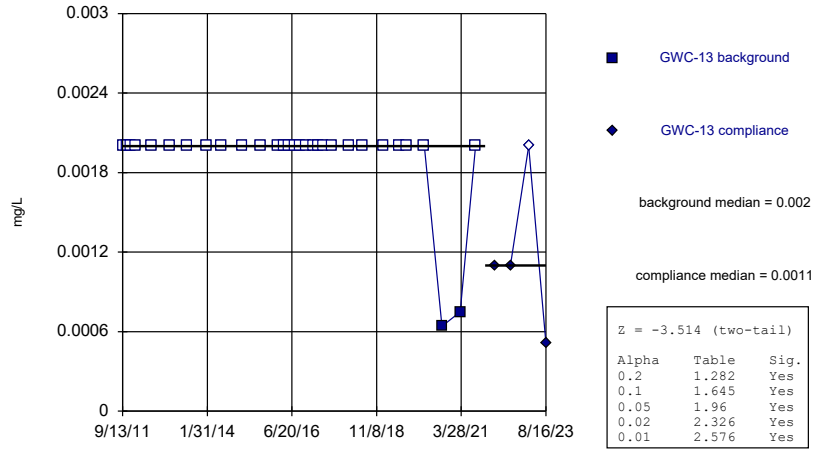

Z = -3.514 (two-tail)

Alpha	Table	Sig.
0.2	1.282	Yes
0.1	1.645	Yes
0.05	1.96	Yes
0.02	2.326	Yes
0.01	2.576	Yes

Constituent: Antimony Analysis Run 8/13/2024 10:09 AM View: Appendix I Mann-Whitney
Plant Wansley Client: Southern Company Data: Wansley Landfill

Sanitas™ v.10.0.20 Software licensed to Groundwater Stats Consulting. UG
Hollow symbols indicate censored values.

Mann-Whitney (Wilcoxon Rank Sum)

GWC-18

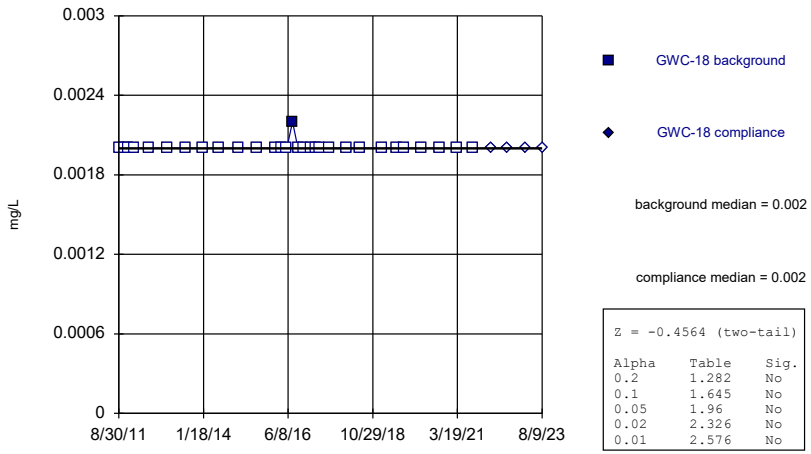

Z = -0.4564 (two-tail)

Alpha	Table	Sig.
0.2	1.282	No
0.1	1.645	No
0.05	1.96	No
0.02	2.326	No
0.01	2.576	No

Constituent: Antimony Analysis Run 8/13/2024 10:09 AM View: Appendix I Mann-Whitney
Plant Wansley Client: Southern Company Data: Wansley Landfill

Sanitas™ v.10.0.20 Software licensed to Groundwater Stats Consulting. UG
Hollow symbols indicate censored values.

Mann-Whitney (Wilcoxon Rank Sum)

GWC-20

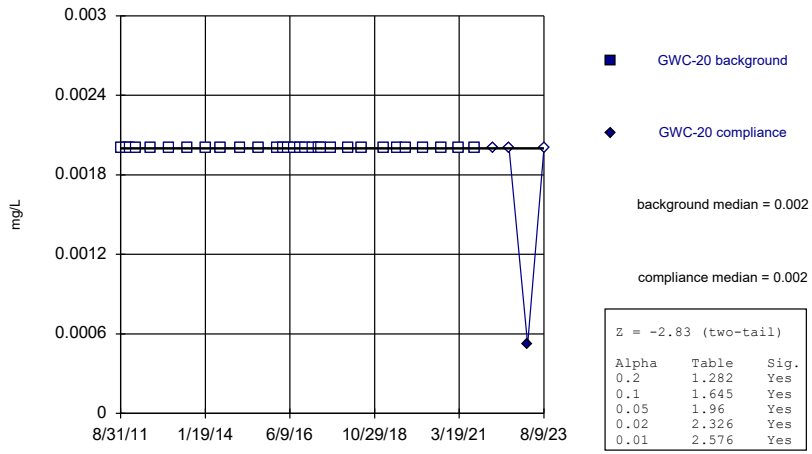

Z = -2.83 (two-tail)

Alpha	Table	Sig.
0.2	1.282	Yes
0.1	1.645	Yes
0.05	1.96	Yes
0.02	2.326	Yes
0.01	2.576	Yes

Constituent: Antimony Analysis Run 8/13/2024 10:09 AM View: Appendix I Mann-Whitney
Plant Wansley Client: Southern Company Data: Wansley Landfill

Sanitas™ v.10.0.20 Software licensed to Groundwater Stats Consulting. UG
Hollow symbols indicate censored values.

Mann-Whitney (Wilcoxon Rank Sum)

GWC-22

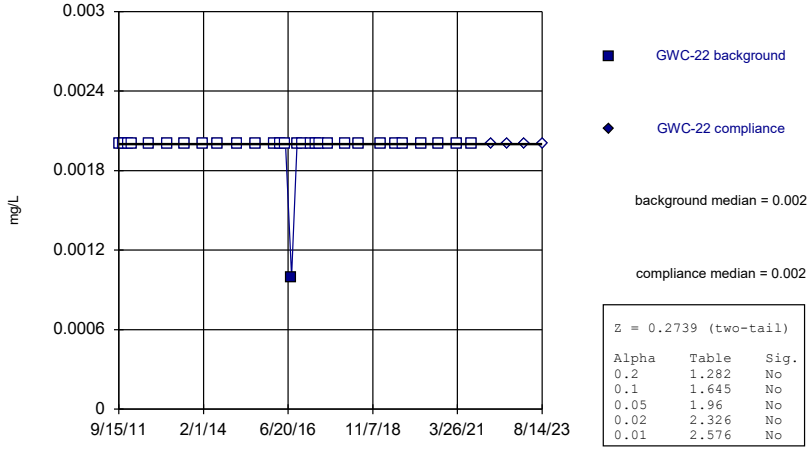

Z = 0.2739 (two-tail)

Alpha	Table	Sig.
0.2	1.282	No
0.1	1.645	No
0.05	1.96	No
0.02	2.326	No
0.01	2.576	No

Constituent: Antimony Analysis Run 8/13/2024 10:09 AM View: Appendix I Mann-Whitney
Plant Wansley Client: Southern Company Data: Wansley Landfill

Sanitas™ v.10.0.20 Software licensed to Groundwater Stats Consulting. UG
Hollow symbols indicate censored values.

Mann-Whitney (Wilcoxon Rank Sum)

GWC-23

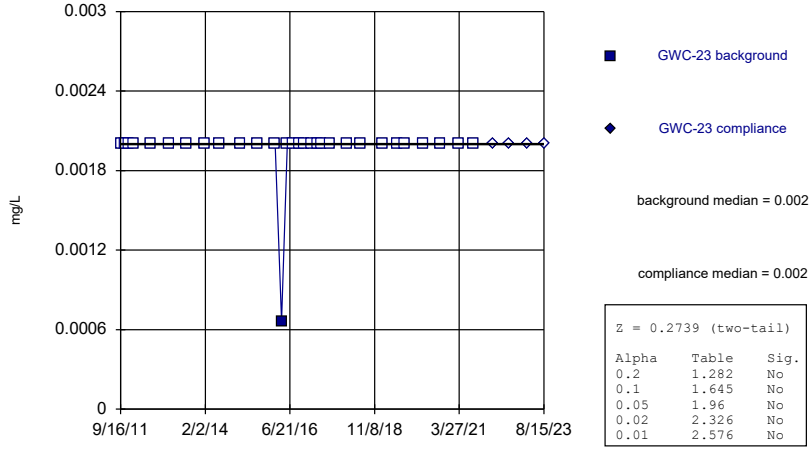

Z = 0.2739 (two-tail)

Alpha	Table	Sig.
0.2	1.282	No
0.1	1.645	No
0.05	1.96	No
0.02	2.326	No
0.01	2.576	No

Constituent: Antimony Analysis Run 8/13/2024 10:09 AM View: Appendix I Mann-Whitney
Plant Wansley Client: Southern Company Data: Wansley Landfill

Sanitas™ v.10.0.20 Software licensed to Groundwater Stats Consulting. UG
Hollow symbols indicate censored values.

Mann-Whitney (Wilcoxon Rank Sum)

GWC-24

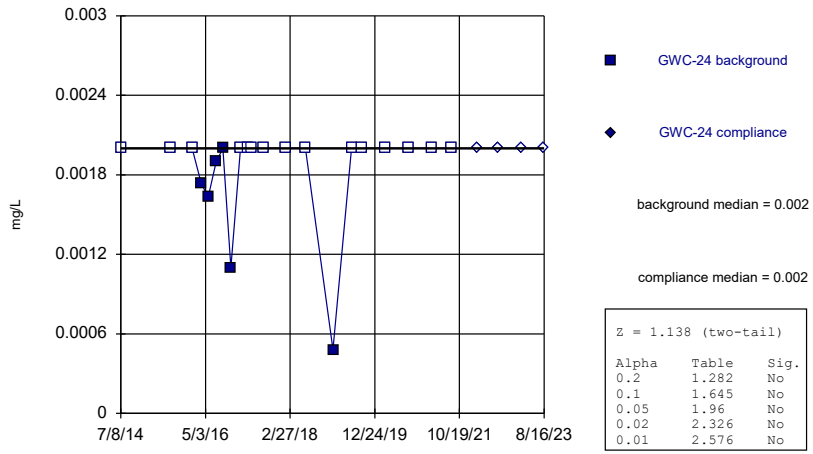

Z = 1.138 (two-tail)

Alpha	Table	Sig.
0.2	1.282	No
0.1	1.645	No
0.05	1.96	No
0.02	2.326	No
0.01	2.576	No

Constituent: Antimony Analysis Run 8/13/2024 10:09 AM View: Appendix I Mann-Whitney
Plant Wansley Client: Southern Company Data: Wansley Landfill

Sanitas™ v.10.0.20 Software licensed to Groundwater Stats Consulting. UG
Hollow symbols indicate censored values.

Mann-Whitney (Wilcoxon Rank Sum)

GWC-25

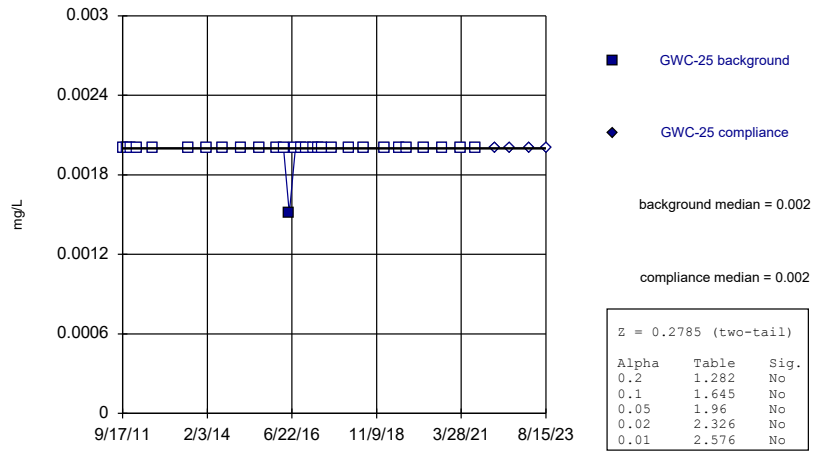

Z = 0.2785 (two-tail)

Alpha	Table	Sig.
0.2	1.282	No
0.1	1.645	No
0.05	1.96	No
0.02	2.326	No
0.01	2.576	No

Constituent: Antimony Analysis Run 8/13/2024 10:09 AM View: Appendix I Mann-Whitney
Plant Wansley Client: Southern Company Data: Wansley Landfill

Sanitas™ v.10.0.20 Software licensed to Groundwater Stats Consulting. UG
Hollow symbols indicate censored values.

Mann-Whitney (Wilcoxon Rank Sum)

GWC-26

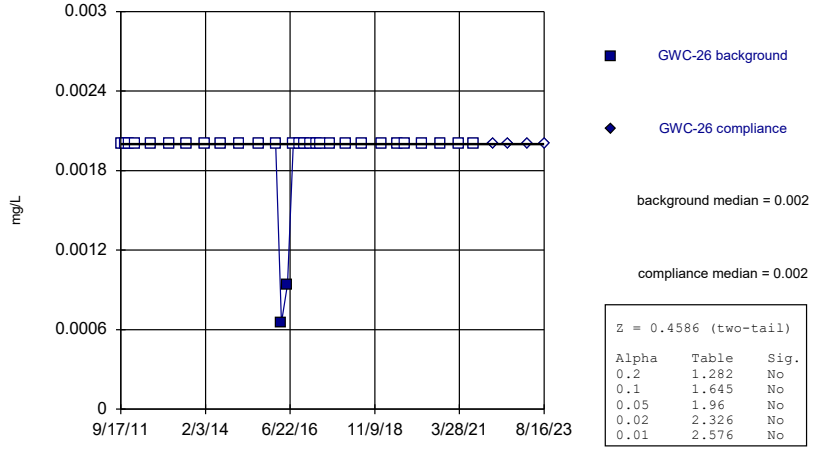

Z = 0.4586 (two-tail)

Alpha	Table	Sig.
0.2	1.282	No
0.1	1.645	No
0.05	1.96	No
0.02	2.326	No
0.01	2.576	No

Constituent: Antimony Analysis Run 8/13/2024 10:09 AM View: Appendix I Mann-Whitney
Plant Wansley Client: Southern Company Data: Wansley Landfill

Sanitas™ v.10.0.20 Software licensed to Groundwater Stats Consulting. UG
Hollow symbols indicate censored values.

Mann-Whitney (Wilcoxon Rank Sum)

GWC-27

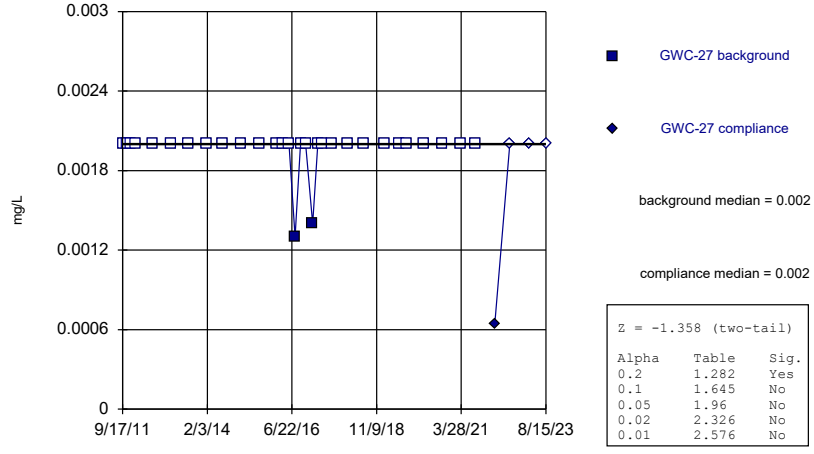

Z = -1.358 (two-tail)

Alpha	Table	Sig.
0.2	1.282	Yes
0.1	1.645	No
0.05	1.96	No
0.02	2.326	No
0.01	2.576	No

Constituent: Antimony Analysis Run 8/13/2024 10:09 AM View: Appendix I Mann-Whitney
Plant Wansley Client: Southern Company Data: Wansley Landfill

Sanitas™ v.10.0.20 Software licensed to Groundwater Stats Consulting. UG
Hollow symbols indicate censored values.

Mann-Whitney (Wilcoxon Rank Sum)

GWC-30

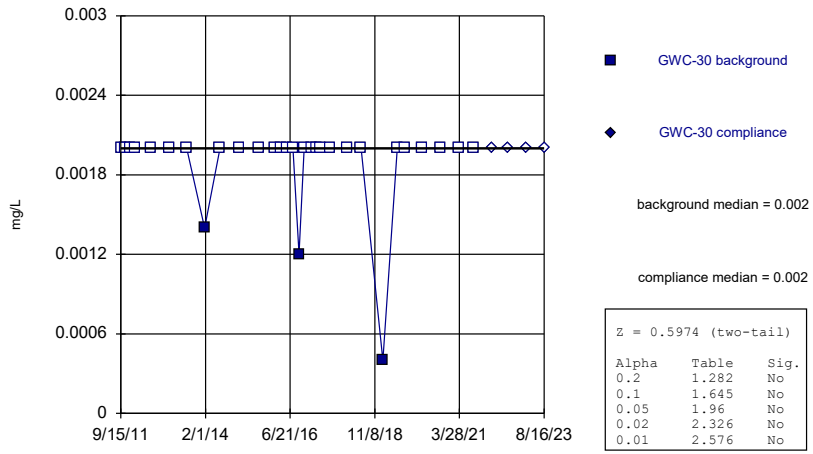

Z = 0.5974 (two-tail)

Alpha	Table	Sig.
0.2	1.282	No
0.1	1.645	No
0.05	1.96	No
0.02	2.326	No
0.01	2.576	No

Constituent: Antimony Analysis Run 8/13/2024 10:09 AM View: Appendix I Mann-Whitney
Plant Wansley Client: Southern Company Data: Wansley Landfill

Sanitas™ v.10.0.20 Software licensed to Groundwater Stats Consulting. UG
Hollow symbols indicate censored values.

Mann-Whitney (Wilcoxon Rank Sum)

GWC-31

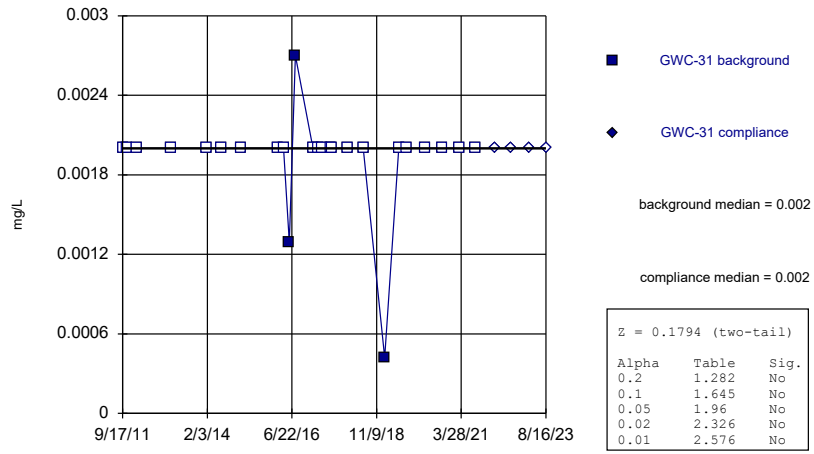

Z = 0.1794 (two-tail)

Alpha	Table	Sig.
0.2	1.282	No
0.1	1.645	No
0.05	1.96	No
0.02	2.326	No
0.01	2.576	No

Constituent: Antimony Analysis Run 8/13/2024 10:09 AM View: Appendix I Mann-Whitney
Plant Wansley Client: Southern Company Data: Wansley Landfill

Sanitas™ v.10.0.20 Software licensed to Groundwater Stats Consulting. UG
Hollow symbols indicate censored values.

Mann-Whitney (Wilcoxon Rank Sum)

GWC-32

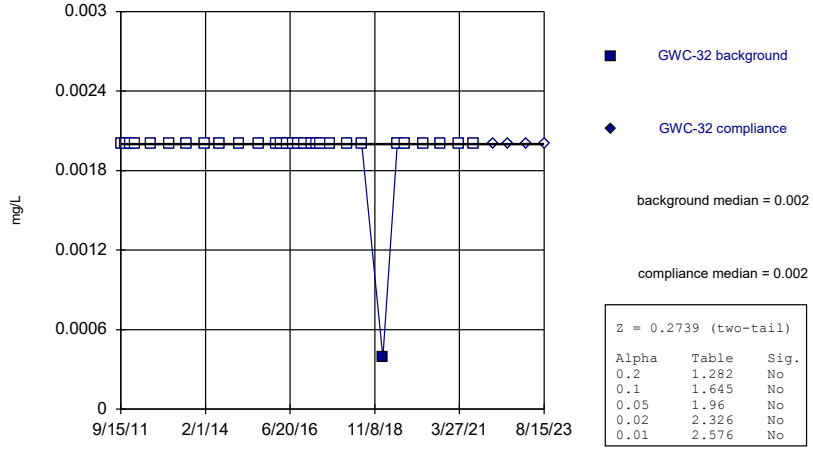

Z = 0.2739 (two-tail)

Alpha	Table	Sig.
0.2	1.282	No
0.1	1.645	No
0.05	1.96	No
0.02	2.326	No
0.01	2.576	No

Constituent: Antimony Analysis Run 8/13/2024 10:09 AM View: Appendix I Mann-Whitney
Plant Wansley Client: Southern Company Data: Wansley Landfill

Sanitas™ v.10.0.20 Software licensed to Groundwater Stats Consulting. UG
Hollow symbols indicate censored values.

Mann-Whitney (Wilcoxon Rank Sum)

GWC-33

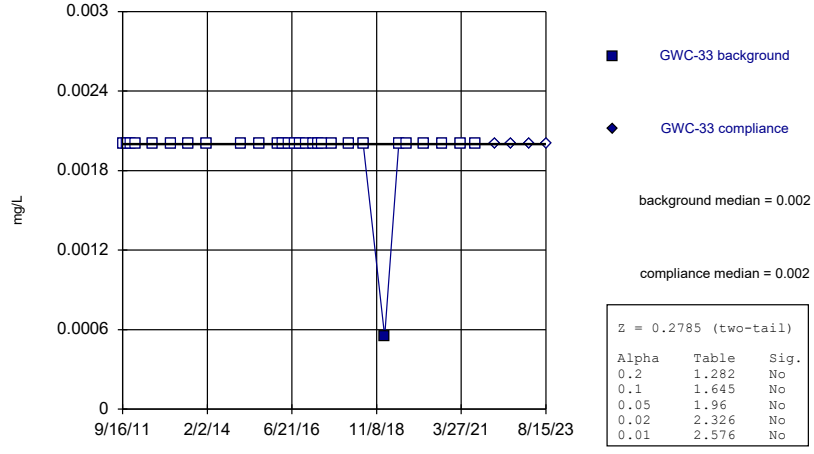

Z = 0.2785 (two-tail)

Alpha	Table	Sig.
0.2	1.282	No
0.1	1.645	No
0.05	1.96	No
0.02	2.326	No
0.01	2.576	No

Constituent: Antimony Analysis Run 8/13/2024 10:09 AM View: Appendix I Mann-Whitney
Plant Wansley Client: Southern Company Data: Wansley Landfill

Sanitas™ v.10.0.20 Software licensed to Groundwater Stats Consulting. UG
Hollow symbols indicate censored values.

Mann-Whitney (Wilcoxon Rank Sum)

GWC-5

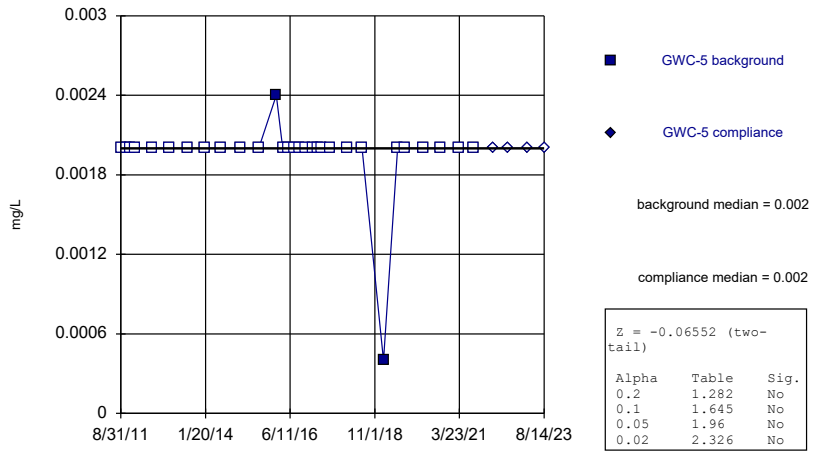

Z = -0.06552 (two-tail)

Alpha	Table	Sig.
0.2	1.282	No
0.1	1.645	No
0.05	1.96	No
0.02	2.326	No

Constituent: Antimony Analysis Run 8/13/2024 10:09 AM View: Appendix I Mann-Whitney
Plant Wansley Client: Southern Company Data: Wansley Landfill

Sanitas™ v.10.0.20 Software licensed to Groundwater Stats Consulting. UG
Hollow symbols indicate censored values.

Mann-Whitney (Wilcoxon Rank Sum)

GWC-6

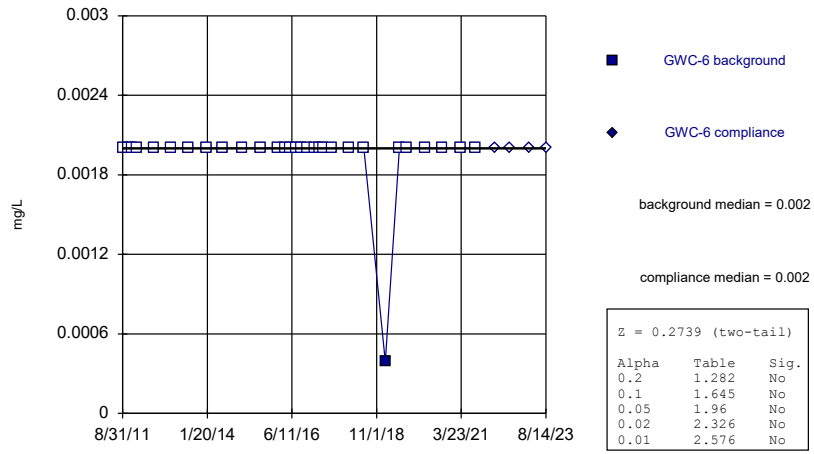

Z = 0.2739 (two-tail)

Alpha	Table	Sig.
0.2	1.282	No
0.1	1.645	No
0.05	1.96	No
0.02	2.326	No
0.01	2.576	No

Constituent: Antimony Analysis Run 8/13/2024 10:09 AM View: Appendix I Mann-Whitney
Plant Wansley Client: Southern Company Data: Wansley Landfill

Sanitas™ v.10.0.20 Software licensed to Groundwater Stats Consulting. UG
Hollow symbols indicate censored values.

Mann-Whitney (Wilcoxon Rank Sum)

GWA-1 (bg)

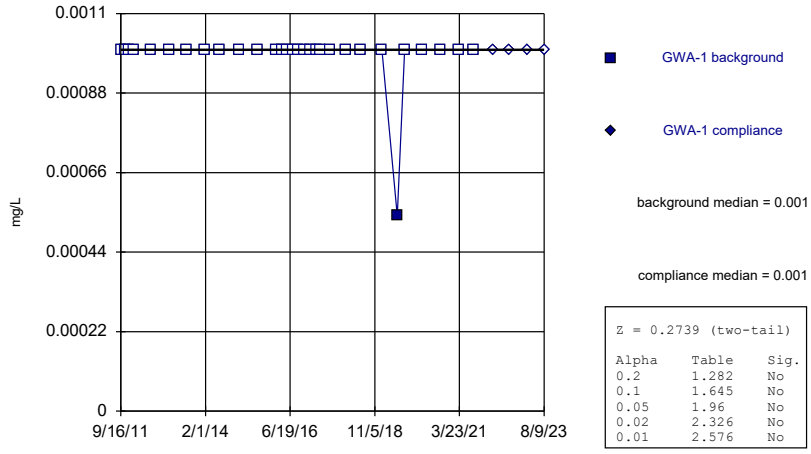

Z = 0.2739 (two-tail)

Alpha	Table	Sig.
0.2	1.282	No
0.1	1.645	No
0.05	1.96	No
0.02	2.326	No
0.01	2.576	No

Constituent: Arsenic Analysis Run 8/13/2024 10:09 AM View: Appendix I Mann-Whitney
Plant Wansley Client: Southern Company Data: Wansley Landfill

Sanitas™ v.10.0.20 Software licensed to Groundwater Stats Consulting. UG
Hollow symbols indicate censored values.

Mann-Whitney (Wilcoxon Rank Sum)

GWA-2 (bg)

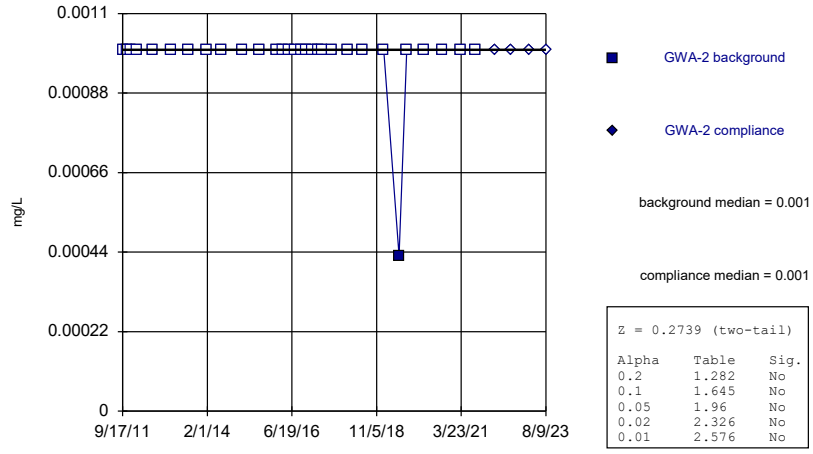

Z = 0.2739 (two-tail)

Alpha	Table	Sig.
0.2	1.282	No
0.1	1.645	No
0.05	1.96	No
0.02	2.326	No
0.01	2.576	No

Constituent: Arsenic Analysis Run 8/13/2024 10:09 AM View: Appendix I Mann-Whitney
Plant Wansley Client: Southern Company Data: Wansley Landfill

Sanitas™ v.10.0.20 Software licensed to Groundwater Stats Consulting. UG
Hollow symbols indicate censored values.

Mann-Whitney (Wilcoxon Rank Sum)

GWA-28 (bg)

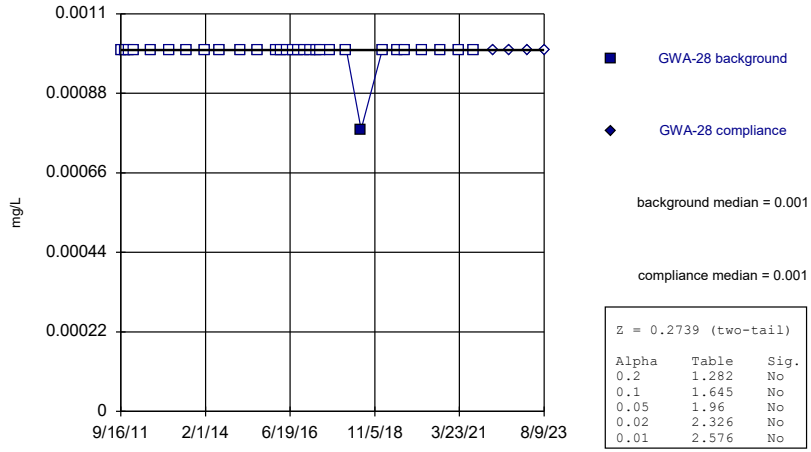

Z = 0.2739 (two-tail)

Alpha	Table	Sig.
0.2	1.282	No
0.1	1.645	No
0.05	1.96	No
0.02	2.326	No
0.01	2.576	No

Constituent: Arsenic Analysis Run 8/13/2024 10:09 AM View: Appendix I Mann-Whitney
Plant Wansley Client: Southern Company Data: Wansley Landfill

Sanitas™ v.10.0.20 Software licensed to Groundwater Stats Consulting. UG
Hollow symbols indicate censored values.

Mann-Whitney (Wilcoxon Rank Sum)

GWA-29 (bg)

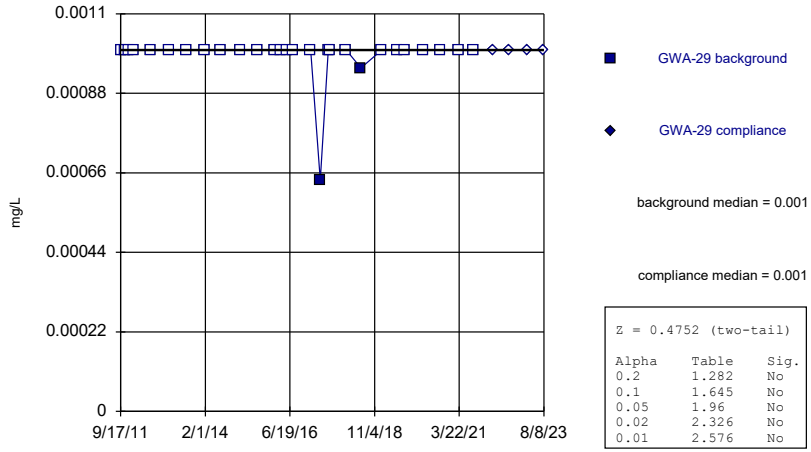

Z = 0.4752 (two-tail)

Alpha	Table	Sig.
0.2	1.282	No
0.1	1.645	No
0.05	1.96	No
0.02	2.326	No
0.01	2.576	No

Constituent: Arsenic Analysis Run 8/13/2024 10:09 AM View: Appendix I Mann-Whitney
Plant Wansley Client: Southern Company Data: Wansley Landfill

Sanitas™ v.10.0.20 Software licensed to Groundwater Stats Consulting. UG
Hollow symbols indicate censored values.

Mann-Whitney (Wilcoxon Rank Sum)

GWA-3 (bg)

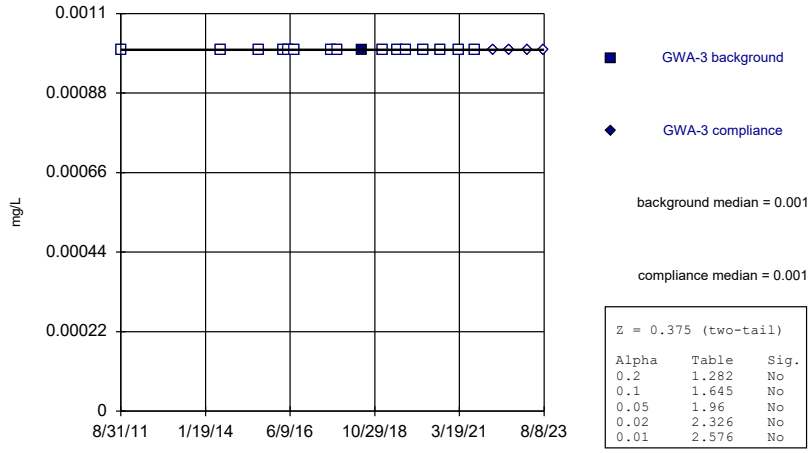

Z = 0.375 (two-tail)

Alpha	Table	Sig.
0.2	1.282	No
0.1	1.645	No
0.05	1.96	No
0.02	2.326	No
0.01	2.576	No

Constituent: Arsenic Analysis Run 8/13/2024 10:09 AM View: Appendix I Mann-Whitney
Plant Wansley Client: Southern Company Data: Wansley Landfill

Sanitas™ v.10.0.20 Software licensed to Groundwater Stats Consulting. UG
Hollow symbols indicate censored values.

Mann-Whitney (Wilcoxon Rank Sum)

GWA-4 (bg)

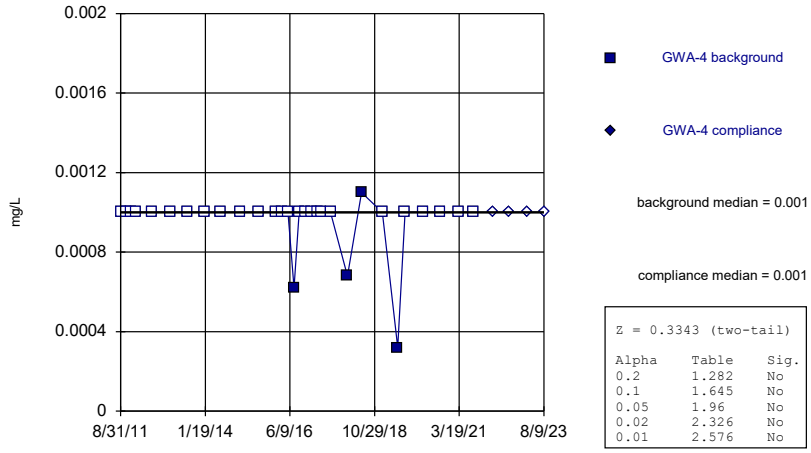

Z = 0.3343 (two-tail)

Alpha	Table	Sig.
0.2	1.282	No
0.1	1.645	No
0.05	1.96	No
0.02	2.326	No
0.01	2.576	No

Constituent: Arsenic Analysis Run 8/13/2024 10:09 AM View: Appendix I Mann-Whitney
Plant Wansley Client: Southern Company Data: Wansley Landfill

Sanitas™ v.10.0.20 Software licensed to Groundwater Stats Consulting. UG
Hollow symbols indicate censored values.

Mann-Whitney (Wilcoxon Rank Sum)

GWC-11

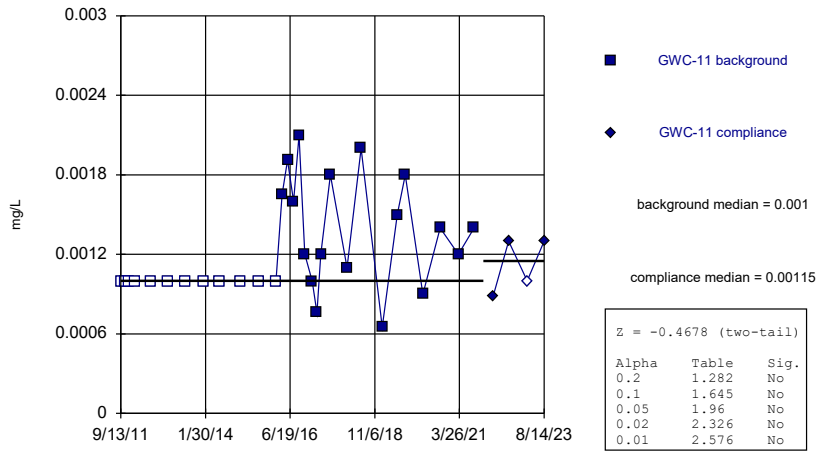

Z = -0.4678 (two-tail)

Alpha	Table	Sig.
0.2	1.282	No
0.1	1.645	No
0.05	1.96	No
0.02	2.326	No
0.01	2.576	No

Constituent: Arsenic Analysis Run 8/13/2024 10:09 AM View: Appendix I Mann-Whitney
Plant Wansley Client: Southern Company Data: Wansley Landfill

Sanitas™ v.10.0.20 Software licensed to Groundwater Stats Consulting. UG
Hollow symbols indicate censored values.

Mann-Whitney (Wilcoxon Rank Sum)

GWC-12

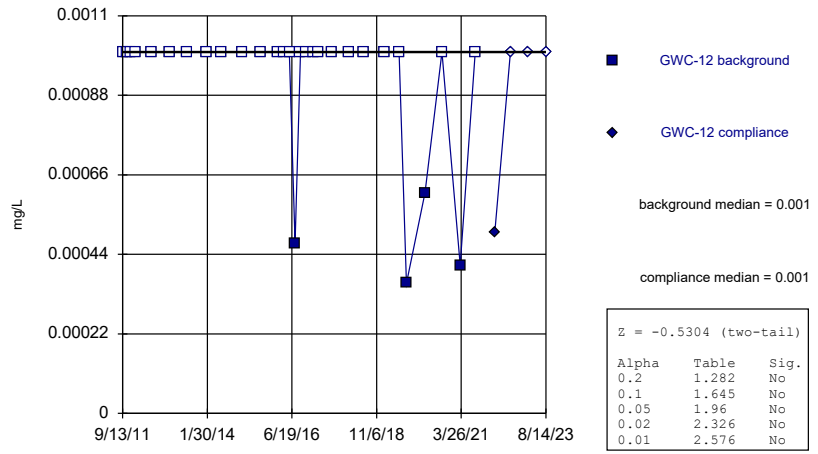

Z = -0.5304 (two-tail)

Alpha	Table	Sig.
0.2	1.282	No
0.1	1.645	No
0.05	1.96	No
0.02	2.326	No
0.01	2.576	No

Constituent: Arsenic Analysis Run 8/13/2024 10:09 AM View: Appendix I Mann-Whitney
Plant Wansley Client: Southern Company Data: Wansley Landfill

Sanitas™ v.10.0.20 Software licensed to Groundwater Stats Consulting. UG
Hollow symbols indicate censored values.

Mann-Whitney (Wilcoxon Rank Sum)

GWC-13

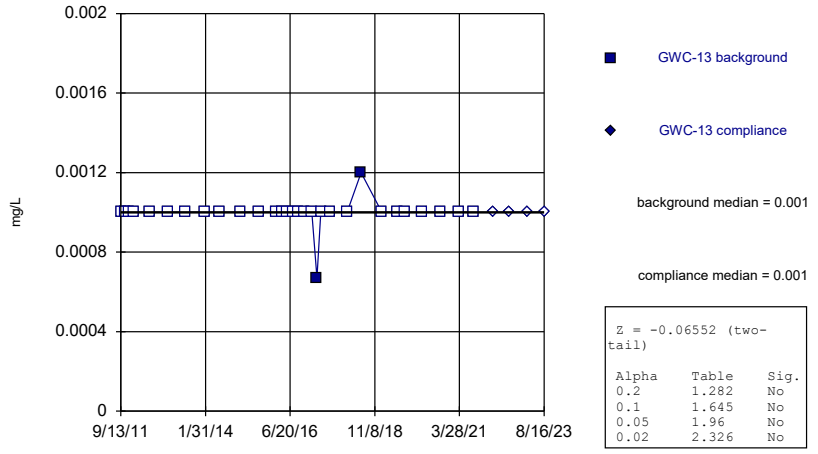

Z = -0.06552 (two-tail)

Alpha	Table	Sig.
0.2	1.282	No
0.1	1.645	No
0.05	1.96	No
0.02	2.326	No

Constituent: Arsenic Analysis Run 8/13/2024 10:09 AM View: Appendix I Mann-Whitney
Plant Wansley Client: Southern Company Data: Wansley Landfill

Sanitas™ v.10.0.20 Software licensed to Groundwater Stats Consulting. UG
Hollow symbols indicate censored values.

Mann-Whitney (Wilcoxon Rank Sum)

GWC-14

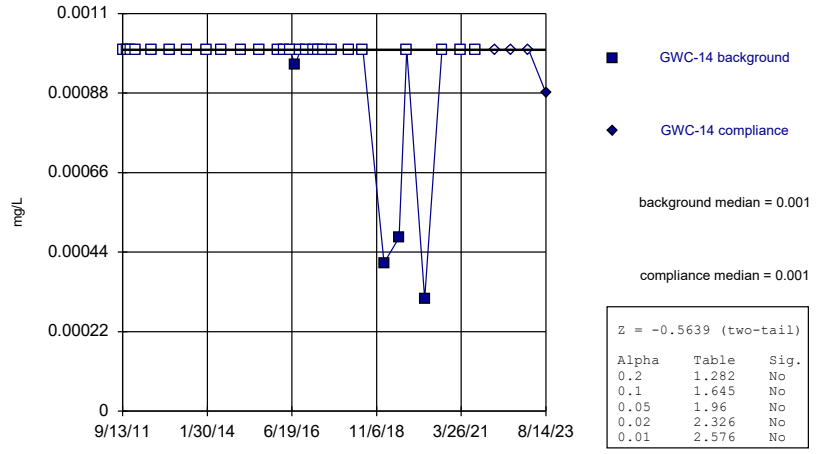

Z = -0.5639 (two-tail)

Alpha	Table	Sig.
0.2	1.282	No
0.1	1.645	No
0.05	1.96	No
0.02	2.326	No
0.01	2.576	No

Constituent: Arsenic Analysis Run 8/13/2024 10:09 AM View: Appendix I Mann-Whitney
Plant Wansley Client: Southern Company Data: Wansley Landfill

Sanitas™ v.10.0.20 Software licensed to Groundwater Stats Consulting. UG
Hollow symbols indicate censored values.

Mann-Whitney (Wilcoxon Rank Sum)

GWC-16

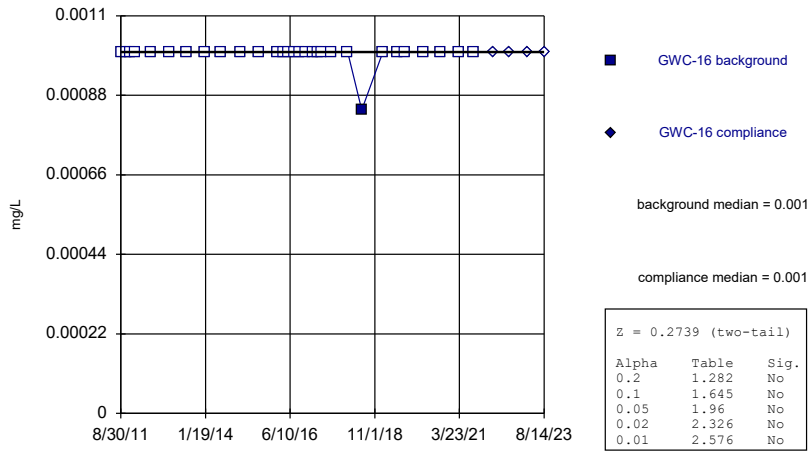

Z = 0.2739 (two-tail)

Alpha	Table	Sig.
0.2	1.282	No
0.1	1.645	No
0.05	1.96	No
0.02	2.326	No
0.01	2.576	No

Constituent: Arsenic Analysis Run 8/13/2024 10:09 AM View: Appendix I Mann-Whitney
Plant Wansley Client: Southern Company Data: Wansley Landfill

Sanitas™ v.10.0.20 Software licensed to Groundwater Stats Consulting. UG
Hollow symbols indicate censored values.

Mann-Whitney (Wilcoxon Rank Sum)

GWC-17

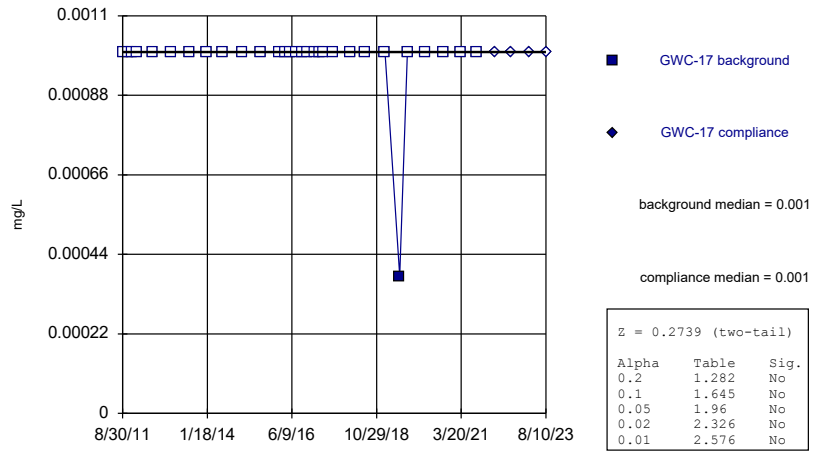

Z = 0.2739 (two-tail)

Alpha	Table	Sig.
0.2	1.282	No
0.1	1.645	No
0.05	1.96	No
0.02	2.326	No
0.01	2.576	No

Constituent: Arsenic Analysis Run 8/13/2024 10:09 AM View: Appendix I Mann-Whitney
Plant Wansley Client: Southern Company Data: Wansley Landfill

Sanitas™ v.10.0.20 Software licensed to Groundwater Stats Consulting. UG
Hollow symbols indicate censored values.

Mann-Whitney (Wilcoxon Rank Sum)

GWC-18

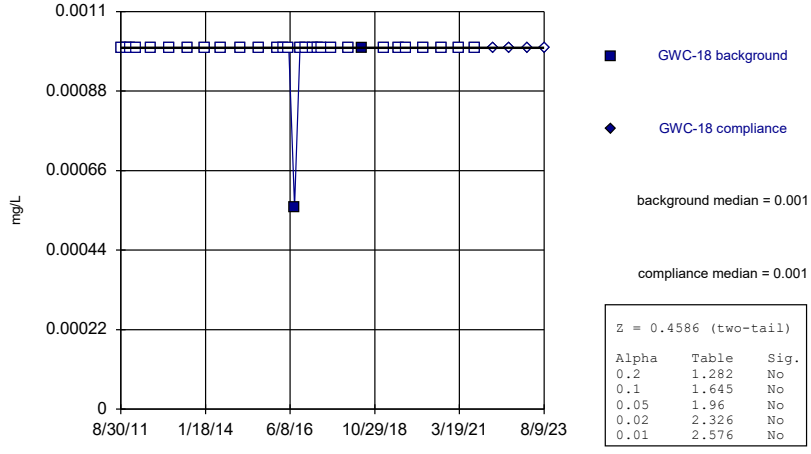

Z = 0.4586 (two-tail)

Alpha	Table	Sig.
0.2	1.282	No
0.1	1.645	No
0.05	1.96	No
0.02	2.326	No
0.01	2.576	No

Constituent: Arsenic Analysis Run 8/13/2024 10:09 AM View: Appendix I Mann-Whitney
Plant Wansley Client: Southern Company Data: Wansley Landfill

Sanitas™ v.10.0.20 Software licensed to Groundwater Stats Consulting. UG
Hollow symbols indicate censored values.

Mann-Whitney (Wilcoxon Rank Sum)

GWC-19

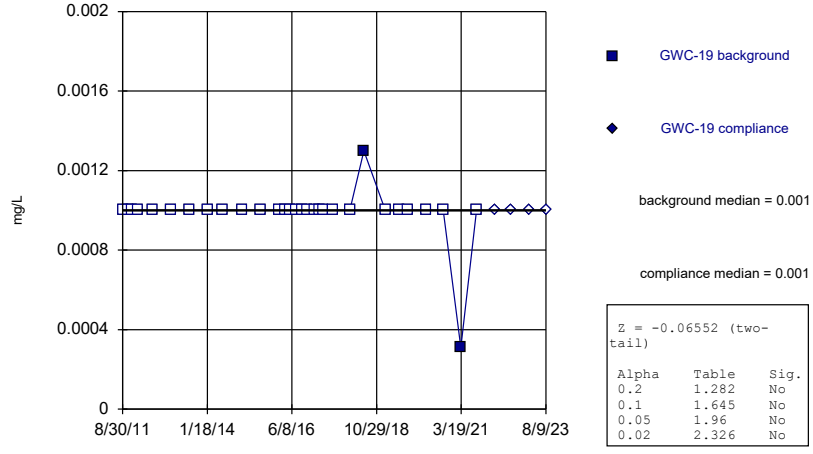

Z = -0.06552 (two-tail)

Alpha	Table	Sig.
0.2	1.282	No
0.1	1.645	No
0.05	1.96	No
0.02	2.326	No

Constituent: Arsenic Analysis Run 8/13/2024 10:09 AM View: Appendix I Mann-Whitney
Plant Wansley Client: Southern Company Data: Wansley Landfill

Sanitas™ v.10.0.20 Software licensed to Groundwater Stats Consulting. UG
Hollow symbols indicate censored values.

Mann-Whitney (Wilcoxon Rank Sum)

GWC-20

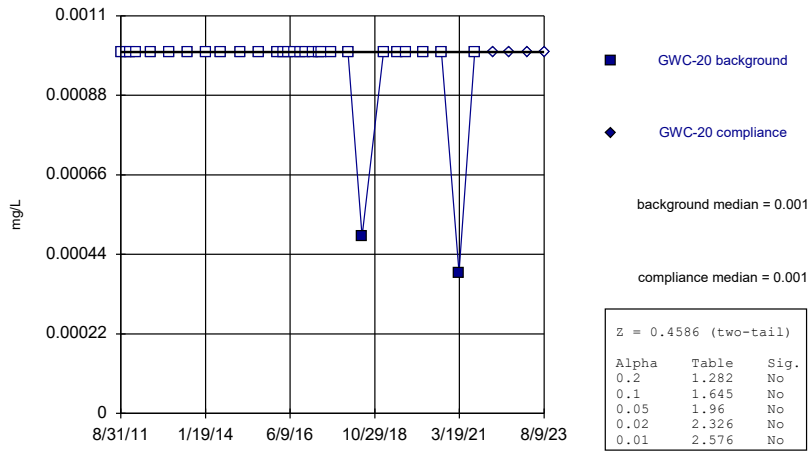

Z = 0.4586 (two-tail)

Alpha	Table	Sig.
0.2	1.282	No
0.1	1.645	No
0.05	1.96	No
0.02	2.326	No
0.01	2.576	No

Constituent: Arsenic Analysis Run 8/13/2024 10:09 AM View: Appendix I Mann-Whitney
Plant Wansley Client: Southern Company Data: Wansley Landfill

Sanitas™ v.10.0.20 Software licensed to Groundwater Stats Consulting. UG
Hollow symbols indicate censored values.

Mann-Whitney (Wilcoxon Rank Sum)

GWC-21

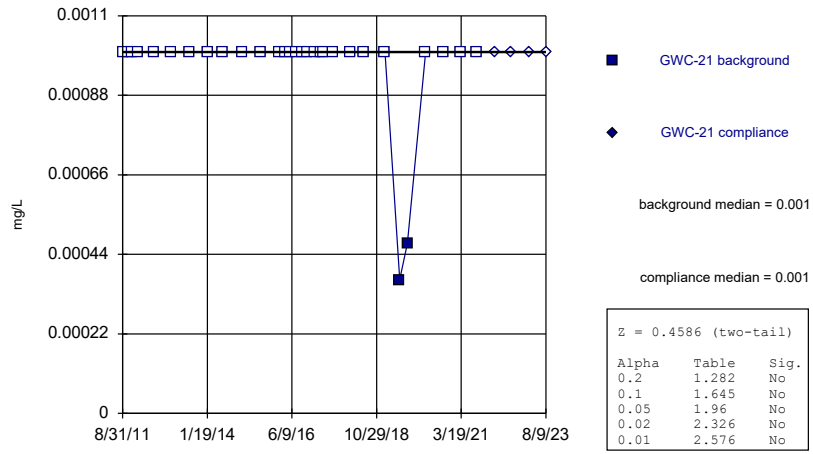

Z = 0.4586 (two-tail)

Alpha	Table	Sig.
0.2	1.282	No
0.1	1.645	No
0.05	1.96	No
0.02	2.326	No
0.01	2.576	No

Constituent: Arsenic Analysis Run 8/13/2024 10:09 AM View: Appendix I Mann-Whitney
Plant Wansley Client: Southern Company Data: Wansley Landfill

Sanitas™ v.10.0.20 Software licensed to Groundwater Stats Consulting. UG
Hollow symbols indicate censored values.

Mann-Whitney (Wilcoxon Rank Sum)

GWC-22

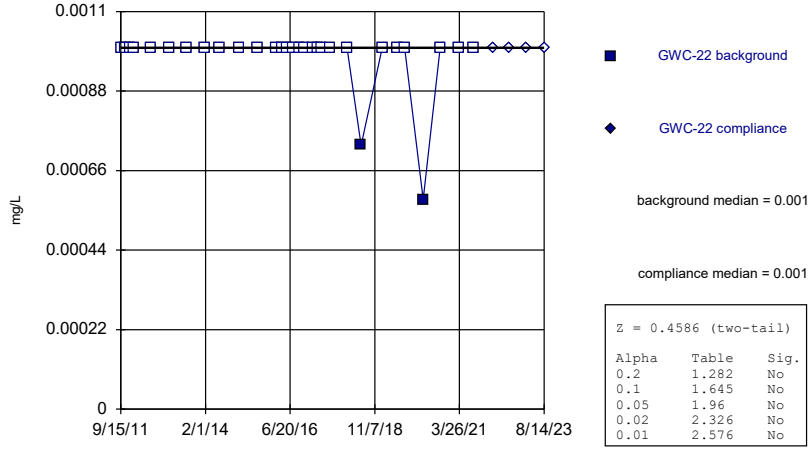

Z = 0.4586 (two-tail)

Alpha	Table	Sig.
0.2	1.282	No
0.1	1.645	No
0.05	1.96	No
0.02	2.326	No
0.01	2.576	No

Constituent: Arsenic Analysis Run 8/13/2024 10:09 AM View: Appendix I Mann-Whitney
Plant Wansley Client: Southern Company Data: Wansley Landfill

Sanitas™ v.10.0.20 Software licensed to Groundwater Stats Consulting. UG
Hollow symbols indicate censored values.

Mann-Whitney (Wilcoxon Rank Sum)

GWC-23

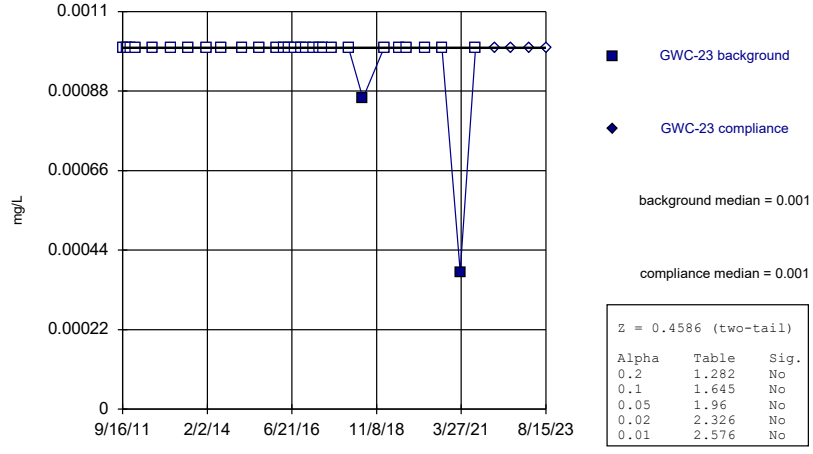

Z = 0.4586 (two-tail)

Alpha	Table	Sig.
0.2	1.282	No
0.1	1.645	No
0.05	1.96	No
0.02	2.326	No
0.01	2.576	No

Constituent: Arsenic Analysis Run 8/13/2024 10:09 AM View: Appendix I Mann-Whitney
Plant Wansley Client: Southern Company Data: Wansley Landfill

Sanitas™ v.10.0.20 Software licensed to Groundwater Stats Consulting. UG
Hollow symbols indicate censored values.

Mann-Whitney (Wilcoxon Rank Sum)

GWC-24

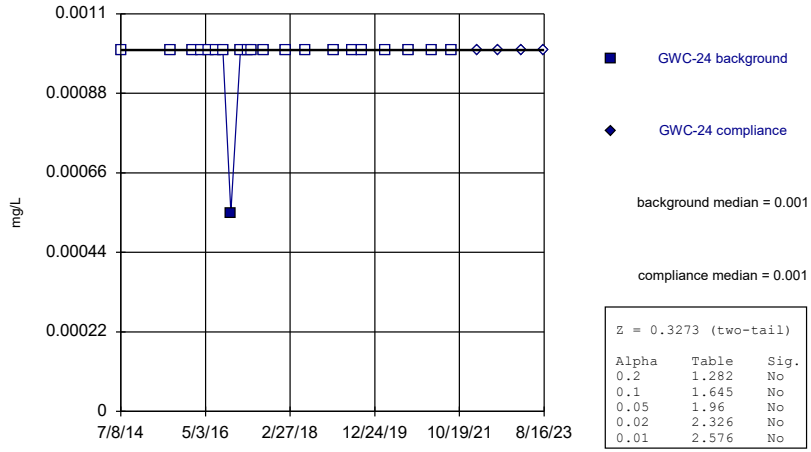

Z = 0.3273 (two-tail)

Alpha	Table	Sig.
0.2	1.282	No
0.1	1.645	No
0.05	1.96	No
0.02	2.326	No
0.01	2.576	No

Constituent: Arsenic Analysis Run 8/13/2024 10:09 AM View: Appendix I Mann-Whitney
Plant Wansley Client: Southern Company Data: Wansley Landfill

Sanitas™ v.10.0.20 Software licensed to Groundwater Stats Consulting. UG
Hollow symbols indicate censored values.

Mann-Whitney (Wilcoxon Rank Sum)

GWC-25

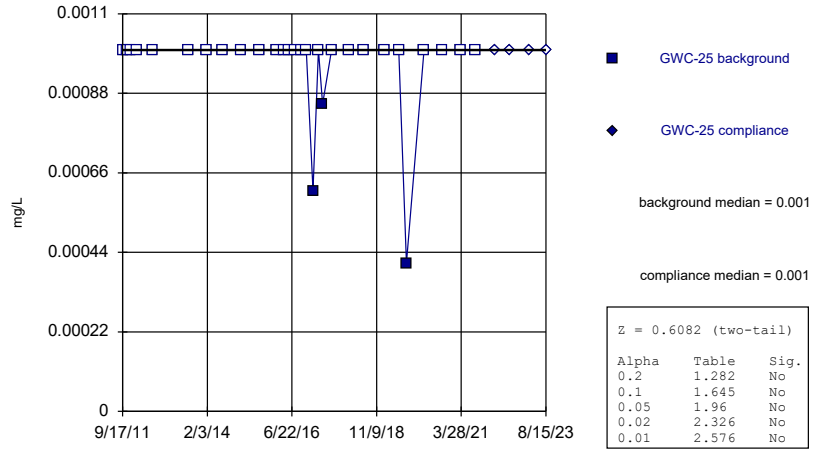

Z = 0.6082 (two-tail)

Alpha	Table	Sig.
0.2	1.282	No
0.1	1.645	No
0.05	1.96	No
0.02	2.326	No
0.01	2.576	No

Constituent: Arsenic Analysis Run 8/13/2024 10:09 AM View: Appendix I Mann-Whitney
Plant Wansley Client: Southern Company Data: Wansley Landfill

Sanitas™ v.10.0.20 Software licensed to Groundwater Stats Consulting. UG
Hollow symbols indicate censored values.

Mann-Whitney (Wilcoxon Rank Sum)

GWC-26

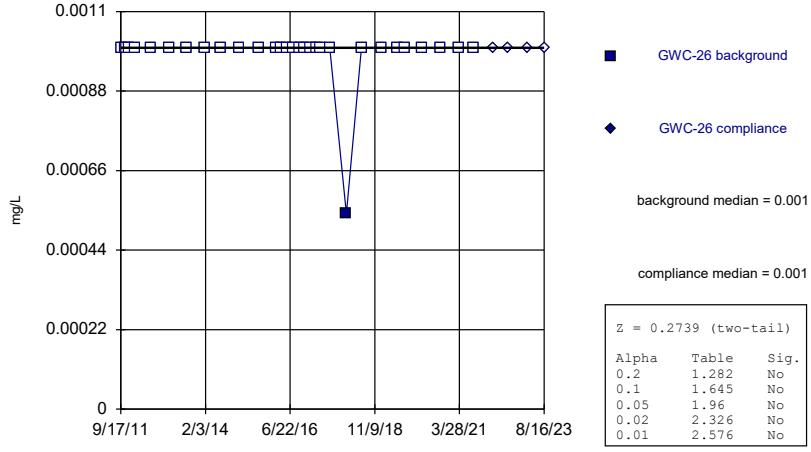

Z = 0.2739 (two-tail)

Alpha	Table	Sig.
0.2	1.282	No
0.1	1.645	No
0.05	1.96	No
0.02	2.326	No
0.01	2.576	No

Constituent: Arsenic Analysis Run 8/13/2024 10:09 AM View: Appendix I Mann-Whitney
Plant Wansley Client: Southern Company Data: Wansley Landfill

Sanitas™ v.10.0.20 Software licensed to Groundwater Stats Consulting. UG
Hollow symbols indicate censored values.

Mann-Whitney (Wilcoxon Rank Sum)

GWC-31

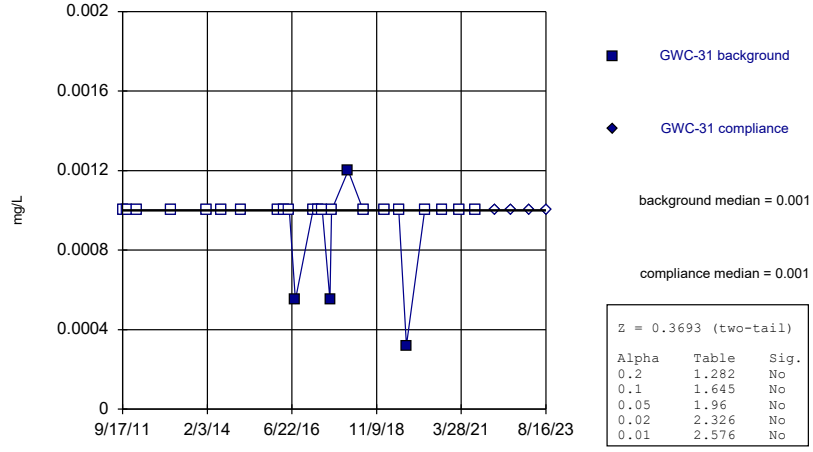

Z = 0.3693 (two-tail)

Alpha	Table	Sig.
0.2	1.282	No
0.1	1.645	No
0.05	1.96	No
0.02	2.326	No
0.01	2.576	No

Constituent: Arsenic Analysis Run 8/13/2024 10:10 AM View: Appendix I Mann-Whitney
Plant Wansley Client: Southern Company Data: Wansley Landfill

Sanitas™ v.10.0.20 Software licensed to Groundwater Stats Consulting. UG
Hollow symbols indicate censored values.

Mann-Whitney (Wilcoxon Rank Sum)

GWC-32

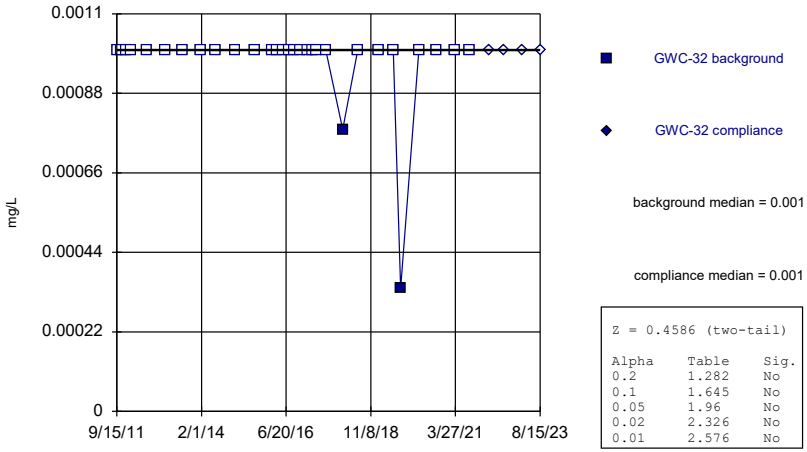

Z = 0.4586 (two-tail)

Alpha	Table	Sig.
0.2	1.282	No
0.1	1.645	No
0.05	1.96	No
0.02	2.326	No
0.01	2.576	No

Constituent: Arsenic Analysis Run 8/13/2024 10:10 AM View: Appendix I Mann-Whitney
Plant Wansley Client: Southern Company Data: Wansley Landfill

Sanitas™ v.10.0.20 Software licensed to Groundwater Stats Consulting. UG
Hollow symbols indicate censored values.

Mann-Whitney (Wilcoxon Rank Sum)

GWC-33

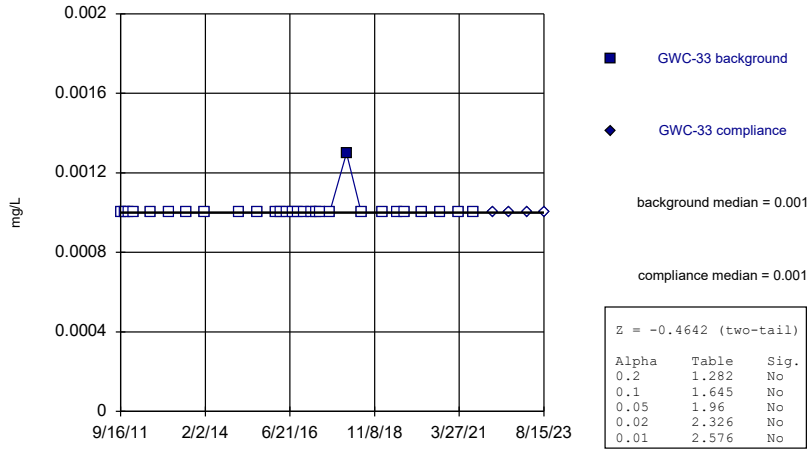

Z = -0.4642 (two-tail)

Alpha	Table	Sig.
0.2	1.282	No
0.1	1.645	No
0.05	1.96	No
0.02	2.326	No
0.01	2.576	No

Constituent: Arsenic Analysis Run 8/13/2024 10:10 AM View: Appendix I Mann-Whitney
Plant Wansley Client: Southern Company Data: Wansley Landfill

Sanitas™ v.10.0.20 Software licensed to Groundwater Stats Consulting. UG
Hollow symbols indicate censored values.

Mann-Whitney (Wilcoxon Rank Sum)

GWC-34

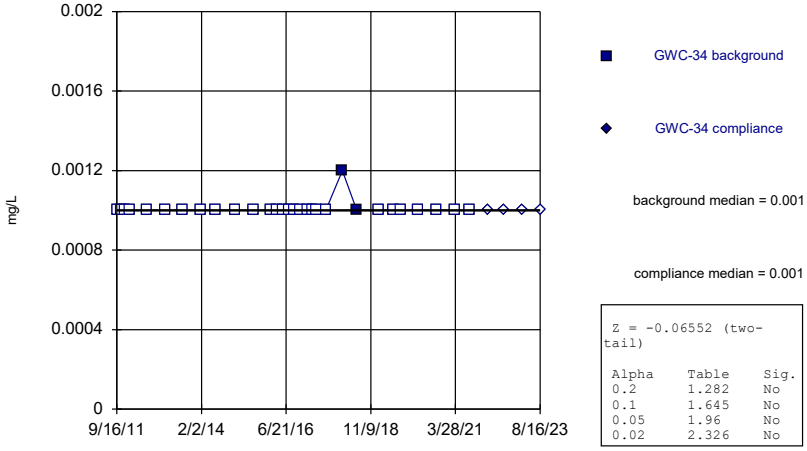

Z = -0.06552 (two-tail)

Alpha	Table	Sig.
0.2	1.282	No
0.1	1.645	No
0.05	1.96	No
0.02	2.326	No

Constituent: Arsenic Analysis Run 8/13/2024 10:10 AM View: Appendix I Mann-Whitney
Plant Wansley Client: Southern Company Data: Wansley Landfill

Sanitas™ v.10.0.20 Software licensed to Groundwater Stats Consulting. UG
Hollow symbols indicate censored values.

Mann-Whitney (Wilcoxon Rank Sum)

GWC-35

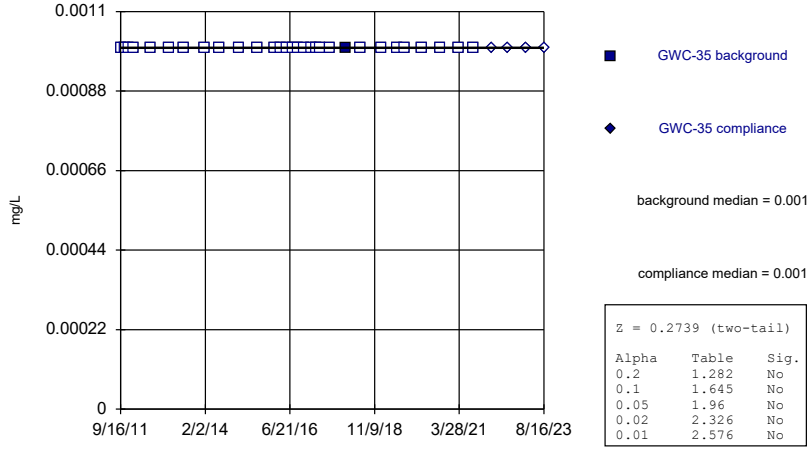

Z = 0.2739 (two-tail)

Alpha	Table	Sig.
0.2	1.282	No
0.1	1.645	No
0.05	1.96	No
0.02	2.326	No
0.01	2.576	No

Constituent: Arsenic Analysis Run 8/13/2024 10:10 AM View: Appendix I Mann-Whitney
Plant Wansley Client: Southern Company Data: Wansley Landfill

Sanitas™ v.10.0.20 Software licensed to Groundwater Stats Consulting. UG
Hollow symbols indicate censored values.

Mann-Whitney (Wilcoxon Rank Sum)

GWC-5

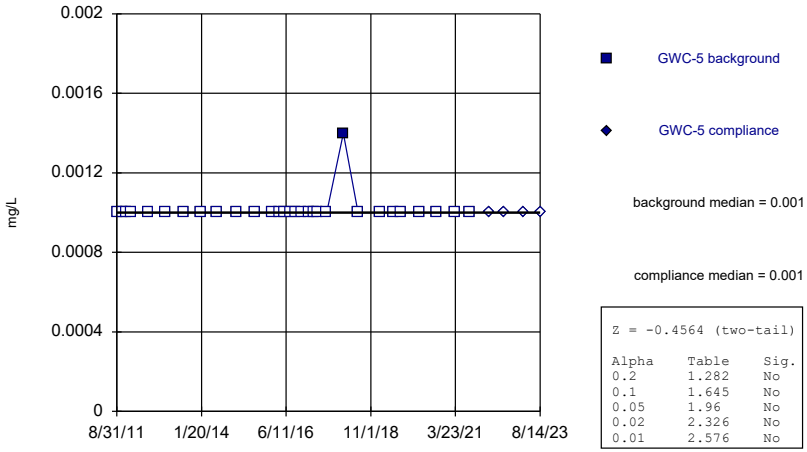

Z = -0.4564 (two-tail)

Alpha	Table	Sig.
0.2	1.282	No
0.1	1.645	No
0.05	1.96	No
0.02	2.326	No
0.01	2.576	No

Constituent: Arsenic Analysis Run 8/13/2024 10:10 AM View: Appendix I Mann-Whitney
Plant Wansley Client: Southern Company Data: Wansley Landfill

Sanitas™ v.10.0.20 Software licensed to Groundwater Stats Consulting. UG
Hollow symbols indicate censored values.

Mann-Whitney (Wilcoxon Rank Sum)

GWC-6

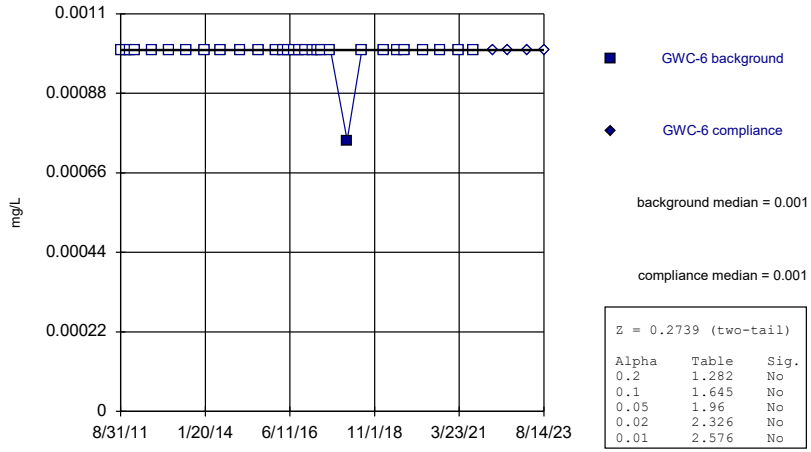

Z = 0.2739 (two-tail)

Alpha	Table	Sig.
0.2	1.282	No
0.1	1.645	No
0.05	1.96	No
0.02	2.326	No
0.01	2.576	No

Constituent: Arsenic Analysis Run 8/13/2024 10:10 AM View: Appendix I Mann-Whitney
Plant Wansley Client: Southern Company Data: Wansley Landfill

Sanitas™ v.10.0.20 Software licensed to Groundwater Stats Consulting. UG
Hollow symbols indicate censored values.

Mann-Whitney (Wilcoxon Rank Sum)

GWC-7

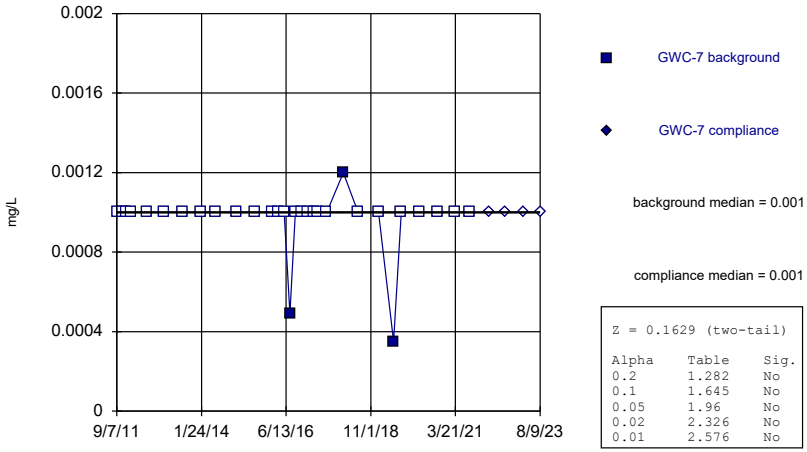

Z = 0.1629 (two-tail)

Alpha	Table	Sig.
0.2	1.282	No
0.1	1.645	No
0.05	1.96	No
0.02	2.326	No
0.01	2.576	No

Constituent: Arsenic Analysis Run 8/13/2024 10:10 AM View: Appendix I Mann-Whitney
Plant Wansley Client: Southern Company Data: Wansley Landfill

Sanitas™ v.10.0.20 Software licensed to Groundwater Stats Consulting. UG
Hollow symbols indicate censored values.

Mann-Whitney (Wilcoxon Rank Sum)

GWC-8

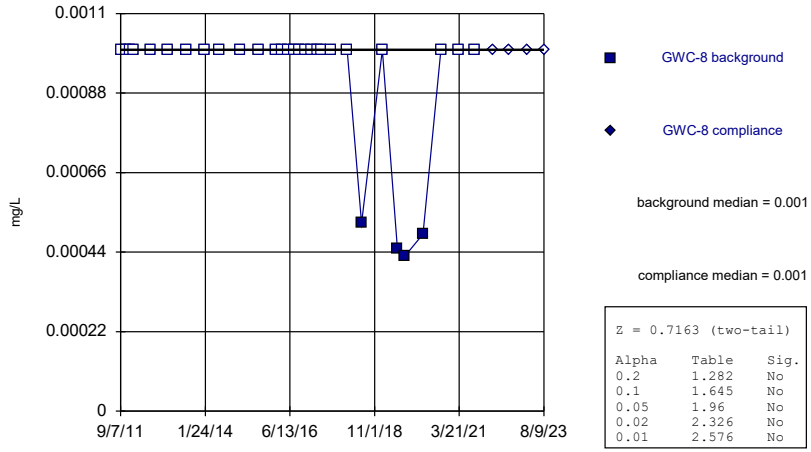

Z = 0.7163 (two-tail)

Alpha	Table	Sig.
0.2	1.282	No
0.1	1.645	No
0.05	1.96	No
0.02	2.326	No
0.01	2.576	No

Constituent: Arsenic Analysis Run 8/13/2024 10:10 AM View: Appendix I Mann-Whitney
Plant Wansley Client: Southern Company Data: Wansley Landfill

Sanitas™ v.10.0.20 Software licensed to Groundwater Stats Consulting. UG
Hollow symbols indicate censored values.

Mann-Whitney (Wilcoxon Rank Sum)

GWC-9

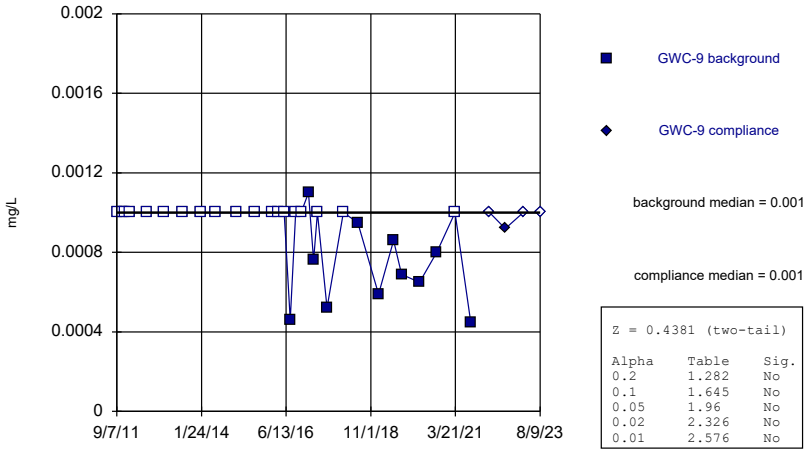

Z = 0.4381 (two-tail)

Alpha	Table	Sig.
0.2	1.282	No
0.1	1.645	No
0.05	1.96	No
0.02	2.326	No
0.01	2.576	No

Constituent: Arsenic Analysis Run 8/13/2024 10:10 AM View: Appendix I Mann-Whitney
Plant Wansley Client: Southern Company Data: Wansley Landfill

Sanitas™ v.10.0.20 Software licensed to Groundwater Stats Consulting. UG

Mann-Whitney (Wilcoxon Rank Sum)

GWA-1 (bg)

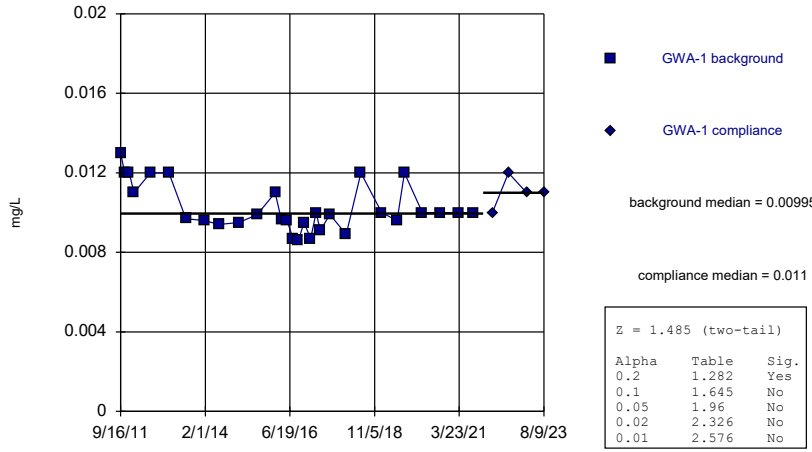

Z = 1.485 (two-tail)

Alpha	Table	Sig.
0.2	1.282	Yes
0.1	1.645	No
0.05	1.96	No
0.02	2.326	No
0.01	2.576	No

Constituent: Barium Analysis Run 8/13/2024 10:10 AM View: Appendix I Mann-Whitney
Plant Wansley Client: Southern Company Data: Wansley Landfill

Sanitas™ v.10.0.20 Software licensed to Groundwater Stats Consulting. UG

Mann-Whitney (Wilcoxon Rank Sum)

GWA-2 (bg)

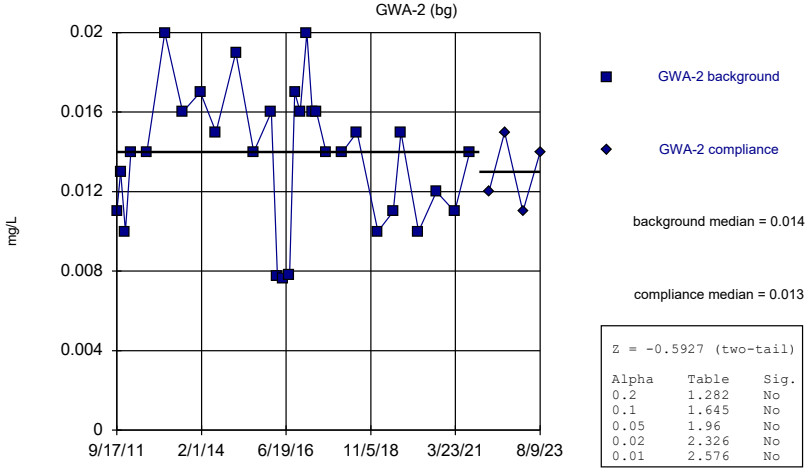

Z = -0.5927 (two-tail)

Alpha	Table	Sig.
0.2	1.282	No
0.1	1.645	No
0.05	1.96	No
0.02	2.326	No
0.01	2.576	No

Constituent: Barium Analysis Run 8/13/2024 10:10 AM View: Appendix I Mann-Whitney
Plant Wansley Client: Southern Company Data: Wansley Landfill

Sanitas™ v.10.0.20 Software licensed to Groundwater Stats Consulting. UG
Hollow symbols indicate censored values.

Mann-Whitney (Wilcoxon Rank Sum)

GWA-28 (bg)

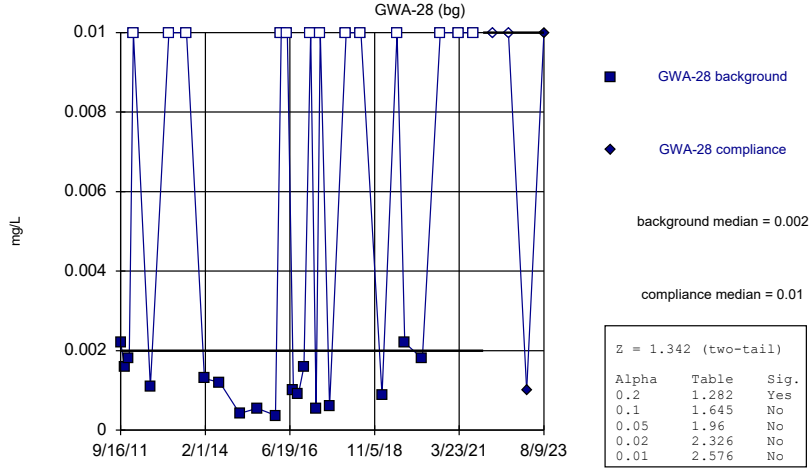

Z = 1.342 (two-tail)

Alpha	Table	Sig.
0.2	1.282	Yes
0.1	1.645	No
0.05	1.96	No
0.02	2.326	No
0.01	2.576	No

Constituent: Barium Analysis Run 8/13/2024 10:10 AM View: Appendix I Mann-Whitney
Plant Wansley Client: Southern Company Data: Wansley Landfill

Sanitas™ v.10.0.20 Software licensed to Groundwater Stats Consulting. UG
Hollow symbols indicate censored values.

Mann-Whitney (Wilcoxon Rank Sum)

GWA-29 (bg)

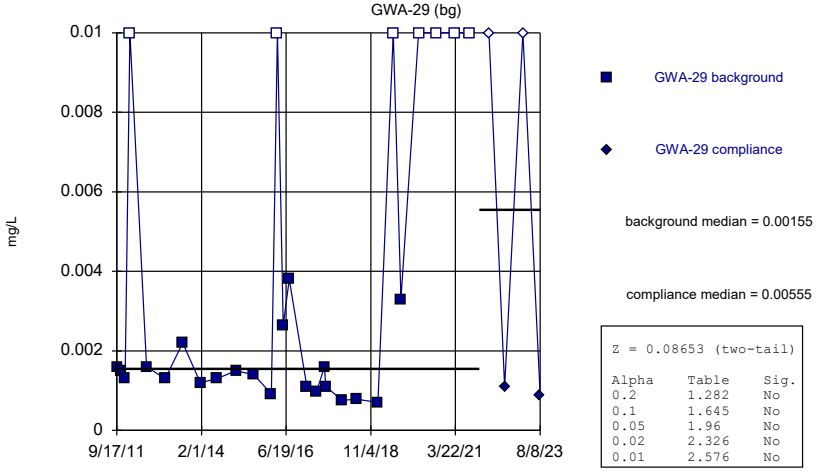

Z = 0.08653 (two-tail)

Alpha	Table	Sig.
0.2	1.282	No
0.1	1.645	No
0.05	1.96	No
0.02	2.326	No
0.01	2.576	No

Constituent: Barium Analysis Run 8/13/2024 10:10 AM View: Appendix I Mann-Whitney
Plant Wansley Client: Southern Company Data: Wansley Landfill

Sanitas™ v.10.0.20 Software licensed to Groundwater Stats Consulting. UG

Mann-Whitney (Wilcoxon Rank Sum)

GWA-3 (bg)

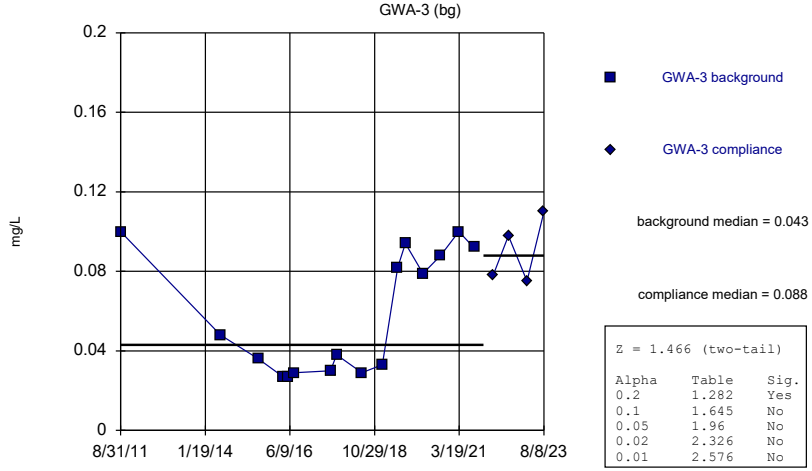

Z = 1.466 (two-tail)

Alpha	Table	Sig.
0.2	1.282	Yes
0.1	1.645	No
0.05	1.96	No
0.02	2.326	No
0.01	2.576	No

Constituent: Barium Analysis Run 8/13/2024 10:10 AM View: Appendix I Mann-Whitney
Plant Wansley Client: Southern Company Data: Wansley Landfill

Sanitas™ v.10.0.20 Software licensed to Groundwater Stats Consulting. UG

Mann-Whitney (Wilcoxon Rank Sum)

GWA-4 (bg)

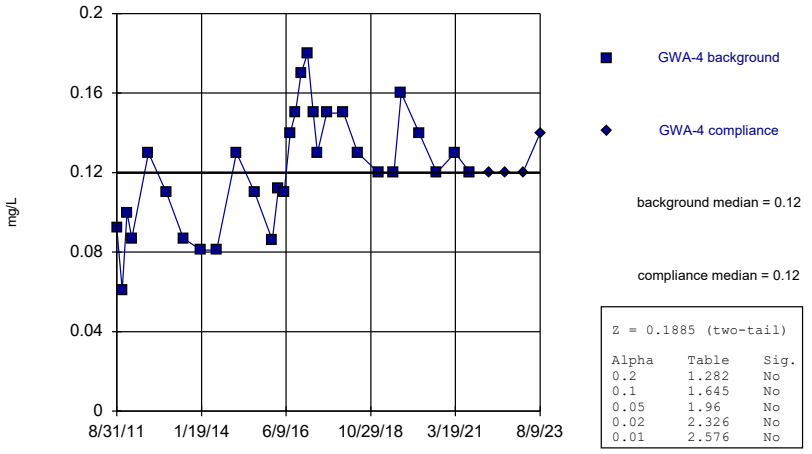

Z = 0.1885 (two-tail)

Alpha	Table	Sig.
0.2	1.282	No
0.1	1.645	No
0.05	1.96	No
0.02	2.326	No
0.01	2.576	No

Constituent: Barium Analysis Run 8/13/2024 10:10 AM View: Appendix I Mann-Whitney
Plant Wansley Client: Southern Company Data: Wansley Landfill

Sanitas™ v.10.0.20 Software licensed to Groundwater Stats Consulting. UG

Mann-Whitney (Wilcoxon Rank Sum)

GWC-10

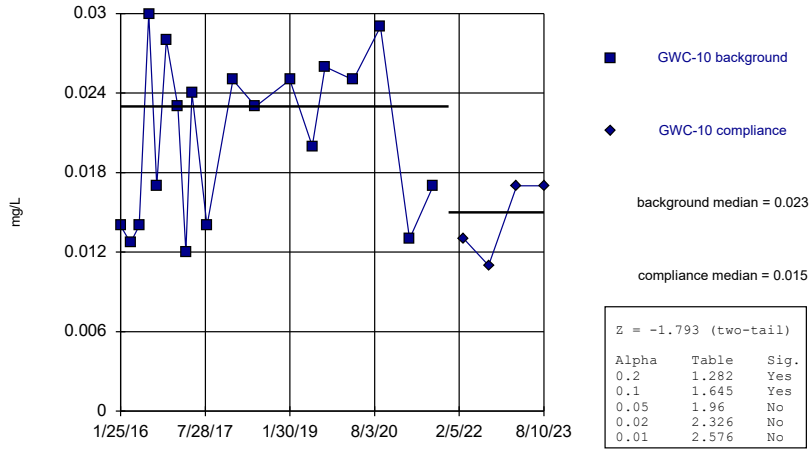

Z = -1.793 (two-tail)

Alpha	Table	Sig.
0.2	1.282	Yes
0.1	1.645	Yes
0.05	1.96	No
0.02	2.326	No
0.01	2.576	No

Constituent: Barium Analysis Run 8/13/2024 10:10 AM View: Appendix I Mann-Whitney
Plant Wansley Client: Southern Company Data: Wansley Landfill

Sanitas™ v.10.0.20 Software licensed to Groundwater Stats Consulting. UG

Mann-Whitney (Wilcoxon Rank Sum)

GWC-11

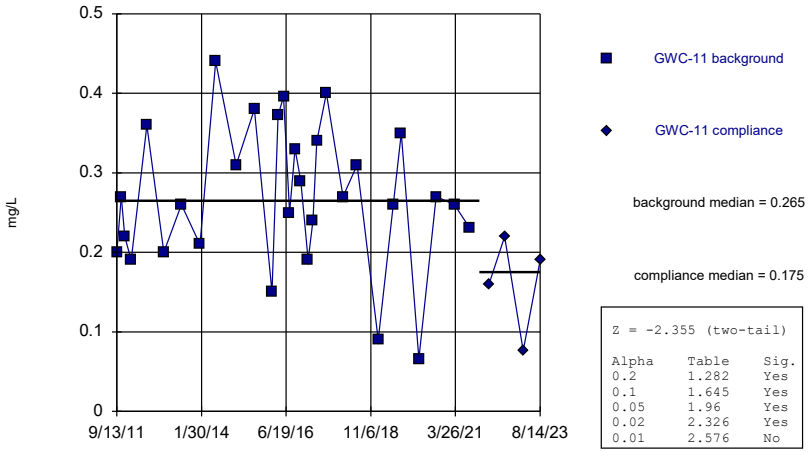

Z = -2.355 (two-tail)

Alpha	Table	Sig.
0.2	1.282	Yes
0.1	1.645	Yes
0.05	1.96	Yes
0.02	2.326	Yes
0.01	2.576	No

Constituent: Barium Analysis Run 8/13/2024 10:10 AM View: Appendix I Mann-Whitney
Plant Wansley Client: Southern Company Data: Wansley Landfill

Sanitas™ v.10.0.20 Software licensed to Groundwater Stats Consulting. UG

Mann-Whitney (Wilcoxon Rank Sum)

GWC-12

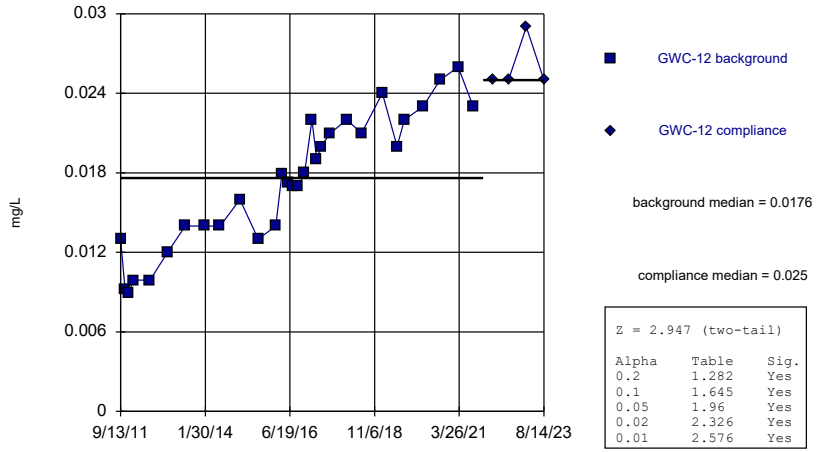

Z = 2.947 (two-tail)

Alpha	Table	Sig.
0.2	1.282	Yes
0.1	1.645	Yes
0.05	1.96	Yes
0.02	2.326	Yes
0.01	2.576	Yes

Constituent: Barium Analysis Run 8/13/2024 10:10 AM View: Appendix I Mann-Whitney
Plant Wansley Client: Southern Company Data: Wansley Landfill

Sanitas™ v.10.0.20 Software licensed to Groundwater Stats Consulting. UG

Mann-Whitney (Wilcoxon Rank Sum)

GWC-13

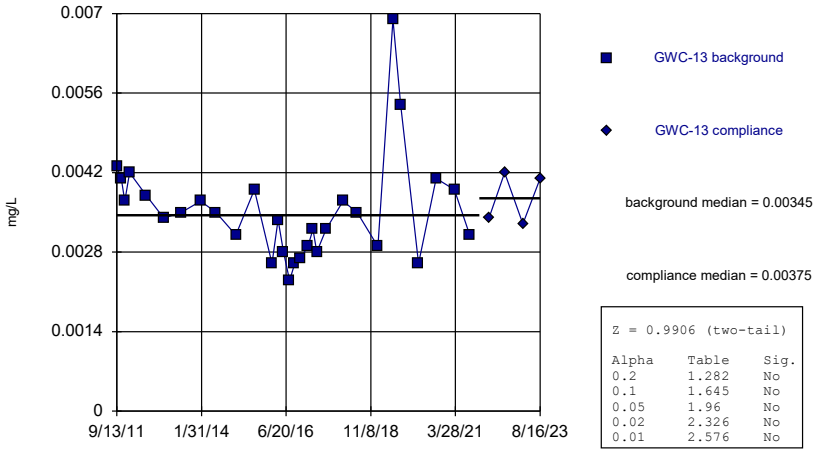

Z = 0.9906 (two-tail)

Alpha	Table	Sig.
0.2	1.282	No
0.1	1.645	No
0.05	1.96	No
0.02	2.326	No
0.01	2.576	No

Constituent: Barium Analysis Run 8/13/2024 10:10 AM View: Appendix I Mann-Whitney
Plant Wansley Client: Southern Company Data: Wansley Landfill

Sanitas™ v.10.0.20 Software licensed to Groundwater Stats Consulting. UG

Mann-Whitney (Wilcoxon Rank Sum)

GWC-14

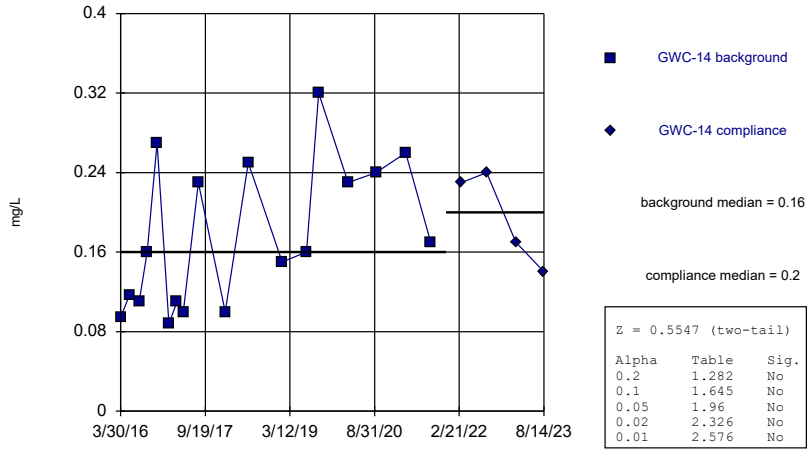

Z = 0.5547 (two-tail)

Alpha	Table	Sig.
0.2	1.282	No
0.1	1.645	No
0.05	1.96	No
0.02	2.326	No
0.01	2.576	No

Constituent: Barium Analysis Run 8/13/2024 10:10 AM View: Appendix I Mann-Whitney
Plant Wansley Client: Southern Company Data: Wansley Landfill

Sanitas™ v.10.0.20 Software licensed to Groundwater Stats Consulting. UG

Mann-Whitney (Wilcoxon Rank Sum)

GWC-15

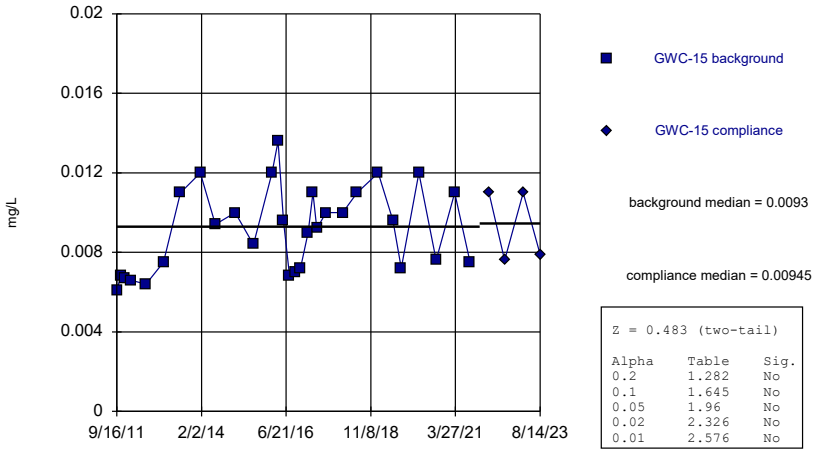

Z = 0.483 (two-tail)

Alpha	Table	Sig.
0.2	1.282	No
0.1	1.645	No
0.05	1.96	No
0.02	2.326	No
0.01	2.576	No

Constituent: Barium Analysis Run 8/13/2024 10:10 AM View: Appendix I Mann-Whitney
Plant Wansley Client: Southern Company Data: Wansley Landfill

Sanitas™ v.10.0.20 Software licensed to Groundwater Stats Consulting. UG

Mann-Whitney (Wilcoxon Rank Sum)

GWC-16

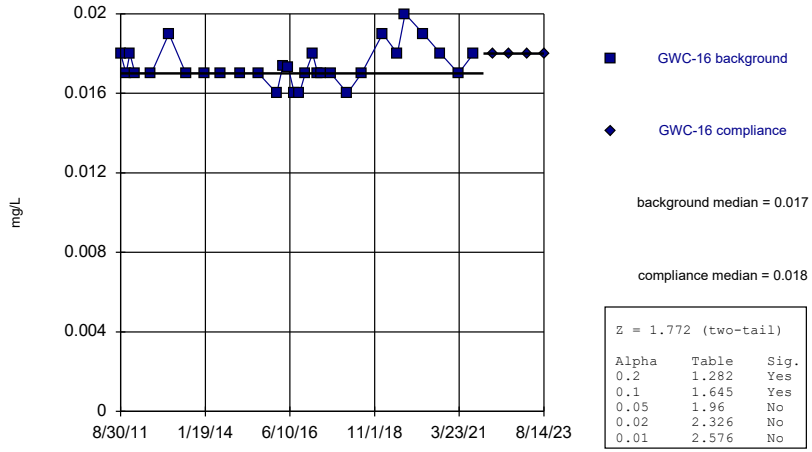

Z = 1.772 (two-tail)

Alpha	Table	Sig.
0.2	1.282	Yes
0.1	1.645	Yes
0.05	1.96	No
0.02	2.326	No
0.01	2.576	No

Constituent: Barium Analysis Run 8/13/2024 10:10 AM View: Appendix I Mann-Whitney
Plant Wansley Client: Southern Company Data: Wansley Landfill

Sanitas™ v.10.0.20 Software licensed to Groundwater Stats Consulting. UG

Mann-Whitney (Wilcoxon Rank Sum)

GWC-17

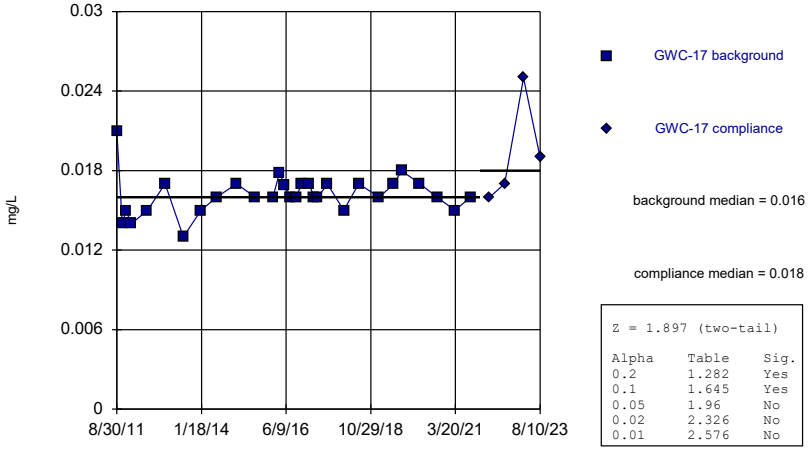

Z = 1.897 (two-tail)

Alpha	Table	Sig.
0.2	1.282	Yes
0.1	1.645	Yes
0.05	1.96	No
0.02	2.326	No
0.01	2.576	No

Constituent: Barium Analysis Run 8/13/2024 10:10 AM View: Appendix I Mann-Whitney
Plant Wansley Client: Southern Company Data: Wansley Landfill

Sanitas™ v.10.0.20 Software licensed to Groundwater Stats Consulting. UG

Mann-Whitney (Wilcoxon Rank Sum)

GWC-18

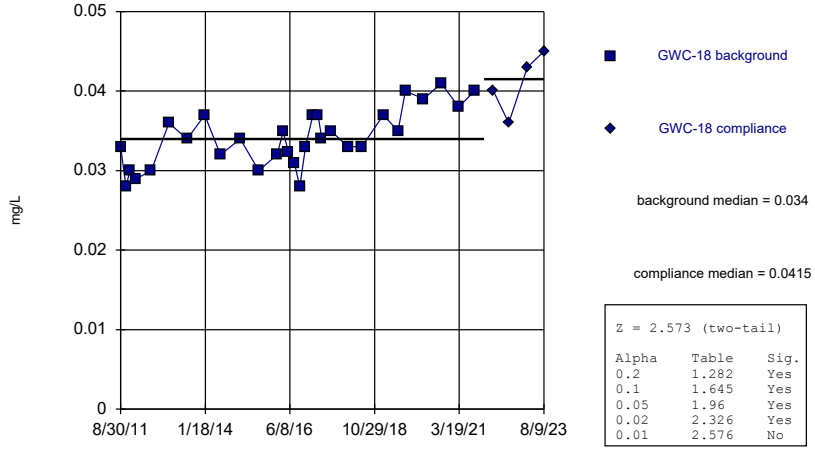

Z = 2.573 (two-tail)

Alpha	Table	Sig.
0.2	1.282	Yes
0.1	1.645	Yes
0.05	1.96	Yes
0.02	2.326	Yes
0.01	2.576	No

Constituent: Barium Analysis Run 8/13/2024 10:10 AM View: Appendix I Mann-Whitney
Plant Wansley Client: Southern Company Data: Wansley Landfill

Sanitas™ v.10.0.20 Software licensed to Groundwater Stats Consulting. UG
Hollow symbols indicate censored values.

Mann-Whitney (Wilcoxon Rank Sum)

GWC-19

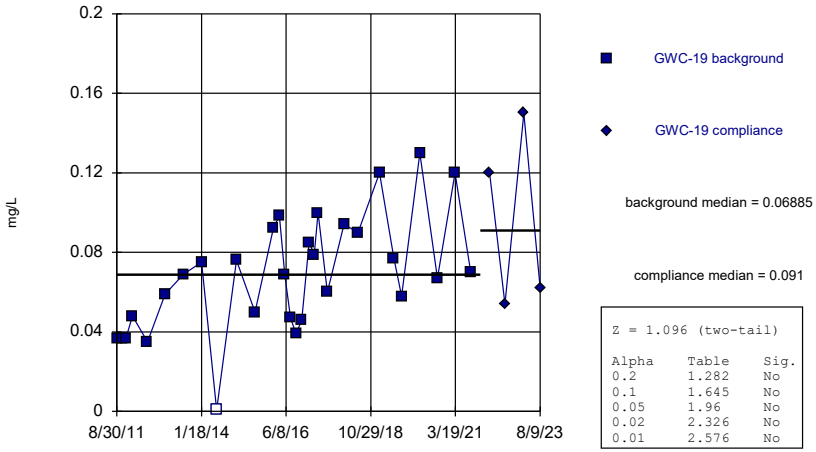

background median = 0.06885

compliance median = 0.091

Z = 1.096 (two-tail)

Alpha	Table	Sig.
0.2	1.282	No
0.1	1.645	No
0.05	1.96	No
0.02	2.326	No
0.01	2.576	No

Constituent: Barium Analysis Run 8/13/2024 10:10 AM View: Appendix I Mann-Whitney
Plant Wansley Client: Southern Company Data: Wansley Landfill

Sanitas™ v.10.0.20 Software licensed to Groundwater Stats Consulting. UG

Mann-Whitney (Wilcoxon Rank Sum)

GWC-20

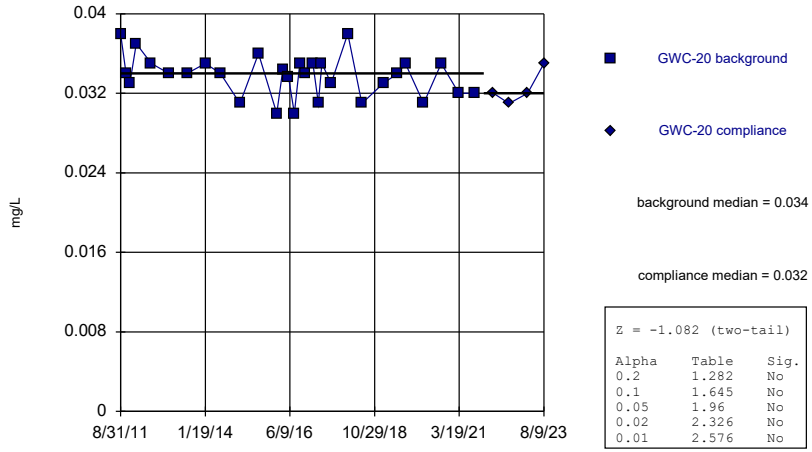

background median = 0.034

compliance median = 0.032

Z = -1.082 (two-tail)

Alpha	Table	Sig.
0.2	1.282	No
0.1	1.645	No
0.05	1.96	No
0.02	2.326	No
0.01	2.576	No

Constituent: Barium Analysis Run 8/13/2024 10:10 AM View: Appendix I Mann-Whitney
Plant Wansley Client: Southern Company Data: Wansley Landfill

Sanitas™ v.10.0.20 Software licensed to Groundwater Stats Consulting. UG

Mann-Whitney (Wilcoxon Rank Sum)

GWC-21

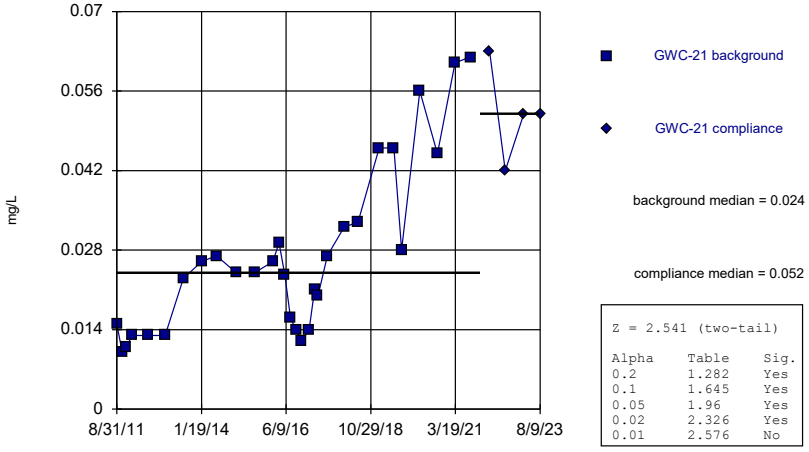

background median = 0.024

compliance median = 0.052

Z = 2.541 (two-tail)

Alpha	Table	Sig.
0.2	1.282	Yes
0.1	1.645	Yes
0.05	1.96	Yes
0.02	2.326	Yes
0.01	2.576	No

Constituent: Barium Analysis Run 8/13/2024 10:10 AM View: Appendix I Mann-Whitney
Plant Wansley Client: Southern Company Data: Wansley Landfill

Sanitas™ v.10.0.20 Software licensed to Groundwater Stats Consulting. UG

Mann-Whitney (Wilcoxon Rank Sum)

GWC-22

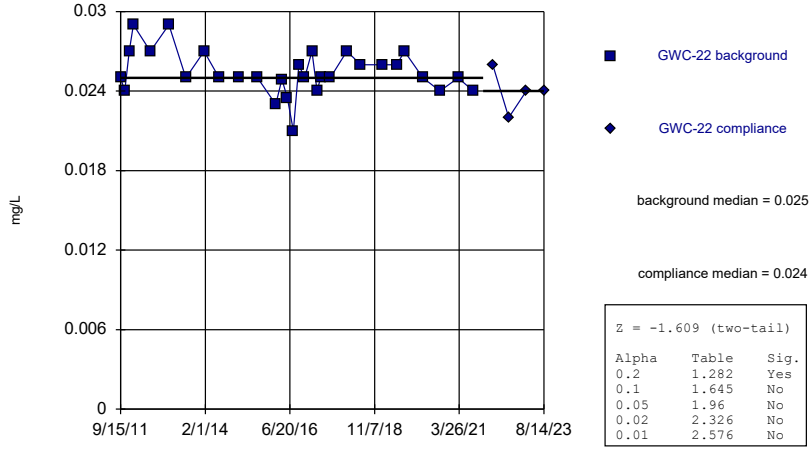

background median = 0.025

compliance median = 0.024

Z = -1.609 (two-tail)

Alpha	Table	Sig.
0.2	1.282	Yes
0.1	1.645	No
0.05	1.96	No
0.02	2.326	No
0.01	2.576	No

Constituent: Barium Analysis Run 8/13/2024 10:10 AM View: Appendix I Mann-Whitney
Plant Wansley Client: Southern Company Data: Wansley Landfill

Sanitas™ v.10.0.20 Software licensed to Groundwater Stats Consulting. UG

Mann-Whitney (Wilcoxon Rank Sum)

GWC-23

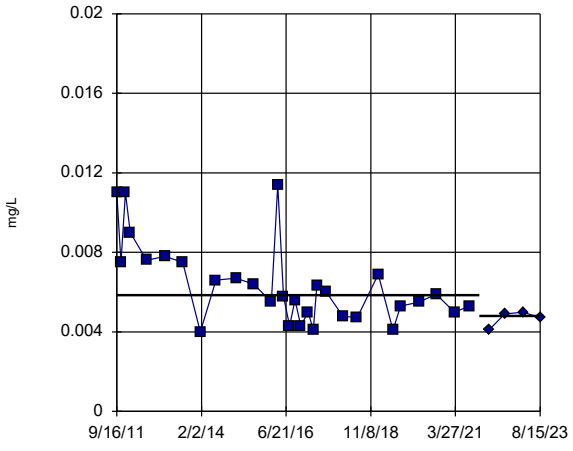

GWC-23 background

GWC-23 compliance

background median = 0.005845

compliance median = 0.0048

Z = -2.033 (two-tail)

Alpha	Table	Sig.
0.2	1.282	Yes
0.1	1.645	Yes
0.05	1.96	Yes
0.02	2.326	No
0.01	2.576	No

Constituent: Barium Analysis Run 8/13/2024 10:10 AM View: Appendix I Mann-Whitney
Plant Wansley Client: Southern Company Data: Wansley Landfill

Sanitas™ v.10.0.20 Software licensed to Groundwater Stats Consulting. UG

Mann-Whitney (Wilcoxon Rank Sum)

GWC-24

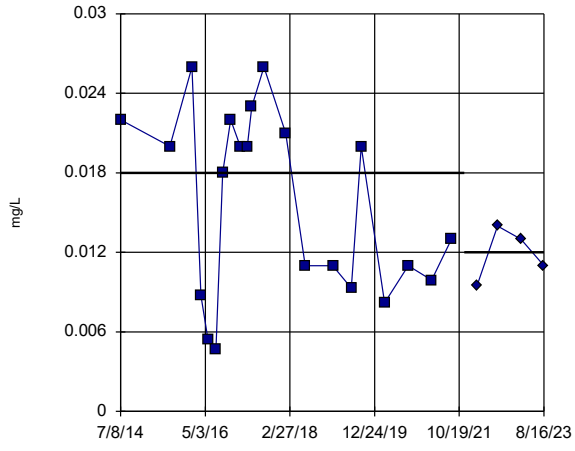

GWC-24 background

GWC-24 compliance

background median = 0.018

compliance median = 0.012

Z = -0.7818 (two-tail)

Alpha	Table	Sig.
0.2	1.282	No
0.1	1.645	No
0.05	1.96	No
0.02	2.326	No
0.01	2.576	No

Constituent: Barium Analysis Run 8/13/2024 10:10 AM View: Appendix I Mann-Whitney
Plant Wansley Client: Southern Company Data: Wansley Landfill

Sanitas™ v.10.0.20 Software licensed to Groundwater Stats Consulting. UG

Mann-Whitney (Wilcoxon Rank Sum)

GWC-25

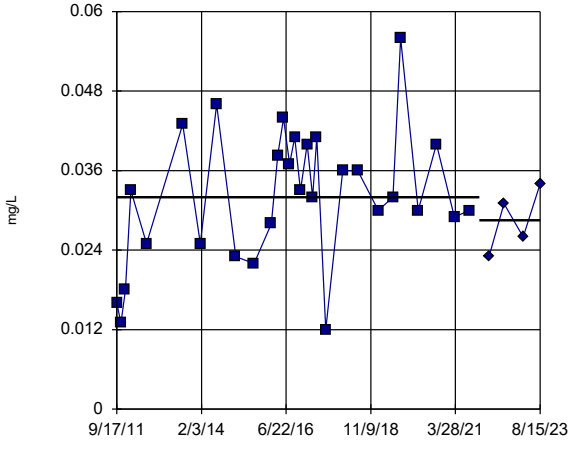

GWC-25 background

GWC-25 compliance

background median = 0.032

compliance median = 0.0285

Z = -0.8282 (two-tail)

Alpha	Table	Sig.
0.2	1.282	No
0.1	1.645	No
0.05	1.96	No
0.02	2.326	No
0.01	2.576	No

Constituent: Barium Analysis Run 8/13/2024 10:10 AM View: Appendix I Mann-Whitney
Plant Wansley Client: Southern Company Data: Wansley Landfill

Sanitas™ v.10.0.20 Software licensed to Groundwater Stats Consulting. UG

Mann-Whitney (Wilcoxon Rank Sum)

GWC-26

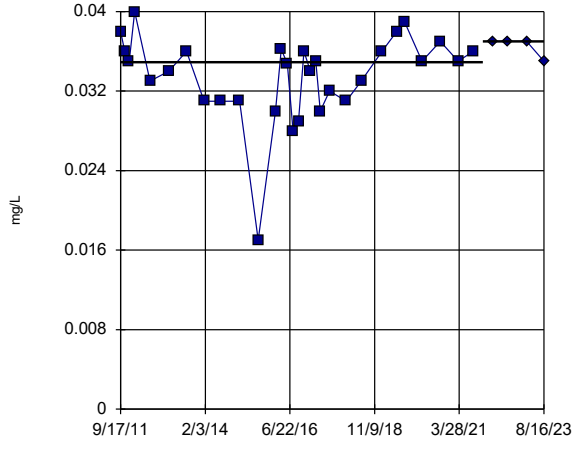

GWC-26 background

GWC-26 compliance

background median = 0.0349

compliance median = 0.037

Z = 1.773 (two-tail)

Alpha	Table	Sig.
0.2	1.282	Yes
0.1	1.645	Yes
0.05	1.96	No
0.02	2.326	No
0.01	2.576	No

Constituent: Barium Analysis Run 8/13/2024 10:10 AM View: Appendix I Mann-Whitney
Plant Wansley Client: Southern Company Data: Wansley Landfill

Sanitas™ v.10.0.20 Software licensed to Groundwater Stats Consulting. UG

Mann-Whitney (Wilcoxon Rank Sum)

GWC-27

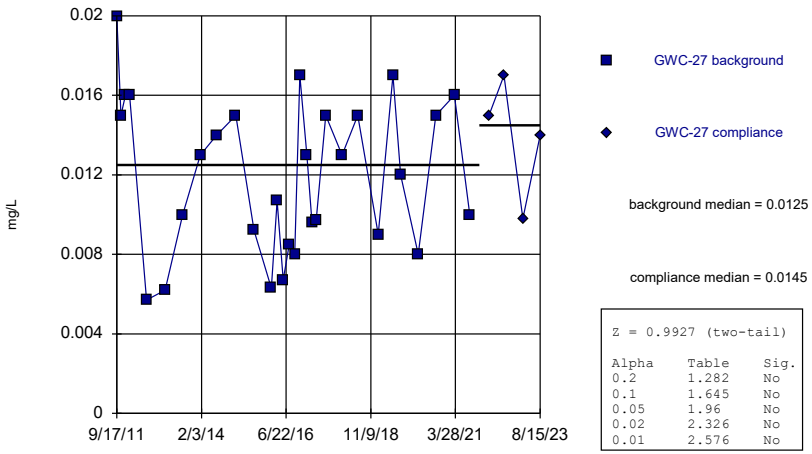

background median = 0.0125

compliance median = 0.0145

Z = 0.9927 (two-tail)

Alpha	Table	Sig.
0.2	1.282	No
0.1	1.645	No
0.05	1.96	No
0.02	2.326	No
0.01	2.576	No

Constituent: Barium Analysis Run 8/13/2024 10:10 AM View: Appendix I Mann-Whitney
Plant Wansley Client: Southern Company Data: Wansley Landfill

Sanitas™ v.10.0.20 Software licensed to Groundwater Stats Consulting. UG

Mann-Whitney (Wilcoxon Rank Sum)

GWC-30

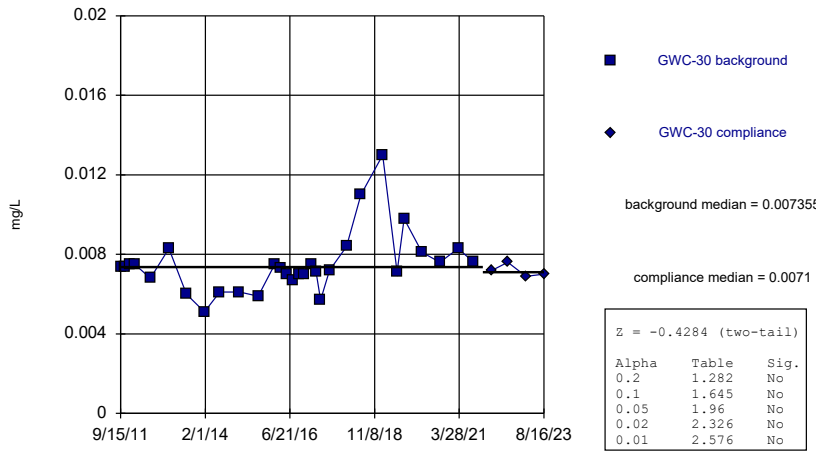

background median = 0.007355

compliance median = 0.0071

Z = -0.4284 (two-tail)

Alpha	Table	Sig.
0.2	1.282	No
0.1	1.645	No
0.05	1.96	No
0.02	2.326	No
0.01	2.576	No

Constituent: Barium Analysis Run 8/13/2024 10:10 AM View: Appendix I Mann-Whitney
Plant Wansley Client: Southern Company Data: Wansley Landfill

Sanitas™ v.10.0.20 Software licensed to Groundwater Stats Consulting. UG
Hollow symbols indicate censored values.

Mann-Whitney (Wilcoxon Rank Sum)

GWC-31

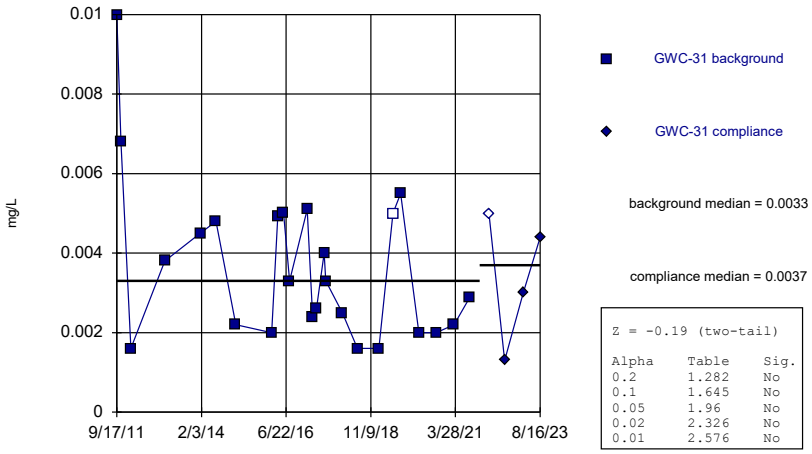

background median = 0.0033

compliance median = 0.0037

Z = -0.19 (two-tail)

Alpha	Table	Sig.
0.2	1.282	No
0.1	1.645	No
0.05	1.96	No
0.02	2.326	No
0.01	2.576	No

Constituent: Barium Analysis Run 8/13/2024 10:10 AM View: Appendix I Mann-Whitney
Plant Wansley Client: Southern Company Data: Wansley Landfill

Sanitas™ v.10.0.20 Software licensed to Groundwater Stats Consulting. UG
Hollow symbols indicate censored values.

Mann-Whitney (Wilcoxon Rank Sum)

GWC-32

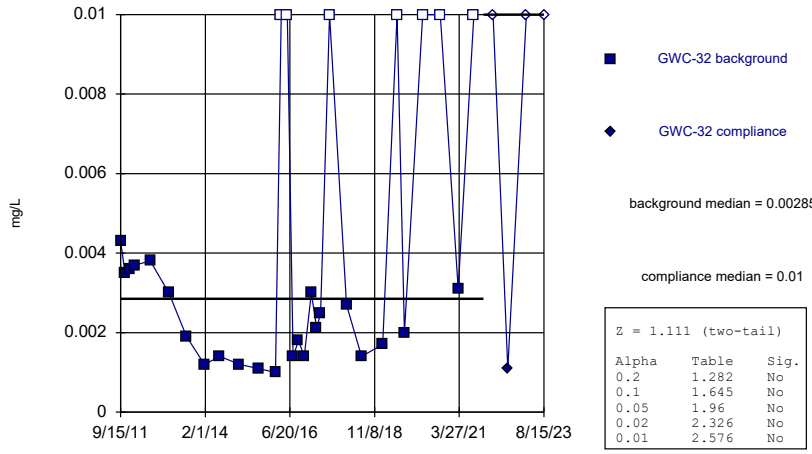

background median = 0.00285

compliance median = 0.01

Z = 1.111 (two-tail)

Alpha	Table	Sig.
0.2	1.282	No
0.1	1.645	No
0.05	1.96	No
0.02	2.326	No
0.01	2.576	No

Constituent: Barium Analysis Run 8/13/2024 10:10 AM View: Appendix I Mann-Whitney
Plant Wansley Client: Southern Company Data: Wansley Landfill

Sanitas™ v.10.0.20 Software licensed to Groundwater Stats Consulting. UG
Hollow symbols indicate censored values.

Mann-Whitney (Wilcoxon Rank Sum)

GWC-33

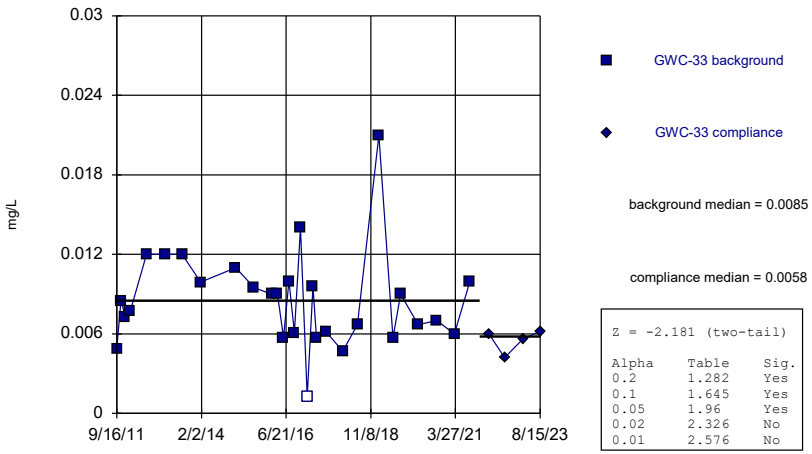

Z = -2.181 (two-tail)

Alpha	Table	Sig.
0.2	1.282	Yes
0.1	1.645	Yes
0.05	1.96	Yes
0.02	2.326	No
0.01	2.576	No

Constituent: Barium Analysis Run 8/13/2024 10:10 AM View: Appendix I Mann-Whitney
Plant Wansley Client: Southern Company Data: Wansley Landfill

Sanitas™ v.10.0.20 Software licensed to Groundwater Stats Consulting. UG

Mann-Whitney (Wilcoxon Rank Sum)

GWC-34

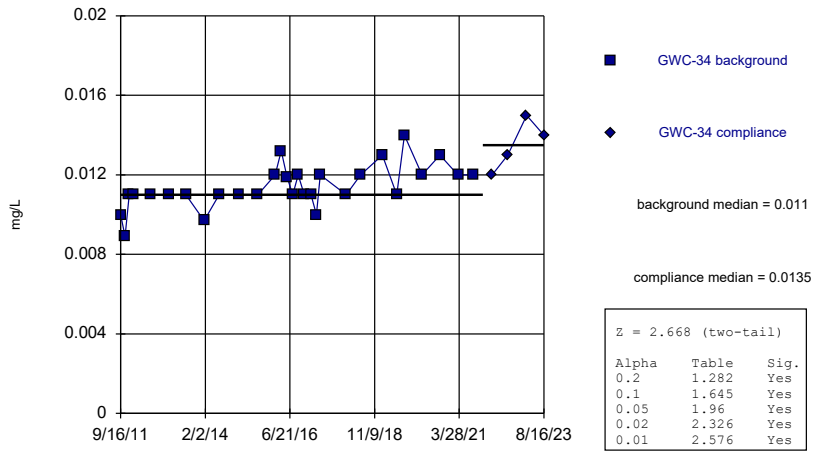

Z = 2.668 (two-tail)

Alpha	Table	Sig.
0.2	1.282	Yes
0.1	1.645	Yes
0.05	1.96	Yes
0.02	2.326	Yes
0.01	2.576	Yes

Constituent: Barium Analysis Run 8/13/2024 10:10 AM View: Appendix I Mann-Whitney
Plant Wansley Client: Southern Company Data: Wansley Landfill

Sanitas™ v.10.0.20 Software licensed to Groundwater Stats Consulting. UG

Mann-Whitney (Wilcoxon Rank Sum)

GWC-35

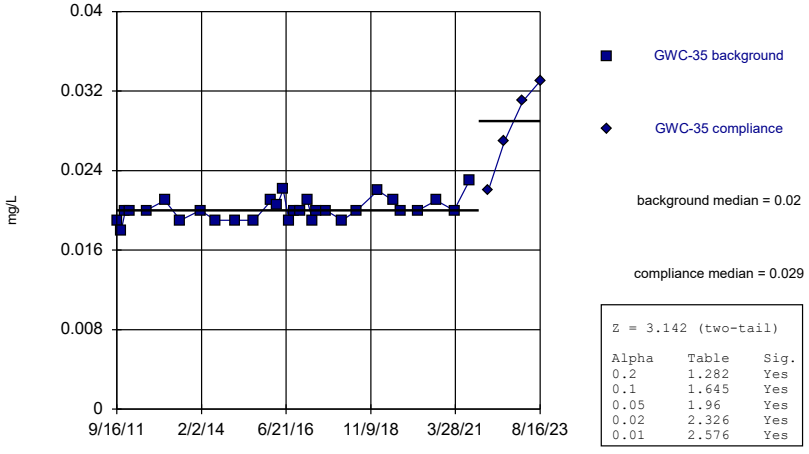

Z = 3.142 (two-tail)

Alpha	Table	Sig.
0.2	1.282	Yes
0.1	1.645	Yes
0.05	1.96	Yes
0.02	2.326	Yes
0.01	2.576	Yes

Constituent: Barium Analysis Run 8/13/2024 10:10 AM View: Appendix I Mann-Whitney
Plant Wansley Client: Southern Company Data: Wansley Landfill

Sanitas™ v.10.0.20 Software licensed to Groundwater Stats Consulting. UG

Mann-Whitney (Wilcoxon Rank Sum)

GWC-5

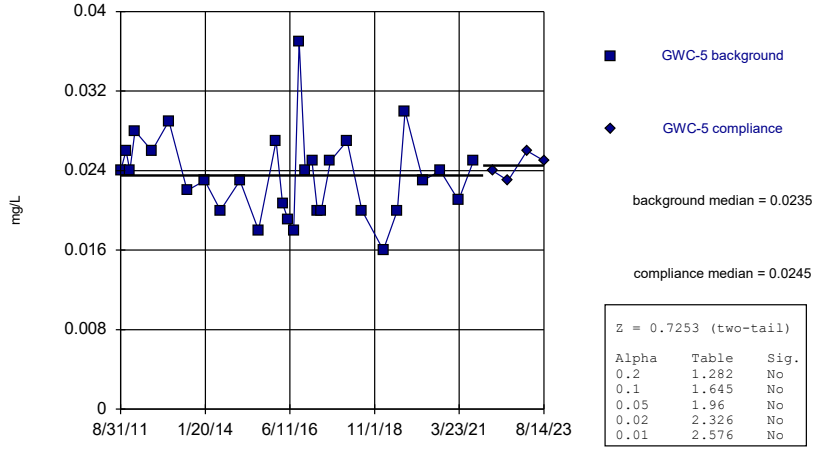

Z = 0.7253 (two-tail)

Alpha	Table	Sig.
0.2	1.282	No
0.1	1.645	No
0.05	1.96	No
0.02	2.326	No
0.01	2.576	No

Constituent: Barium Analysis Run 8/13/2024 10:10 AM View: Appendix I Mann-Whitney
Plant Wansley Client: Southern Company Data: Wansley Landfill

Sanitas™ v.10.0.20 Software licensed to Groundwater Stats Consulting. UG

Mann-Whitney (Wilcoxon Rank Sum)

GWC-6

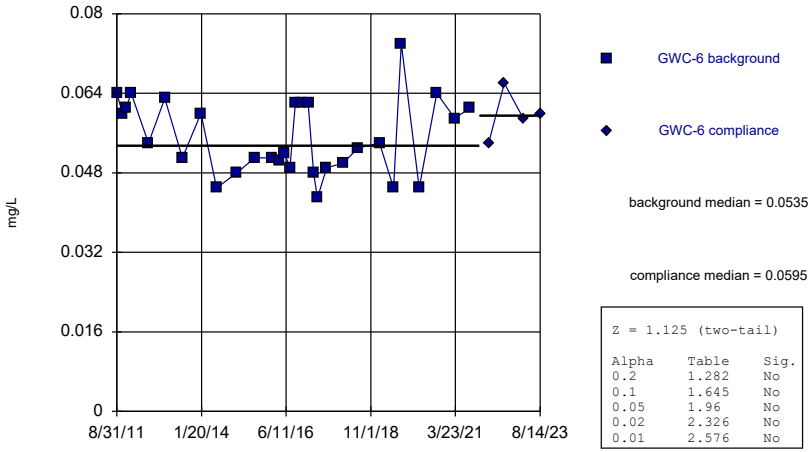

Constituent: Barium Analysis Run 8/13/2024 10:10 AM View: Appendix I Mann-Whitney
Plant Wansley Client: Southern Company Data: Wansley Landfill

Sanitas™ v.10.0.20 Software licensed to Groundwater Stats Consulting. UG

Mann-Whitney (Wilcoxon Rank Sum)

GWC-7

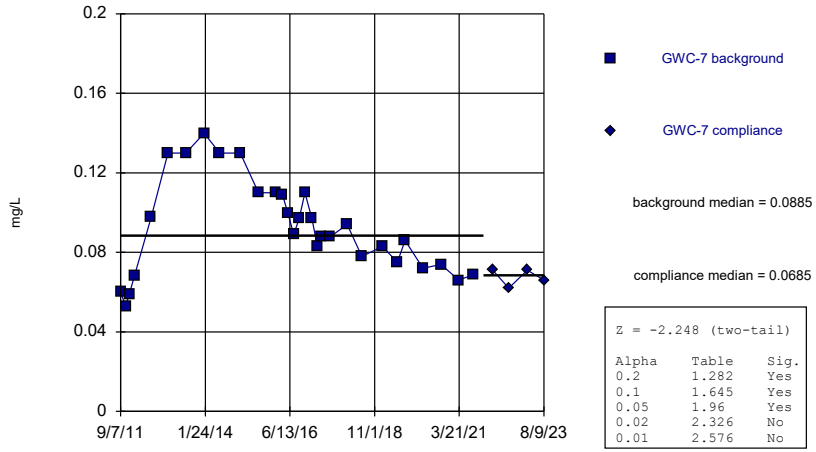

Constituent: Barium Analysis Run 8/13/2024 10:10 AM View: Appendix I Mann-Whitney
Plant Wansley Client: Southern Company Data: Wansley Landfill

Sanitas™ v.10.0.20 Software licensed to Groundwater Stats Consulting. UG

Mann-Whitney (Wilcoxon Rank Sum)

GWC-8

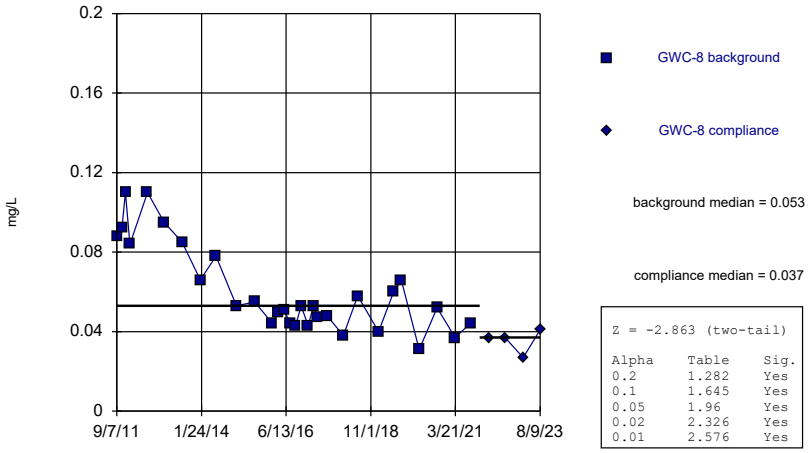

Constituent: Barium Analysis Run 8/13/2024 10:11 AM View: Appendix I Mann-Whitney
Plant Wansley Client: Southern Company Data: Wansley Landfill

Sanitas™ v.10.0.20 Software licensed to Groundwater Stats Consulting. UG

Mann-Whitney (Wilcoxon Rank Sum)

GWC-9

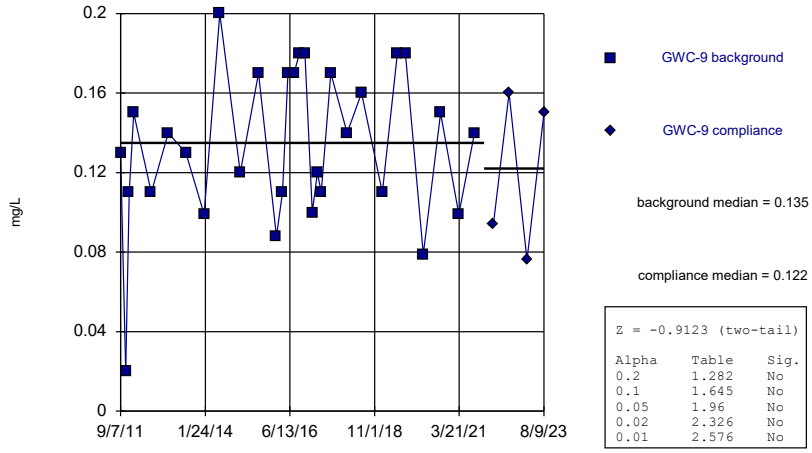

Constituent: Barium Analysis Run 8/13/2024 10:11 AM View: Appendix I Mann-Whitney
Plant Wansley Client: Southern Company Data: Wansley Landfill

Sanitas™ v.10.0.20 Software licensed to Groundwater Stats Consulting. UG
Hollow symbols indicate censored values.

Mann-Whitney (Wilcoxon Rank Sum)

GWA-1 (bg)

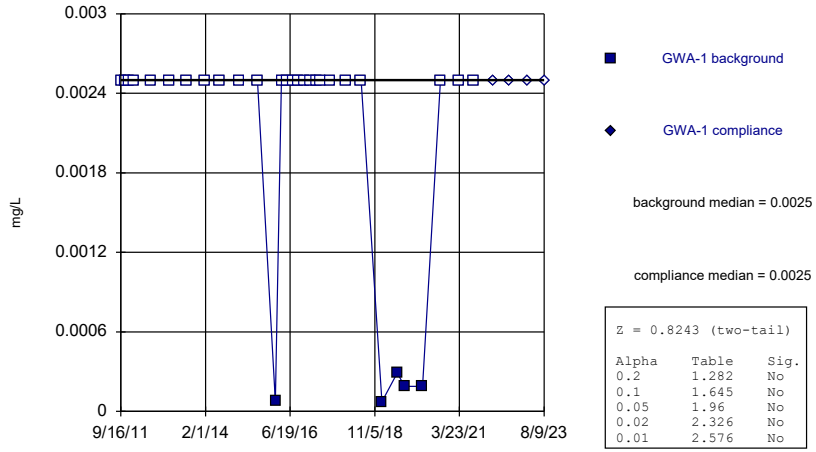

Z = 0.8243 (two-tail)

Alpha	Table	Sig.
0.2	1.282	No
0.1	1.645	No
0.05	1.96	No
0.02	2.326	No
0.01	2.576	No

Constituent: Beryllium Analysis Run 8/13/2024 10:11 AM View: Appendix I Mann-Whitney
Plant Wansley Client: Southern Company Data: Wansley Landfill

Sanitas™ v.10.0.20 Software licensed to Groundwater Stats Consulting. UG
Hollow symbols indicate censored values.

Mann-Whitney (Wilcoxon Rank Sum)

GWA-2 (bg)

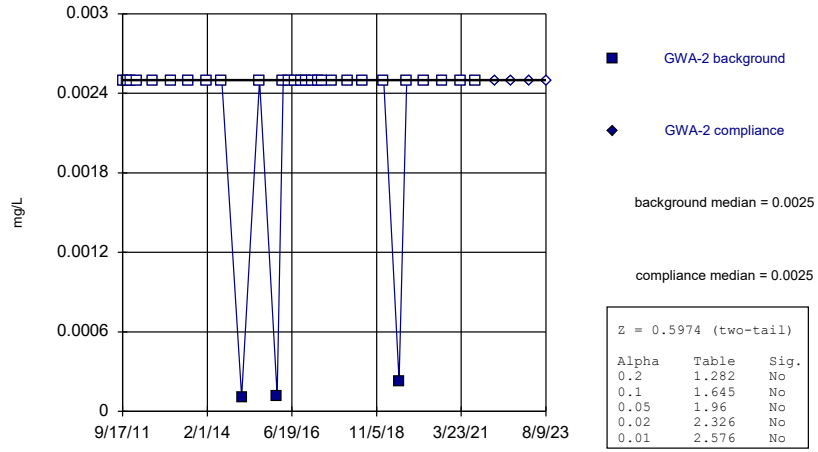

Z = 0.5974 (two-tail)

Alpha	Table	Sig.
0.2	1.282	No
0.1	1.645	No
0.05	1.96	No
0.02	2.326	No
0.01	2.576	No

Constituent: Beryllium Analysis Run 8/13/2024 10:11 AM View: Appendix I Mann-Whitney
Plant Wansley Client: Southern Company Data: Wansley Landfill

Sanitas™ v.10.0.20 Software licensed to Groundwater Stats Consulting. UG
Hollow symbols indicate censored values.

Mann-Whitney (Wilcoxon Rank Sum)

GWA-28 (bg)

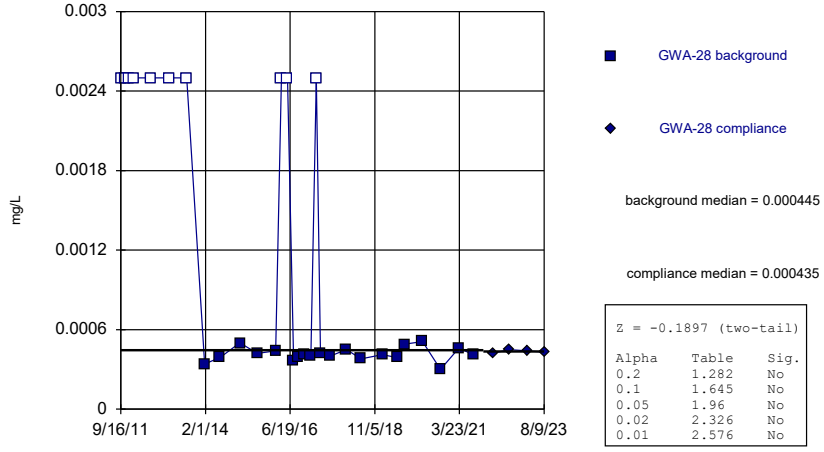

Z = -0.1897 (two-tail)

Alpha	Table	Sig.
0.2	1.282	No
0.1	1.645	No
0.05	1.96	No
0.02	2.326	No
0.01	2.576	No

Constituent: Beryllium Analysis Run 8/13/2024 10:11 AM View: Appendix I Mann-Whitney
Plant Wansley Client: Southern Company Data: Wansley Landfill

Sanitas™ v.10.0.20 Software licensed to Groundwater Stats Consulting. UG
Hollow symbols indicate censored values.

Mann-Whitney (Wilcoxon Rank Sum)

GWA-29 (bg)

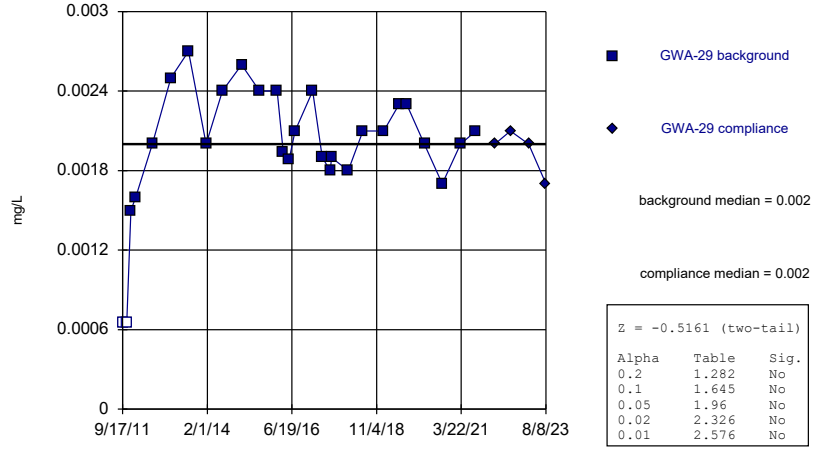

Z = -0.5161 (two-tail)

Alpha	Table	Sig.
0.2	1.282	No
0.1	1.645	No
0.05	1.96	No
0.02	2.326	No
0.01	2.576	No

Constituent: Beryllium Analysis Run 8/13/2024 10:11 AM View: Appendix I Mann-Whitney
Plant Wansley Client: Southern Company Data: Wansley Landfill

Sanitas™ v.10.0.20 Software licensed to Groundwater Stats Consulting. UG
Hollow symbols indicate censored values.

Mann-Whitney (Wilcoxon Rank Sum)

GWA-3 (bg)

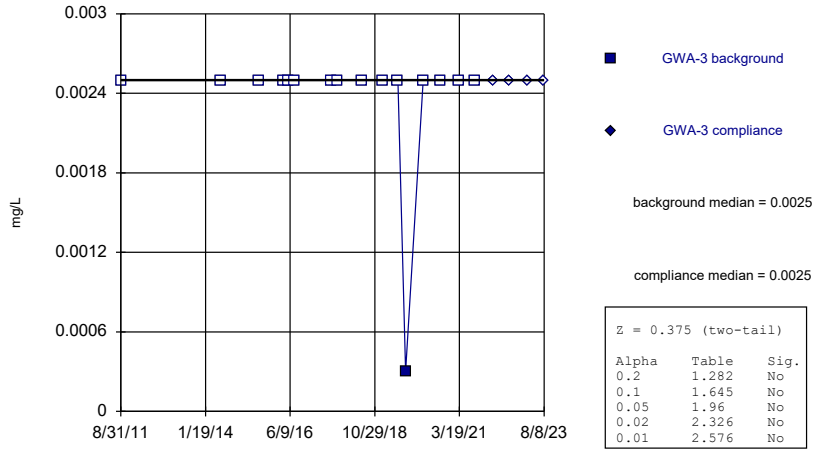

Z = 0.375 (two-tail)

Alpha	Table	Sig.
0.2	1.282	No
0.1	1.645	No
0.05	1.96	No
0.02	2.326	No
0.01	2.576	No

Constituent: Beryllium Analysis Run 8/13/2024 10:11 AM View: Appendix I Mann-Whitney
Plant Wansley Client: Southern Company Data: Wansley Landfill

Sanitas™ v.10.0.20 Software licensed to Groundwater Stats Consulting. UG
Hollow symbols indicate censored values.

Mann-Whitney (Wilcoxon Rank Sum)

GWC-11

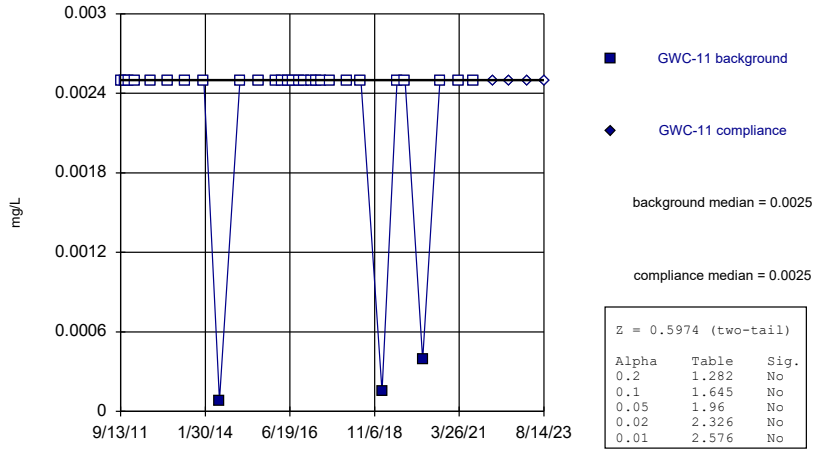

Z = 0.5974 (two-tail)

Alpha	Table	Sig.
0.2	1.282	No
0.1	1.645	No
0.05	1.96	No
0.02	2.326	No
0.01	2.576	No

Constituent: Beryllium Analysis Run 8/13/2024 10:11 AM View: Appendix I Mann-Whitney
Plant Wansley Client: Southern Company Data: Wansley Landfill

Sanitas™ v.10.0.20 Software licensed to Groundwater Stats Consulting. UG
Hollow symbols indicate censored values.

Mann-Whitney (Wilcoxon Rank Sum)

GWC-12

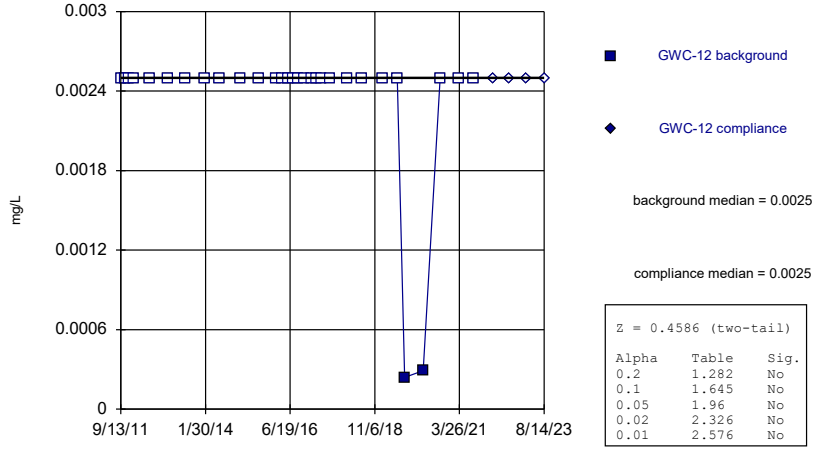

Z = 0.4586 (two-tail)

Alpha	Table	Sig.
0.2	1.282	No
0.1	1.645	No
0.05	1.96	No
0.02	2.326	No
0.01	2.576	No

Constituent: Beryllium Analysis Run 8/13/2024 10:11 AM View: Appendix I Mann-Whitney
Plant Wansley Client: Southern Company Data: Wansley Landfill

Sanitas™ v.10.0.20 Software licensed to Groundwater Stats Consulting. UG
Hollow symbols indicate censored values.

Mann-Whitney (Wilcoxon Rank Sum)

GWC-14

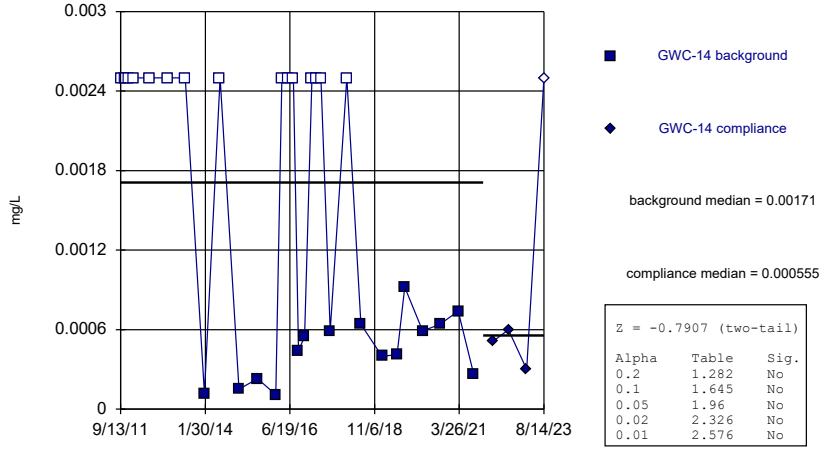

Z = -0.7907 (two-tail)

Alpha	Table	Sig.
0.2	1.282	No
0.1	1.645	No
0.05	1.96	No
0.02	2.326	No
0.01	2.576	No

Constituent: Beryllium Analysis Run 8/13/2024 10:11 AM View: Appendix I Mann-Whitney
Plant Wansley Client: Southern Company Data: Wansley Landfill

Sanitas™ v.10.0.20 Software licensed to Groundwater Stats Consulting. UG
Hollow symbols indicate censored values.

Mann-Whitney (Wilcoxon Rank Sum)

GWC-15

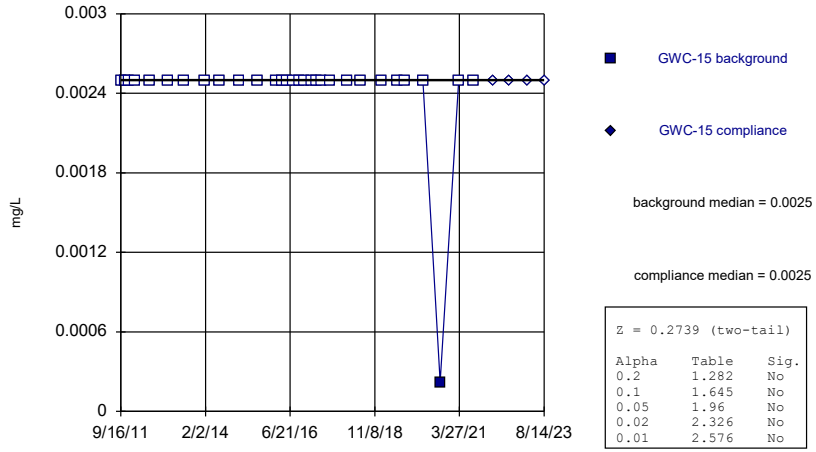

Z = 0.2739 (two-tail)

Alpha	Table	Sig.
0.2	1.282	No
0.1	1.645	No
0.05	1.96	No
0.02	2.326	No
0.01	2.576	No

Constituent: Beryllium Analysis Run 8/13/2024 10:11 AM View: Appendix I Mann-Whitney
Plant Wansley Client: Southern Company Data: Wansley Landfill

Sanitas™ v.10.0.20 Software licensed to Groundwater Stats Consulting. UG
Hollow symbols indicate censored values.

Mann-Whitney (Wilcoxon Rank Sum)

GWC-16

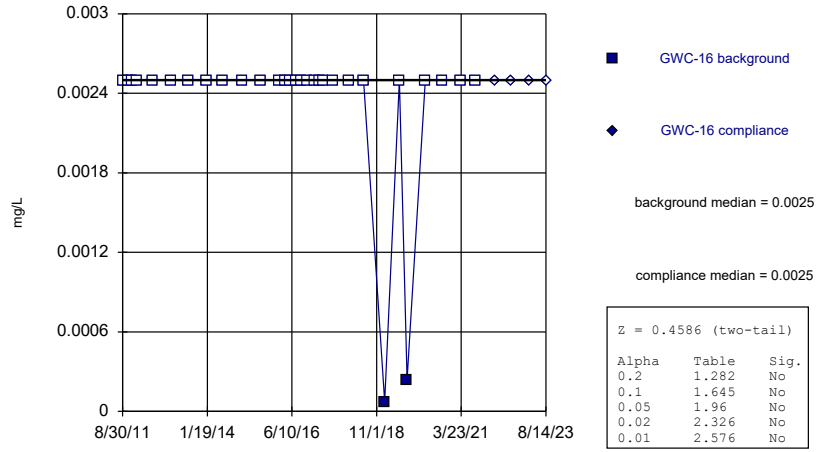

Z = 0.4586 (two-tail)

Alpha	Table	Sig.
0.2	1.282	No
0.1	1.645	No
0.05	1.96	No
0.02	2.326	No
0.01	2.576	No

Constituent: Beryllium Analysis Run 8/13/2024 10:11 AM View: Appendix I Mann-Whitney
Plant Wansley Client: Southern Company Data: Wansley Landfill

Sanitas™ v.10.0.20 Software licensed to Groundwater Stats Consulting. UG
Hollow symbols indicate censored values.

Mann-Whitney (Wilcoxon Rank Sum)

GWC-17

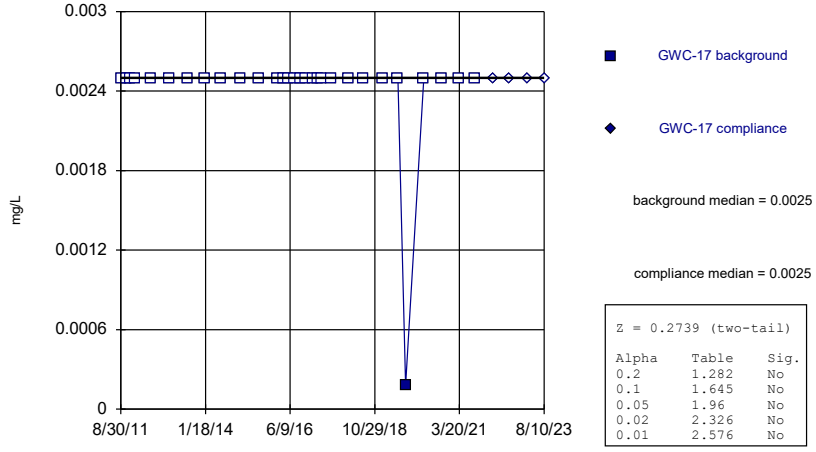

Z = 0.2739 (two-tail)

Alpha	Table	Sig.
0.2	1.282	No
0.1	1.645	No
0.05	1.96	No
0.02	2.326	No
0.01	2.576	No

Constituent: Beryllium Analysis Run 8/13/2024 10:11 AM View: Appendix I Mann-Whitney
Plant Wansley Client: Southern Company Data: Wansley Landfill

Sanitas™ v.10.0.20 Software licensed to Groundwater Stats Consulting. UG
Hollow symbols indicate censored values.

Mann-Whitney (Wilcoxon Rank Sum)

GWC-18

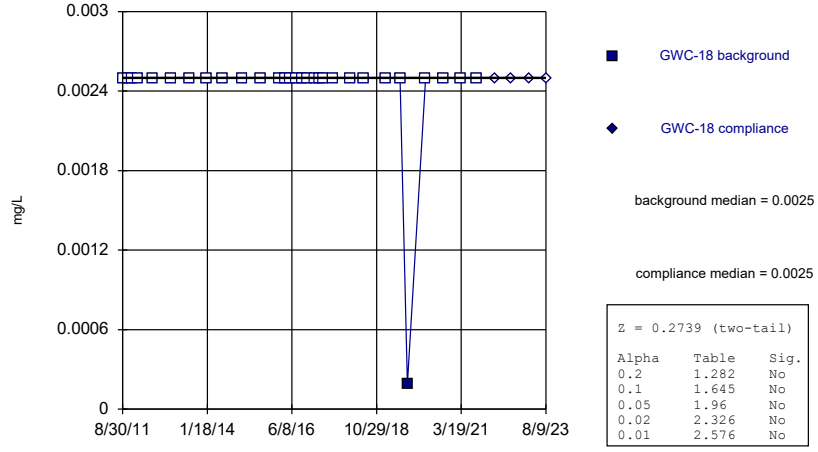

Z = 0.2739 (two-tail)

Alpha	Table	Sig.
0.2	1.282	No
0.1	1.645	No
0.05	1.96	No
0.02	2.326	No
0.01	2.576	No

Constituent: Beryllium Analysis Run 8/13/2024 10:11 AM View: Appendix I Mann-Whitney
Plant Wansley Client: Southern Company Data: Wansley Landfill

Sanitas™ v.10.0.20 Software licensed to Groundwater Stats Consulting. UG
Hollow symbols indicate censored values.

Mann-Whitney (Wilcoxon Rank Sum)

GWC-19

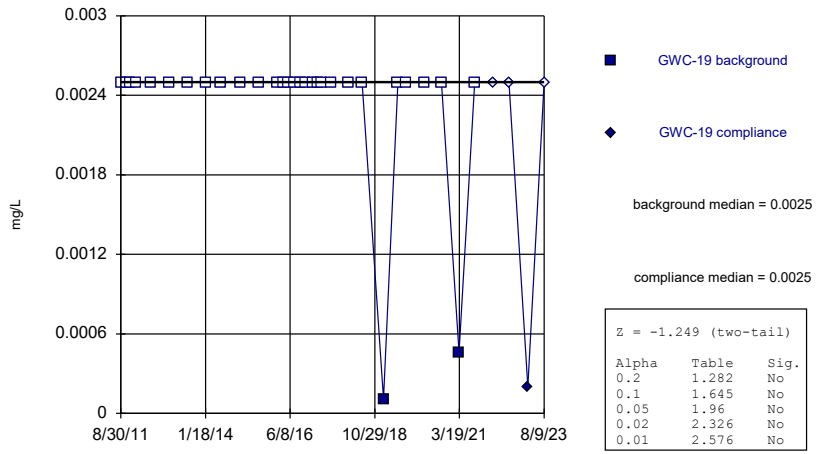

Z = -1.249 (two-tail)

Alpha	Table	Sig.
0.2	1.282	No
0.1	1.645	No
0.05	1.96	No
0.02	2.326	No
0.01	2.576	No

Constituent: Beryllium Analysis Run 8/13/2024 10:11 AM View: Appendix I Mann-Whitney
Plant Wansley Client: Southern Company Data: Wansley Landfill

Sanitas™ v.10.0.20 Software licensed to Groundwater Stats Consulting. UG
Hollow symbols indicate censored values.

Mann-Whitney (Wilcoxon Rank Sum)

GWC-20

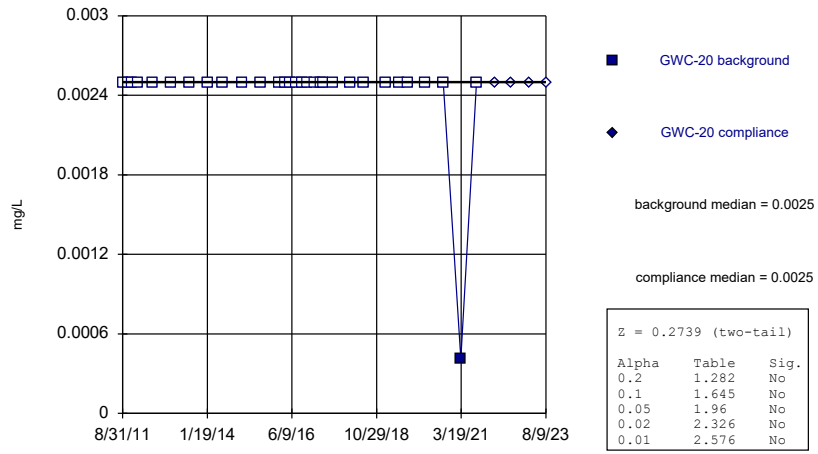

Z = 0.2739 (two-tail)

Alpha	Table	Sig.
0.2	1.282	No
0.1	1.645	No
0.05	1.96	No
0.02	2.326	No
0.01	2.576	No

Constituent: Beryllium Analysis Run 8/13/2024 10:11 AM View: Appendix I Mann-Whitney
Plant Wansley Client: Southern Company Data: Wansley Landfill

Sanitas™ v.10.0.20 Software licensed to Groundwater Stats Consulting. UG
Hollow symbols indicate censored values.

Mann-Whitney (Wilcoxon Rank Sum)

GWC-21

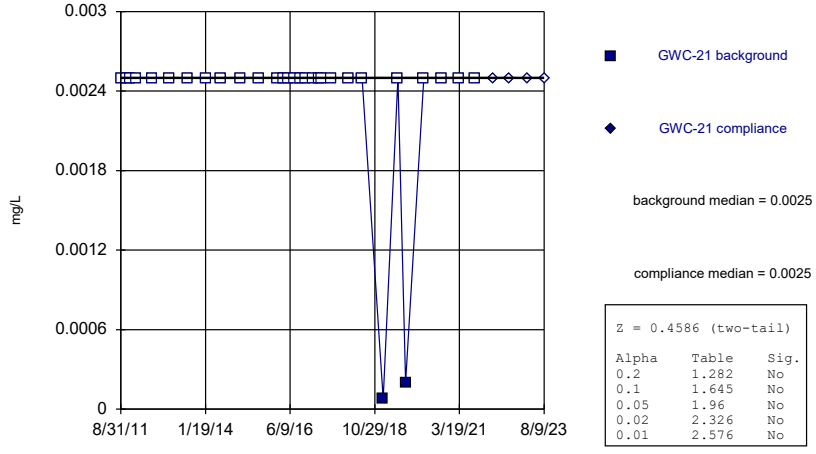

Z = 0.4586 (two-tail)

Alpha	Table	Sig.
0.2	1.282	No
0.1	1.645	No
0.05	1.96	No
0.02	2.326	No
0.01	2.576	No

Constituent: Beryllium Analysis Run 8/13/2024 10:11 AM View: Appendix I Mann-Whitney
Plant Wansley Client: Southern Company Data: Wansley Landfill

Sanitas™ v.10.0.20 Software licensed to Groundwater Stats Consulting. UG
Hollow symbols indicate censored values.

Mann-Whitney (Wilcoxon Rank Sum)

GWC-22

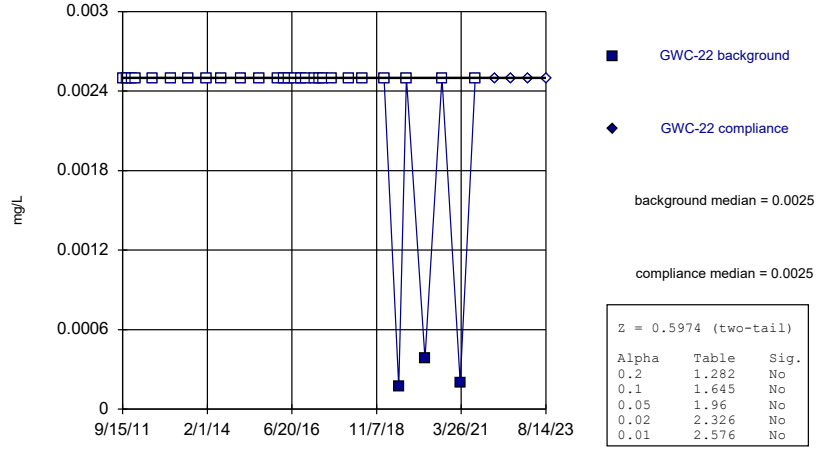

Z = 0.5974 (two-tail)

Alpha	Table	Sig.
0.2	1.282	No
0.1	1.645	No
0.05	1.96	No
0.02	2.326	No
0.01	2.576	No

Constituent: Beryllium Analysis Run 8/13/2024 10:11 AM View: Appendix I Mann-Whitney
Plant Wansley Client: Southern Company Data: Wansley Landfill

Sanitas™ v.10.0.20 Software licensed to Groundwater Stats Consulting. UG
Hollow symbols indicate censored values.

Mann-Whitney (Wilcoxon Rank Sum)

GWC-23

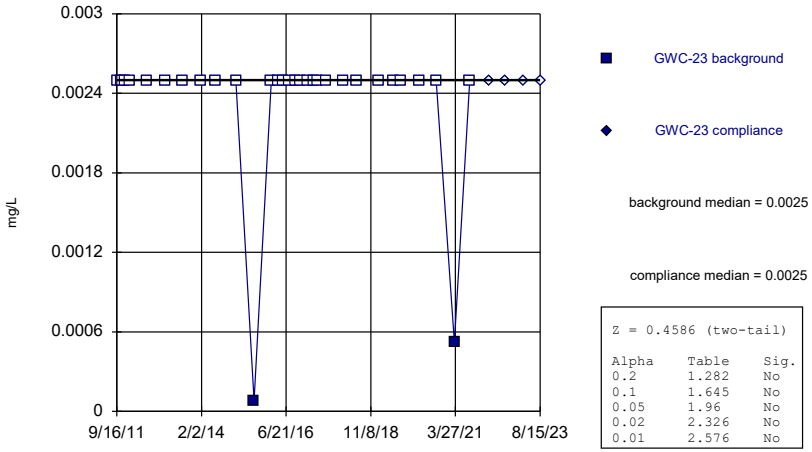

Z = 0.4586 (two-tail)

Alpha	Table	Sig.
0.2	1.282	No
0.1	1.645	No
0.05	1.96	No
0.02	2.326	No
0.01	2.576	No

Constituent: Beryllium Analysis Run 8/13/2024 10:11 AM View: Appendix I Mann-Whitney
Plant Wansley Client: Southern Company Data: Wansley Landfill

Sanitas™ v.10.0.20 Software licensed to Groundwater Stats Consulting. UG
Hollow symbols indicate censored values.

Mann-Whitney (Wilcoxon Rank Sum)

GWC-24

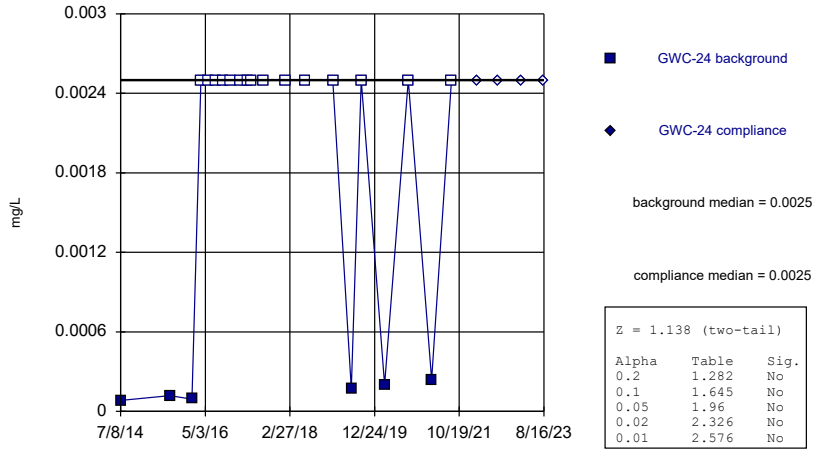

Z = 1.138 (two-tail)

Alpha	Table	Sig.
0.2	1.282	No
0.1	1.645	No
0.05	1.96	No
0.02	2.326	No
0.01	2.576	No

Constituent: Beryllium Analysis Run 8/13/2024 10:11 AM View: Appendix I Mann-Whitney
Plant Wansley Client: Southern Company Data: Wansley Landfill

Sanitas™ v.10.0.20 Software licensed to Groundwater Stats Consulting. UG
Hollow symbols indicate censored values.

Mann-Whitney (Wilcoxon Rank Sum)

GWC-25

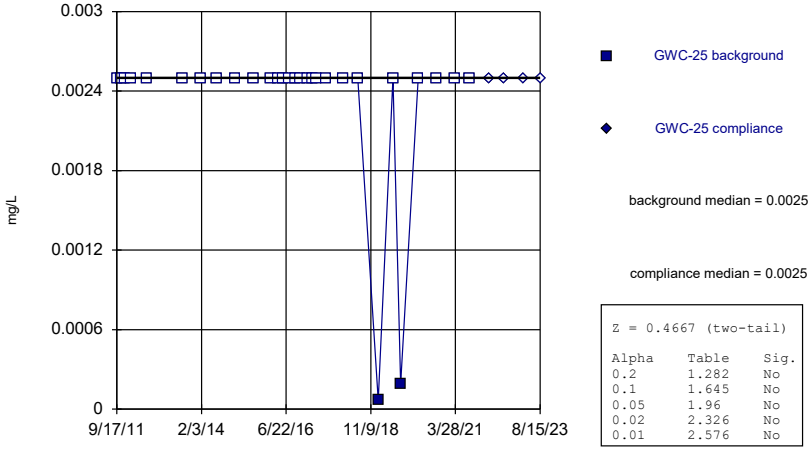

Z = 0.4667 (two-tail)

Alpha	Table	Sig.
0.2	1.282	No
0.1	1.645	No
0.05	1.96	No
0.02	2.326	No
0.01	2.576	No

Constituent: Beryllium Analysis Run 8/13/2024 10:11 AM View: Appendix I Mann-Whitney
Plant Wansley Client: Southern Company Data: Wansley Landfill

Sanitas™ v.10.0.20 Software licensed to Groundwater Stats Consulting. UG
Hollow symbols indicate censored values.

Mann-Whitney (Wilcoxon Rank Sum)

GWC-26

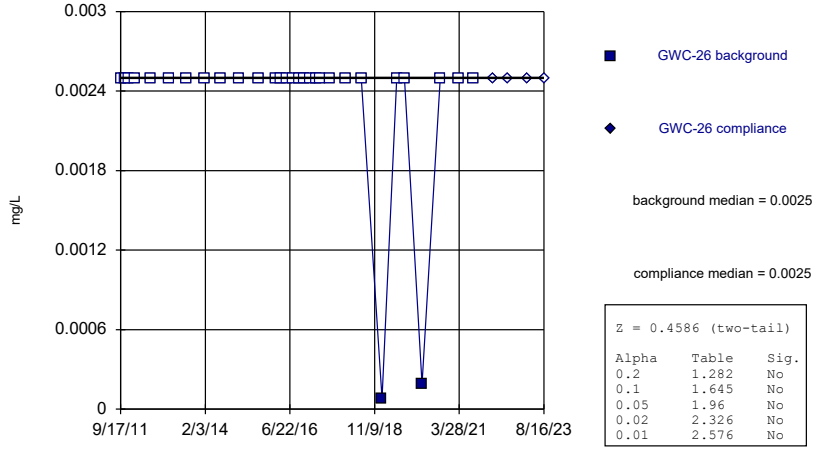

Z = 0.4586 (two-tail)

Alpha	Table	Sig.
0.2	1.282	No
0.1	1.645	No
0.05	1.96	No
0.02	2.326	No
0.01	2.576	No

Constituent: Beryllium Analysis Run 8/13/2024 10:11 AM View: Appendix I Mann-Whitney
Plant Wansley Client: Southern Company Data: Wansley Landfill

Sanitas™ v.10.0.20 Software licensed to Groundwater Stats Consulting. UG
Hollow symbols indicate censored values.

Mann-Whitney (Wilcoxon Rank Sum)

GWC-27

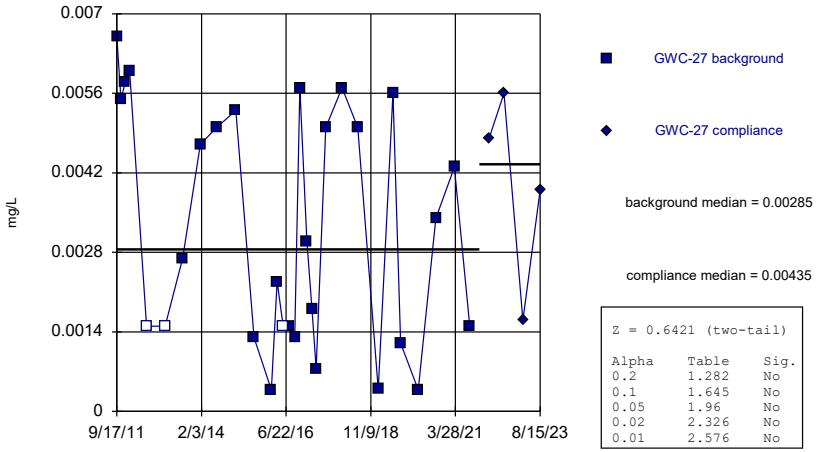

background median = 0.00285

compliance median = 0.00435

Z = 0.6421 (two-tail)

Alpha	Table	Sig.
0.2	1.282	No
0.1	1.645	No
0.05	1.96	No
0.02	2.326	No
0.01	2.576	No

Constituent: Beryllium Analysis Run 8/13/2024 10:11 AM View: Appendix I Mann-Whitney
Plant Wansley Client: Southern Company Data: Wansley Landfill

Sanitas™ v.10.0.20 Software licensed to Groundwater Stats Consulting. UG
Hollow symbols indicate censored values.

Mann-Whitney (Wilcoxon Rank Sum)

GWC-30

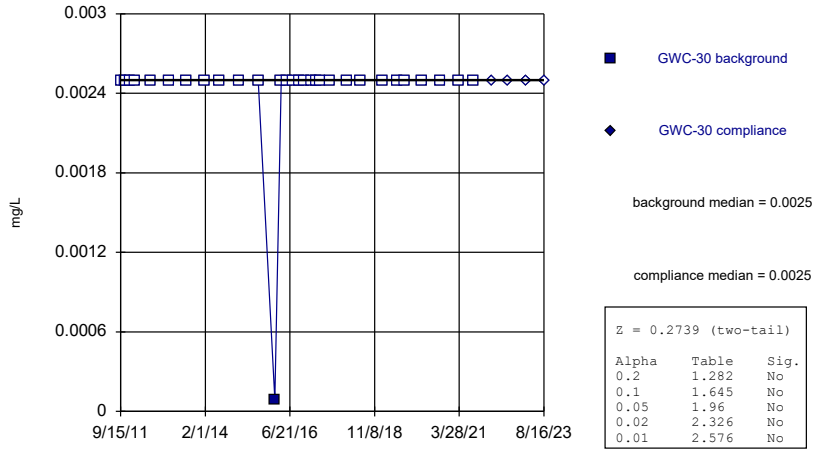

background median = 0.0025

compliance median = 0.0025

Z = 0.2739 (two-tail)

Alpha	Table	Sig.
0.2	1.282	No
0.1	1.645	No
0.05	1.96	No
0.02	2.326	No
0.01	2.576	No

Constituent: Beryllium Analysis Run 8/13/2024 10:11 AM View: Appendix I Mann-Whitney
Plant Wansley Client: Southern Company Data: Wansley Landfill

Sanitas™ v.10.0.20 Software licensed to Groundwater Stats Consulting. UG
Hollow symbols indicate censored values.

Mann-Whitney (Wilcoxon Rank Sum)

GWC-31

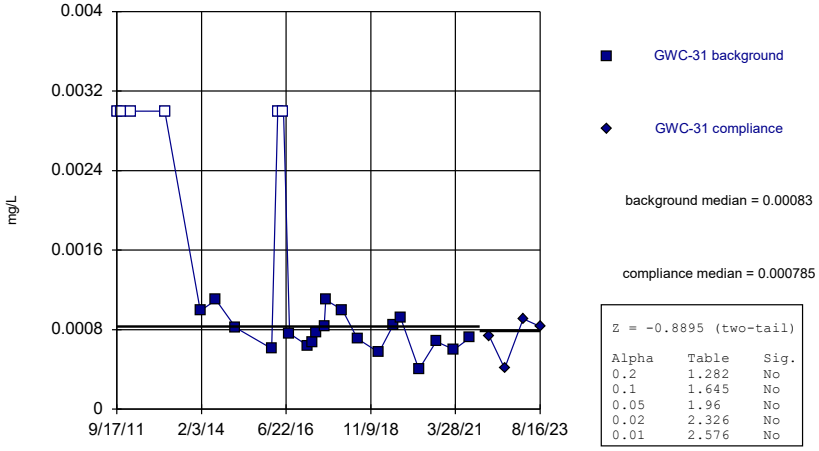

background median = 0.00083

compliance median = 0.000785

Z = -0.8895 (two-tail)

Alpha	Table	Sig.
0.2	1.282	No
0.1	1.645	No
0.05	1.96	No
0.02	2.326	No
0.01	2.576	No

Constituent: Beryllium Analysis Run 8/13/2024 10:11 AM View: Appendix I Mann-Whitney
Plant Wansley Client: Southern Company Data: Wansley Landfill

Sanitas™ v.10.0.20 Software licensed to Groundwater Stats Consulting. UG
Hollow symbols indicate censored values.

Mann-Whitney (Wilcoxon Rank Sum)

GWC-32

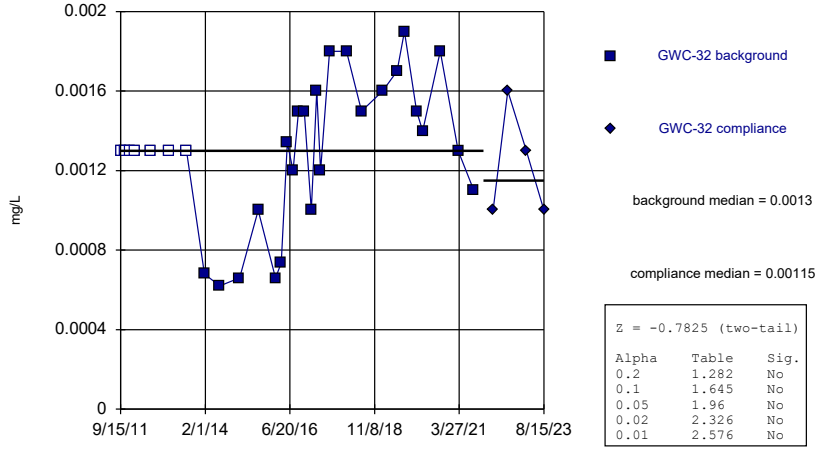

background median = 0.0013

compliance median = 0.00115

Z = -0.7825 (two-tail)

Alpha	Table	Sig.
0.2	1.282	No
0.1	1.645	No
0.05	1.96	No
0.02	2.326	No
0.01	2.576	No

Constituent: Beryllium Analysis Run 8/13/2024 10:12 AM View: Appendix I Mann-Whitney
Plant Wansley Client: Southern Company Data: Wansley Landfill

Sanitas™ v.10.0.20 Software licensed to Groundwater Stats Consulting. UG
Hollow symbols indicate censored values.

Mann-Whitney (Wilcoxon Rank Sum)

GWC-33

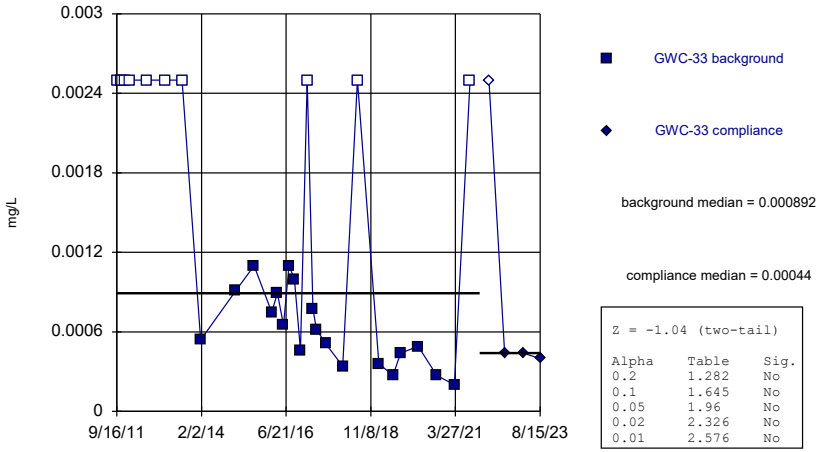

Z = -1.04 (two-tail)

Alpha	Table	Sig.
0.2	1.282	No
0.1	1.645	No
0.05	1.96	No
0.02	2.326	No
0.01	2.576	No

Constituent: Beryllium Analysis Run 8/13/2024 10:12 AM View: Appendix I Mann-Whitney
Plant Wansley Client: Southern Company Data: Wansley Landfill

Sanitas™ v.10.0.20 Software licensed to Groundwater Stats Consulting. UG
Hollow symbols indicate censored values.

Mann-Whitney (Wilcoxon Rank Sum)

GWC-34

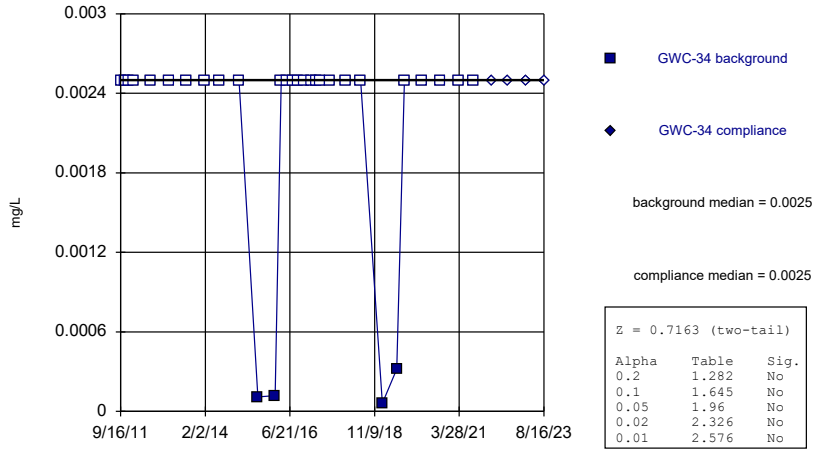

Z = 0.7163 (two-tail)

Alpha	Table	Sig.
0.2	1.282	No
0.1	1.645	No
0.05	1.96	No
0.02	2.326	No
0.01	2.576	No

Constituent: Beryllium Analysis Run 8/13/2024 10:12 AM View: Appendix I Mann-Whitney
Plant Wansley Client: Southern Company Data: Wansley Landfill

Sanitas™ v.10.0.20 Software licensed to Groundwater Stats Consulting. UG
Hollow symbols indicate censored values.

Mann-Whitney (Wilcoxon Rank Sum)

GWC-35

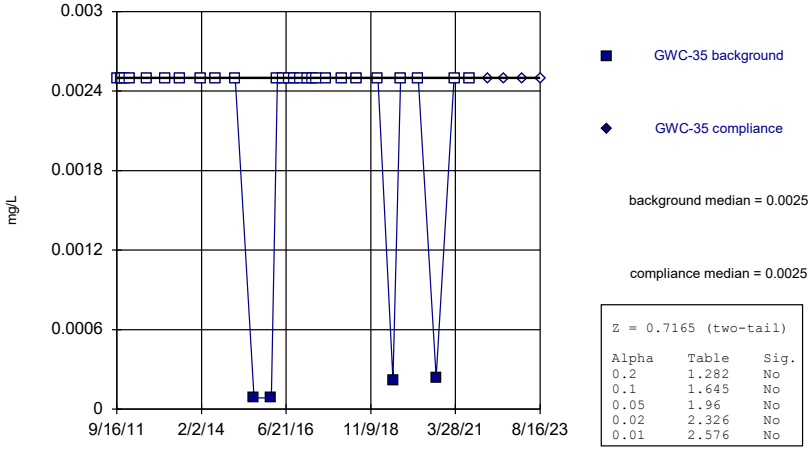

Z = 0.7165 (two-tail)

Alpha	Table	Sig.
0.2	1.282	No
0.1	1.645	No
0.05	1.96	No
0.02	2.326	No
0.01	2.576	No

Constituent: Beryllium Analysis Run 8/13/2024 10:12 AM View: Appendix I Mann-Whitney
Plant Wansley Client: Southern Company Data: Wansley Landfill

Sanitas™ v.10.0.20 Software licensed to Groundwater Stats Consulting. UG
Hollow symbols indicate censored values.

Mann-Whitney (Wilcoxon Rank Sum)

GWC-6

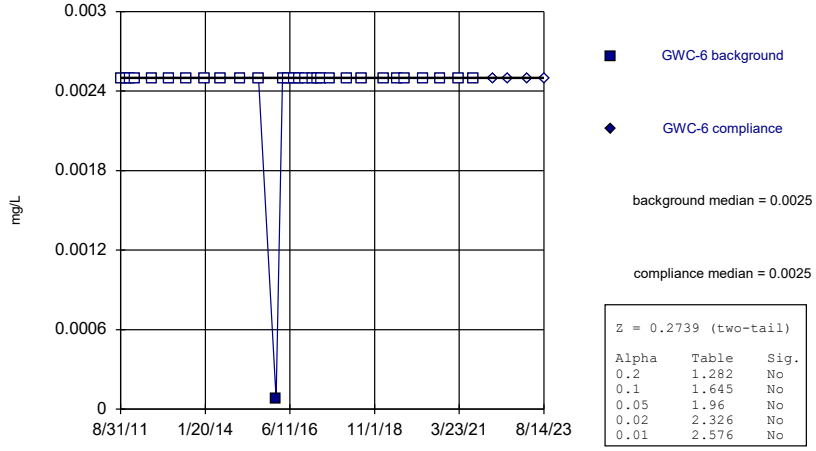

Z = 0.2739 (two-tail)

Alpha	Table	Sig.
0.2	1.282	No
0.1	1.645	No
0.05	1.96	No
0.02	2.326	No
0.01	2.576	No

Constituent: Beryllium Analysis Run 8/13/2024 10:12 AM View: Appendix I Mann-Whitney
Plant Wansley Client: Southern Company Data: Wansley Landfill

Sanitas™ v.10.0.20 Software licensed to Groundwater Stats Consulting. UG
Hollow symbols indicate censored values.

Mann-Whitney (Wilcoxon Rank Sum)

GWC-8

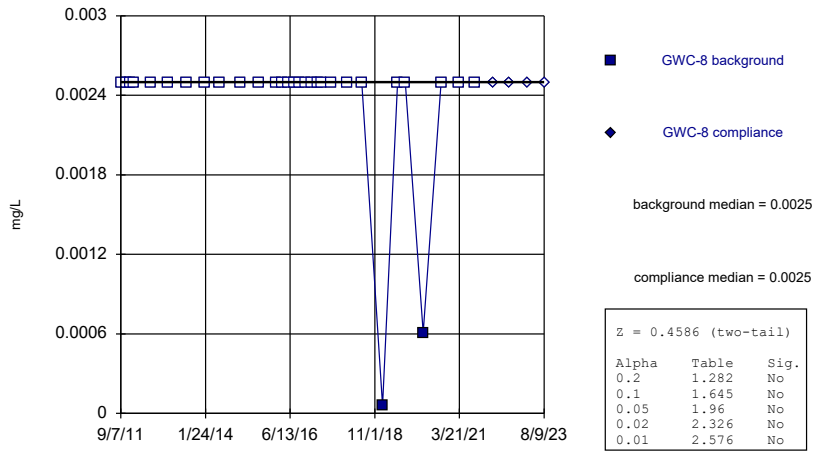

Z = 0.4586 (two-tail)

Alpha	Table	Sig.
0.2	1.282	No
0.1	1.645	No
0.05	1.96	No
0.02	2.326	No
0.01	2.576	No

Constituent: Beryllium Analysis Run 8/13/2024 10:12 AM View: Appendix I Mann-Whitney
Plant Wansley Client: Southern Company Data: Wansley Landfill

Sanitas™ v.10.0.20 Software licensed to Groundwater Stats Consulting. UG
Hollow symbols indicate censored values.

Mann-Whitney (Wilcoxon Rank Sum)

GWC-9

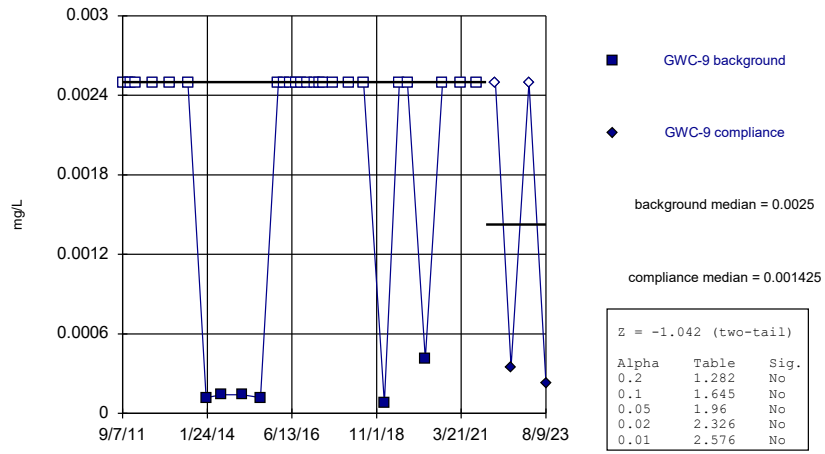

Z = -1.042 (two-tail)

Alpha	Table	Sig.
0.2	1.282	No
0.1	1.645	No
0.05	1.96	No
0.02	2.326	No
0.01	2.576	No

Constituent: Beryllium Analysis Run 8/13/2024 10:12 AM View: Appendix I Mann-Whitney
Plant Wansley Client: Southern Company Data: Wansley Landfill

Sanitas™ v.10.0.20 Software licensed to Groundwater Stats Consulting. UG
Hollow symbols indicate censored values.

Mann-Whitney (Wilcoxon Rank Sum)

GWA-1 (bg)

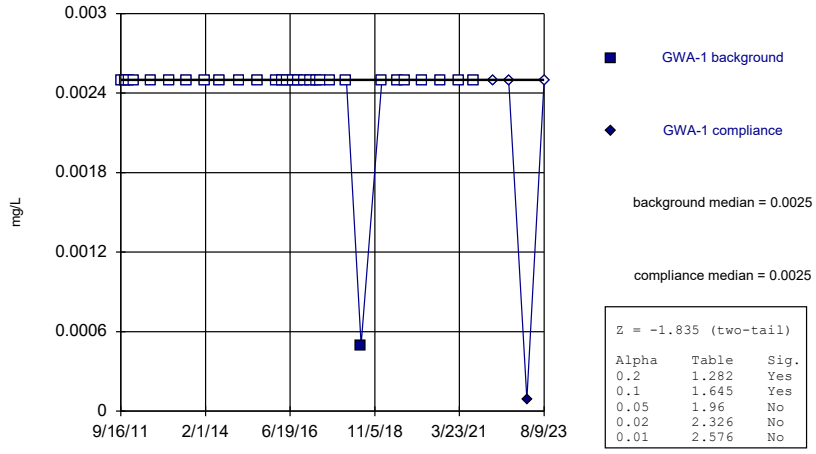

Z = -1.835 (two-tail)

Alpha	Table	Sig.
0.2	1.282	Yes
0.1	1.645	Yes
0.05	1.96	No
0.02	2.326	No
0.01	2.576	No

Constituent: Cadmium Analysis Run 8/13/2024 10:12 AM View: Appendix I Mann-Whitney
Plant Wansley Client: Southern Company Data: Wansley Landfill

Sanitas™ v.10.0.20 Software licensed to Groundwater Stats Consulting. UG
Hollow symbols indicate censored values.

Mann-Whitney (Wilcoxon Rank Sum)

GWA-28 (bg)

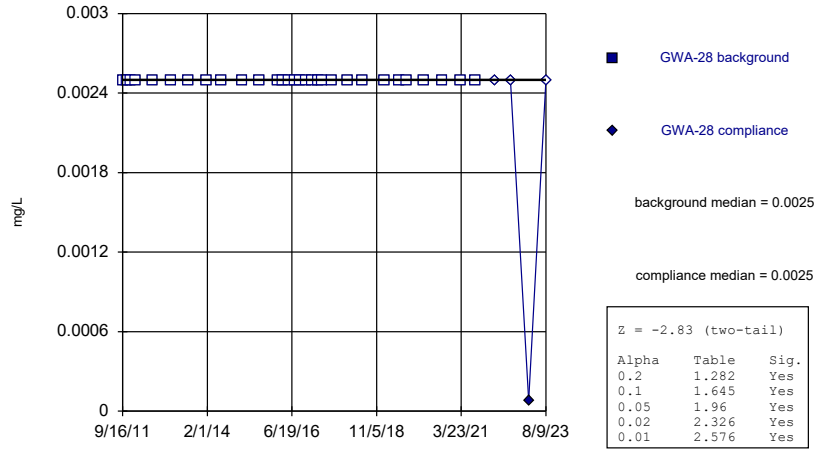

Z = -2.83 (two-tail)

Alpha	Table	Sig.
0.2	1.282	Yes
0.1	1.645	Yes
0.05	1.96	Yes
0.02	2.326	Yes
0.01	2.576	Yes

Constituent: Cadmium Analysis Run 8/13/2024 10:12 AM View: Appendix I Mann-Whitney
Plant Wansley Client: Southern Company Data: Wansley Landfill

Sanitas™ v.10.0.20 Software licensed to Groundwater Stats Consulting. UG
Hollow symbols indicate censored values.

Mann-Whitney (Wilcoxon Rank Sum)

GWA-29 (bg)

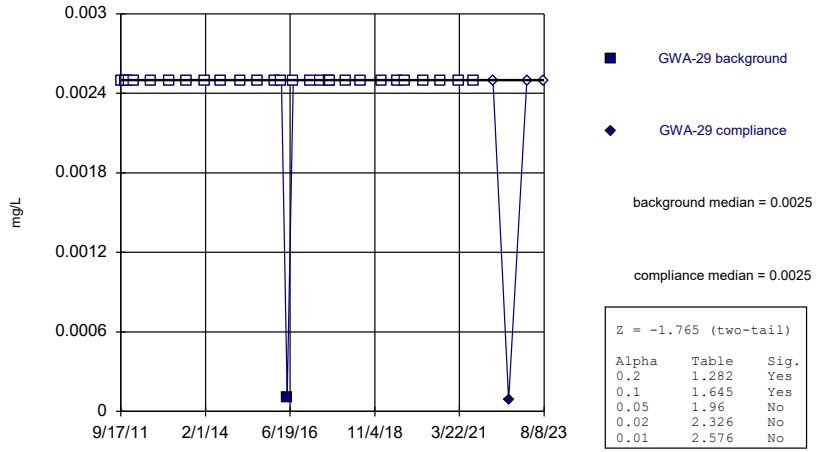

Z = -1.765 (two-tail)

Alpha	Table	Sig.
0.2	1.282	Yes
0.1	1.645	Yes
0.05	1.96	No
0.02	2.326	No
0.01	2.576	No

Constituent: Cadmium Analysis Run 8/13/2024 10:12 AM View: Appendix I Mann-Whitney
Plant Wansley Client: Southern Company Data: Wansley Landfill

Sanitas™ v.10.0.20 Software licensed to Groundwater Stats Consulting. UG
Hollow symbols indicate censored values.

Mann-Whitney (Wilcoxon Rank Sum)

GWA-3 (bg)

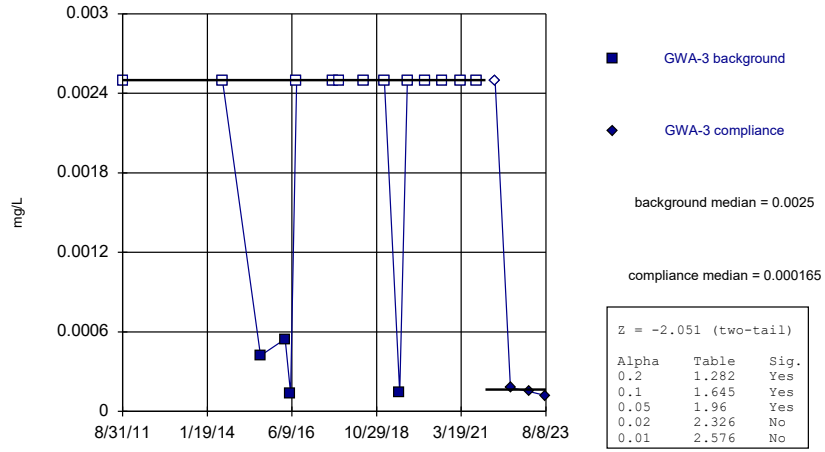

Z = -2.051 (two-tail)

Alpha	Table	Sig.
0.2	1.282	Yes
0.1	1.645	Yes
0.05	1.96	Yes
0.02	2.326	No
0.01	2.576	No

Constituent: Cadmium Analysis Run 8/13/2024 10:12 AM View: Appendix I Mann-Whitney
Plant Wansley Client: Southern Company Data: Wansley Landfill

Sanitas™ v.10.0.20 Software licensed to Groundwater Stats Consulting. UG
Hollow symbols indicate censored values.

Mann-Whitney (Wilcoxon Rank Sum)

GWC-11

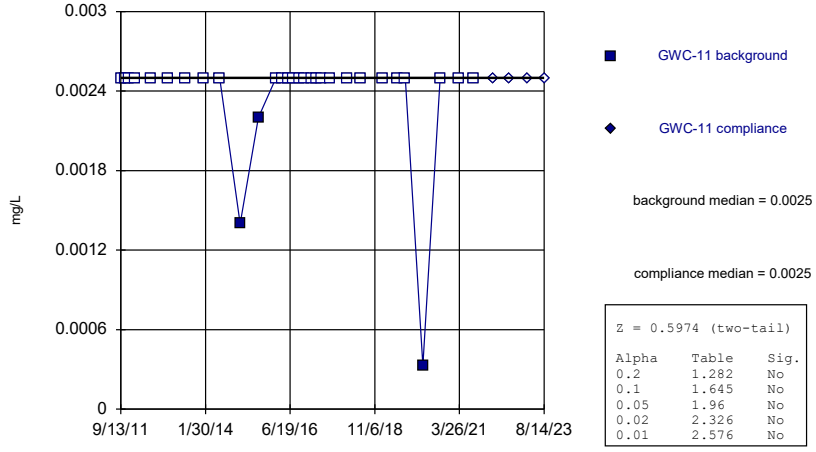

Z = 0.5974 (two-tail)

Alpha	Table	Sig.
0.2	1.282	No
0.1	1.645	No
0.05	1.96	No
0.02	2.326	No
0.01	2.576	No

Constituent: Cadmium Analysis Run 8/13/2024 10:12 AM View: Appendix I Mann-Whitney
Plant Wansley Client: Southern Company Data: Wansley Landfill

Sanitas™ v.10.0.20 Software licensed to Groundwater Stats Consulting. UG
Hollow symbols indicate censored values.

Mann-Whitney (Wilcoxon Rank Sum)

GWC-13

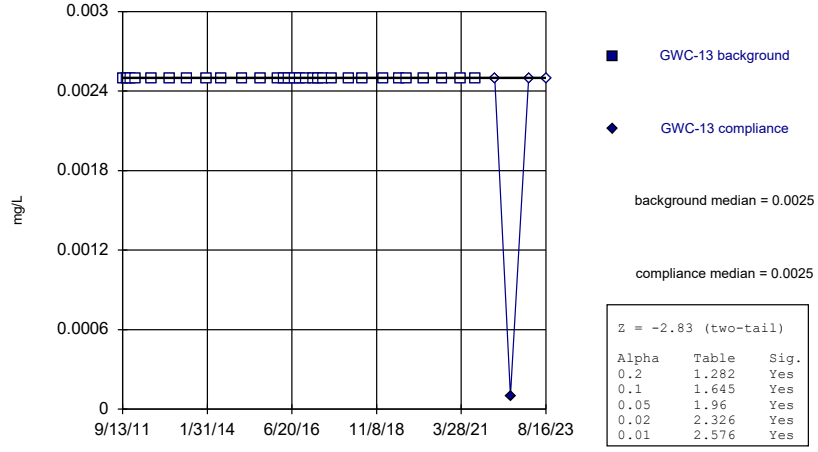

Z = -2.83 (two-tail)

Alpha	Table	Sig.
0.2	1.282	Yes
0.1	1.645	Yes
0.05	1.96	Yes
0.02	2.326	Yes
0.01	2.576	Yes

Constituent: Cadmium Analysis Run 8/13/2024 10:12 AM View: Appendix I Mann-Whitney
Plant Wansley Client: Southern Company Data: Wansley Landfill

Sanitas™ v.10.0.20 Software licensed to Groundwater Stats Consulting. UG
Hollow symbols indicate censored values.

Mann-Whitney (Wilcoxon Rank Sum)

GWC-14

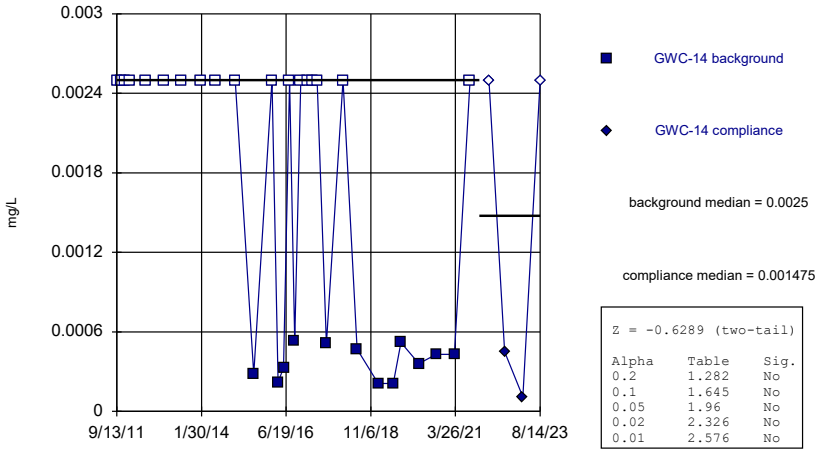

Z = -0.6289 (two-tail)

Alpha	Table	Sig.
0.2	1.282	No
0.1	1.645	No
0.05	1.96	No
0.02	2.326	No
0.01	2.576	No

Constituent: Cadmium Analysis Run 8/13/2024 10:12 AM View: Appendix I Mann-Whitney
Plant Wansley Client: Southern Company Data: Wansley Landfill

Sanitas™ v.10.0.20 Software licensed to Groundwater Stats Consulting. UG
Hollow symbols indicate censored values.

Mann-Whitney (Wilcoxon Rank Sum)

GWC-19

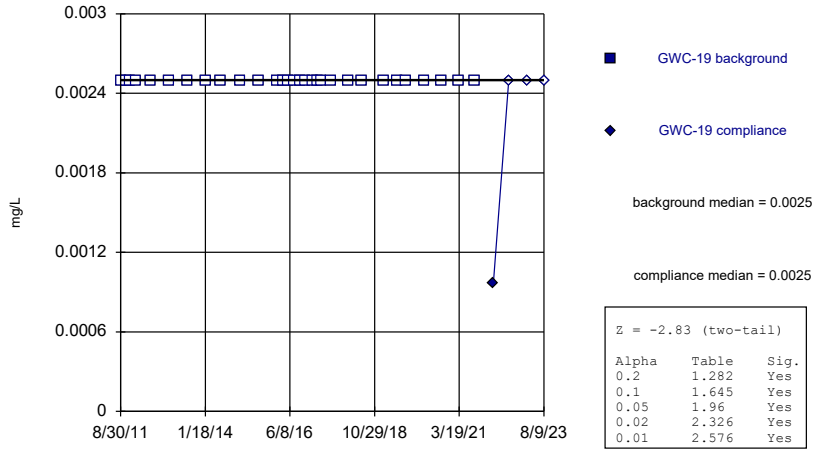

Z = -2.83 (two-tail)

Alpha	Table	Sig.
0.2	1.282	Yes
0.1	1.645	Yes
0.05	1.96	Yes
0.02	2.326	Yes
0.01	2.576	Yes

Constituent: Cadmium Analysis Run 8/13/2024 10:12 AM View: Appendix I Mann-Whitney
Plant Wansley Client: Southern Company Data: Wansley Landfill

Sanitas™ v.10.0.20 Software licensed to Groundwater Stats Consulting. UG
Hollow symbols indicate censored values.

Mann-Whitney (Wilcoxon Rank Sum)

GWC-21

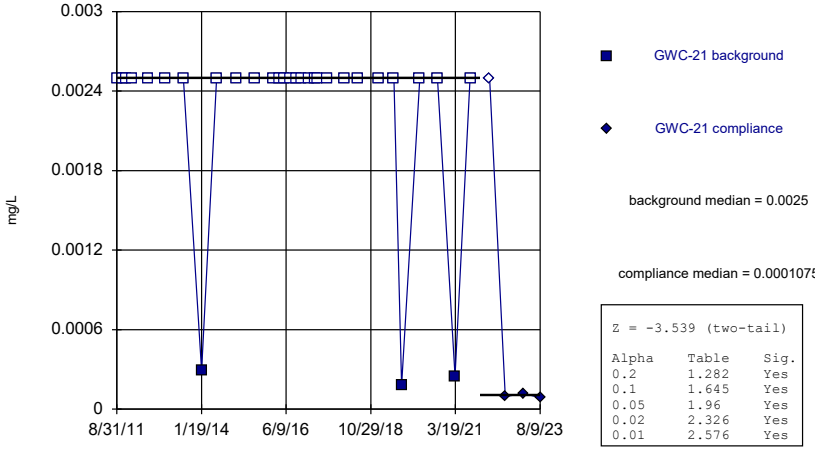

Z = -3.539 (two-tail)

Alpha	Table	Sig.
0.2	1.282	Yes
0.1	1.645	Yes
0.05	1.96	Yes
0.02	2.326	Yes
0.01	2.576	Yes

Constituent: Cadmium Analysis Run 8/13/2024 10:12 AM View: Appendix I Mann-Whitney
Plant Wansley Client: Southern Company Data: Wansley Landfill

Sanitas™ v.10.0.20 Software licensed to Groundwater Stats Consulting. UG
Hollow symbols indicate censored values.

Mann-Whitney (Wilcoxon Rank Sum)

GWC-22

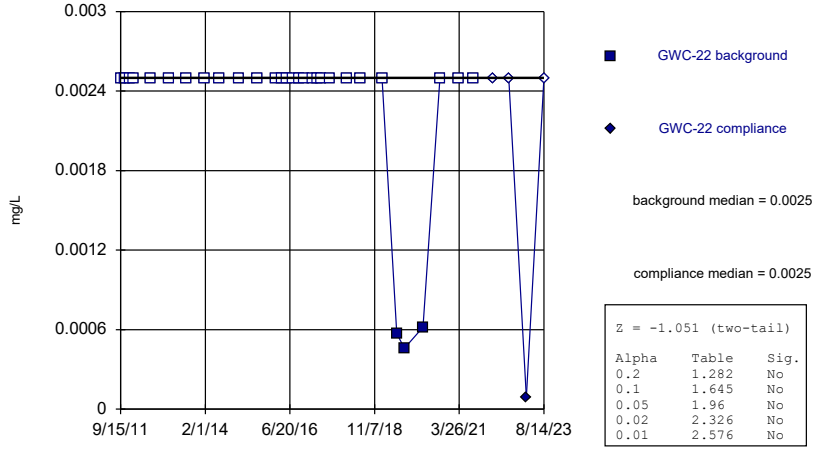

Z = -1.051 (two-tail)

Alpha	Table	Sig.
0.2	1.282	No
0.1	1.645	No
0.05	1.96	No
0.02	2.326	No
0.01	2.576	No

Constituent: Cadmium Analysis Run 8/13/2024 10:12 AM View: Appendix I Mann-Whitney
Plant Wansley Client: Southern Company Data: Wansley Landfill

Sanitas™ v.10.0.20 Software licensed to Groundwater Stats Consulting. UG
Hollow symbols indicate censored values.

Mann-Whitney (Wilcoxon Rank Sum)

GWC-24

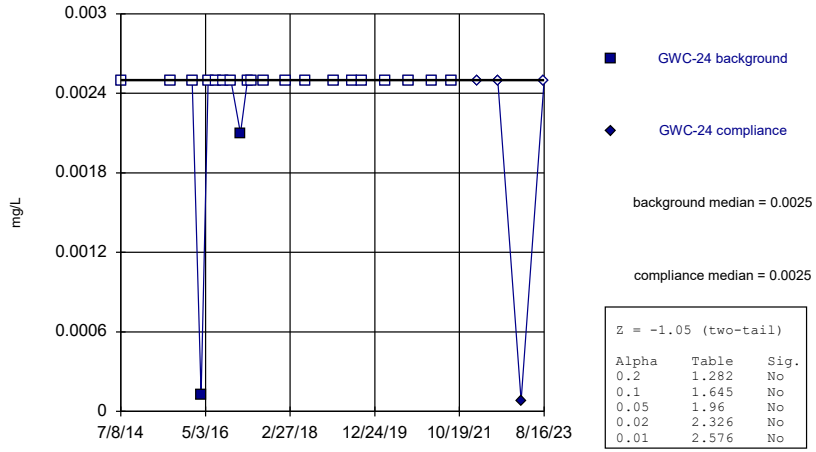

Z = -1.05 (two-tail)

Alpha	Table	Sig.
0.2	1.282	No
0.1	1.645	No
0.05	1.96	No
0.02	2.326	No
0.01	2.576	No

Constituent: Cadmium Analysis Run 8/13/2024 10:12 AM View: Appendix I Mann-Whitney
Plant Wansley Client: Southern Company Data: Wansley Landfill

Sanitas™ v.10.0.20 Software licensed to Groundwater Stats Consulting. UG
Hollow symbols indicate censored values.

Mann-Whitney (Wilcoxon Rank Sum)

GWC-25

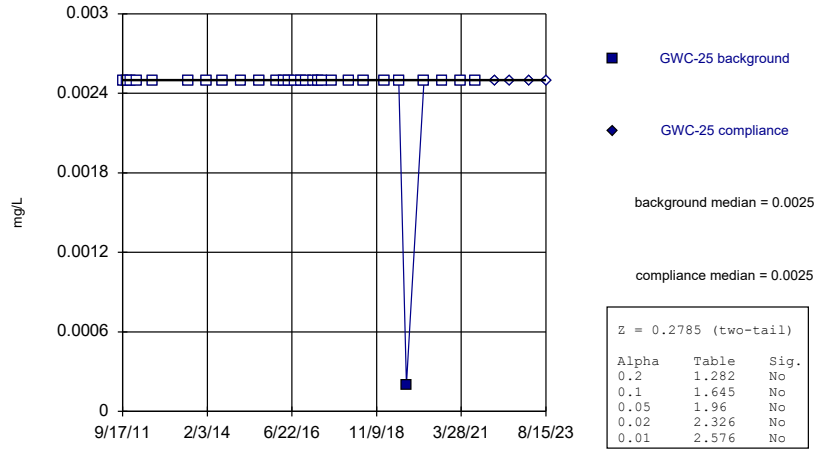

Z = 0.2785 (two-tail)

Alpha	Table	Sig.
0.2	1.282	No
0.1	1.645	No
0.05	1.96	No
0.02	2.326	No
0.01	2.576	No

Constituent: Cadmium Analysis Run 8/13/2024 10:12 AM View: Appendix I Mann-Whitney
Plant Wansley Client: Southern Company Data: Wansley Landfill

Sanitas™ v.10.0.20 Software licensed to Groundwater Stats Consulting. UG
Hollow symbols indicate censored values.

Mann-Whitney (Wilcoxon Rank Sum)

GWC-31

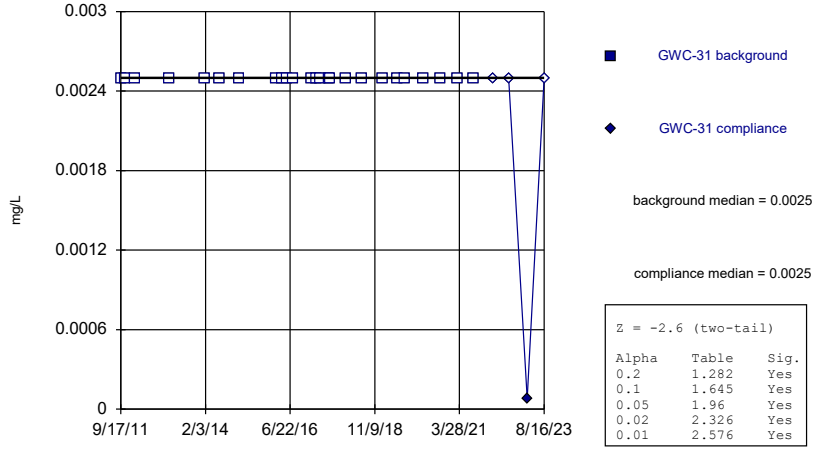

Z = -2.6 (two-tail)

Alpha	Table	Sig.
0.2	1.282	Yes
0.1	1.645	Yes
0.05	1.96	Yes
0.02	2.326	Yes
0.01	2.576	Yes

Constituent: Cadmium Analysis Run 8/13/2024 10:12 AM View: Appendix I Mann-Whitney
Plant Wansley Client: Southern Company Data: Wansley Landfill

Sanitas™ v.10.0.20 Software licensed to Groundwater Stats Consulting. UG
Hollow symbols indicate censored values.

Mann-Whitney (Wilcoxon Rank Sum)

GWC-34

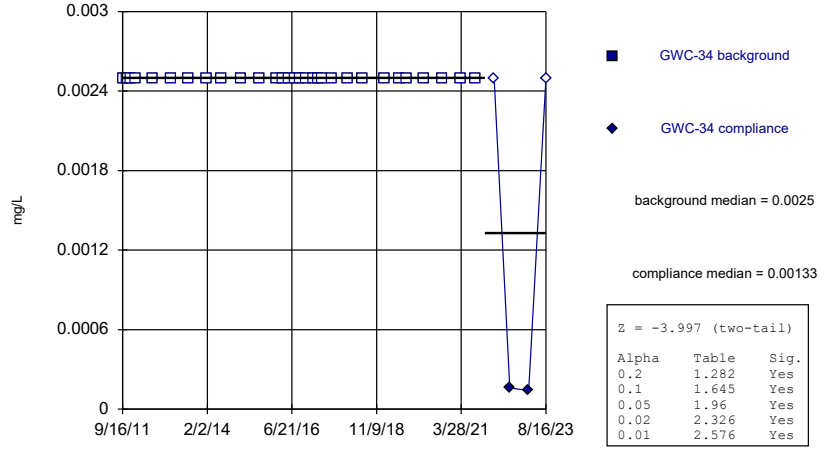

Z = -3.997 (two-tail)

Alpha	Table	Sig.
0.2	1.282	Yes
0.1	1.645	Yes
0.05	1.96	Yes
0.02	2.326	Yes
0.01	2.576	Yes

Constituent: Cadmium Analysis Run 8/13/2024 10:12 AM View: Appendix I Mann-Whitney
Plant Wansley Client: Southern Company Data: Wansley Landfill

Sanitas™ v.10.0.20 Software licensed to Groundwater Stats Consulting. UG
Hollow symbols indicate censored values.

Mann-Whitney (Wilcoxon Rank Sum)

GWC-7

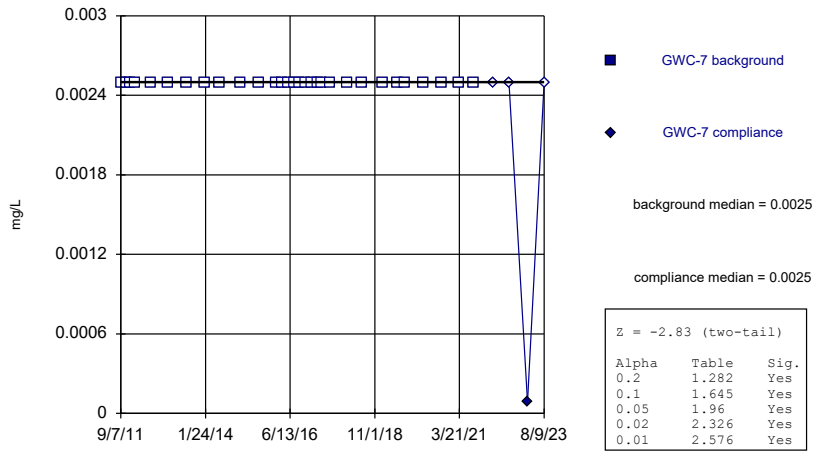

Z = -2.83 (two-tail)

Alpha	Table	Sig.
0.2	1.282	Yes
0.1	1.645	Yes
0.05	1.96	Yes
0.02	2.326	Yes
0.01	2.576	Yes

Constituent: Cadmium Analysis Run 8/13/2024 10:13 AM View: Appendix I Mann-Whitney
Plant Wansley Client: Southern Company Data: Wansley Landfill

Sanitas™ v.10.0.20 Software licensed to Groundwater Stats Consulting. UG
Hollow symbols indicate censored values.

Mann-Whitney (Wilcoxon Rank Sum)

GWC-8

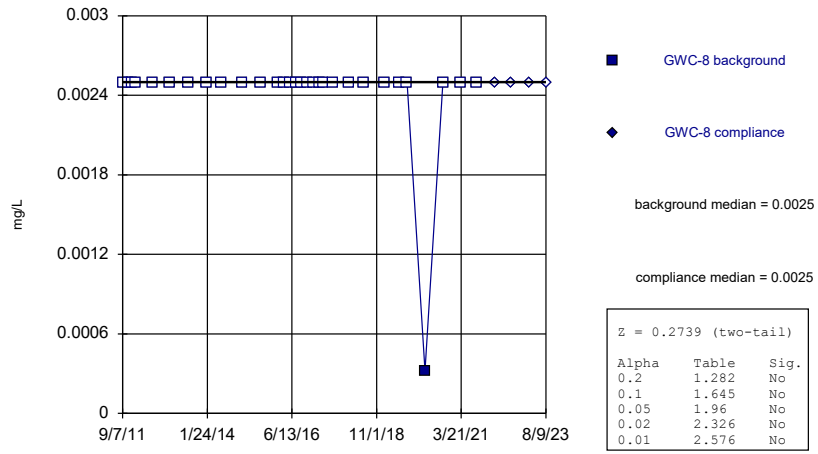

Z = 0.2739 (two-tail)

Alpha	Table	Sig.
0.2	1.282	No
0.1	1.645	No
0.05	1.96	No
0.02	2.326	No
0.01	2.576	No

Constituent: Cadmium Analysis Run 8/13/2024 10:13 AM View: Appendix I Mann-Whitney
Plant Wansley Client: Southern Company Data: Wansley Landfill

Sanitas™ v.10.0.20 Software licensed to Groundwater Stats Consulting. UG
Hollow symbols indicate censored values.

Mann-Whitney (Wilcoxon Rank Sum)

GWC-9

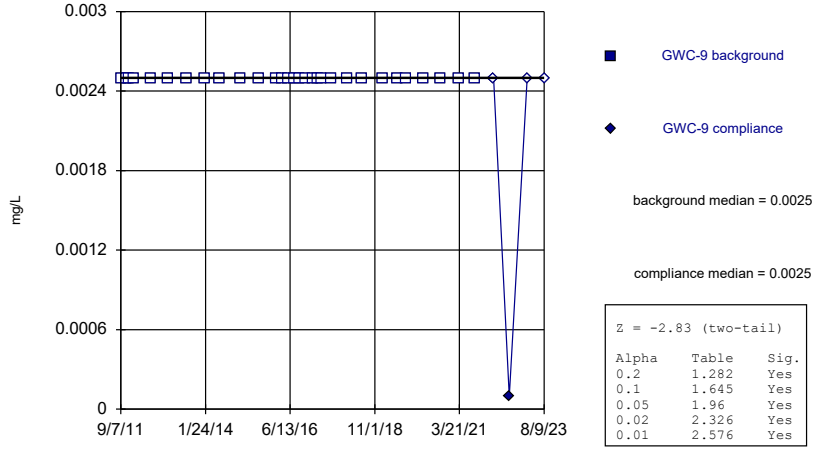

Z = -2.83 (two-tail)

Alpha	Table	Sig.
0.2	1.282	Yes
0.1	1.645	Yes
0.05	1.96	Yes
0.02	2.326	Yes
0.01	2.576	Yes

Constituent: Cadmium Analysis Run 8/13/2024 10:13 AM View: Appendix I Mann-Whitney
Plant Wansley Client: Southern Company Data: Wansley Landfill

Sanitas™ v.10.0.20 Software licensed to Groundwater Stats Consulting. UG
Hollow symbols indicate censored values.

Mann-Whitney (Wilcoxon Rank Sum)

GWA-1 (bg)

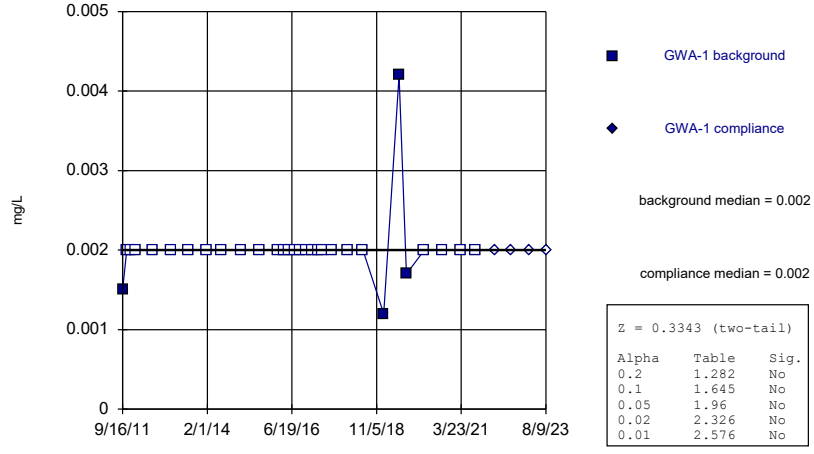

Z = 0.3343 (two-tail)

Alpha	Table	Sig.
0.2	1.282	No
0.1	1.645	No
0.05	1.96	No
0.02	2.326	No
0.01	2.576	No

Constituent: Chromium Analysis Run 8/13/2024 10:13 AM View: Appendix I Mann-Whitney
Plant Wansley Client: Southern Company Data: Wansley Landfill

Sanitas™ v.10.0.20 Software licensed to Groundwater Stats Consulting. UG
Hollow symbols indicate censored values.

Mann-Whitney (Wilcoxon Rank Sum)

GWA-2 (bg)

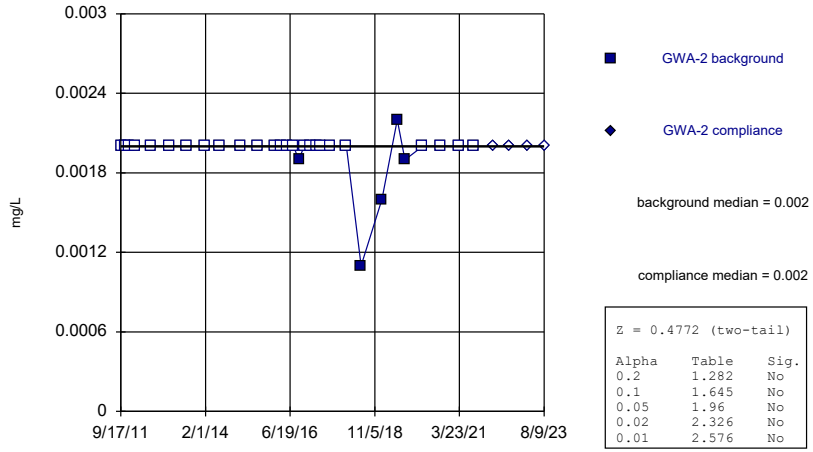

Z = 0.4772 (two-tail)

Alpha	Table	Sig.
0.2	1.282	No
0.1	1.645	No
0.05	1.96	No
0.02	2.326	No
0.01	2.576	No

Constituent: Chromium Analysis Run 8/13/2024 10:13 AM View: Appendix I Mann-Whitney
Plant Wansley Client: Southern Company Data: Wansley Landfill

Sanitas™ v.10.0.20 Software licensed to Groundwater Stats Consulting. UG
Hollow symbols indicate censored values.

Mann-Whitney (Wilcoxon Rank Sum)

GWA-28 (bg)

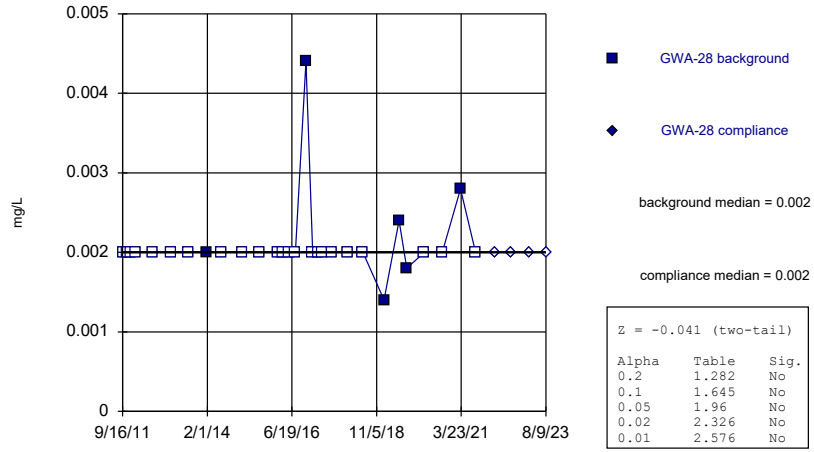

Z = -0.041 (two-tail)

Alpha	Table	Sig.
0.2	1.282	No
0.1	1.645	No
0.05	1.96	No
0.02	2.326	No
0.01	2.576	No

Constituent: Chromium Analysis Run 8/13/2024 10:13 AM View: Appendix I Mann-Whitney
Plant Wansley Client: Southern Company Data: Wansley Landfill

Sanitas™ v.10.0.20 Software licensed to Groundwater Stats Consulting. UG
Hollow symbols indicate censored values.

Mann-Whitney (Wilcoxon Rank Sum)

GWA-29 (bg)

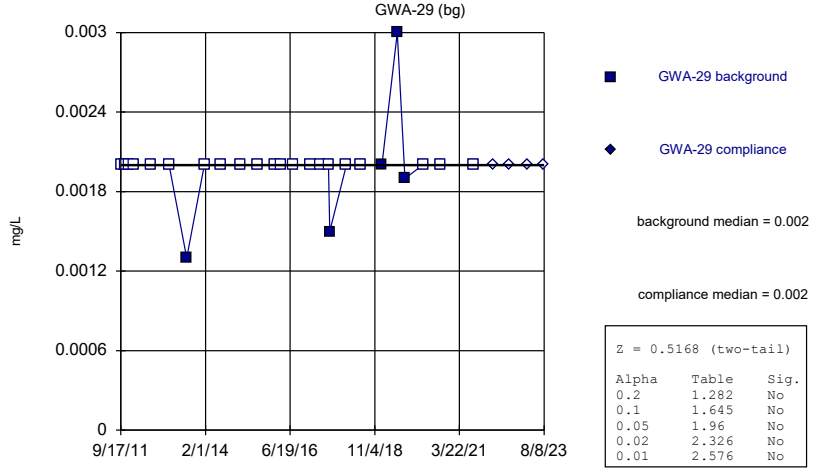

Z = 0.5168 (two-tail)

Alpha	Table	Sig.
0.2	1.282	No
0.1	1.645	No
0.05	1.96	No
0.02	2.326	No
0.01	2.576	No

Constituent: Chromium Analysis Run 8/13/2024 10:13 AM View: Appendix I Mann-Whitney
Plant Wansley Client: Southern Company Data: Wansley Landfill

Sanitas™ v.10.0.20 Software licensed to Groundwater Stats Consulting. UG
Hollow symbols indicate censored values.

Mann-Whitney (Wilcoxon Rank Sum)

GWA-3 (bg)

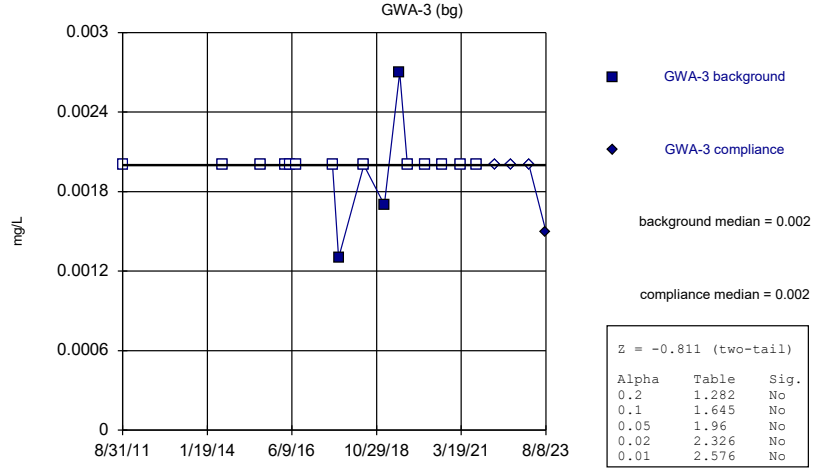

Z = -0.811 (two-tail)

Alpha	Table	Sig.
0.2	1.282	No
0.1	1.645	No
0.05	1.96	No
0.02	2.326	No
0.01	2.576	No

Constituent: Chromium Analysis Run 8/13/2024 10:13 AM View: Appendix I Mann-Whitney
Plant Wansley Client: Southern Company Data: Wansley Landfill

Sanitas™ v.10.0.20 Software licensed to Groundwater Stats Consulting. UG
Hollow symbols indicate censored values.

Mann-Whitney (Wilcoxon Rank Sum)

GWA-4 (bg)

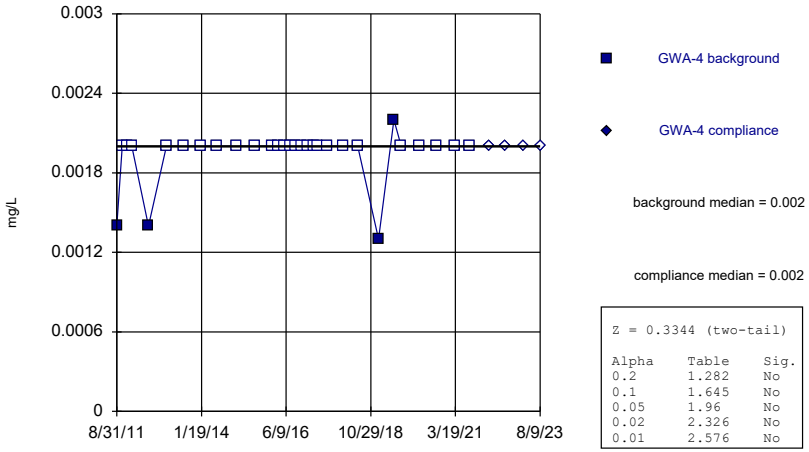

Z = 0.3344 (two-tail)

Alpha	Table	Sig.
0.2	1.282	No
0.1	1.645	No
0.05	1.96	No
0.02	2.326	No
0.01	2.576	No

Constituent: Chromium Analysis Run 8/13/2024 10:13 AM View: Appendix I Mann-Whitney
Plant Wansley Client: Southern Company Data: Wansley Landfill

Sanitas™ v.10.0.20 Software licensed to Groundwater Stats Consulting. UG
Hollow symbols indicate censored values.

Mann-Whitney (Wilcoxon Rank Sum)

GWC-10

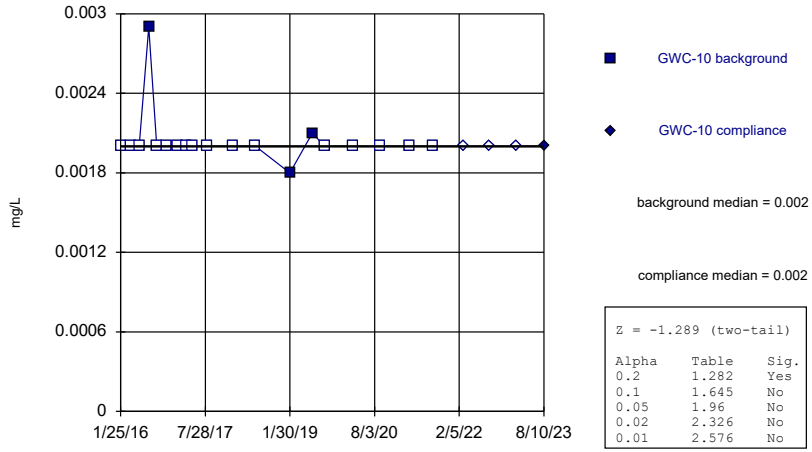

Z = -1.289 (two-tail)

Alpha	Table	Sig.
0.2	1.282	Yes
0.1	1.645	No
0.05	1.96	No
0.02	2.326	No
0.01	2.576	No

Constituent: Chromium Analysis Run 8/13/2024 10:13 AM View: Appendix I Mann-Whitney
Plant Wansley Client: Southern Company Data: Wansley Landfill

Sanitas™ v.10.0.20 Software licensed to Groundwater Stats Consulting. UG
Hollow symbols indicate censored values.

Mann-Whitney (Wilcoxon Rank Sum)

GWC-11

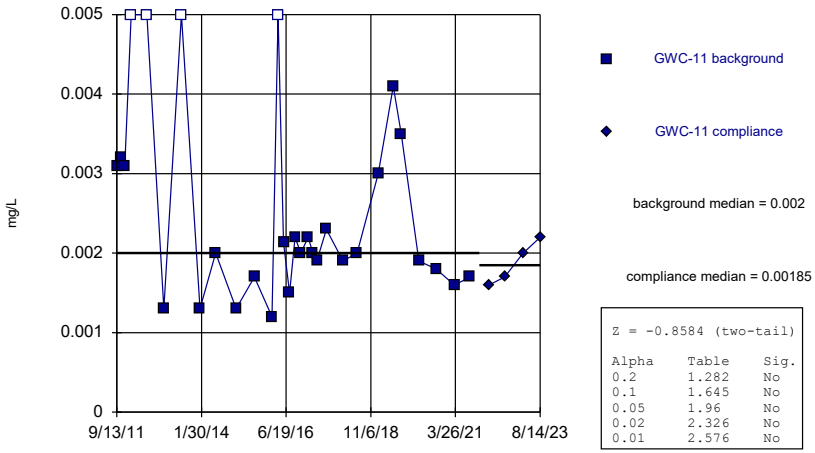

Z = -0.8584 (two-tail)

Alpha	Table	Sig.
0.2	1.282	No
0.1	1.645	No
0.05	1.96	No
0.02	2.326	No
0.01	2.576	No

Constituent: Chromium Analysis Run 8/13/2024 10:13 AM View: Appendix I Mann-Whitney
Plant Wansley Client: Southern Company Data: Wansley Landfill

Sanitas™ v.10.0.20 Software licensed to Groundwater Stats Consulting. UG
Hollow symbols indicate censored values.

Mann-Whitney (Wilcoxon Rank Sum)

GWC-12

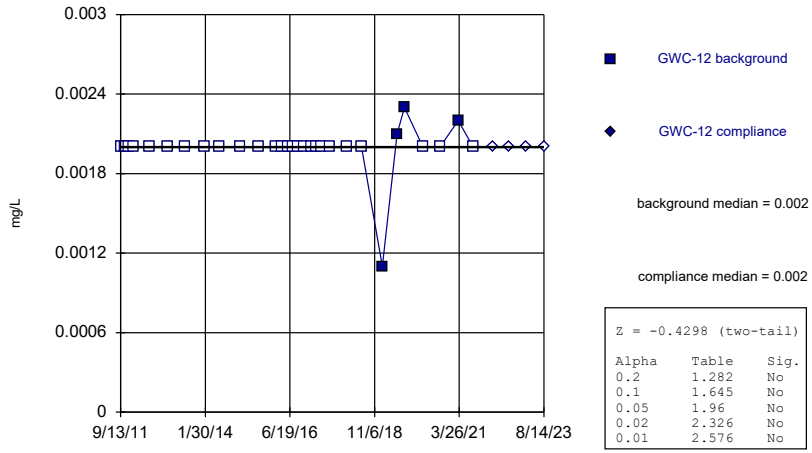

Z = -0.4298 (two-tail)

Alpha	Table	Sig.
0.2	1.282	No
0.1	1.645	No
0.05	1.96	No
0.02	2.326	No
0.01	2.576	No

Constituent: Chromium Analysis Run 8/13/2024 10:13 AM View: Appendix I Mann-Whitney
Plant Wansley Client: Southern Company Data: Wansley Landfill

Sanitas™ v.10.0.20 Software licensed to Groundwater Stats Consulting. UG
Hollow symbols indicate censored values.

Mann-Whitney (Wilcoxon Rank Sum)

GWC-13

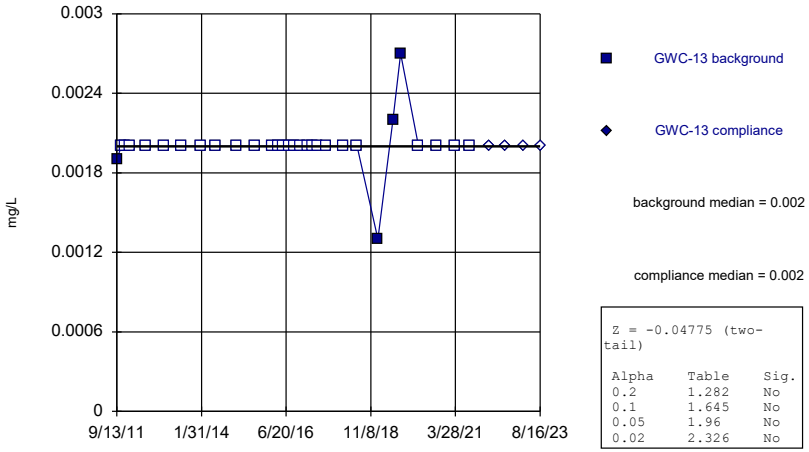

Z = -0.04775 (two-tail)

Alpha	Table	Sig.
0.2	1.282	No
0.1	1.645	No
0.05	1.96	No
0.02	2.326	No

Constituent: Chromium Analysis Run 8/13/2024 10:13 AM View: Appendix I Mann-Whitney
Plant Wansley Client: Southern Company Data: Wansley Landfill

Sanitas™ v.10.0.20 Software licensed to Groundwater Stats Consulting. UG
Hollow symbols indicate censored values.

Mann-Whitney (Wilcoxon Rank Sum)

GWC-14

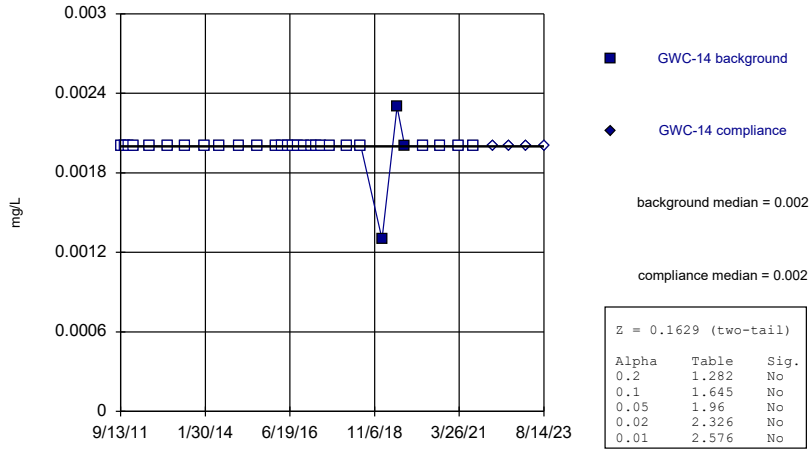

Z = 0.1629 (two-tail)

Alpha	Table	Sig.
0.2	1.282	No
0.1	1.645	No
0.05	1.96	No
0.02	2.326	No
0.01	2.576	No

Constituent: Chromium Analysis Run 8/13/2024 10:13 AM View: Appendix I Mann-Whitney
Plant Wansley Client: Southern Company Data: Wansley Landfill

Sanitas™ v.10.0.20 Software licensed to Groundwater Stats Consulting. UG
Hollow symbols indicate censored values.

Mann-Whitney (Wilcoxon Rank Sum)

GWC-15

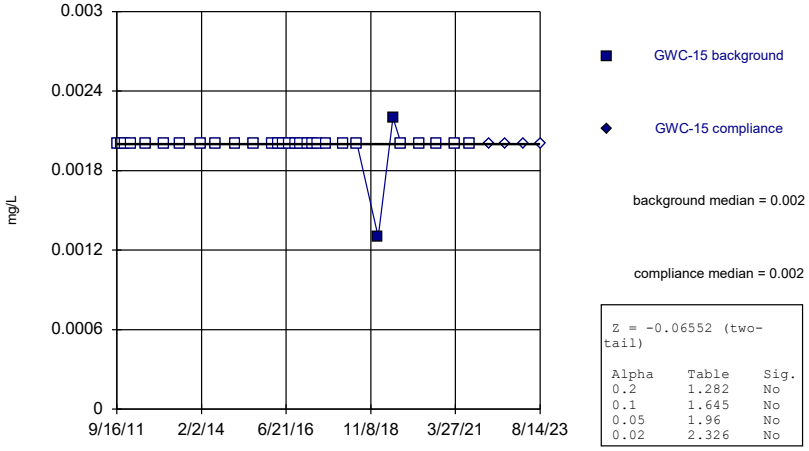

Z = -0.06552 (two-tail)

Alpha	Table	Sig.
0.2	1.282	No
0.1	1.645	No
0.05	1.96	No
0.02	2.326	No

Constituent: Chromium Analysis Run 8/13/2024 10:13 AM View: Appendix I Mann-Whitney
Plant Wansley Client: Southern Company Data: Wansley Landfill

Sanitas™ v.10.0.20 Software licensed to Groundwater Stats Consulting. UG
Hollow symbols indicate censored values.

Mann-Whitney (Wilcoxon Rank Sum)

GWC-16

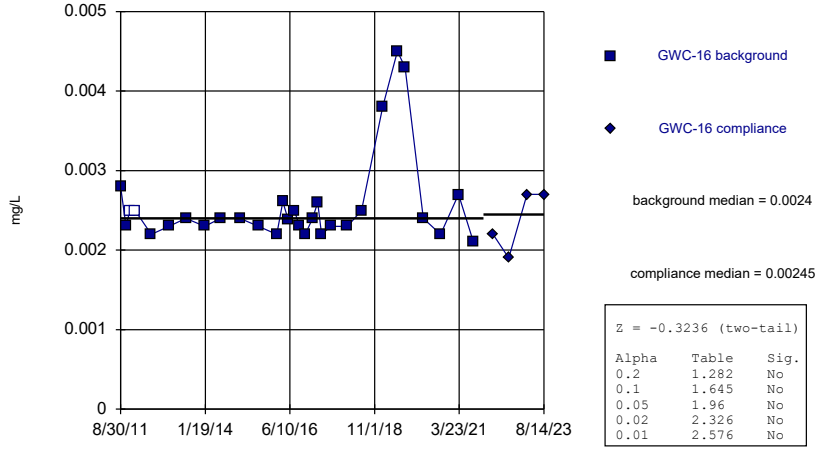

Z = -0.3236 (two-tail)

Alpha	Table	Sig.
0.2	1.282	No
0.1	1.645	No
0.05	1.96	No
0.02	2.326	No
0.01	2.576	No

Constituent: Chromium Analysis Run 8/13/2024 10:13 AM View: Appendix I Mann-Whitney
Plant Wansley Client: Southern Company Data: Wansley Landfill

Sanitas™ v.10.0.20 Software licensed to Groundwater Stats Consulting. UG
Hollow symbols indicate censored values.

Mann-Whitney (Wilcoxon Rank Sum)

GWC-17

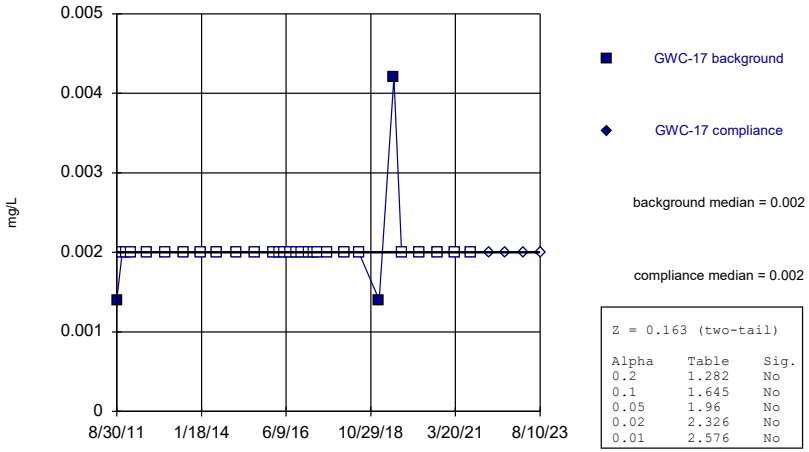

Z = 0.163 (two-tail)

Alpha	Table	Sig.
0.2	1.282	No
0.1	1.645	No
0.05	1.96	No
0.02	2.326	No
0.01	2.576	No

Constituent: Chromium Analysis Run 8/13/2024 10:13 AM View: Appendix I Mann-Whitney
Plant Wansley Client: Southern Company Data: Wansley Landfill

Sanitas™ v.10.0.20 Software licensed to Groundwater Stats Consulting. UG
Hollow symbols indicate censored values.

Mann-Whitney (Wilcoxon Rank Sum)

GWC-18

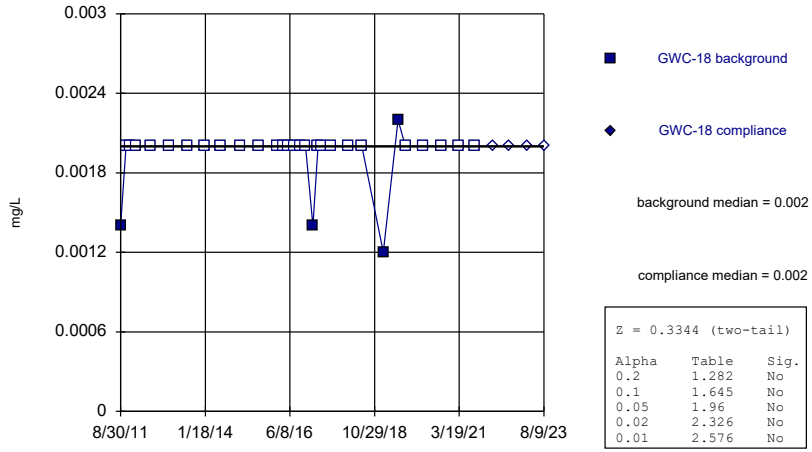

Z = 0.3344 (two-tail)

Alpha	Table	Sig.
0.2	1.282	No
0.1	1.645	No
0.05	1.96	No
0.02	2.326	No
0.01	2.576	No

Constituent: Chromium Analysis Run 8/13/2024 10:13 AM View: Appendix I Mann-Whitney
Plant Wansley Client: Southern Company Data: Wansley Landfill

Sanitas™ v.10.0.20 Software licensed to Groundwater Stats Consulting. UG
Hollow symbols indicate censored values.

Mann-Whitney (Wilcoxon Rank Sum)

GWC-19

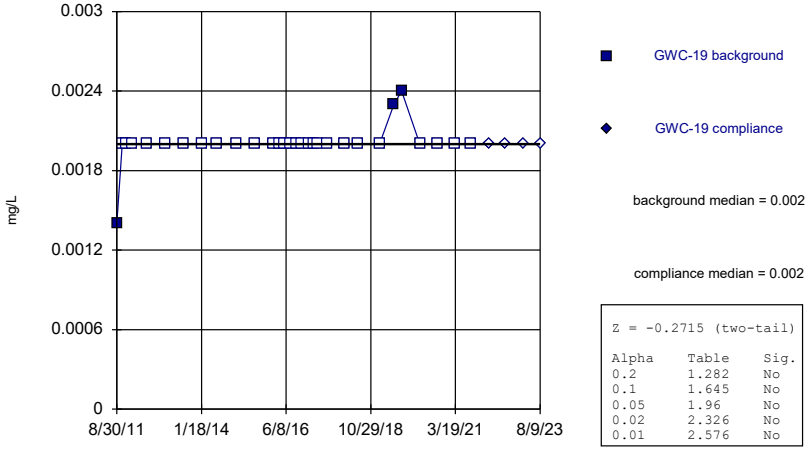

Z = -0.2715 (two-tail)

Alpha	Table	Sig.
0.2	1.282	No
0.1	1.645	No
0.05	1.96	No
0.02	2.326	No
0.01	2.576	No

Constituent: Chromium Analysis Run 8/13/2024 10:13 AM View: Appendix I Mann-Whitney
Plant Wansley Client: Southern Company Data: Wansley Landfill

Sanitas™ v.10.0.20 Software licensed to Groundwater Stats Consulting. UG
Hollow symbols indicate censored values.

Mann-Whitney (Wilcoxon Rank Sum)

GWC-20

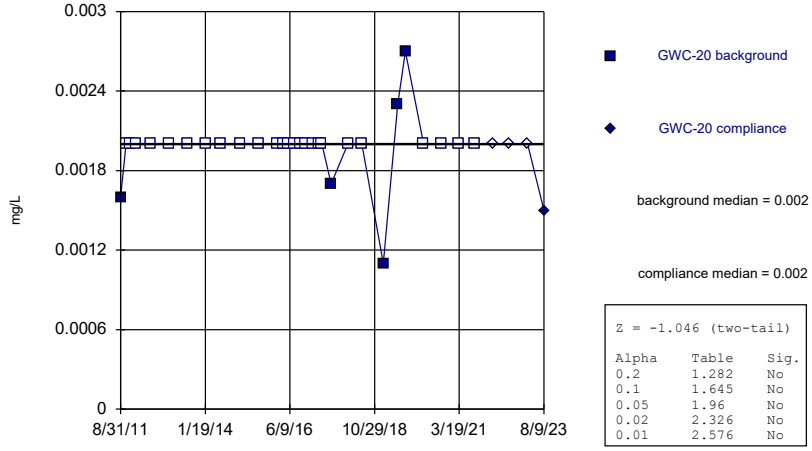

Z = -1.046 (two-tail)

Alpha	Table	Sig.
0.2	1.282	No
0.1	1.645	No
0.05	1.96	No
0.02	2.326	No
0.01	2.576	No

Constituent: Chromium Analysis Run 8/13/2024 10:13 AM View: Appendix I Mann-Whitney
Plant Wansley Client: Southern Company Data: Wansley Landfill

Sanitas™ v.10.0.20 Software licensed to Groundwater Stats Consulting. UG
Hollow symbols indicate censored values.

Mann-Whitney (Wilcoxon Rank Sum)

GWC-21

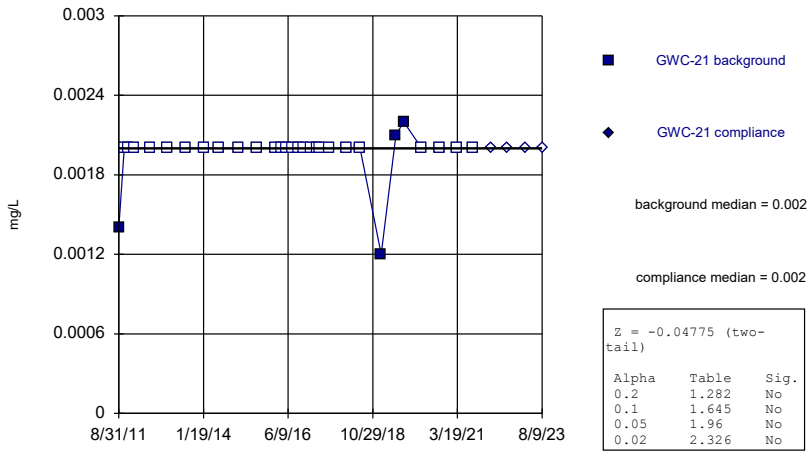

Z = -0.04775 (two-tail)

Alpha	Table	Sig.
0.2	1.282	No
0.1	1.645	No
0.05	1.96	No
0.02	2.326	No

Constituent: Chromium Analysis Run 8/13/2024 10:13 AM View: Appendix I Mann-Whitney
Plant Wansley Client: Southern Company Data: Wansley Landfill

Sanitas™ v.10.0.20 Software licensed to Groundwater Stats Consulting. UG
Hollow symbols indicate censored values.

Mann-Whitney (Wilcoxon Rank Sum)

GWC-22

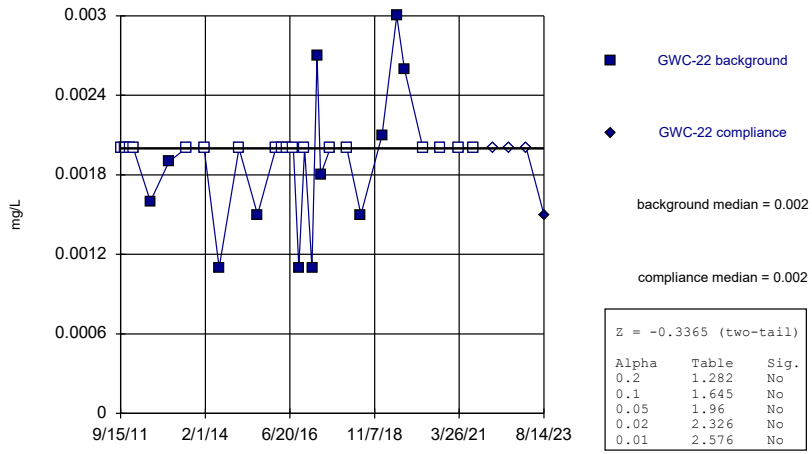

Z = -0.3365 (two-tail)

Alpha	Table	Sig.
0.2	1.282	No
0.1	1.645	No
0.05	1.96	No
0.02	2.326	No
0.01	2.576	No

Constituent: Chromium Analysis Run 8/13/2024 10:13 AM View: Appendix I Mann-Whitney
Plant Wansley Client: Southern Company Data: Wansley Landfill

Sanitas™ v.10.0.20 Software licensed to Groundwater Stats Consulting. UG
Hollow symbols indicate censored values.

Mann-Whitney (Wilcoxon Rank Sum)

GWC-23

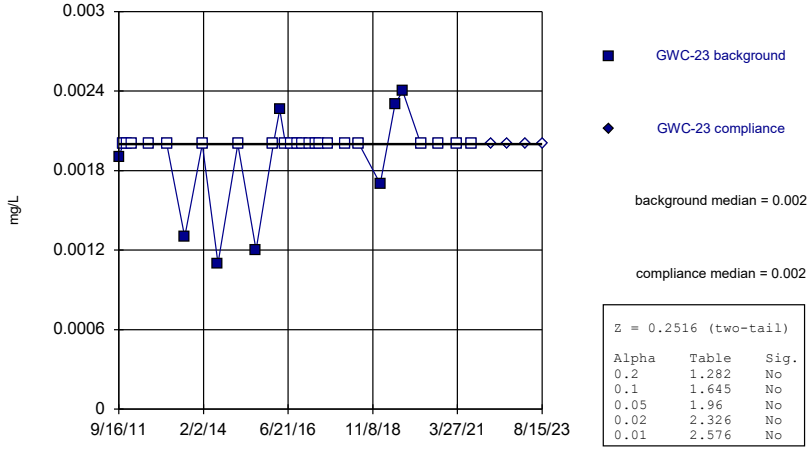

Z = 0.2516 (two-tail)

Alpha	Table	Sig.
0.2	1.282	No
0.1	1.645	No
0.05	1.96	No
0.02	2.326	No
0.01	2.576	No

Constituent: Chromium Analysis Run 8/13/2024 10:13 AM View: Appendix I Mann-Whitney
Plant Wansley Client: Southern Company Data: Wansley Landfill

Sanitas™ v.10.0.20 Software licensed to Groundwater Stats Consulting. UG
Hollow symbols indicate censored values.

Mann-Whitney (Wilcoxon Rank Sum)

GWC-24

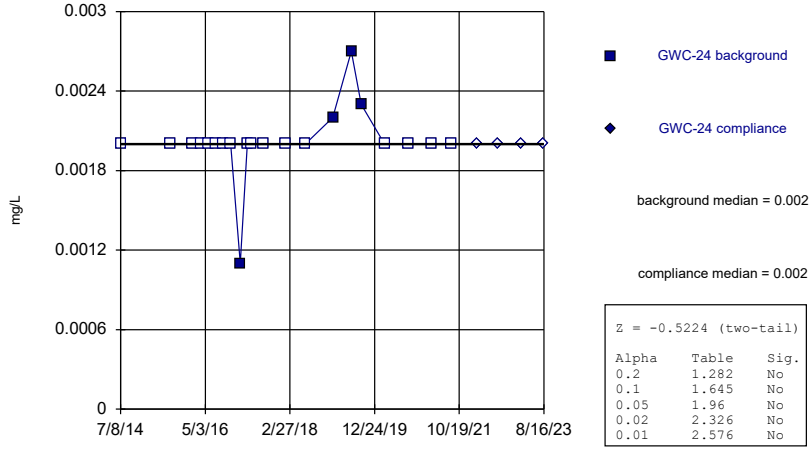

Z = -0.5224 (two-tail)

Alpha	Table	Sig.
0.2	1.282	No
0.1	1.645	No
0.05	1.96	No
0.02	2.326	No
0.01	2.576	No

Constituent: Chromium Analysis Run 8/13/2024 10:13 AM View: Appendix I Mann-Whitney
Plant Wansley Client: Southern Company Data: Wansley Landfill

Sanitas™ v.10.0.20 Software licensed to Groundwater Stats Consulting. UG
Hollow symbols indicate censored values.

Mann-Whitney (Wilcoxon Rank Sum)

GWC-25

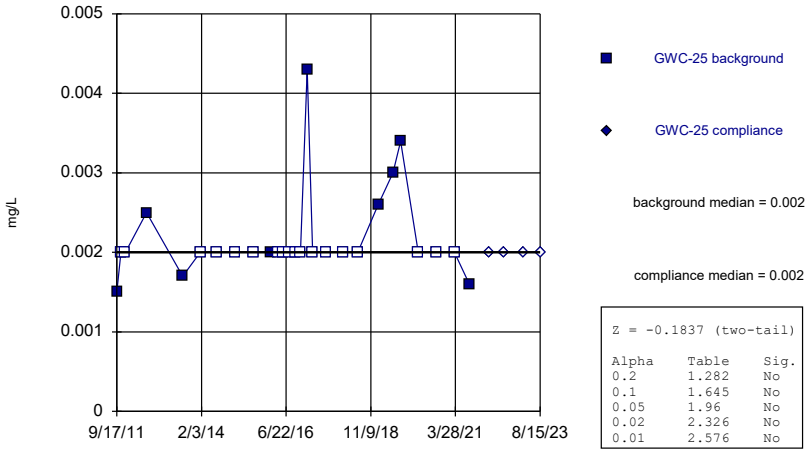

Z = -0.1837 (two-tail)

Alpha	Table	Sig.
0.2	1.282	No
0.1	1.645	No
0.05	1.96	No
0.02	2.326	No
0.01	2.576	No

Constituent: Chromium Analysis Run 8/13/2024 10:13 AM View: Appendix I Mann-Whitney
Plant Wansley Client: Southern Company Data: Wansley Landfill

Sanitas™ v.10.0.20 Software licensed to Groundwater Stats Consulting. UG
Hollow symbols indicate censored values.

Mann-Whitney (Wilcoxon Rank Sum)

GWC-26

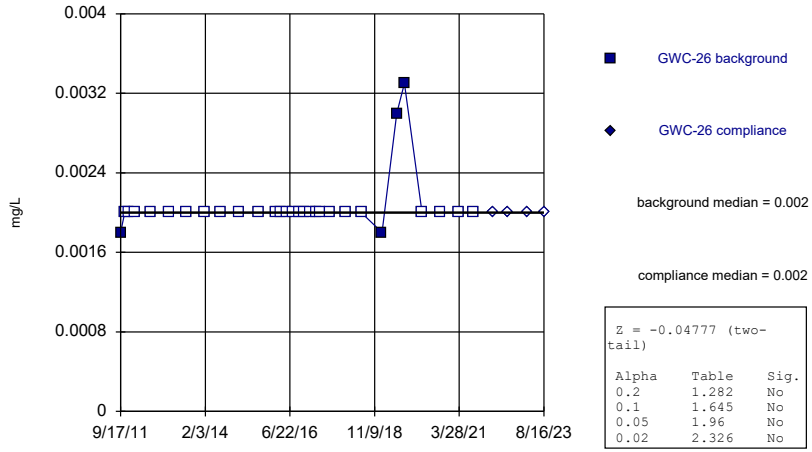

Z = -0.04777 (two-tail)

Alpha	Table	Sig.
0.2	1.282	No
0.1	1.645	No
0.05	1.96	No
0.02	2.326	No

Constituent: Chromium Analysis Run 8/13/2024 10:13 AM View: Appendix I Mann-Whitney
Plant Wansley Client: Southern Company Data: Wansley Landfill

Sanitas™ v.10.0.20 Software licensed to Groundwater Stats Consulting. UG
Hollow symbols indicate censored values.

Mann-Whitney (Wilcoxon Rank Sum)

GWC-27

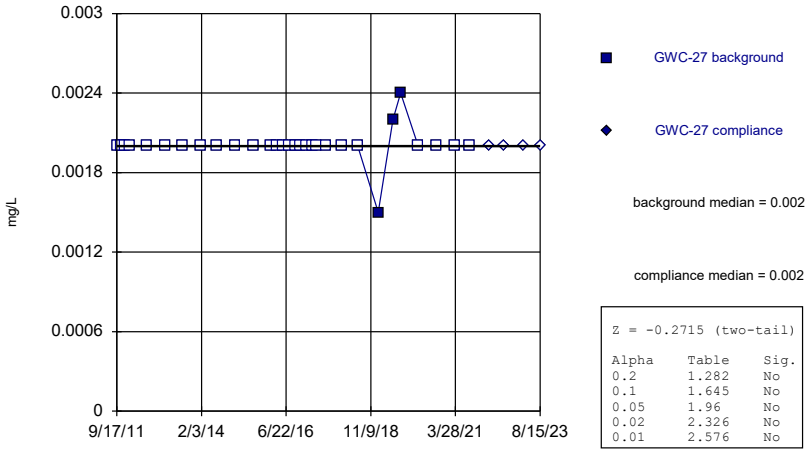

Z = -0.2715 (two-tail)

Alpha	Table	Sig.
0.2	1.282	No
0.1	1.645	No
0.05	1.96	No
0.02	2.326	No
0.01	2.576	No

Constituent: Chromium Analysis Run 8/13/2024 10:13 AM View: Appendix I Mann-Whitney
Plant Wansley Client: Southern Company Data: Wansley Landfill

Sanitas™ v.10.0.20 Software licensed to Groundwater Stats Consulting. UG
Hollow symbols indicate censored values.

Mann-Whitney (Wilcoxon Rank Sum)

GWC-30

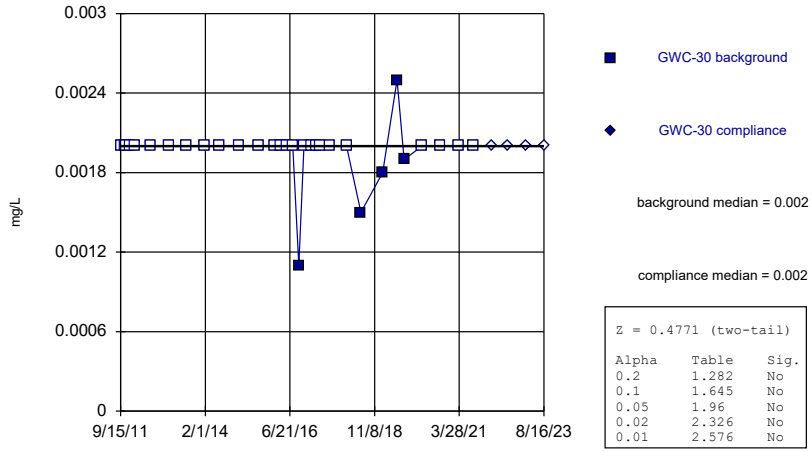

Z = 0.4771 (two-tail)

Alpha	Table	Sig.
0.2	1.282	No
0.1	1.645	No
0.05	1.96	No
0.02	2.326	No
0.01	2.576	No

Constituent: Chromium Analysis Run 8/13/2024 10:13 AM View: Appendix I Mann-Whitney
Plant Wansley Client: Southern Company Data: Wansley Landfill

Sanitas™ v.10.0.20 Software licensed to Groundwater Stats Consulting. UG
Hollow symbols indicate censored values.

Mann-Whitney (Wilcoxon Rank Sum)

GWC-31

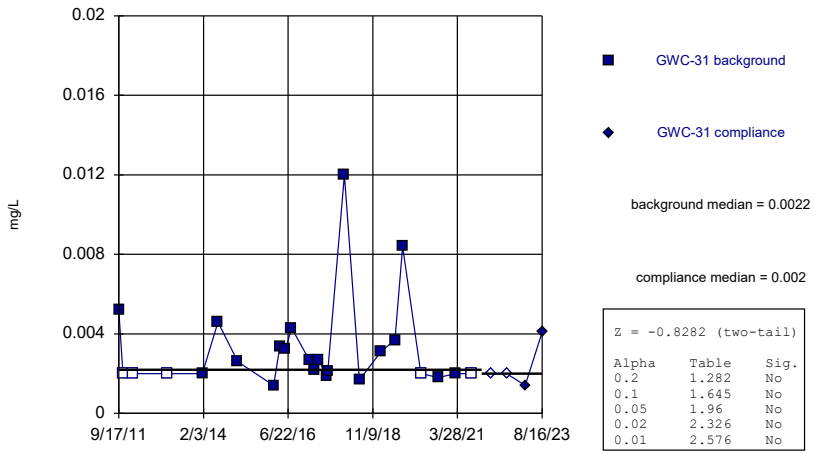

Z = -0.8282 (two-tail)

Alpha	Table	Sig.
0.2	1.282	No
0.1	1.645	No
0.05	1.96	No
0.02	2.326	No
0.01	2.576	No

Constituent: Chromium Analysis Run 8/13/2024 10:13 AM View: Appendix I Mann-Whitney
Plant Wansley Client: Southern Company Data: Wansley Landfill

Sanitas™ v.10.0.20 Software licensed to Groundwater Stats Consulting. UG
Hollow symbols indicate censored values.

Mann-Whitney (Wilcoxon Rank Sum)

GWC-32

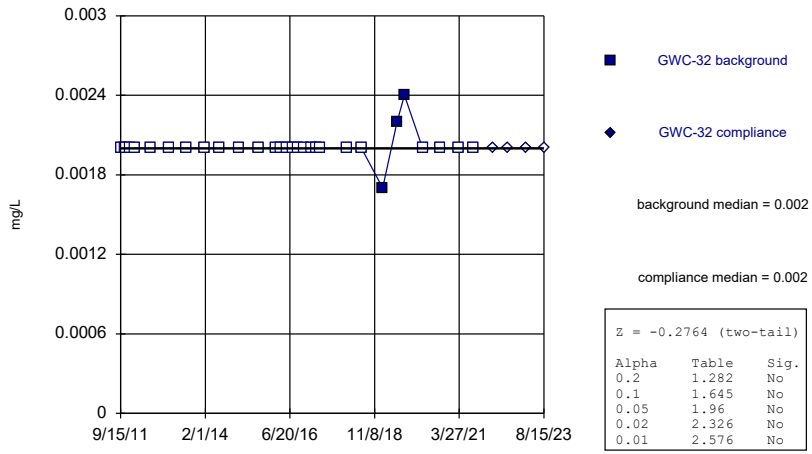

Z = -0.2764 (two-tail)

Alpha	Table	Sig.
0.2	1.282	No
0.1	1.645	No
0.05	1.96	No
0.02	2.326	No
0.01	2.576	No

Constituent: Chromium Analysis Run 8/13/2024 10:13 AM View: Appendix I Mann-Whitney
Plant Wansley Client: Southern Company Data: Wansley Landfill

Sanitas™ v.10.0.20 Software licensed to Groundwater Stats Consulting. UG
Hollow symbols indicate censored values.

Mann-Whitney (Wilcoxon Rank Sum)

GWC-33

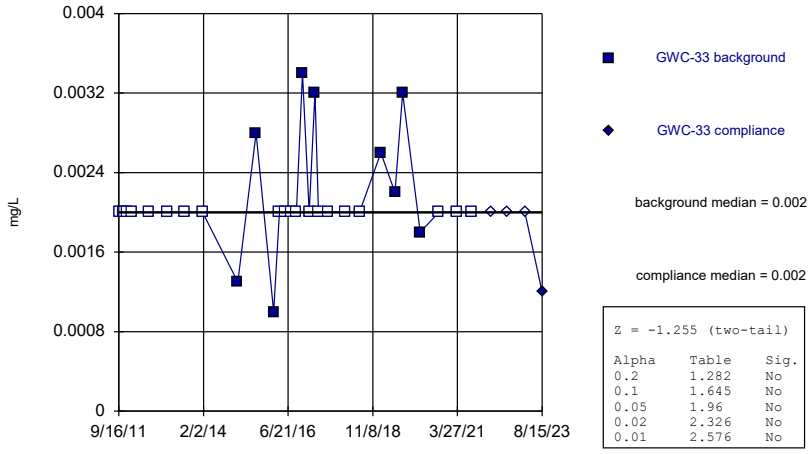

Z = -1.255 (two-tail)

Alpha	Table	Sig.
0.2	1.282	No
0.1	1.645	No
0.05	1.96	No
0.02	2.326	No
0.01	2.576	No

Constituent: Chromium Analysis Run 8/13/2024 10:13 AM View: Appendix I Mann-Whitney
Plant Wansley Client: Southern Company Data: Wansley Landfill

Sanitas™ v.10.0.20 Software licensed to Groundwater Stats Consulting. UG
Hollow symbols indicate censored values.

Mann-Whitney (Wilcoxon Rank Sum)

GWC-34

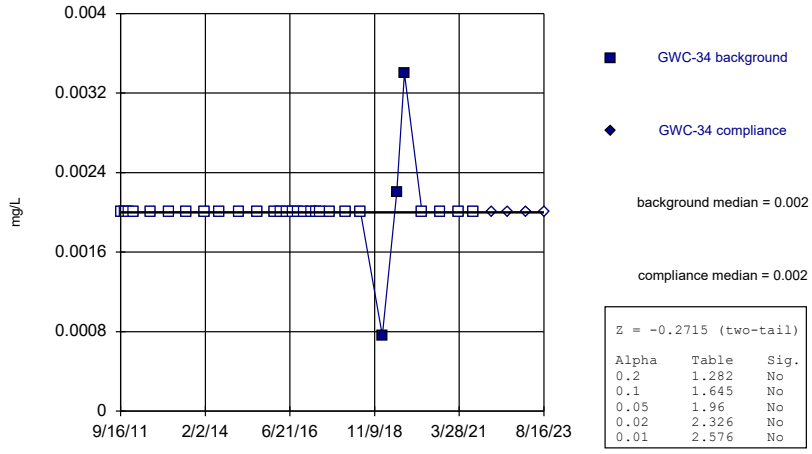

Z = -0.2715 (two-tail)

Alpha	Table	Sig.
0.2	1.282	No
0.1	1.645	No
0.05	1.96	No
0.02	2.326	No
0.01	2.576	No

Constituent: Chromium Analysis Run 8/13/2024 10:13 AM View: Appendix I Mann-Whitney
Plant Wansley Client: Southern Company Data: Wansley Landfill

Sanitas™ v.10.0.20 Software licensed to Groundwater Stats Consulting. UG
Hollow symbols indicate censored values.

Mann-Whitney (Wilcoxon Rank Sum)

GWC-35

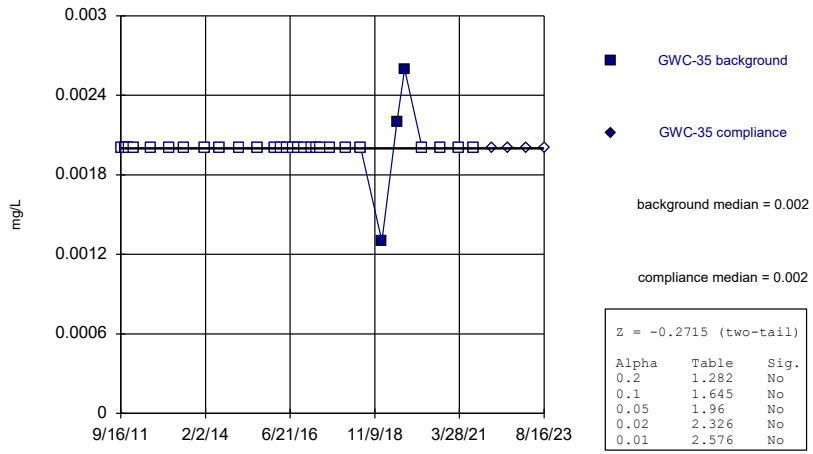

Z = -0.2715 (two-tail)

Alpha	Table	Sig.
0.2	1.282	No
0.1	1.645	No
0.05	1.96	No
0.02	2.326	No
0.01	2.576	No

Constituent: Chromium Analysis Run 8/13/2024 10:13 AM View: Appendix I Mann-Whitney
Plant Wansley Client: Southern Company Data: Wansley Landfill

Sanitas™ v.10.0.20 Software licensed to Groundwater Stats Consulting. UG
Hollow symbols indicate censored values.

Mann-Whitney (Wilcoxon Rank Sum)

GWC-5

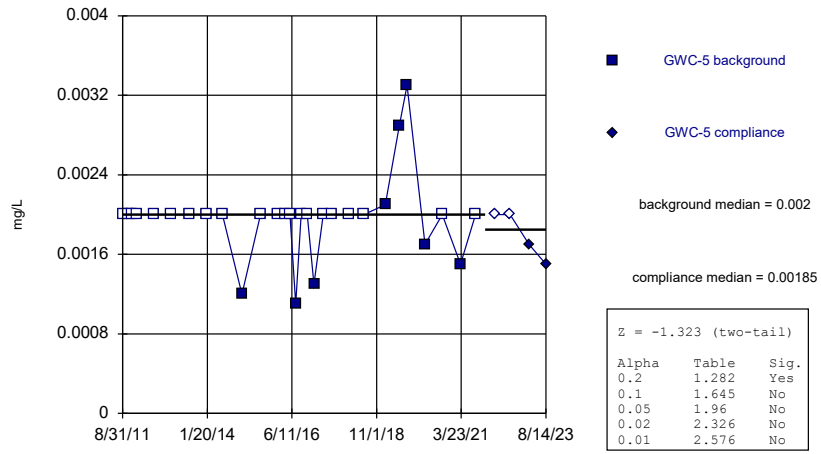

Z = -1.323 (two-tail)

Alpha	Table	Sig.
0.2	1.282	Yes
0.1	1.645	No
0.05	1.96	No
0.02	2.326	No
0.01	2.576	No

Constituent: Chromium Analysis Run 8/13/2024 10:14 AM View: Appendix I Mann-Whitney
Plant Wansley Client: Southern Company Data: Wansley Landfill

Sanitas™ v.10.0.20 Software licensed to Groundwater Stats Consulting. UG
Hollow symbols indicate censored values.

Mann-Whitney (Wilcoxon Rank Sum)

GWC-6

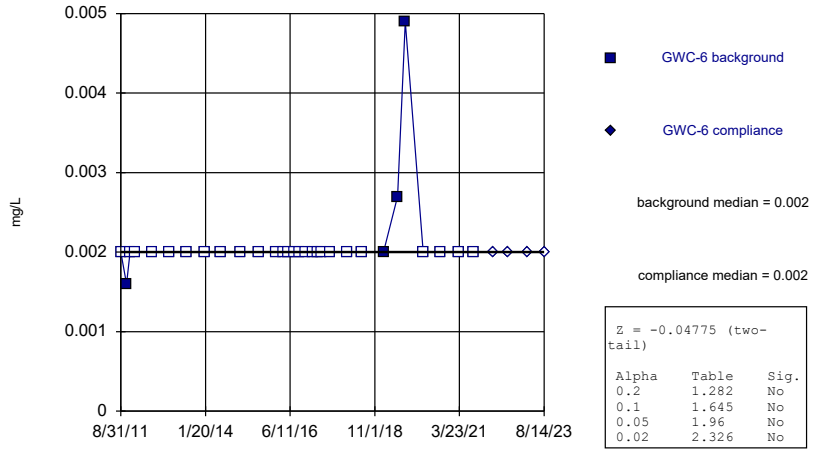

Z = -0.04775 (two-tail)

Alpha	Table	Sig.
0.2	1.282	No
0.1	1.645	No
0.05	1.96	No
0.02	2.326	No

Constituent: Chromium Analysis Run 8/13/2024 10:14 AM View: Appendix I Mann-Whitney
Plant Wansley Client: Southern Company Data: Wansley Landfill

Sanitas™ v.10.0.20 Software licensed to Groundwater Stats Consulting. UG
Hollow symbols indicate censored values.

Mann-Whitney (Wilcoxon Rank Sum)

GWC-7

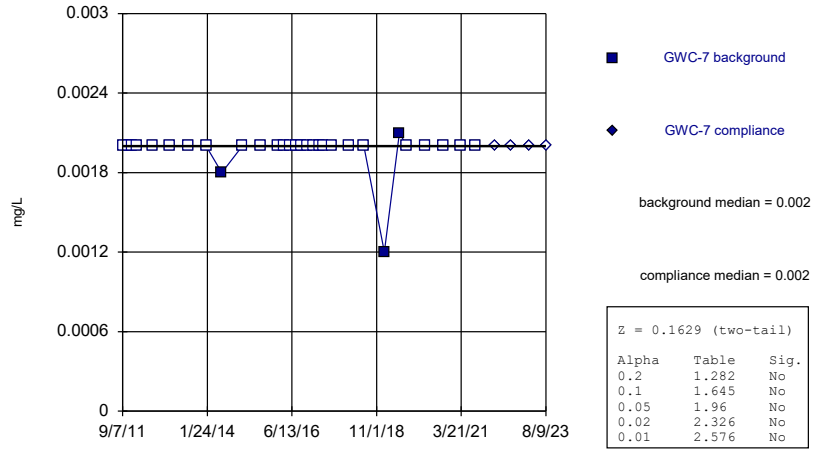

Z = 0.1629 (two-tail)

Alpha	Table	Sig.
0.2	1.282	No
0.1	1.645	No
0.05	1.96	No
0.02	2.326	No
0.01	2.576	No

Constituent: Chromium Analysis Run 8/13/2024 10:14 AM View: Appendix I Mann-Whitney
Plant Wansley Client: Southern Company Data: Wansley Landfill

Sanitas™ v.10.0.20 Software licensed to Groundwater Stats Consulting. UG
Hollow symbols indicate censored values.

Mann-Whitney (Wilcoxon Rank Sum)

GWC-8

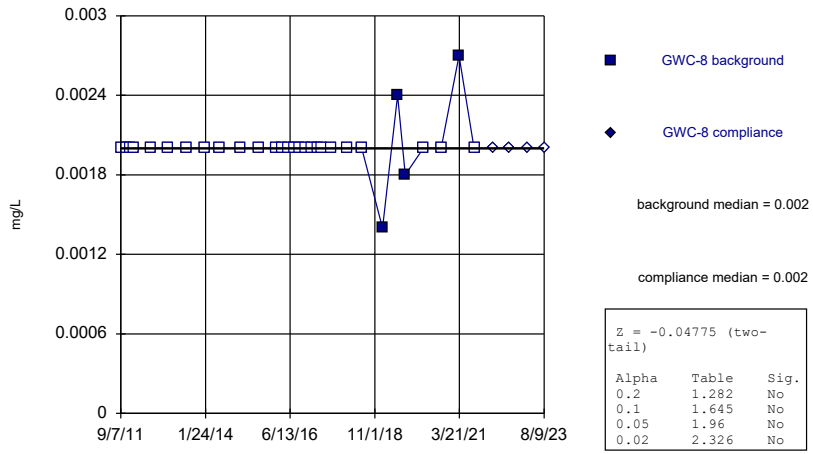

background median = 0.002

compliance median = 0.002

Z = -0.04775 (two-tail)

Alpha	Table	Sig.
0.2	1.282	No
0.1	1.645	No
0.05	1.96	No
0.02	2.326	No

Constituent: Chromium Analysis Run 8/13/2024 10:14 AM View: Appendix I Mann-Whitney
Plant Wansley Client: Southern Company Data: Wansley Landfill

Sanitas™ v.10.0.20 Software licensed to Groundwater Stats Consulting. UG
Hollow symbols indicate censored values.

Mann-Whitney (Wilcoxon Rank Sum)

GWC-9

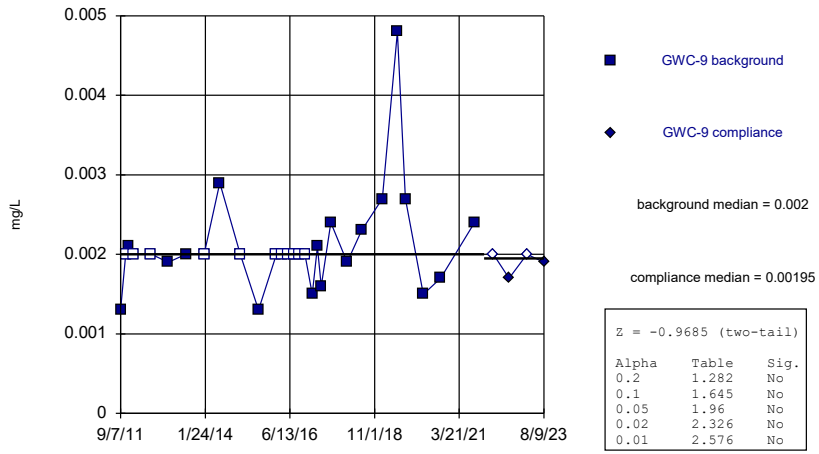

background median = 0.002

compliance median = 0.00195

Z = -0.9685 (two-tail)

Alpha	Table	Sig.
0.2	1.282	No
0.1	1.645	No
0.05	1.96	No
0.02	2.326	No
0.01	2.576	No

Constituent: Chromium Analysis Run 8/13/2024 10:14 AM View: Appendix I Mann-Whitney
Plant Wansley Client: Southern Company Data: Wansley Landfill

Sanitas™ v.10.0.20 Software licensed to Groundwater Stats Consulting. UG
Hollow symbols indicate censored values.

Mann-Whitney (Wilcoxon Rank Sum)

GWA-1 (bg)

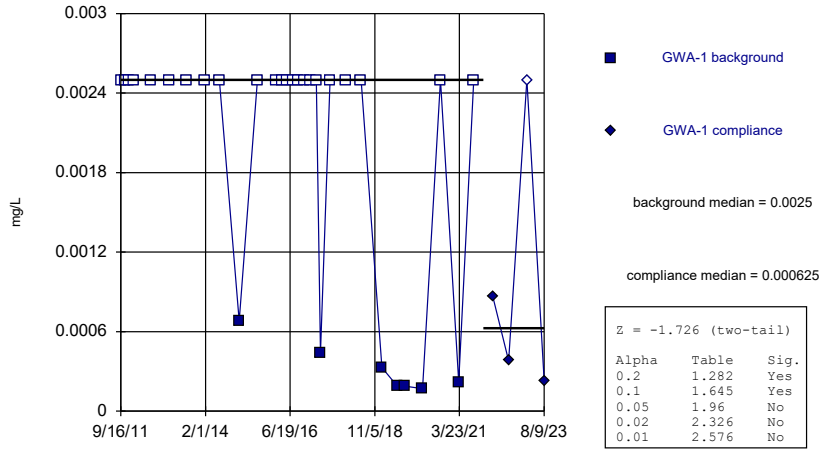

background median = 0.0025

compliance median = 0.000625

Z = -1.726 (two-tail)

Alpha	Table	Sig.
0.2	1.282	Yes
0.1	1.645	Yes
0.05	1.96	No
0.02	2.326	No
0.01	2.576	No

Constituent: Cobalt Analysis Run 8/13/2024 10:14 AM View: Appendix I Mann-Whitney
Plant Wansley Client: Southern Company Data: Wansley Landfill

Sanitas™ v.10.0.20 Software licensed to Groundwater Stats Consulting. UG
Hollow symbols indicate censored values.

Mann-Whitney (Wilcoxon Rank Sum)

GWA-2 (bg)

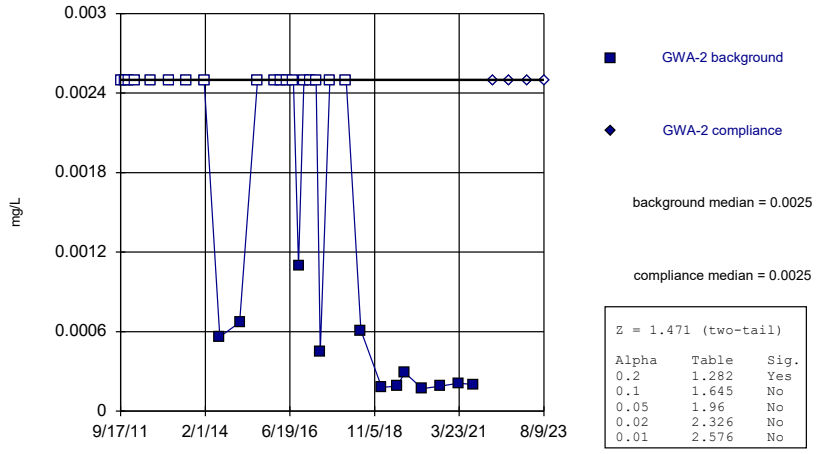

background median = 0.0025

compliance median = 0.0025

Z = 1.471 (two-tail)

Alpha	Table	Sig.
0.2	1.282	Yes
0.1	1.645	No
0.05	1.96	No
0.02	2.326	No
0.01	2.576	No

Constituent: Cobalt Analysis Run 8/13/2024 10:14 AM View: Appendix I Mann-Whitney
Plant Wansley Client: Southern Company Data: Wansley Landfill

Sanitas™ v.10.0.20 Software licensed to Groundwater Stats Consulting. UG
Hollow symbols indicate censored values.

Mann-Whitney (Wilcoxon Rank Sum)

GWA-29 (bg)

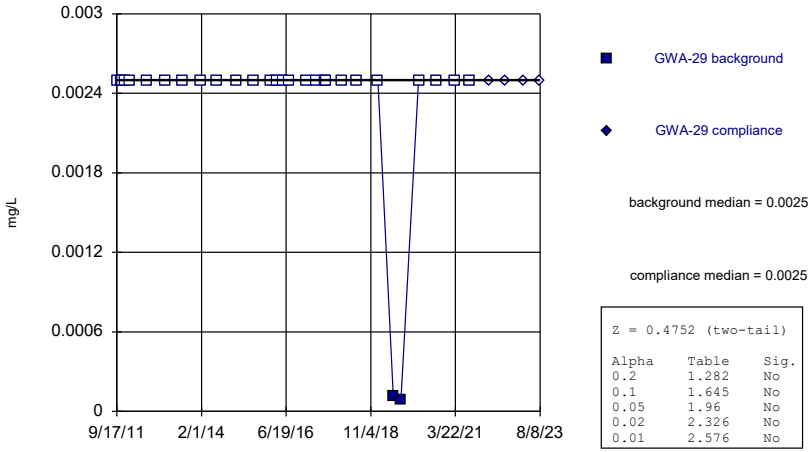

Z = 0.4752 (two-tail)

Alpha	Table	Sig.
0.2	1.282	No
0.1	1.645	No
0.05	1.96	No
0.02	2.326	No
0.01	2.576	No

Constituent: Cobalt Analysis Run 8/13/2024 10:14 AM View: Appendix I Mann-Whitney
Plant Wansley Client: Southern Company Data: Wansley Landfill

Sanitas™ v.10.0.20 Software licensed to Groundwater Stats Consulting. UG
Hollow symbols indicate censored values.

Mann-Whitney (Wilcoxon Rank Sum)

GWA-3 (bg)

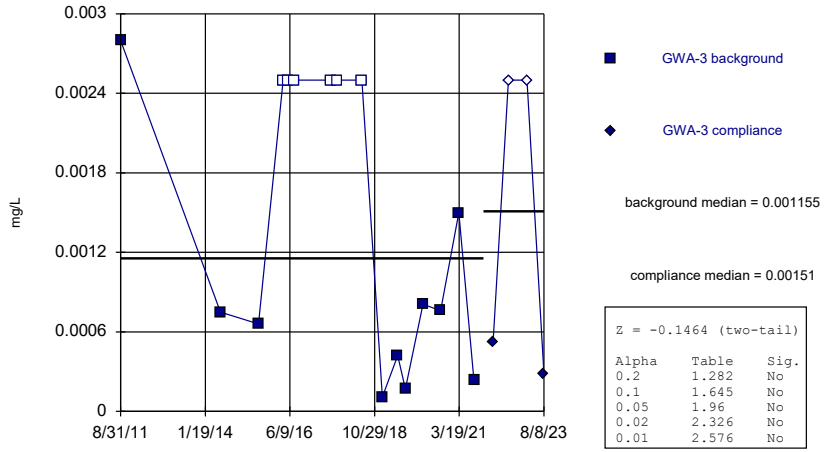

Z = -0.1464 (two-tail)

Alpha	Table	Sig.
0.2	1.282	No
0.1	1.645	No
0.05	1.96	No
0.02	2.326	No
0.01	2.576	No

Constituent: Cobalt Analysis Run 8/13/2024 10:14 AM View: Appendix I Mann-Whitney
Plant Wansley Client: Southern Company Data: Wansley Landfill

Sanitas™ v.10.0.20 Software licensed to Groundwater Stats Consulting. UG
Hollow symbols indicate censored values.

Mann-Whitney (Wilcoxon Rank Sum)

GWA-4 (bg)

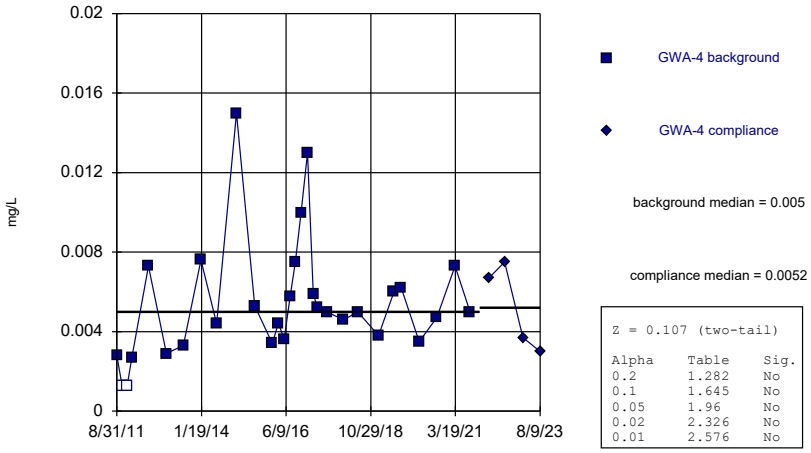

Z = 0.107 (two-tail)

Alpha	Table	Sig.
0.2	1.282	No
0.1	1.645	No
0.05	1.96	No
0.02	2.326	No
0.01	2.576	No

Constituent: Cobalt Analysis Run 8/13/2024 10:14 AM View: Appendix I Mann-Whitney
Plant Wansley Client: Southern Company Data: Wansley Landfill

Sanitas™ v.10.0.20 Software licensed to Groundwater Stats Consulting. UG

Mann-Whitney (Wilcoxon Rank Sum)

GWC-10

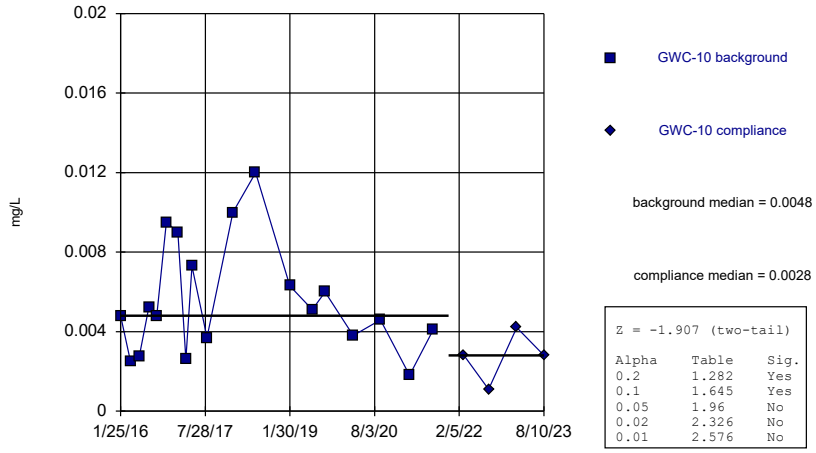

Z = -1.907 (two-tail)

Alpha	Table	Sig.
0.2	1.282	Yes
0.1	1.645	Yes
0.05	1.96	No
0.02	2.326	No
0.01	2.576	No

Constituent: Cobalt Analysis Run 8/13/2024 10:14 AM View: Appendix I Mann-Whitney
Plant Wansley Client: Southern Company Data: Wansley Landfill

Sanitas™ v.10.0.20 Software licensed to Groundwater Stats Consulting. UG

Mann-Whitney (Wilcoxon Rank Sum)

GWC-11

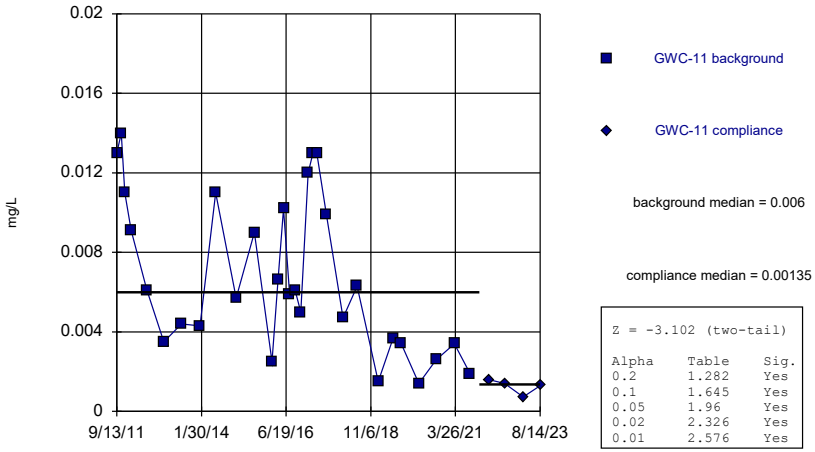

Z = -3.102 (two-tail)

Alpha	Table	Sig.
0.2	1.282	Yes
0.1	1.645	Yes
0.05	1.96	Yes
0.02	2.326	Yes
0.01	2.576	Yes

Constituent: Cobalt Analysis Run 8/13/2024 10:14 AM View: Appendix I Mann-Whitney
Plant Wansley Client: Southern Company Data: Wansley Landfill

Sanitas™ v.10.0.20 Software licensed to Groundwater Stats Consulting. UG
Hollow symbols indicate censored values.

Mann-Whitney (Wilcoxon Rank Sum)

GWC-12

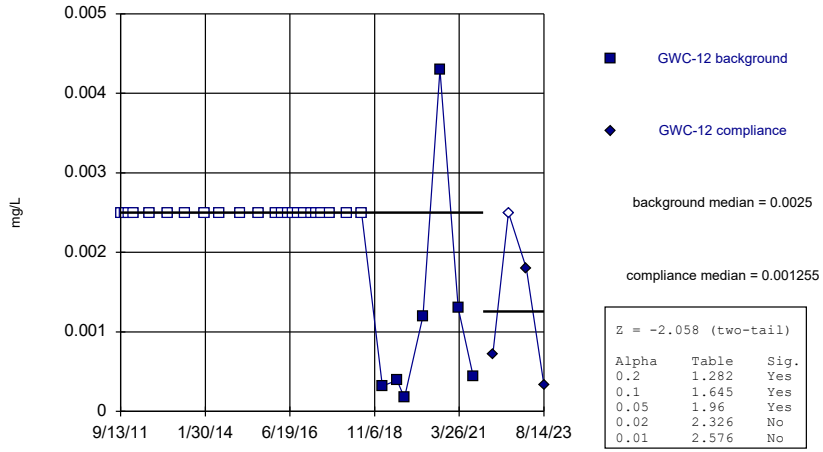

Z = -2.058 (two-tail)

Alpha	Table	Sig.
0.2	1.282	Yes
0.1	1.645	Yes
0.05	1.96	Yes
0.02	2.326	No
0.01	2.576	No

Constituent: Cobalt Analysis Run 8/13/2024 10:14 AM View: Appendix I Mann-Whitney
Plant Wansley Client: Southern Company Data: Wansley Landfill

Sanitas™ v.10.0.20 Software licensed to Groundwater Stats Consulting. UG

Mann-Whitney (Wilcoxon Rank Sum)

GWC-14

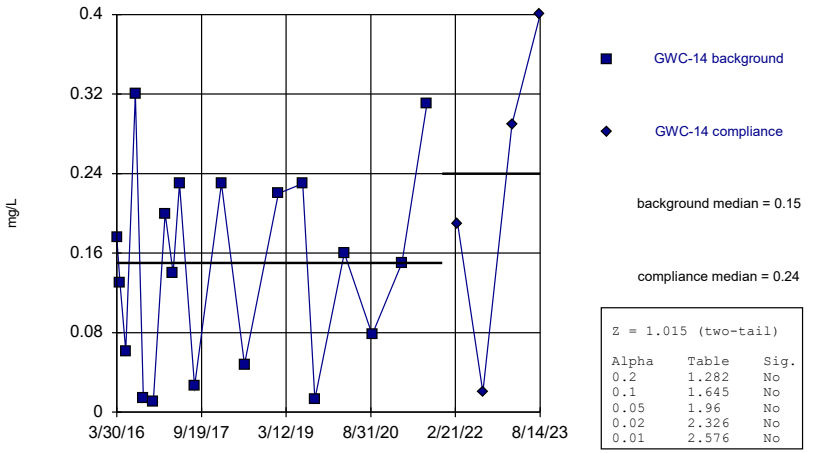

Z = 1.015 (two-tail)

Alpha	Table	Sig.
0.2	1.282	No
0.1	1.645	No
0.05	1.96	No
0.02	2.326	No
0.01	2.576	No

Constituent: Cobalt Analysis Run 8/13/2024 10:14 AM View: Appendix I Mann-Whitney
Plant Wansley Client: Southern Company Data: Wansley Landfill

Sanitas™ v.10.0.20 Software licensed to Groundwater Stats Consulting. UG
Hollow symbols indicate censored values.

Mann-Whitney (Wilcoxon Rank Sum)

GWC-15

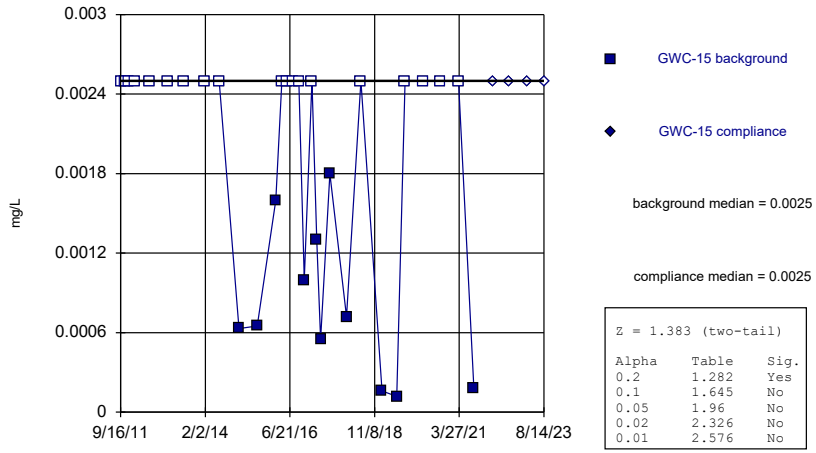

Z = 1.383 (two-tail)

Alpha	Table	Sig.
0.2	1.282	Yes
0.1	1.645	No
0.05	1.96	No
0.02	2.326	No
0.01	2.576	No

Constituent: Cobalt Analysis Run 8/13/2024 10:14 AM View: Appendix I Mann-Whitney
Plant Wansley Client: Southern Company Data: Wansley Landfill

Sanitas™ v.10.0.20 Software licensed to Groundwater Stats Consulting. UG
Hollow symbols indicate censored values.

Mann-Whitney (Wilcoxon Rank Sum)

GWC-16

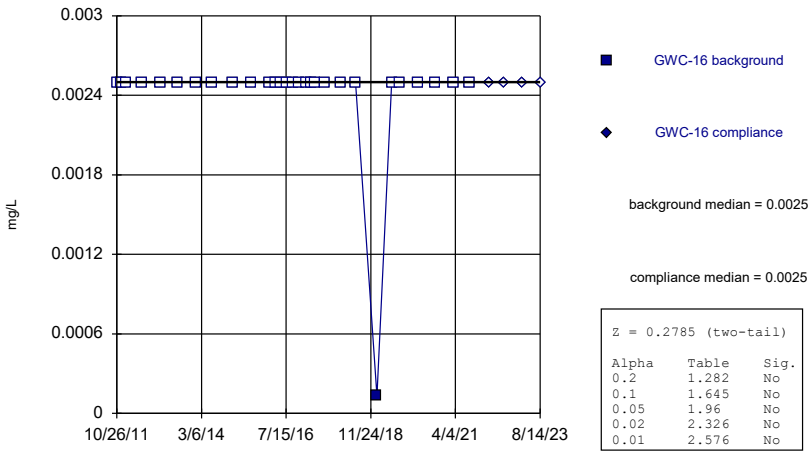

Z = 0.2785 (two-tail)

Alpha	Table	Sig.
0.2	1.282	No
0.1	1.645	No
0.05	1.96	No
0.02	2.326	No
0.01	2.576	No

Constituent: Cobalt Analysis Run 8/13/2024 10:14 AM View: Appendix I Mann-Whitney
Plant Wansley Client: Southern Company Data: Wansley Landfill

Sanitas™ v.10.0.20 Software licensed to Groundwater Stats Consulting. UG
Hollow symbols indicate censored values.

Mann-Whitney (Wilcoxon Rank Sum)

GWC-19

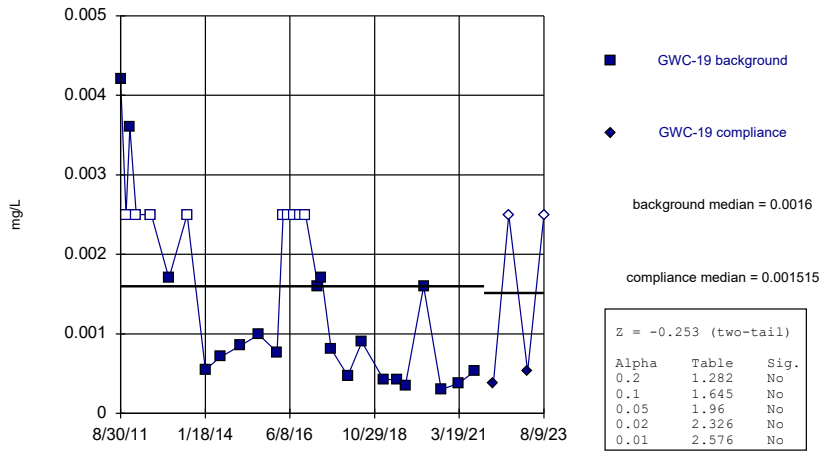

Z = -0.253 (two-tail)

Alpha	Table	Sig.
0.2	1.282	No
0.1	1.645	No
0.05	1.96	No
0.02	2.326	No
0.01	2.576	No

Constituent: Cobalt Analysis Run 8/13/2024 10:14 AM View: Appendix I Mann-Whitney
Plant Wansley Client: Southern Company Data: Wansley Landfill

Sanitas™ v.10.0.20 Software licensed to Groundwater Stats Consulting. UG
Hollow symbols indicate censored values.

Mann-Whitney (Wilcoxon Rank Sum)

GWC-20

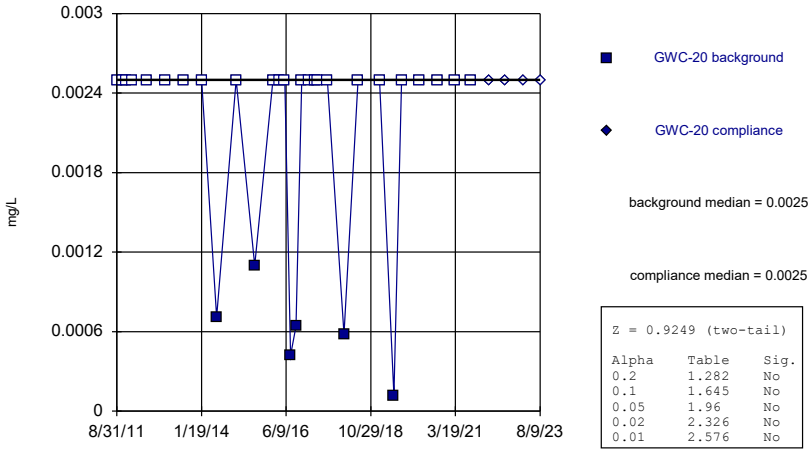

Z = 0.9249 (two-tail)

Alpha	Table	Sig.
0.2	1.282	No
0.1	1.645	No
0.05	1.96	No
0.02	2.326	No
0.01	2.576	No

Constituent: Cobalt Analysis Run 8/13/2024 10:14 AM View: Appendix I Mann-Whitney
Plant Wansley Client: Southern Company Data: Wansley Landfill

Sanitas™ v.10.0.20 Software licensed to Groundwater Stats Consulting. UG
Hollow symbols indicate censored values.

Mann-Whitney (Wilcoxon Rank Sum)

GWC-21

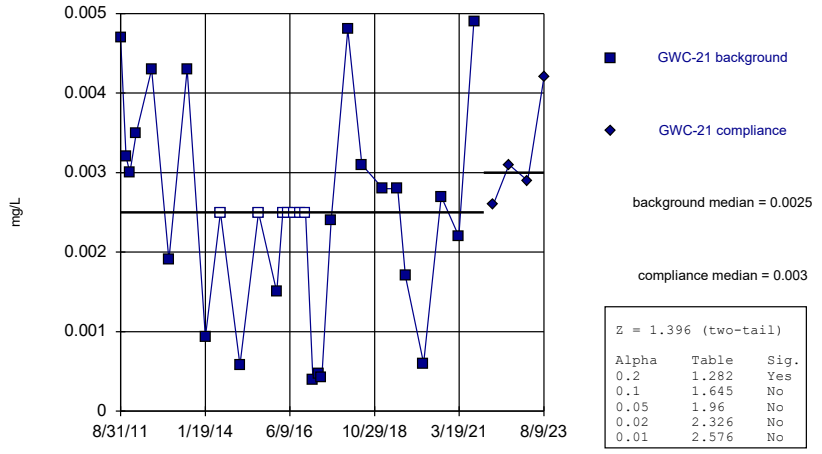

Z = 1.396 (two-tail)

Alpha	Table	Sig.
0.2	1.282	Yes
0.1	1.645	No
0.05	1.96	No
0.02	2.326	No
0.01	2.576	No

Constituent: Cobalt Analysis Run 8/13/2024 10:14 AM View: Appendix I Mann-Whitney
Plant Wansley Client: Southern Company Data: Wansley Landfill

Sanitas™ v.10.0.20 Software licensed to Groundwater Stats Consulting. UG
Hollow symbols indicate censored values.

Mann-Whitney (Wilcoxon Rank Sum)

GWC-22

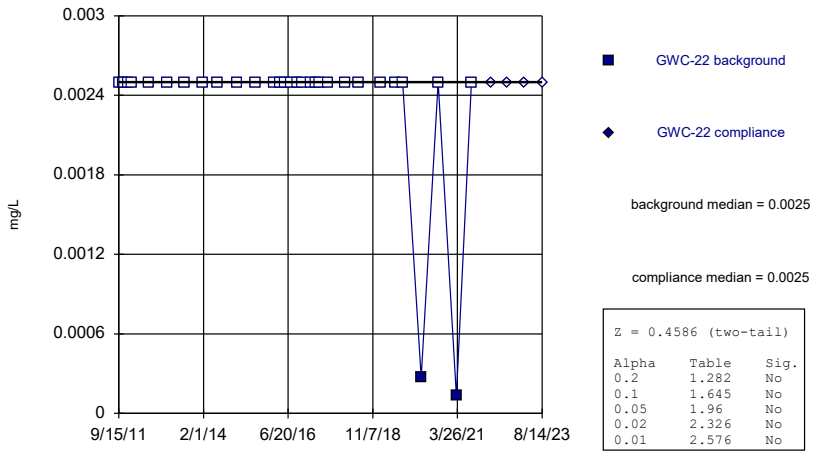

Z = 0.4586 (two-tail)

Alpha	Table	Sig.
0.2	1.282	No
0.1	1.645	No
0.05	1.96	No
0.02	2.326	No
0.01	2.576	No

Constituent: Cobalt Analysis Run 8/13/2024 10:14 AM View: Appendix I Mann-Whitney
Plant Wansley Client: Southern Company Data: Wansley Landfill

Sanitas™ v.10.0.20 Software licensed to Groundwater Stats Consulting. UG
Hollow symbols indicate censored values.

Mann-Whitney (Wilcoxon Rank Sum)

GWC-23

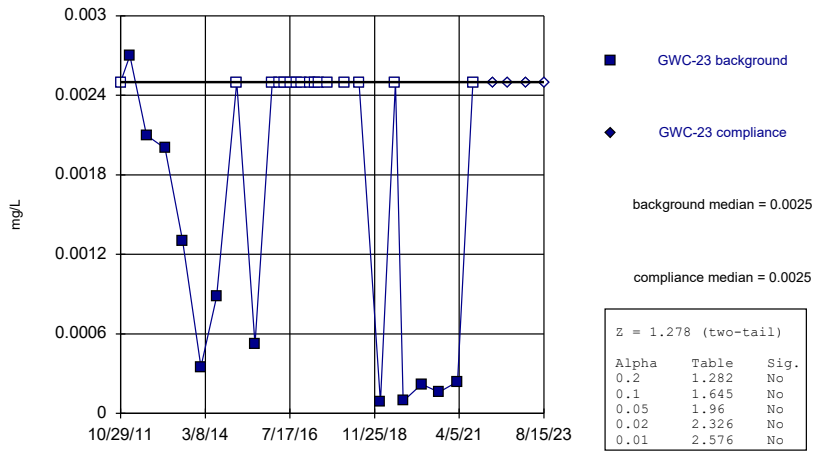

Z = 1.278 (two-tail)

Alpha	Table	Sig.
0.2	1.282	No
0.1	1.645	No
0.05	1.96	No
0.02	2.326	No
0.01	2.576	No

Constituent: Cobalt Analysis Run 8/13/2024 10:14 AM View: Appendix I Mann-Whitney
Plant Wansley Client: Southern Company Data: Wansley Landfill

Sanitas™ v.10.0.20 Software licensed to Groundwater Stats Consulting. UG
Hollow symbols indicate censored values.

Mann-Whitney (Wilcoxon Rank Sum)

GWC-24

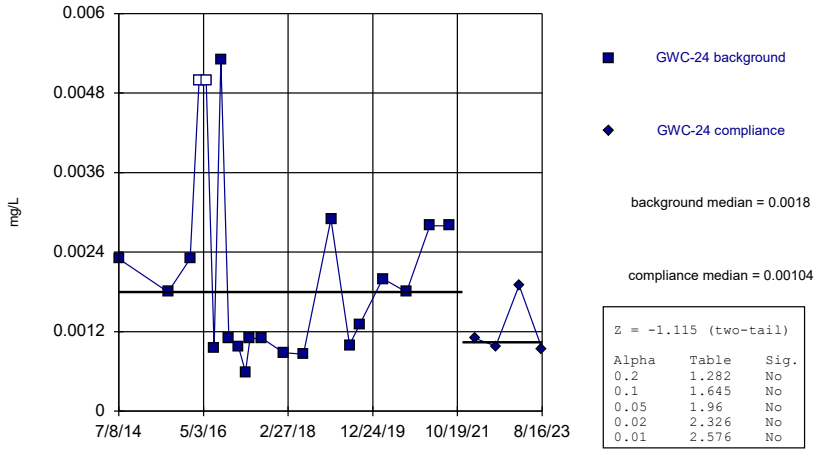

Z = -1.115 (two-tail)

Alpha	Table	Sig.
0.2	1.282	No
0.1	1.645	No
0.05	1.96	No
0.02	2.326	No
0.01	2.576	No

Constituent: Cobalt Analysis Run 8/13/2024 10:14 AM View: Appendix I Mann-Whitney
Plant Wansley Client: Southern Company Data: Wansley Landfill

Sanitas™ v.10.0.20 Software licensed to Groundwater Stats Consulting. UG
Hollow symbols indicate censored values.

Mann-Whitney (Wilcoxon Rank Sum)

GWC-25

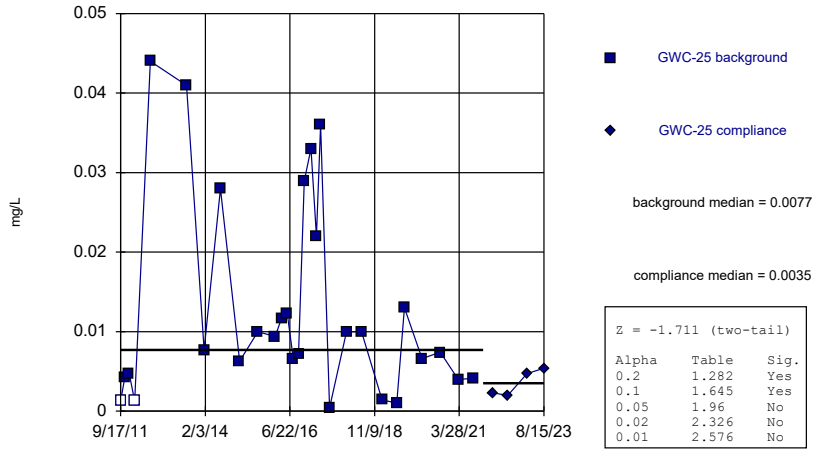

Z = -1.711 (two-tail)

Alpha	Table	Sig.
0.2	1.282	Yes
0.1	1.645	Yes
0.05	1.96	No
0.02	2.326	No
0.01	2.576	No

Constituent: Cobalt Analysis Run 8/13/2024 10:14 AM View: Appendix I Mann-Whitney
Plant Wansley Client: Southern Company Data: Wansley Landfill

Sanitas™ v.10.0.20 Software licensed to Groundwater Stats Consulting. UG
Hollow symbols indicate censored values.

Mann-Whitney (Wilcoxon Rank Sum)

GWC-26

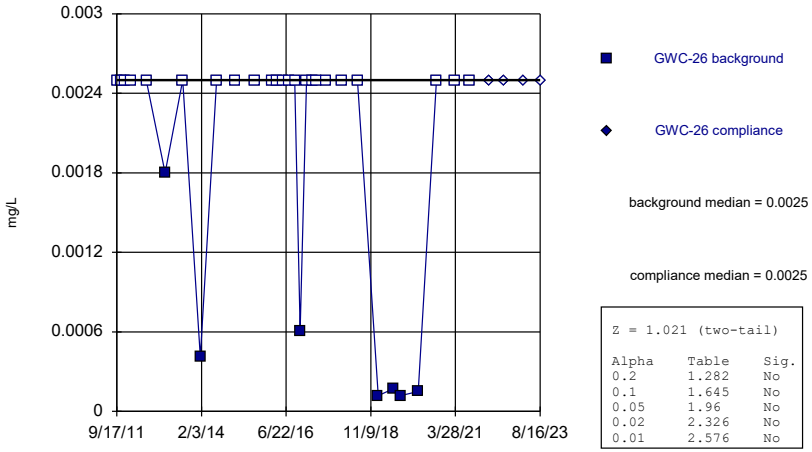

Z = 1.021 (two-tail)

Alpha	Table	Sig.
0.2	1.282	No
0.1	1.645	No
0.05	1.96	No
0.02	2.326	No
0.01	2.576	No

Constituent: Cobalt Analysis Run 8/13/2024 10:14 AM View: Appendix I Mann-Whitney
Plant Wansley Client: Southern Company Data: Wansley Landfill

Sanitas™ v.10.0.20 Software licensed to Groundwater Stats Consulting. UG
Hollow symbols indicate censored values.

Mann-Whitney (Wilcoxon Rank Sum)

GWC-27

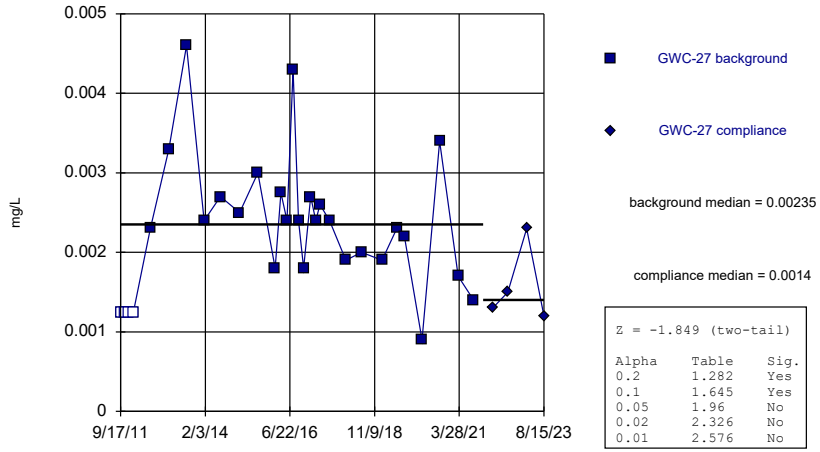

Z = -1.849 (two-tail)

Alpha	Table	Sig.
0.2	1.282	Yes
0.1	1.645	Yes
0.05	1.96	No
0.02	2.326	No
0.01	2.576	No

Constituent: Cobalt Analysis Run 8/13/2024 10:14 AM View: Appendix I Mann-Whitney
Plant Wansley Client: Southern Company Data: Wansley Landfill

Sanitas™ v.10.0.20 Software licensed to Groundwater Stats Consulting. UG
Hollow symbols indicate censored values.

Mann-Whitney (Wilcoxon Rank Sum)

GWC-31

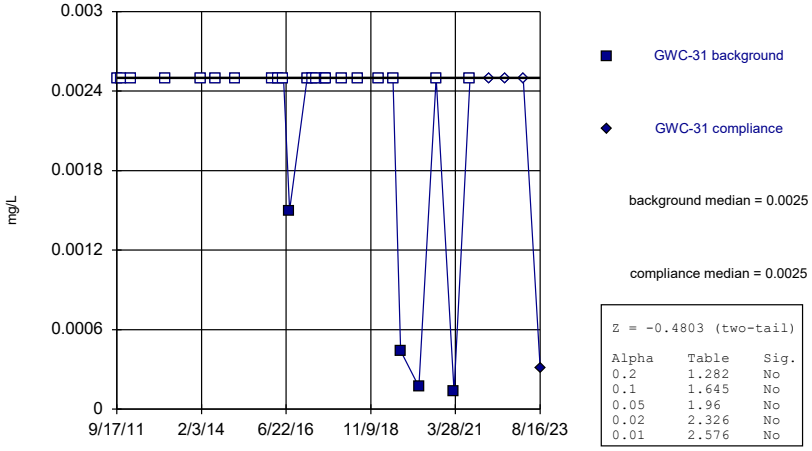

Z = -0.4803 (two-tail)

Alpha	Table	Sig.
0.2	1.282	No
0.1	1.645	No
0.05	1.96	No
0.02	2.326	No
0.01	2.576	No

Constituent: Cobalt Analysis Run 8/13/2024 10:14 AM View: Appendix I Mann-Whitney
Plant Wansley Client: Southern Company Data: Wansley Landfill

Sanitas™ v.10.0.20 Software licensed to Groundwater Stats Consulting. UG
Hollow symbols indicate censored values.

Mann-Whitney (Wilcoxon Rank Sum)

GWC-32

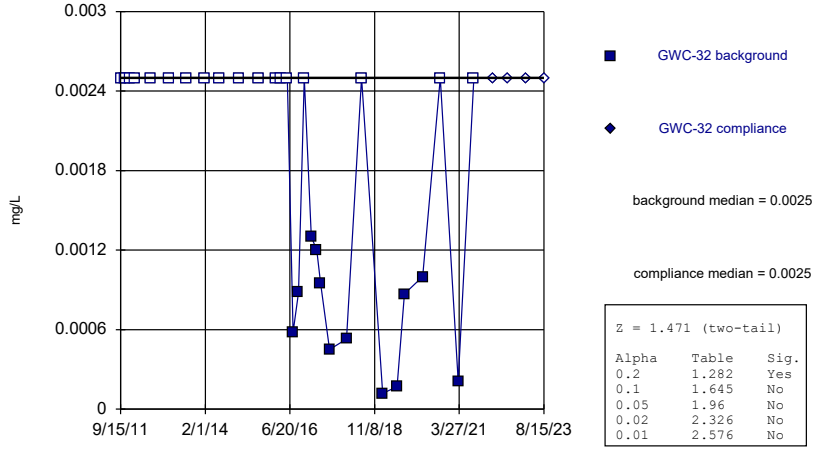

Z = 1.471 (two-tail)

Alpha	Table	Sig.
0.2	1.282	Yes
0.1	1.645	No
0.05	1.96	No
0.02	2.326	No
0.01	2.576	No

Constituent: Cobalt Analysis Run 8/13/2024 10:14 AM View: Appendix I Mann-Whitney
Plant Wansley Client: Southern Company Data: Wansley Landfill

Sanitas™ v.10.0.20 Software licensed to Groundwater Stats Consulting. UG
Hollow symbols indicate censored values.

Mann-Whitney (Wilcoxon Rank Sum)

GWC-33

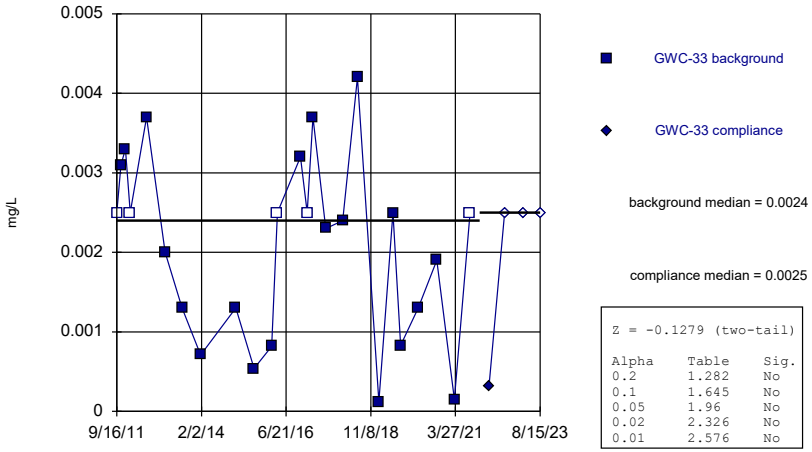

Z = -0.1279 (two-tail)

Alpha	Table	Sig.
0.2	1.282	No
0.1	1.645	No
0.05	1.96	No
0.02	2.326	No
0.01	2.576	No

Constituent: Cobalt Analysis Run 8/13/2024 10:14 AM View: Appendix I Mann-Whitney
Plant Wansley Client: Southern Company Data: Wansley Landfill

Sanitas™ v.10.0.20 Software licensed to Groundwater Stats Consulting. UG
Hollow symbols indicate censored values.

Mann-Whitney (Wilcoxon Rank Sum)

GWC-34

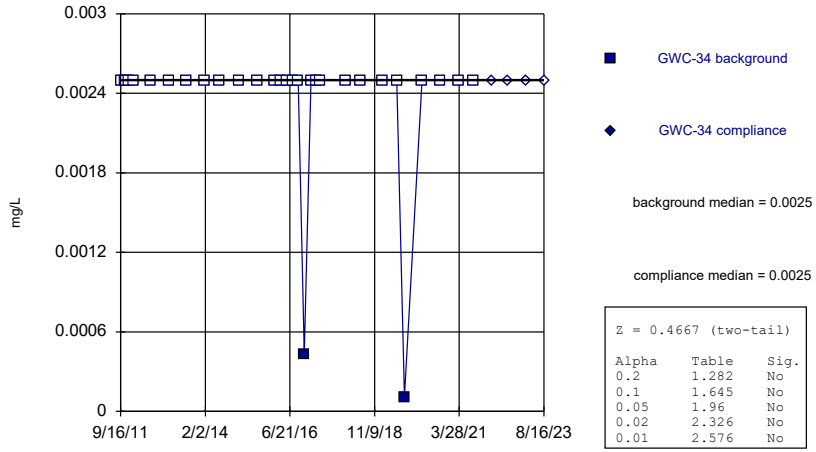

Z = 0.4667 (two-tail)

Alpha	Table	Sig.
0.2	1.282	No
0.1	1.645	No
0.05	1.96	No
0.02	2.326	No
0.01	2.576	No

Constituent: Cobalt Analysis Run 8/13/2024 10:14 AM View: Appendix I Mann-Whitney
Plant Wansley Client: Southern Company Data: Wansley Landfill

Sanitas™ v.10.0.20 Software licensed to Groundwater Stats Consulting. UG
Hollow symbols indicate censored values.

Mann-Whitney (Wilcoxon Rank Sum)

GWC-35

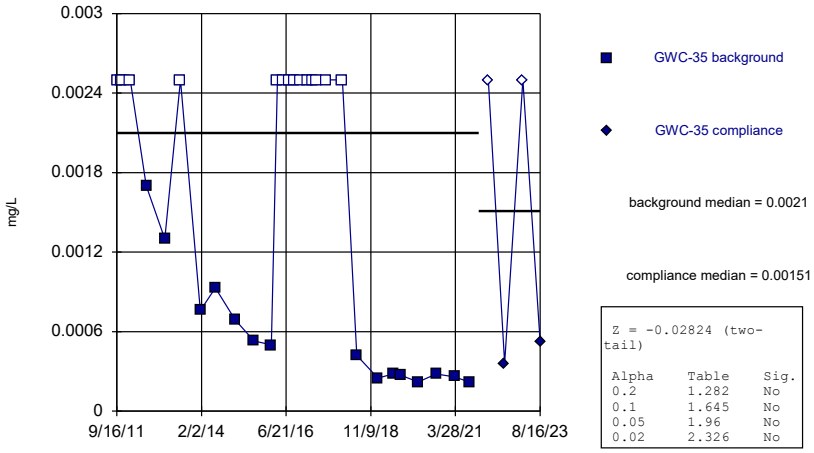

Z = -0.02824 (two-tail)

Alpha	Table	Sig.
0.2	1.282	No
0.1	1.645	No
0.05	1.96	No
0.02	2.326	No

Constituent: Cobalt Analysis Run 8/13/2024 10:14 AM View: Appendix I Mann-Whitney
Plant Wansley Client: Southern Company Data: Wansley Landfill

Sanitas™ v.10.0.20 Software licensed to Groundwater Stats Consulting. UG

Mann-Whitney (Wilcoxon Rank Sum)

GWC-5

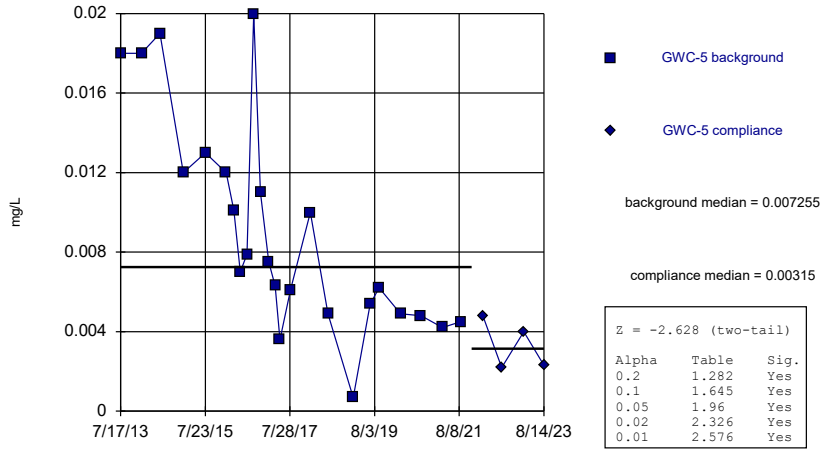

Z = -2.628 (two-tail)

Alpha	Table	Sig.
0.2	1.282	Yes
0.1	1.645	Yes
0.05	1.96	Yes
0.02	2.326	Yes
0.01	2.576	Yes

Constituent: Cobalt Analysis Run 8/13/2024 10:14 AM View: Appendix I Mann-Whitney
Plant Wansley Client: Southern Company Data: Wansley Landfill

Sanitas™ v.10.0.20 Software licensed to Groundwater Stats Consulting. UG

Mann-Whitney (Wilcoxon Rank Sum)

GWC-6

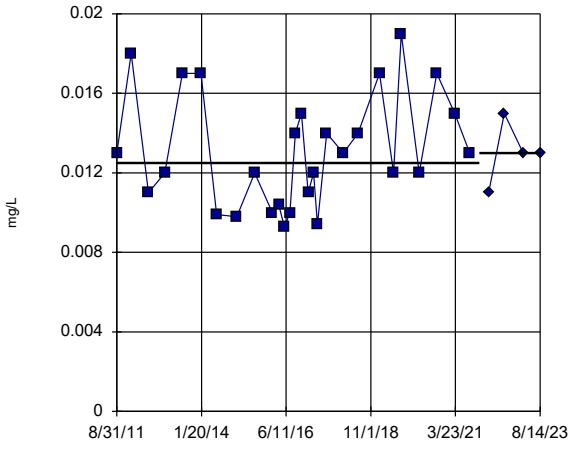

GWC-6 background

GWC-6 compliance

background median = 0.0125

compliance median = 0.013

Z = 0.2006 (two-tail)

Alpha	Table	Sig.
0.2	1.282	No
0.1	1.645	No
0.05	1.96	No
0.02	2.326	No
0.01	2.576	No

Constituent: Cobalt Analysis Run 8/13/2024 10:14 AM View: Appendix I Mann-Whitney
Plant Wansley Client: Southern Company Data: Wansley Landfill

Sanitas™ v.10.0.20 Software licensed to Groundwater Stats Consulting. UG

Mann-Whitney (Wilcoxon Rank Sum)

GWC-7

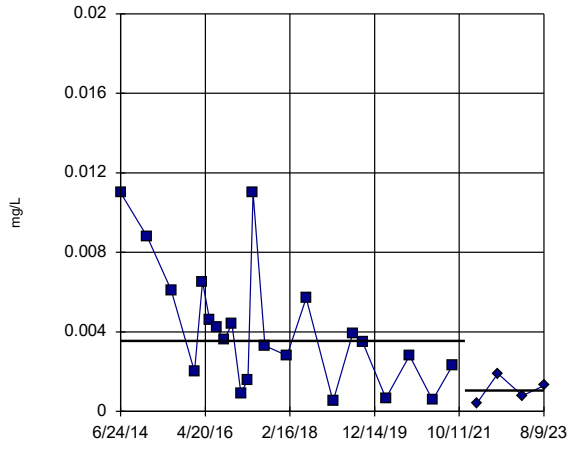

GWC-7 background

GWC-7 compliance

background median = 0.00355

compliance median = 0.001045

Z = -2.31 (two-tail)

Alpha	Table	Sig.
0.2	1.282	Yes
0.1	1.645	Yes
0.05	1.96	Yes
0.02	2.326	No
0.01	2.576	No

Constituent: Cobalt Analysis Run 8/13/2024 10:14 AM View: Appendix I Mann-Whitney
Plant Wansley Client: Southern Company Data: Wansley Landfill

Sanitas™ v.10.0.20 Software licensed to Groundwater Stats Consulting. UG

Mann-Whitney (Wilcoxon Rank Sum)

GWC-8

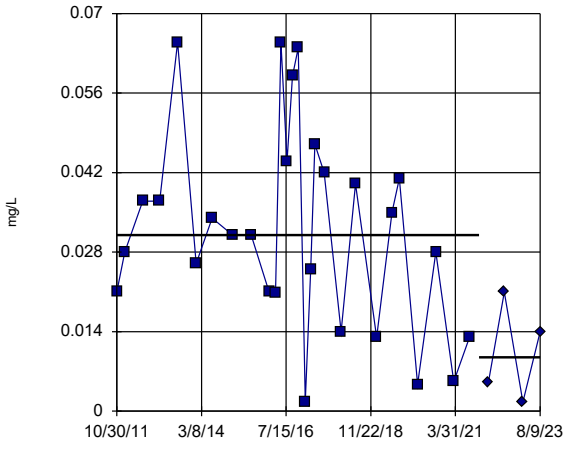

GWC-8 background

GWC-8 compliance

background median = 0.031

compliance median = 0.0095

Z = -2.338 (two-tail)

Alpha	Table	Sig.
0.2	1.282	Yes
0.1	1.645	Yes
0.05	1.96	Yes
0.02	2.326	Yes
0.01	2.576	No

Constituent: Cobalt Analysis Run 8/13/2024 10:14 AM View: Appendix I Mann-Whitney
Plant Wansley Client: Southern Company Data: Wansley Landfill

Sanitas™ v.10.0.20 Software licensed to Groundwater Stats Consulting. UG
Hollow symbols indicate censored values.

Mann-Whitney (Wilcoxon Rank Sum)

GWC-9

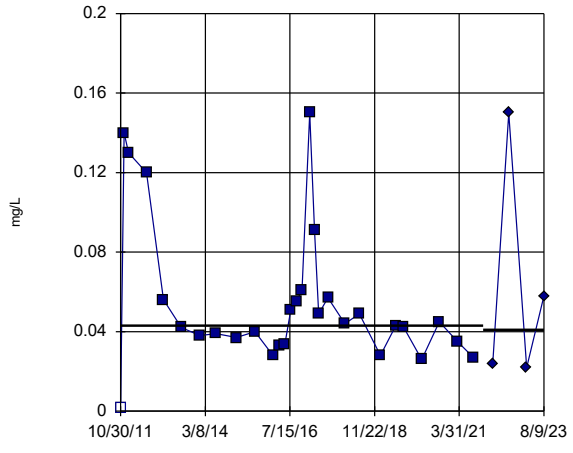

GWC-9 background

GWC-9 compliance

background median = 0.043

compliance median = 0.041

Z = -0.2759 (two-tail)

Alpha	Table	Sig.
0.2	1.282	No
0.1	1.645	No
0.05	1.96	No
0.02	2.326	No
0.01	2.576	No

Constituent: Cobalt Analysis Run 8/13/2024 10:14 AM View: Appendix I Mann-Whitney
Plant Wansley Client: Southern Company Data: Wansley Landfill

Sanitas™ v.10.0.20 Software licensed to Groundwater Stats Consulting. UG
Hollow symbols indicate censored values.

Mann-Whitney (Wilcoxon Rank Sum)

GWA-2 (bg)

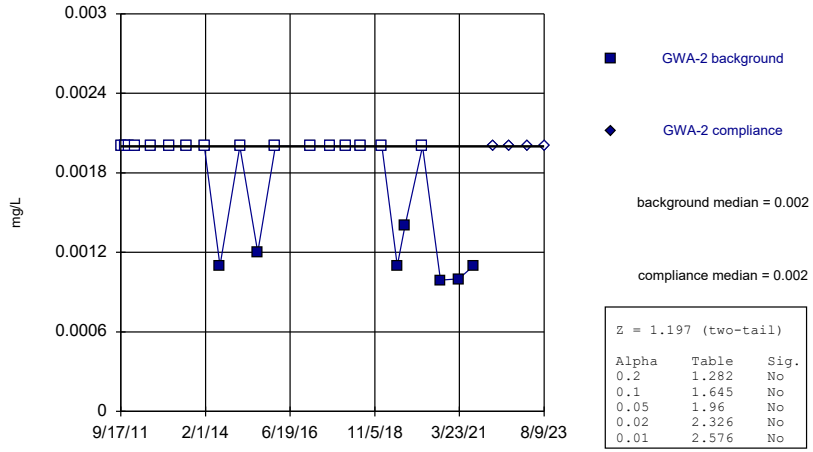

Z = 1.197 (two-tail)

Alpha	Table	Sig.
0.2	1.282	No
0.1	1.645	No
0.05	1.96	No
0.02	2.326	No
0.01	2.576	No

Constituent: Copper Analysis Run 8/13/2024 10:15 AM View: Appendix I Mann-Whitney
Plant Wansley Client: Southern Company Data: Wansley Landfill

Sanitas™ v.10.0.20 Software licensed to Groundwater Stats Consulting. UG
Hollow symbols indicate censored values.

Mann-Whitney (Wilcoxon Rank Sum)

GWA-28 (bg)

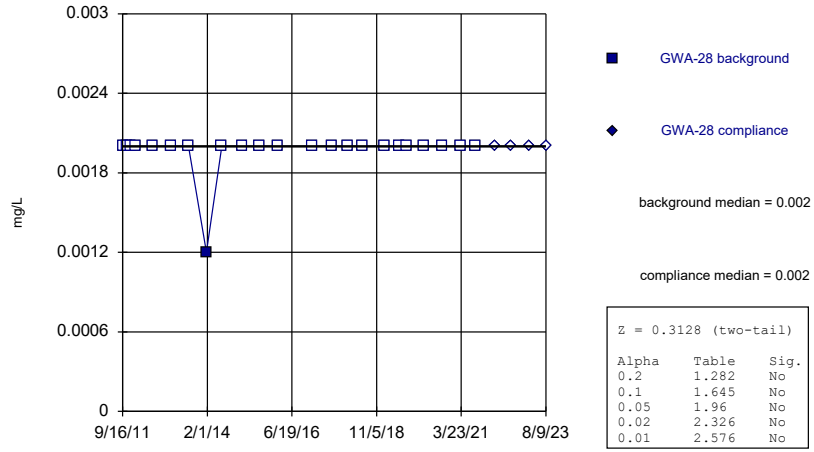

Z = 0.3128 (two-tail)

Alpha	Table	Sig.
0.2	1.282	No
0.1	1.645	No
0.05	1.96	No
0.02	2.326	No
0.01	2.576	No

Constituent: Copper Analysis Run 8/13/2024 10:15 AM View: Appendix I Mann-Whitney
Plant Wansley Client: Southern Company Data: Wansley Landfill

Sanitas™ v.10.0.20 Software licensed to Groundwater Stats Consulting. UG
Hollow symbols indicate censored values.

Mann-Whitney (Wilcoxon Rank Sum)

GWA-29 (bg)

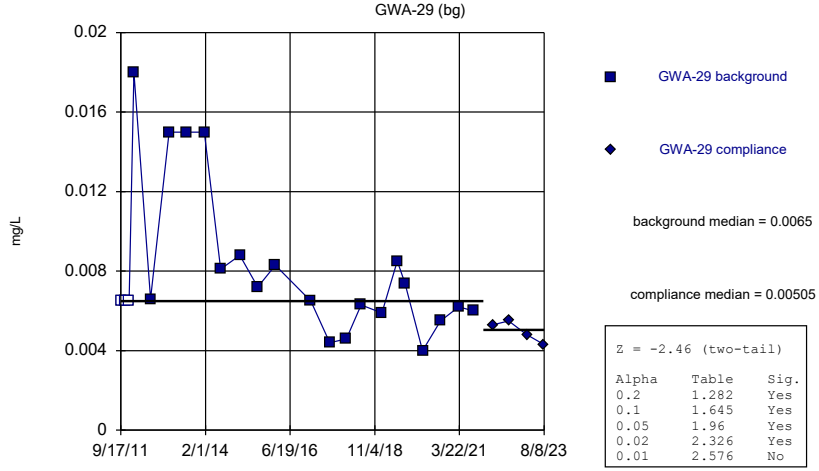

Z = -2.46 (two-tail)

Alpha	Table	Sig.
0.2	1.282	Yes
0.1	1.645	Yes
0.05	1.96	Yes
0.02	2.326	Yes
0.01	2.576	No

Constituent: Copper Analysis Run 8/13/2024 10:15 AM View: Appendix I Mann-Whitney
Plant Wansley Client: Southern Company Data: Wansley Landfill

Sanitas™ v.10.0.20 Software licensed to Groundwater Stats Consulting. UG
Hollow symbols indicate censored values.

Mann-Whitney (Wilcoxon Rank Sum)

GWA-3 (bg)

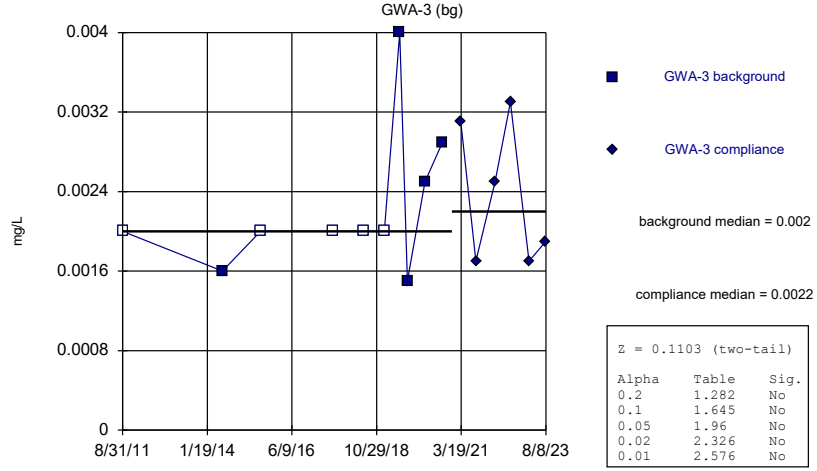

Z = 0.1103 (two-tail)

Alpha	Table	Sig.
0.2	1.282	No
0.1	1.645	No
0.05	1.96	No
0.02	2.326	No
0.01	2.576	No

Constituent: Copper Analysis Run 8/13/2024 10:15 AM View: Appendix I Mann-Whitney
Plant Wansley Client: Southern Company Data: Wansley Landfill

Sanitas™ v.10.0.20 Software licensed to Groundwater Stats Consulting. UG
Hollow symbols indicate censored values.

Mann-Whitney (Wilcoxon Rank Sum)

GWC-10

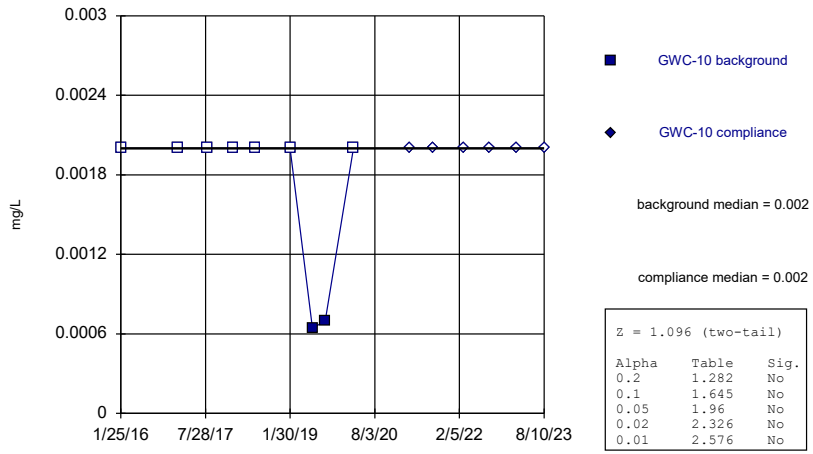

Z = 1.096 (two-tail)

Alpha	Table	Sig.
0.2	1.282	No
0.1	1.645	No
0.05	1.96	No
0.02	2.326	No
0.01	2.576	No

Constituent: Copper Analysis Run 8/13/2024 10:15 AM View: Appendix I Mann-Whitney
Plant Wansley Client: Southern Company Data: Wansley Landfill

Sanitas™ v.10.0.20 Software licensed to Groundwater Stats Consulting. UG
Hollow symbols indicate censored values.

Mann-Whitney (Wilcoxon Rank Sum)

GWC-11

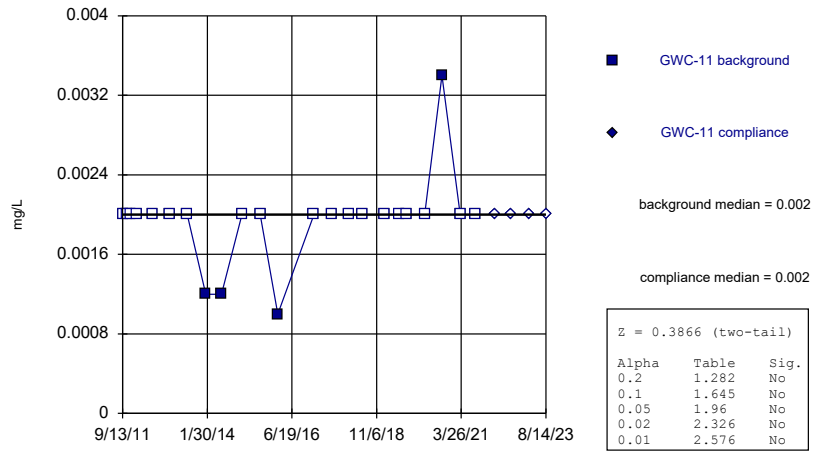

Z = 0.3866 (two-tail)

Alpha	Table	Sig.
0.2	1.282	No
0.1	1.645	No
0.05	1.96	No
0.02	2.326	No
0.01	2.576	No

Constituent: Copper Analysis Run 8/13/2024 10:15 AM View: Appendix I Mann-Whitney
Plant Wansley Client: Southern Company Data: Wansley Landfill

Sanitas™ v.10.0.20 Software licensed to Groundwater Stats Consulting. UG
Hollow symbols indicate censored values.

Mann-Whitney (Wilcoxon Rank Sum)

GWC-12

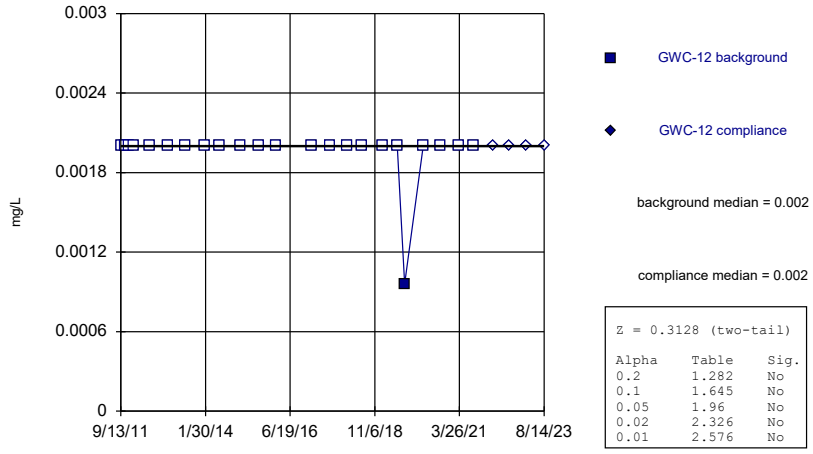

Z = 0.3128 (two-tail)

Alpha	Table	Sig.
0.2	1.282	No
0.1	1.645	No
0.05	1.96	No
0.02	2.326	No
0.01	2.576	No

Constituent: Copper Analysis Run 8/13/2024 10:15 AM View: Appendix I Mann-Whitney
Plant Wansley Client: Southern Company Data: Wansley Landfill

Sanitas™ v.10.0.20 Software licensed to Groundwater Stats Consulting. UG
Hollow symbols indicate censored values.

Mann-Whitney (Wilcoxon Rank Sum)

GWC-13

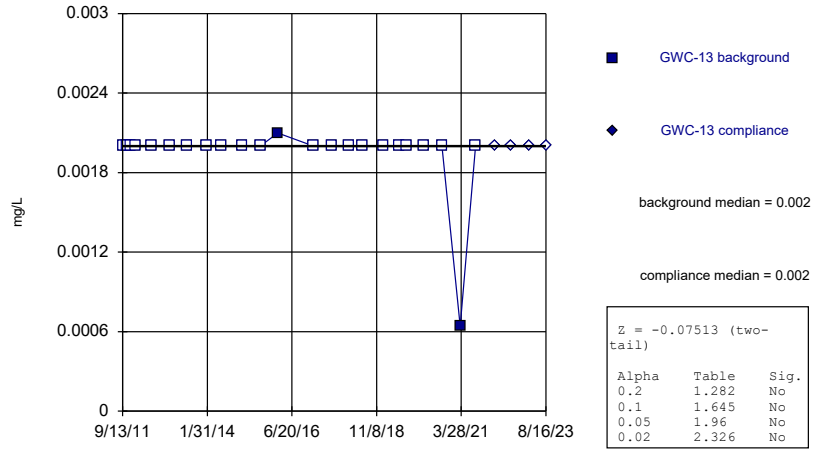

Z = -0.07513 (two-tail)

Alpha	Table	Sig.
0.2	1.282	No
0.1	1.645	No
0.05	1.96	No
0.02	2.326	No

Constituent: Copper Analysis Run 8/13/2024 10:15 AM View: Appendix I Mann-Whitney
Plant Wansley Client: Southern Company Data: Wansley Landfill

Sanitas™ v.10.0.20 Software licensed to Groundwater Stats Consulting. UG
Hollow symbols indicate censored values.

Mann-Whitney (Wilcoxon Rank Sum)

GWC-14

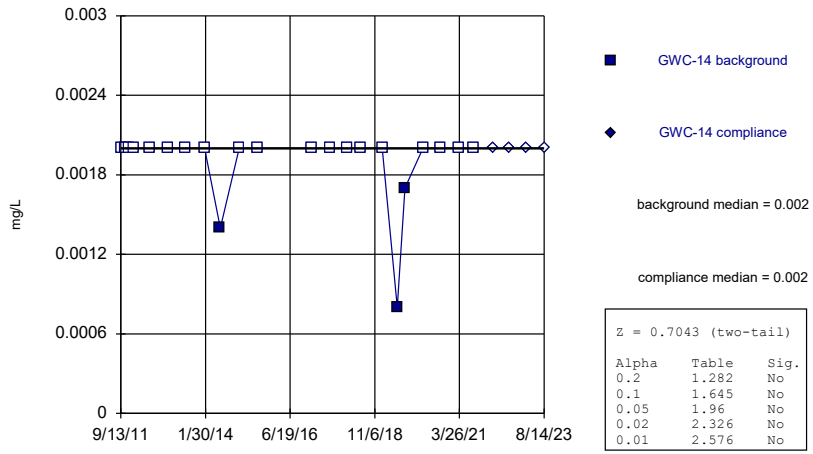

Z = 0.7043 (two-tail)

Alpha	Table	Sig.
0.2	1.282	No
0.1	1.645	No
0.05	1.96	No
0.02	2.326	No
0.01	2.576	No

Constituent: Copper Analysis Run 8/13/2024 10:15 AM View: Appendix I Mann-Whitney
Plant Wansley Client: Southern Company Data: Wansley Landfill

Sanitas™ v.10.0.20 Software licensed to Groundwater Stats Consulting. UG
Hollow symbols indicate censored values.

Mann-Whitney (Wilcoxon Rank Sum)

GWC-15

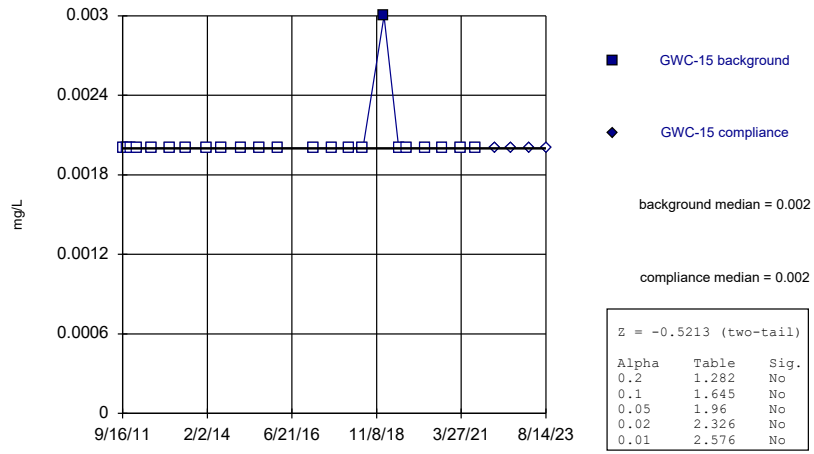

Z = -0.5213 (two-tail)

Alpha	Table	Sig.
0.2	1.282	No
0.1	1.645	No
0.05	1.96	No
0.02	2.326	No
0.01	2.576	No

Constituent: Copper Analysis Run 8/13/2024 10:15 AM View: Appendix I Mann-Whitney
Plant Wansley Client: Southern Company Data: Wansley Landfill

Sanitas™ v.10.0.20 Software licensed to Groundwater Stats Consulting. UG
Hollow symbols indicate censored values.

Mann-Whitney (Wilcoxon Rank Sum)

GWC-16

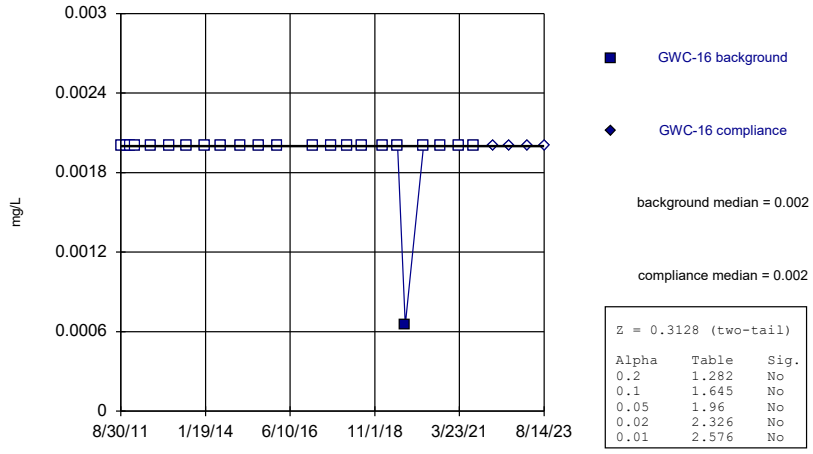

Z = 0.3128 (two-tail)

Alpha	Table	Sig.
0.2	1.282	No
0.1	1.645	No
0.05	1.96	No
0.02	2.326	No
0.01	2.576	No

Constituent: Copper Analysis Run 8/13/2024 10:15 AM View: Appendix I Mann-Whitney
Plant Wansley Client: Southern Company Data: Wansley Landfill

Sanitas™ v.10.0.20 Software licensed to Groundwater Stats Consulting. UG
Hollow symbols indicate censored values.

Mann-Whitney (Wilcoxon Rank Sum)

GWC-17

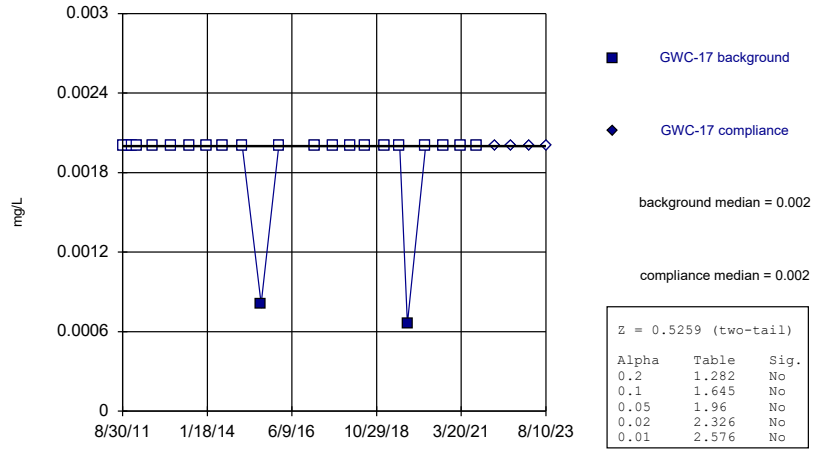

Z = 0.5259 (two-tail)

Alpha	Table	Sig.
0.2	1.282	No
0.1	1.645	No
0.05	1.96	No
0.02	2.326	No
0.01	2.576	No

Constituent: Copper Analysis Run 8/13/2024 10:15 AM View: Appendix I Mann-Whitney
Plant Wansley Client: Southern Company Data: Wansley Landfill

Sanitas™ v.10.0.20 Software licensed to Groundwater Stats Consulting. UG
Hollow symbols indicate censored values.

Mann-Whitney (Wilcoxon Rank Sum)

GWC-19

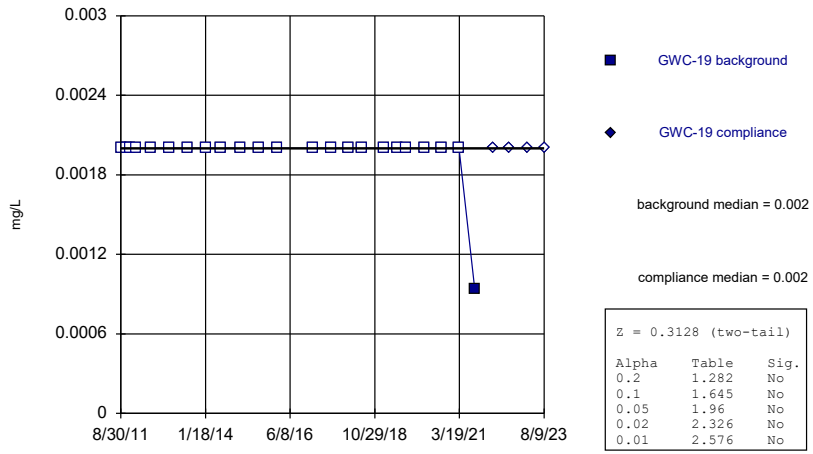

Z = 0.3128 (two-tail)

Alpha	Table	Sig.
0.2	1.282	No
0.1	1.645	No
0.05	1.96	No
0.02	2.326	No
0.01	2.576	No

Constituent: Copper Analysis Run 8/13/2024 10:15 AM View: Appendix I Mann-Whitney
Plant Wansley Client: Southern Company Data: Wansley Landfill

Sanitas™ v.10.0.20 Software licensed to Groundwater Stats Consulting. UG
Hollow symbols indicate censored values.

Mann-Whitney (Wilcoxon Rank Sum)

GWC-20

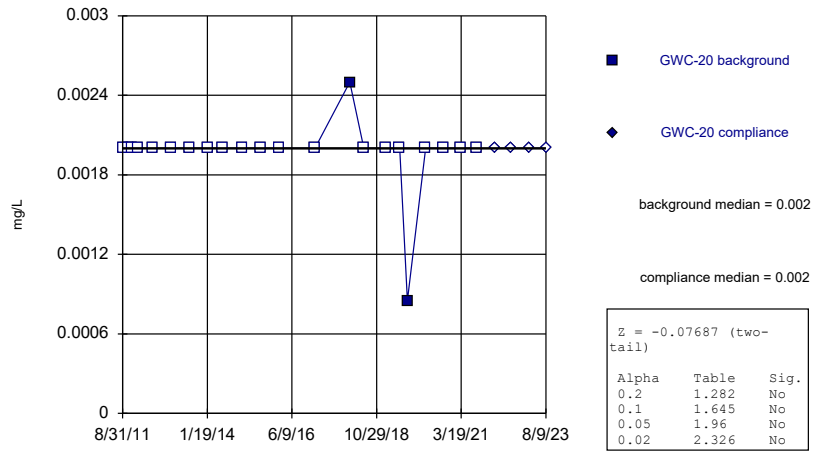

Z = -0.07687 (two-tail)

Alpha	Table	Sig.
0.2	1.282	No
0.1	1.645	No
0.05	1.96	No
0.02	2.326	No

Constituent: Copper Analysis Run 8/13/2024 10:15 AM View: Appendix I Mann-Whitney
Plant Wansley Client: Southern Company Data: Wansley Landfill

Sanitas™ v.10.0.20 Software licensed to Groundwater Stats Consulting. UG
Hollow symbols indicate censored values.

Mann-Whitney (Wilcoxon Rank Sum)

GWC-21

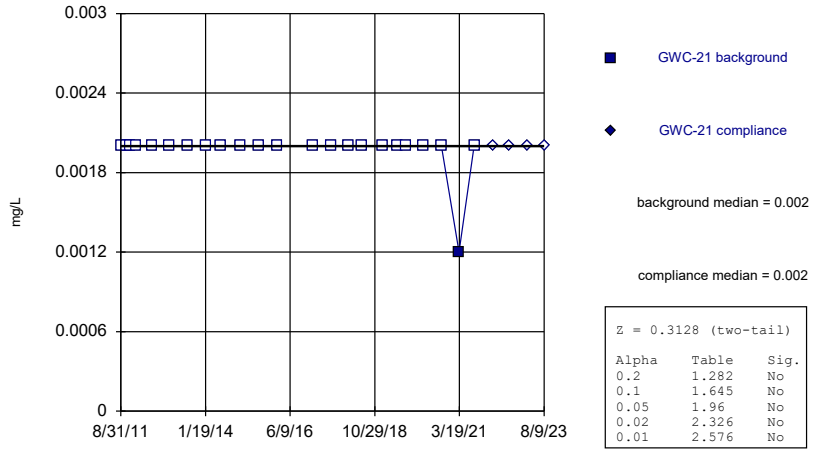

Z = 0.3128 (two-tail)

Alpha	Table	Sig.
0.2	1.282	No
0.1	1.645	No
0.05	1.96	No
0.02	2.326	No
0.01	2.576	No

Constituent: Copper Analysis Run 8/13/2024 10:15 AM View: Appendix I Mann-Whitney
Plant Wansley Client: Southern Company Data: Wansley Landfill

Sanitas™ v.10.0.20 Software licensed to Groundwater Stats Consulting. UG
Hollow symbols indicate censored values.

Mann-Whitney (Wilcoxon Rank Sum)

GWC-22

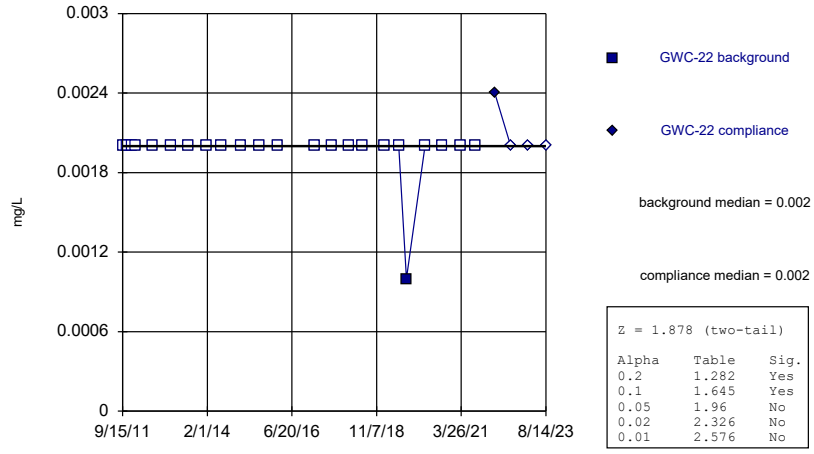

Z = 1.878 (two-tail)

Alpha	Table	Sig.
0.2	1.282	Yes
0.1	1.645	Yes
0.05	1.96	No
0.02	2.326	No
0.01	2.576	No

Constituent: Copper Analysis Run 8/13/2024 10:15 AM View: Appendix I Mann-Whitney
Plant Wansley Client: Southern Company Data: Wansley Landfill

Sanitas™ v.10.0.20 Software licensed to Groundwater Stats Consulting. UG
Hollow symbols indicate censored values.

Mann-Whitney (Wilcoxon Rank Sum)

GWC-23

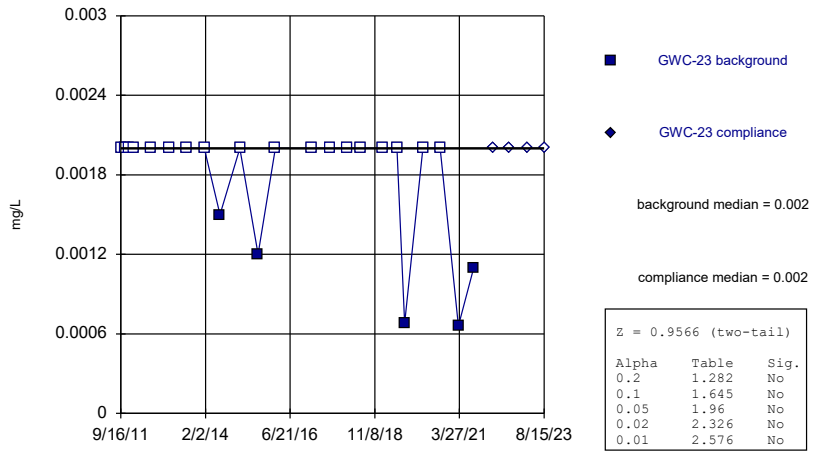

Z = 0.9566 (two-tail)

Alpha	Table	Sig.
0.2	1.282	No
0.1	1.645	No
0.05	1.96	No
0.02	2.326	No
0.01	2.576	No

Constituent: Copper Analysis Run 8/13/2024 10:15 AM View: Appendix I Mann-Whitney
Plant Wansley Client: Southern Company Data: Wansley Landfill

Sanitas™ v.10.0.20 Software licensed to Groundwater Stats Consulting. UG
Hollow symbols indicate censored values.

Mann-Whitney (Wilcoxon Rank Sum)

GWC-24

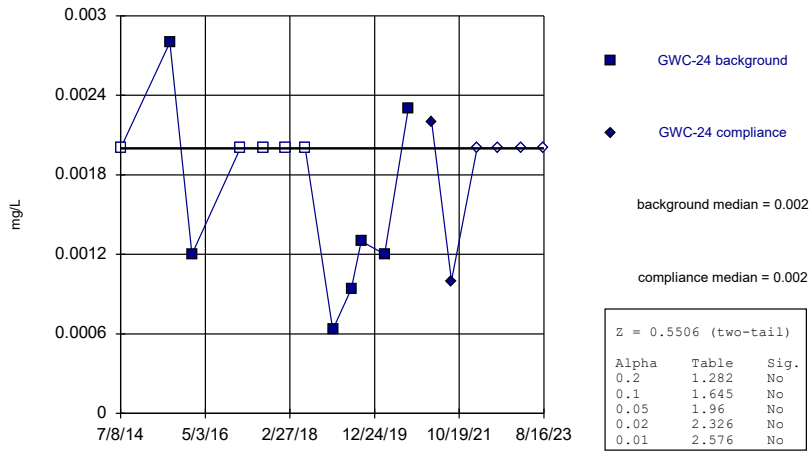

Z = 0.5506 (two-tail)

Alpha	Table	Sig.
0.2	1.282	No
0.1	1.645	No
0.05	1.96	No
0.02	2.326	No
0.01	2.576	No

Constituent: Copper Analysis Run 8/13/2024 10:15 AM View: Appendix I Mann-Whitney
Plant Wansley Client: Southern Company Data: Wansley Landfill

Sanitas™ v.10.0.20 Software licensed to Groundwater Stats Consulting. UG
Hollow symbols indicate censored values.

Mann-Whitney (Wilcoxon Rank Sum)

GWC-25

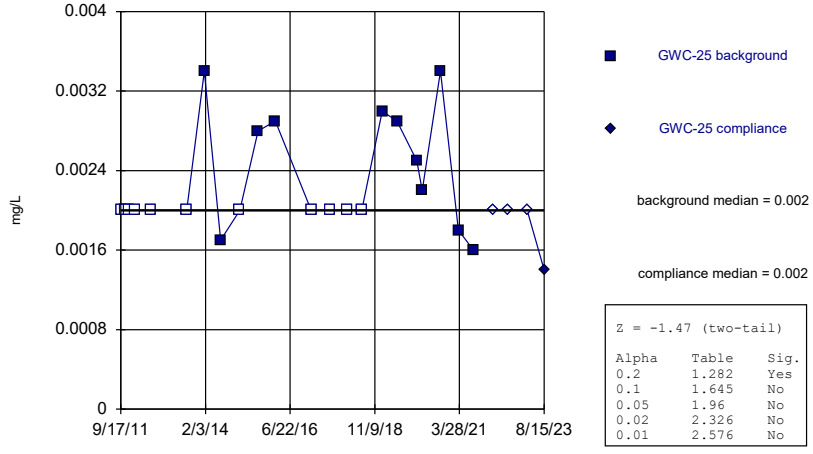

Z = -1.47 (two-tail)

Alpha	Table	Sig.
0.2	1.282	Yes
0.1	1.645	No
0.05	1.96	No
0.02	2.326	No
0.01	2.576	No

Constituent: Copper Analysis Run 8/13/2024 10:15 AM View: Appendix I Mann-Whitney
Plant Wansley Client: Southern Company Data: Wansley Landfill

Sanitas™ v.10.0.20 Software licensed to Groundwater Stats Consulting. UG
Hollow symbols indicate censored values.

Mann-Whitney (Wilcoxon Rank Sum)

GWC-26

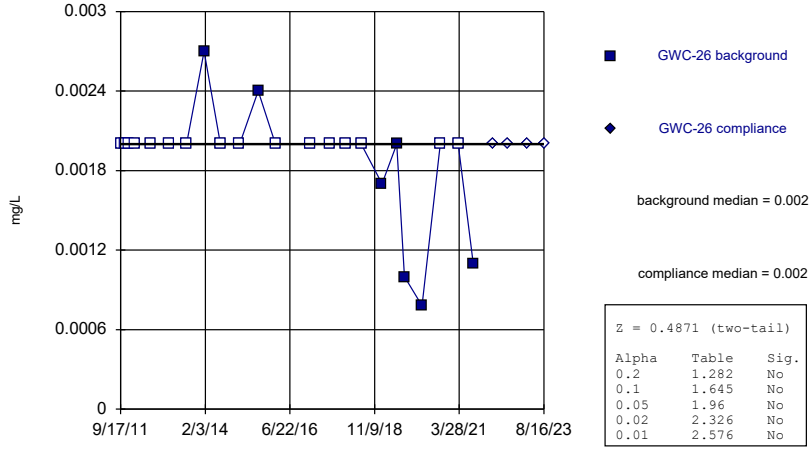

Z = 0.4871 (two-tail)

Alpha	Table	Sig.
0.2	1.282	No
0.1	1.645	No
0.05	1.96	No
0.02	2.326	No
0.01	2.576	No

Constituent: Copper Analysis Run 8/13/2024 10:15 AM View: Appendix I Mann-Whitney
Plant Wansley Client: Southern Company Data: Wansley Landfill

Sanitas™ v.10.0.20 Software licensed to Groundwater Stats Consulting. UG
Hollow symbols indicate censored values.

Mann-Whitney (Wilcoxon Rank Sum)

GWC-27

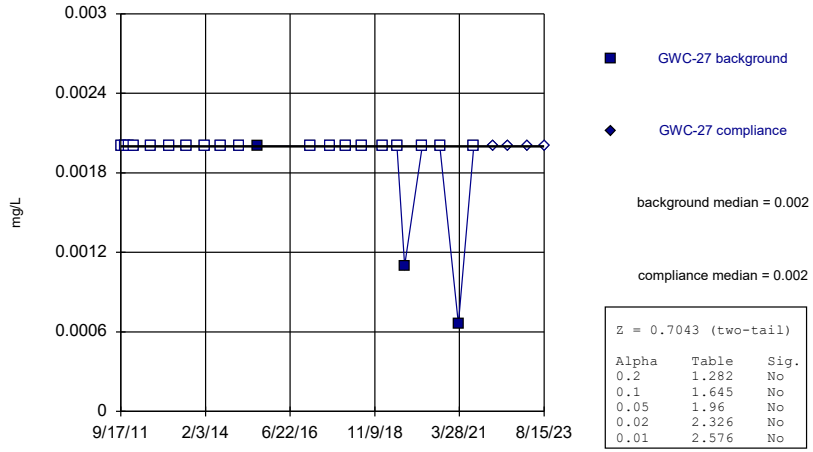

Z = 0.7043 (two-tail)

Alpha	Table	Sig.
0.2	1.282	No
0.1	1.645	No
0.05	1.96	No
0.02	2.326	No
0.01	2.576	No

Constituent: Copper Analysis Run 8/13/2024 10:15 AM View: Appendix I Mann-Whitney
Plant Wansley Client: Southern Company Data: Wansley Landfill

Sanitas™ v.10.0.20 Software licensed to Groundwater Stats Consulting. UG
Hollow symbols indicate censored values.

Mann-Whitney (Wilcoxon Rank Sum)

GWC-31

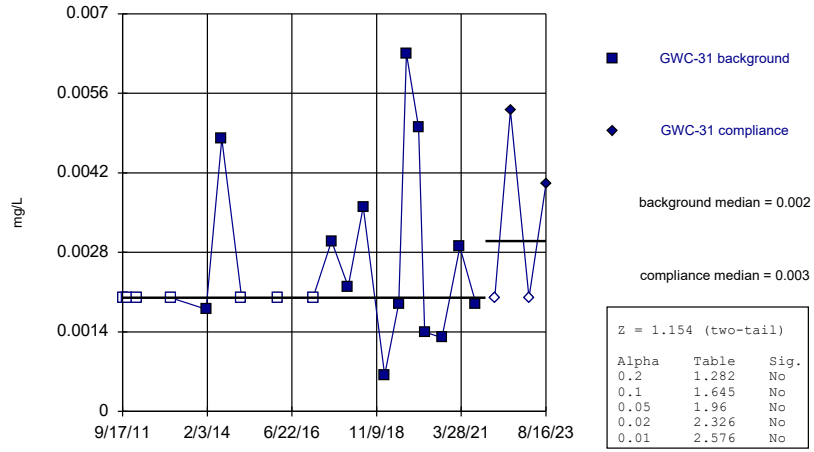

Z = 1.154 (two-tail)

Alpha	Table	Sig.
0.2	1.282	No
0.1	1.645	No
0.05	1.96	No
0.02	2.326	No
0.01	2.576	No

Constituent: Copper Analysis Run 8/13/2024 10:15 AM View: Appendix I Mann-Whitney
Plant Wansley Client: Southern Company Data: Wansley Landfill

Sanitas™ v.10.0.20 Software licensed to Groundwater Stats Consulting. UG
Hollow symbols indicate censored values.

Mann-Whitney (Wilcoxon Rank Sum)

GWC-33

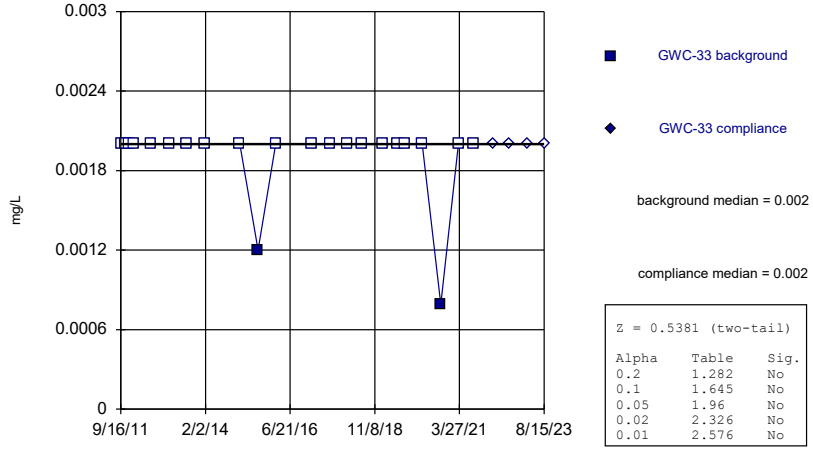

Z = 0.5381 (two-tail)

Alpha	Table	Sig.
0.2	1.282	No
0.1	1.645	No
0.05	1.96	No
0.02	2.326	No
0.01	2.576	No

Constituent: Copper Analysis Run 8/13/2024 10:15 AM View: Appendix I Mann-Whitney
Plant Wansley Client: Southern Company Data: Wansley Landfill

Sanitas™ v.10.0.20 Software licensed to Groundwater Stats Consulting. UG
Hollow symbols indicate censored values.

Mann-Whitney (Wilcoxon Rank Sum)

GWC-34

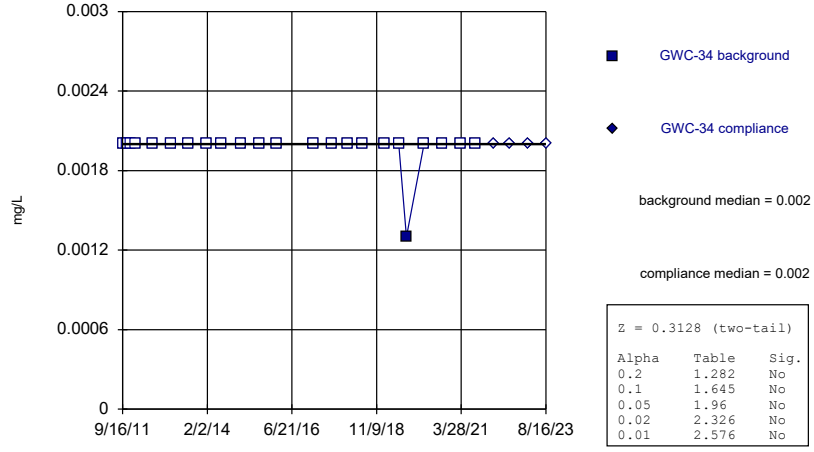

Z = 0.3128 (two-tail)

Alpha	Table	Sig.
0.2	1.282	No
0.1	1.645	No
0.05	1.96	No
0.02	2.326	No
0.01	2.576	No

Constituent: Copper Analysis Run 8/13/2024 10:15 AM View: Appendix I Mann-Whitney
Plant Wansley Client: Southern Company Data: Wansley Landfill

Sanitas™ v.10.0.20 Software licensed to Groundwater Stats Consulting. UG
Hollow symbols indicate censored values.

Mann-Whitney (Wilcoxon Rank Sum)

GWC-35

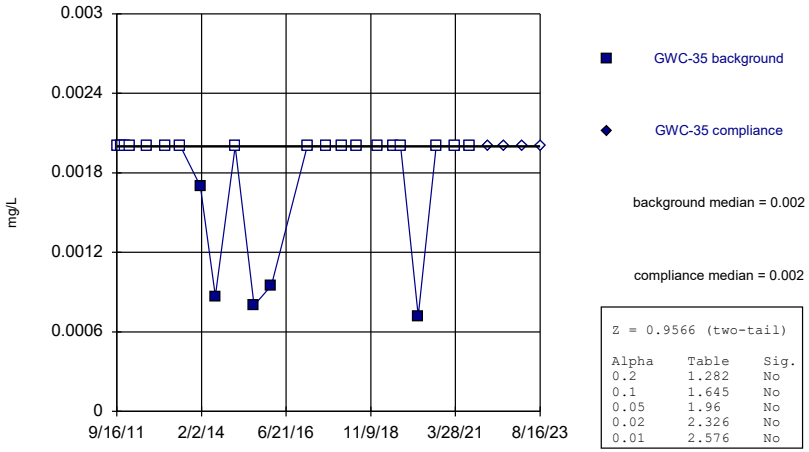

Z = 0.9566 (two-tail)

Alpha	Table	Sig.
0.2	1.282	No
0.1	1.645	No
0.05	1.96	No
0.02	2.326	No
0.01	2.576	No

Constituent: Copper Analysis Run 8/13/2024 10:15 AM View: Appendix I Mann-Whitney
Plant Wansley Client: Southern Company Data: Wansley Landfill

Sanitas™ v.10.0.20 Software licensed to Groundwater Stats Consulting. UG
Hollow symbols indicate censored values.

Mann-Whitney (Wilcoxon Rank Sum)

GWC-5

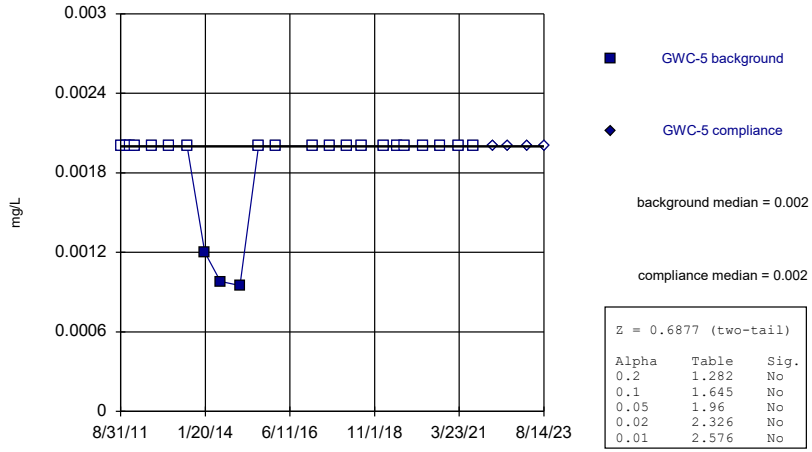

Z = 0.6877 (two-tail)

Alpha	Table	Sig.
0.2	1.282	No
0.1	1.645	No
0.05	1.96	No
0.02	2.326	No
0.01	2.576	No

Constituent: Copper Analysis Run 8/13/2024 10:15 AM View: Appendix I Mann-Whitney
Plant Wansley Client: Southern Company Data: Wansley Landfill

Sanitas™ v.10.0.20 Software licensed to Groundwater Stats Consulting. UG
Hollow symbols indicate censored values.

Mann-Whitney (Wilcoxon Rank Sum)

GWC-6

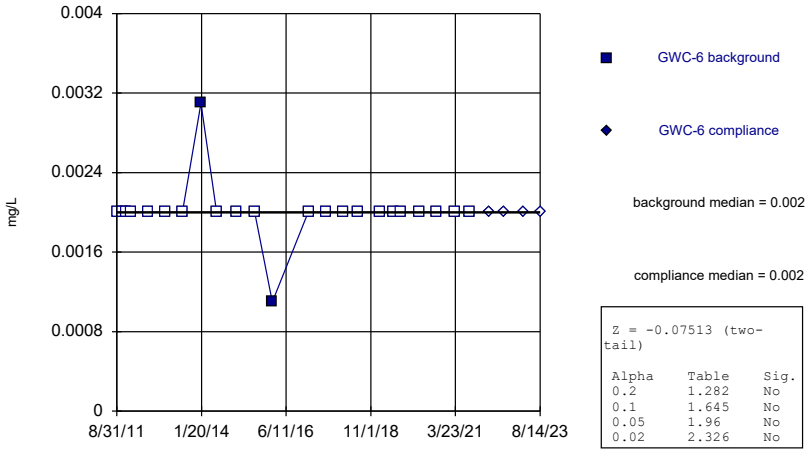

Z = -0.07513 (two-tail)

Alpha	Table	Sig.
0.2	1.282	No
0.1	1.645	No
0.05	1.96	No
0.02	2.326	No

Constituent: Copper Analysis Run 8/13/2024 10:15 AM View: Appendix I Mann-Whitney
Plant Wansley Client: Southern Company Data: Wansley Landfill

Sanitas™ v.10.0.20 Software licensed to Groundwater Stats Consulting. UG
Hollow symbols indicate censored values.

Mann-Whitney (Wilcoxon Rank Sum)

GWC-8

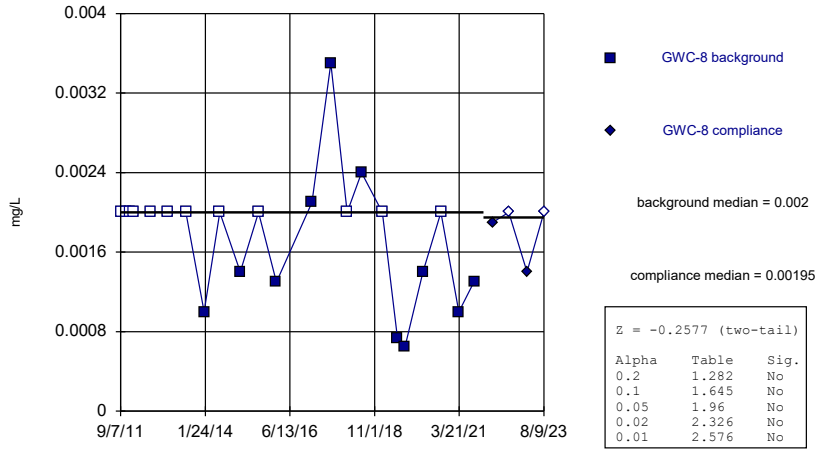

Z = -0.2577 (two-tail)

Alpha	Table	Sig.
0.2	1.282	No
0.1	1.645	No
0.05	1.96	No
0.02	2.326	No
0.01	2.576	No

Constituent: Copper Analysis Run 8/13/2024 10:15 AM View: Appendix I Mann-Whitney
Plant Wansley Client: Southern Company Data: Wansley Landfill

Sanitas™ v.10.0.20 Software licensed to Groundwater Stats Consulting. UG
Hollow symbols indicate censored values.

Mann-Whitney (Wilcoxon Rank Sum)

GWC-9

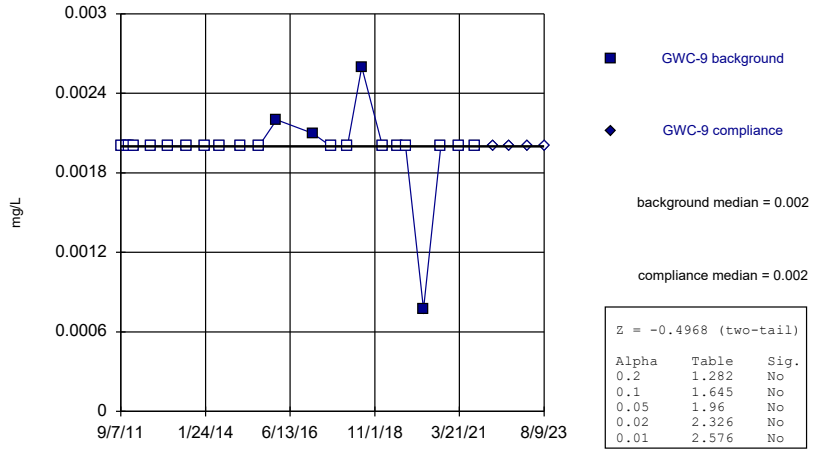

Z = -0.4968 (two-tail)

Alpha	Table	Sig.
0.2	1.282	No
0.1	1.645	No
0.05	1.96	No
0.02	2.326	No
0.01	2.576	No

Constituent: Copper Analysis Run 8/13/2024 10:15 AM View: Appendix I Mann-Whitney
Plant Wansley Client: Southern Company Data: Wansley Landfill

Sanitas™ v.10.0.20 Software licensed to Groundwater Stats Consulting. UG
Hollow symbols indicate censored values.

Mann-Whitney (Wilcoxon Rank Sum)

GWA-2 (bg)

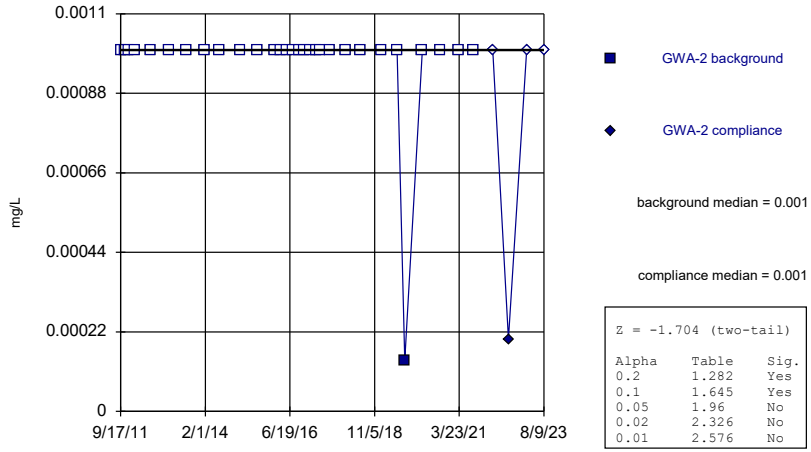

Z = -1.704 (two-tail)

Alpha	Table	Sig.
0.2	1.282	Yes
0.1	1.645	Yes
0.05	1.96	No
0.02	2.326	No
0.01	2.576	No

Constituent: Lead Analysis Run 8/13/2024 10:15 AM View: Appendix I Mann-Whitney
Plant Wansley Client: Southern Company Data: Wansley Landfill

Sanitas™ v.10.0.20 Software licensed to Groundwater Stats Consulting. UG
Hollow symbols indicate censored values.

Mann-Whitney (Wilcoxon Rank Sum)

GWA-28 (bg)

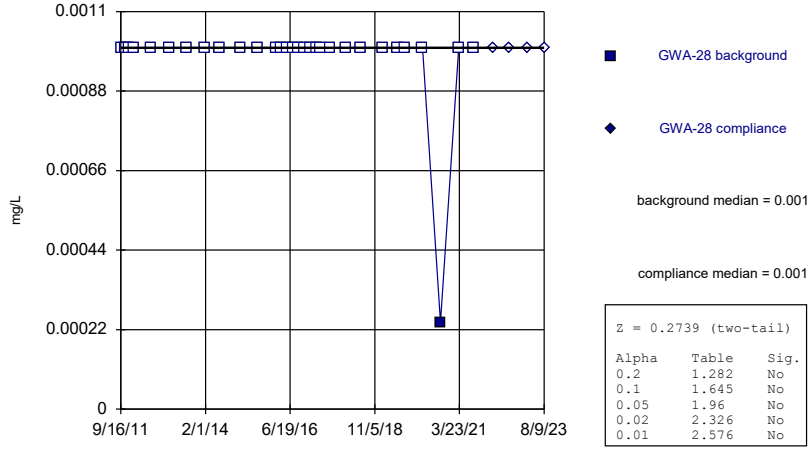

Z = 0.2739 (two-tail)

Alpha	Table	Sig.
0.2	1.282	No
0.1	1.645	No
0.05	1.96	No
0.02	2.326	No
0.01	2.576	No

Constituent: Lead Analysis Run 8/13/2024 10:16 AM View: Appendix I Mann-Whitney
Plant Wansley Client: Southern Company Data: Wansley Landfill

Sanitas™ v.10.0.20 Software licensed to Groundwater Stats Consulting. UG
Hollow symbols indicate censored values.

Mann-Whitney (Wilcoxon Rank Sum)

GWA-29 (bg)

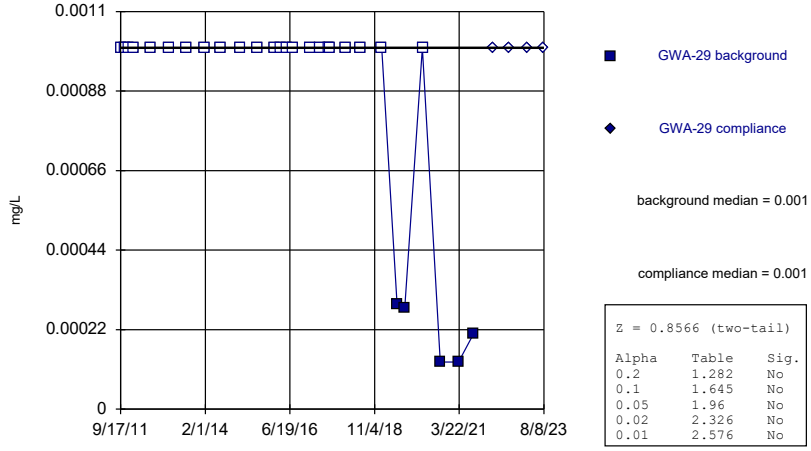

Z = 0.8566 (two-tail)

Alpha	Table	Sig.
0.2	1.282	No
0.1	1.645	No
0.05	1.96	No
0.02	2.326	No
0.01	2.576	No

Constituent: Lead Analysis Run 8/13/2024 10:16 AM View: Appendix I Mann-Whitney
Plant Wansley Client: Southern Company Data: Wansley Landfill

Sanitas™ v.10.0.20 Software licensed to Groundwater Stats Consulting. UG
Hollow symbols indicate censored values.

Mann-Whitney (Wilcoxon Rank Sum)

GWA-3 (bg)

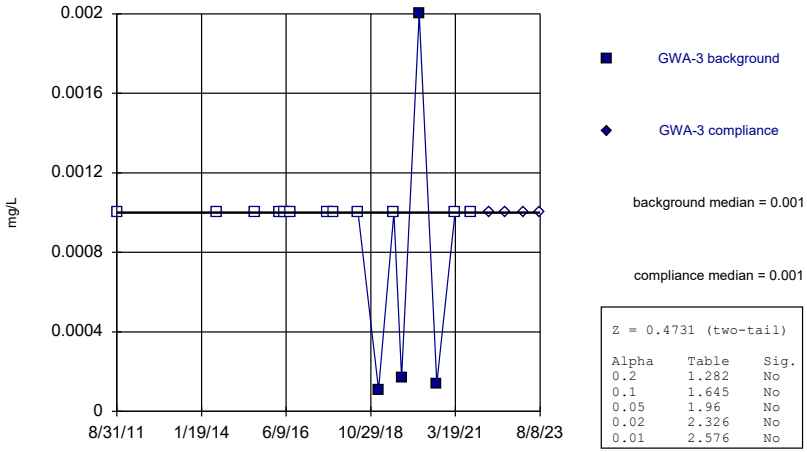

Z = 0.4731 (two-tail)

Alpha	Table	Sig.
0.2	1.282	No
0.1	1.645	No
0.05	1.96	No
0.02	2.326	No
0.01	2.576	No

Constituent: Lead Analysis Run 8/13/2024 10:16 AM View: Appendix I Mann-Whitney
Plant Wansley Client: Southern Company Data: Wansley Landfill

Sanitas™ v.10.0.20 Software licensed to Groundwater Stats Consulting. UG
Hollow symbols indicate censored values.

Mann-Whitney (Wilcoxon Rank Sum)

GWA-4 (bg)

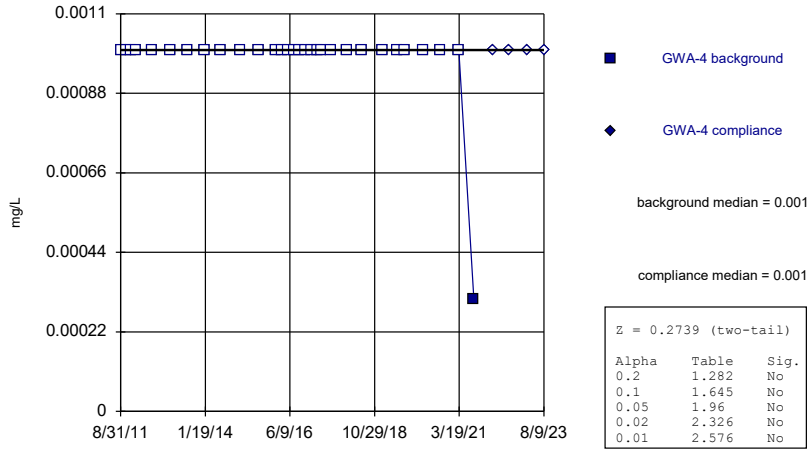

Z = 0.2739 (two-tail)

Alpha	Table	Sig.
0.2	1.282	No
0.1	1.645	No
0.05	1.96	No
0.02	2.326	No
0.01	2.576	No

Constituent: Lead Analysis Run 8/13/2024 10:16 AM View: Appendix I Mann-Whitney
Plant Wansley Client: Southern Company Data: Wansley Landfill

Sanitas™ v.10.0.20 Software licensed to Groundwater Stats Consulting. UG
Hollow symbols indicate censored values.

Mann-Whitney (Wilcoxon Rank Sum)

GWC-10

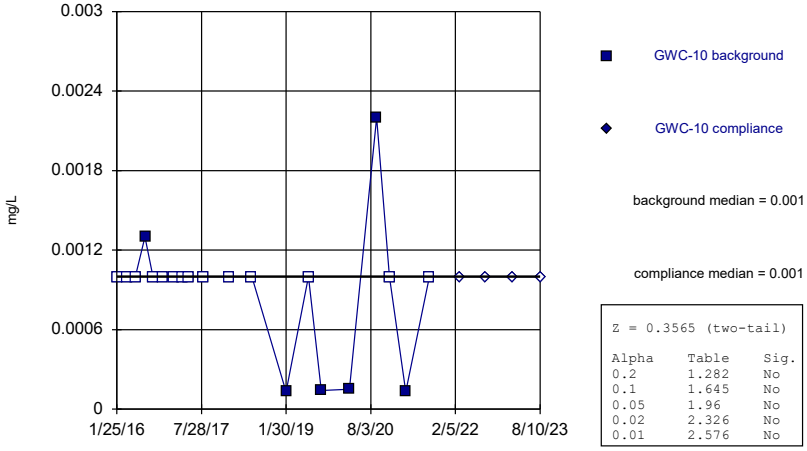

Z = 0.3565 (two-tail)

Alpha	Table	Sig.
0.2	1.282	No
0.1	1.645	No
0.05	1.96	No
0.02	2.326	No
0.01	2.576	No

Constituent: Lead Analysis Run 8/13/2024 10:16 AM View: Appendix I Mann-Whitney
Plant Wansley Client: Southern Company Data: Wansley Landfill

Sanitas™ v.10.0.20 Software licensed to Groundwater Stats Consulting. UG
Hollow symbols indicate censored values.

Mann-Whitney (Wilcoxon Rank Sum)

GWC-11

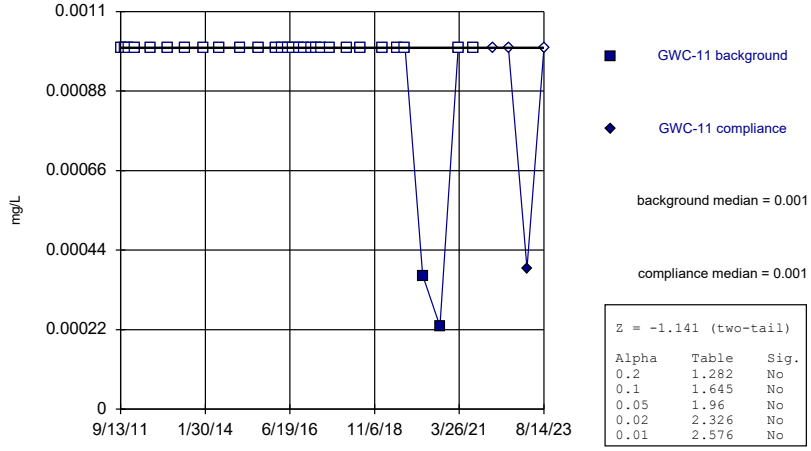

Z = -1.141 (two-tail)

Alpha	Table	Sig.
0.2	1.282	No
0.1	1.645	No
0.05	1.96	No
0.02	2.326	No
0.01	2.576	No

Constituent: Lead Analysis Run 8/13/2024 10:16 AM View: Appendix I Mann-Whitney
Plant Wansley Client: Southern Company Data: Wansley Landfill

Sanitas™ v.10.0.20 Software licensed to Groundwater Stats Consulting. UG
Hollow symbols indicate censored values.

Mann-Whitney (Wilcoxon Rank Sum)

GWC-12

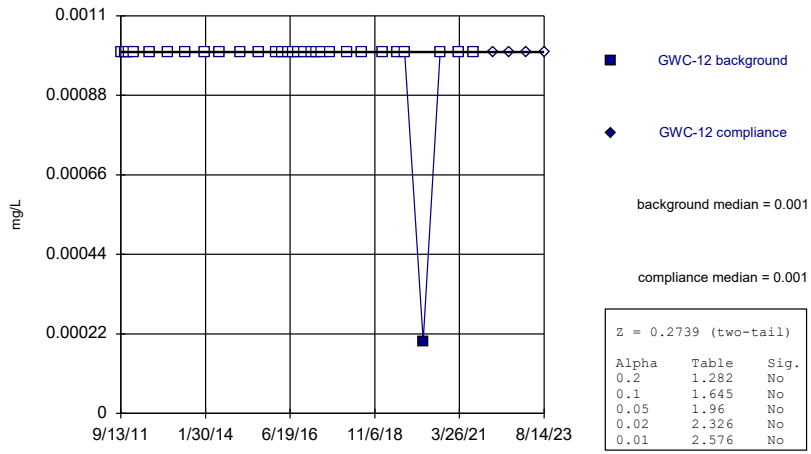

Z = 0.2739 (two-tail)

Alpha	Table	Sig.
0.2	1.282	No
0.1	1.645	No
0.05	1.96	No
0.02	2.326	No
0.01	2.576	No

Constituent: Lead Analysis Run 8/13/2024 10:16 AM View: Appendix I Mann-Whitney
Plant Wansley Client: Southern Company Data: Wansley Landfill

Sanitas™ v.10.0.20 Software licensed to Groundwater Stats Consulting. UG
Hollow symbols indicate censored values.

Mann-Whitney (Wilcoxon Rank Sum)

GWC-13

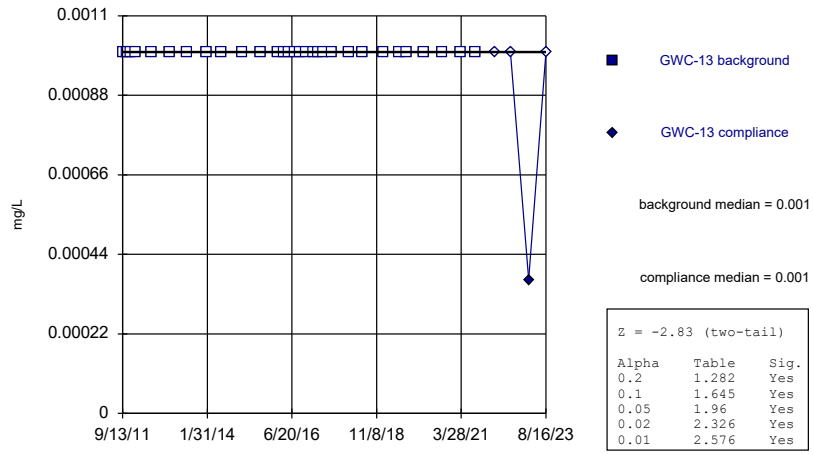

Z = -2.83 (two-tail)

Alpha	Table	Sig.
0.2	1.282	Yes
0.1	1.645	Yes
0.05	1.96	Yes
0.02	2.326	Yes
0.01	2.576	Yes

Constituent: Lead Analysis Run 8/13/2024 10:16 AM View: Appendix I Mann-Whitney
Plant Wansley Client: Southern Company Data: Wansley Landfill

Sanitas™ v.10.0.20 Software licensed to Groundwater Stats Consulting. UG
Hollow symbols indicate censored values.

Mann-Whitney (Wilcoxon Rank Sum)

GWC-15

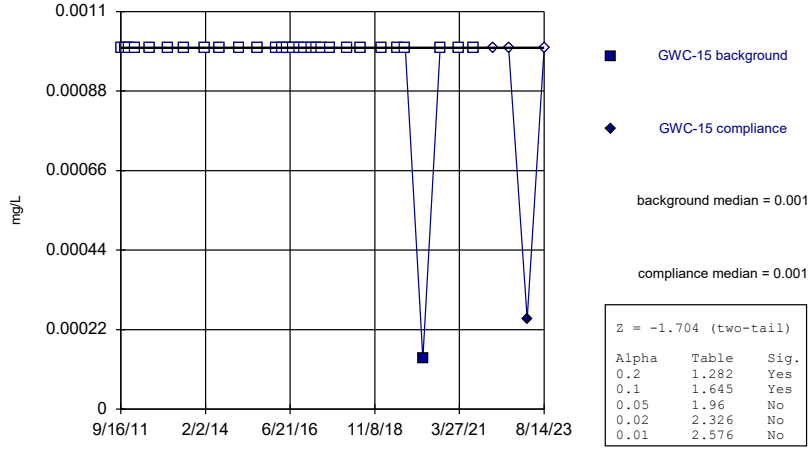

Z = -1.704 (two-tail)

Alpha	Table	Sig.
0.2	1.282	Yes
0.1	1.645	Yes
0.05	1.96	No
0.02	2.326	No
0.01	2.576	No

Constituent: Lead Analysis Run 8/13/2024 10:16 AM View: Appendix I Mann-Whitney
Plant Wansley Client: Southern Company Data: Wansley Landfill

Sanitas™ v.10.0.20 Software licensed to Groundwater Stats Consulting. UG
Hollow symbols indicate censored values.

Mann-Whitney (Wilcoxon Rank Sum)

GWC-16

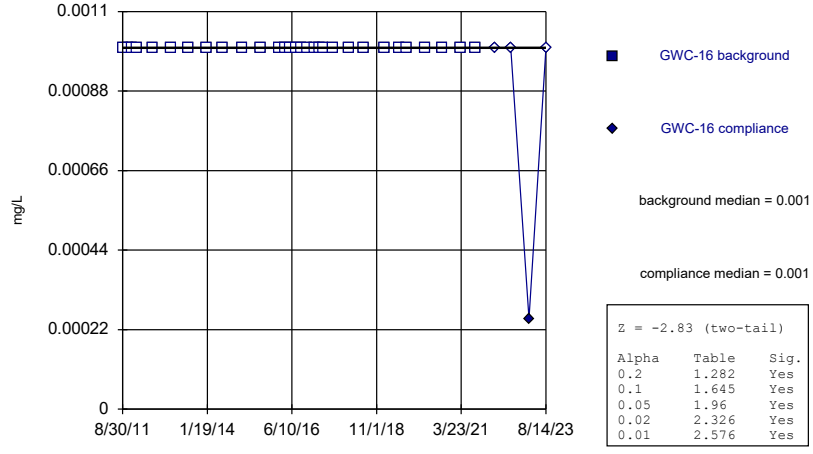

Z = -2.83 (two-tail)

Alpha	Table	Sig.
0.2	1.282	Yes
0.1	1.645	Yes
0.05	1.96	Yes
0.02	2.326	Yes
0.01	2.576	Yes

Constituent: Lead Analysis Run 8/13/2024 10:16 AM View: Appendix I Mann-Whitney
Plant Wansley Client: Southern Company Data: Wansley Landfill

Sanitas™ v.10.0.20 Software licensed to Groundwater Stats Consulting. UG
Hollow symbols indicate censored values.

Mann-Whitney (Wilcoxon Rank Sum)

GWC-17

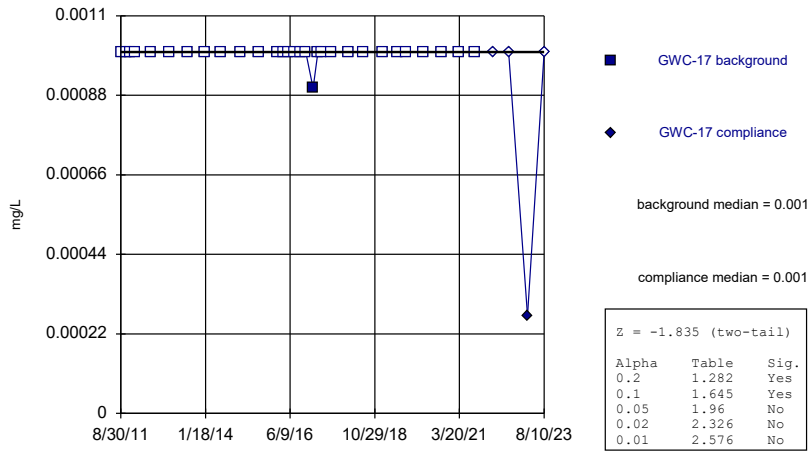

Z = -1.835 (two-tail)

Alpha	Table	Sig.
0.2	1.282	Yes
0.1	1.645	Yes
0.05	1.96	No
0.02	2.326	No
0.01	2.576	No

Constituent: Lead Analysis Run 8/13/2024 10:16 AM View: Appendix I Mann-Whitney
Plant Wansley Client: Southern Company Data: Wansley Landfill

Sanitas™ v.10.0.20 Software licensed to Groundwater Stats Consulting. UG
Hollow symbols indicate censored values.

Mann-Whitney (Wilcoxon Rank Sum)

GWC-18

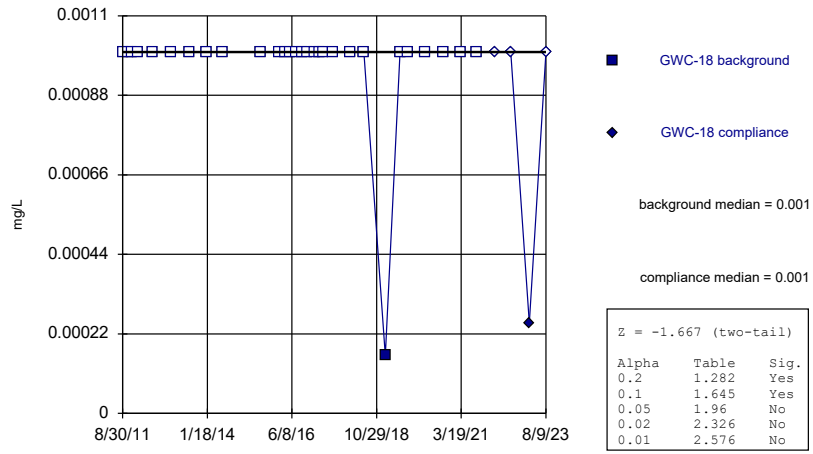

Z = -1.667 (two-tail)

Alpha	Table	Sig.
0.2	1.282	Yes
0.1	1.645	Yes
0.05	1.96	No
0.02	2.326	No
0.01	2.576	No

Constituent: Lead Analysis Run 8/13/2024 10:16 AM View: Appendix I Mann-Whitney
Plant Wansley Client: Southern Company Data: Wansley Landfill

Sanitas™ v.10.0.20 Software licensed to Groundwater Stats Consulting. UG
Hollow symbols indicate censored values.

Mann-Whitney (Wilcoxon Rank Sum)

GWC-19

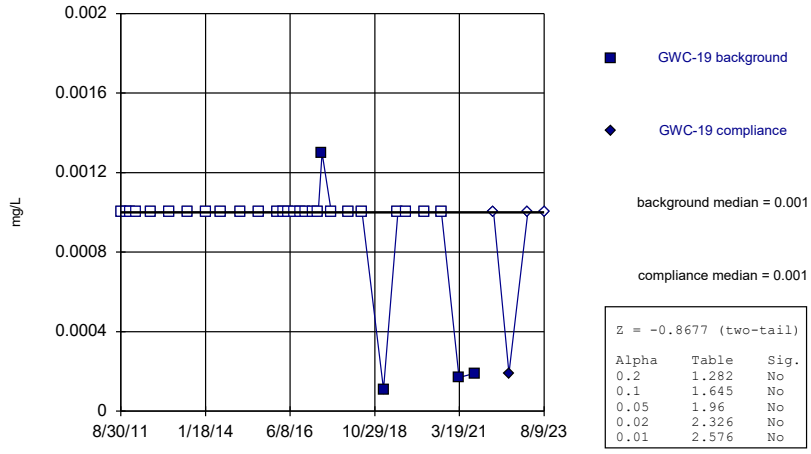

Z = -0.8677 (two-tail)

Alpha	Table	Sig.
0.2	1.282	No
0.1	1.645	No
0.05	1.96	No
0.02	2.326	No
0.01	2.576	No

Constituent: Lead Analysis Run 8/13/2024 10:16 AM View: Appendix I Mann-Whitney
Plant Wansley Client: Southern Company Data: Wansley Landfill

Sanitas™ v.10.0.20 Software licensed to Groundwater Stats Consulting. UG
Hollow symbols indicate censored values.

Mann-Whitney (Wilcoxon Rank Sum)

GWC-20

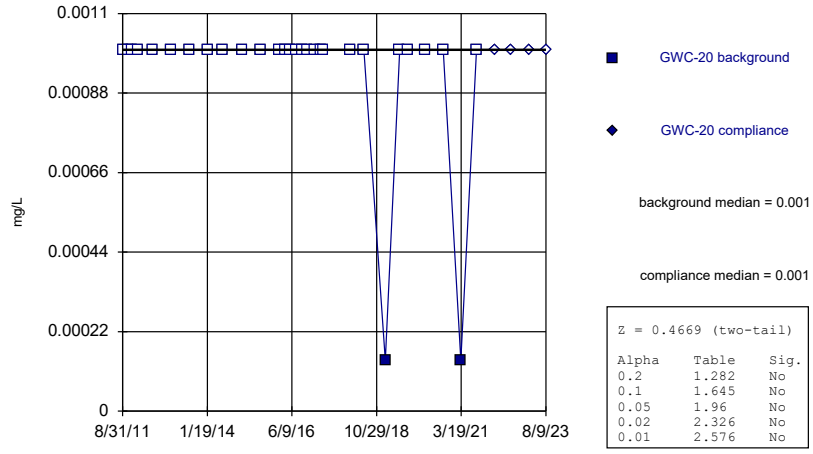

Z = 0.4669 (two-tail)

Alpha	Table	Sig.
0.2	1.282	No
0.1	1.645	No
0.05	1.96	No
0.02	2.326	No
0.01	2.576	No

Constituent: Lead Analysis Run 8/13/2024 10:16 AM View: Appendix I Mann-Whitney
Plant Wansley Client: Southern Company Data: Wansley Landfill

Sanitas™ v.10.0.20 Software licensed to Groundwater Stats Consulting. UG
Hollow symbols indicate censored values.

Mann-Whitney (Wilcoxon Rank Sum)

GWC-21

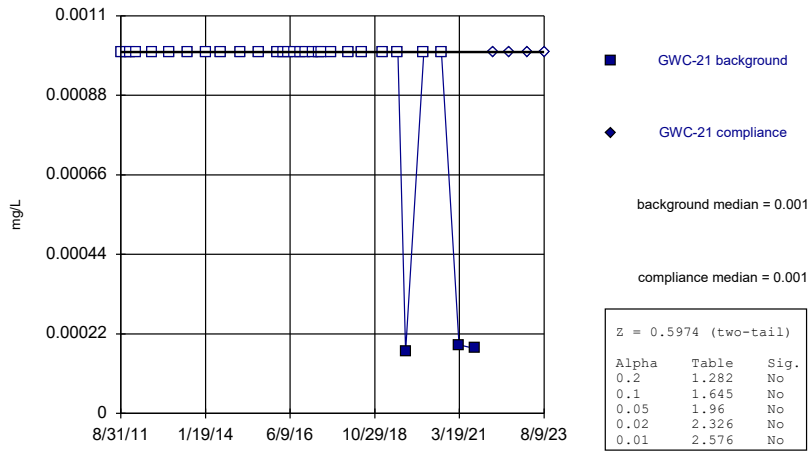

Z = 0.5974 (two-tail)

Alpha	Table	Sig.
0.2	1.282	No
0.1	1.645	No
0.05	1.96	No
0.02	2.326	No
0.01	2.576	No

Constituent: Lead Analysis Run 8/13/2024 10:16 AM View: Appendix I Mann-Whitney
Plant Wansley Client: Southern Company Data: Wansley Landfill

Sanitas™ v.10.0.20 Software licensed to Groundwater Stats Consulting. UG
Hollow symbols indicate censored values.

Mann-Whitney (Wilcoxon Rank Sum)

GWC-22

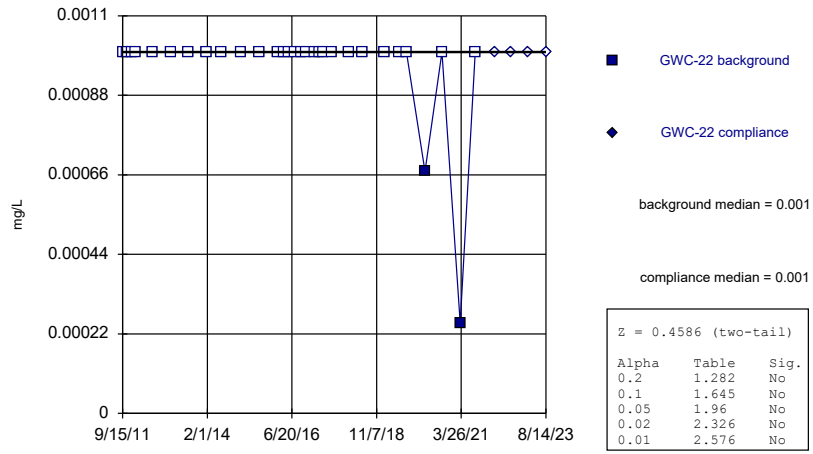

Z = 0.4586 (two-tail)

Alpha	Table	Sig.
0.2	1.282	No
0.1	1.645	No
0.05	1.96	No
0.02	2.326	No
0.01	2.576	No

Constituent: Lead Analysis Run 8/13/2024 10:16 AM View: Appendix I Mann-Whitney
Plant Wansley Client: Southern Company Data: Wansley Landfill

Sanitas™ v.10.0.20 Software licensed to Groundwater Stats Consulting. UG
Hollow symbols indicate censored values.

Mann-Whitney (Wilcoxon Rank Sum)

GWC-23

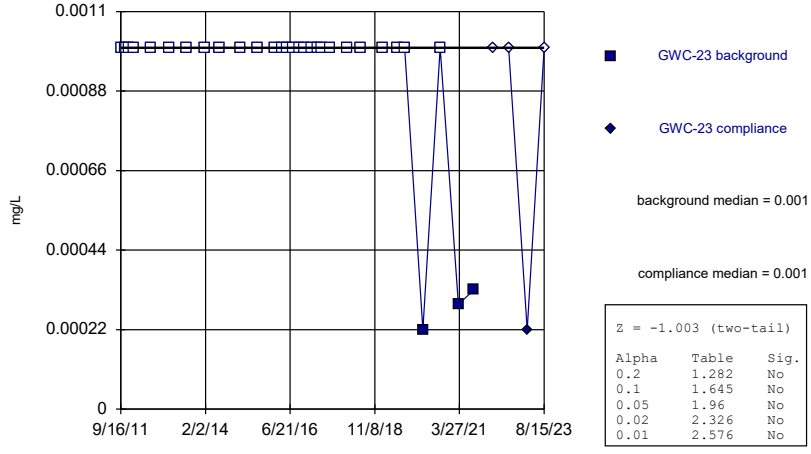

Z = -1.003 (two-tail)

Alpha	Table	Sig.
0.2	1.282	No
0.1	1.645	No
0.05	1.96	No
0.02	2.326	No
0.01	2.576	No

Constituent: Lead Analysis Run 8/13/2024 10:16 AM View: Appendix I Mann-Whitney
Plant Wansley Client: Southern Company Data: Wansley Landfill

Sanitas™ v.10.0.20 Software licensed to Groundwater Stats Consulting. UG
Hollow symbols indicate censored values.

Mann-Whitney (Wilcoxon Rank Sum)

GWC-24

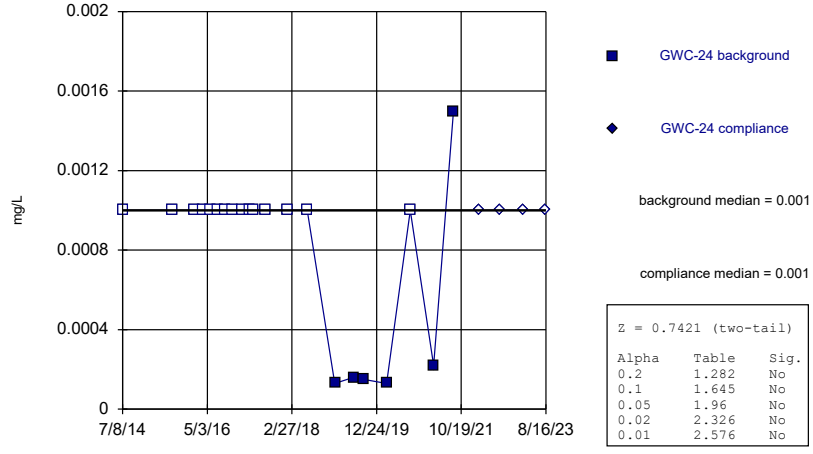

Z = 0.7421 (two-tail)

Alpha	Table	Sig.
0.2	1.282	No
0.1	1.645	No
0.05	1.96	No
0.02	2.326	No
0.01	2.576	No

Constituent: Lead Analysis Run 8/13/2024 10:16 AM View: Appendix I Mann-Whitney
Plant Wansley Client: Southern Company Data: Wansley Landfill

Sanitas™ v.10.0.20 Software licensed to Groundwater Stats Consulting. UG
Hollow symbols indicate censored values.

Mann-Whitney (Wilcoxon Rank Sum)

GWC-25

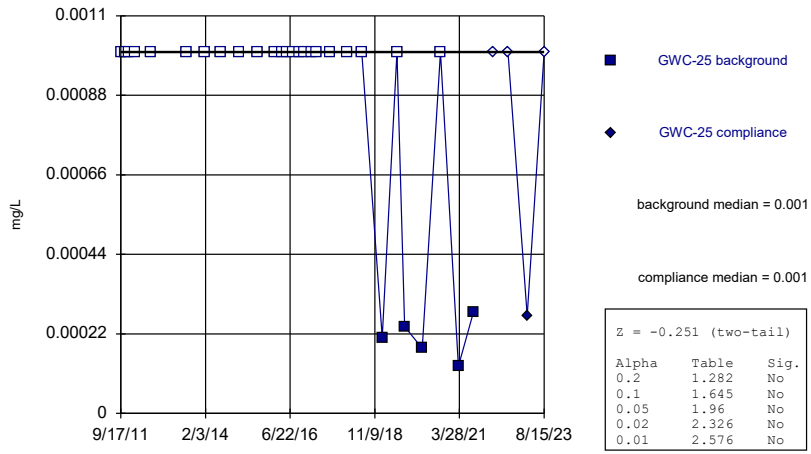

Z = -0.251 (two-tail)

Alpha	Table	Sig.
0.2	1.282	No
0.1	1.645	No
0.05	1.96	No
0.02	2.326	No
0.01	2.576	No

Constituent: Lead Analysis Run 8/13/2024 10:16 AM View: Appendix I Mann-Whitney
Plant Wansley Client: Southern Company Data: Wansley Landfill

Sanitas™ v.10.0.20 Software licensed to Groundwater Stats Consulting. UG
Hollow symbols indicate censored values.

Mann-Whitney (Wilcoxon Rank Sum)

GWC-26

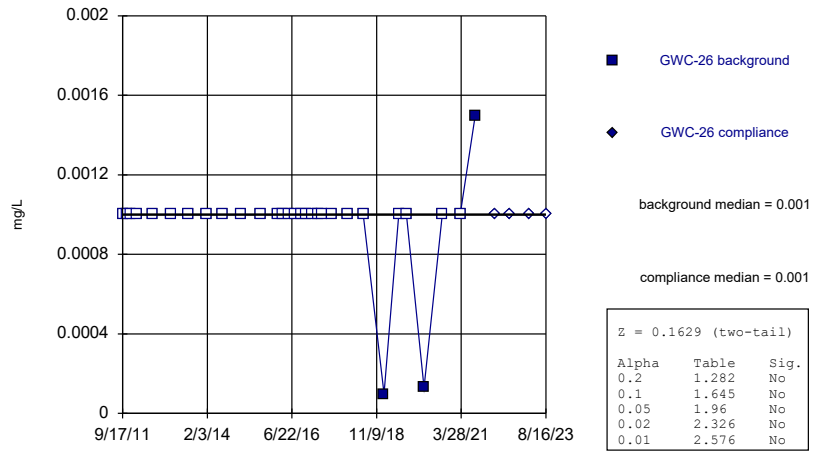

Z = 0.1629 (two-tail)

Alpha	Table	Sig.
0.2	1.282	No
0.1	1.645	No
0.05	1.96	No
0.02	2.326	No
0.01	2.576	No

Constituent: Lead Analysis Run 8/13/2024 10:16 AM View: Appendix I Mann-Whitney
Plant Wansley Client: Southern Company Data: Wansley Landfill

Sanitas™ v.10.0.20 Software licensed to Groundwater Stats Consulting. UG
Hollow symbols indicate censored values.

Mann-Whitney (Wilcoxon Rank Sum)

GWC-27

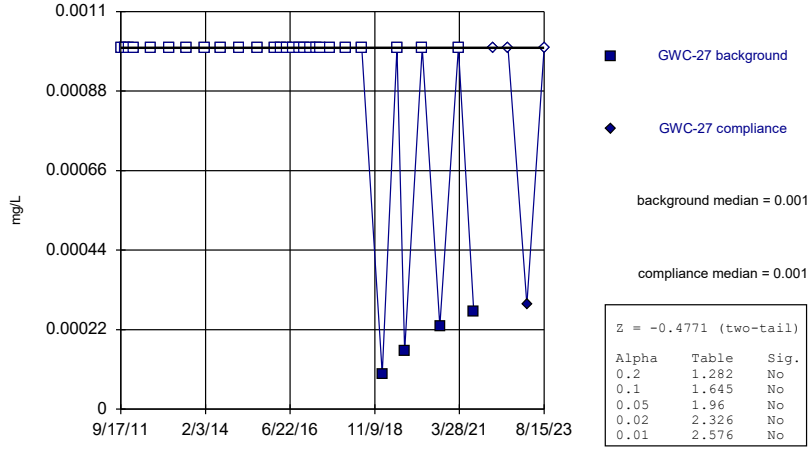

Z = -0.4771 (two-tail)

Alpha	Table	Sig.
0.2	1.282	No
0.1	1.645	No
0.05	1.96	No
0.02	2.326	No
0.01	2.576	No

Constituent: Lead Analysis Run 8/13/2024 10:16 AM View: Appendix I Mann-Whitney
Plant Wansley Client: Southern Company Data: Wansley Landfill

Sanitas™ v.10.0.20 Software licensed to Groundwater Stats Consulting. UG
Hollow symbols indicate censored values.

Mann-Whitney (Wilcoxon Rank Sum)

GWC-30

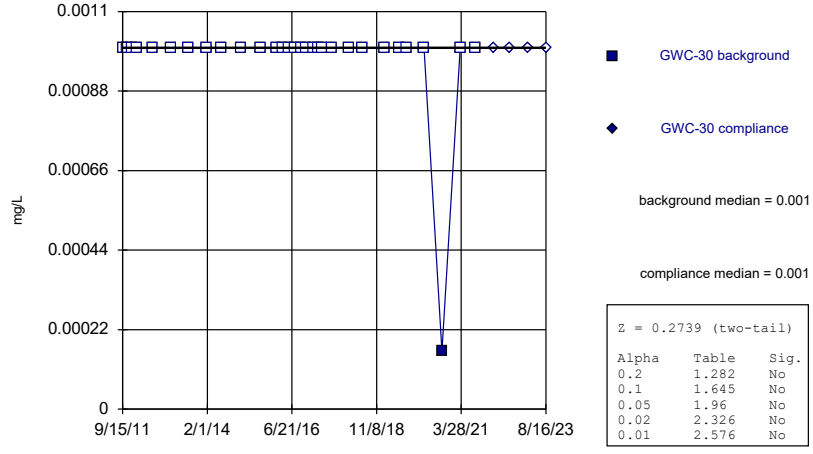

Z = 0.2739 (two-tail)

Alpha	Table	Sig.
0.2	1.282	No
0.1	1.645	No
0.05	1.96	No
0.02	2.326	No
0.01	2.576	No

Constituent: Lead Analysis Run 8/13/2024 10:16 AM View: Appendix I Mann-Whitney
Plant Wansley Client: Southern Company Data: Wansley Landfill

Sanitas™ v.10.0.20 Software licensed to Groundwater Stats Consulting. UG
Hollow symbols indicate censored values.

Mann-Whitney (Wilcoxon Rank Sum)

GWC-31

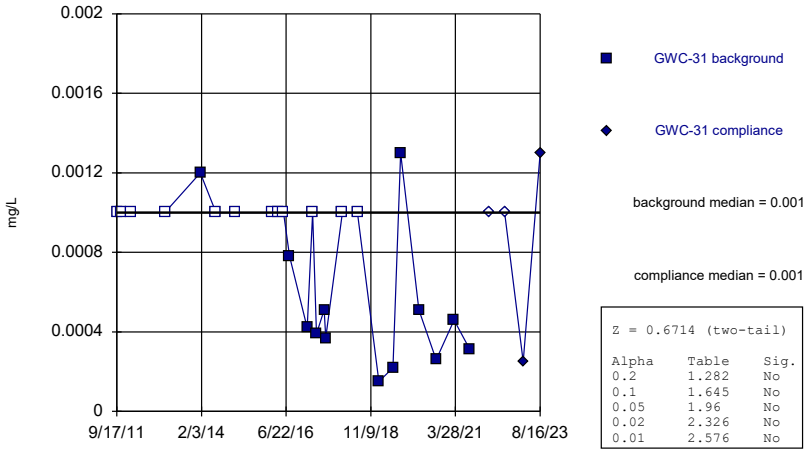

Z = 0.6714 (two-tail)

Alpha	Table	Sig.
0.2	1.282	No
0.1	1.645	No
0.05	1.96	No
0.02	2.326	No
0.01	2.576	No

Constituent: Lead Analysis Run 8/13/2024 10:16 AM View: Appendix I Mann-Whitney
Plant Wansley Client: Southern Company Data: Wansley Landfill

Sanitas™ v.10.0.20 Software licensed to Groundwater Stats Consulting. UG
Hollow symbols indicate censored values.

Mann-Whitney (Wilcoxon Rank Sum)

GWC-33

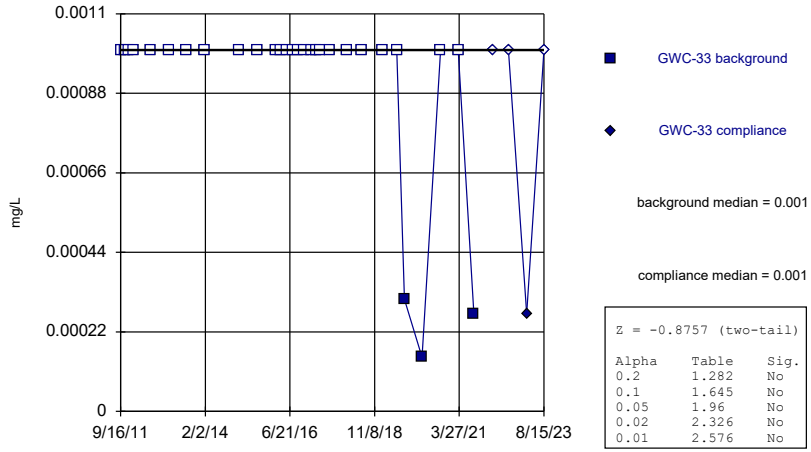

Z = -0.8757 (two-tail)

Alpha	Table	Sig.
0.2	1.282	No
0.1	1.645	No
0.05	1.96	No
0.02	2.326	No
0.01	2.576	No

Constituent: Lead Analysis Run 8/13/2024 10:16 AM View: Appendix I Mann-Whitney
Plant Wansley Client: Southern Company Data: Wansley Landfill

Sanitas™ v.10.0.20 Software licensed to Groundwater Stats Consulting. UG
Hollow symbols indicate censored values.

Mann-Whitney (Wilcoxon Rank Sum)

GWC-34

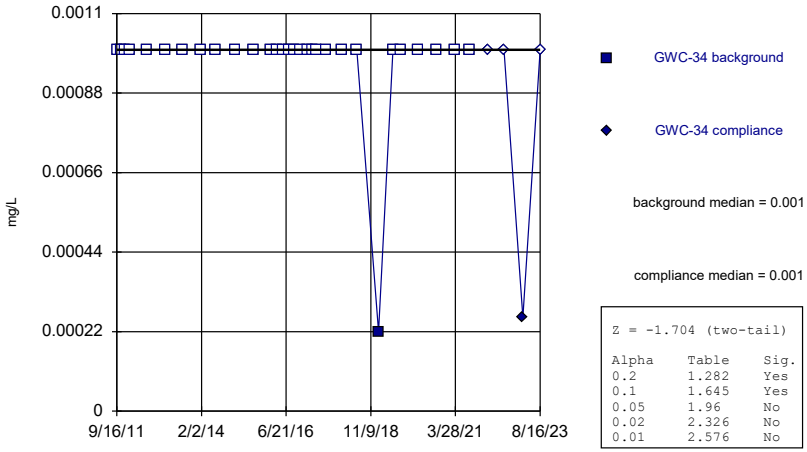

Z = -1.704 (two-tail)

Alpha	Table	Sig.
0.2	1.282	Yes
0.1	1.645	Yes
0.05	1.96	No
0.02	2.326	No
0.01	2.576	No

Constituent: Lead Analysis Run 8/13/2024 10:16 AM View: Appendix I Mann-Whitney
Plant Wansley Client: Southern Company Data: Wansley Landfill

Sanitas™ v.10.0.20 Software licensed to Groundwater Stats Consulting. UG
Hollow symbols indicate censored values.

Mann-Whitney (Wilcoxon Rank Sum)

GWC-5

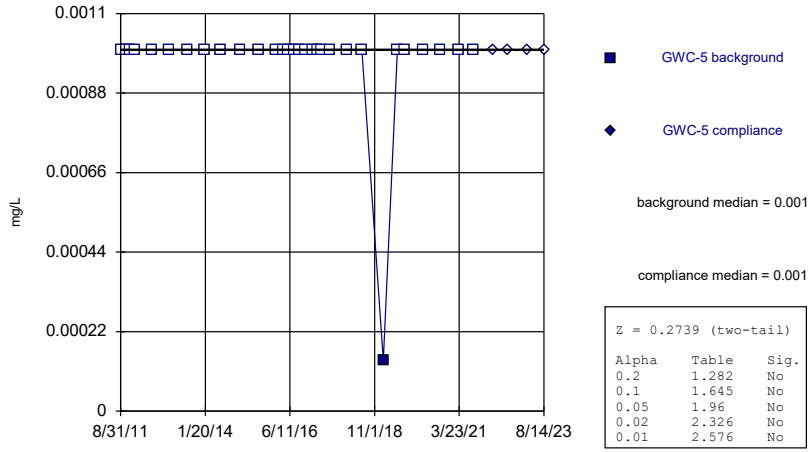

Z = 0.2739 (two-tail)

Alpha	Table	Sig.
0.2	1.282	No
0.1	1.645	No
0.05	1.96	No
0.02	2.326	No
0.01	2.576	No

Constituent: Lead Analysis Run 8/13/2024 10:16 AM View: Appendix I Mann-Whitney
Plant Wansley Client: Southern Company Data: Wansley Landfill

Sanitas™ v.10.0.20 Software licensed to Groundwater Stats Consulting. UG
Hollow symbols indicate censored values.

Mann-Whitney (Wilcoxon Rank Sum)

GWC-7

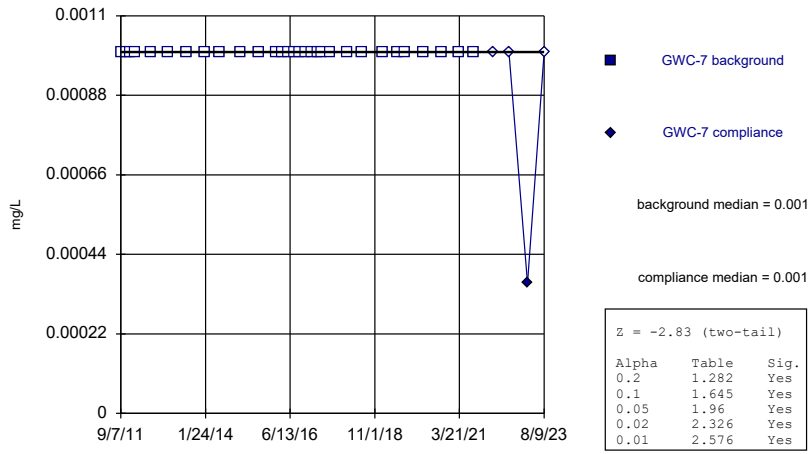

Z = -2.83 (two-tail)

Alpha	Table	Sig.
0.2	1.282	Yes
0.1	1.645	Yes
0.05	1.96	Yes
0.02	2.326	Yes
0.01	2.576	Yes

Constituent: Lead Analysis Run 8/13/2024 10:16 AM View: Appendix I Mann-Whitney
Plant Wansley Client: Southern Company Data: Wansley Landfill

Sanitas™ v.10.0.20 Software licensed to Groundwater Stats Consulting. UG
Hollow symbols indicate censored values.

Mann-Whitney (Wilcoxon Rank Sum)

GWC-8

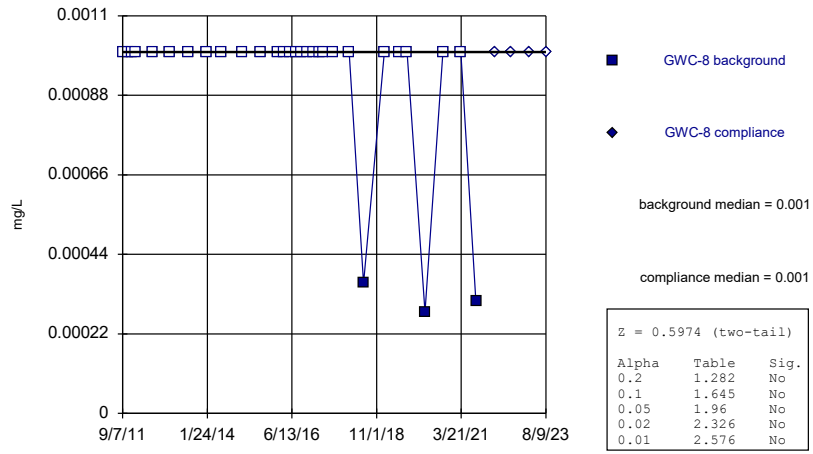

Z = 0.5974 (two-tail)

Alpha	Table	Sig.
0.2	1.282	No
0.1	1.645	No
0.05	1.96	No
0.02	2.326	No
0.01	2.576	No

Constituent: Lead Analysis Run 8/13/2024 10:16 AM View: Appendix I Mann-Whitney
Plant Wansley Client: Southern Company Data: Wansley Landfill

Sanitas™ v.10.0.20 Software licensed to Groundwater Stats Consulting. UG
Hollow symbols indicate censored values.

Mann-Whitney (Wilcoxon Rank Sum)

GWC-9

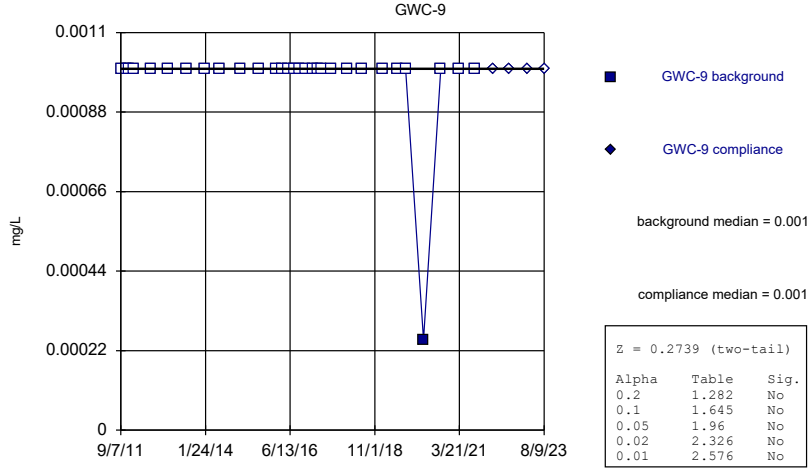

Z = 0.2739 (two-tail)

Alpha	Table	Sig.
0.2	1.282	No
0.1	1.645	No
0.05	1.96	No
0.02	2.326	No
0.01	2.576	No

Constituent: Lead Analysis Run 8/13/2024 10:16 AM View: Appendix I Mann-Whitney
Plant Wansley Client: Southern Company Data: Wansley Landfill

Sanitas™ v.10.0.20 Software licensed to Groundwater Stats Consulting. UG
Hollow symbols indicate censored values.

Mann-Whitney (Wilcoxon Rank Sum)

GWA-1 (bg)

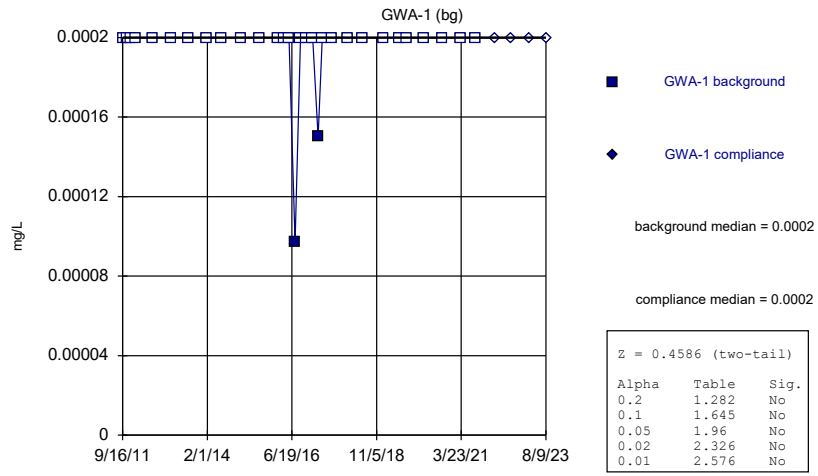

Z = 0.4586 (two-tail)

Alpha	Table	Sig.
0.2	1.282	No
0.1	1.645	No
0.05	1.96	No
0.02	2.326	No
0.01	2.576	No

Constituent: Mercury Analysis Run 8/13/2024 10:16 AM View: Appendix I Mann-Whitney
Plant Wansley Client: Southern Company Data: Wansley Landfill

Sanitas™ v.10.0.20 Software licensed to Groundwater Stats Consulting. UG
Hollow symbols indicate censored values.

Mann-Whitney (Wilcoxon Rank Sum)

GWA-2 (bg)

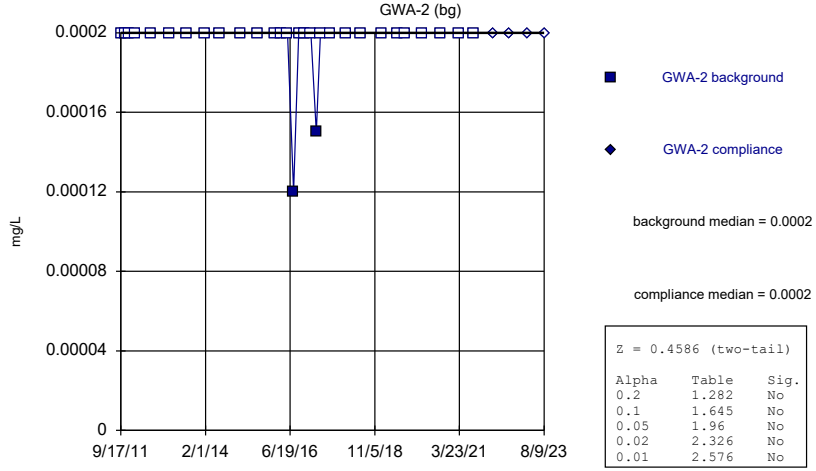

Z = 0.4586 (two-tail)

Alpha	Table	Sig.
0.2	1.282	No
0.1	1.645	No
0.05	1.96	No
0.02	2.326	No
0.01	2.576	No

Constituent: Mercury Analysis Run 8/13/2024 10:16 AM View: Appendix I Mann-Whitney
Plant Wansley Client: Southern Company Data: Wansley Landfill

Sanitas™ v.10.0.20 Software licensed to Groundwater Stats Consulting. UG
Hollow symbols indicate censored values.

Mann-Whitney (Wilcoxon Rank Sum)

GWA-28 (bg)

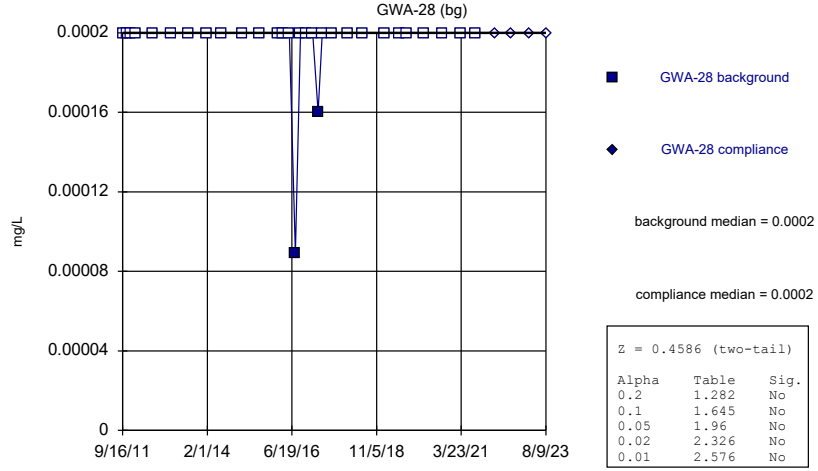

Z = 0.4586 (two-tail)

Alpha	Table	Sig.
0.2	1.282	No
0.1	1.645	No
0.05	1.96	No
0.02	2.326	No
0.01	2.576	No

Constituent: Mercury Analysis Run 8/13/2024 10:16 AM View: Appendix I Mann-Whitney
Plant Wansley Client: Southern Company Data: Wansley Landfill

Sanitas™ v.10.0.20 Software licensed to Groundwater Stats Consulting. UG
Hollow symbols indicate censored values.

Mann-Whitney (Wilcoxon Rank Sum)

GWA-29 (bg)

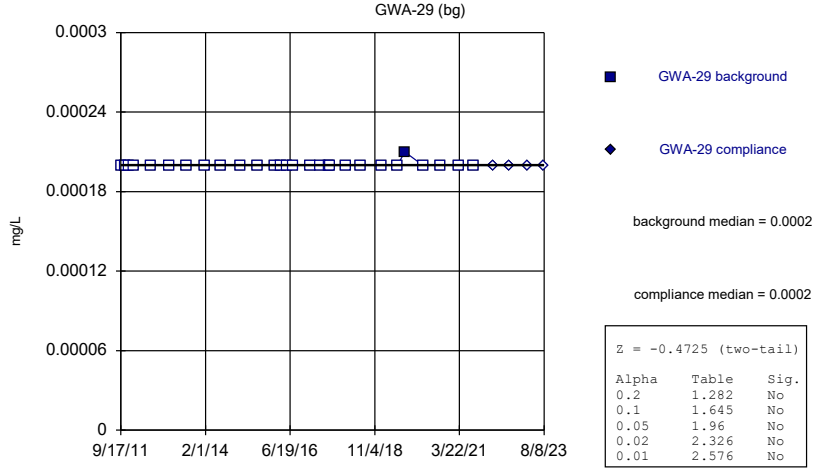

Z = -0.4725 (two-tail)

Alpha	Table	Sig.
0.2	1.282	No
0.1	1.645	No
0.05	1.96	No
0.02	2.326	No
0.01	2.576	No

Constituent: Mercury Analysis Run 8/13/2024 10:16 AM View: Appendix I Mann-Whitney
Plant Wansley Client: Southern Company Data: Wansley Landfill

Sanitas™ v.10.0.20 Software licensed to Groundwater Stats Consulting. UG
Hollow symbols indicate censored values.

Mann-Whitney (Wilcoxon Rank Sum)

GWA-3 (bg)

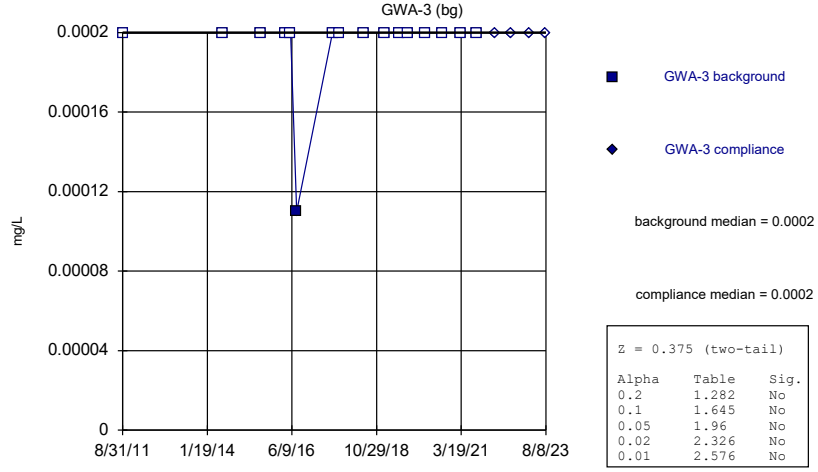

Z = 0.375 (two-tail)

Alpha	Table	Sig.
0.2	1.282	No
0.1	1.645	No
0.05	1.96	No
0.02	2.326	No
0.01	2.576	No

Constituent: Mercury Analysis Run 8/13/2024 10:16 AM View: Appendix I Mann-Whitney
Plant Wansley Client: Southern Company Data: Wansley Landfill

Sanitas™ v.10.0.20 Software licensed to Groundwater Stats Consulting. UG
Hollow symbols indicate censored values.

Mann-Whitney (Wilcoxon Rank Sum)

GWA-4 (bg)

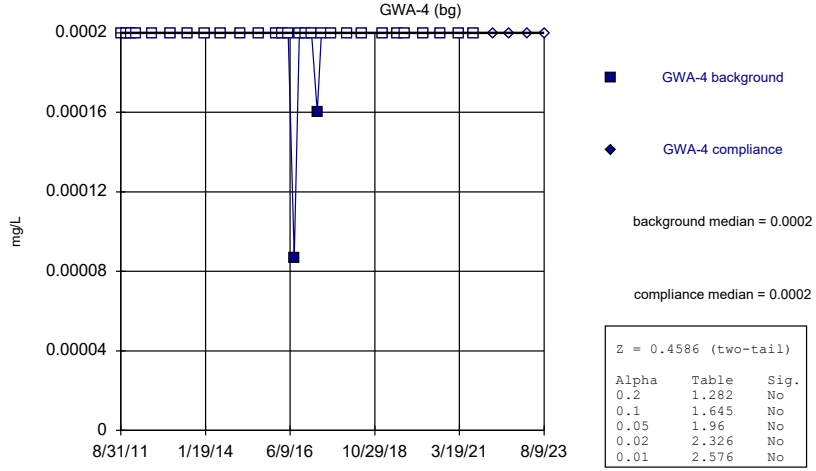

Z = 0.4586 (two-tail)

Alpha	Table	Sig.
0.2	1.282	No
0.1	1.645	No
0.05	1.96	No
0.02	2.326	No
0.01	2.576	No

Constituent: Mercury Analysis Run 8/13/2024 10:16 AM View: Appendix I Mann-Whitney
Plant Wansley Client: Southern Company Data: Wansley Landfill

Sanitas™ v.10.0.20 Software licensed to Groundwater Stats Consulting. UG
Hollow symbols indicate censored values.

Mann-Whitney (Wilcoxon Rank Sum)

GWC-10

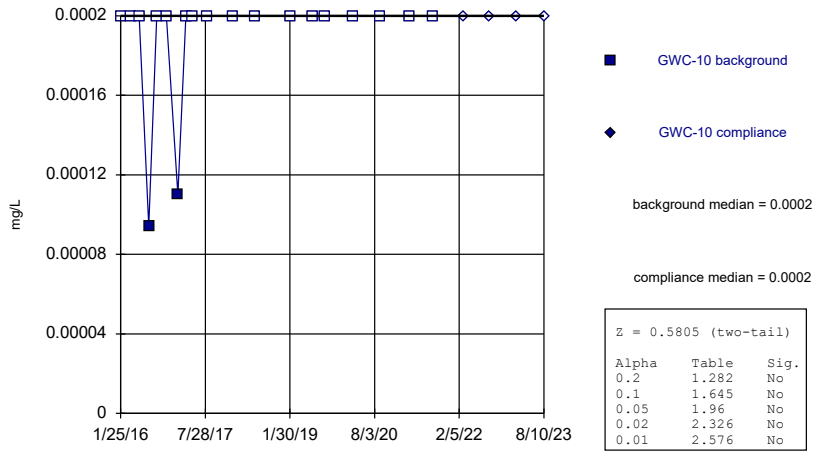

Z = 0.5805 (two-tail)

Alpha	Table	Sig.
0.2	1.282	No
0.1	1.645	No
0.05	1.96	No
0.02	2.326	No
0.01	2.576	No

Constituent: Mercury Analysis Run 8/13/2024 10:16 AM View: Appendix I Mann-Whitney
Plant Wansley Client: Southern Company Data: Wansley Landfill

Sanitas™ v.10.0.20 Software licensed to Groundwater Stats Consulting. UG
Hollow symbols indicate censored values.

Mann-Whitney (Wilcoxon Rank Sum)

GWC-11

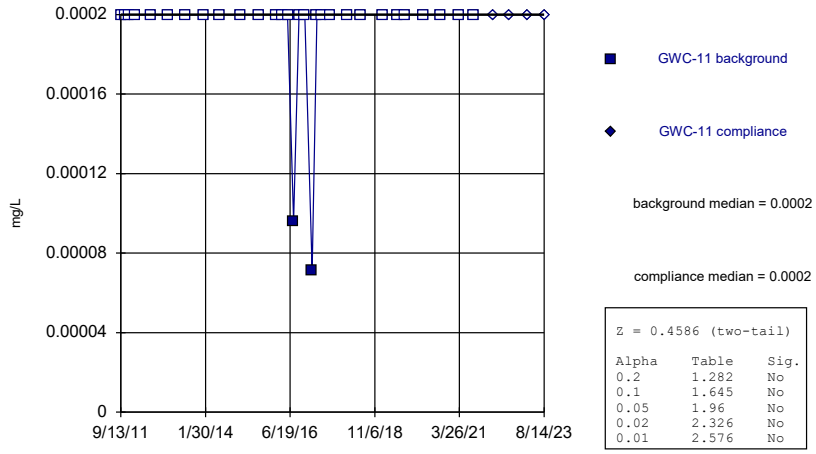

Z = 0.4586 (two-tail)

Alpha	Table	Sig.
0.2	1.282	No
0.1	1.645	No
0.05	1.96	No
0.02	2.326	No
0.01	2.576	No

Constituent: Mercury Analysis Run 8/13/2024 10:16 AM View: Appendix I Mann-Whitney
Plant Wansley Client: Southern Company Data: Wansley Landfill

Sanitas™ v.10.0.20 Software licensed to Groundwater Stats Consulting. UG
Hollow symbols indicate censored values.

Mann-Whitney (Wilcoxon Rank Sum)

GWC-12

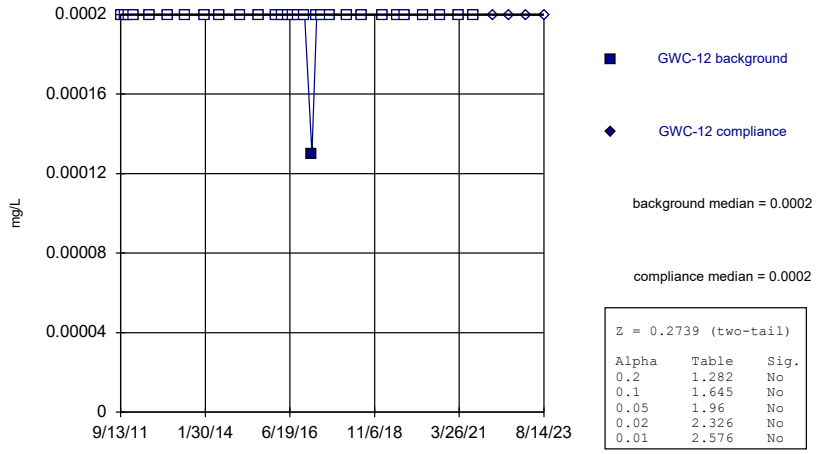

Z = 0.2739 (two-tail)

Alpha	Table	Sig.
0.2	1.282	No
0.1	1.645	No
0.05	1.96	No
0.02	2.326	No
0.01	2.576	No

Constituent: Mercury Analysis Run 8/13/2024 10:16 AM View: Appendix I Mann-Whitney
Plant Wansley Client: Southern Company Data: Wansley Landfill

Sanitas™ v.10.0.20 Software licensed to Groundwater Stats Consulting. UG
Hollow symbols indicate censored values.

Mann-Whitney (Wilcoxon Rank Sum)

GWC-13

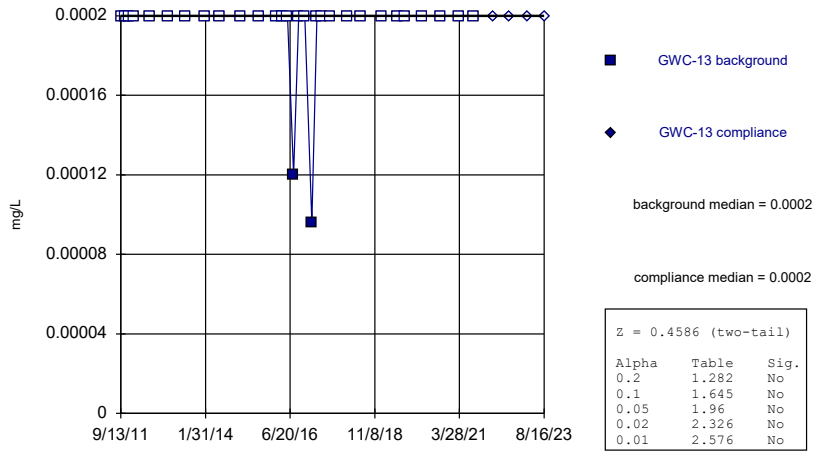

Z = 0.4586 (two-tail)

Alpha	Table	Sig.
0.2	1.282	No
0.1	1.645	No
0.05	1.96	No
0.02	2.326	No
0.01	2.576	No

Constituent: Mercury Analysis Run 8/13/2024 10:17 AM View: Appendix I Mann-Whitney
Plant Wansley Client: Southern Company Data: Wansley Landfill

Sanitas™ v.10.0.20 Software licensed to Groundwater Stats Consulting. UG
Hollow symbols indicate censored values.

Mann-Whitney (Wilcoxon Rank Sum)

GWC-14

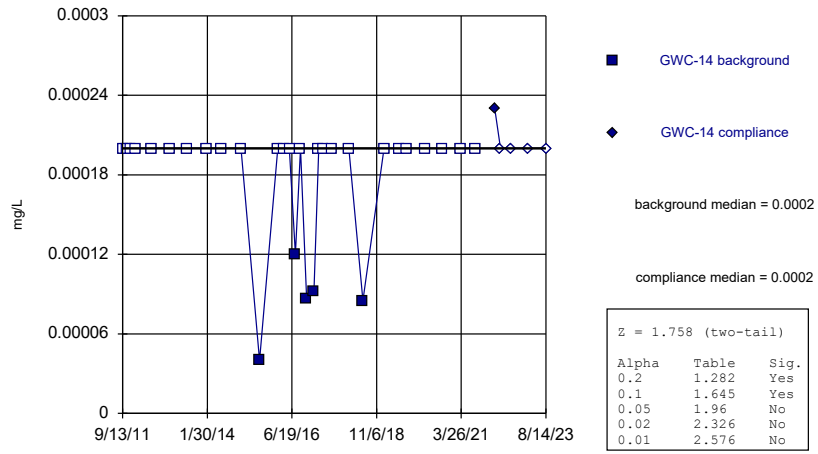

Z = 1.758 (two-tail)

Alpha	Table	Sig.
0.2	1.282	Yes
0.1	1.645	Yes
0.05	1.96	No
0.02	2.326	No
0.01	2.576	No

Constituent: Mercury Analysis Run 8/13/2024 10:17 AM View: Appendix I Mann-Whitney
Plant Wansley Client: Southern Company Data: Wansley Landfill

Sanitas™ v.10.0.20 Software licensed to Groundwater Stats Consulting. UG
Hollow symbols indicate censored values.

Mann-Whitney (Wilcoxon Rank Sum)

GWC-15

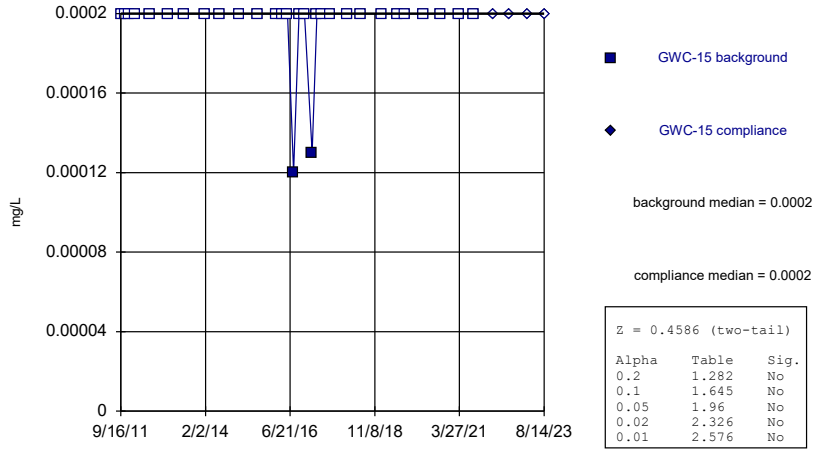

Z = 0.4586 (two-tail)

Alpha	Table	Sig.
0.2	1.282	No
0.1	1.645	No
0.05	1.96	No
0.02	2.326	No
0.01	2.576	No

Constituent: Mercury Analysis Run 8/13/2024 10:17 AM View: Appendix I Mann-Whitney
Plant Wansley Client: Southern Company Data: Wansley Landfill

Sanitas™ v.10.0.20 Software licensed to Groundwater Stats Consulting. UG
Hollow symbols indicate censored values.

Mann-Whitney (Wilcoxon Rank Sum)

GWC-16

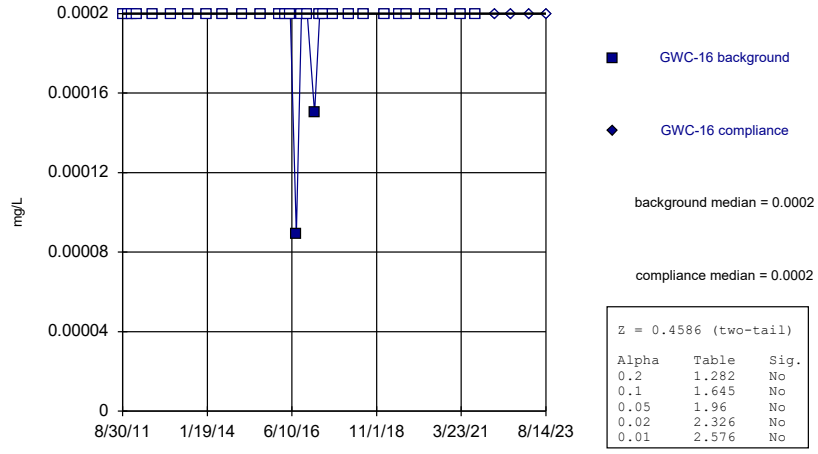

Z = 0.4586 (two-tail)

Alpha	Table	Sig.
0.2	1.282	No
0.1	1.645	No
0.05	1.96	No
0.02	2.326	No
0.01	2.576	No

Constituent: Mercury Analysis Run 8/13/2024 10:17 AM View: Appendix I Mann-Whitney
Plant Wansley Client: Southern Company Data: Wansley Landfill

Sanitas™ v.10.0.20 Software licensed to Groundwater Stats Consulting. UG
Hollow symbols indicate censored values.

Mann-Whitney (Wilcoxon Rank Sum)

GWC-17

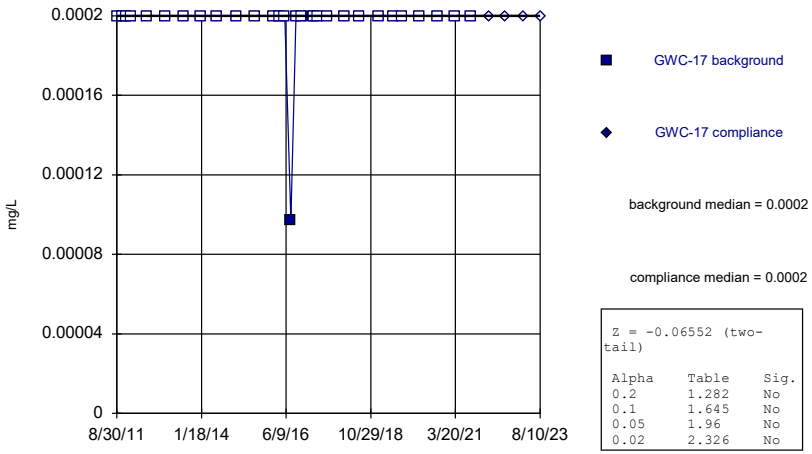

Z = -0.06552 (two-tail)

Alpha	Table	Sig.
0.2	1.282	No
0.1	1.645	No
0.05	1.96	No
0.02	2.326	No

Constituent: Mercury Analysis Run 8/13/2024 10:17 AM View: Appendix I Mann-Whitney
Plant Wansley Client: Southern Company Data: Wansley Landfill

Sanitas™ v.10.0.20 Software licensed to Groundwater Stats Consulting. UG
Hollow symbols indicate censored values.

Mann-Whitney (Wilcoxon Rank Sum)

GWC-18

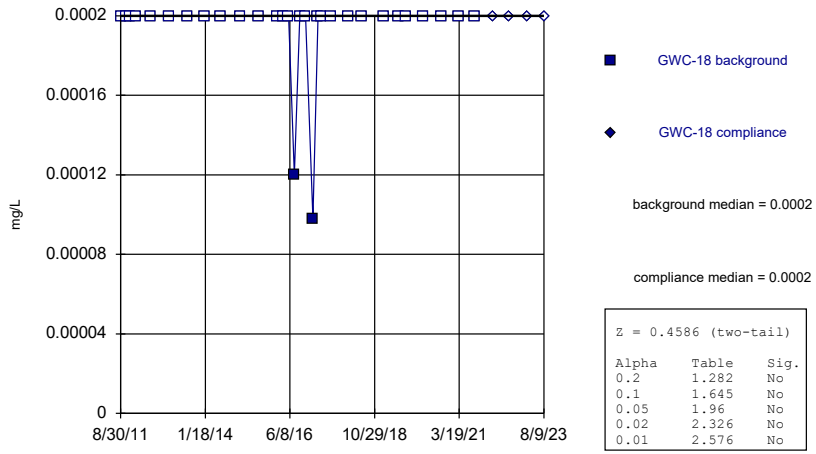

Z = 0.4586 (two-tail)

Alpha	Table	Sig.
0.2	1.282	No
0.1	1.645	No
0.05	1.96	No
0.02	2.326	No
0.01	2.576	No

Constituent: Mercury Analysis Run 8/13/2024 10:17 AM View: Appendix I Mann-Whitney
Plant Wansley Client: Southern Company Data: Wansley Landfill

Sanitas™ v.10.0.20 Software licensed to Groundwater Stats Consulting. UG
Hollow symbols indicate censored values.

Mann-Whitney (Wilcoxon Rank Sum)

GWC-19

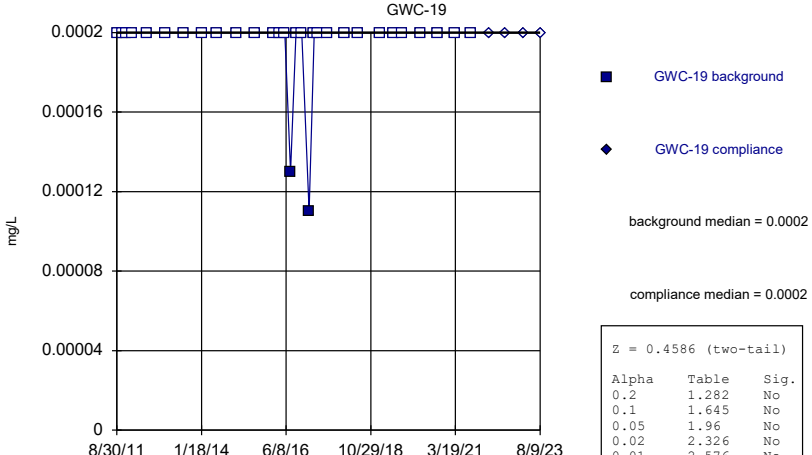

Z = 0.4586 (two-tail)

Alpha	Table	Sig.
0.2	1.282	No
0.1	1.645	No
0.05	1.96	No
0.02	2.326	No
0.01	2.576	No

Constituent: Mercury Analysis Run 8/13/2024 10:17 AM View: Appendix I Mann-Whitney
Plant Wansley Client: Southern Company Data: Wansley Landfill

Sanitas™ v.10.0.20 Software licensed to Groundwater Stats Consulting. UG
Hollow symbols indicate censored values.

Mann-Whitney (Wilcoxon Rank Sum)

GWC-20

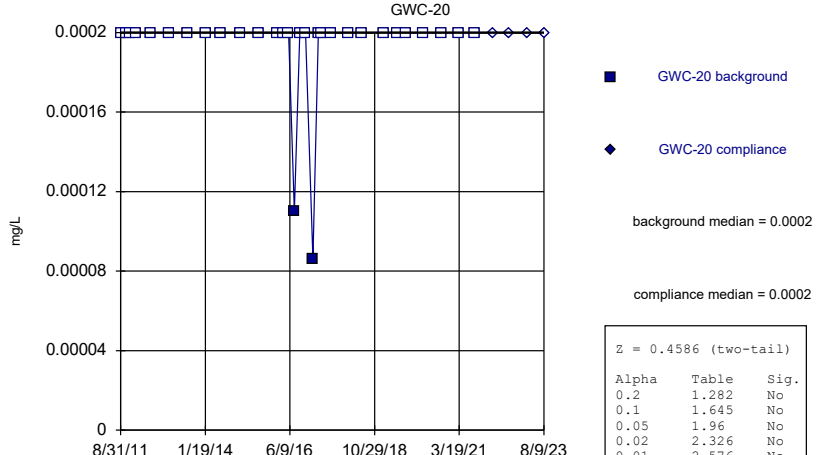

Z = 0.4586 (two-tail)

Alpha	Table	Sig.
0.2	1.282	No
0.1	1.645	No
0.05	1.96	No
0.02	2.326	No
0.01	2.576	No

Constituent: Mercury Analysis Run 8/13/2024 10:17 AM View: Appendix I Mann-Whitney
Plant Wansley Client: Southern Company Data: Wansley Landfill

Sanitas™ v.10.0.20 Software licensed to Groundwater Stats Consulting. UG
Hollow symbols indicate censored values.

Mann-Whitney (Wilcoxon Rank Sum)

GWC-21

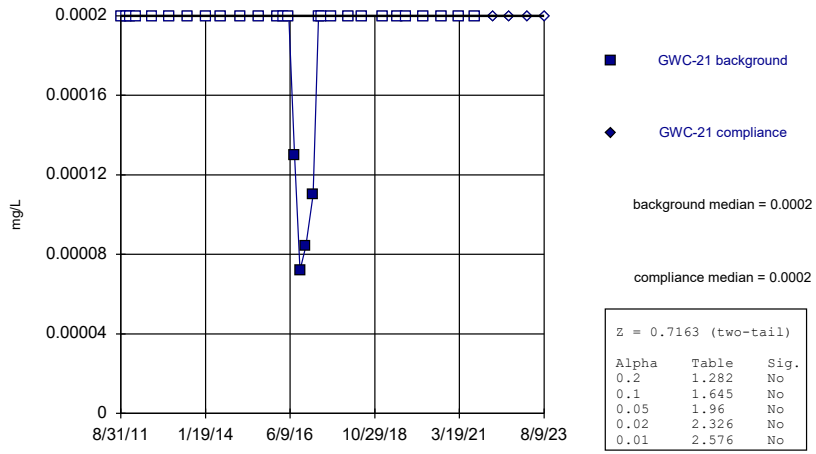

Z = 0.7163 (two-tail)

Alpha	Table	Sig.
0.2	1.282	No
0.1	1.645	No
0.05	1.96	No
0.02	2.326	No
0.01	2.576	No

Constituent: Mercury Analysis Run 8/13/2024 10:17 AM View: Appendix I Mann-Whitney
Plant Wansley Client: Southern Company Data: Wansley Landfill

Sanitas™ v.10.0.20 Software licensed to Groundwater Stats Consulting. UG
Hollow symbols indicate censored values.

Mann-Whitney (Wilcoxon Rank Sum)

GWC-22

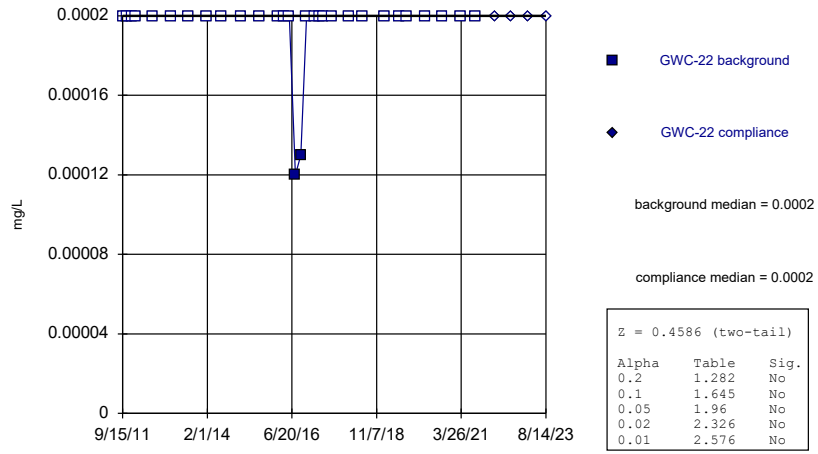

Z = 0.4586 (two-tail)

Alpha	Table	Sig.
0.2	1.282	No
0.1	1.645	No
0.05	1.96	No
0.02	2.326	No
0.01	2.576	No

Constituent: Mercury Analysis Run 8/13/2024 10:17 AM View: Appendix I Mann-Whitney
Plant Wansley Client: Southern Company Data: Wansley Landfill

Sanitas™ v.10.0.20 Software licensed to Groundwater Stats Consulting. UG
Hollow symbols indicate censored values.

Mann-Whitney (Wilcoxon Rank Sum)

GWC-23

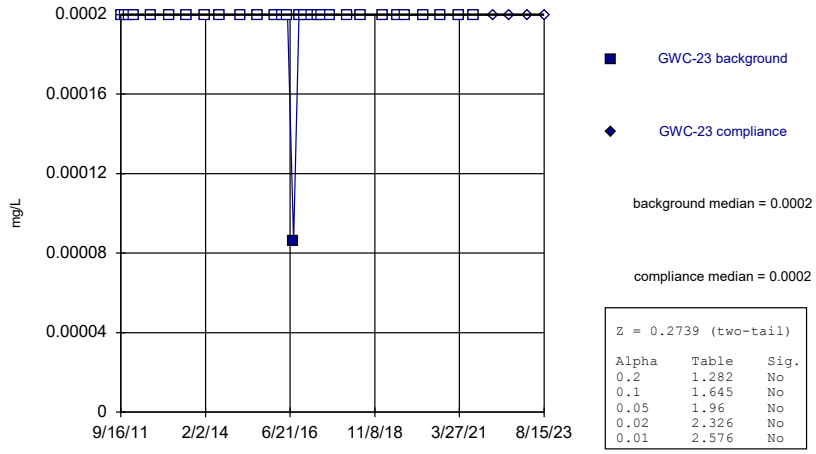

Z = 0.2739 (two-tail)

Alpha	Table	Sig.
0.2	1.282	No
0.1	1.645	No
0.05	1.96	No
0.02	2.326	No
0.01	2.576	No

Constituent: Mercury Analysis Run 8/13/2024 10:17 AM View: Appendix I Mann-Whitney
Plant Wansley Client: Southern Company Data: Wansley Landfill

Sanitas™ v.10.0.20 Software licensed to Groundwater Stats Consulting. UG
Hollow symbols indicate censored values.

Mann-Whitney (Wilcoxon Rank Sum)

GWC-24

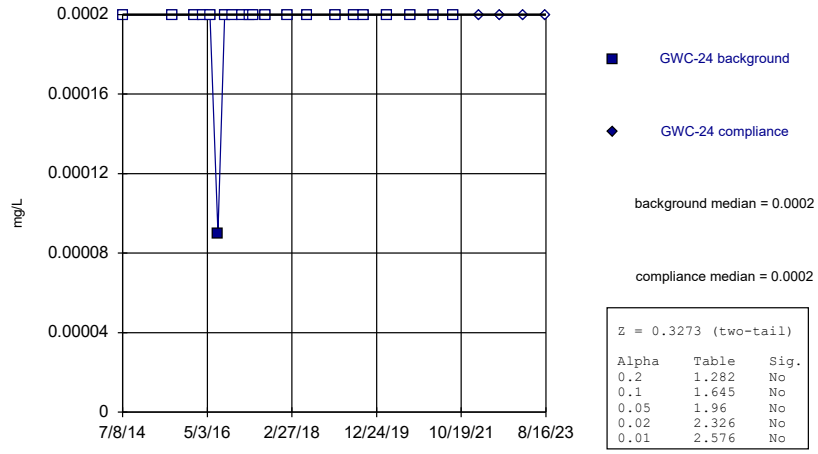

Z = 0.3273 (two-tail)

Alpha	Table	Sig.
0.2	1.282	No
0.1	1.645	No
0.05	1.96	No
0.02	2.326	No
0.01	2.576	No

Constituent: Mercury Analysis Run 8/13/2024 10:17 AM View: Appendix I Mann-Whitney
Plant Wansley Client: Southern Company Data: Wansley Landfill

Sanitas™ v.10.0.20 Software licensed to Groundwater Stats Consulting. UG
Hollow symbols indicate censored values.

Mann-Whitney (Wilcoxon Rank Sum)

GWC-25

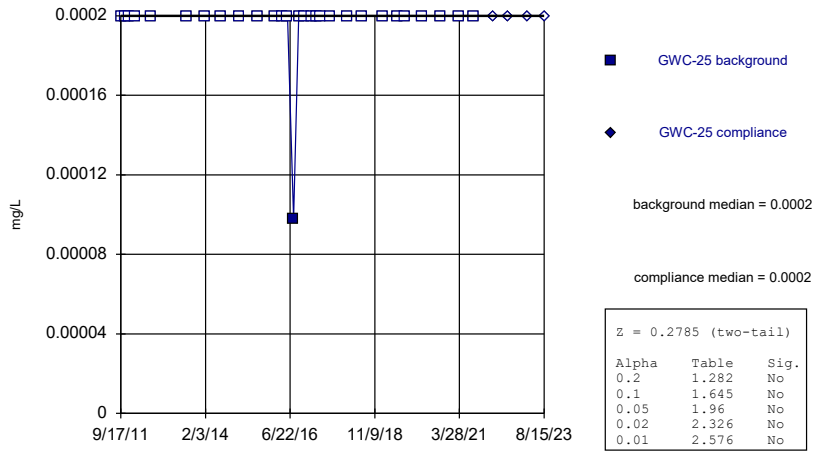

Z = 0.2785 (two-tail)

Alpha	Table	Sig.
0.2	1.282	No
0.1	1.645	No
0.05	1.96	No
0.02	2.326	No
0.01	2.576	No

Constituent: Mercury Analysis Run 8/13/2024 10:17 AM View: Appendix I Mann-Whitney
Plant Wansley Client: Southern Company Data: Wansley Landfill

Sanitas™ v.10.0.20 Software licensed to Groundwater Stats Consulting. UG
Hollow symbols indicate censored values.

Mann-Whitney (Wilcoxon Rank Sum)

GWC-26

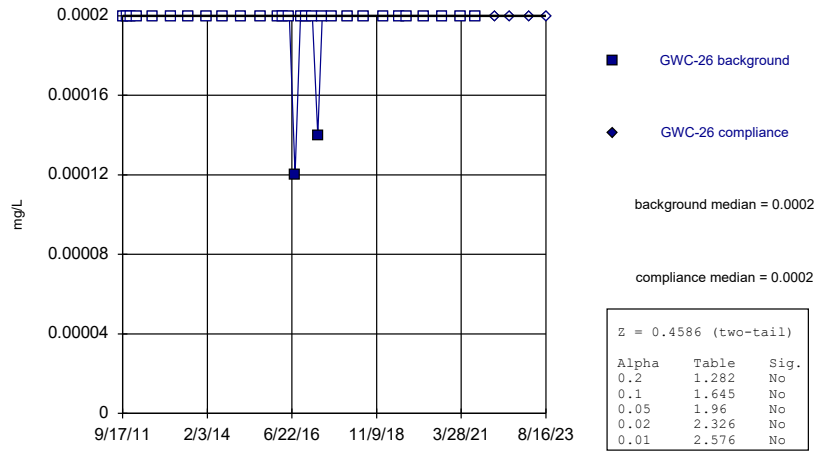

Z = 0.4586 (two-tail)

Alpha	Table	Sig.
0.2	1.282	No
0.1	1.645	No
0.05	1.96	No
0.02	2.326	No
0.01	2.576	No

Constituent: Mercury Analysis Run 8/13/2024 10:17 AM View: Appendix I Mann-Whitney
Plant Wansley Client: Southern Company Data: Wansley Landfill

Sanitas™ v.10.0.20 Software licensed to Groundwater Stats Consulting. UG
Hollow symbols indicate censored values.

Mann-Whitney (Wilcoxon Rank Sum)

GWC-27

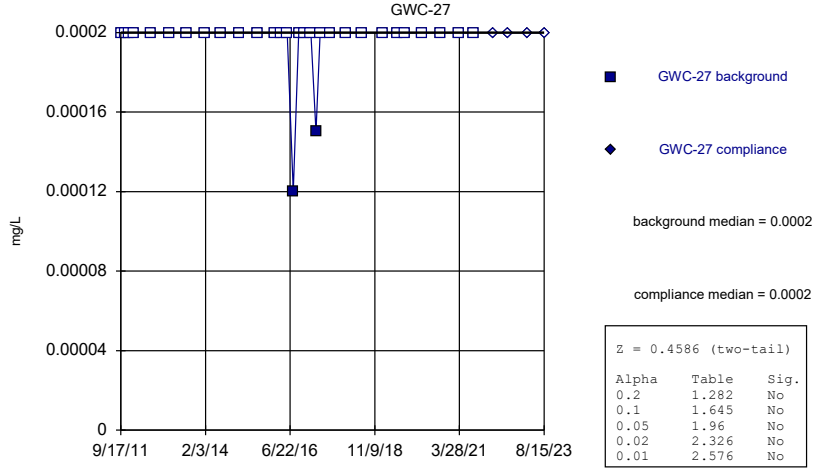

Z = 0.4586 (two-tail)

Alpha	Table	Sig.
0.2	1.282	No
0.1	1.645	No
0.05	1.96	No
0.02	2.326	No
0.01	2.576	No

Constituent: Mercury Analysis Run 8/13/2024 10:17 AM View: Appendix I Mann-Whitney
Plant Wansley Client: Southern Company Data: Wansley Landfill

Sanitas™ v.10.0.20 Software licensed to Groundwater Stats Consulting. UG
Hollow symbols indicate censored values.

Mann-Whitney (Wilcoxon Rank Sum)

GWC-30

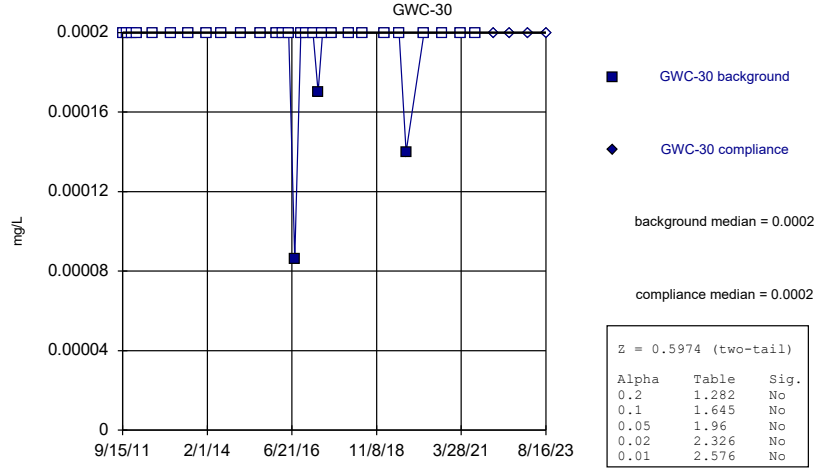

Z = 0.5974 (two-tail)

Alpha	Table	Sig.
0.2	1.282	No
0.1	1.645	No
0.05	1.96	No
0.02	2.326	No
0.01	2.576	No

Constituent: Mercury Analysis Run 8/13/2024 10:17 AM View: Appendix I Mann-Whitney
Plant Wansley Client: Southern Company Data: Wansley Landfill

Sanitas™ v.10.0.20 Software licensed to Groundwater Stats Consulting. UG
Hollow symbols indicate censored values.

Mann-Whitney (Wilcoxon Rank Sum)

GWC-31

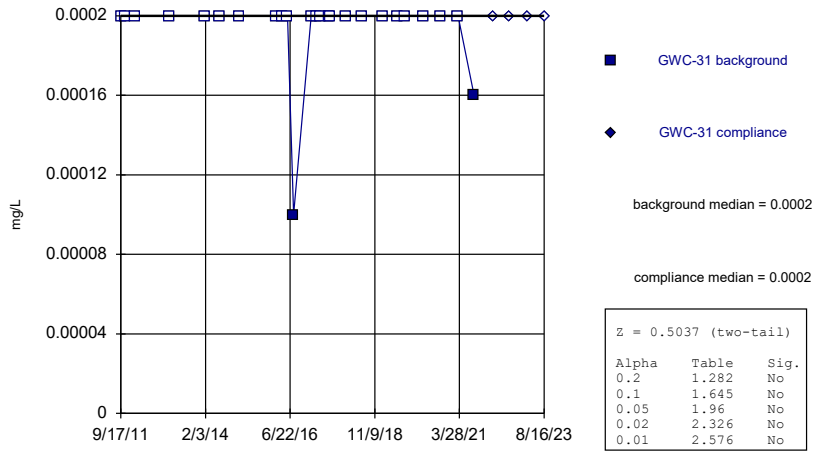

Z = 0.5037 (two-tail)

Alpha	Table	Sig.
0.2	1.282	No
0.1	1.645	No
0.05	1.96	No
0.02	2.326	No
0.01	2.576	No

Constituent: Mercury Analysis Run 8/13/2024 10:17 AM View: Appendix I Mann-Whitney
Plant Wansley Client: Southern Company Data: Wansley Landfill

Sanitas™ v.10.0.20 Software licensed to Groundwater Stats Consulting. UG
Hollow symbols indicate censored values.

Mann-Whitney (Wilcoxon Rank Sum)

GWC-32

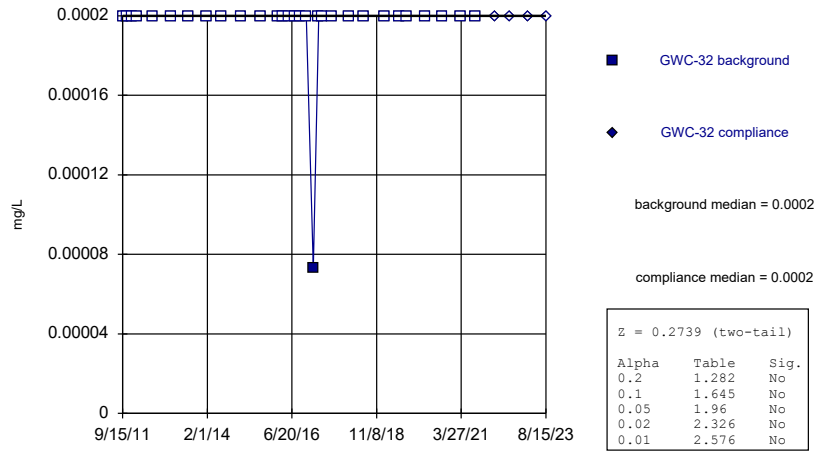

Z = 0.2739 (two-tail)

Alpha	Table	Sig.
0.2	1.282	No
0.1	1.645	No
0.05	1.96	No
0.02	2.326	No
0.01	2.576	No

Constituent: Mercury Analysis Run 8/13/2024 10:17 AM View: Appendix I Mann-Whitney
Plant Wansley Client: Southern Company Data: Wansley Landfill

Sanitas™ v.10.0.20 Software licensed to Groundwater Stats Consulting. UG
Hollow symbols indicate censored values.

Mann-Whitney (Wilcoxon Rank Sum)

GWC-33

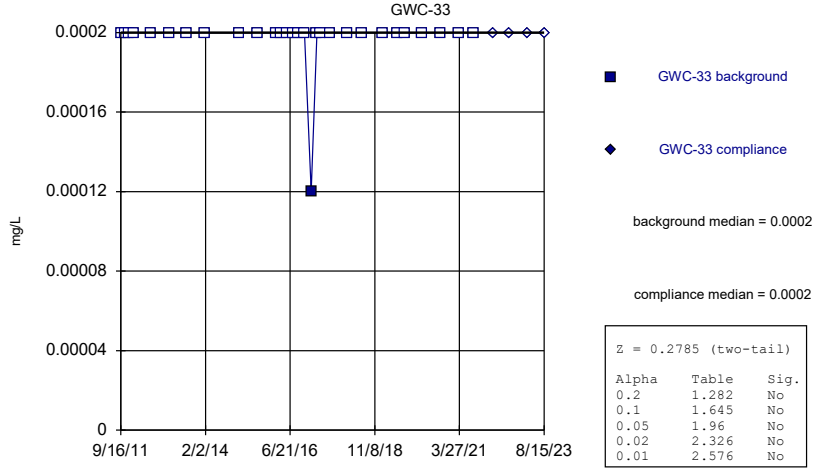

Z = 0.2785 (two-tail)

Alpha	Table	Sig.
0.2	1.282	No
0.1	1.645	No
0.05	1.96	No
0.02	2.326	No
0.01	2.576	No

Constituent: Mercury Analysis Run 8/13/2024 10:17 AM View: Appendix I Mann-Whitney
Plant Wansley Client: Southern Company Data: Wansley Landfill

Sanitas™ v.10.0.20 Software licensed to Groundwater Stats Consulting. UG
Hollow symbols indicate censored values.

Mann-Whitney (Wilcoxon Rank Sum)

GWC-34

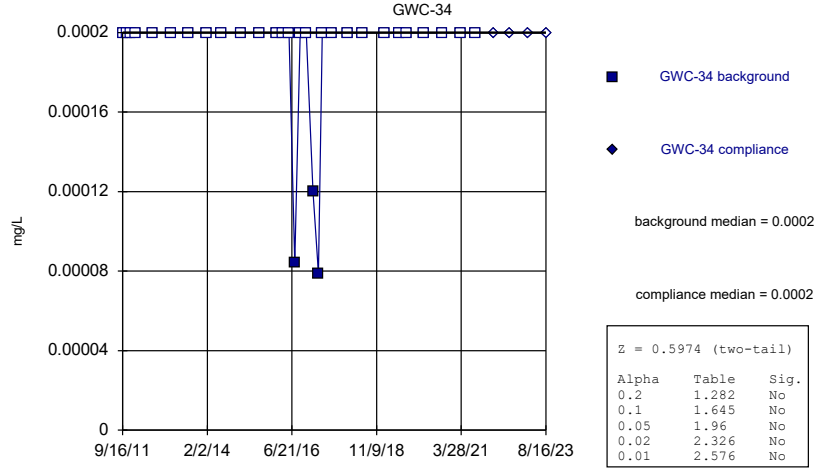

Z = 0.5974 (two-tail)

Alpha	Table	Sig.
0.2	1.282	No
0.1	1.645	No
0.05	1.96	No
0.02	2.326	No
0.01	2.576	No

Constituent: Mercury Analysis Run 8/13/2024 10:17 AM View: Appendix I Mann-Whitney
Plant Wansley Client: Southern Company Data: Wansley Landfill

Sanitas™ v.10.0.20 Software licensed to Groundwater Stats Consulting. UG
Hollow symbols indicate censored values.

Mann-Whitney (Wilcoxon Rank Sum)

GWC-35

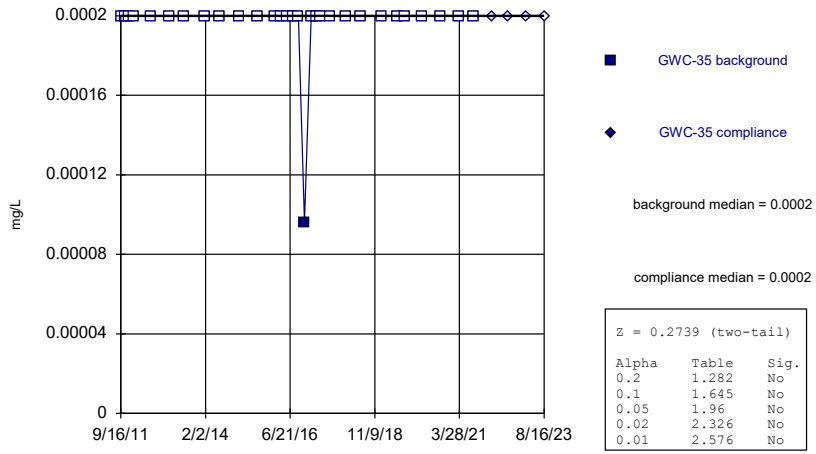

Z = 0.2739 (two-tail)

Alpha	Table	Sig.
0.2	1.282	No
0.1	1.645	No
0.05	1.96	No
0.02	2.326	No
0.01	2.576	No

Constituent: Mercury Analysis Run 8/13/2024 10:17 AM View: Appendix I Mann-Whitney
Plant Wansley Client: Southern Company Data: Wansley Landfill

Sanitas™ v.10.0.20 Software licensed to Groundwater Stats Consulting. UG
Hollow symbols indicate censored values.

Mann-Whitney (Wilcoxon Rank Sum)

GWC-5

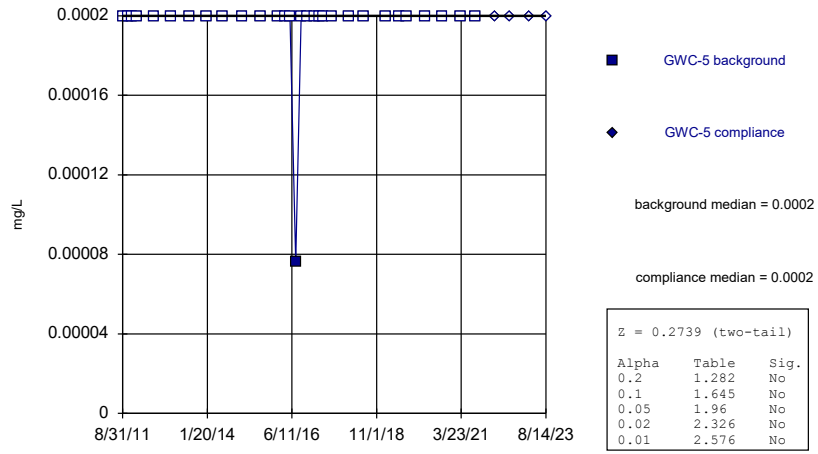

Z = 0.2739 (two-tail)

Alpha	Table	Sig.
0.2	1.282	No
0.1	1.645	No
0.05	1.96	No
0.02	2.326	No
0.01	2.576	No

Constituent: Mercury Analysis Run 8/13/2024 10:17 AM View: Appendix I Mann-Whitney
Plant Wansley Client: Southern Company Data: Wansley Landfill

Sanitas™ v.10.0.20 Software licensed to Groundwater Stats Consulting. UG
Hollow symbols indicate censored values.

Mann-Whitney (Wilcoxon Rank Sum)

GWC-6

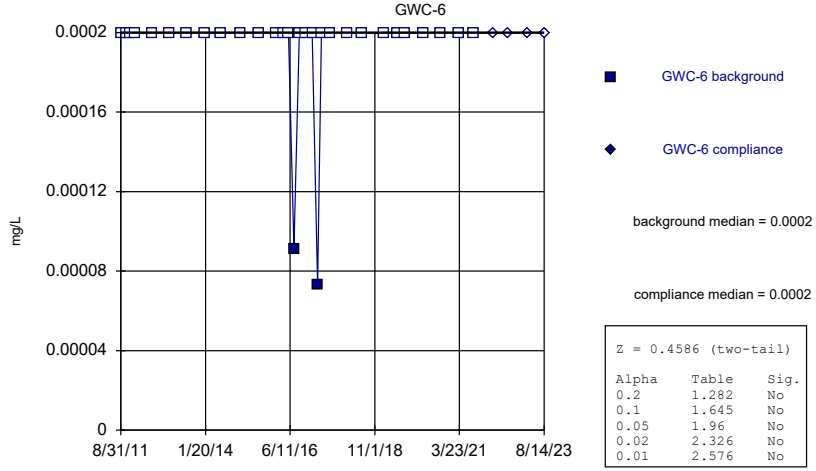

Z = 0.4586 (two-tail)

Alpha	Table	Sig.
0.2	1.282	No
0.1	1.645	No
0.05	1.96	No
0.02	2.326	No
0.01	2.576	No

Constituent: Mercury Analysis Run 8/13/2024 10:17 AM View: Appendix I Mann-Whitney
Plant Wansley Client: Southern Company Data: Wansley Landfill

Sanitas™ v.10.0.20 Software licensed to Groundwater Stats Consulting. UG
Hollow symbols indicate censored values.

Mann-Whitney (Wilcoxon Rank Sum)

GWC-7

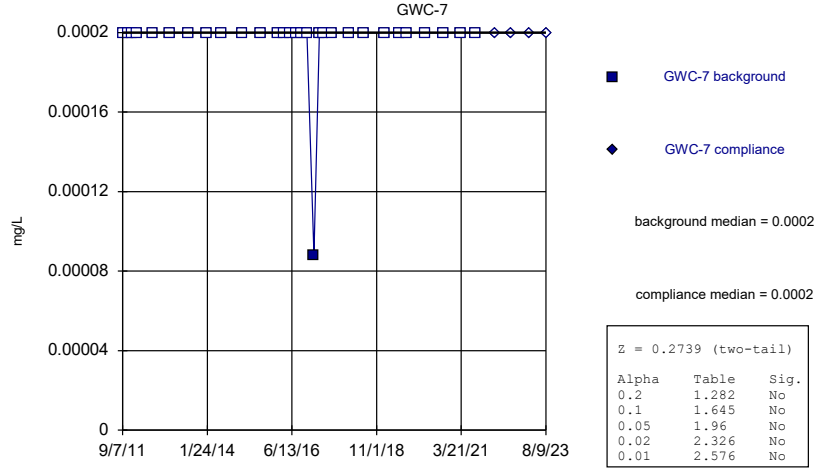

Z = 0.2739 (two-tail)

Alpha	Table	Sig.
0.2	1.282	No
0.1	1.645	No
0.05	1.96	No
0.02	2.326	No
0.01	2.576	No

Constituent: Mercury Analysis Run 8/13/2024 10:17 AM View: Appendix I Mann-Whitney
Plant Wansley Client: Southern Company Data: Wansley Landfill

Sanitas™ v.10.0.20 Software licensed to Groundwater Stats Consulting. UG
Hollow symbols indicate censored values.

Mann-Whitney (Wilcoxon Rank Sum)

GWC-8

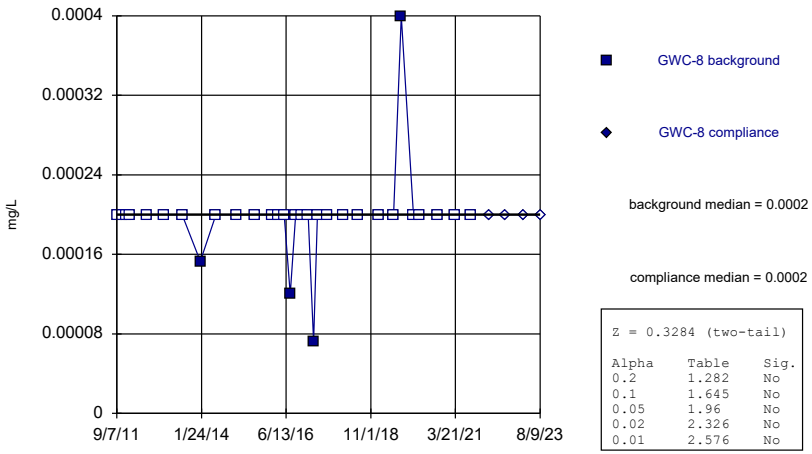

Z = 0.3284 (two-tail)

Alpha	Table	Sig.
0.2	1.282	No
0.1	1.645	No
0.05	1.96	No
0.02	2.326	No
0.01	2.576	No

Constituent: Mercury Analysis Run 8/13/2024 10:17 AM View: Appendix I Mann-Whitney
Plant Wansley Client: Southern Company Data: Wansley Landfill

Sanitas™ v.10.0.20 Software licensed to Groundwater Stats Consulting. UG
Hollow symbols indicate censored values.

Mann-Whitney (Wilcoxon Rank Sum)

GWC-9

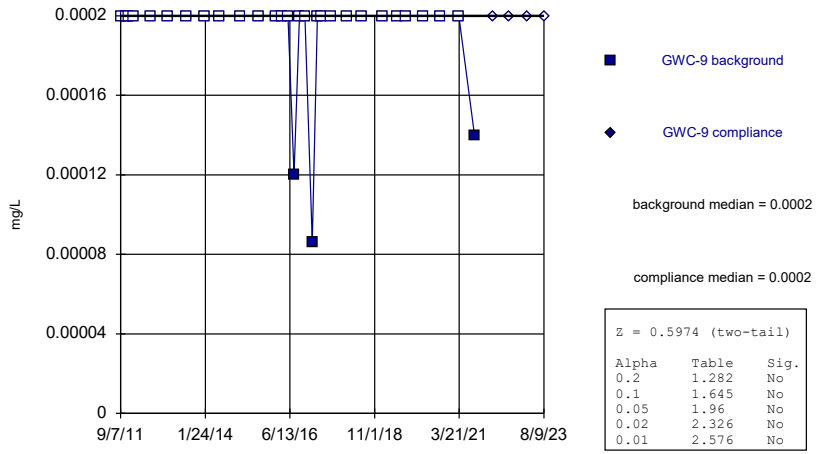

Z = 0.5974 (two-tail)

Alpha	Table	Sig.
0.2	1.282	No
0.1	1.645	No
0.05	1.96	No
0.02	2.326	No
0.01	2.576	No

Constituent: Mercury Analysis Run 8/13/2024 10:17 AM View: Appendix I Mann-Whitney
Plant Wansley Client: Southern Company Data: Wansley Landfill

Sanitas™ v.10.0.20 Software licensed to Groundwater Stats Consulting. UG
Hollow symbols indicate censored values.

Mann-Whitney (Wilcoxon Rank Sum)

GWA-1 (bg)

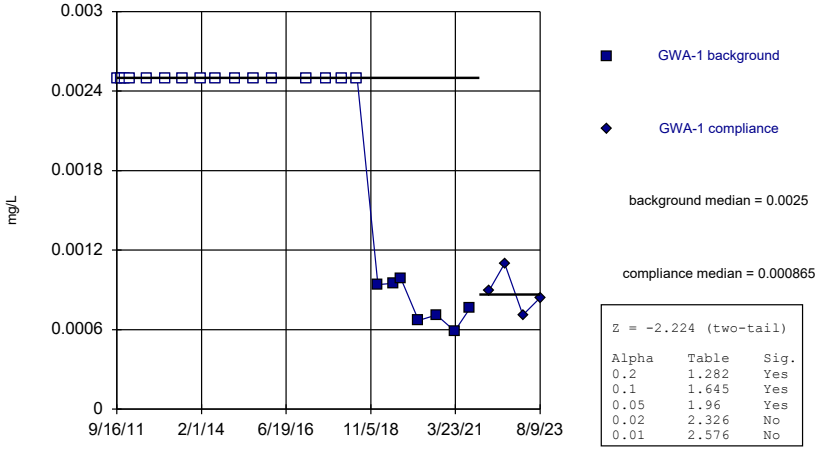

Z = -2.224 (two-tail)

Alpha	Table	Sig.
0.2	1.282	Yes
0.1	1.645	Yes
0.05	1.96	Yes
0.02	2.326	No
0.01	2.576	No

Constituent: Nickel Analysis Run 8/13/2024 10:17 AM View: Appendix I Mann-Whitney
Plant Wansley Client: Southern Company Data: Wansley Landfill

Sanitas™ v.10.0.20 Software licensed to Groundwater Stats Consulting. UG
Hollow symbols indicate censored values.

Mann-Whitney (Wilcoxon Rank Sum)

GWA-2 (bg)

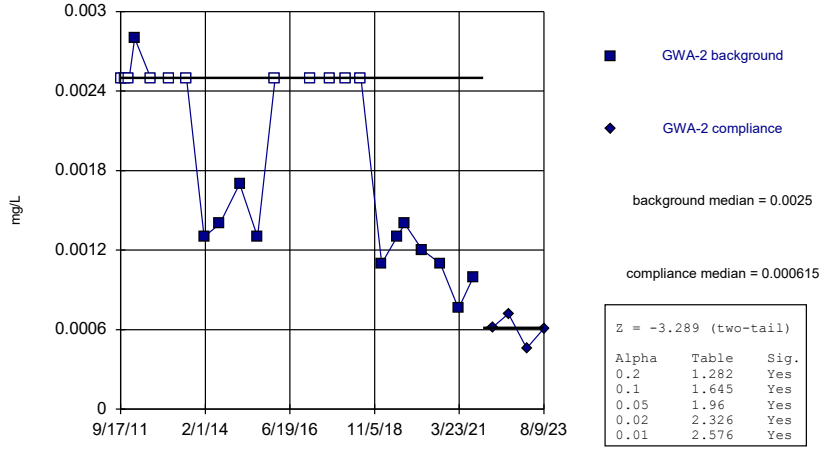

Z = -3.289 (two-tail)

Alpha	Table	Sig.
0.2	1.282	Yes
0.1	1.645	Yes
0.05	1.96	Yes
0.02	2.326	Yes
0.01	2.576	Yes

Constituent: Nickel Analysis Run 8/13/2024 10:17 AM View: Appendix I Mann-Whitney
Plant Wansley Client: Southern Company Data: Wansley Landfill

Sanitas™ v.10.0.20 Software licensed to Groundwater Stats Consulting. UG
Hollow symbols indicate censored values.

Mann-Whitney (Wilcoxon Rank Sum)

GWA-28 (bg)

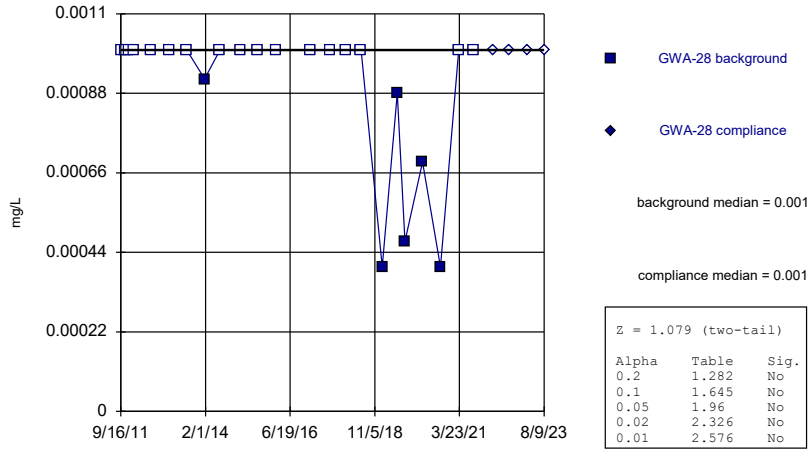

Z = 1.079 (two-tail)

Alpha	Table	Sig.
0.2	1.282	No
0.1	1.645	No
0.05	1.96	No
0.02	2.326	No
0.01	2.576	No

Constituent: Nickel Analysis Run 8/13/2024 10:17 AM View: Appendix I Mann-Whitney
Plant Wansley Client: Southern Company Data: Wansley Landfill

Sanitas™ v.10.0.20 Software licensed to Groundwater Stats Consulting. UG
Hollow symbols indicate censored values.

Mann-Whitney (Wilcoxon Rank Sum)

GWA-29 (bg)

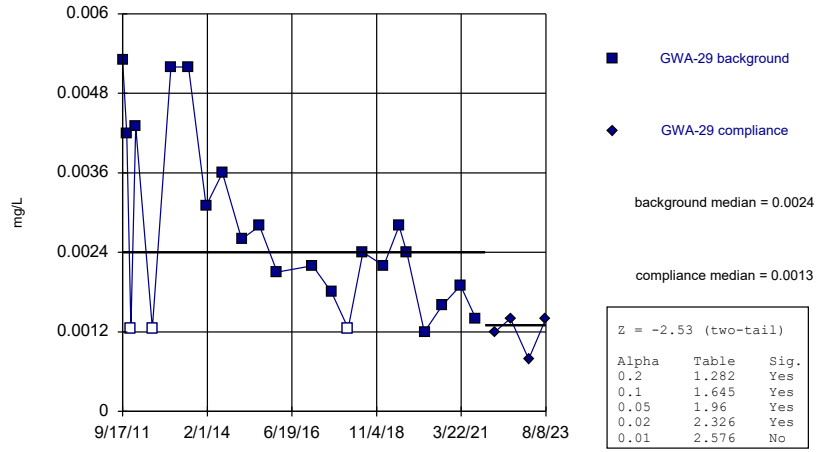

Z = -2.53 (two-tail)

Alpha	Table	Sig.
0.2	1.282	Yes
0.1	1.645	Yes
0.05	1.96	Yes
0.02	2.326	Yes
0.01	2.576	No

Constituent: Nickel Analysis Run 8/13/2024 10:17 AM View: Appendix I Mann-Whitney
Plant Wansley Client: Southern Company Data: Wansley Landfill

Sanitas™ v.10.0.20 Software licensed to Groundwater Stats Consulting. UG
Hollow symbols indicate censored values.

Mann-Whitney (Wilcoxon Rank Sum)

GWA-3 (bg)

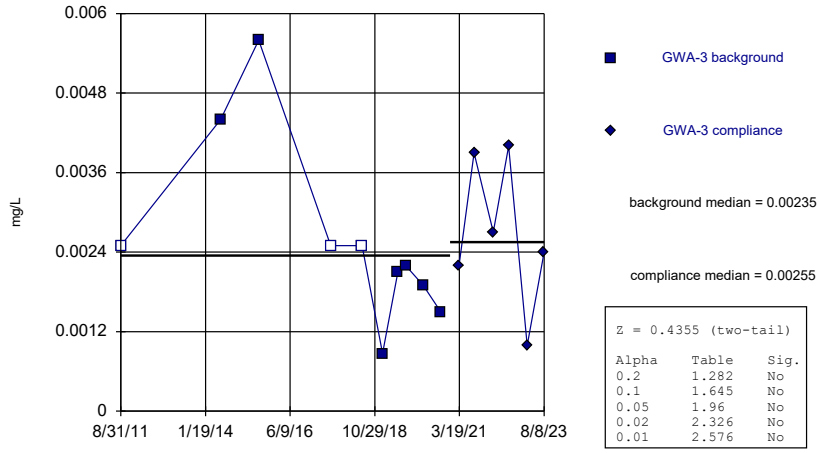

Z = 0.4355 (two-tail)

Alpha	Table	Sig.
0.2	1.282	No
0.1	1.645	No
0.05	1.96	No
0.02	2.326	No
0.01	2.576	No

Constituent: Nickel Analysis Run 8/13/2024 10:17 AM View: Appendix I Mann-Whitney
Plant Wansley Client: Southern Company Data: Wansley Landfill

Sanitas™ v.10.0.20 Software licensed to Groundwater Stats Consulting. UG
Hollow symbols indicate censored values.

Mann-Whitney (Wilcoxon Rank Sum)

GWA-4 (bg)

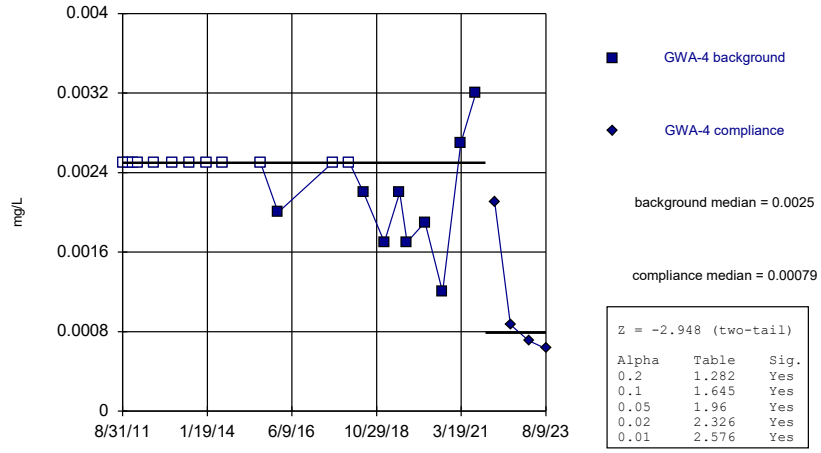

Z = -2.948 (two-tail)

Alpha	Table	Sig.
0.2	1.282	Yes
0.1	1.645	Yes
0.05	1.96	Yes
0.02	2.326	Yes
0.01	2.576	Yes

Constituent: Nickel Analysis Run 8/13/2024 10:17 AM View: Appendix I Mann-Whitney
Plant Wansley Client: Southern Company Data: Wansley Landfill

Sanitas™ v.10.0.20 Software licensed to Groundwater Stats Consulting. UG

Mann-Whitney (Wilcoxon Rank Sum)

GWC-10

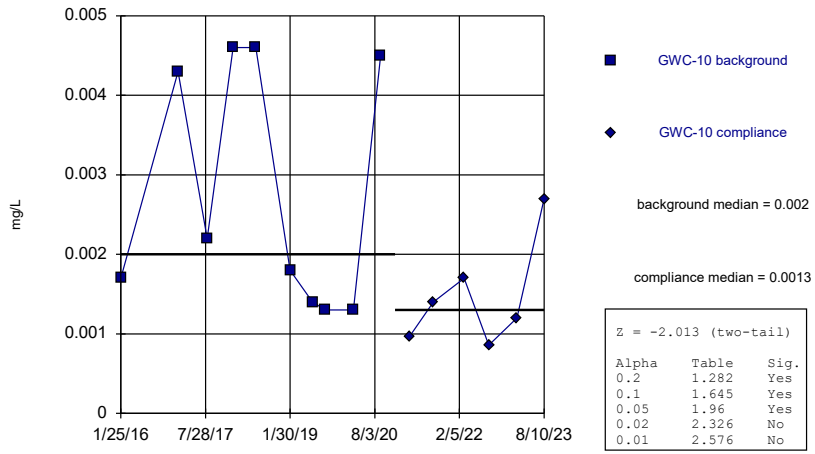

Z = -2.013 (two-tail)

Alpha	Table	Sig.
0.2	1.282	Yes
0.1	1.645	Yes
0.05	1.96	Yes
0.02	2.326	No
0.01	2.576	No

Constituent: Nickel Analysis Run 8/13/2024 10:17 AM View: Appendix I Mann-Whitney
Plant Wansley Client: Southern Company Data: Wansley Landfill

Sanitas™ v.10.0.20 Software licensed to Groundwater Stats Consulting. UG
Hollow symbols indicate censored values.

Mann-Whitney (Wilcoxon Rank Sum)

GWC-11

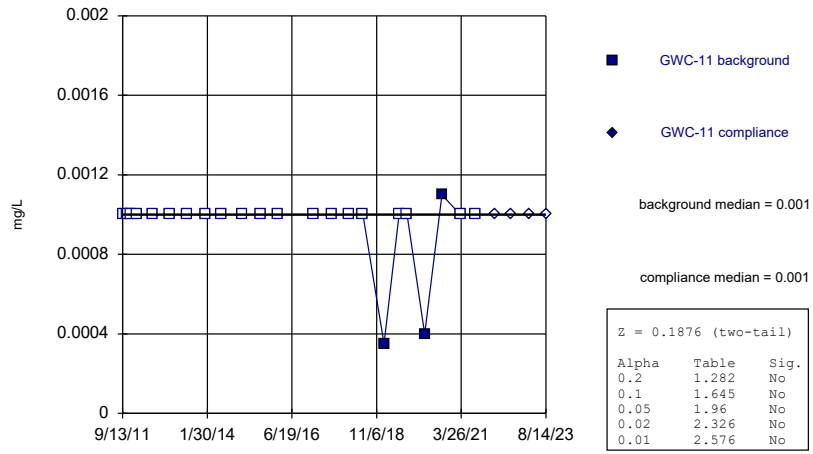

Z = 0.1876 (two-tail)

Alpha	Table	Sig.
0.2	1.282	No
0.1	1.645	No
0.05	1.96	No
0.02	2.326	No
0.01	2.576	No

Constituent: Nickel Analysis Run 8/13/2024 10:17 AM View: Appendix I Mann-Whitney
Plant Wansley Client: Southern Company Data: Wansley Landfill

Sanitas™ v.10.0.20 Software licensed to Groundwater Stats Consulting. UG
Hollow symbols indicate censored values.

Mann-Whitney (Wilcoxon Rank Sum)

GWC-12

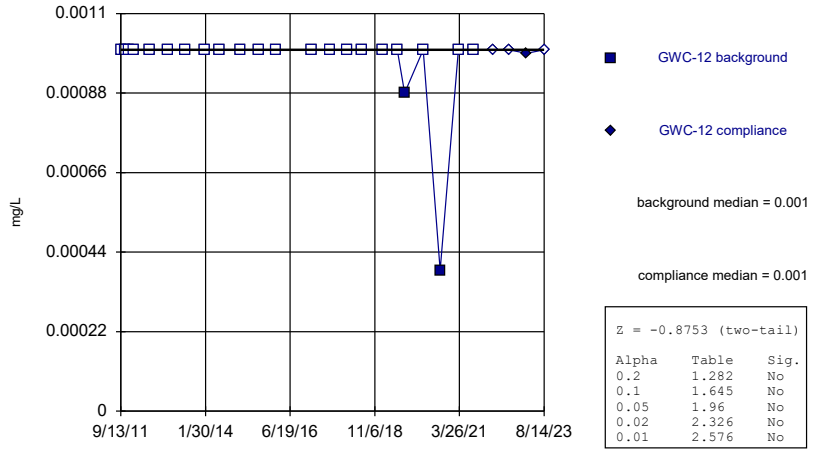

Z = -0.8753 (two-tail)

Alpha	Table	Sig.
0.2	1.282	No
0.1	1.645	No
0.05	1.96	No
0.02	2.326	No
0.01	2.576	No

Constituent: Nickel Analysis Run 8/13/2024 10:17 AM View: Appendix I Mann-Whitney
Plant Wansley Client: Southern Company Data: Wansley Landfill

Sanitas™ v.10.0.20 Software licensed to Groundwater Stats Consulting. UG
Hollow symbols indicate censored values.

Mann-Whitney (Wilcoxon Rank Sum)

GWC-13

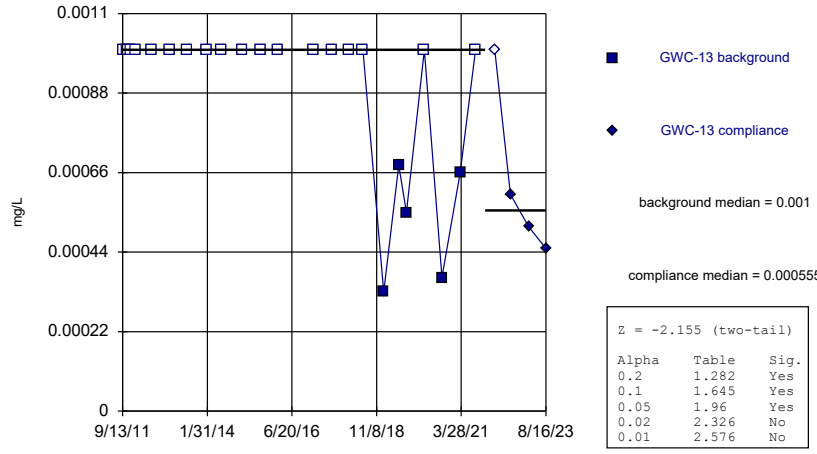

Z = -2.155 (two-tail)

Alpha	Table	Sig.
0.2	1.282	Yes
0.1	1.645	Yes
0.05	1.96	Yes
0.02	2.326	No
0.01	2.576	No

Constituent: Nickel Analysis Run 8/13/2024 10:17 AM View: Appendix I Mann-Whitney
Plant Wansley Client: Southern Company Data: Wansley Landfill

Sanitas™ v.10.0.20 Software licensed to Groundwater Stats Consulting. UG

Mann-Whitney (Wilcoxon Rank Sum)

GWC-14

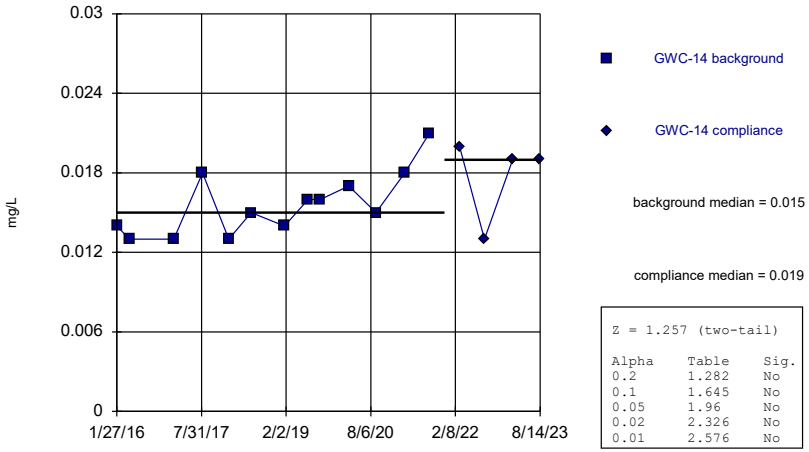

Z = 1.257 (two-tail)

Alpha	Table	Sig.
0.2	1.282	No
0.1	1.645	No
0.05	1.96	No
0.02	2.326	No
0.01	2.576	No

Constituent: Nickel Analysis Run 8/13/2024 10:17 AM View: Appendix I Mann-Whitney
Plant Wansley Client: Southern Company Data: Wansley Landfill

Sanitas™ v.10.0.20 Software licensed to Groundwater Stats Consulting. UG
Hollow symbols indicate censored values.

Mann-Whitney (Wilcoxon Rank Sum)

GWC-15

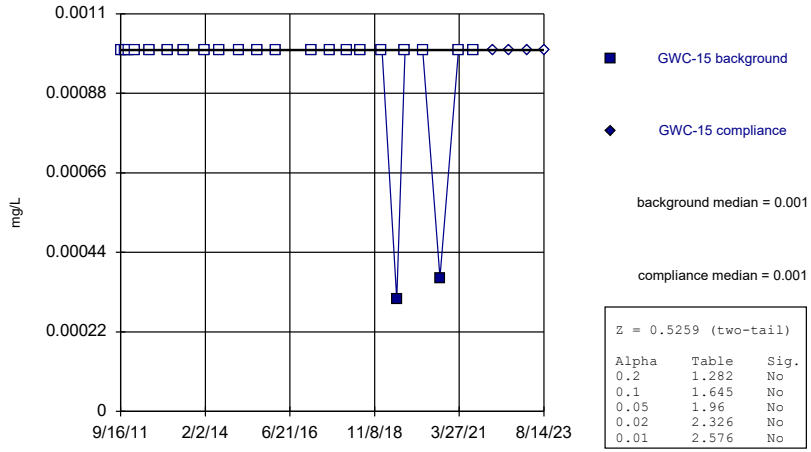

Z = 0.5259 (two-tail)

Alpha	Table	Sig.
0.2	1.282	No
0.1	1.645	No
0.05	1.96	No
0.02	2.326	No
0.01	2.576	No

Constituent: Nickel Analysis Run 8/13/2024 10:17 AM View: Appendix I Mann-Whitney
Plant Wansley Client: Southern Company Data: Wansley Landfill

Sanitas™ v.10.0.20 Software licensed to Groundwater Stats Consulting. UG
Hollow symbols indicate censored values.

Mann-Whitney (Wilcoxon Rank Sum)

GWC-16

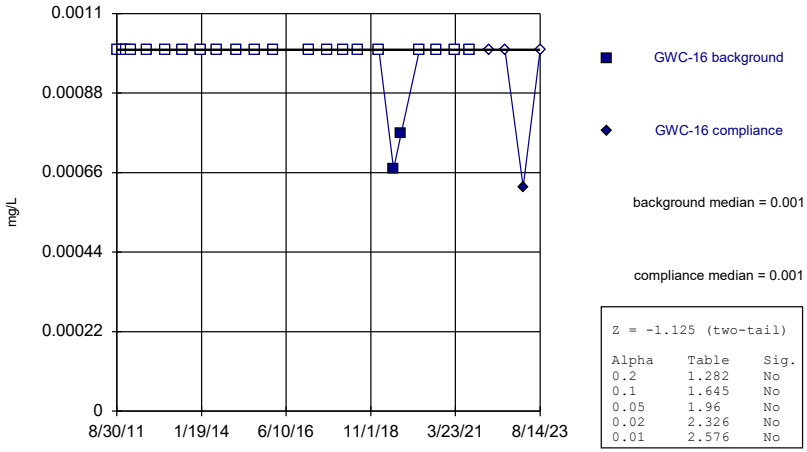

Z = -1.125 (two-tail)

Alpha	Table	Sig.
0.2	1.282	No
0.1	1.645	No
0.05	1.96	No
0.02	2.326	No
0.01	2.576	No

Constituent: Nickel Analysis Run 8/13/2024 10:18 AM View: Appendix I Mann-Whitney
Plant Wansley Client: Southern Company Data: Wansley Landfill

Sanitas™ v.10.0.20 Software licensed to Groundwater Stats Consulting. UG
Hollow symbols indicate censored values.

Mann-Whitney (Wilcoxon Rank Sum)

GWC-17

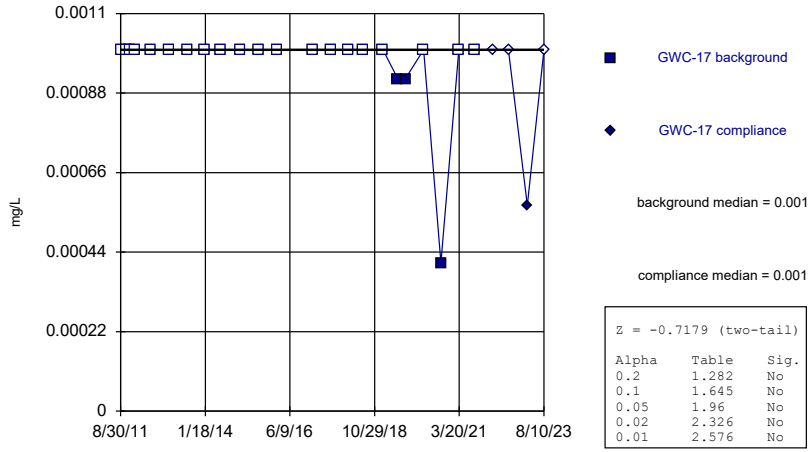

Z = -0.7179 (two-tail)

Alpha	Table	Sig.
0.2	1.282	No
0.1	1.645	No
0.05	1.96	No
0.02	2.326	No
0.01	2.576	No

Constituent: Nickel Analysis Run 8/13/2024 10:18 AM View: Appendix I Mann-Whitney
Plant Wansley Client: Southern Company Data: Wansley Landfill

Sanitas™ v.10.0.20 Software licensed to Groundwater Stats Consulting. UG
Hollow symbols indicate censored values.

Mann-Whitney (Wilcoxon Rank Sum)

GWC-18

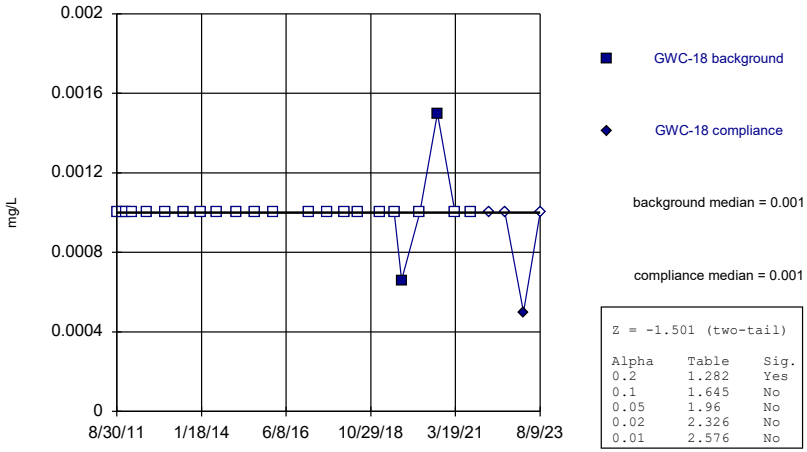

Z = -1.501 (two-tail)

Alpha	Table	Sig.
0.2	1.282	Yes
0.1	1.645	No
0.05	1.96	No
0.02	2.326	No
0.01	2.576	No

Constituent: Nickel Analysis Run 8/13/2024 10:18 AM View: Appendix I Mann-Whitney
Plant Wansley Client: Southern Company Data: Wansley Landfill

Sanitas™ v.10.0.20 Software licensed to Groundwater Stats Consulting. UG
Hollow symbols indicate censored values.

Mann-Whitney (Wilcoxon Rank Sum)

GWC-19

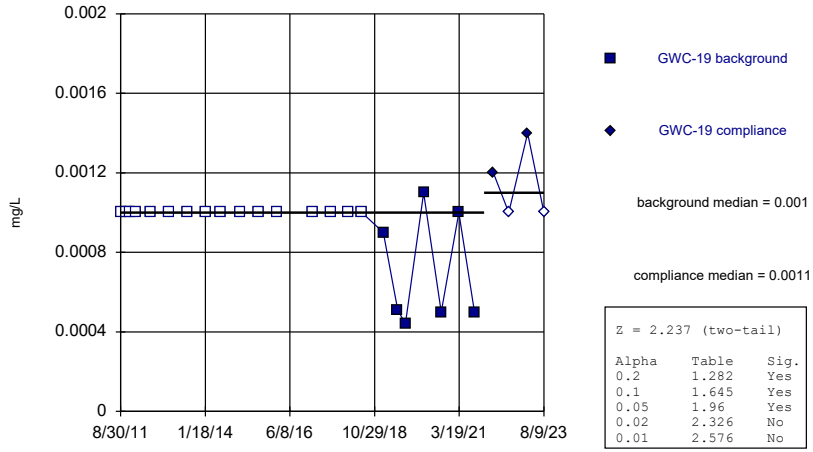

Z = 2.237 (two-tail)

Alpha	Table	Sig.
0.2	1.282	Yes
0.1	1.645	Yes
0.05	1.96	Yes
0.02	2.326	No
0.01	2.576	No

Constituent: Nickel Analysis Run 8/13/2024 10:18 AM View: Appendix I Mann-Whitney
Plant Wansley Client: Southern Company Data: Wansley Landfill

Sanitas™ v.10.0.20 Software licensed to Groundwater Stats Consulting. UG
Hollow symbols indicate censored values.

Mann-Whitney (Wilcoxon Rank Sum)

GWC-20

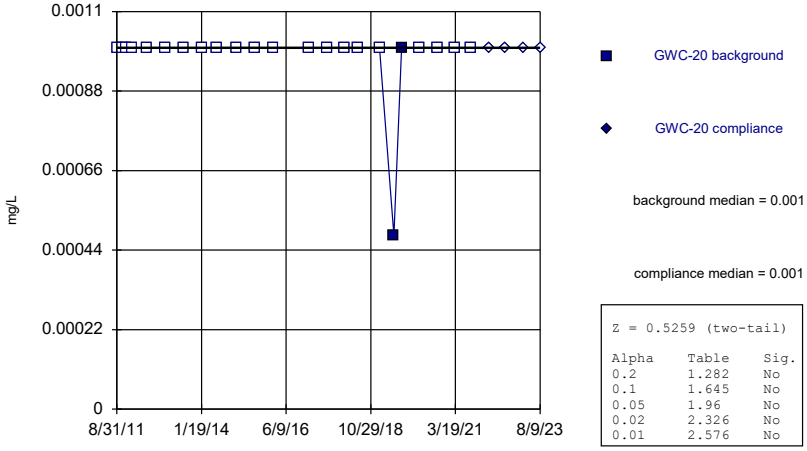

Z = 0.5259 (two-tail)

Alpha	Table	Sig.
0.2	1.282	No
0.1	1.645	No
0.05	1.96	No
0.02	2.326	No
0.01	2.576	No

Constituent: Nickel Analysis Run 8/13/2024 10:18 AM View: Appendix I Mann-Whitney
Plant Wansley Client: Southern Company Data: Wansley Landfill

Sanitas™ v.10.0.20 Software licensed to Groundwater Stats Consulting. UG
Hollow symbols indicate censored values.

Mann-Whitney (Wilcoxon Rank Sum)

GWC-21

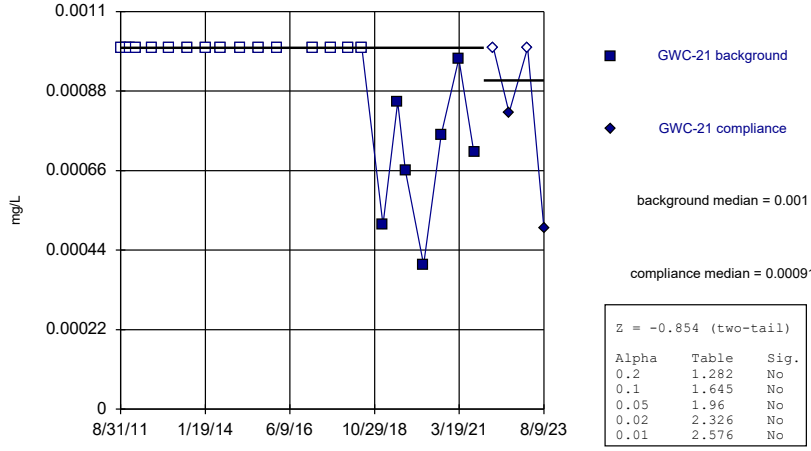

Z = -0.854 (two-tail)

Alpha	Table	Sig.
0.2	1.282	No
0.1	1.645	No
0.05	1.96	No
0.02	2.326	No
0.01	2.576	No

Constituent: Nickel Analysis Run 8/13/2024 10:18 AM View: Appendix I Mann-Whitney
Plant Wansley Client: Southern Company Data: Wansley Landfill

Sanitas™ v.10.0.20 Software licensed to Groundwater Stats Consulting. UG
Hollow symbols indicate censored values.

Mann-Whitney (Wilcoxon Rank Sum)

GWC-22

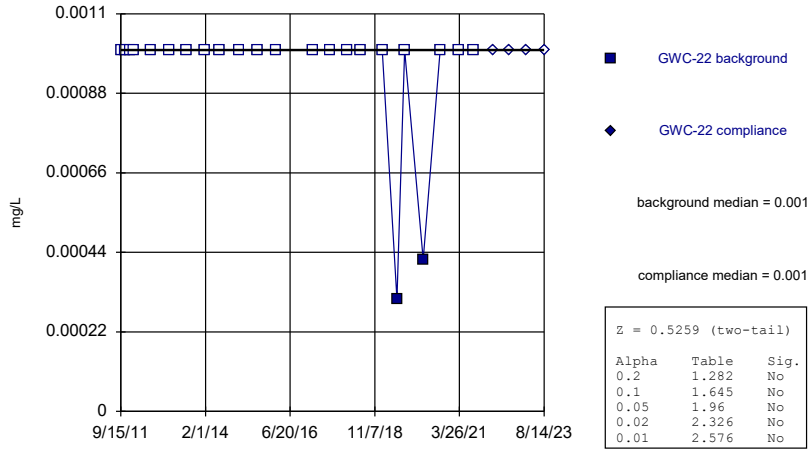

Z = 0.5259 (two-tail)

Alpha	Table	Sig.
0.2	1.282	No
0.1	1.645	No
0.05	1.96	No
0.02	2.326	No
0.01	2.576	No

Constituent: Nickel Analysis Run 8/13/2024 10:18 AM View: Appendix I Mann-Whitney
Plant Wansley Client: Southern Company Data: Wansley Landfill

Sanitas™ v.10.0.20 Software licensed to Groundwater Stats Consulting. UG
Hollow symbols indicate censored values.

Mann-Whitney (Wilcoxon Rank Sum)

GWC-23

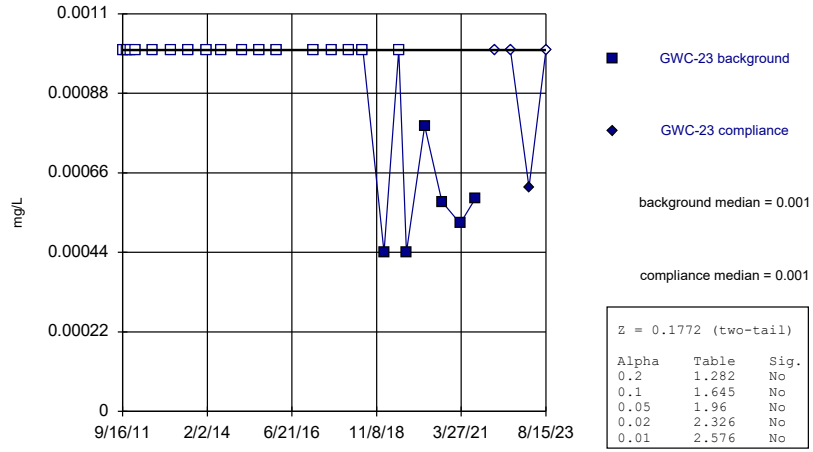

Z = 0.1772 (two-tail)

Alpha	Table	Sig.
0.2	1.282	No
0.1	1.645	No
0.05	1.96	No
0.02	2.326	No
0.01	2.576	No

Constituent: Nickel Analysis Run 8/13/2024 10:18 AM View: Appendix I Mann-Whitney
Plant Wansley Client: Southern Company Data: Wansley Landfill

Sanitas™ v.10.0.20 Software licensed to Groundwater Stats Consulting. UG
Hollow symbols indicate censored values.

Mann-Whitney (Wilcoxon Rank Sum)

GWC-24

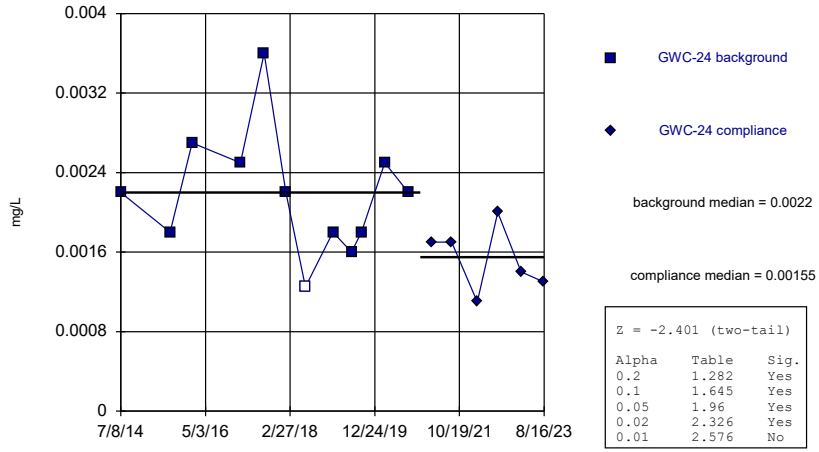

Z = -2.401 (two-tail)

Alpha	Table	Sig.
0.2	1.282	Yes
0.1	1.645	Yes
0.05	1.96	Yes
0.02	2.326	Yes
0.01	2.576	No

Constituent: Nickel Analysis Run 8/13/2024 10:18 AM View: Appendix I Mann-Whitney
Plant Wansley Client: Southern Company Data: Wansley Landfill

Sanitas™ v.10.0.20 Software licensed to Groundwater Stats Consulting. UG
Hollow symbols indicate censored values.

Mann-Whitney (Wilcoxon Rank Sum)

GWC-25

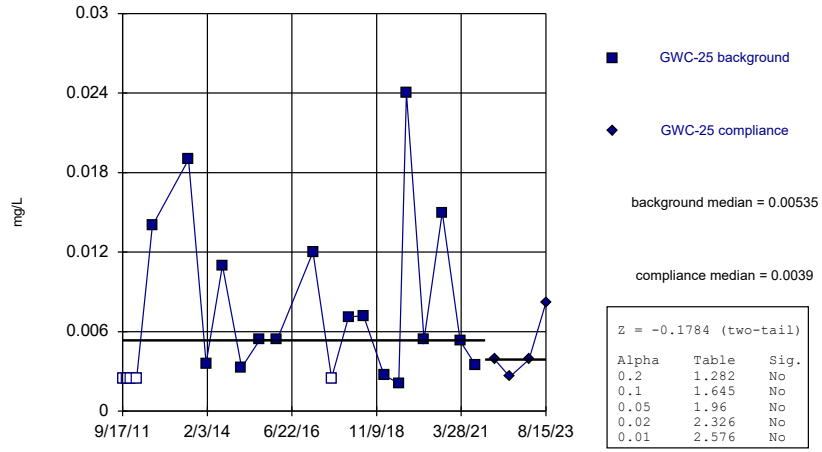

Z = -0.1784 (two-tail)

Alpha	Table	Sig.
0.2	1.282	No
0.1	1.645	No
0.05	1.96	No
0.02	2.326	No
0.01	2.576	No

Constituent: Nickel Analysis Run 8/13/2024 10:18 AM View: Appendix I Mann-Whitney
Plant Wansley Client: Southern Company Data: Wansley Landfill

Sanitas™ v.10.0.20 Software licensed to Groundwater Stats Consulting. UG
Hollow symbols indicate censored values.

Mann-Whitney (Wilcoxon Rank Sum)

GWC-26

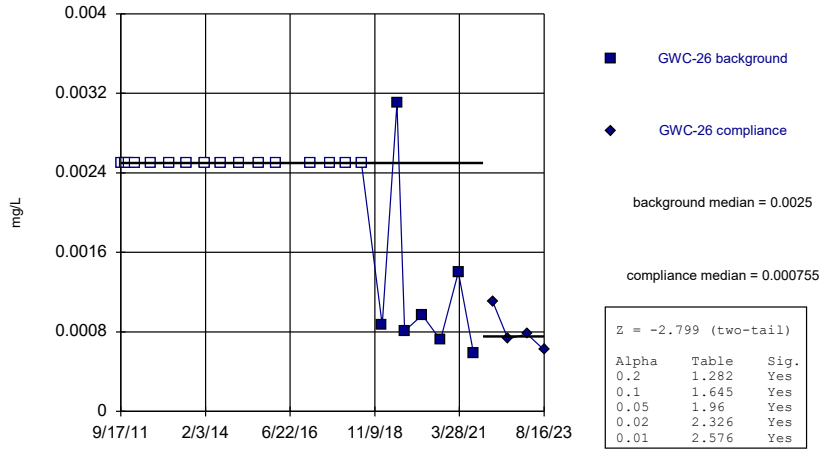

Z = -2.799 (two-tail)

Alpha	Table	Sig.
0.2	1.282	Yes
0.1	1.645	Yes
0.05	1.96	Yes
0.02	2.326	Yes
0.01	2.576	Yes

Constituent: Nickel Analysis Run 8/13/2024 10:18 AM View: Appendix I Mann-Whitney
Plant Wansley Client: Southern Company Data: Wansley Landfill

Sanitas™ v.10.0.20 Software licensed to Groundwater Stats Consulting. UG
Hollow symbols indicate censored values.

Mann-Whitney (Wilcoxon Rank Sum)

GWC-27

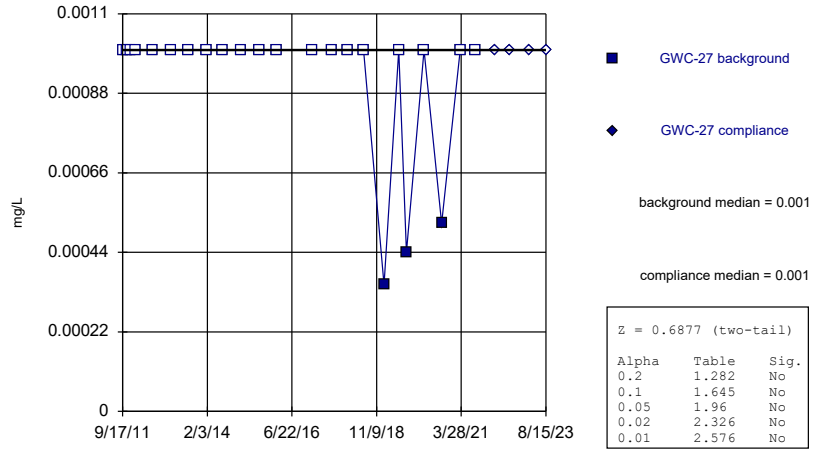

Z = 0.6877 (two-tail)

Alpha	Table	Sig.
0.2	1.282	No
0.1	1.645	No
0.05	1.96	No
0.02	2.326	No
0.01	2.576	No

Constituent: Nickel Analysis Run 8/13/2024 10:18 AM View: Appendix I Mann-Whitney
Plant Wansley Client: Southern Company Data: Wansley Landfill

Sanitas™ v.10.0.20 Software licensed to Groundwater Stats Consulting. UG
Hollow symbols indicate censored values.

Mann-Whitney (Wilcoxon Rank Sum)

GWC-31

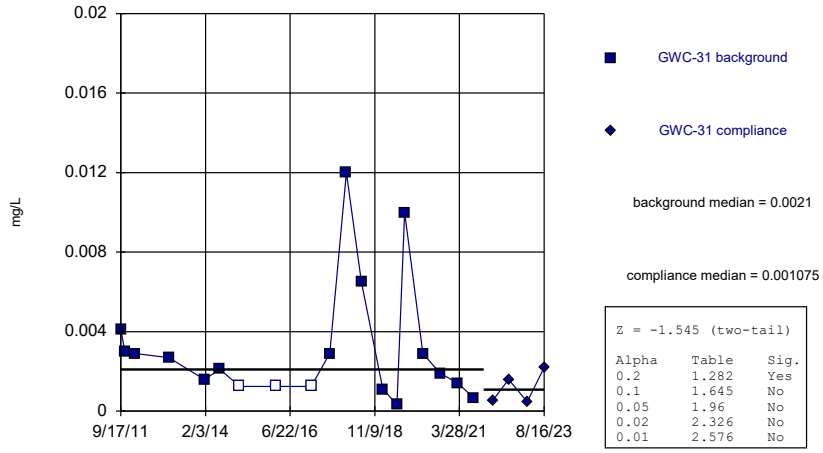

Z = -1.545 (two-tail)

Alpha	Table	Sig.
0.2	1.282	Yes
0.1	1.645	No
0.05	1.96	No
0.02	2.326	No
0.01	2.576	No

Constituent: Nickel Analysis Run 8/13/2024 10:18 AM View: Appendix I Mann-Whitney
Plant Wansley Client: Southern Company Data: Wansley Landfill

Sanitas™ v.10.0.20 Software licensed to Groundwater Stats Consulting. UG
Hollow symbols indicate censored values.

Mann-Whitney (Wilcoxon Rank Sum)

GWC-32

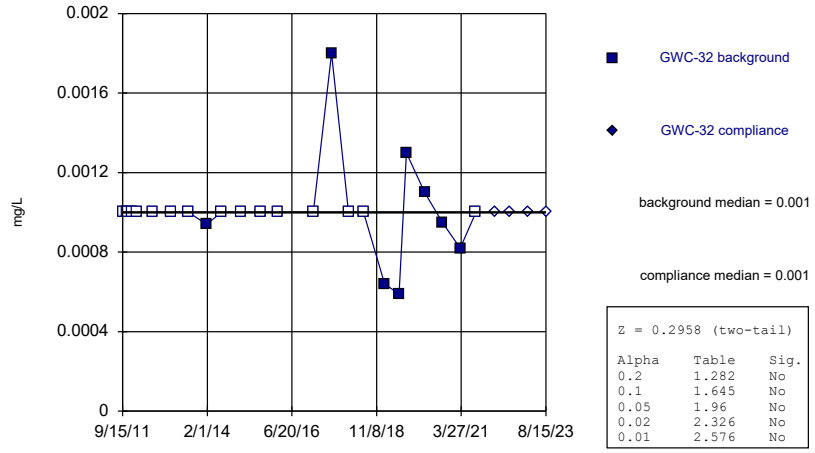

Z = 0.2958 (two-tail)

Alpha	Table	Sig.
0.2	1.282	No
0.1	1.645	No
0.05	1.96	No
0.02	2.326	No
0.01	2.576	No

Constituent: Nickel Analysis Run 8/13/2024 10:18 AM View: Appendix I Mann-Whitney
Plant Wansley Client: Southern Company Data: Wansley Landfill

Sanitas™ v.10.0.20 Software licensed to Groundwater Stats Consulting. UG
Hollow symbols indicate censored values.

Mann-Whitney (Wilcoxon Rank Sum)

GWC-33

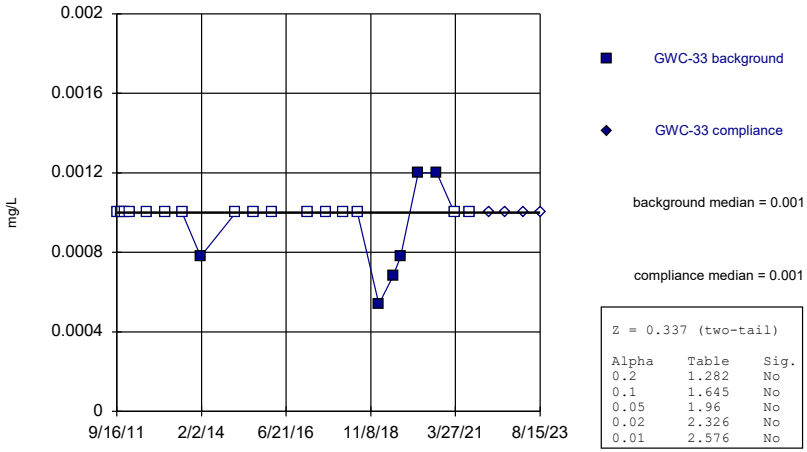

Z = 0.337 (two-tail)

Alpha	Table	Sig.
0.2	1.282	No
0.1	1.645	No
0.05	1.96	No
0.02	2.326	No
0.01	2.576	No

Constituent: Nickel Analysis Run 8/13/2024 10:18 AM View: Appendix I Mann-Whitney
Plant Wansley Client: Southern Company Data: Wansley Landfill

Sanitas™ v.10.0.20 Software licensed to Groundwater Stats Consulting. UG
Hollow symbols indicate censored values.

Mann-Whitney (Wilcoxon Rank Sum)

GWC-34

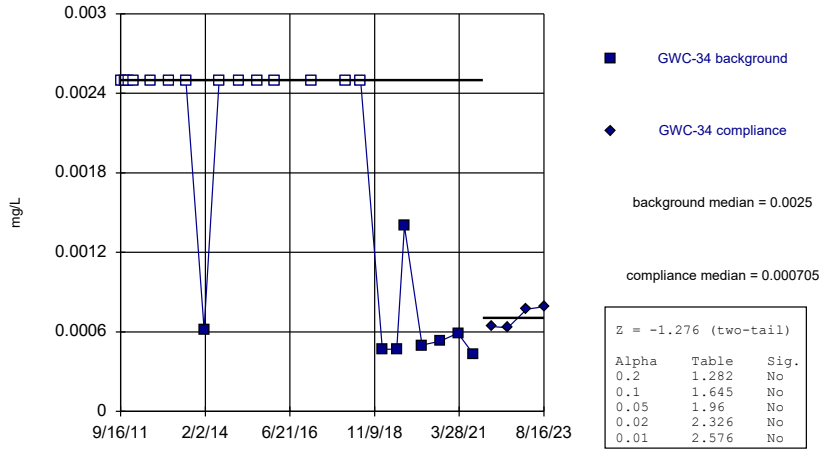

Z = -1.276 (two-tail)

Alpha	Table	Sig.
0.2	1.282	No
0.1	1.645	No
0.05	1.96	No
0.02	2.326	No
0.01	2.576	No

Constituent: Nickel Analysis Run 8/13/2024 10:18 AM View: Appendix I Mann-Whitney
Plant Wansley Client: Southern Company Data: Wansley Landfill

Sanitas™ v.10.0.20 Software licensed to Groundwater Stats Consulting. UG
Hollow symbols indicate censored values.

Mann-Whitney (Wilcoxon Rank Sum)

GWC-35

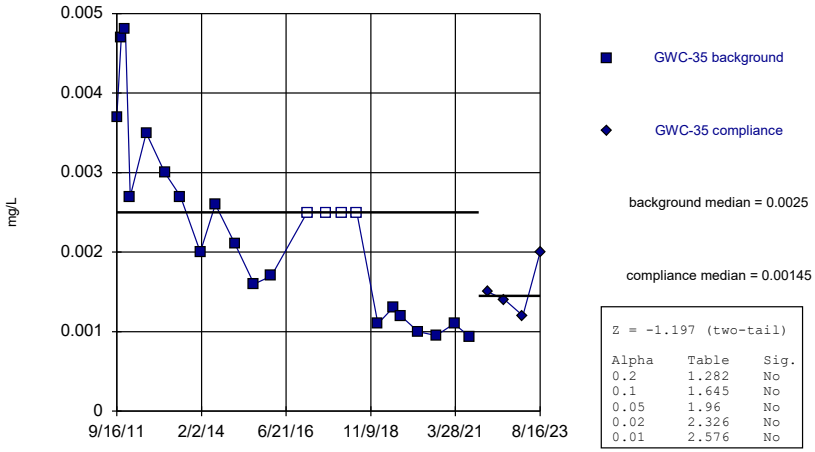

Z = -1.197 (two-tail)

Alpha	Table	Sig.
0.2	1.282	No
0.1	1.645	No
0.05	1.96	No
0.02	2.326	No
0.01	2.576	No

Constituent: Nickel Analysis Run 8/13/2024 10:18 AM View: Appendix I Mann-Whitney
Plant Wansley Client: Southern Company Data: Wansley Landfill

Sanitas™ v.10.0.20 Software licensed to Groundwater Stats Consulting. UG
Hollow symbols indicate censored values.

Mann-Whitney (Wilcoxon Rank Sum)

GWC-5

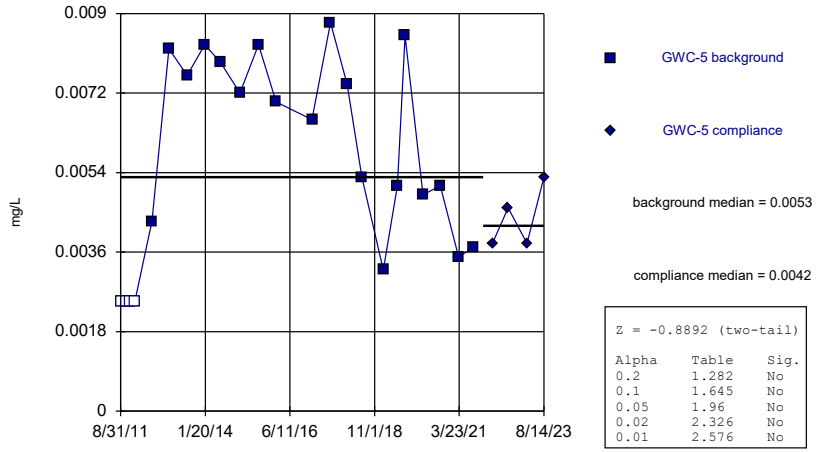

Z = -0.8892 (two-tail)

Alpha	Table	Sig.
0.2	1.282	No
0.1	1.645	No
0.05	1.96	No
0.02	2.326	No
0.01	2.576	No

Constituent: Nickel Analysis Run 8/13/2024 10:18 AM View: Appendix I Mann-Whitney
Plant Wansley Client: Southern Company Data: Wansley Landfill

Sanitas™ v.10.0.20 Software licensed to Groundwater Stats Consulting. UG
Hollow symbols indicate censored values.

Mann-Whitney (Wilcoxon Rank Sum)

GWC-6

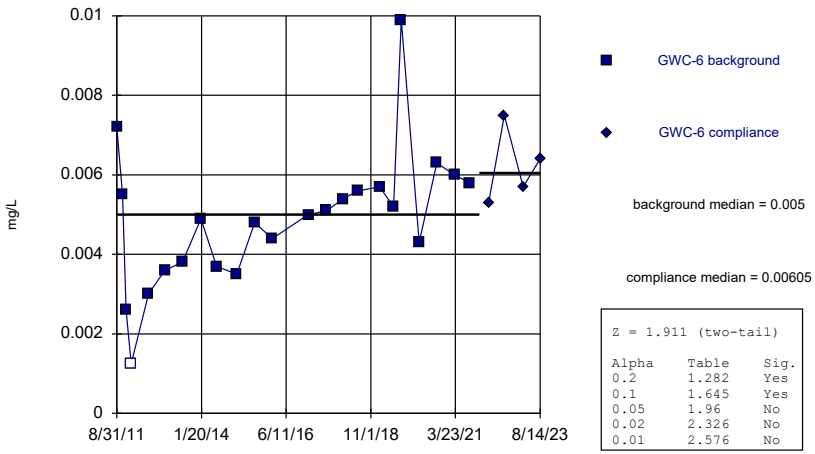

Z = 1.911 (two-tail)

Alpha	Table	Sig.
0.2	1.282	Yes
0.1	1.645	Yes
0.05	1.96	No
0.02	2.326	No
0.01	2.576	No

Constituent: Nickel Analysis Run 8/13/2024 10:18 AM View: Appendix I Mann-Whitney
Plant Wansley Client: Southern Company Data: Wansley Landfill

Sanitas™ v.10.0.20 Software licensed to Groundwater Stats Consulting. UG
Hollow symbols indicate censored values.

Mann-Whitney (Wilcoxon Rank Sum)

GWC-7

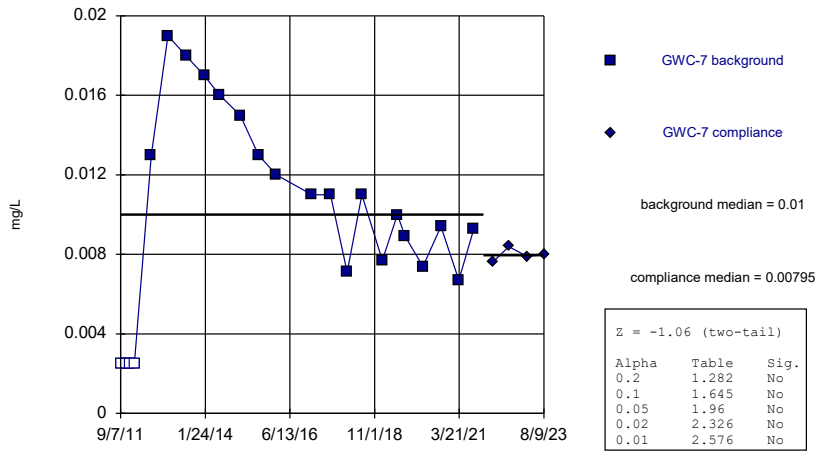

Z = -1.06 (two-tail)

Alpha	Table	Sig.
0.2	1.282	No
0.1	1.645	No
0.05	1.96	No
0.02	2.326	No
0.01	2.576	No

Constituent: Nickel Analysis Run 8/13/2024 10:18 AM View: Appendix I Mann-Whitney
Plant Wansley Client: Southern Company Data: Wansley Landfill

Sanitas™ v.10.0.20 Software licensed to Groundwater Stats Consulting. UG
Hollow symbols indicate censored values.

Mann-Whitney (Wilcoxon Rank Sum)

GWC-8

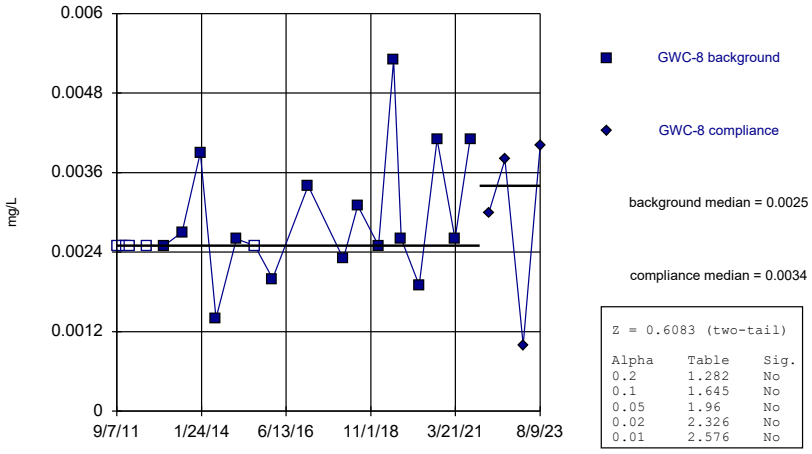

Z = 0.6083 (two-tail)

Alpha	Table	Sig.
0.2	1.282	No
0.1	1.645	No
0.05	1.96	No
0.02	2.326	No
0.01	2.576	No

Constituent: Nickel Analysis Run 8/13/2024 10:18 AM View: Appendix I Mann-Whitney
Plant Wansley Client: Southern Company Data: Wansley Landfill

Sanitas™ v.10.0.20 Software licensed to Groundwater Stats Consulting. UG
Hollow symbols indicate censored values.

Mann-Whitney (Wilcoxon Rank Sum)

GWC-9

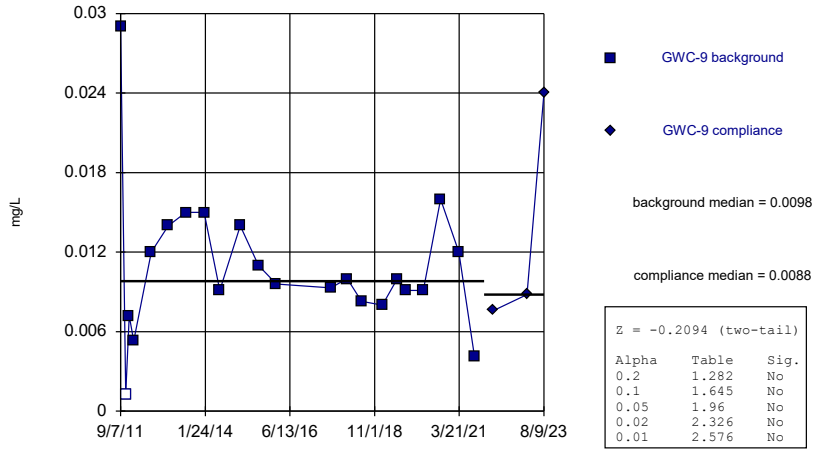

Z = -0.2094 (two-tail)

Alpha	Table	Sig.
0.2	1.282	No
0.1	1.645	No
0.05	1.96	No
0.02	2.326	No
0.01	2.576	No

Constituent: Nickel Analysis Run 8/13/2024 10:18 AM View: Appendix I Mann-Whitney
Plant Wansley Client: Southern Company Data: Wansley Landfill

Sanitas™ v.10.0.20 Software licensed to Groundwater Stats Consulting. UG
Hollow symbols indicate censored values.

Mann-Whitney (Wilcoxon Rank Sum)

GWA-1 (bg)

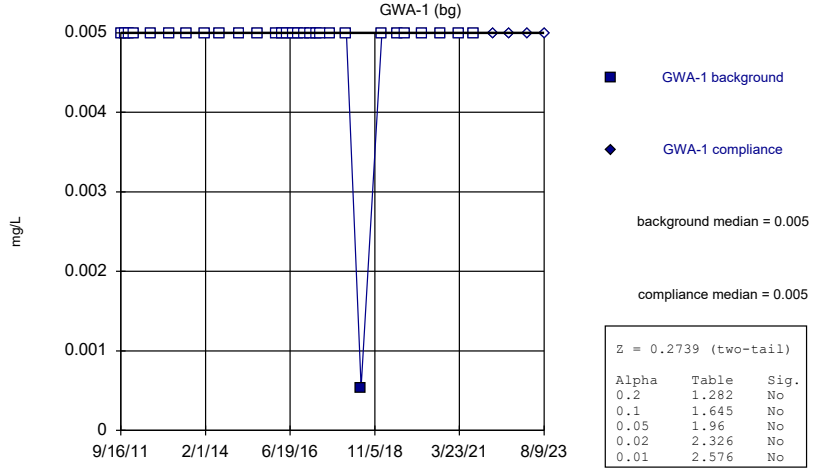

Z = 0.2739 (two-tail)

Alpha	Table	Sig.
0.2	1.282	No
0.1	1.645	No
0.05	1.96	No
0.02	2.326	No
0.01	2.576	No

Constituent: Selenium Analysis Run 8/13/2024 10:18 AM View: Appendix I Mann-Whitney
Plant Wansley Client: Southern Company Data: Wansley Landfill

Sanitas™ v.10.0.20 Software licensed to Groundwater Stats Consulting. UG
Hollow symbols indicate censored values.

Mann-Whitney (Wilcoxon Rank Sum)

GWA-28 (bg)

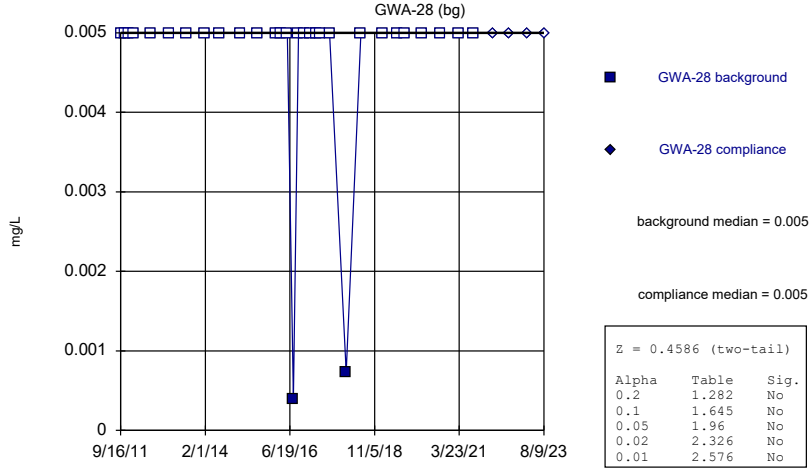

Z = 0.4586 (two-tail)

Alpha	Table	Sig.
0.2	1.282	No
0.1	1.645	No
0.05	1.96	No
0.02	2.326	No
0.01	2.576	No

Constituent: Selenium Analysis Run 8/13/2024 10:18 AM View: Appendix I Mann-Whitney
Plant Wansley Client: Southern Company Data: Wansley Landfill

Sanitas™ v.10.0.20 Software licensed to Groundwater Stats Consulting. UG
Hollow symbols indicate censored values.

Mann-Whitney (Wilcoxon Rank Sum)

GWA-29 (bg)

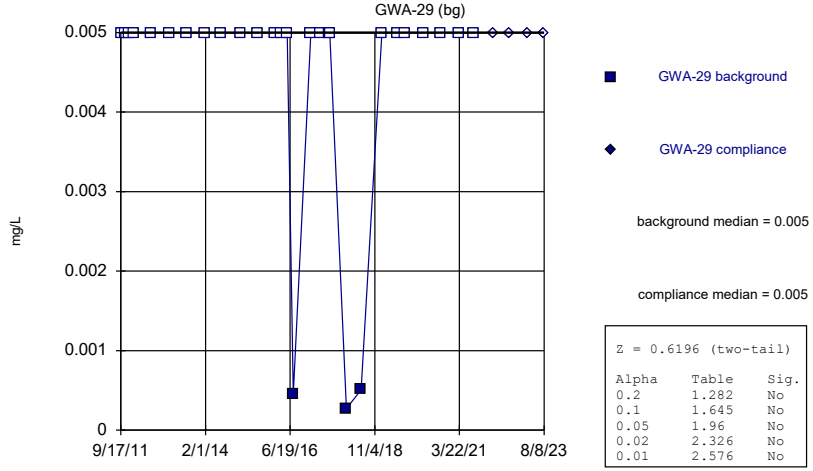

Z = 0.6196 (two-tail)

Alpha	Table	Sig.
0.2	1.282	No
0.1	1.645	No
0.05	1.96	No
0.02	2.326	No
0.01	2.576	No

Constituent: Selenium Analysis Run 8/13/2024 10:18 AM View: Appendix I Mann-Whitney
Plant Wansley Client: Southern Company Data: Wansley Landfill

Sanitas™ v.10.0.20 Software licensed to Groundwater Stats Consulting. UG
Hollow symbols indicate censored values.

Mann-Whitney (Wilcoxon Rank Sum)

GWA-4 (bg)

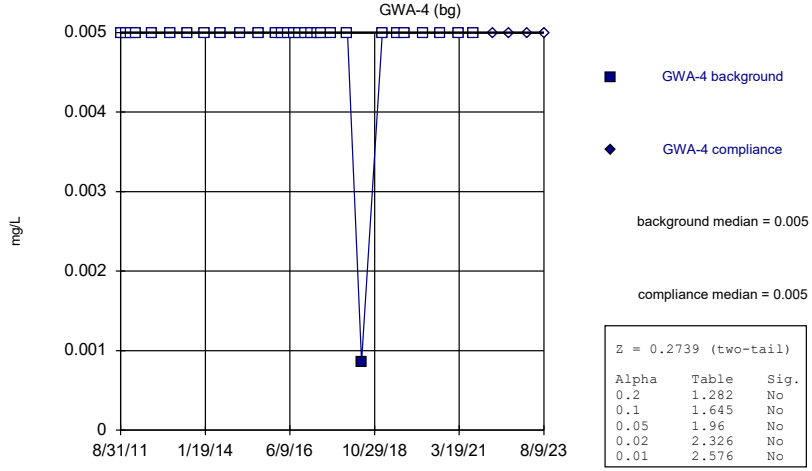

Z = 0.2739 (two-tail)

Alpha	Table	Sig.
0.2	1.282	No
0.1	1.645	No
0.05	1.96	No
0.02	2.326	No
0.01	2.576	No

Constituent: Selenium Analysis Run 8/13/2024 10:18 AM View: Appendix I Mann-Whitney
Plant Wansley Client: Southern Company Data: Wansley Landfill

Sanitas™ v.10.0.20 Software licensed to Groundwater Stats Consulting. UG
Hollow symbols indicate censored values.

Mann-Whitney (Wilcoxon Rank Sum)

GWC-11

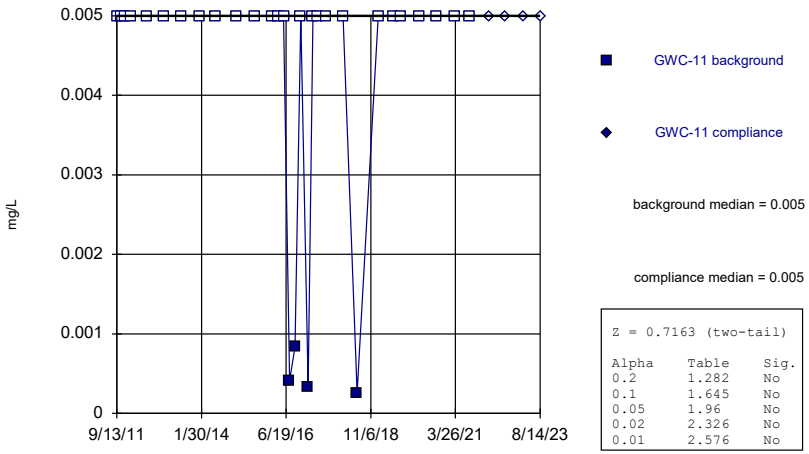

Z = 0.7163 (two-tail)

Alpha	Table	Sig.
0.2	1.282	No
0.1	1.645	No
0.05	1.96	No
0.02	2.326	No
0.01	2.576	No

Constituent: Selenium Analysis Run 8/13/2024 10:18 AM View: Appendix I Mann-Whitney
Plant Wansley Client: Southern Company Data: Wansley Landfill

Sanitas™ v.10.0.20 Software licensed to Groundwater Stats Consulting. UG
Hollow symbols indicate censored values.

Mann-Whitney (Wilcoxon Rank Sum)

GWC-12

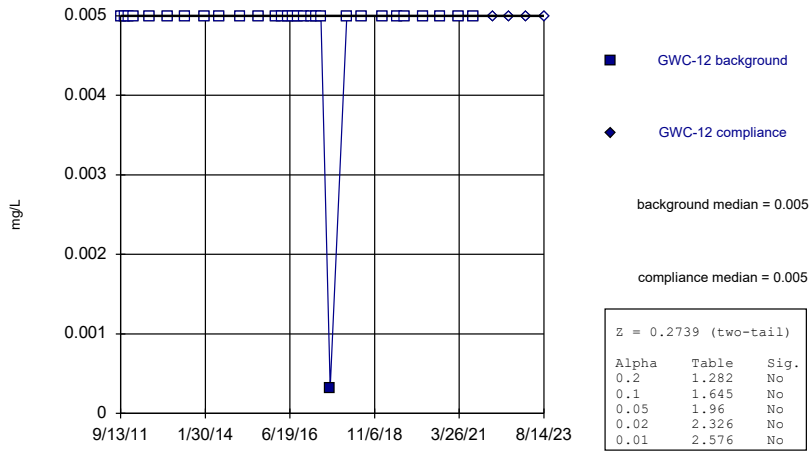

Z = 0.2739 (two-tail)

Alpha	Table	Sig.
0.2	1.282	No
0.1	1.645	No
0.05	1.96	No
0.02	2.326	No
0.01	2.576	No

Constituent: Selenium Analysis Run 8/13/2024 10:18 AM View: Appendix I Mann-Whitney
Plant Wansley Client: Southern Company Data: Wansley Landfill

Sanitas™ v.10.0.20 Software licensed to Groundwater Stats Consulting. UG
Hollow symbols indicate censored values.

Mann-Whitney (Wilcoxon Rank Sum)

GWC-13

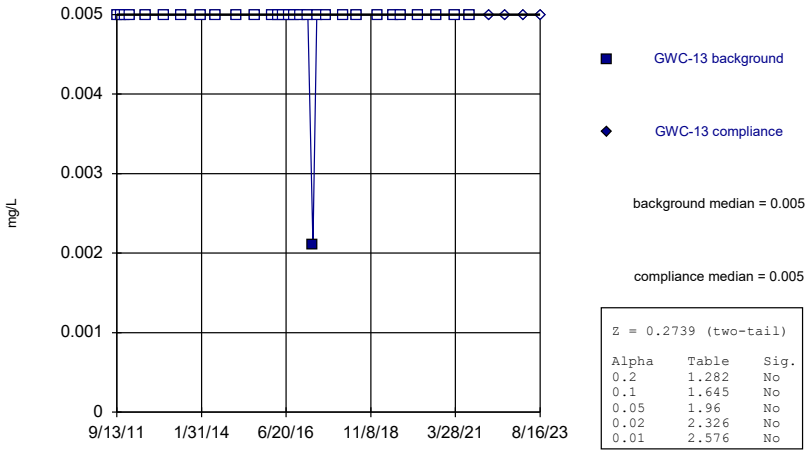

Z = 0.2739 (two-tail)

Alpha	Table	Sig.
0.2	1.282	No
0.1	1.645	No
0.05	1.96	No
0.02	2.326	No
0.01	2.576	No

Constituent: Selenium Analysis Run 8/13/2024 10:18 AM View: Appendix I Mann-Whitney
Plant Wansley Client: Southern Company Data: Wansley Landfill

Sanitas™ v.10.0.20 Software licensed to Groundwater Stats Consulting. UG
Hollow symbols indicate censored values.

Mann-Whitney (Wilcoxon Rank Sum)

GWC-14

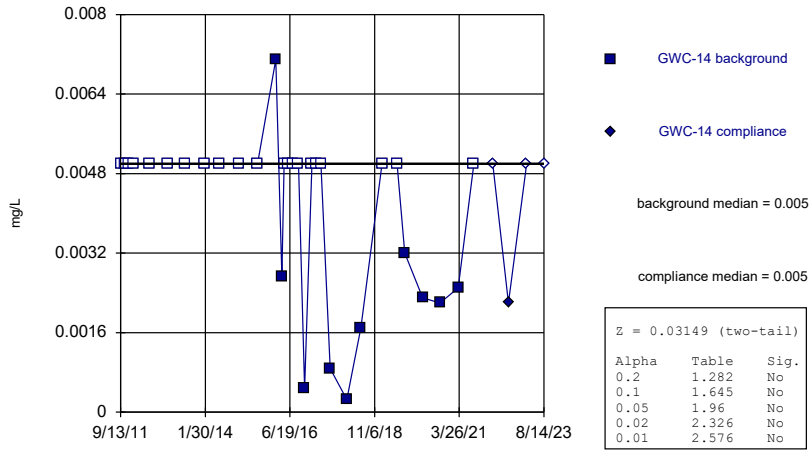

Z = 0.03149 (two-tail)

Alpha	Table	Sig.
0.2	1.282	No
0.1	1.645	No
0.05	1.96	No
0.02	2.326	No
0.01	2.576	No

Constituent: Selenium Analysis Run 8/13/2024 10:18 AM View: Appendix I Mann-Whitney
Plant Wansley Client: Southern Company Data: Wansley Landfill

Sanitas™ v.10.0.20 Software licensed to Groundwater Stats Consulting. UG
Hollow symbols indicate censored values.

Mann-Whitney (Wilcoxon Rank Sum)

GWC-15

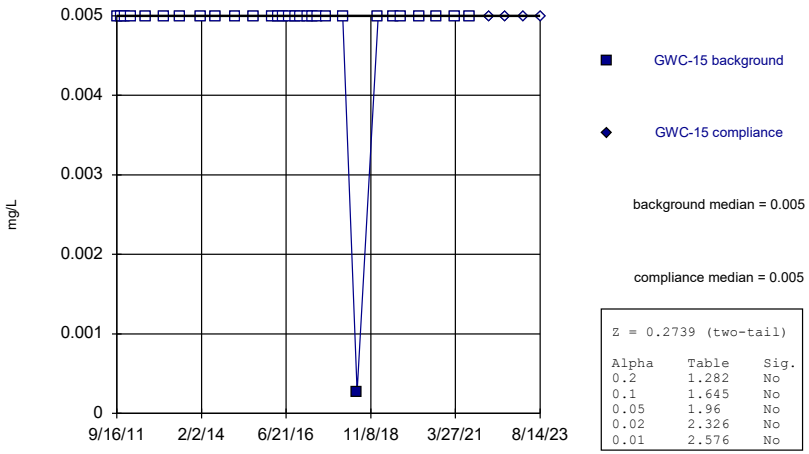

Z = 0.2739 (two-tail)

Alpha	Table	Sig.
0.2	1.282	No
0.1	1.645	No
0.05	1.96	No
0.02	2.326	No
0.01	2.576	No

Constituent: Selenium Analysis Run 8/13/2024 10:18 AM View: Appendix I Mann-Whitney
Plant Wansley Client: Southern Company Data: Wansley Landfill

Sanitas™ v.10.0.20 Software licensed to Groundwater Stats Consulting. UG
Hollow symbols indicate censored values.

Mann-Whitney (Wilcoxon Rank Sum)

GWC-16

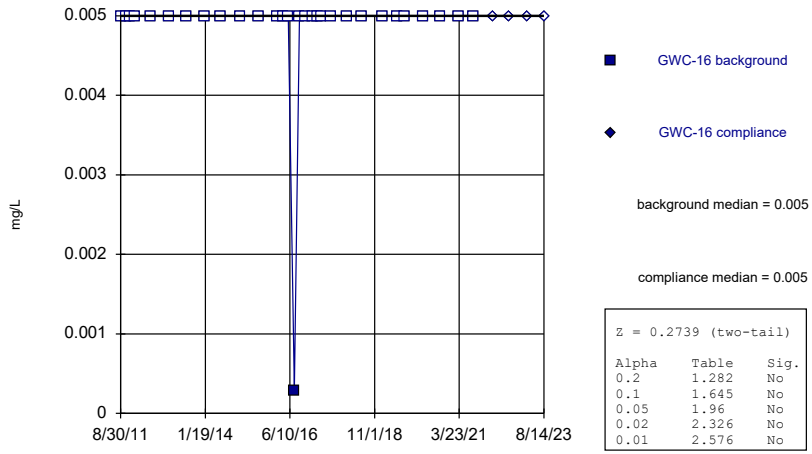

Z = 0.2739 (two-tail)

Alpha	Table	Sig.
0.2	1.282	No
0.1	1.645	No
0.05	1.96	No
0.02	2.326	No
0.01	2.576	No

Constituent: Selenium Analysis Run 8/13/2024 10:18 AM View: Appendix I Mann-Whitney
Plant Wansley Client: Southern Company Data: Wansley Landfill

Sanitas™ v.10.0.20 Software licensed to Groundwater Stats Consulting. UG
Hollow symbols indicate censored values.

Mann-Whitney (Wilcoxon Rank Sum)

GWC-18

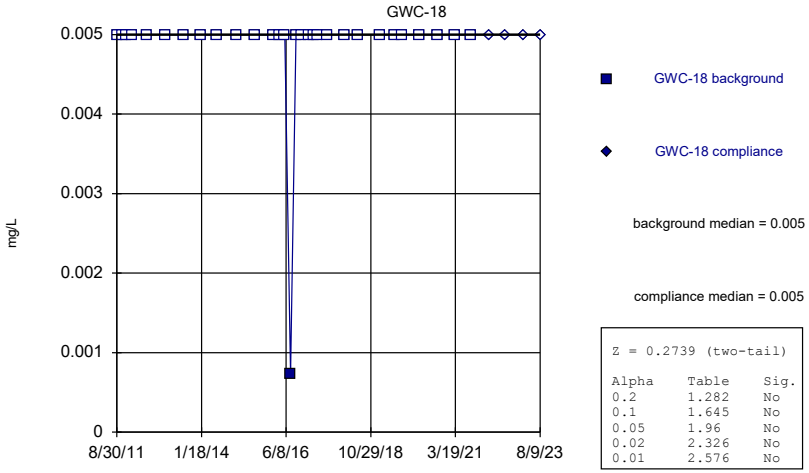

Z = 0.2739 (two-tail)

Alpha	Table	Sig.
0.2	1.282	No
0.1	1.645	No
0.05	1.96	No
0.02	2.326	No
0.01	2.576	No

Constituent: Selenium Analysis Run 8/13/2024 10:18 AM View: Appendix I Mann-Whitney
Plant Wansley Client: Southern Company Data: Wansley Landfill

Sanitas™ v.10.0.20 Software licensed to Groundwater Stats Consulting. UG
Hollow symbols indicate censored values.

Mann-Whitney (Wilcoxon Rank Sum)

GWC-21

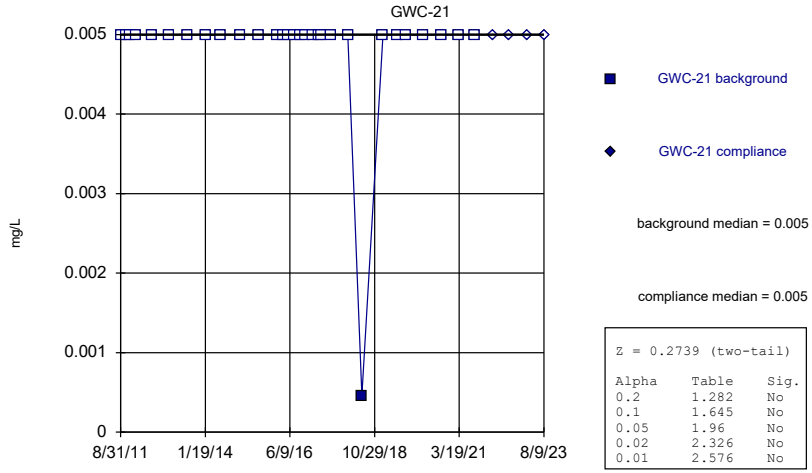

Z = 0.2739 (two-tail)

Alpha	Table	Sig.
0.2	1.282	No
0.1	1.645	No
0.05	1.96	No
0.02	2.326	No
0.01	2.576	No

Constituent: Selenium Analysis Run 8/13/2024 10:18 AM View: Appendix I Mann-Whitney
Plant Wansley Client: Southern Company Data: Wansley Landfill

Sanitas™ v.10.0.20 Software licensed to Groundwater Stats Consulting. UG
Hollow symbols indicate censored values.

Mann-Whitney (Wilcoxon Rank Sum)

GWC-22

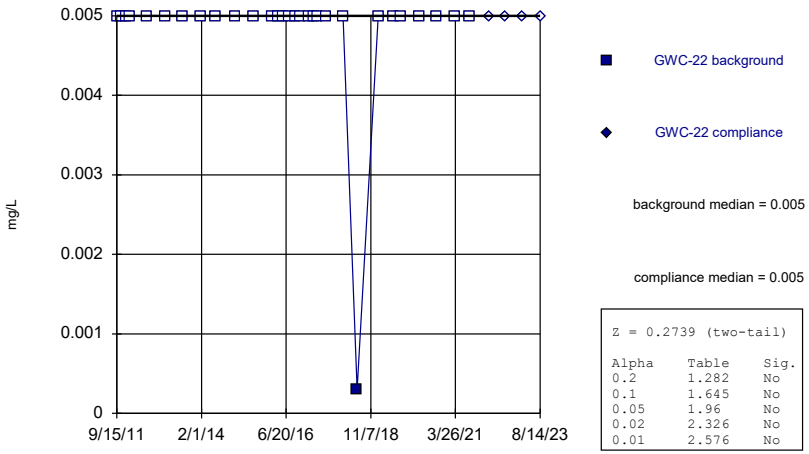

Z = 0.2739 (two-tail)

Alpha	Table	Sig.
0.2	1.282	No
0.1	1.645	No
0.05	1.96	No
0.02	2.326	No
0.01	2.576	No

Constituent: Selenium Analysis Run 8/13/2024 10:18 AM View: Appendix I Mann-Whitney
Plant Wansley Client: Southern Company Data: Wansley Landfill

Sanitas™ v.10.0.20 Software licensed to Groundwater Stats Consulting. UG
Hollow symbols indicate censored values.

Mann-Whitney (Wilcoxon Rank Sum)

GWC-25

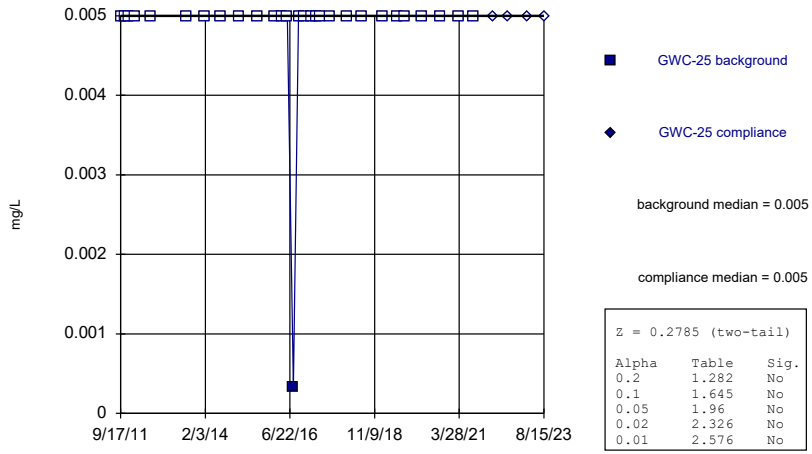

Z = 0.2785 (two-tail)

Alpha	Table	Sig.
0.2	1.282	No
0.1	1.645	No
0.05	1.96	No
0.02	2.326	No
0.01	2.576	No

Constituent: Selenium Analysis Run 8/13/2024 10:19 AM View: Appendix I Mann-Whitney
Plant Wansley Client: Southern Company Data: Wansley Landfill

Sanitas™ v.10.0.20 Software licensed to Groundwater Stats Consulting. UG
Hollow symbols indicate censored values.

Mann-Whitney (Wilcoxon Rank Sum)

GWC-26

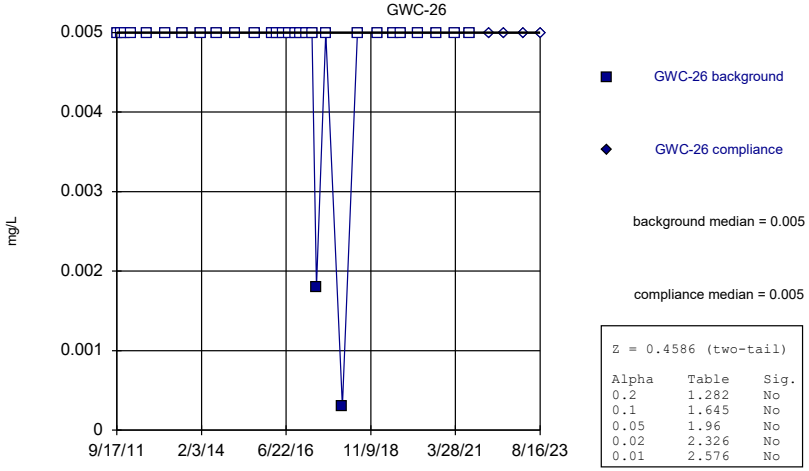

Z = 0.4586 (two-tail)

Alpha	Table	Sig.
0.2	1.282	No
0.1	1.645	No
0.05	1.96	No
0.02	2.326	No
0.01	2.576	No

Constituent: Selenium Analysis Run 8/13/2024 10:19 AM View: Appendix I Mann-Whitney
Plant Wansley Client: Southern Company Data: Wansley Landfill

Sanitas™ v.10.0.20 Software licensed to Groundwater Stats Consulting. UG
Hollow symbols indicate censored values.

Mann-Whitney (Wilcoxon Rank Sum)

GWC-27

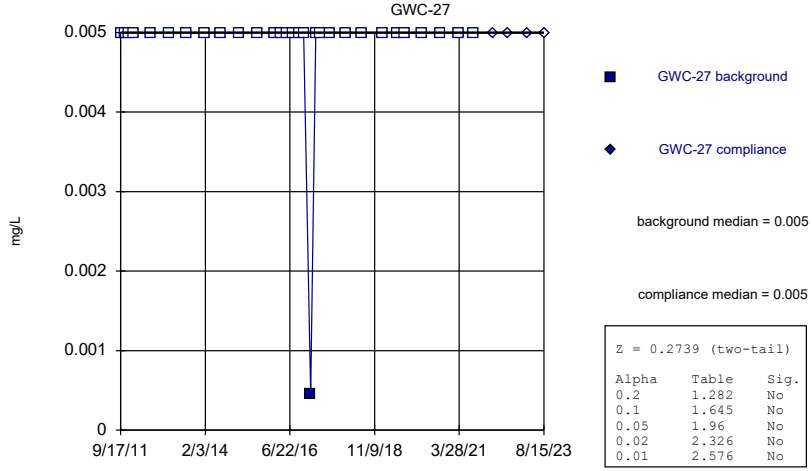

Z = 0.2739 (two-tail)

Alpha	Table	Sig.
0.2	1.282	No
0.1	1.645	No
0.05	1.96	No
0.02	2.326	No
0.01	2.576	No

Constituent: Selenium Analysis Run 8/13/2024 10:19 AM View: Appendix I Mann-Whitney
Plant Wansley Client: Southern Company Data: Wansley Landfill

Sanitas™ v.10.0.20 Software licensed to Groundwater Stats Consulting. UG
Hollow symbols indicate censored values.

Mann-Whitney (Wilcoxon Rank Sum)

GWC-30

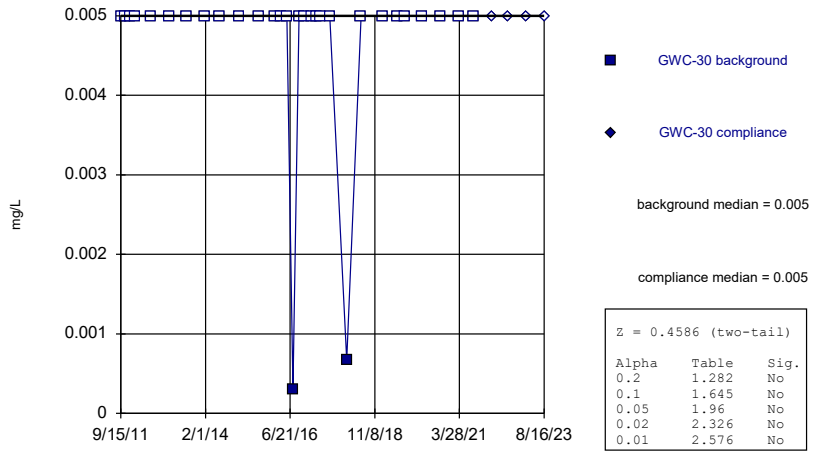

Z = 0.4586 (two-tail)

Alpha	Table	Sig.
0.2	1.282	No
0.1	1.645	No
0.05	1.96	No
0.02	2.326	No
0.01	2.576	No

Constituent: Selenium Analysis Run 8/13/2024 10:19 AM View: Appendix I Mann-Whitney
Plant Wansley Client: Southern Company Data: Wansley Landfill

Sanitas™ v.10.0.20 Software licensed to Groundwater Stats Consulting. UG
Hollow symbols indicate censored values.

Mann-Whitney (Wilcoxon Rank Sum)

GWC-31

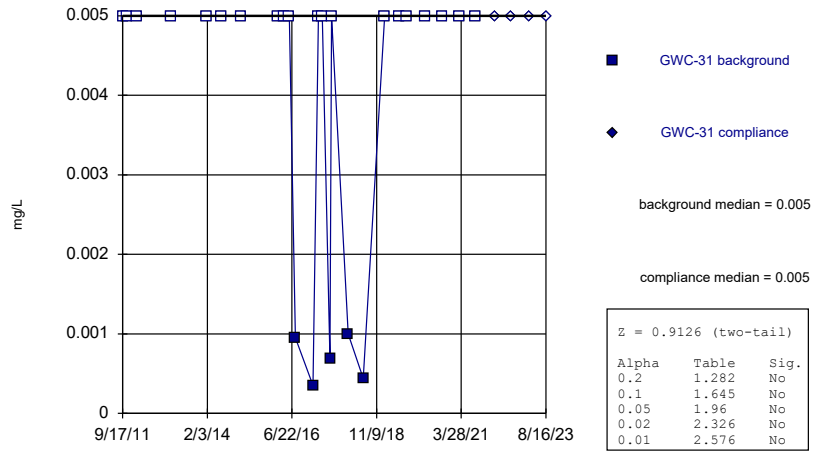

Z = 0.9126 (two-tail)

Alpha	Table	Sig.
0.2	1.282	No
0.1	1.645	No
0.05	1.96	No
0.02	2.326	No
0.01	2.576	No

Constituent: Selenium Analysis Run 8/13/2024 10:19 AM View: Appendix I Mann-Whitney
Plant Wansley Client: Southern Company Data: Wansley Landfill

Sanitas™ v.10.0.20 Software licensed to Groundwater Stats Consulting. UG
Hollow symbols indicate censored values.

Mann-Whitney (Wilcoxon Rank Sum)

GWC-32

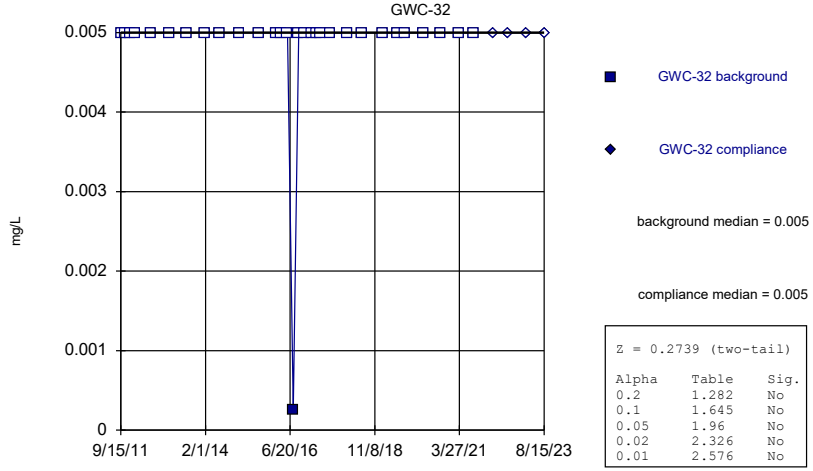

Z = 0.2739 (two-tail)

Alpha	Table	Sig.
0.2	1.282	No
0.1	1.645	No
0.05	1.96	No
0.02	2.326	No
0.01	2.576	No

Constituent: Selenium Analysis Run 8/13/2024 10:19 AM View: Appendix I Mann-Whitney
Plant Wansley Client: Southern Company Data: Wansley Landfill

Sanitas™ v.10.0.20 Software licensed to Groundwater Stats Consulting. UG
Hollow symbols indicate censored values.

Mann-Whitney (Wilcoxon Rank Sum)

GWC-33

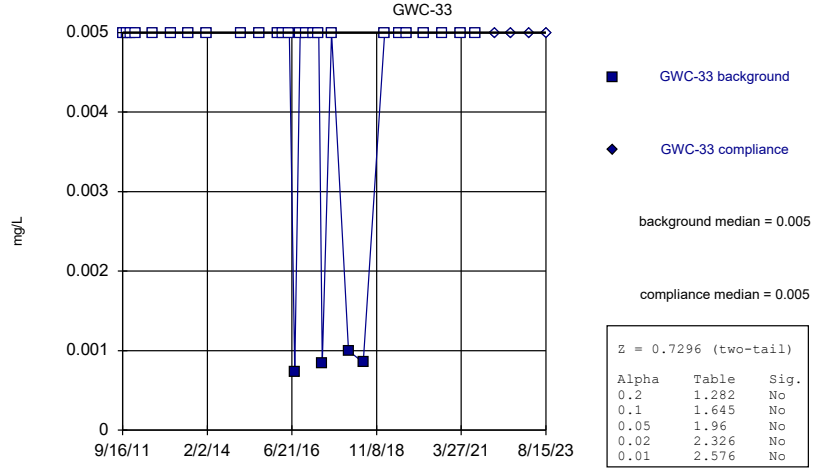

Z = 0.7296 (two-tail)

Alpha	Table	Sig.
0.2	1.282	No
0.1	1.645	No
0.05	1.96	No
0.02	2.326	No
0.01	2.576	No

Constituent: Selenium Analysis Run 8/13/2024 10:19 AM View: Appendix I Mann-Whitney
Plant Wansley Client: Southern Company Data: Wansley Landfill

Sanitas™ v.10.0.20 Software licensed to Groundwater Stats Consulting. UG
Hollow symbols indicate censored values.

Mann-Whitney (Wilcoxon Rank Sum)

GWC-35

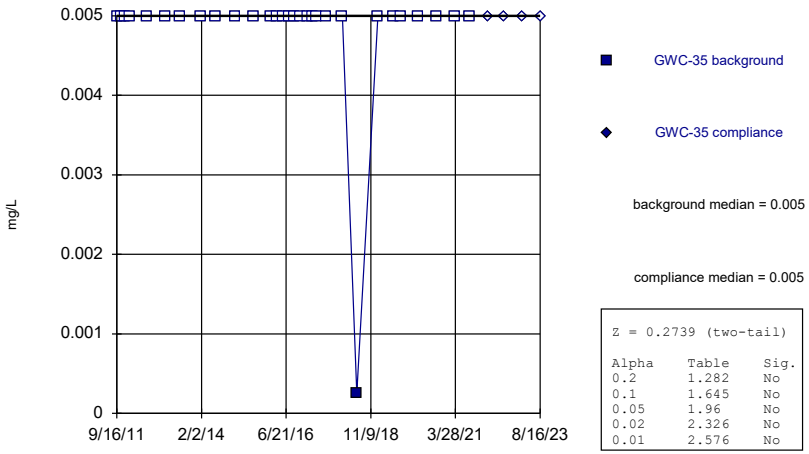

Z = 0.2739 (two-tail)

Alpha	Table	Sig.
0.2	1.282	No
0.1	1.645	No
0.05	1.96	No
0.02	2.326	No
0.01	2.576	No

Constituent: Selenium Analysis Run 8/13/2024 10:19 AM View: Appendix I Mann-Whitney
Plant Wansley Client: Southern Company Data: Wansley Landfill

Sanitas™ v.10.0.20 Software licensed to Groundwater Stats Consulting. UG
Hollow symbols indicate censored values.

Mann-Whitney (Wilcoxon Rank Sum)

GWC-5

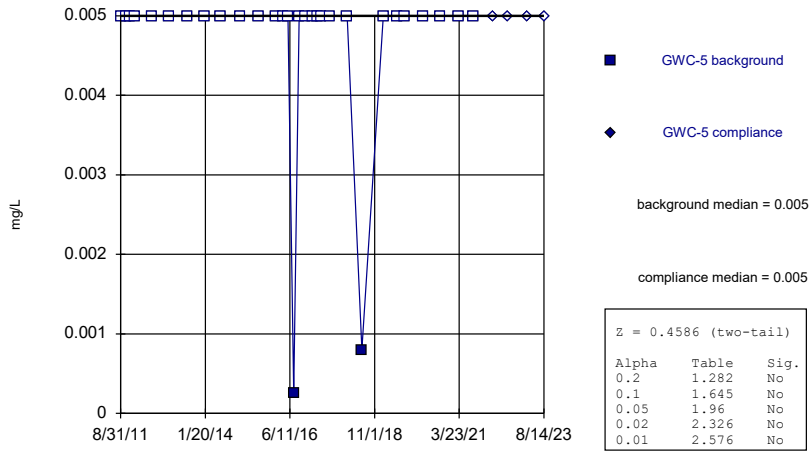

Z = 0.4586 (two-tail)

Alpha	Table	Sig.
0.2	1.282	No
0.1	1.645	No
0.05	1.96	No
0.02	2.326	No
0.01	2.576	No

Constituent: Selenium Analysis Run 8/13/2024 10:19 AM View: Appendix I Mann-Whitney
Plant Wansley Client: Southern Company Data: Wansley Landfill

Sanitas™ v.10.0.20 Software licensed to Groundwater Stats Consulting. UG
Hollow symbols indicate censored values.

Mann-Whitney (Wilcoxon Rank Sum)

GWC-6

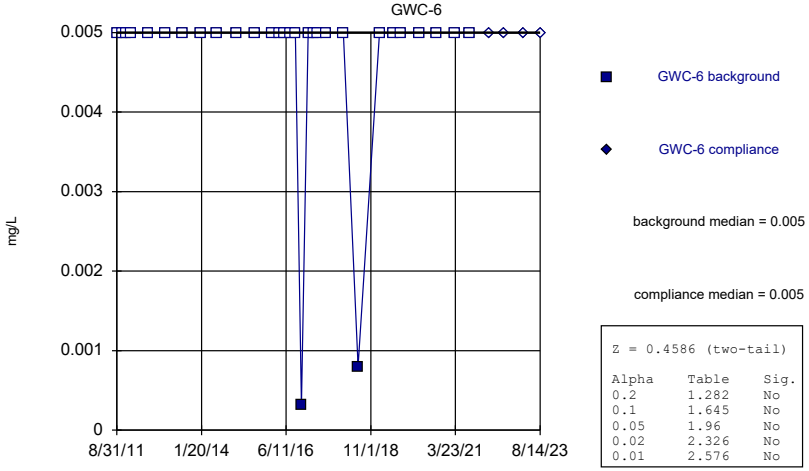

Z = 0.4586 (two-tail)

Alpha	Table	Sig.
0.2	1.282	No
0.1	1.645	No
0.05	1.96	No
0.02	2.326	No
0.01	2.576	No

Constituent: Selenium Analysis Run 8/13/2024 10:19 AM View: Appendix I Mann-Whitney
Plant Wansley Client: Southern Company Data: Wansley Landfill

Sanitas™ v.10.0.20 Software licensed to Groundwater Stats Consulting. UG
Hollow symbols indicate censored values.

Mann-Whitney (Wilcoxon Rank Sum)

GWC-8

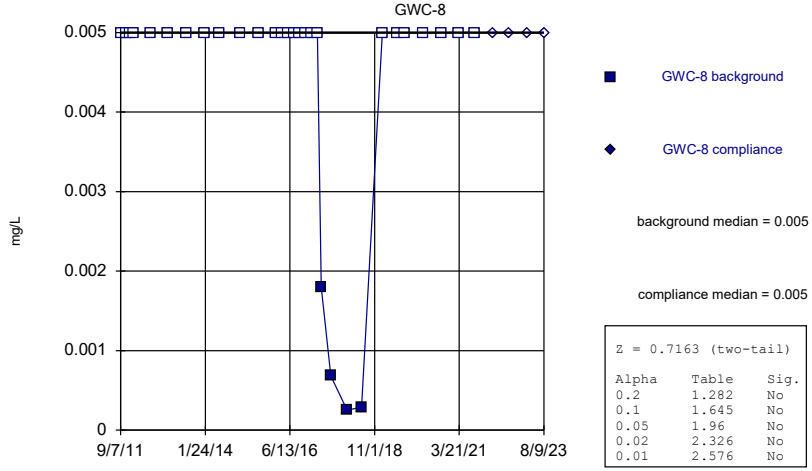

Z = 0.7163 (two-tail)

Alpha	Table	Sig.
0.2	1.282	No
0.1	1.645	No
0.05	1.96	No
0.02	2.326	No
0.01	2.576	No

Constituent: Selenium Analysis Run 8/13/2024 10:19 AM View: Appendix I Mann-Whitney
Plant Wansley Client: Southern Company Data: Wansley Landfill

Sanitas™ v.10.0.20 Software licensed to Groundwater Stats Consulting. UG
Hollow symbols indicate censored values.

Mann-Whitney (Wilcoxon Rank Sum)

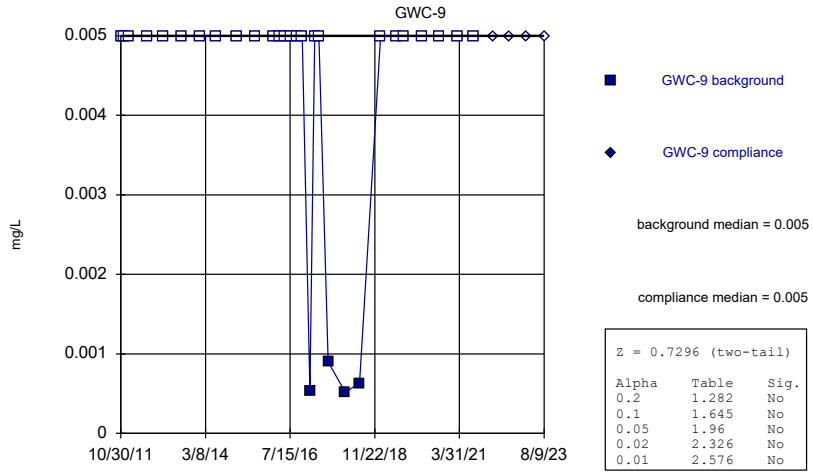

Z = 0.7296 (two-tail)

Alpha	Table	Sig.
0.2	1.282	No
0.1	1.645	No
0.05	1.96	No
0.02	2.326	No
0.01	2.576	No

Constituent: Selenium Analysis Run 8/13/2024 10:19 AM View: Appendix I Mann-Whitney
Plant Wansley Client: Southern Company Data: Wansley Landfill

Sanitas™ v.10.0.20 Software licensed to Groundwater Stats Consulting. UG
Hollow symbols indicate censored values.

Mann-Whitney (Wilcoxon Rank Sum)

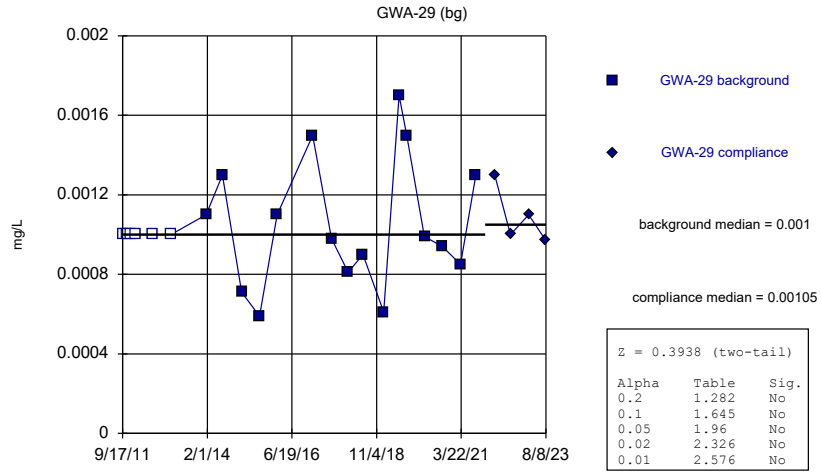

Z = 0.3938 (two-tail)

Alpha	Table	Sig.
0.2	1.282	No
0.1	1.645	No
0.05	1.96	No
0.02	2.326	No
0.01	2.576	No

Constituent: Silver Analysis Run 8/13/2024 10:19 AM View: Appendix I Mann-Whitney
Plant Wansley Client: Southern Company Data: Wansley Landfill

Sanitas™ v.10.0.20 Software licensed to Groundwater Stats Consulting. UG
Hollow symbols indicate censored values.

Mann-Whitney (Wilcoxon Rank Sum)

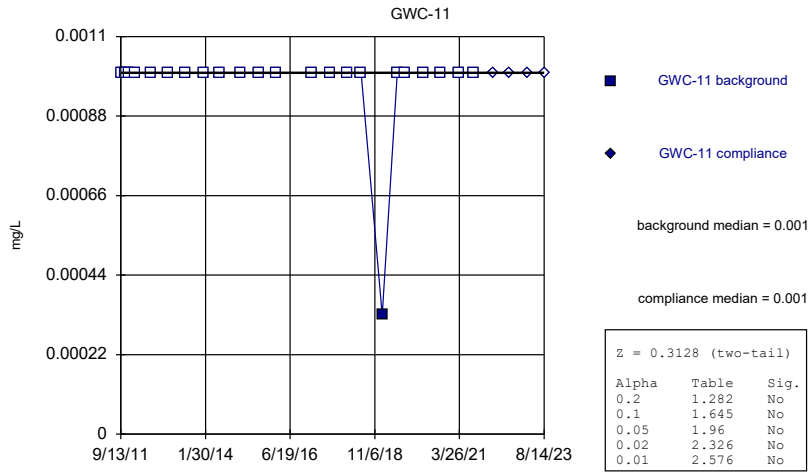

Z = 0.3128 (two-tail)

Alpha	Table	Sig.
0.2	1.282	No
0.1	1.645	No
0.05	1.96	No
0.02	2.326	No
0.01	2.576	No

Constituent: Silver Analysis Run 8/13/2024 10:19 AM View: Appendix I Mann-Whitney
Plant Wansley Client: Southern Company Data: Wansley Landfill

Sanitas™ v.10.0.20 Software licensed to Groundwater Stats Consulting. UG
Hollow symbols indicate censored values.

Mann-Whitney (Wilcoxon Rank Sum)

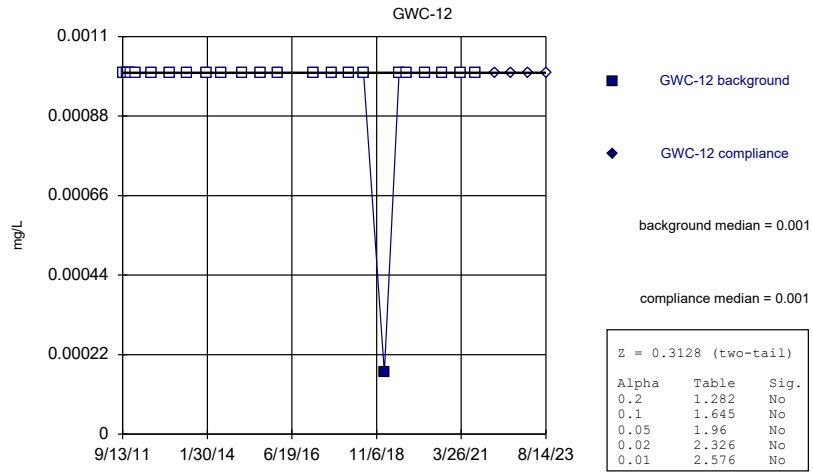

Z = 0.3128 (two-tail)

Alpha	Table	Sig.
0.2	1.282	No
0.1	1.645	No
0.05	1.96	No
0.02	2.326	No
0.01	2.576	No

Constituent: Silver Analysis Run 8/13/2024 10:19 AM View: Appendix I Mann-Whitney
Plant Wansley Client: Southern Company Data: Wansley Landfill

Sanitas™ v.10.0.20 Software licensed to Groundwater Stats Consulting. UG
Hollow symbols indicate censored values.

Mann-Whitney (Wilcoxon Rank Sum)

GWC-14

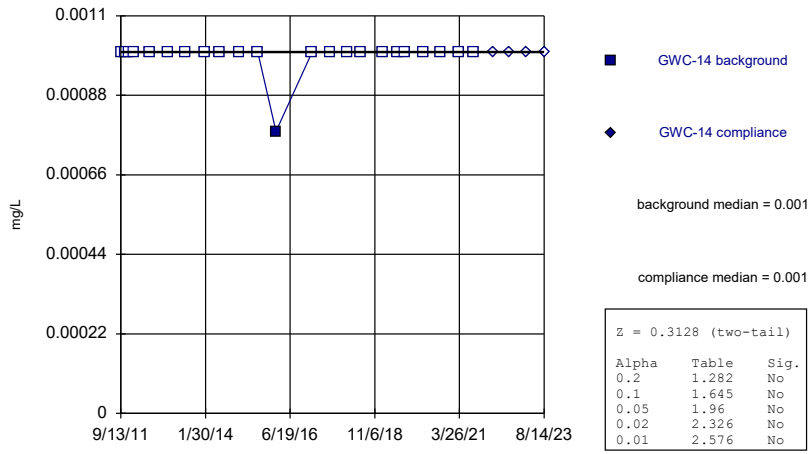

Z = 0.3128 (two-tail)

Alpha	Table	Sig.
0.2	1.282	No
0.1	1.645	No
0.05	1.96	No
0.02	2.326	No
0.01	2.576	No

Constituent: Silver Analysis Run 8/13/2024 10:19 AM View: Appendix I Mann-Whitney
Plant Wansley Client: Southern Company Data: Wansley Landfill

Sanitas™ v.10.0.20 Software licensed to Groundwater Stats Consulting. UG
Hollow symbols indicate censored values.

Mann-Whitney (Wilcoxon Rank Sum)

GWC-16

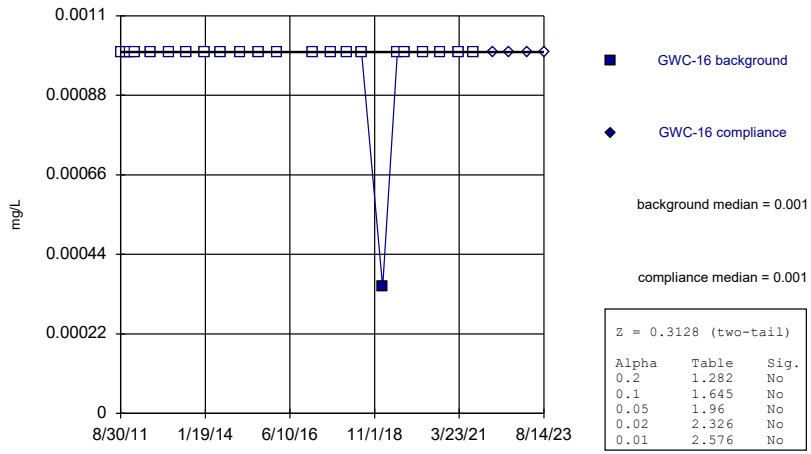

Z = 0.3128 (two-tail)

Alpha	Table	Sig.
0.2	1.282	No
0.1	1.645	No
0.05	1.96	No
0.02	2.326	No
0.01	2.576	No

Constituent: Silver Analysis Run 8/13/2024 10:19 AM View: Appendix I Mann-Whitney
Plant Wansley Client: Southern Company Data: Wansley Landfill

Sanitas™ v.10.0.20 Software licensed to Groundwater Stats Consulting. UG
Hollow symbols indicate censored values.

Mann-Whitney (Wilcoxon Rank Sum)

GWC-17

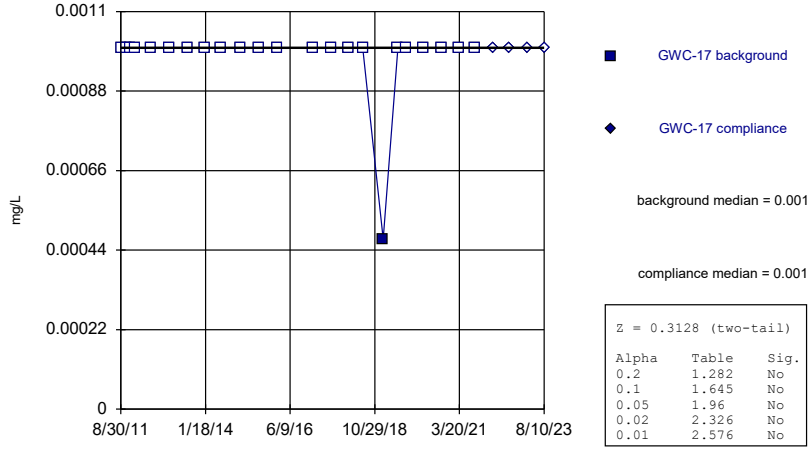

Z = 0.3128 (two-tail)

Alpha	Table	Sig.
0.2	1.282	No
0.1	1.645	No
0.05	1.96	No
0.02	2.326	No
0.01	2.576	No

Constituent: Silver Analysis Run 8/13/2024 10:19 AM View: Appendix I Mann-Whitney
Plant Wansley Client: Southern Company Data: Wansley Landfill

Sanitas™ v.10.0.20 Software licensed to Groundwater Stats Consulting. UG
Hollow symbols indicate censored values.

Mann-Whitney (Wilcoxon Rank Sum)

GWC-21

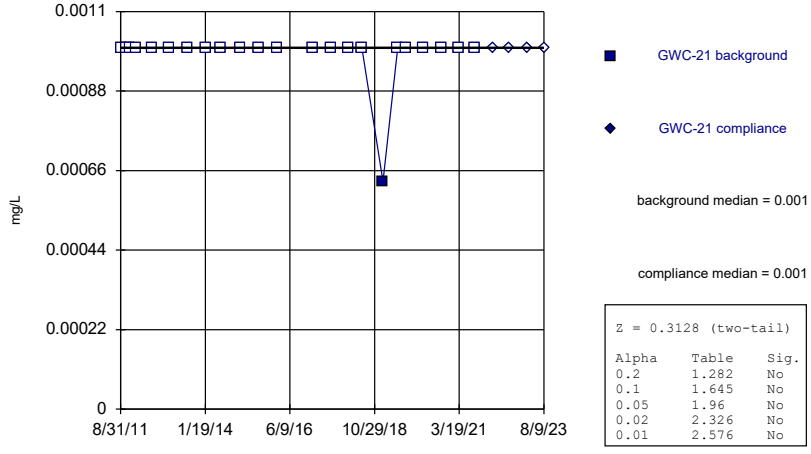

Z = 0.3128 (two-tail)

Alpha	Table	Sig.
0.2	1.282	No
0.1	1.645	No
0.05	1.96	No
0.02	2.326	No
0.01	2.576	No

Constituent: Silver Analysis Run 8/13/2024 10:19 AM View: Appendix I Mann-Whitney
Plant Wansley Client: Southern Company Data: Wansley Landfill

Sanitas™ v.10.0.20 Software licensed to Groundwater Stats Consulting. UG
Hollow symbols indicate censored values.

Mann-Whitney (Wilcoxon Rank Sum)

GWC-22

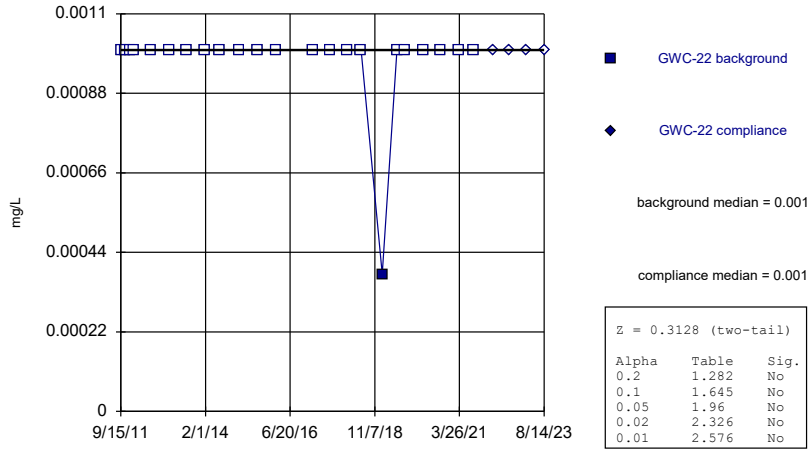

Z = 0.3128 (two-tail)

Alpha	Table	Sig.
0.2	1.282	No
0.1	1.645	No
0.05	1.96	No
0.02	2.326	No
0.01	2.576	No

Constituent: Silver Analysis Run 8/13/2024 10:19 AM View: Appendix I Mann-Whitney
Plant Wansley Client: Southern Company Data: Wansley Landfill

Sanitas™ v.10.0.20 Software licensed to Groundwater Stats Consulting. UG
Hollow symbols indicate censored values.

Mann-Whitney (Wilcoxon Rank Sum)

GWC-23

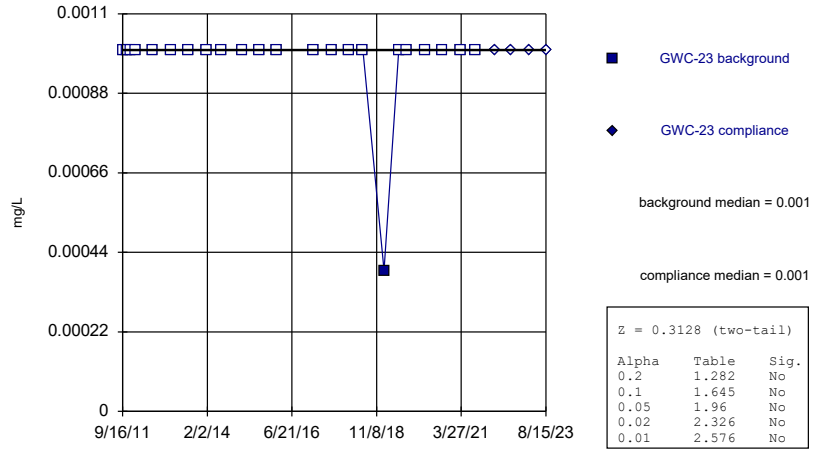

Z = 0.3128 (two-tail)

Alpha	Table	Sig.
0.2	1.282	No
0.1	1.645	No
0.05	1.96	No
0.02	2.326	No
0.01	2.576	No

Constituent: Silver Analysis Run 8/13/2024 10:19 AM View: Appendix I Mann-Whitney
Plant Wansley Client: Southern Company Data: Wansley Landfill

Sanitas™ v.10.0.20 Software licensed to Groundwater Stats Consulting. UG
Hollow symbols indicate censored values.

Mann-Whitney (Wilcoxon Rank Sum)

GWC-24

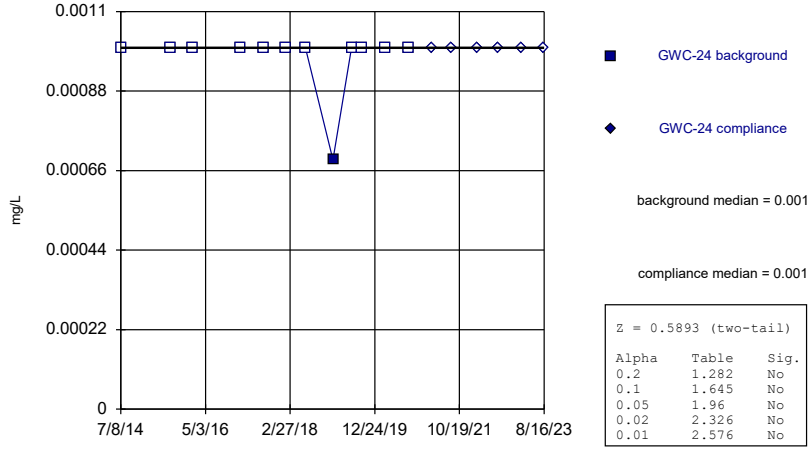

Z = 0.5893 (two-tail)

Alpha	Table	Sig.
0.2	1.282	No
0.1	1.645	No
0.05	1.96	No
0.02	2.326	No
0.01	2.576	No

Constituent: Silver Analysis Run 8/13/2024 10:19 AM View: Appendix I Mann-Whitney
Plant Wansley Client: Southern Company Data: Wansley Landfill

Sanitas™ v.10.0.20 Software licensed to Groundwater Stats Consulting. UG
Hollow symbols indicate censored values.

Mann-Whitney (Wilcoxon Rank Sum)

GWC-25

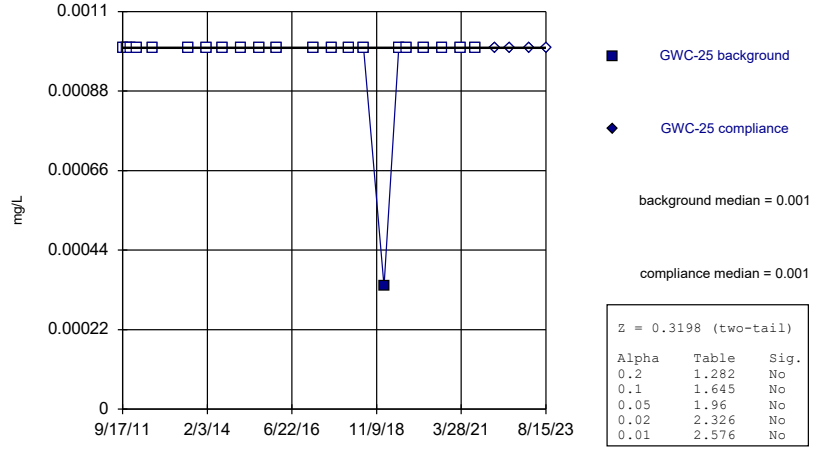

Z = 0.3198 (two-tail)

Alpha	Table	Sig.
0.2	1.282	No
0.1	1.645	No
0.05	1.96	No
0.02	2.326	No
0.01	2.576	No

Constituent: Silver Analysis Run 8/13/2024 10:19 AM View: Appendix I Mann-Whitney
Plant Wansley Client: Southern Company Data: Wansley Landfill

Sanitas™ v.10.0.20 Software licensed to Groundwater Stats Consulting. UG
Hollow symbols indicate censored values.

Mann-Whitney (Wilcoxon Rank Sum)

GWC-26

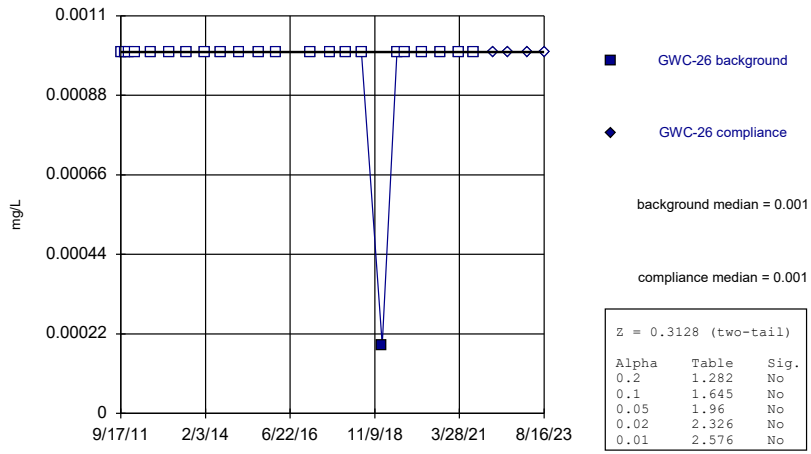

Z = 0.3128 (two-tail)

Alpha	Table	Sig.
0.2	1.282	No
0.1	1.645	No
0.05	1.96	No
0.02	2.326	No
0.01	2.576	No

Constituent: Silver Analysis Run 8/13/2024 10:19 AM View: Appendix I Mann-Whitney
Plant Wansley Client: Southern Company Data: Wansley Landfill

Sanitas™ v.10.0.20 Software licensed to Groundwater Stats Consulting. UG
Hollow symbols indicate censored values.

Mann-Whitney (Wilcoxon Rank Sum)

GWC-27

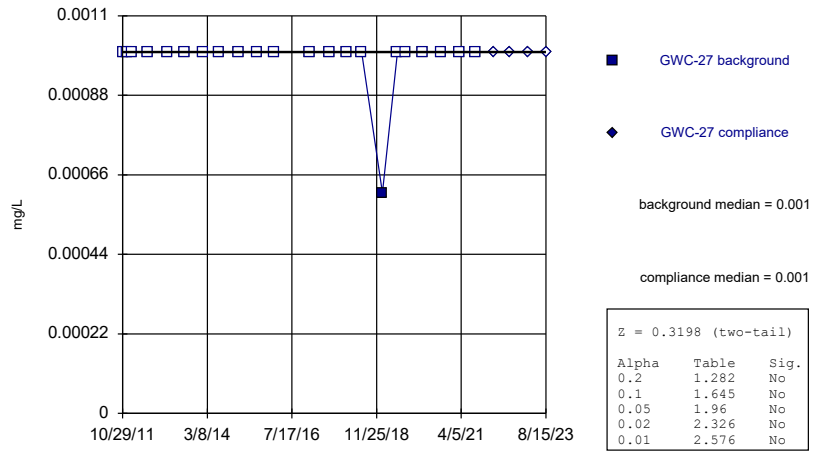

Z = 0.3198 (two-tail)

Alpha	Table	Sig.
0.2	1.282	No
0.1	1.645	No
0.05	1.96	No
0.02	2.326	No
0.01	2.576	No

Constituent: Silver Analysis Run 8/13/2024 10:19 AM View: Appendix I Mann-Whitney
Plant Wansley Client: Southern Company Data: Wansley Landfill

Sanitas™ v.10.0.20 Software licensed to Groundwater Stats Consulting. UG
Hollow symbols indicate censored values.

Mann-Whitney (Wilcoxon Rank Sum)

GWC-31

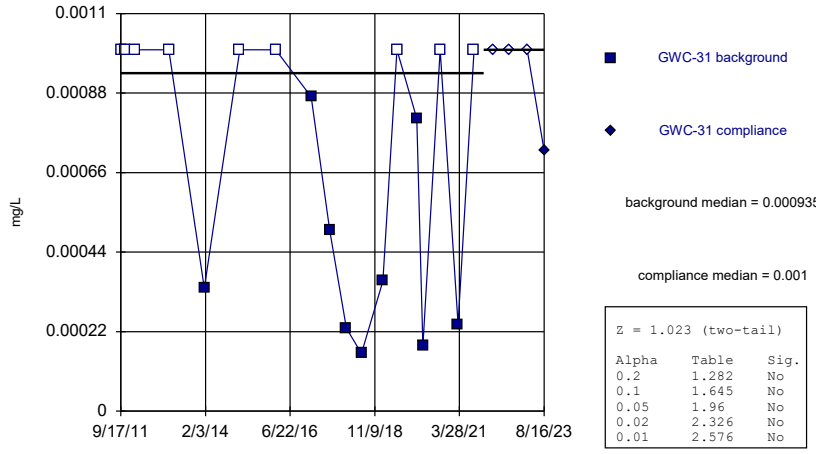

Z = 1.023 (two-tail)

Alpha	Table	Sig.
0.2	1.282	No
0.1	1.645	No
0.05	1.96	No
0.02	2.326	No
0.01	2.576	No

Constituent: Silver Analysis Run 8/13/2024 10:19 AM View: Appendix I Mann-Whitney
Plant Wansley Client: Southern Company Data: Wansley Landfill

Sanitas™ v.10.0.20 Software licensed to Groundwater Stats Consulting. UG
Hollow symbols indicate censored values.

Mann-Whitney (Wilcoxon Rank Sum)

GWC-32

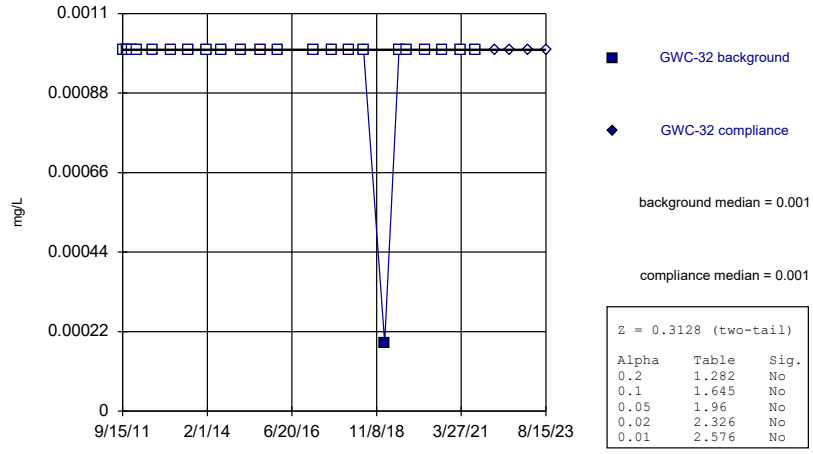

Z = 0.3128 (two-tail)

Alpha	Table	Sig.
0.2	1.282	No
0.1	1.645	No
0.05	1.96	No
0.02	2.326	No
0.01	2.576	No

Constituent: Silver Analysis Run 8/13/2024 10:19 AM View: Appendix I Mann-Whitney
Plant Wansley Client: Southern Company Data: Wansley Landfill

Sanitas™ v.10.0.20 Software licensed to Groundwater Stats Consulting. UG
Hollow symbols indicate censored values.

Mann-Whitney (Wilcoxon Rank Sum)

GWC-33

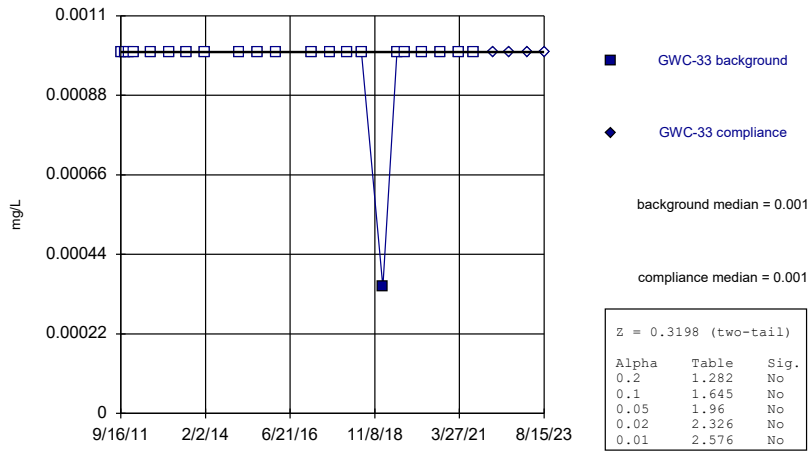

Z = 0.3198 (two-tail)

Alpha	Table	Sig.
0.2	1.282	No
0.1	1.645	No
0.05	1.96	No
0.02	2.326	No
0.01	2.576	No

Constituent: Silver Analysis Run 8/13/2024 10:19 AM View: Appendix I Mann-Whitney
Plant Wansley Client: Southern Company Data: Wansley Landfill

Sanitas™ v.10.0.20 Software licensed to Groundwater Stats Consulting. UG
Hollow symbols indicate censored values.

Mann-Whitney (Wilcoxon Rank Sum)

GWC-5

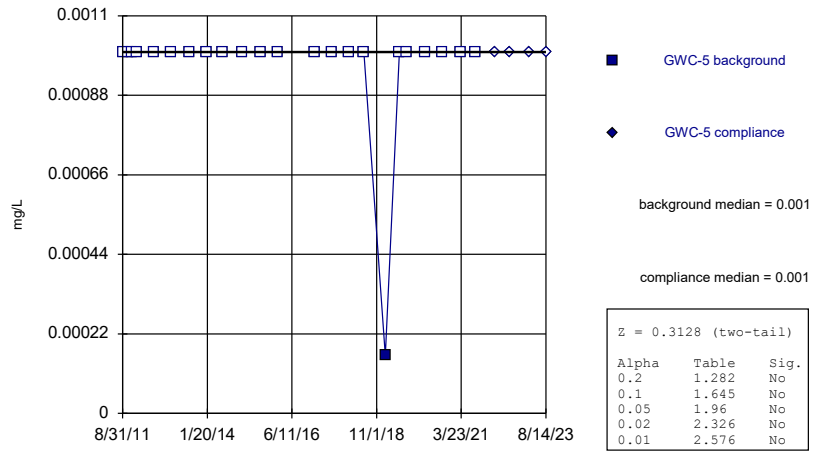

Z = 0.3128 (two-tail)

Alpha	Table	Sig.
0.2	1.282	No
0.1	1.645	No
0.05	1.96	No
0.02	2.326	No
0.01	2.576	No

Constituent: Silver Analysis Run 8/13/2024 10:19 AM View: Appendix I Mann-Whitney
Plant Wansley Client: Southern Company Data: Wansley Landfill

Sanitas™ v.10.0.20 Software licensed to Groundwater Stats Consulting. UG
Hollow symbols indicate censored values.

Mann-Whitney (Wilcoxon Rank Sum)

GWC-6

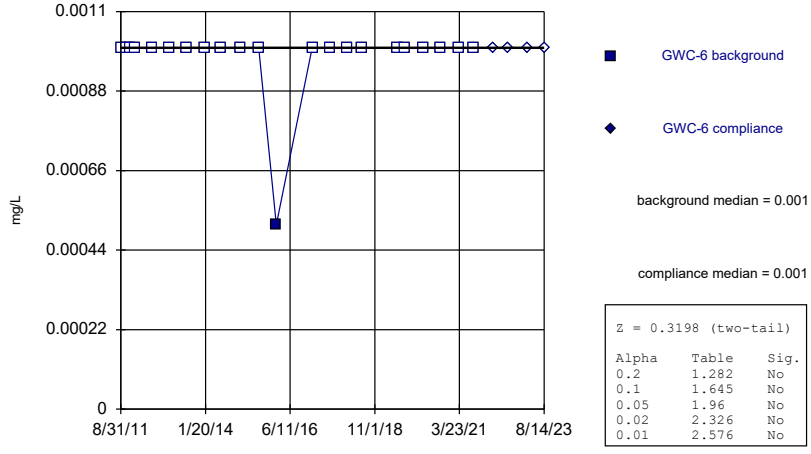

Z = 0.3198 (two-tail)

Alpha	Table	Sig.
0.2	1.282	No
0.1	1.645	No
0.05	1.96	No
0.02	2.326	No
0.01	2.576	No

Constituent: Silver Analysis Run 8/13/2024 10:19 AM View: Appendix I Mann-Whitney
Plant Wansley Client: Southern Company Data: Wansley Landfill

Sanitas™ v.10.0.20 Software licensed to Groundwater Stats Consulting. UG
Hollow symbols indicate censored values.

Mann-Whitney (Wilcoxon Rank Sum)

GWA-1 (bg)

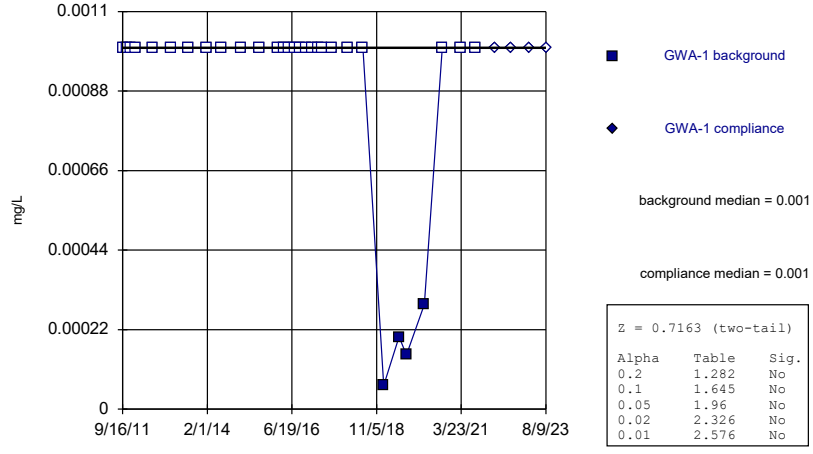

Z = 0.7163 (two-tail)

Alpha	Table	Sig.
0.2	1.282	No
0.1	1.645	No
0.05	1.96	No
0.02	2.326	No
0.01	2.576	No

Constituent: Thallium Analysis Run 8/13/2024 10:19 AM View: Appendix I Mann-Whitney
Plant Wansley Client: Southern Company Data: Wansley Landfill

Sanitas™ v.10.0.20 Software licensed to Groundwater Stats Consulting. UG
Hollow symbols indicate censored values.

Mann-Whitney (Wilcoxon Rank Sum)

GWA-2 (bg)

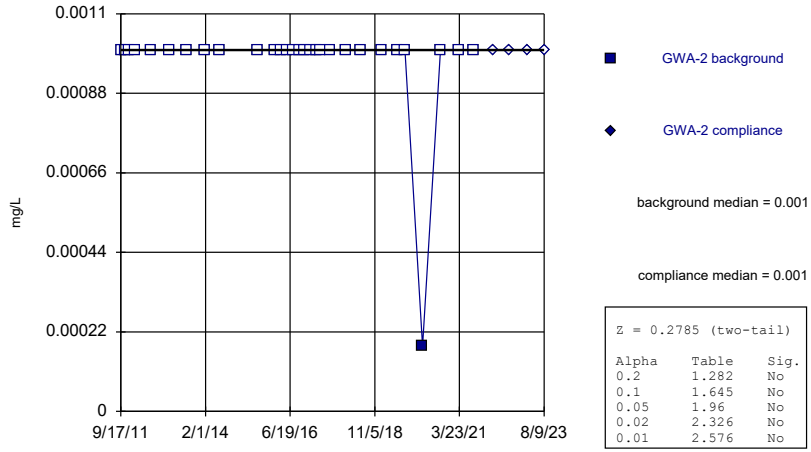

Z = 0.2785 (two-tail)

Alpha	Table	Sig.
0.2	1.282	No
0.1	1.645	No
0.05	1.96	No
0.02	2.326	No
0.01	2.576	No

Constituent: Thallium Analysis Run 8/13/2024 10:19 AM View: Appendix I Mann-Whitney
Plant Wansley Client: Southern Company Data: Wansley Landfill

Sanitas™ v.10.0.20 Software licensed to Groundwater Stats Consulting. UG
Hollow symbols indicate censored values.

Mann-Whitney (Wilcoxon Rank Sum)

GWA-4 (bg)

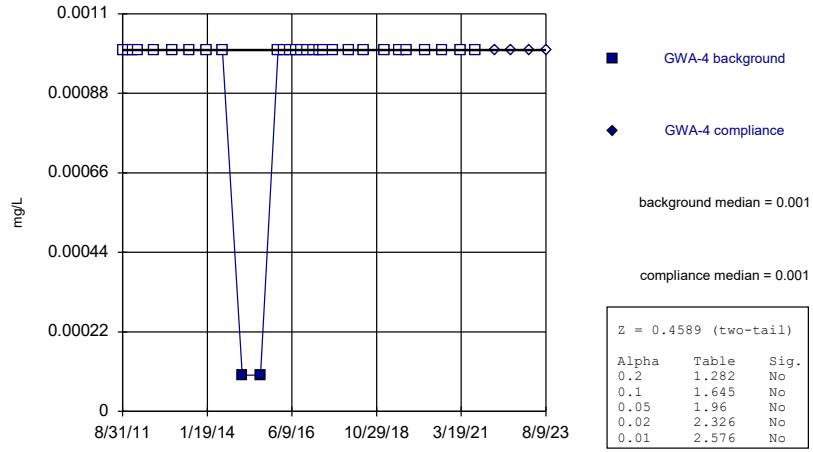

Z = 0.4589 (two-tail)

Alpha	Table	Sig.
0.2	1.282	No
0.1	1.645	No
0.05	1.96	No
0.02	2.326	No
0.01	2.576	No

Constituent: Thallium Analysis Run 8/13/2024 10:19 AM View: Appendix I Mann-Whitney
Plant Wansley Client: Southern Company Data: Wansley Landfill

Sanitas™ v.10.0.20 Software licensed to Groundwater Stats Consulting. UG
Hollow symbols indicate censored values.

Mann-Whitney (Wilcoxon Rank Sum)

GWC-11

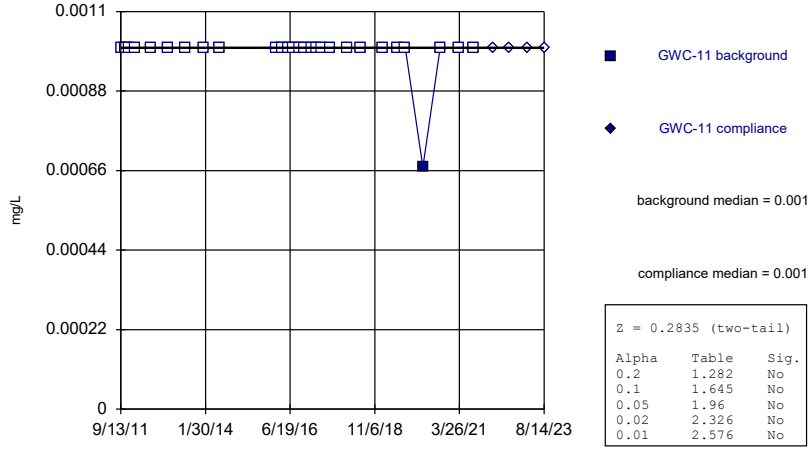

Z = 0.2835 (two-tail)

Alpha	Table	Sig.
0.2	1.282	No
0.1	1.645	No
0.05	1.96	No
0.02	2.326	No
0.01	2.576	No

Constituent: Thallium Analysis Run 8/13/2024 10:20 AM View: Appendix I Mann-Whitney
Plant Wansley Client: Southern Company Data: Wansley Landfill

Sanitas™ v.10.0.20 Software licensed to Groundwater Stats Consulting. UG
Hollow symbols indicate censored values.

Mann-Whitney (Wilcoxon Rank Sum)

GWC-12

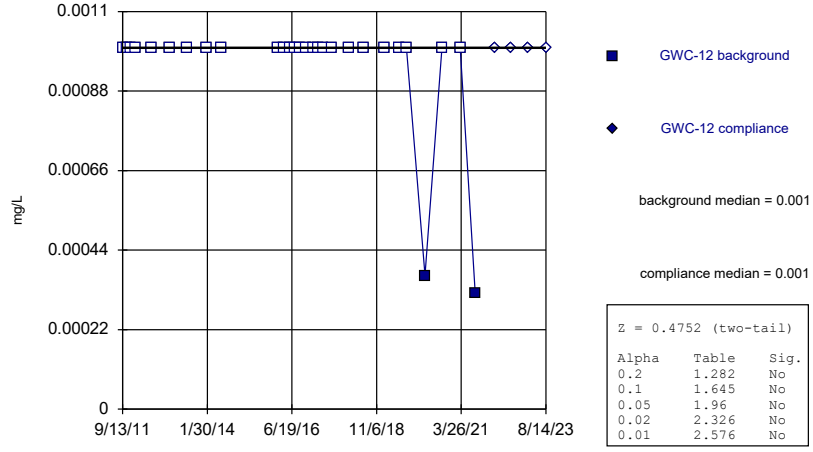

Z = 0.4752 (two-tail)

Alpha	Table	Sig.
0.2	1.282	No
0.1	1.645	No
0.05	1.96	No
0.02	2.326	No
0.01	2.576	No

Constituent: Thallium Analysis Run 8/13/2024 10:20 AM View: Appendix I Mann-Whitney
Plant Wansley Client: Southern Company Data: Wansley Landfill

Sanitas™ v.10.0.20 Software licensed to Groundwater Stats Consulting. UG
Hollow symbols indicate censored values.

Mann-Whitney (Wilcoxon Rank Sum)

GWC-13

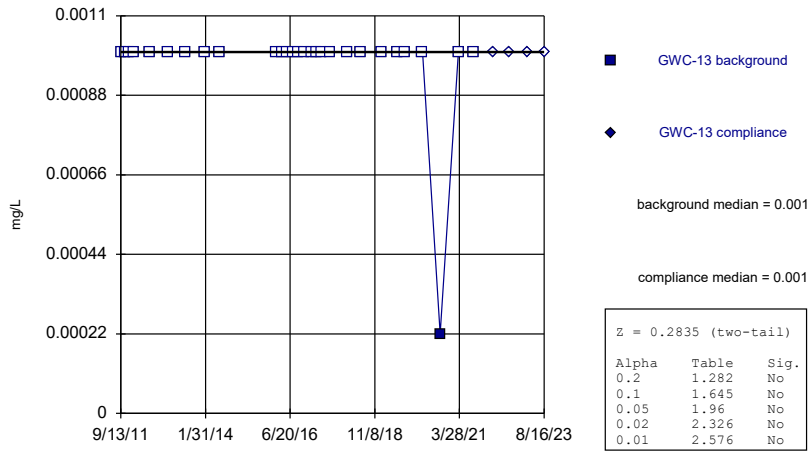

Z = 0.2835 (two-tail)

Alpha	Table	Sig.
0.2	1.282	No
0.1	1.645	No
0.05	1.96	No
0.02	2.326	No
0.01	2.576	No

Constituent: Thallium Analysis Run 8/13/2024 10:20 AM View: Appendix I Mann-Whitney
Plant Wansley Client: Southern Company Data: Wansley Landfill

Sanitas™ v.10.0.20 Software licensed to Groundwater Stats Consulting. UG
Hollow symbols indicate censored values.

Mann-Whitney (Wilcoxon Rank Sum)

GWC-14

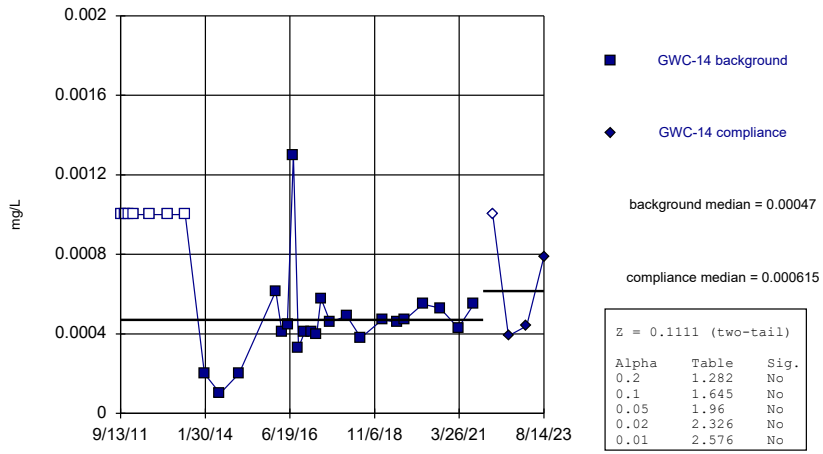

Z = 0.1111 (two-tail)

Alpha	Table	Sig.
0.2	1.282	No
0.1	1.645	No
0.05	1.96	No
0.02	2.326	No
0.01	2.576	No

Constituent: Thallium Analysis Run 8/13/2024 10:20 AM View: Appendix I Mann-Whitney
Plant Wansley Client: Southern Company Data: Wansley Landfill

Sanitas™ v.10.0.20 Software licensed to Groundwater Stats Consulting. UG
Hollow symbols indicate censored values.

Mann-Whitney (Wilcoxon Rank Sum)

GWC-15

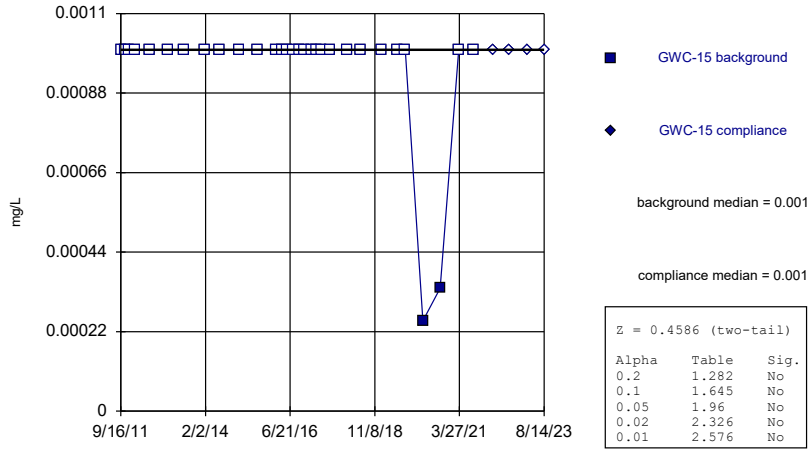

Z = 0.4586 (two-tail)

Alpha	Table	Sig.
0.2	1.282	No
0.1	1.645	No
0.05	1.96	No
0.02	2.326	No
0.01	2.576	No

Constituent: Thallium Analysis Run 8/13/2024 10:20 AM View: Appendix I Mann-Whitney
Plant Wansley Client: Southern Company Data: Wansley Landfill

Sanitas™ v.10.0.20 Software licensed to Groundwater Stats Consulting. UG
Hollow symbols indicate censored values.

Mann-Whitney (Wilcoxon Rank Sum)

GWC-19

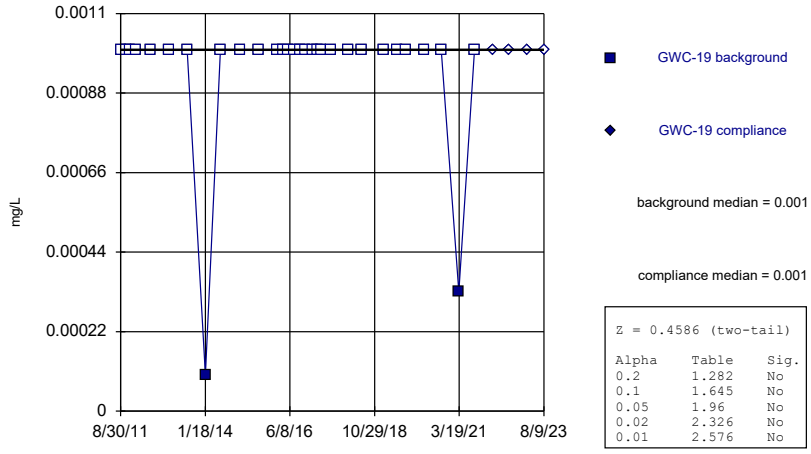

Z = 0.4586 (two-tail)

Alpha	Table	Sig.
0.2	1.282	No
0.1	1.645	No
0.05	1.96	No
0.02	2.326	No
0.01	2.576	No

Constituent: Thallium Analysis Run 8/13/2024 10:20 AM View: Appendix I Mann-Whitney
Plant Wansley Client: Southern Company Data: Wansley Landfill

Sanitas™ v.10.0.20 Software licensed to Groundwater Stats Consulting. UG
Hollow symbols indicate censored values.

Mann-Whitney (Wilcoxon Rank Sum)

GWC-20

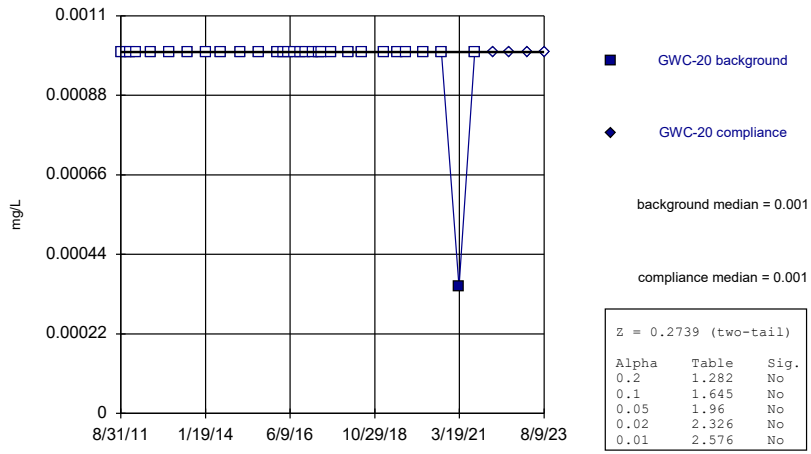

Z = 0.2739 (two-tail)

Alpha	Table	Sig.
0.2	1.282	No
0.1	1.645	No
0.05	1.96	No
0.02	2.326	No
0.01	2.576	No

Constituent: Thallium Analysis Run 8/13/2024 10:20 AM View: Appendix I Mann-Whitney
Plant Wansley Client: Southern Company Data: Wansley Landfill

Sanitas™ v.10.0.20 Software licensed to Groundwater Stats Consulting. UG
Hollow symbols indicate censored values.

Mann-Whitney (Wilcoxon Rank Sum)

GWC-21

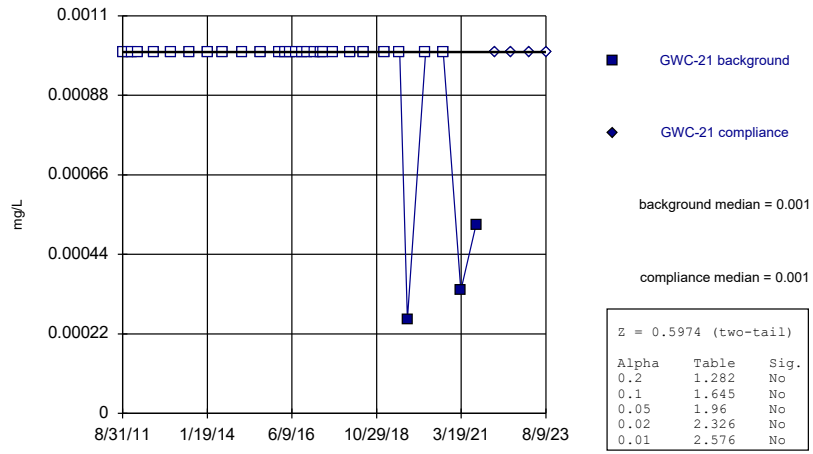

Z = 0.5974 (two-tail)

Alpha	Table	Sig.
0.2	1.282	No
0.1	1.645	No
0.05	1.96	No
0.02	2.326	No
0.01	2.576	No

Constituent: Thallium Analysis Run 8/13/2024 10:20 AM View: Appendix I Mann-Whitney
Plant Wansley Client: Southern Company Data: Wansley Landfill

Sanitas™ v.10.0.20 Software licensed to Groundwater Stats Consulting. UG
Hollow symbols indicate censored values.

Mann-Whitney (Wilcoxon Rank Sum)

GWC-22

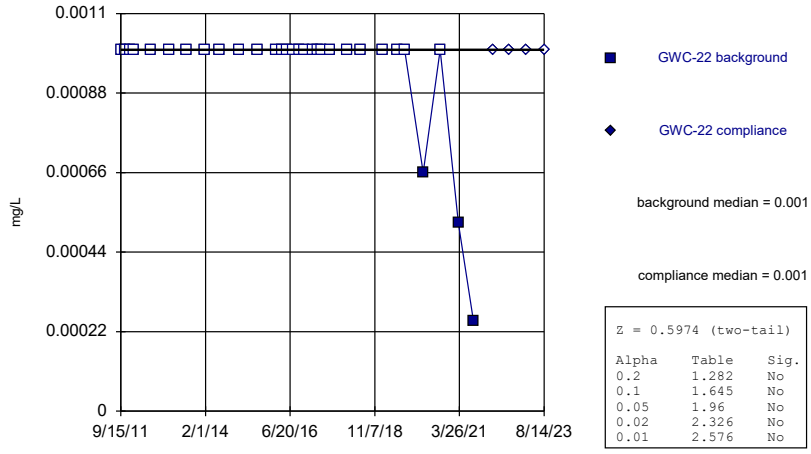

Z = 0.5974 (two-tail)

Alpha	Table	Sig.
0.2	1.282	No
0.1	1.645	No
0.05	1.96	No
0.02	2.326	No
0.01	2.576	No

Constituent: Thallium Analysis Run 8/13/2024 10:20 AM View: Appendix I Mann-Whitney
Plant Wansley Client: Southern Company Data: Wansley Landfill

Sanitas™ v.10.0.20 Software licensed to Groundwater Stats Consulting. UG
Hollow symbols indicate censored values.

Mann-Whitney (Wilcoxon Rank Sum)

GWC-23

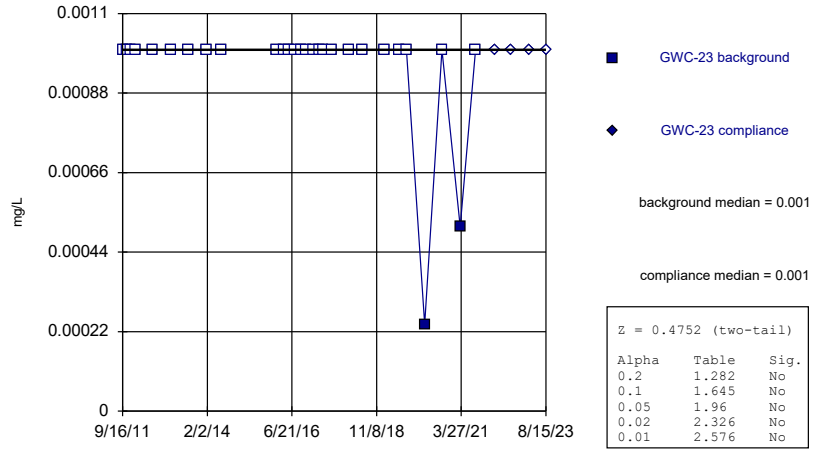

Z = 0.4752 (two-tail)

Alpha	Table	Sig.
0.2	1.282	No
0.1	1.645	No
0.05	1.96	No
0.02	2.326	No
0.01	2.576	No

Constituent: Thallium Analysis Run 8/13/2024 10:20 AM View: Appendix I Mann-Whitney
Plant Wansley Client: Southern Company Data: Wansley Landfill

Sanitas™ v.10.0.20 Software licensed to Groundwater Stats Consulting. UG
Hollow symbols indicate censored values.

Mann-Whitney (Wilcoxon Rank Sum)

GWC-24

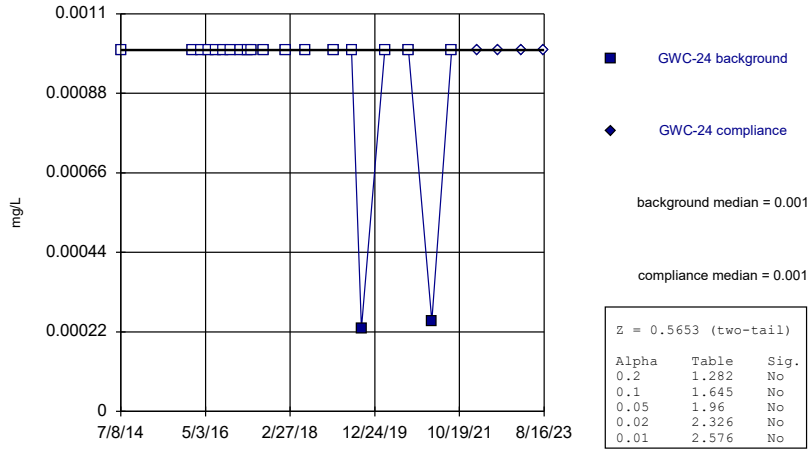

Z = 0.5653 (two-tail)

Alpha	Table	Sig.
0.2	1.282	No
0.1	1.645	No
0.05	1.96	No
0.02	2.326	No
0.01	2.576	No

Constituent: Thallium Analysis Run 8/13/2024 10:20 AM View: Appendix I Mann-Whitney
Plant Wansley Client: Southern Company Data: Wansley Landfill

Sanitas™ v.10.0.20 Software licensed to Groundwater Stats Consulting. UG
Hollow symbols indicate censored values.

Mann-Whitney (Wilcoxon Rank Sum)

GWC-25

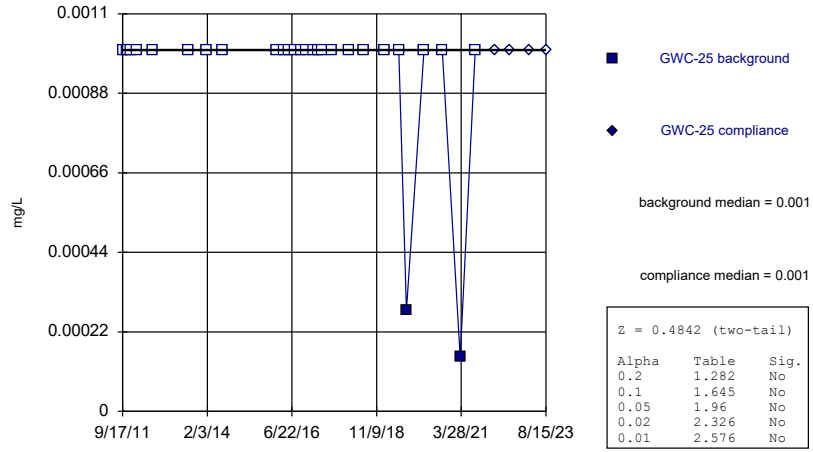

Z = 0.4842 (two-tail)

Alpha	Table	Sig.
0.2	1.282	No
0.1	1.645	No
0.05	1.96	No
0.02	2.326	No
0.01	2.576	No

Constituent: Thallium Analysis Run 8/13/2024 10:20 AM View: Appendix I Mann-Whitney
Plant Wansley Client: Southern Company Data: Wansley Landfill

Sanitas™ v.10.0.20 Software licensed to Groundwater Stats Consulting. UG
Hollow symbols indicate censored values.

Mann-Whitney (Wilcoxon Rank Sum)

GWC-27

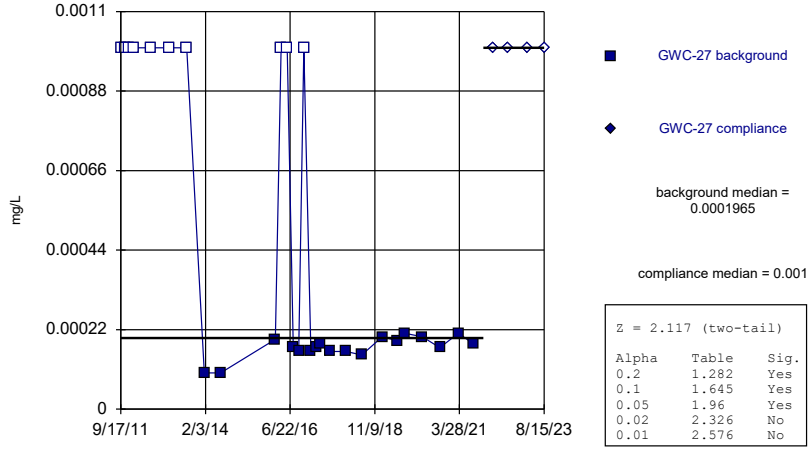

Z = 2.117 (two-tail)

Alpha	Table	Sig.
0.2	1.282	Yes
0.1	1.645	Yes
0.05	1.96	Yes
0.02	2.326	No
0.01	2.576	No

Constituent: Thallium Analysis Run 8/13/2024 10:20 AM View: Appendix I Mann-Whitney
Plant Wansley Client: Southern Company Data: Wansley Landfill

Sanitas™ v.10.0.20 Software licensed to Groundwater Stats Consulting. UG
Hollow symbols indicate censored values.

Mann-Whitney (Wilcoxon Rank Sum)

GWC-30

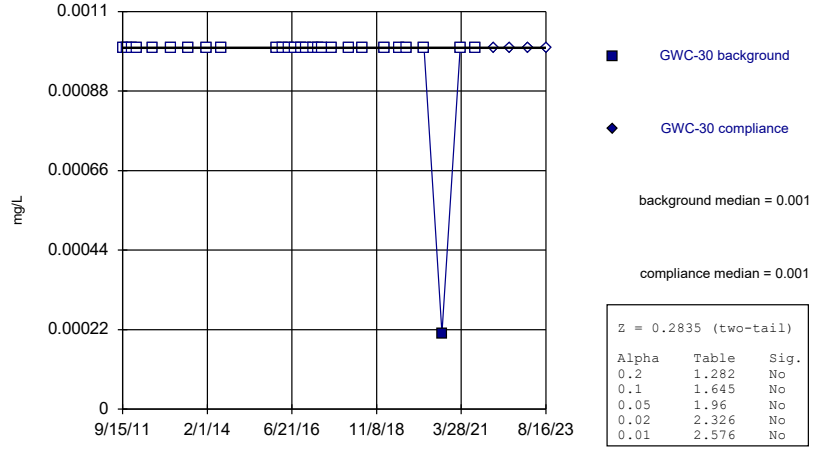

Z = 0.2835 (two-tail)

Alpha	Table	Sig.
0.2	1.282	No
0.1	1.645	No
0.05	1.96	No
0.02	2.326	No
0.01	2.576	No

Constituent: Thallium Analysis Run 8/13/2024 10:20 AM View: Appendix I Mann-Whitney
Plant Wansley Client: Southern Company Data: Wansley Landfill

Sanitas™ v.10.0.20 Software licensed to Groundwater Stats Consulting. UG
Hollow symbols indicate censored values.

Mann-Whitney (Wilcoxon Rank Sum)

GWC-31

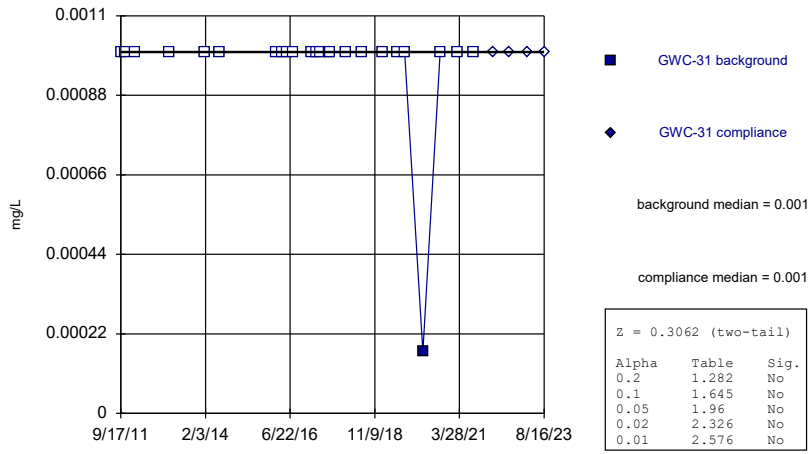

Z = 0.3062 (two-tail)

Alpha	Table	Sig.
0.2	1.282	No
0.1	1.645	No
0.05	1.96	No
0.02	2.326	No
0.01	2.576	No

Constituent: Thallium Analysis Run 8/13/2024 10:20 AM View: Appendix I Mann-Whitney
Plant Wansley Client: Southern Company Data: Wansley Landfill

Sanitas™ v.10.0.20 Software licensed to Groundwater Stats Consulting. UG
Hollow symbols indicate censored values.

Mann-Whitney (Wilcoxon Rank Sum)

GWC-33

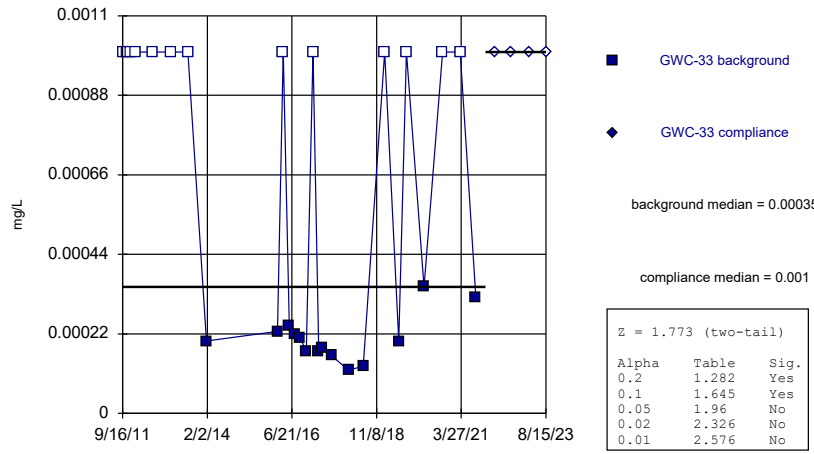

Z = 1.773 (two-tail)

Alpha	Table	Sig.
0.2	1.282	Yes
0.1	1.645	Yes
0.05	1.96	No
0.02	2.326	No
0.01	2.576	No

Constituent: Thallium Analysis Run 8/13/2024 10:20 AM View: Appendix I Mann-Whitney
Plant Wansley Client: Southern Company Data: Wansley Landfill

Sanitas™ v.10.0.20 Software licensed to Groundwater Stats Consulting. UG
Hollow symbols indicate censored values.

Mann-Whitney (Wilcoxon Rank Sum)

GWC-34

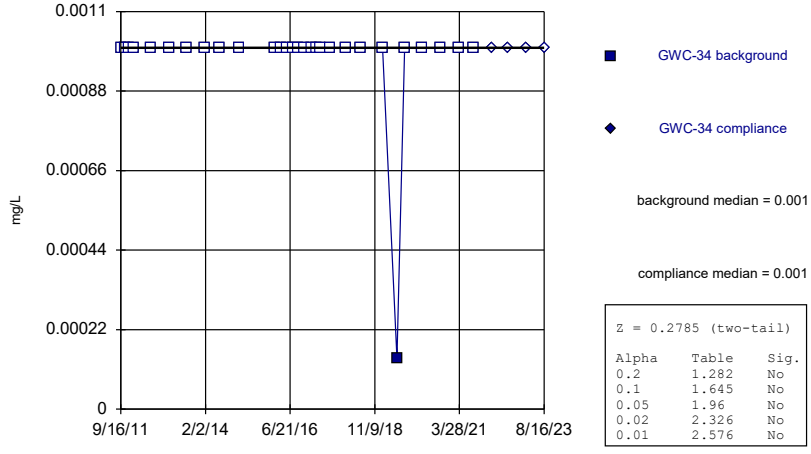

Z = 0.2785 (two-tail)

Alpha	Table	Sig.
0.2	1.282	No
0.1	1.645	No
0.05	1.96	No
0.02	2.326	No
0.01	2.576	No

Constituent: Thallium Analysis Run 8/13/2024 10:20 AM View: Appendix I Mann-Whitney
Plant Wansley Client: Southern Company Data: Wansley Landfill

Sanitas™ v.10.0.20 Software licensed to Groundwater Stats Consulting. UG
Hollow symbols indicate censored values.

Mann-Whitney (Wilcoxon Rank Sum)

GWC-35

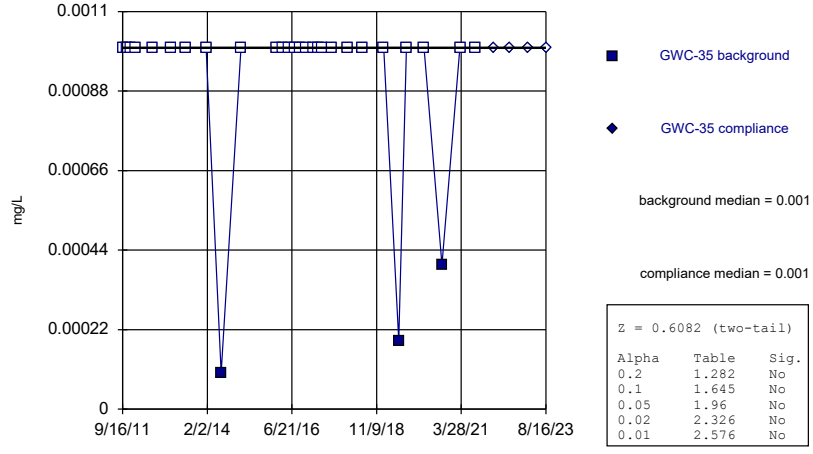

Z = 0.6082 (two-tail)

Alpha	Table	Sig.
0.2	1.282	No
0.1	1.645	No
0.05	1.96	No
0.02	2.326	No
0.01	2.576	No

Constituent: Thallium Analysis Run 8/13/2024 10:20 AM View: Appendix I Mann-Whitney
Plant Wansley Client: Southern Company Data: Wansley Landfill

Sanitas™ v.10.0.20 Software licensed to Groundwater Stats Consulting. UG
Hollow symbols indicate censored values.

Mann-Whitney (Wilcoxon Rank Sum)

GWC-6

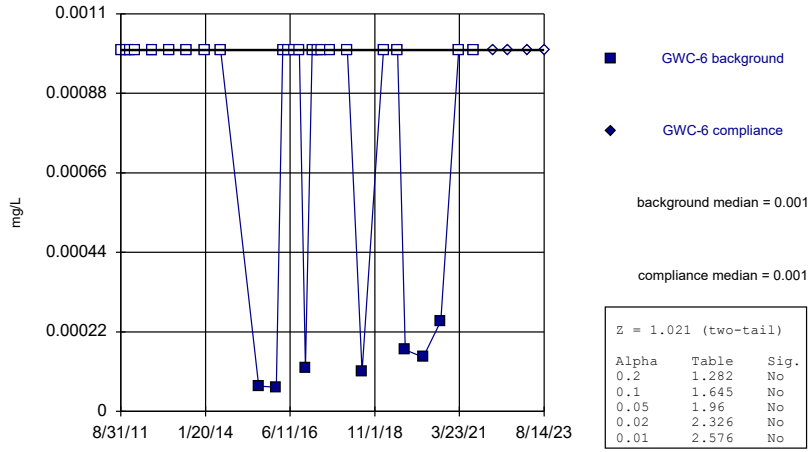

Z = 1.021 (two-tail)

Alpha	Table	Sig.
0.2	1.282	No
0.1	1.645	No
0.05	1.96	No
0.02	2.326	No
0.01	2.576	No

Constituent: Thallium Analysis Run 8/13/2024 10:20 AM View: Appendix I Mann-Whitney
Plant Wansley Client: Southern Company Data: Wansley Landfill

Sanitas™ v.10.0.20 Software licensed to Groundwater Stats Consulting. UG
Hollow symbols indicate censored values.

Mann-Whitney (Wilcoxon Rank Sum)

GWC-7

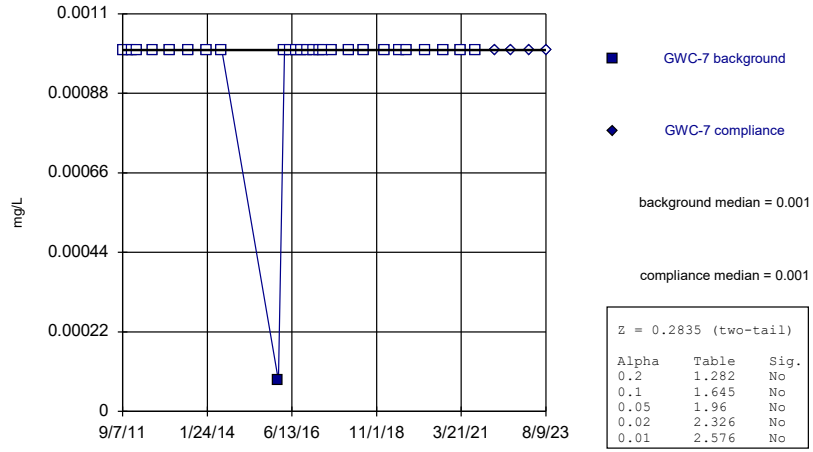

Z = 0.2835 (two-tail)

Alpha	Table	Sig.
0.2	1.282	No
0.1	1.645	No
0.05	1.96	No
0.02	2.326	No
0.01	2.576	No

Constituent: Thallium Analysis Run 8/13/2024 10:20 AM View: Appendix I Mann-Whitney
Plant Wansley Client: Southern Company Data: Wansley Landfill

Sanitas™ v.10.0.20 Software licensed to Groundwater Stats Consulting. UG
Hollow symbols indicate censored values.

Mann-Whitney (Wilcoxon Rank Sum)

GWC-8

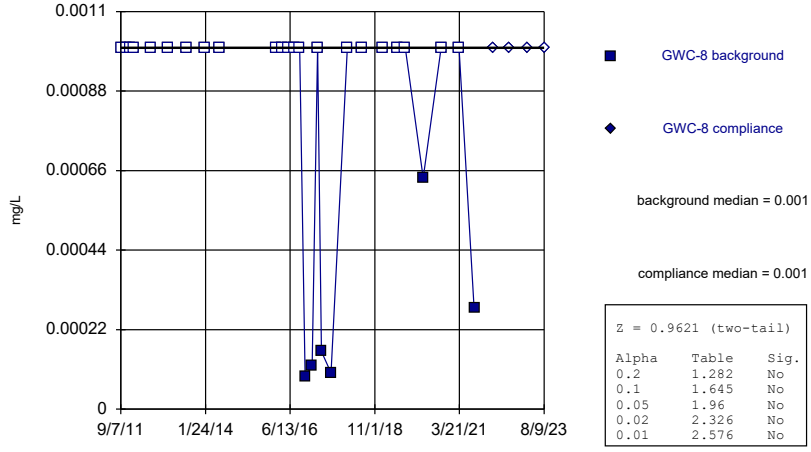

Z = 0.9621 (two-tail)

Alpha	Table	Sig.
0.2	1.282	No
0.1	1.645	No
0.05	1.96	No
0.02	2.326	No
0.01	2.576	No

Constituent: Thallium Analysis Run 8/13/2024 10:20 AM View: Appendix I Mann-Whitney
Plant Wansley Client: Southern Company Data: Wansley Landfill

Sanitas™ v.10.0.20 Software licensed to Groundwater Stats Consulting. UG
Hollow symbols indicate censored values.

Mann-Whitney (Wilcoxon Rank Sum)

GWC-9

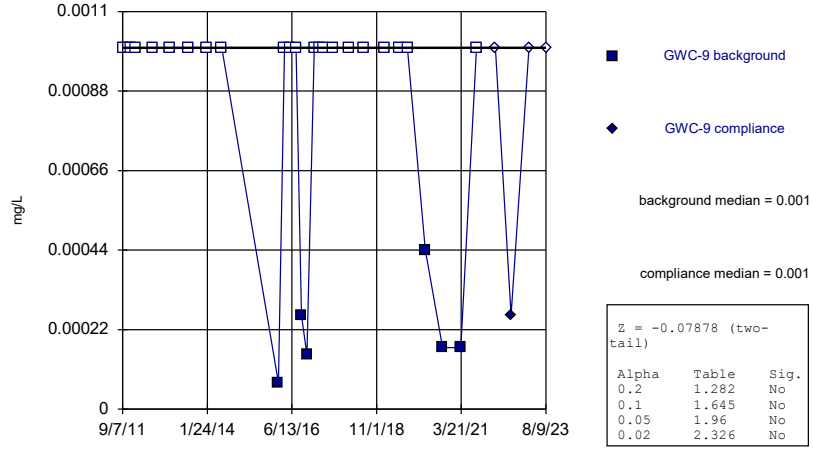

Z = -0.07878 (two-tail)

Alpha	Table	Sig.
0.2	1.282	No
0.1	1.645	No
0.05	1.96	No
0.02	2.326	No

Constituent: Thallium Analysis Run 8/13/2024 10:20 AM View: Appendix I Mann-Whitney
Plant Wansley Client: Southern Company Data: Wansley Landfill

Sanitas™ v.10.0.20 Software licensed to Groundwater Stats Consulting. UG
Hollow symbols indicate censored values.

Mann-Whitney (Wilcoxon Rank Sum)

GWA-1 (bg)

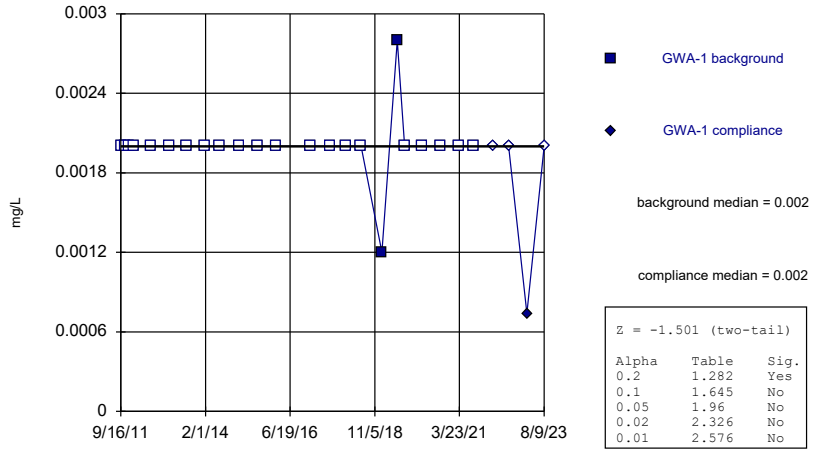

Z = -1.501 (two-tail)

Alpha	Table	Sig.
0.2	1.282	Yes
0.1	1.645	No
0.05	1.96	No
0.02	2.326	No
0.01	2.576	No

Constituent: Vanadium Analysis Run 8/13/2024 10:20 AM View: Appendix I Mann-Whitney
Plant Wansley Client: Southern Company Data: Wansley Landfill

Sanitas™ v.10.0.20 Software licensed to Groundwater Stats Consulting. UG
Hollow symbols indicate censored values.

Mann-Whitney (Wilcoxon Rank Sum)

GWA-2 (bg)

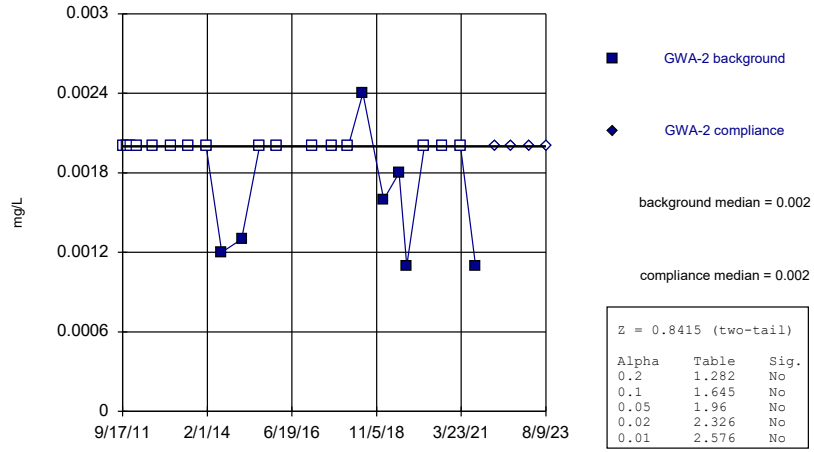

Z = 0.8415 (two-tail)

Alpha	Table	Sig.
0.2	1.282	No
0.1	1.645	No
0.05	1.96	No
0.02	2.326	No
0.01	2.576	No

Constituent: Vanadium Analysis Run 8/13/2024 10:20 AM View: Appendix I Mann-Whitney
Plant Wansley Client: Southern Company Data: Wansley Landfill

Sanitas™ v.10.0.20 Software licensed to Groundwater Stats Consulting. UG
Hollow symbols indicate censored values.

Mann-Whitney (Wilcoxon Rank Sum)

GWA-28 (bg)

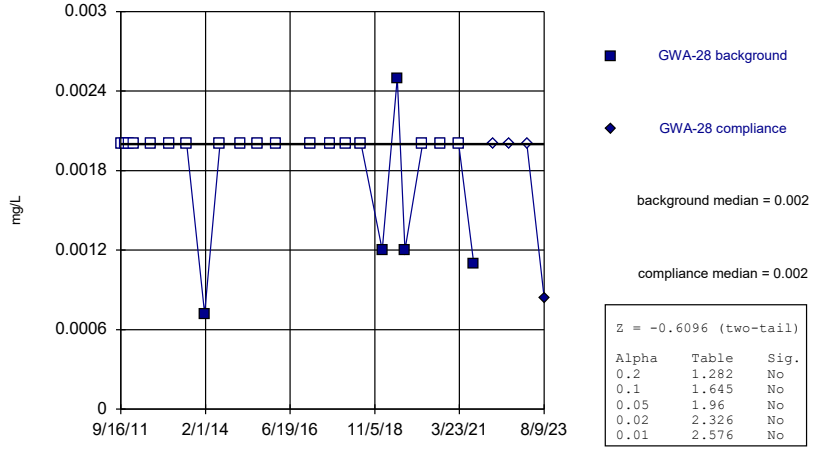

Z = -0.6096 (two-tail)

Alpha	Table	Sig.
0.2	1.282	No
0.1	1.645	No
0.05	1.96	No
0.02	2.326	No
0.01	2.576	No

Constituent: Vanadium Analysis Run 8/13/2024 10:20 AM View: Appendix I Mann-Whitney
Plant Wansley Client: Southern Company Data: Wansley Landfill

Sanitas™ v.10.0.20 Software licensed to Groundwater Stats Consulting. UG
Hollow symbols indicate censored values.

Mann-Whitney (Wilcoxon Rank Sum)

GWA-29 (bg)

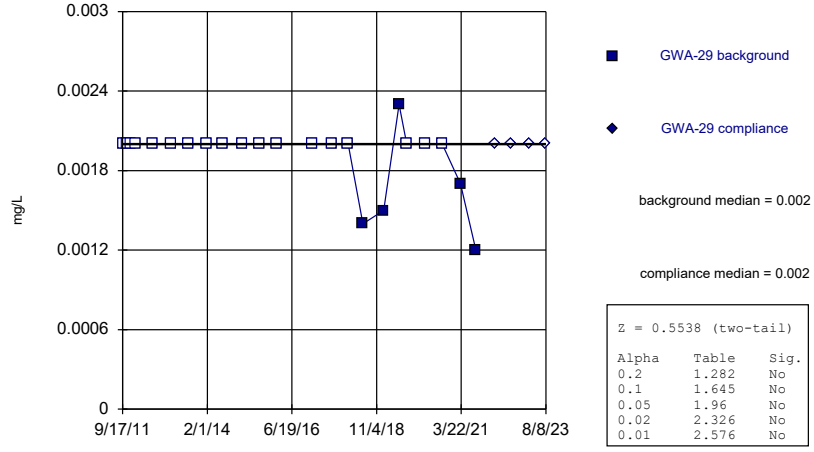

Z = 0.5538 (two-tail)

Alpha	Table	Sig.
0.2	1.282	No
0.1	1.645	No
0.05	1.96	No
0.02	2.326	No
0.01	2.576	No

Constituent: Vanadium Analysis Run 8/13/2024 10:20 AM View: Appendix I Mann-Whitney
Plant Wansley Client: Southern Company Data: Wansley Landfill

Sanitas™ v.10.0.20 Software licensed to Groundwater Stats Consulting. UG
Hollow symbols indicate censored values.

Mann-Whitney (Wilcoxon Rank Sum)

GWA-3 (bg)

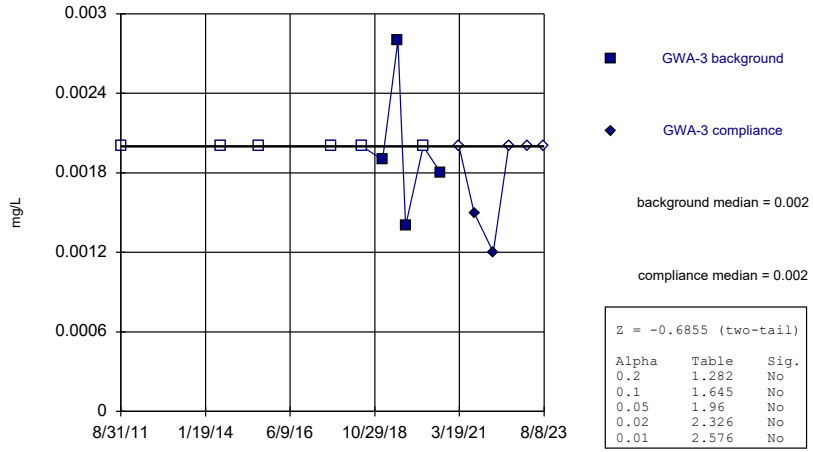

Z = -0.6855 (two-tail)

Alpha	Table	Sig.
0.2	1.282	No
0.1	1.645	No
0.05	1.96	No
0.02	2.326	No
0.01	2.576	No

Constituent: Vanadium Analysis Run 8/13/2024 10:20 AM View: Appendix I Mann-Whitney
Plant Wansley Client: Southern Company Data: Wansley Landfill

Sanitas™ v.10.0.20 Software licensed to Groundwater Stats Consulting. UG
Hollow symbols indicate censored values.

Mann-Whitney (Wilcoxon Rank Sum)

GWA-4 (bg)

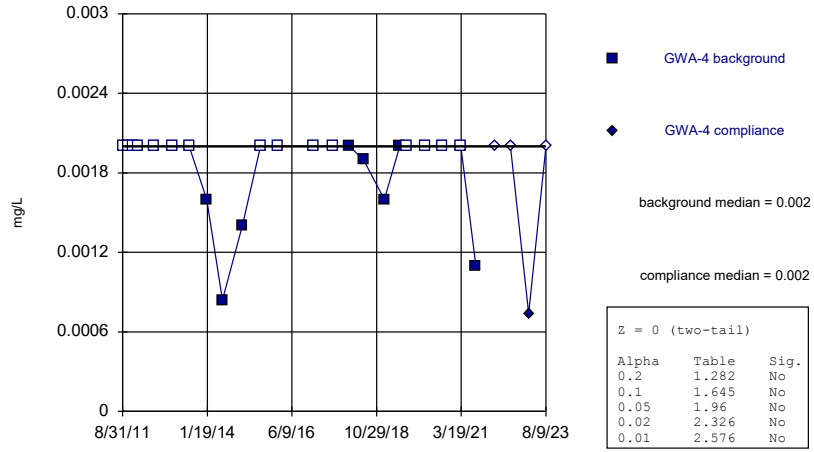

Z = 0 (two-tail)

Alpha	Table	Sig.
0.2	1.282	No
0.1	1.645	No
0.05	1.96	No
0.02	2.326	No
0.01	2.576	No

Constituent: Vanadium Analysis Run 8/13/2024 10:20 AM View: Appendix I Mann-Whitney
Plant Wansley Client: Southern Company Data: Wansley Landfill

Sanitas™ v.10.0.20 Software licensed to Groundwater Stats Consulting. UG
Hollow symbols indicate censored values.

Mann-Whitney (Wilcoxon Rank Sum)

GWC-10

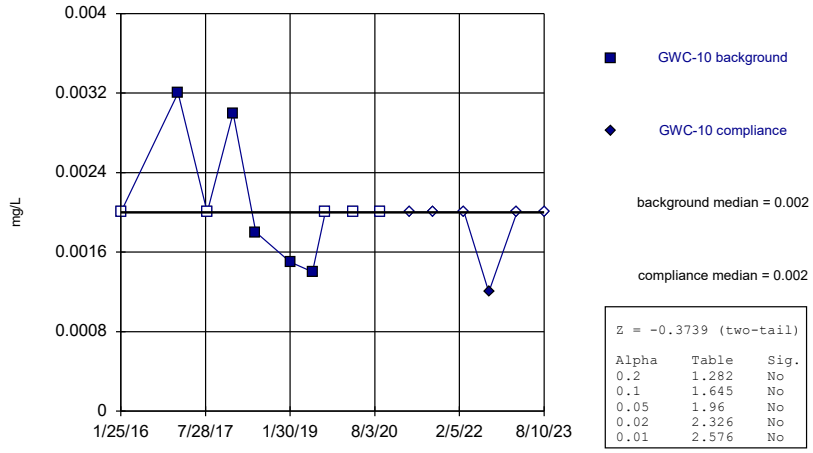

Z = -0.3739 (two-tail)

Alpha	Table	Sig.
0.2	1.282	No
0.1	1.645	No
0.05	1.96	No
0.02	2.326	No
0.01	2.576	No

Constituent: Vanadium Analysis Run 8/13/2024 10:20 AM View: Appendix I Mann-Whitney
Plant Wansley Client: Southern Company Data: Wansley Landfill

Sanitas™ v.10.0.20 Software licensed to Groundwater Stats Consulting. UG
Hollow symbols indicate censored values.

Mann-Whitney (Wilcoxon Rank Sum)

GWC-11

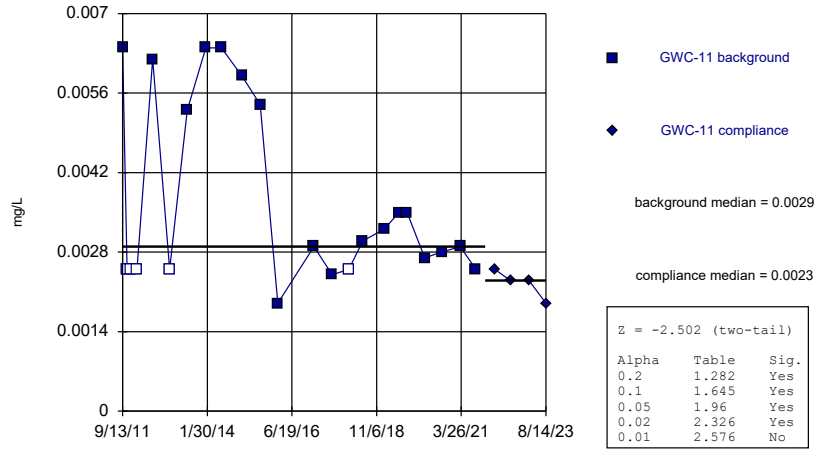

Z = -2.502 (two-tail)

Alpha	Table	Sig.
0.2	1.282	Yes
0.1	1.645	Yes
0.05	1.96	Yes
0.02	2.326	Yes
0.01	2.576	No

Constituent: Vanadium Analysis Run 8/13/2024 10:20 AM View: Appendix I Mann-Whitney
Plant Wansley Client: Southern Company Data: Wansley Landfill

Sanitas™ v.10.0.20 Software licensed to Groundwater Stats Consulting. UG
Hollow symbols indicate censored values.

Mann-Whitney (Wilcoxon Rank Sum)

GWC-12

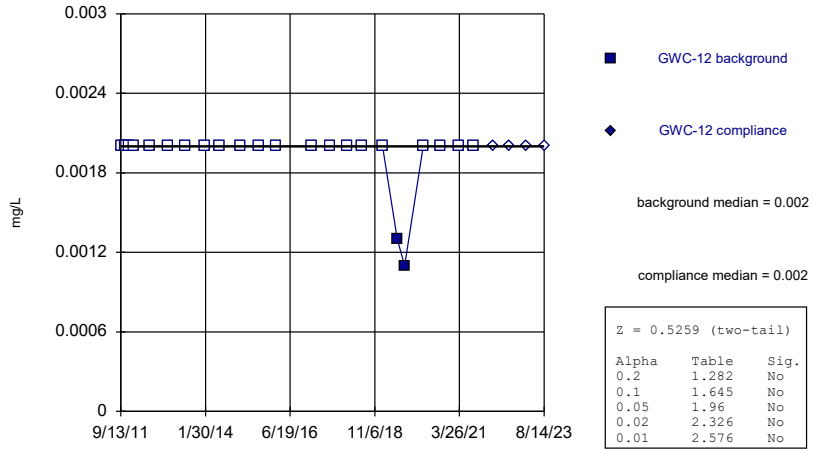

Z = 0.5259 (two-tail)

Alpha	Table	Sig.
0.2	1.282	No
0.1	1.645	No
0.05	1.96	No
0.02	2.326	No
0.01	2.576	No

Constituent: Vanadium Analysis Run 8/13/2024 10:20 AM View: Appendix I Mann-Whitney
Plant Wansley Client: Southern Company Data: Wansley Landfill

Sanitas™ v.10.0.20 Software licensed to Groundwater Stats Consulting. UG
Hollow symbols indicate censored values.

Mann-Whitney (Wilcoxon Rank Sum)

GWC-13

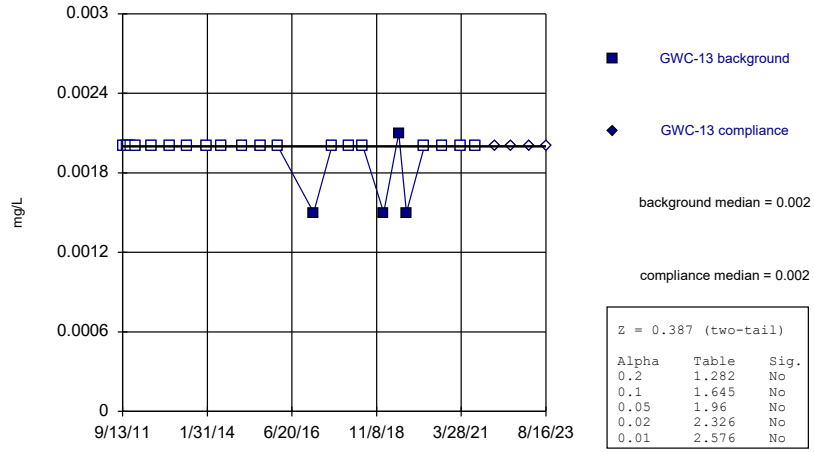

Z = 0.387 (two-tail)

Alpha	Table	Sig.
0.2	1.282	No
0.1	1.645	No
0.05	1.96	No
0.02	2.326	No
0.01	2.576	No

Constituent: Vanadium Analysis Run 8/13/2024 10:20 AM View: Appendix I Mann-Whitney
Plant Wansley Client: Southern Company Data: Wansley Landfill

Sanitas™ v.10.0.20 Software licensed to Groundwater Stats Consulting. UG
Hollow symbols indicate censored values.

Mann-Whitney (Wilcoxon Rank Sum)

GWC-14

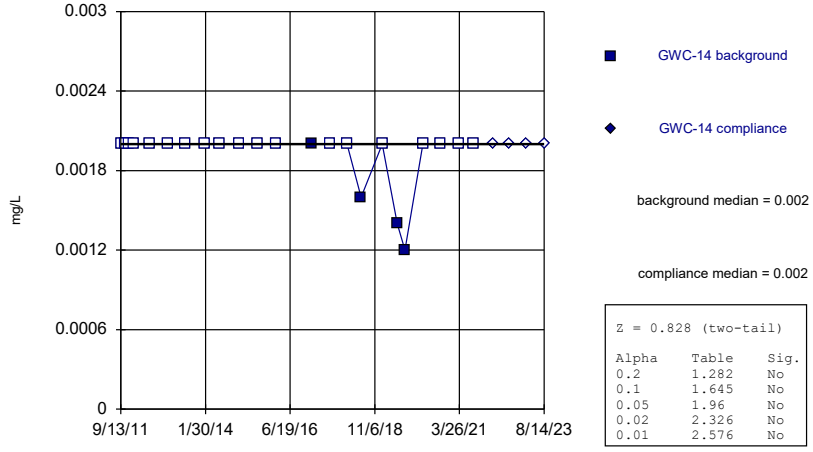

Z = 0.828 (two-tail)

Alpha	Table	Sig.
0.2	1.282	No
0.1	1.645	No
0.05	1.96	No
0.02	2.326	No
0.01	2.576	No

Constituent: Vanadium Analysis Run 8/13/2024 10:20 AM View: Appendix I Mann-Whitney
Plant Wansley Client: Southern Company Data: Wansley Landfill

Sanitas™ v.10.0.20 Software licensed to Groundwater Stats Consulting. UG
Hollow symbols indicate censored values.

Mann-Whitney (Wilcoxon Rank Sum)

GWC-15

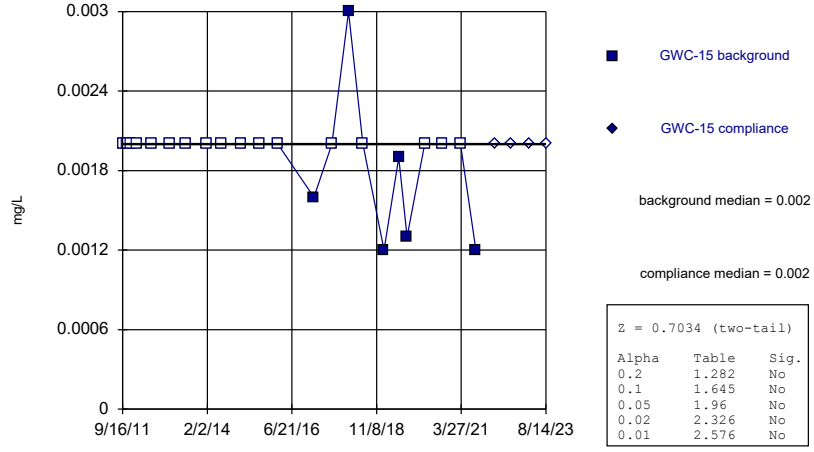

Z = 0.7034 (two-tail)

Alpha	Table	Sig.
0.2	1.282	No
0.1	1.645	No
0.05	1.96	No
0.02	2.326	No
0.01	2.576	No

Constituent: Vanadium Analysis Run 8/13/2024 10:20 AM View: Appendix I Mann-Whitney
Plant Wansley Client: Southern Company Data: Wansley Landfill

Sanitas™ v.10.0.20 Software licensed to Groundwater Stats Consulting. UG
Hollow symbols indicate censored values.

Mann-Whitney (Wilcoxon Rank Sum)

GWC-16

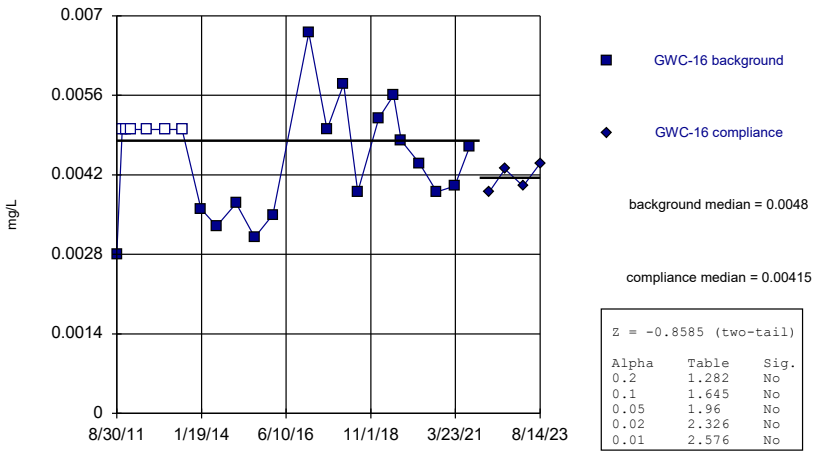

Z = -0.8585 (two-tail)

Alpha	Table	Sig.
0.2	1.282	No
0.1	1.645	No
0.05	1.96	No
0.02	2.326	No
0.01	2.576	No

Constituent: Vanadium Analysis Run 8/13/2024 10:20 AM View: Appendix I Mann-Whitney
Plant Wansley Client: Southern Company Data: Wansley Landfill

Sanitas™ v.10.0.20 Software licensed to Groundwater Stats Consulting. UG
Hollow symbols indicate censored values.

Mann-Whitney (Wilcoxon Rank Sum)

GWC-17

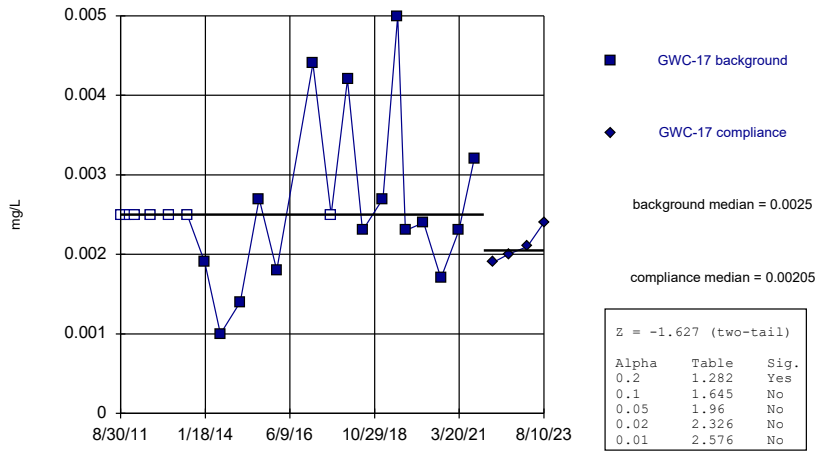

Z = -1.627 (two-tail)

Alpha	Table	Sig.
0.2	1.282	Yes
0.1	1.645	No
0.05	1.96	No
0.02	2.326	No
0.01	2.576	No

Constituent: Vanadium Analysis Run 8/13/2024 10:20 AM View: Appendix I Mann-Whitney
Plant Wansley Client: Southern Company Data: Wansley Landfill

Sanitas™ v.10.0.20 Software licensed to Groundwater Stats Consulting. UG
Hollow symbols indicate censored values.

Mann-Whitney (Wilcoxon Rank Sum)

GWC-18

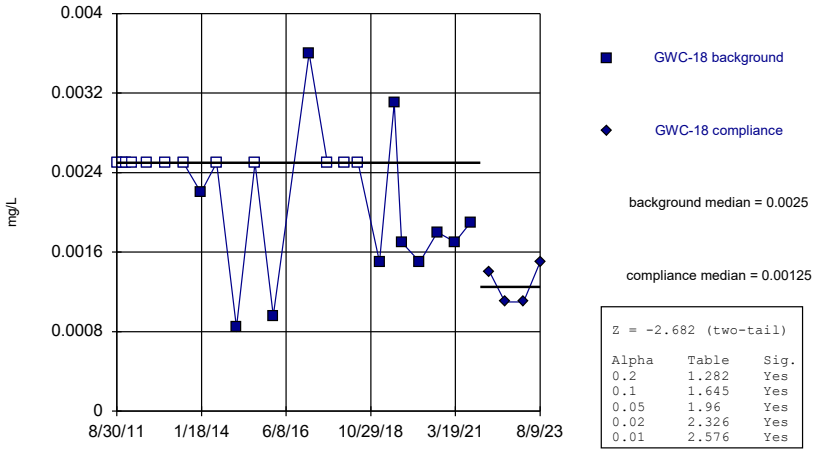

Z = -2.682 (two-tail)

Alpha	Table	Sig.
0.2	1.282	Yes
0.1	1.645	Yes
0.05	1.96	Yes
0.02	2.326	Yes
0.01	2.576	Yes

Constituent: Vanadium Analysis Run 8/13/2024 10:20 AM View: Appendix I Mann-Whitney
Plant Wansley Client: Southern Company Data: Wansley Landfill

Sanitas™ v.10.0.20 Software licensed to Groundwater Stats Consulting. UG
Hollow symbols indicate censored values.

Mann-Whitney (Wilcoxon Rank Sum)

GWC-19

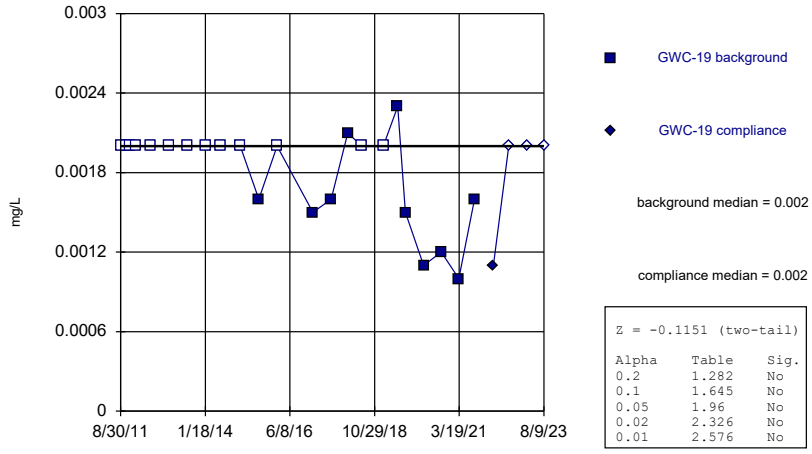

Z = -0.1151 (two-tail)

Alpha	Table	Sig.
0.2	1.282	No
0.1	1.645	No
0.05	1.96	No
0.02	2.326	No
0.01	2.576	No

Constituent: Vanadium Analysis Run 8/13/2024 10:20 AM View: Appendix I Mann-Whitney
Plant Wansley Client: Southern Company Data: Wansley Landfill

Sanitas™ v.10.0.20 Software licensed to Groundwater Stats Consulting. UG
Hollow symbols indicate censored values.

Mann-Whitney (Wilcoxon Rank Sum)

GWC-20

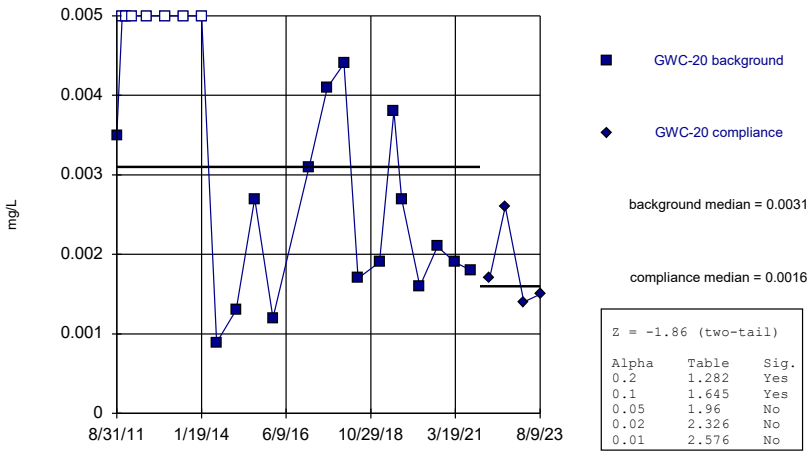

Z = -1.86 (two-tail)

Alpha	Table	Sig.
0.2	1.282	Yes
0.1	1.645	Yes
0.05	1.96	No
0.02	2.326	No
0.01	2.576	No

Constituent: Vanadium Analysis Run 8/13/2024 10:20 AM View: Appendix I Mann-Whitney
Plant Wansley Client: Southern Company Data: Wansley Landfill

Sanitas™ v.10.0.20 Software licensed to Groundwater Stats Consulting. UG
Hollow symbols indicate censored values.

Mann-Whitney (Wilcoxon Rank Sum)

GWC-21

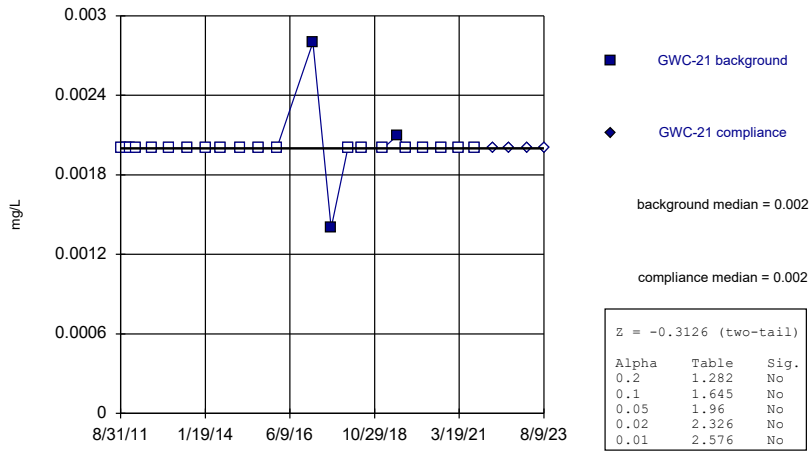

Z = -0.3126 (two-tail)

Alpha	Table	Sig.
0.2	1.282	No
0.1	1.645	No
0.05	1.96	No
0.02	2.326	No
0.01	2.576	No

Constituent: Vanadium Analysis Run 8/13/2024 10:20 AM View: Appendix I Mann-Whitney
Plant Wansley Client: Southern Company Data: Wansley Landfill

Sanitas™ v.10.0.20 Software licensed to Groundwater Stats Consulting. UG
Hollow symbols indicate censored values.

Mann-Whitney (Wilcoxon Rank Sum)

GWC-22

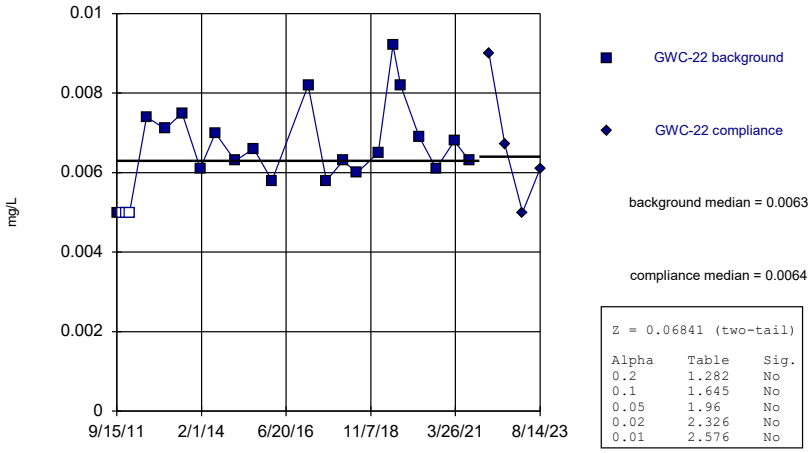

Z = 0.06841 (two-tail)

Alpha	Table	Sig.
0.2	1.282	No
0.1	1.645	No
0.05	1.96	No
0.02	2.326	No
0.01	2.576	No

Constituent: Vanadium Analysis Run 8/13/2024 10:20 AM View: Appendix I Mann-Whitney
Plant Wansley Client: Southern Company Data: Wansley Landfill

Sanitas™ v.10.0.20 Software licensed to Groundwater Stats Consulting. UG
Hollow symbols indicate censored values.

Mann-Whitney (Wilcoxon Rank Sum)

GWC-23

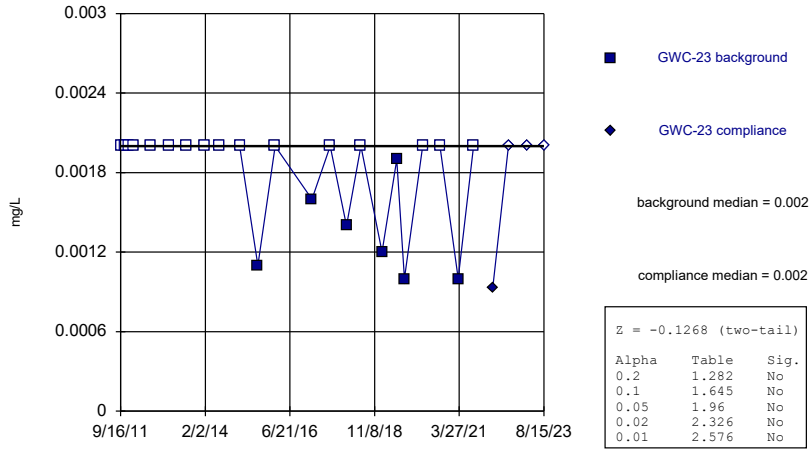

Z = -0.1268 (two-tail)

Alpha	Table	Sig.
0.2	1.282	No
0.1	1.645	No
0.05	1.96	No
0.02	2.326	No
0.01	2.576	No

Constituent: Vanadium Analysis Run 8/13/2024 10:20 AM View: Appendix I Mann-Whitney
Plant Wansley Client: Southern Company Data: Wansley Landfill

Sanitas™ v.10.0.20 Software licensed to Groundwater Stats Consulting. UG
Hollow symbols indicate censored values.

Mann-Whitney (Wilcoxon Rank Sum)

GWC-24

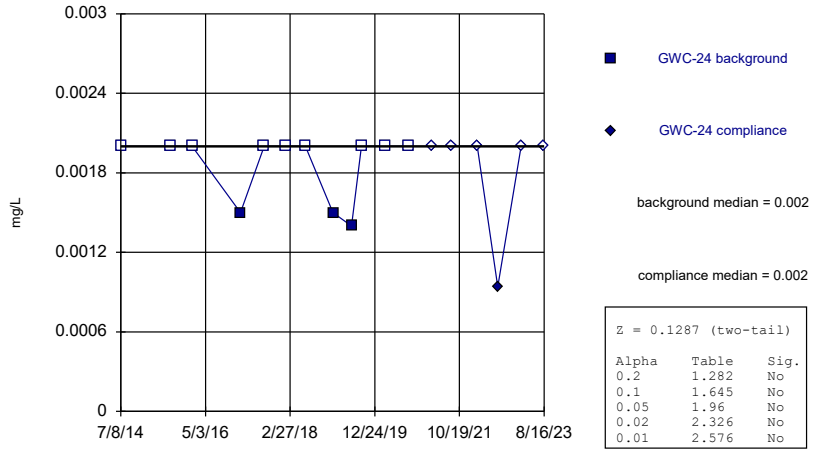

Z = 0.1287 (two-tail)

Alpha	Table	Sig.
0.2	1.282	No
0.1	1.645	No
0.05	1.96	No
0.02	2.326	No
0.01	2.576	No

Constituent: Vanadium Analysis Run 8/13/2024 10:20 AM View: Appendix I Mann-Whitney
Plant Wansley Client: Southern Company Data: Wansley Landfill

Sanitas™ v.10.0.20 Software licensed to Groundwater Stats Consulting. UG
Hollow symbols indicate censored values.

Mann-Whitney (Wilcoxon Rank Sum)

GWC-25

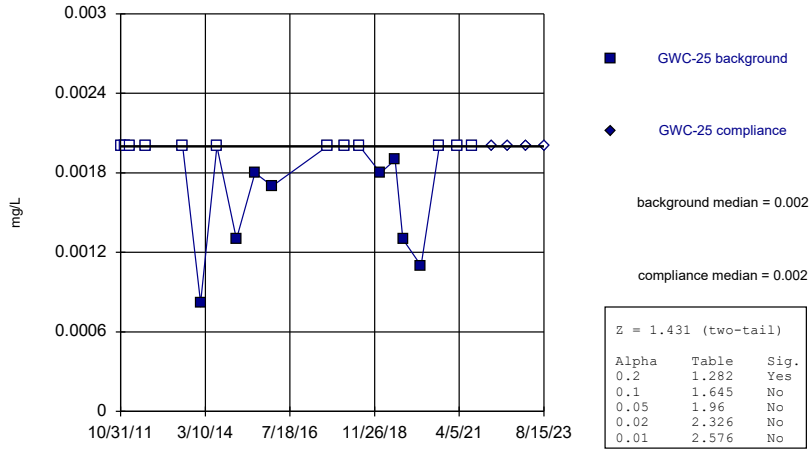

Z = 1.431 (two-tail)

Alpha	Table	Sig.
0.2	1.282	Yes
0.1	1.645	No
0.05	1.96	No
0.02	2.326	No
0.01	2.576	No

Constituent: Vanadium Analysis Run 8/13/2024 10:21 AM View: Appendix I Mann-Whitney
Plant Wansley Client: Southern Company Data: Wansley Landfill

Sanitas™ v.10.0.20 Software licensed to Groundwater Stats Consulting. UG
Hollow symbols indicate censored values.

Mann-Whitney (Wilcoxon Rank Sum)

GWC-26

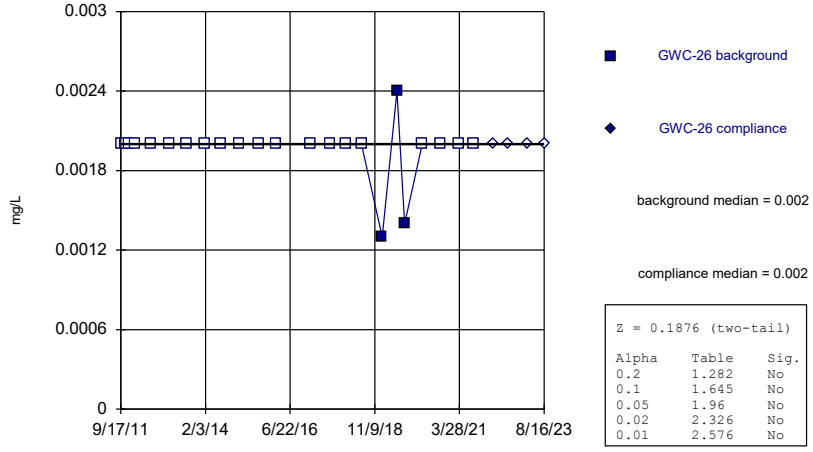

Z = 0.1876 (two-tail)

Alpha	Table	Sig.
0.2	1.282	No
0.1	1.645	No
0.05	1.96	No
0.02	2.326	No
0.01	2.576	No

Constituent: Vanadium Analysis Run 8/13/2024 10:21 AM View: Appendix I Mann-Whitney
Plant Wansley Client: Southern Company Data: Wansley Landfill

Sanitas™ v.10.0.20 Software licensed to Groundwater Stats Consulting. UG
Hollow symbols indicate censored values.

Mann-Whitney (Wilcoxon Rank Sum)

GWC-27

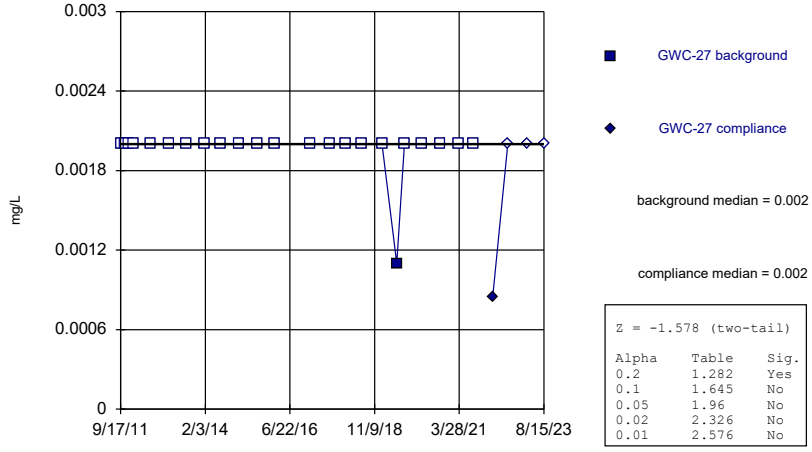

Z = -1.578 (two-tail)

Alpha	Table	Sig.
0.2	1.282	Yes
0.1	1.645	No
0.05	1.96	No
0.02	2.326	No
0.01	2.576	No

Constituent: Vanadium Analysis Run 8/13/2024 10:21 AM View: Appendix I Mann-Whitney
Plant Wansley Client: Southern Company Data: Wansley Landfill

Sanitas™ v.10.0.20 Software licensed to Groundwater Stats Consulting. UG
Hollow symbols indicate censored values.

Mann-Whitney (Wilcoxon Rank Sum)

GWC-30

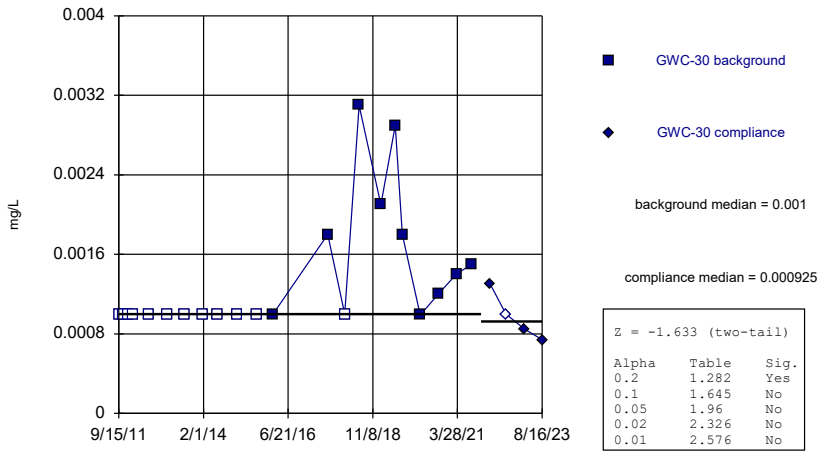

Z = -1.633 (two-tail)

Alpha	Table	Sig.
0.2	1.282	Yes
0.1	1.645	No
0.05	1.96	No
0.02	2.326	No
0.01	2.576	No

Constituent: Vanadium Analysis Run 8/13/2024 10:21 AM View: Appendix I Mann-Whitney
Plant Wansley Client: Southern Company Data: Wansley Landfill

Sanitas™ v.10.0.20 Software licensed to Groundwater Stats Consulting. UG
Hollow symbols indicate censored values.

Mann-Whitney (Wilcoxon Rank Sum)

GWC-31

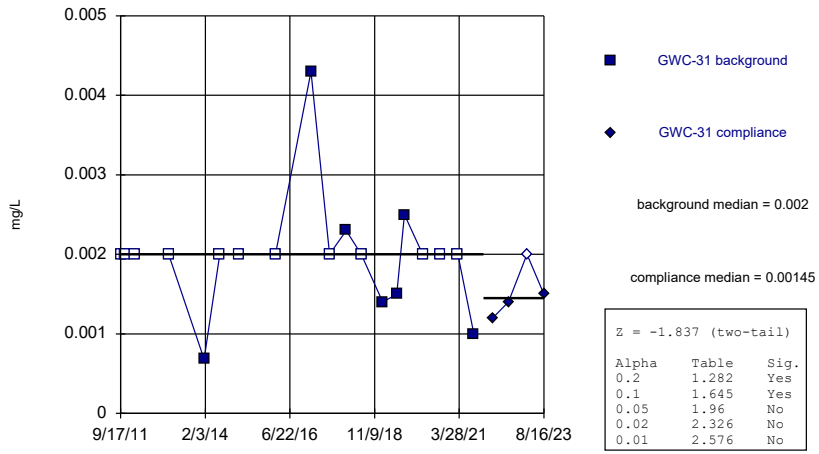

Z = -1.837 (two-tail)

Alpha	Table	Sig.
0.2	1.282	Yes
0.1	1.645	Yes
0.05	1.96	No
0.02	2.326	No
0.01	2.576	No

Constituent: Vanadium Analysis Run 8/13/2024 10:21 AM View: Appendix I Mann-Whitney
Plant Wansley Client: Southern Company Data: Wansley Landfill

Sanitas™ v.10.0.20 Software licensed to Groundwater Stats Consulting. UG
Hollow symbols indicate censored values.

Mann-Whitney (Wilcoxon Rank Sum)

GWC-32

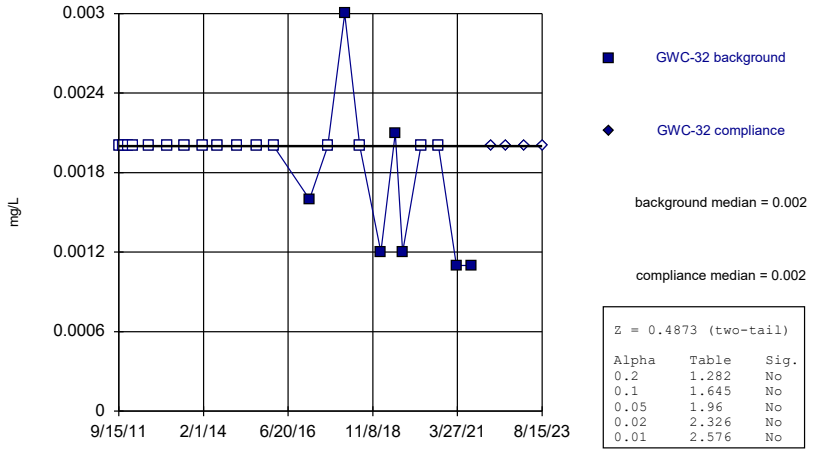

Z = 0.4873 (two-tail)

Alpha	Table	Sig.
0.2	1.282	No
0.1	1.645	No
0.05	1.96	No
0.02	2.326	No
0.01	2.576	No

Constituent: Vanadium Analysis Run 8/13/2024 10:21 AM View: Appendix I Mann-Whitney
Plant Wansley Client: Southern Company Data: Wansley Landfill

Sanitas™ v.10.0.20 Software licensed to Groundwater Stats Consulting. UG
Hollow symbols indicate censored values.

Mann-Whitney (Wilcoxon Rank Sum)

GWC-33

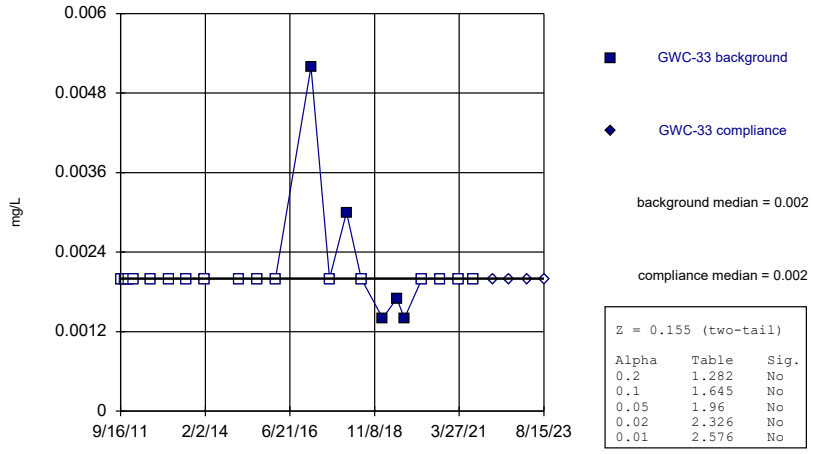

Z = 0.155 (two-tail)

Alpha	Table	Sig.
0.2	1.282	No
0.1	1.645	No
0.05	1.96	No
0.02	2.326	No
0.01	2.576	No

Constituent: Vanadium Analysis Run 8/13/2024 10:21 AM View: Appendix I Mann-Whitney
Plant Wansley Client: Southern Company Data: Wansley Landfill

Sanitas™ v.10.0.20 Software licensed to Groundwater Stats Consulting. UG
Hollow symbols indicate censored values.

Mann-Whitney (Wilcoxon Rank Sum)

GWC-34

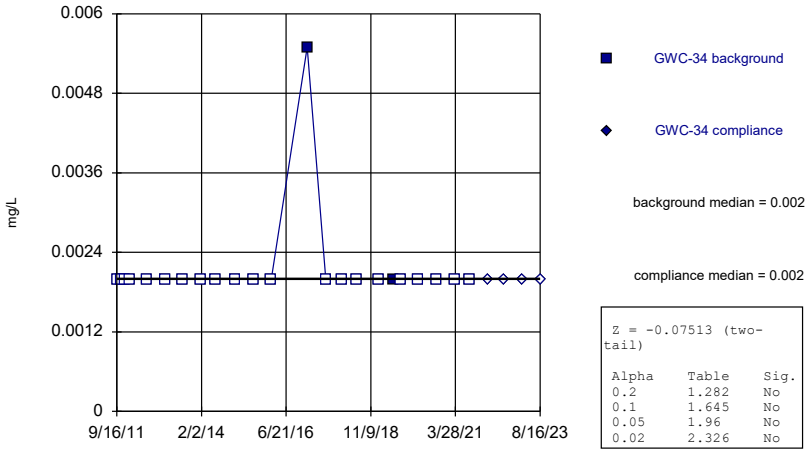

Z = -0.07513 (two-tail)

Alpha	Table	Sig.
0.2	1.282	No
0.1	1.645	No
0.05	1.96	No
0.02	2.326	No

Constituent: Vanadium Analysis Run 8/13/2024 10:21 AM View: Appendix I Mann-Whitney
Plant Wansley Client: Southern Company Data: Wansley Landfill

Sanitas™ v.10.0.20 Software licensed to Groundwater Stats Consulting. UG
Hollow symbols indicate censored values.

Mann-Whitney (Wilcoxon Rank Sum)

GWC-35

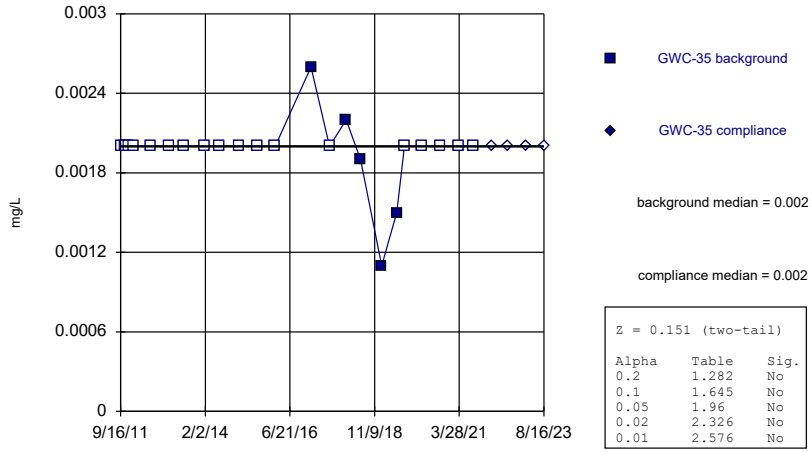

Z = 0.151 (two-tail)

Alpha	Table	Sig.
0.2	1.282	No
0.1	1.645	No
0.05	1.96	No
0.02	2.326	No
0.01	2.576	No

Constituent: Vanadium Analysis Run 8/13/2024 10:21 AM View: Appendix I Mann-Whitney
Plant Wansley Client: Southern Company Data: Wansley Landfill

Sanitas™ v.10.0.20 Software licensed to Groundwater Stats Consulting. UG
Hollow symbols indicate censored values.

Mann-Whitney (Wilcoxon Rank Sum)

GWC-5

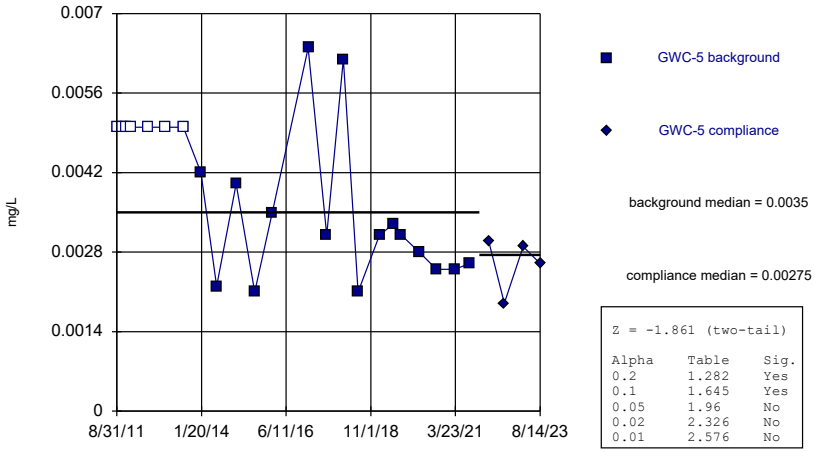

Z = -1.861 (two-tail)

Alpha	Table	Sig.
0.2	1.282	Yes
0.1	1.645	Yes
0.05	1.96	No
0.02	2.326	No
0.01	2.576	No

Constituent: Vanadium Analysis Run 8/13/2024 10:21 AM View: Appendix I Mann-Whitney
Plant Wansley Client: Southern Company Data: Wansley Landfill

Sanitas™ v.10.0.20 Software licensed to Groundwater Stats Consulting. UG
Hollow symbols indicate censored values.

Mann-Whitney (Wilcoxon Rank Sum)

GWC-6

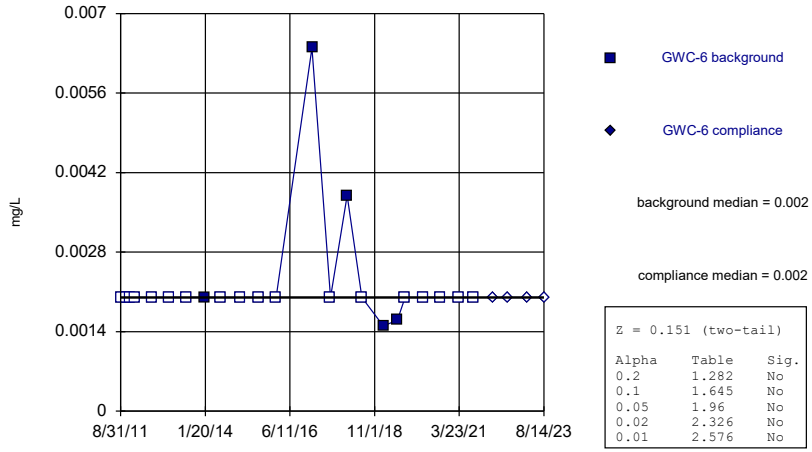

Z = 0.151 (two-tail)

Alpha	Table	Sig.
0.2	1.282	No
0.1	1.645	No
0.05	1.96	No
0.02	2.326	No
0.01	2.576	No

Constituent: Vanadium Analysis Run 8/13/2024 10:21 AM View: Appendix I Mann-Whitney
Plant Wansley Client: Southern Company Data: Wansley Landfill

Sanitas™ v.10.0.20 Software licensed to Groundwater Stats Consulting. UG
Hollow symbols indicate censored values.

Mann-Whitney (Wilcoxon Rank Sum)

GWC-7

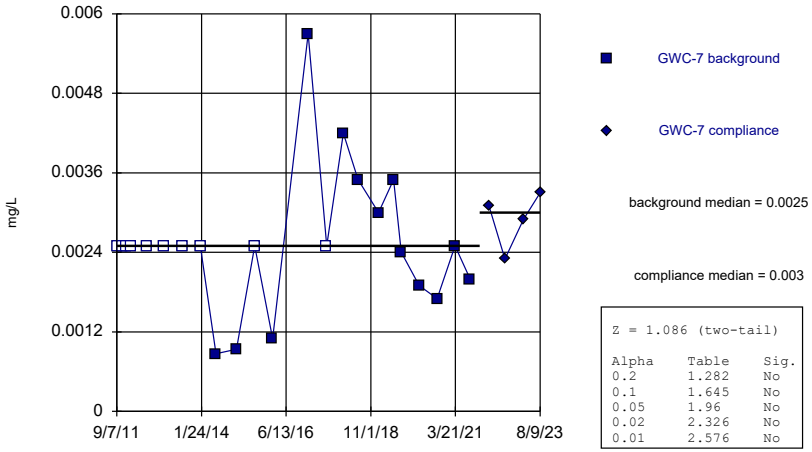

Z = 1.086 (two-tail)

Alpha	Table	Sig.
0.2	1.282	No
0.1	1.645	No
0.05	1.96	No
0.02	2.326	No
0.01	2.576	No

Constituent: Vanadium Analysis Run 8/13/2024 10:21 AM View: Appendix I Mann-Whitney
Plant Wansley Client: Southern Company Data: Wansley Landfill

Sanitas™ v.10.0.20 Software licensed to Groundwater Stats Consulting. UG
Hollow symbols indicate censored values.

Mann-Whitney (Wilcoxon Rank Sum)

GWC-8

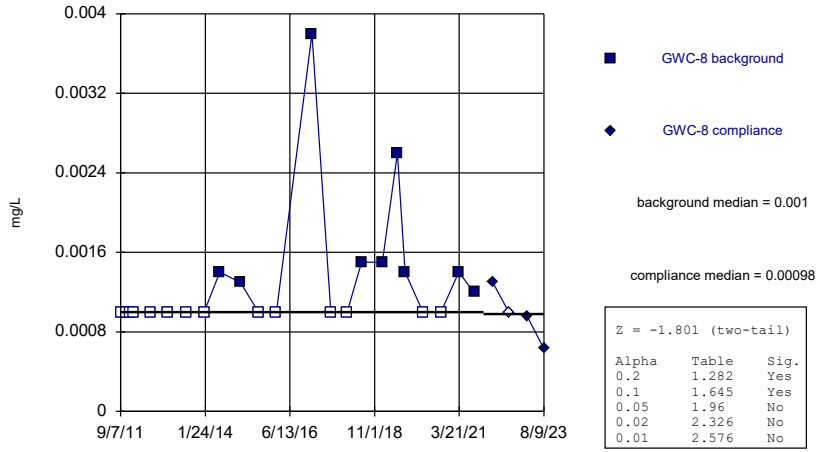

Z = -1.801 (two-tail)

Alpha	Table	Sig.
0.2	1.282	Yes
0.1	1.645	Yes
0.05	1.96	No
0.02	2.326	No
0.01	2.576	No

Constituent: Vanadium Analysis Run 8/13/2024 10:21 AM View: Appendix I Mann-Whitney
Plant Wansley Client: Southern Company Data: Wansley Landfill

Sanitas™ v.10.0.20 Software licensed to Groundwater Stats Consulting. UG
Hollow symbols indicate censored values.

Mann-Whitney (Wilcoxon Rank Sum)

GWC-9

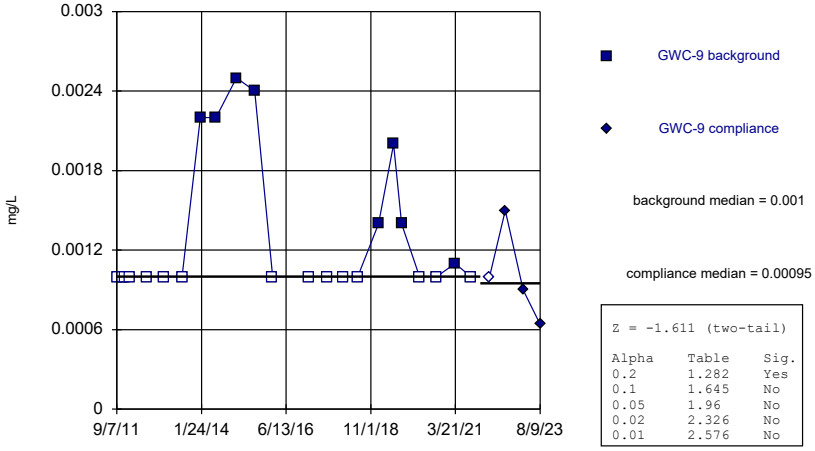

Z = -1.611 (two-tail)

Alpha	Table	Sig.
0.2	1.282	Yes
0.1	1.645	No
0.05	1.96	No
0.02	2.326	No
0.01	2.576	No

Constituent: Vanadium Analysis Run 8/13/2024 10:21 AM View: Appendix I Mann-Whitney
Plant Wansley Client: Southern Company Data: Wansley Landfill

Sanitas™ v.10.0.20 Software licensed to Groundwater Stats Consulting. UG
Hollow symbols indicate censored values.

Mann-Whitney (Wilcoxon Rank Sum)

GWA-1 (bg)

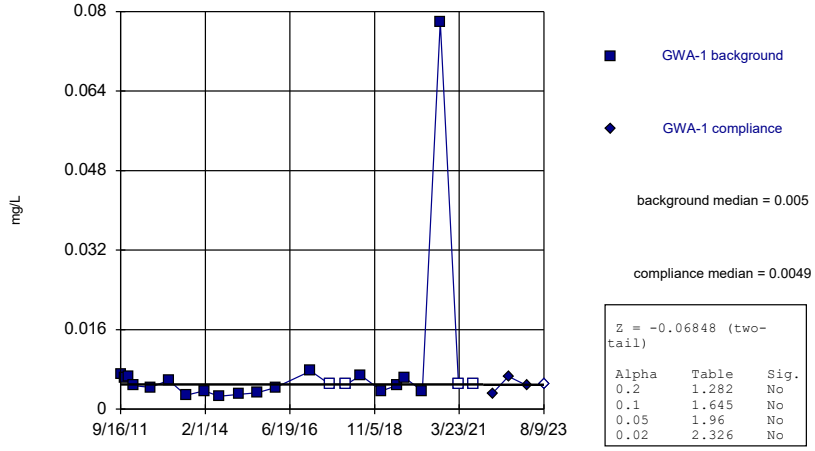

Z = -0.06848 (two-tail)

Alpha	Table	Sig.
0.2	1.282	No
0.1	1.645	No
0.05	1.96	No
0.02	2.326	No

Constituent: Zinc Analysis Run 8/13/2024 10:21 AM View: Appendix I Mann-Whitney
Plant Wansley Client: Southern Company Data: Wansley Landfill

Sanitas™ v.10.0.20 Software licensed to Groundwater Stats Consulting. UG
Hollow symbols indicate censored values.

Mann-Whitney (Wilcoxon Rank Sum)

GWA-2 (bg)

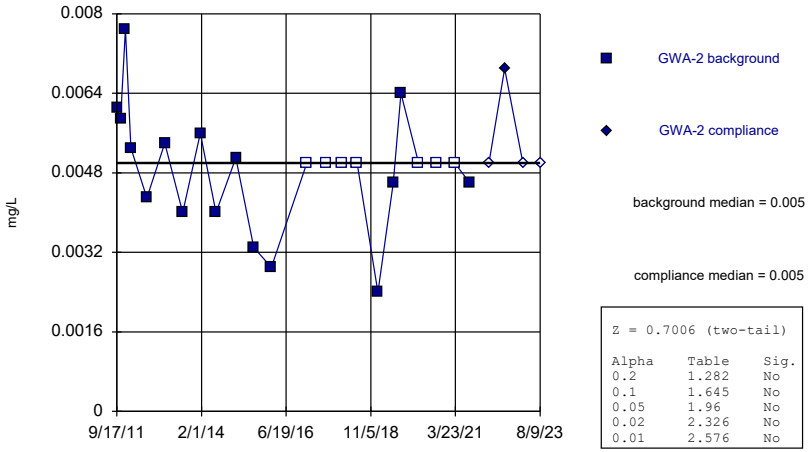

Z = 0.7006 (two-tail)

Alpha	Table	Sig.
0.2	1.282	No
0.1	1.645	No
0.05	1.96	No
0.02	2.326	No
0.01	2.576	No

Constituent: Zinc Analysis Run 8/13/2024 10:21 AM View: Appendix I Mann-Whitney
Plant Wansley Client: Southern Company Data: Wansley Landfill

Sanitas™ v.10.0.20 Software licensed to Groundwater Stats Consulting. UG
Hollow symbols indicate censored values.

Mann-Whitney (Wilcoxon Rank Sum)

GWA-28 (bg)

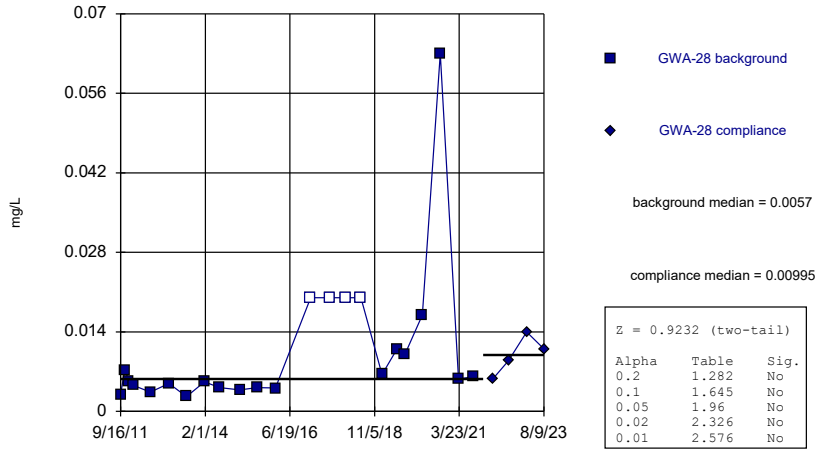

Z = 0.9232 (two-tail)

Alpha	Table	Sig.
0.2	1.282	No
0.1	1.645	No
0.05	1.96	No
0.02	2.326	No
0.01	2.576	No

Constituent: Zinc Analysis Run 8/13/2024 10:21 AM View: Appendix I Mann-Whitney
Plant Wansley Client: Southern Company Data: Wansley Landfill

Sanitas™ v.10.0.20 Software licensed to Groundwater Stats Consulting. UG

Mann-Whitney (Wilcoxon Rank Sum)

GWA-29 (bg)

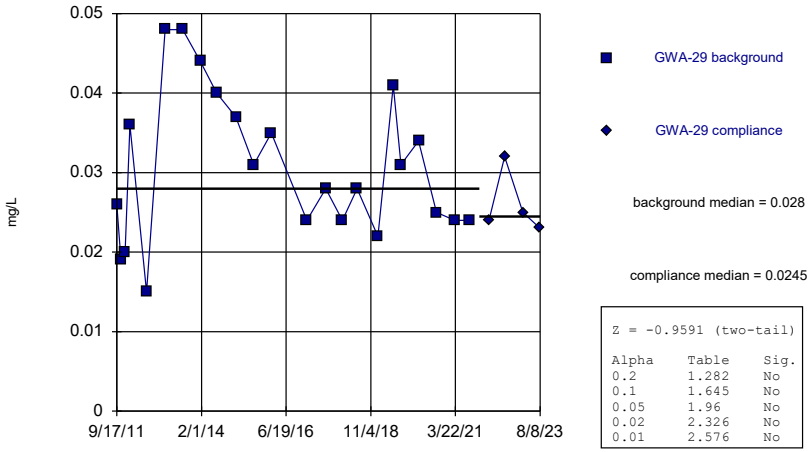

Z = -0.9591 (two-tail)

Alpha	Table	Sig.
0.2	1.282	No
0.1	1.645	No
0.05	1.96	No
0.02	2.326	No
0.01	2.576	No

Constituent: Zinc Analysis Run 8/13/2024 10:21 AM View: Appendix I Mann-Whitney
Plant Wansley Client: Southern Company Data: Wansley Landfill

Sanitas™ v.10.0.20 Software licensed to Groundwater Stats Consulting. UG
Hollow symbols indicate censored values.

Mann-Whitney (Wilcoxon Rank Sum)

GWA-3 (bg)

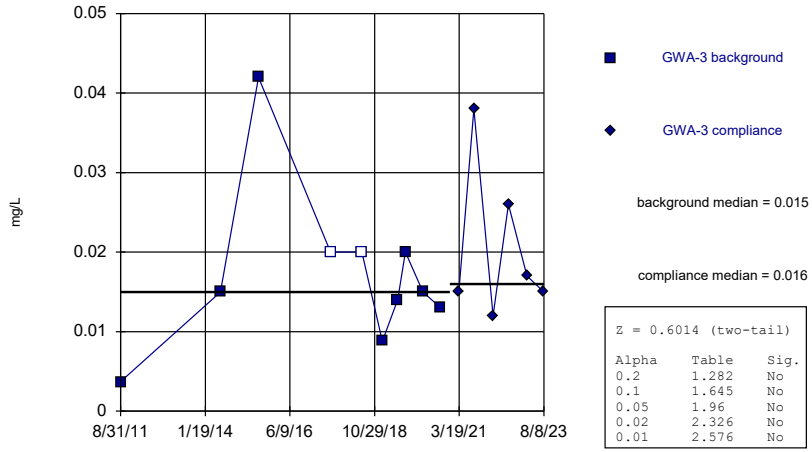

Z = 0.6014 (two-tail)

Alpha	Table	Sig.
0.2	1.282	No
0.1	1.645	No
0.05	1.96	No
0.02	2.326	No
0.01	2.576	No

Constituent: Zinc Analysis Run 8/13/2024 10:21 AM View: Appendix I Mann-Whitney
Plant Wansley Client: Southern Company Data: Wansley Landfill

Sanitas™ v.10.0.20 Software licensed to Groundwater Stats Consulting. UG
Hollow symbols indicate censored values.

Mann-Whitney (Wilcoxon Rank Sum)

GWA-4 (bg)

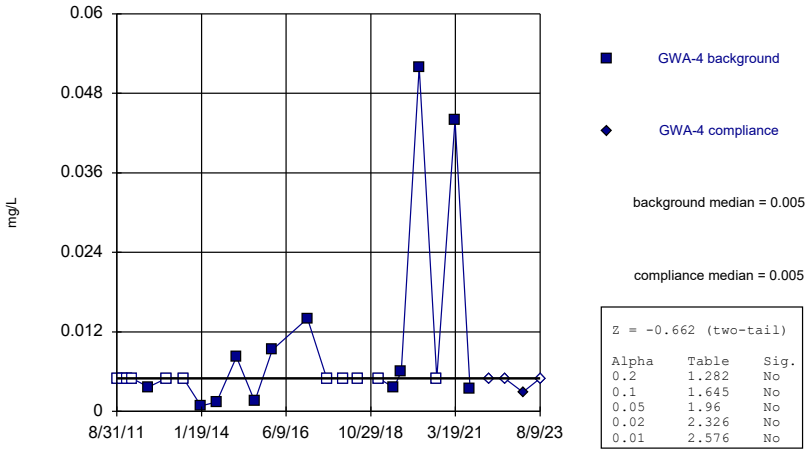

Z = -0.662 (two-tail)

Alpha	Table	Sig.
0.2	1.282	No
0.1	1.645	No
0.05	1.96	No
0.02	2.326	No
0.01	2.576	No

Constituent: Zinc Analysis Run 8/13/2024 10:21 AM View: Appendix I Mann-Whitney
Plant Wansley Client: Southern Company Data: Wansley Landfill

Sanitas™ v.10.0.20 Software licensed to Groundwater Stats Consulting. UG
Hollow symbols indicate censored values.

Mann-Whitney (Wilcoxon Rank Sum)

GWC-10

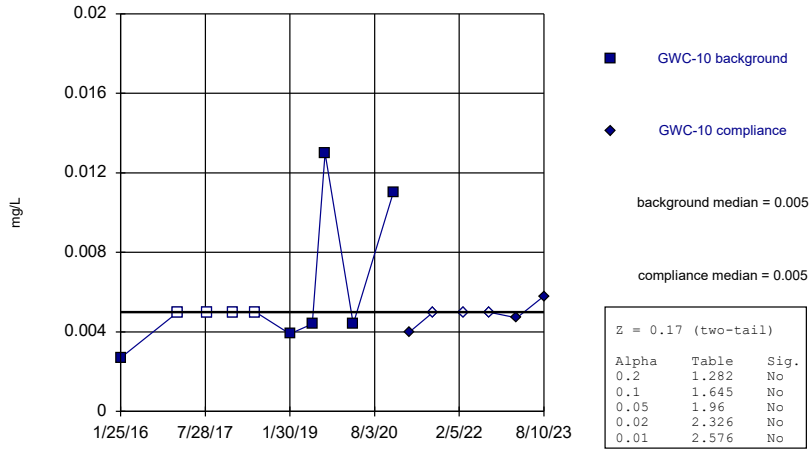

Z = 0.17 (two-tail)

Alpha	Table	Sig.
0.2	1.282	No
0.1	1.645	No
0.05	1.96	No
0.02	2.326	No
0.01	2.576	No

Constituent: Zinc Analysis Run 8/13/2024 10:21 AM View: Appendix I Mann-Whitney
Plant Wansley Client: Southern Company Data: Wansley Landfill

Sanitas™ v.10.0.20 Software licensed to Groundwater Stats Consulting. UG
Hollow symbols indicate censored values.

Mann-Whitney (Wilcoxon Rank Sum)

GWC-11

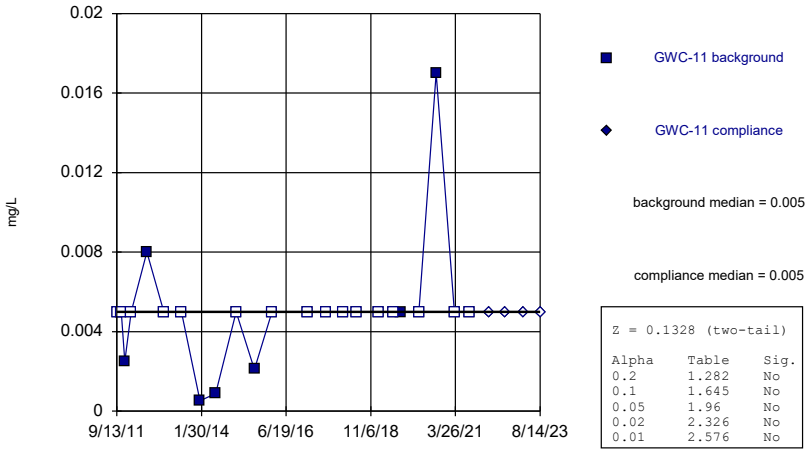

Z = 0.1328 (two-tail)

Alpha	Table	Sig.
0.2	1.282	No
0.1	1.645	No
0.05	1.96	No
0.02	2.326	No
0.01	2.576	No

Constituent: Zinc Analysis Run 8/13/2024 10:21 AM View: Appendix I Mann-Whitney
Plant Wansley Client: Southern Company Data: Wansley Landfill

Sanitas™ v.10.0.20 Software licensed to Groundwater Stats Consulting. UG
Hollow symbols indicate censored values.

Mann-Whitney (Wilcoxon Rank Sum)

GWC-12

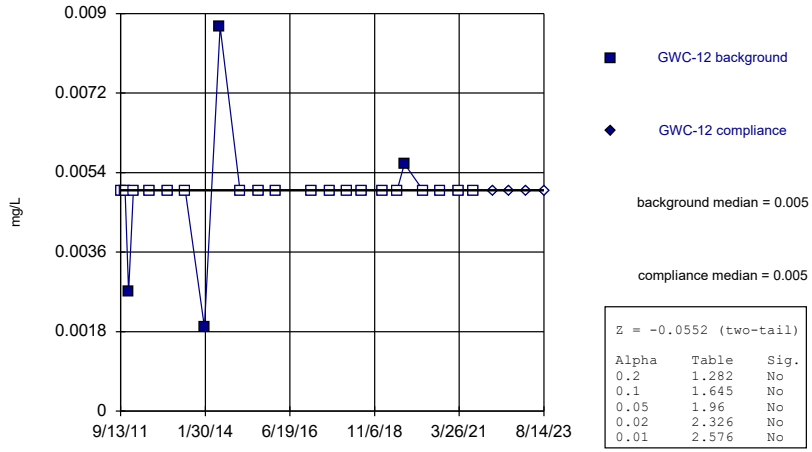

Z = -0.0552 (two-tail)

Alpha	Table	Sig.
0.2	1.282	No
0.1	1.645	No
0.05	1.96	No
0.02	2.326	No
0.01	2.576	No

Constituent: Zinc Analysis Run 8/13/2024 10:21 AM View: Appendix I Mann-Whitney
Plant Wansley Client: Southern Company Data: Wansley Landfill

Sanitas™ v.10.0.20 Software licensed to Groundwater Stats Consulting. UG
Hollow symbols indicate censored values.

Mann-Whitney (Wilcoxon Rank Sum)

GWC-13

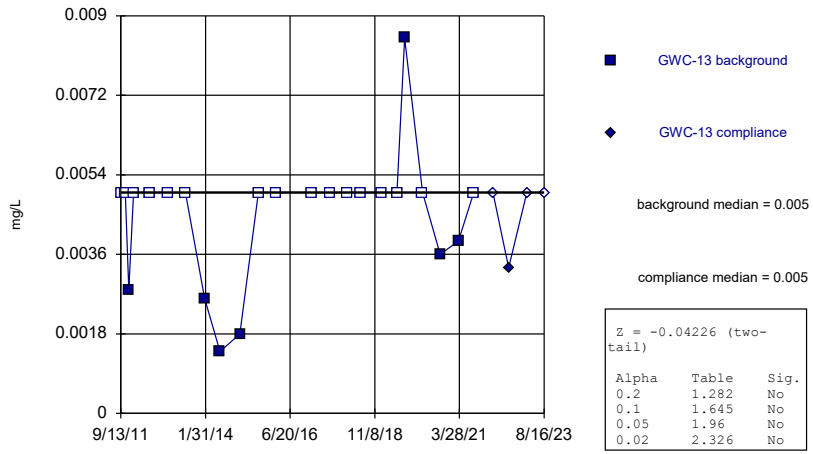

Z = -0.04226 (two-tail)

Alpha	Table	Sig.
0.2	1.282	No
0.1	1.645	No
0.05	1.96	No
0.02	2.326	No

Constituent: Zinc Analysis Run 8/13/2024 10:21 AM View: Appendix I Mann-Whitney
Plant Wansley Client: Southern Company Data: Wansley Landfill

Sanitas™ v.10.0.20 Software licensed to Groundwater Stats Consulting. UG

Mann-Whitney (Wilcoxon Rank Sum)

GWC-14

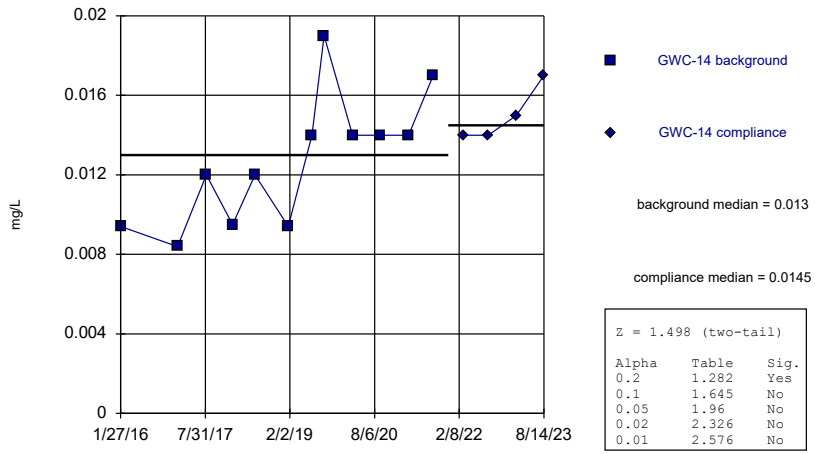

Z = 1.498 (two-tail)

Alpha	Table	Sig.
0.2	1.282	Yes
0.1	1.645	No
0.05	1.96	No
0.02	2.326	No
0.01	2.576	No

Constituent: Zinc Analysis Run 8/13/2024 10:21 AM View: Appendix I Mann-Whitney
Plant Wansley Client: Southern Company Data: Wansley Landfill

Sanitas™ v.10.0.20 Software licensed to Groundwater Stats Consulting. UG
Hollow symbols indicate censored values.

Mann-Whitney (Wilcoxon Rank Sum)

GWC-15

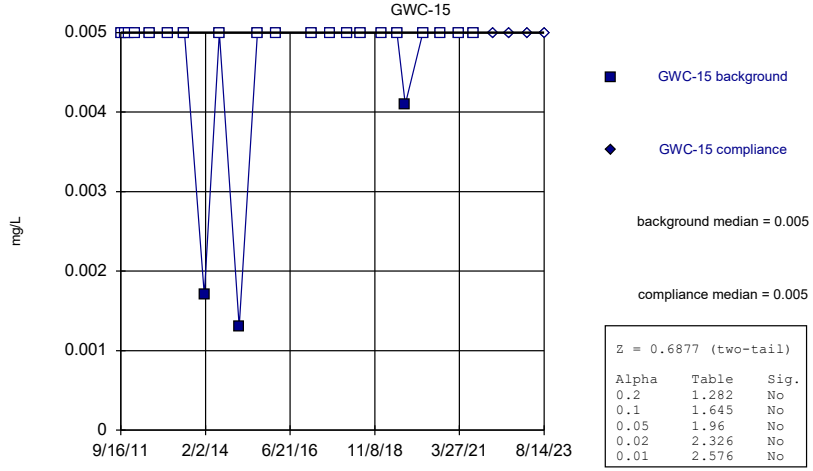

Z = 0.6877 (two-tail)

Alpha	Table	Sig.
0.2	1.282	No
0.1	1.645	No
0.05	1.96	No
0.02	2.326	No
0.01	2.576	No

Constituent: Zinc Analysis Run 8/13/2024 10:21 AM View: Appendix I Mann-Whitney
Plant Wansley Client: Southern Company Data: Wansley Landfill

Sanitas™ v.10.0.20 Software licensed to Groundwater Stats Consulting. UG
Hollow symbols indicate censored values.

Mann-Whitney (Wilcoxon Rank Sum)

GWC-16

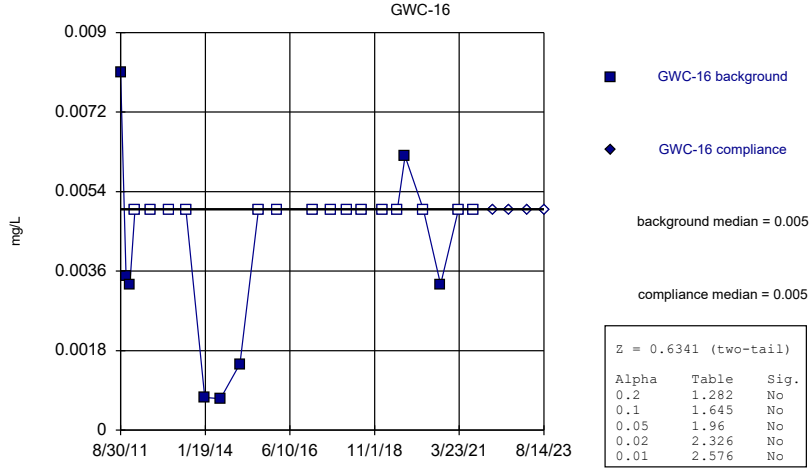

Z = 0.6341 (two-tail)

Alpha	Table	Sig.
0.2	1.282	No
0.1	1.645	No
0.05	1.96	No
0.02	2.326	No
0.01	2.576	No

Constituent: Zinc Analysis Run 8/13/2024 10:21 AM View: Appendix I Mann-Whitney
Plant Wansley Client: Southern Company Data: Wansley Landfill

Sanitas™ v.10.0.20 Software licensed to Groundwater Stats Consulting. UG
Hollow symbols indicate censored values.

Mann-Whitney (Wilcoxon Rank Sum)

GWC-17

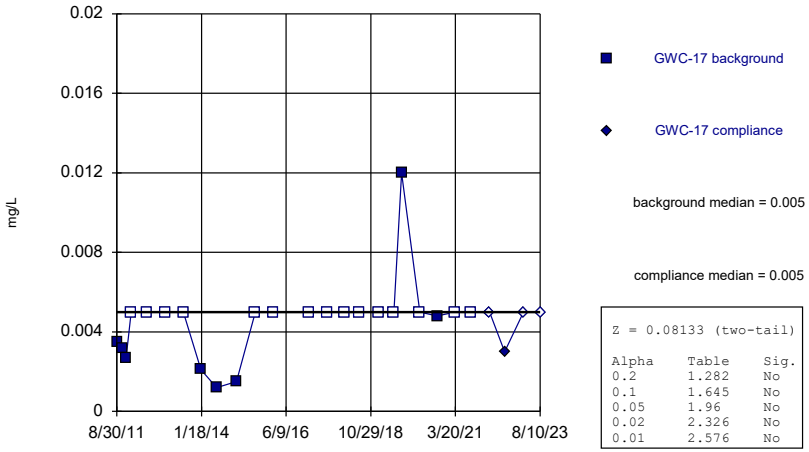

Z = 0.08133 (two-tail)

Alpha	Table	Sig.
0.2	1.282	No
0.1	1.645	No
0.05	1.96	No
0.02	2.326	No
0.01	2.576	No

Constituent: Zinc Analysis Run 8/13/2024 10:21 AM View: Appendix I Mann-Whitney
Plant Wansley Client: Southern Company Data: Wansley Landfill

Sanitas™ v.10.0.20 Software licensed to Groundwater Stats Consulting. UG
Hollow symbols indicate censored values.

Mann-Whitney (Wilcoxon Rank Sum)

GWC-18

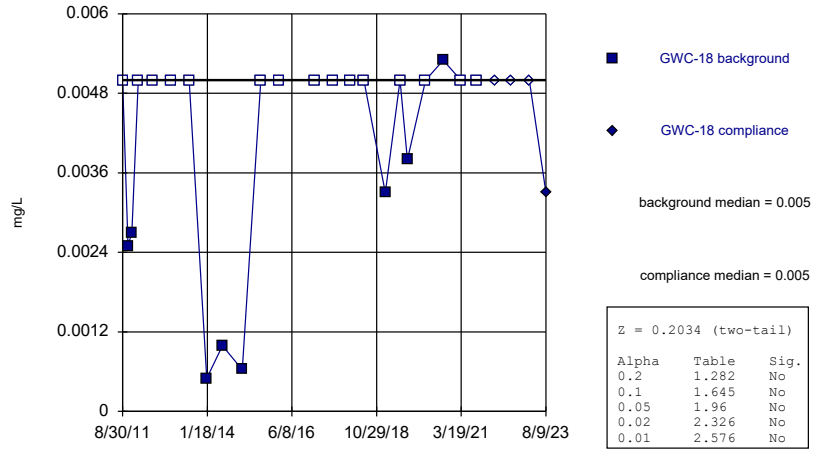

Z = 0.2034 (two-tail)

Alpha	Table	Sig.
0.2	1.282	No
0.1	1.645	No
0.05	1.96	No
0.02	2.326	No
0.01	2.576	No

Constituent: Zinc Analysis Run 8/13/2024 10:21 AM View: Appendix I Mann-Whitney
Plant Wansley Client: Southern Company Data: Wansley Landfill

Sanitas™ v.10.0.20 Software licensed to Groundwater Stats Consulting. UG
Hollow symbols indicate censored values.

Mann-Whitney (Wilcoxon Rank Sum)

GWC-19

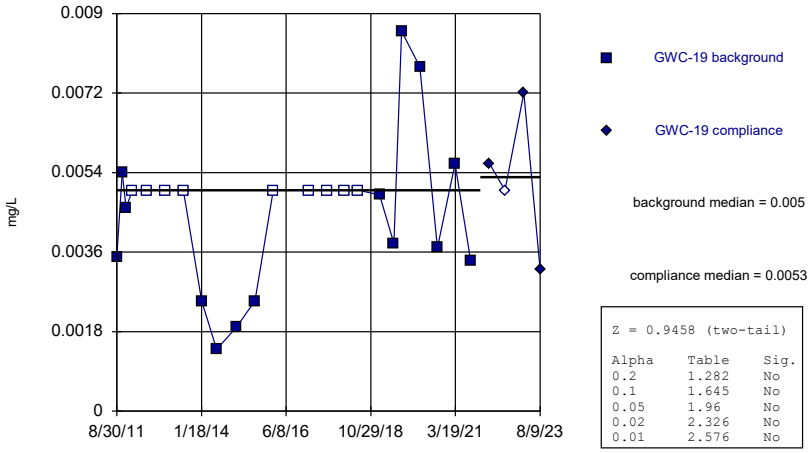

Z = 0.9458 (two-tail)

Alpha	Table	Sig.
0.2	1.282	No
0.1	1.645	No
0.05	1.96	No
0.02	2.326	No
0.01	2.576	No

Constituent: Zinc Analysis Run 8/13/2024 10:21 AM View: Appendix I Mann-Whitney
Plant Wansley Client: Southern Company Data: Wansley Landfill

Sanitas™ v.10.0.20 Software licensed to Groundwater Stats Consulting. UG
Hollow symbols indicate censored values.

Mann-Whitney (Wilcoxon Rank Sum)

GWC-20

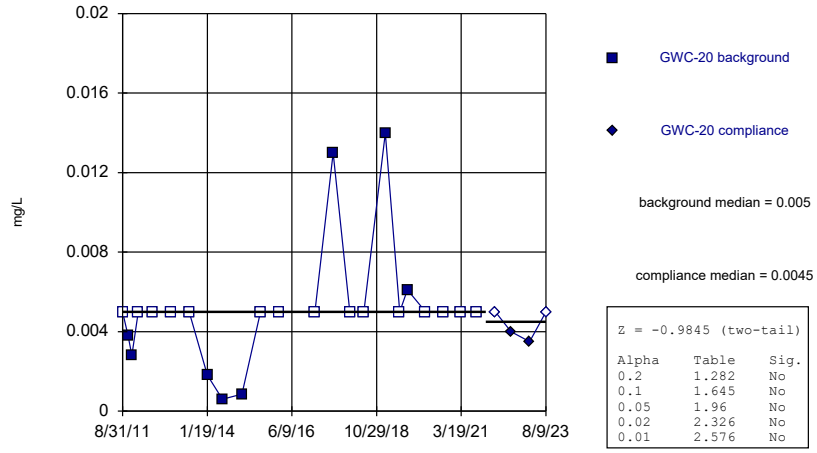

Z = -0.9845 (two-tail)

Alpha	Table	Sig.
0.2	1.282	No
0.1	1.645	No
0.05	1.96	No
0.02	2.326	No
0.01	2.576	No

Constituent: Zinc Analysis Run 8/13/2024 10:21 AM View: Appendix I Mann-Whitney
Plant Wansley Client: Southern Company Data: Wansley Landfill

Sanitas™ v.10.0.20 Software licensed to Groundwater Stats Consulting. UG
Hollow symbols indicate censored values.

Mann-Whitney (Wilcoxon Rank Sum)

GWC-21

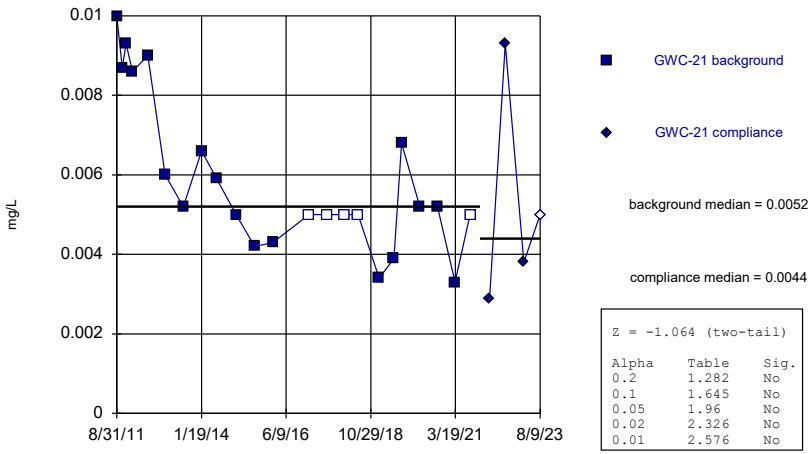

Z = -1.064 (two-tail)

Alpha	Table	Sig.
0.2	1.282	No
0.1	1.645	No
0.05	1.96	No
0.02	2.326	No
0.01	2.576	No

Constituent: Zinc Analysis Run 8/13/2024 10:21 AM View: Appendix I Mann-Whitney
Plant Wansley Client: Southern Company Data: Wansley Landfill

Sanitas™ v.10.0.20 Software licensed to Groundwater Stats Consulting. UG
Hollow symbols indicate censored values.

Mann-Whitney (Wilcoxon Rank Sum)

GWC-22

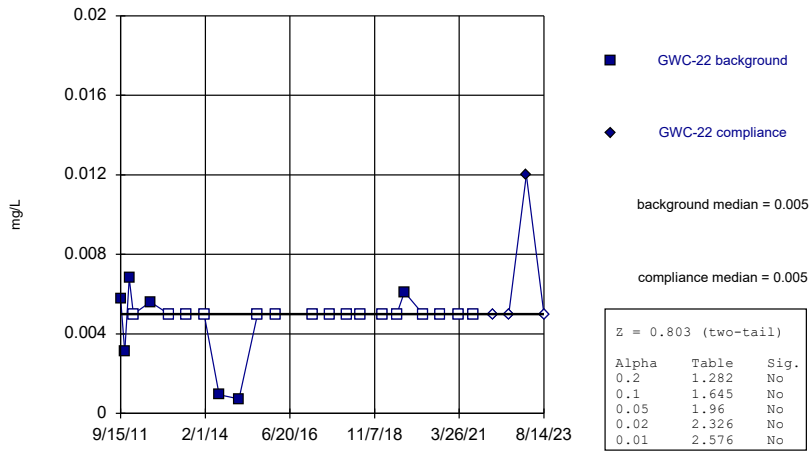

Z = 0.803 (two-tail)

Alpha	Table	Sig.
0.2	1.282	No
0.1	1.645	No
0.05	1.96	No
0.02	2.326	No
0.01	2.576	No

Constituent: Zinc Analysis Run 8/13/2024 10:21 AM View: Appendix I Mann-Whitney
Plant Wansley Client: Southern Company Data: Wansley Landfill

Sanitas™ v.10.0.20 Software licensed to Groundwater Stats Consulting. UG
Hollow symbols indicate censored values.

Mann-Whitney (Wilcoxon Rank Sum)

GWC-23

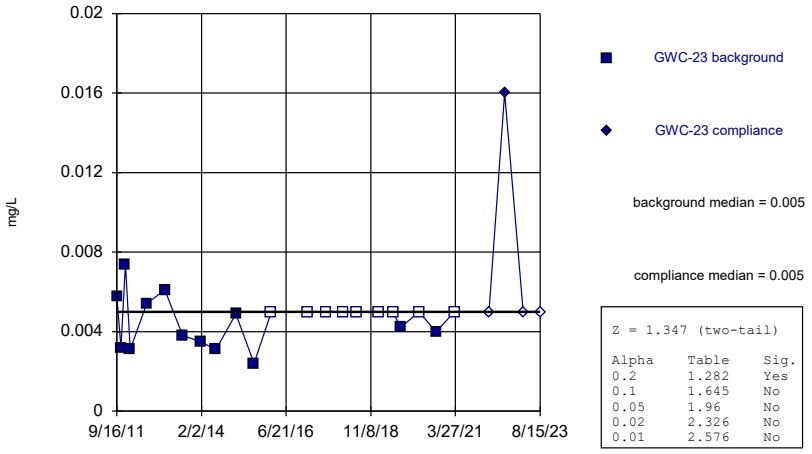

Z = 1.347 (two-tail)

Alpha	Table	Sig.
0.2	1.282	Yes
0.1	1.645	No
0.05	1.96	No
0.02	2.326	No
0.01	2.576	No

Constituent: Zinc Analysis Run 8/13/2024 10:21 AM View: Appendix I Mann-Whitney
Plant Wansley Client: Southern Company Data: Wansley Landfill

Sanitas™ v.10.0.20 Software licensed to Groundwater Stats Consulting. UG
Hollow symbols indicate censored values.

Mann-Whitney (Wilcoxon Rank Sum)

GWC-24

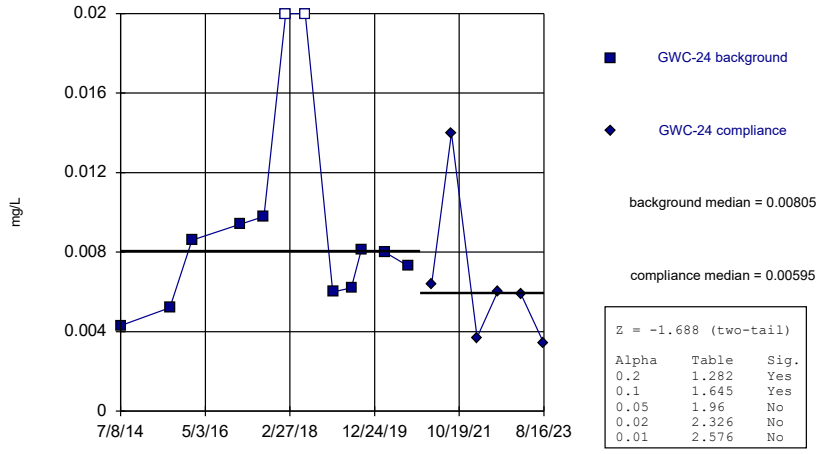

Z = -1.688 (two-tail)

Alpha	Table	Sig.
0.2	1.282	Yes
0.1	1.645	Yes
0.05	1.96	No
0.02	2.326	No
0.01	2.576	No

Constituent: Zinc Analysis Run 8/13/2024 10:21 AM View: Appendix I Mann-Whitney
Plant Wansley Client: Southern Company Data: Wansley Landfill

Sanitas™ v.10.0.20 Software licensed to Groundwater Stats Consulting. UG
Hollow symbols indicate censored values.

Mann-Whitney (Wilcoxon Rank Sum)

GWC-25

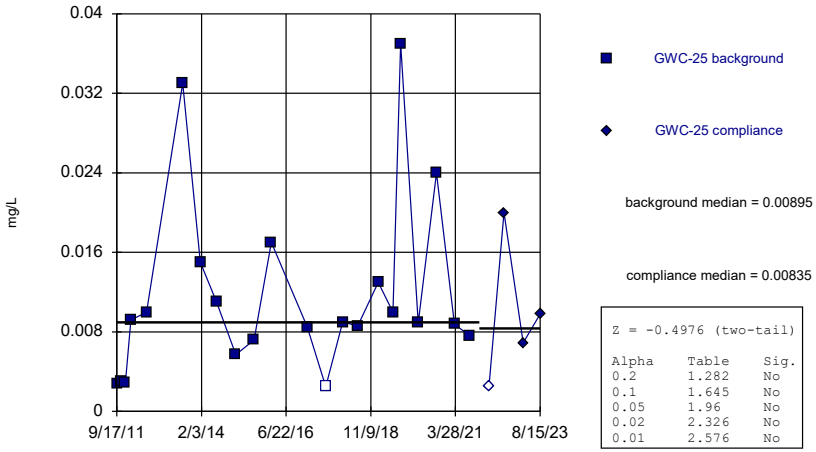

Z = -0.4976 (two-tail)

Alpha	Table	Sig.
0.2	1.282	No
0.1	1.645	No
0.05	1.96	No
0.02	2.326	No
0.01	2.576	No

Constituent: Zinc Analysis Run 8/13/2024 10:21 AM View: Appendix I Mann-Whitney
Plant Wansley Client: Southern Company Data: Wansley Landfill

Sanitas™ v.10.0.20 Software licensed to Groundwater Stats Consulting. UG
Hollow symbols indicate censored values.

Mann-Whitney (Wilcoxon Rank Sum)

GWC-26

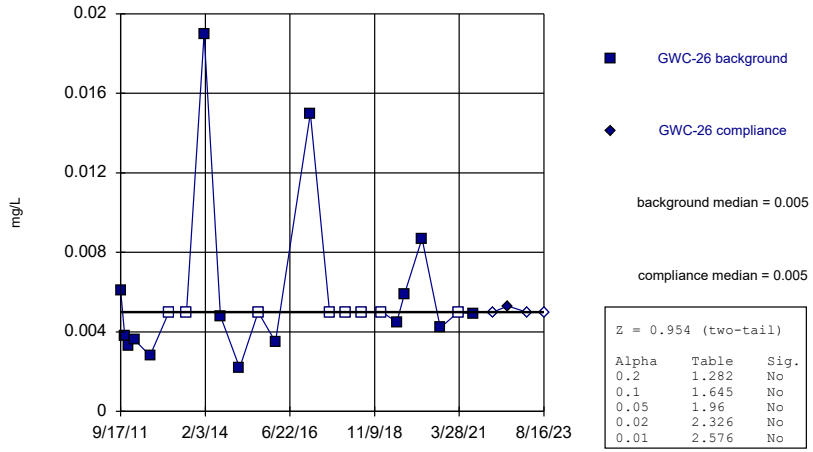

Z = 0.954 (two-tail)

Alpha	Table	Sig.
0.2	1.282	No
0.1	1.645	No
0.05	1.96	No
0.02	2.326	No
0.01	2.576	No

Constituent: Zinc Analysis Run 8/13/2024 10:21 AM View: Appendix I Mann-Whitney
Plant Wansley Client: Southern Company Data: Wansley Landfill

Sanitas™ v.10.0.20 Software licensed to Groundwater Stats Consulting. UG
Hollow symbols indicate censored values.

Mann-Whitney (Wilcoxon Rank Sum)

GWC-27

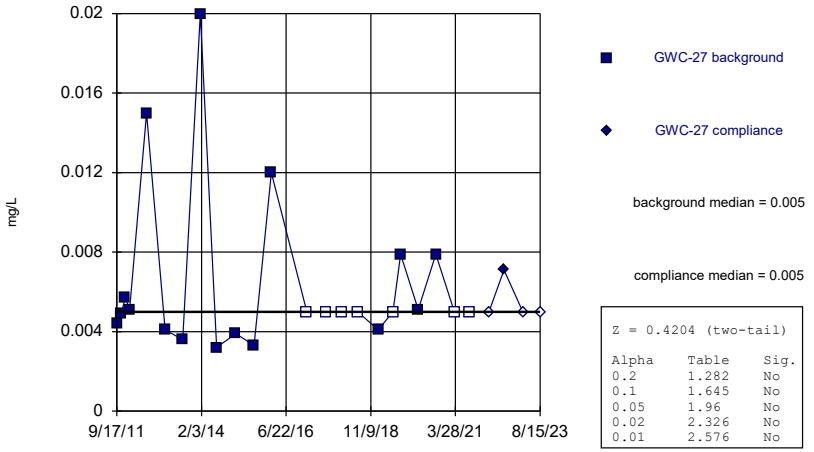

Z = 0.4204 (two-tail)

Alpha	Table	Sig.
0.2	1.282	No
0.1	1.645	No
0.05	1.96	No
0.02	2.326	No
0.01	2.576	No

Constituent: Zinc Analysis Run 8/13/2024 10:21 AM View: Appendix I Mann-Whitney
Plant Wansley Client: Southern Company Data: Wansley Landfill

Sanitas™ v.10.0.20 Software licensed to Groundwater Stats Consulting. UG
Hollow symbols indicate censored values.

Mann-Whitney (Wilcoxon Rank Sum)

GWC-30

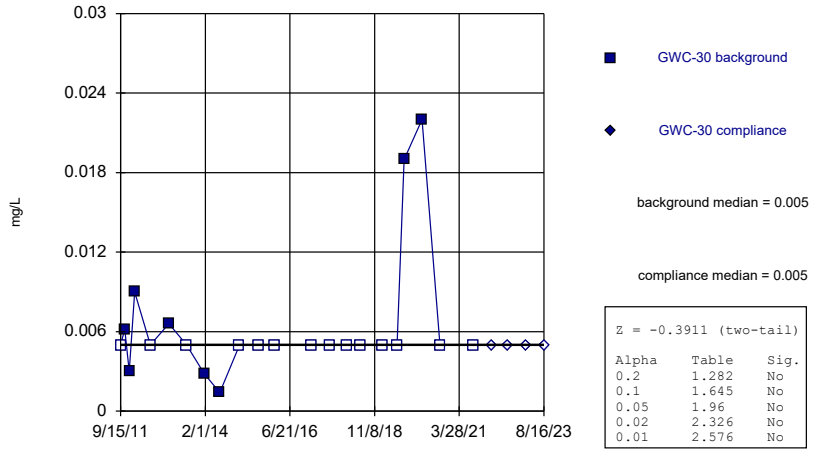

Z = -0.3911 (two-tail)

Alpha	Table	Sig.
0.2	1.282	No
0.1	1.645	No
0.05	1.96	No
0.02	2.326	No
0.01	2.576	No

Constituent: Zinc Analysis Run 8/13/2024 10:21 AM View: Appendix I Mann-Whitney
Plant Wansley Client: Southern Company Data: Wansley Landfill

Sanitas™ v.10.0.20 Software licensed to Groundwater Stats Consulting. UG
Hollow symbols indicate censored values.

Mann-Whitney (Wilcoxon Rank Sum)

GWC-31

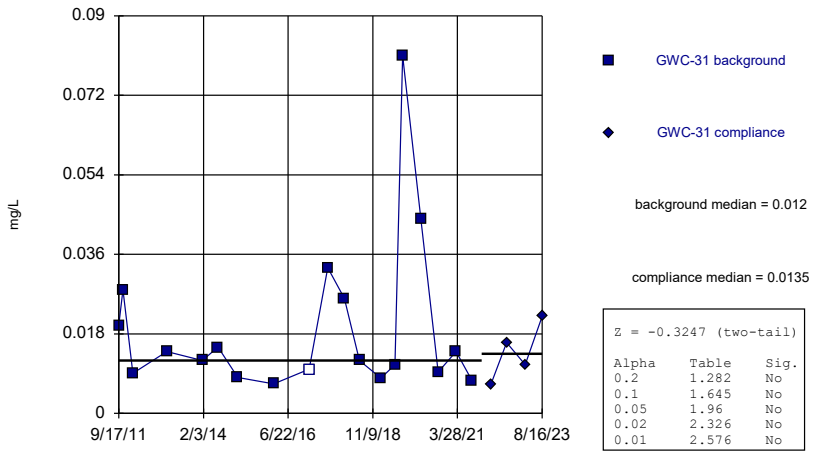

Z = -0.3247 (two-tail)

Alpha	Table	Sig.
0.2	1.282	No
0.1	1.645	No
0.05	1.96	No
0.02	2.326	No
0.01	2.576	No

Constituent: Zinc Analysis Run 8/13/2024 10:21 AM View: Appendix I Mann-Whitney
Plant Wansley Client: Southern Company Data: Wansley Landfill

Sanitas™ v.10.0.20 Software licensed to Groundwater Stats Consulting. UG

Mann-Whitney (Wilcoxon Rank Sum)

GWC-32

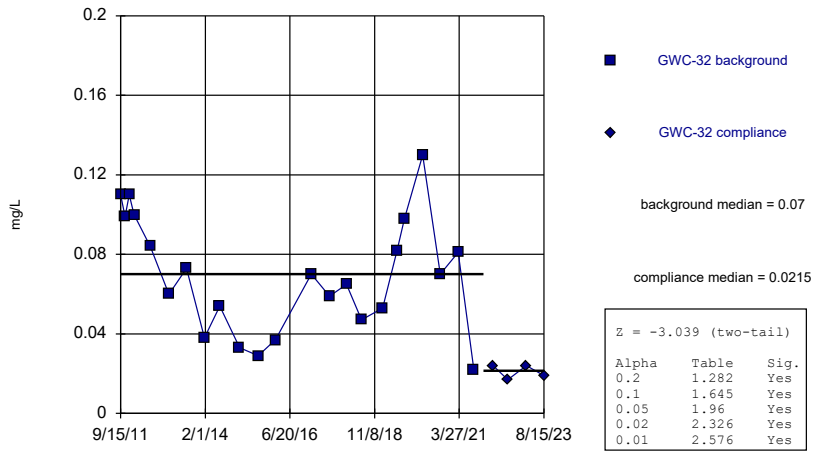

Z = -3.039 (two-tail)

Alpha	Table	Sig.
0.2	1.282	Yes
0.1	1.645	Yes
0.05	1.96	Yes
0.02	2.326	Yes
0.01	2.576	Yes

Constituent: Zinc Analysis Run 8/13/2024 10:21 AM View: Appendix I Mann-Whitney
Plant Wansley Client: Southern Company Data: Wansley Landfill

Sanitas™ v.10.0.20 Software licensed to Groundwater Stats Consulting. UG
Hollow symbols indicate censored values.

Mann-Whitney (Wilcoxon Rank Sum)

GWC-33

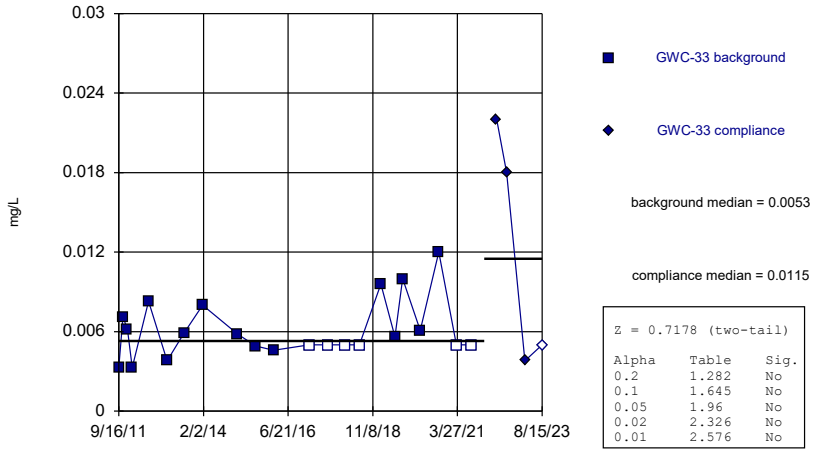

Z = 0.7178 (two-tail)

Alpha	Table	Sig.
0.2	1.282	No
0.1	1.645	No
0.05	1.96	No
0.02	2.326	No
0.01	2.576	No

Constituent: Zinc Analysis Run 8/13/2024 10:21 AM View: Appendix I Mann-Whitney
Plant Wansley Client: Southern Company Data: Wansley Landfill

Sanitas™ v.10.0.20 Software licensed to Groundwater Stats Consulting. UG
Hollow symbols indicate censored values.

Mann-Whitney (Wilcoxon Rank Sum)

GWC-34

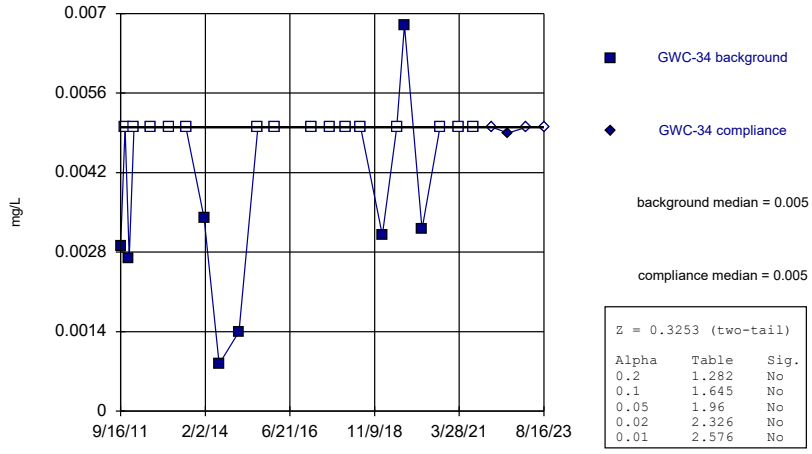

Z = 0.3253 (two-tail)

Alpha	Table	Sig.
0.2	1.282	No
0.1	1.645	No
0.05	1.96	No
0.02	2.326	No
0.01	2.576	No

Constituent: Zinc Analysis Run 8/13/2024 10:21 AM View: Appendix I Mann-Whitney
Plant Wansley Client: Southern Company Data: Wansley Landfill

Sanitas™ v.10.0.20 Software licensed to Groundwater Stats Consulting. UG
Hollow symbols indicate censored values.

Mann-Whitney (Wilcoxon Rank Sum)

GWC-35

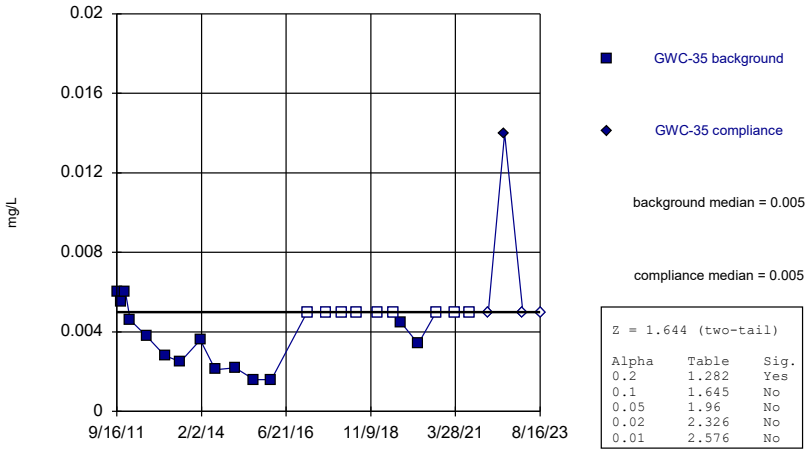

Z = 1.644 (two-tail)

Alpha	Table	Sig.
0.2	1.282	Yes
0.1	1.645	No
0.05	1.96	No
0.02	2.326	No
0.01	2.576	No

Constituent: Zinc Analysis Run 8/13/2024 10:21 AM View: Appendix I Mann-Whitney
Plant Wansley Client: Southern Company Data: Wansley Landfill

Sanitas™ v.10.0.20 Software licensed to Groundwater Stats Consulting. UG
Hollow symbols indicate censored values.

Mann-Whitney (Wilcoxon Rank Sum)

GWC-5

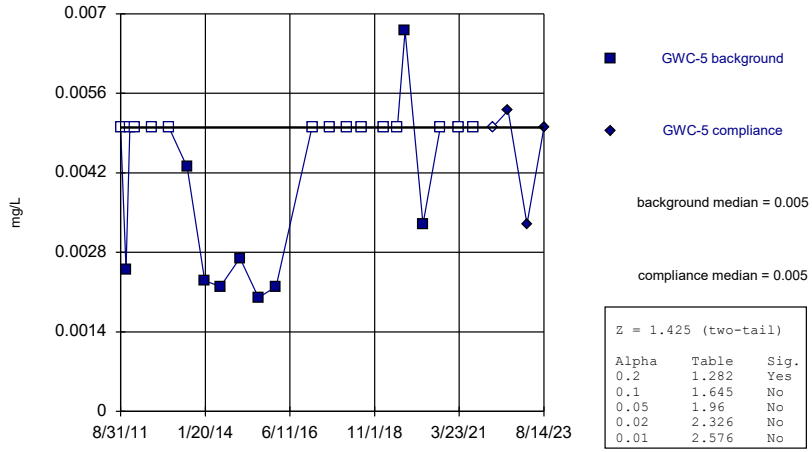

Z = 1.425 (two-tail)

Alpha	Table	Sig.
0.2	1.282	Yes
0.1	1.645	No
0.05	1.96	No
0.02	2.326	No
0.01	2.576	No

Constituent: Zinc Analysis Run 8/13/2024 10:21 AM View: Appendix I Mann-Whitney
Plant Wansley Client: Southern Company Data: Wansley Landfill

Sanitas™ v.10.0.20 Software licensed to Groundwater Stats Consulting. UG
Hollow symbols indicate censored values.

Mann-Whitney (Wilcoxon Rank Sum)

GWC-6

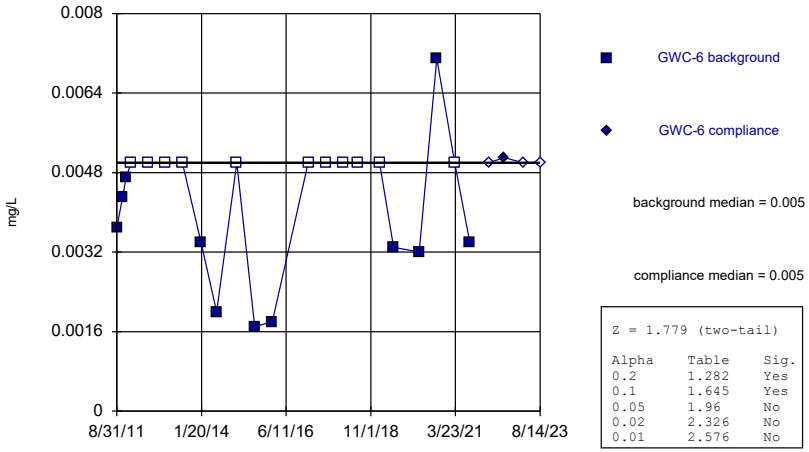

Z = 1.779 (two-tail)

Alpha	Table	Sig.
0.2	1.282	Yes
0.1	1.645	Yes
0.05	1.96	No
0.02	2.326	No
0.01	2.576	No

Constituent: Zinc Analysis Run 8/13/2024 10:22 AM View: Appendix I Mann-Whitney
Plant Wansley Client: Southern Company Data: Wansley Landfill

Sanitas™ v.10.0.20 Software licensed to Groundwater Stats Consulting. UG
Hollow symbols indicate censored values.

Mann-Whitney (Wilcoxon Rank Sum)

GWC-7

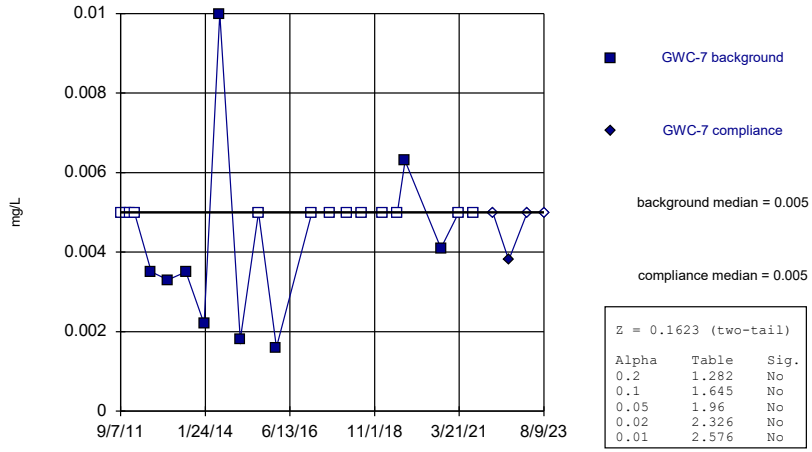

Z = 0.1623 (two-tail)

Alpha	Table	Sig.
0.2	1.282	No
0.1	1.645	No
0.05	1.96	No
0.02	2.326	No
0.01	2.576	No

Constituent: Zinc Analysis Run 8/13/2024 10:22 AM View: Appendix I Mann-Whitney
Plant Wansley Client: Southern Company Data: Wansley Landfill

Sanitas™ v.10.0.20 Software licensed to Groundwater Stats Consulting. UG
Hollow symbols indicate censored values.

Mann-Whitney (Wilcoxon Rank Sum)

GWC-8

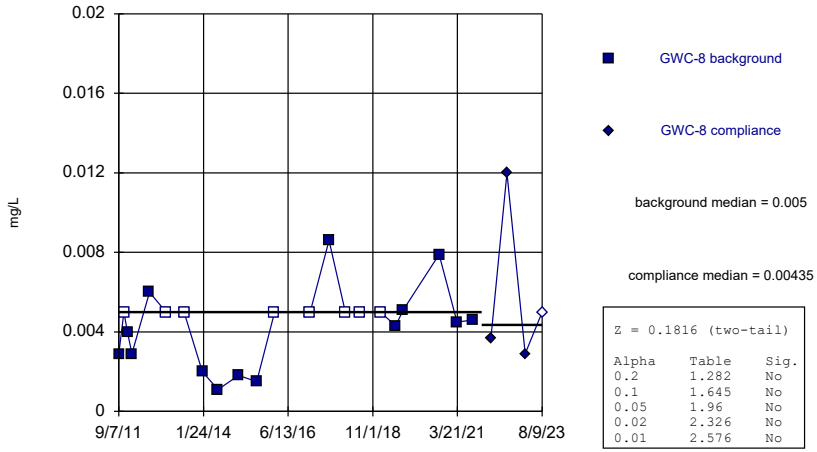

Z = 0.1816 (two-tail)

Alpha	Table	Sig.
0.2	1.282	No
0.1	1.645	No
0.05	1.96	No
0.02	2.326	No
0.01	2.576	No

Constituent: Zinc Analysis Run 8/13/2024 10:22 AM View: Appendix I Mann-Whitney
Plant Wansley Client: Southern Company Data: Wansley Landfill

Sanitas™ v.10.0.20 Software licensed to Groundwater Stats Consulting. UG
Hollow symbols indicate censored values.

Mann-Whitney (Wilcoxon Rank Sum)

GWC-9

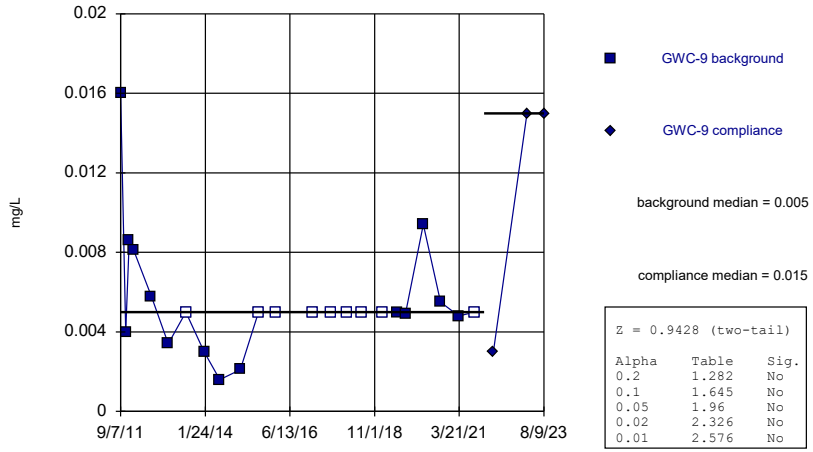

Z = 0.9428 (two-tail)

Alpha	Table	Sig.
0.2	1.282	No
0.1	1.645	No
0.05	1.96	No
0.02	2.326	No
0.01	2.576	No

Constituent: Zinc Analysis Run 8/13/2024 10:22 AM View: Appendix I Mann-Whitney
Plant Wansley Client: Southern Company Data: Wansley Landfill

Mann-Whitney (Wilcoxon Rank Sum)

Constituent: Antimony (mg/L) Analysis Run 8/13/2024 10:27 AM View: Appendix I Mann-Whitney

Plant Wansley Client: Southern Company Data: Wansley Landfill

	GWA-1	GWA-1
9/16/2011	<0.002	
10/27/2011	<0.002	
12/13/2011	<0.002	
1/31/2012	<0.002	
7/18/2012	<0.002	
1/24/2013	<0.002	
7/17/2013	<0.002	
1/21/2014	<0.002	
6/25/2014	<0.002	
1/14/2015	<0.002	
7/21/2015	<0.002	
1/21/2016	<0.002	
3/23/2016	<0.002	
5/20/2016	<0.002	
7/21/2016	<0.002	
9/15/2016	<0.002	
11/11/2016	<0.002	
1/19/2017	<0.002	
3/16/2017	<0.002	
4/28/2017	<0.002	
8/3/2017	<0.002	
1/19/2018	<0.002	
6/19/2018	<0.002	
1/17/2019	<0.002	
6/24/2019	<0.002	
9/9/2019	<0.002	
3/10/2020	<0.002	
9/9/2020	<0.002	
3/15/2021	<0.002	
8/16/2021	<0.002	
2/28/2022		<0.002
8/9/2022		<0.002
2/14/2023		0.00037 (J)
8/9/2023		<0.002

ND substitution: RL or RL/2 if <15% NDs.

Mann-Whitney (Wilcoxon Rank Sum)

Constituent: Antimony (mg/L) Analysis Run 8/13/2024 10:27 AM View: Appendix I Mann-Whitney

Plant Wansley Client: Southern Company Data: Wansley Landfill

	GWA-2	GWA-2
9/17/2011	<0.002	
10/27/2011	<0.002	
12/14/2011	<0.002	
2/7/2012	<0.002	
7/23/2012	<0.002	
1/23/2013	<0.002	
7/24/2013	<0.002	
1/22/2014	<0.002	
7/1/2014	<0.002	
1/22/2015	<0.002	
7/22/2015	<0.002	
1/20/2016	<0.002	
3/23/2016	0.00069 (J)	
5/24/2016	<0.002	
7/26/2016	0.0021 (J)	
9/16/2016	<0.002	
11/10/2016	<0.002	
1/19/2017	<0.002	
3/17/2017	<0.002	
4/28/2017	<0.002	
8/2/2017	<0.002	
1/19/2018	<0.002	
6/19/2018	<0.002	
1/17/2019	<0.002	
6/24/2019	<0.002	
9/10/2019	<0.002	
3/10/2020	<0.002	
9/10/2020	<0.002	
3/15/2021	<0.002	
8/18/2021	<0.002	
3/1/2022		<0.002
8/9/2022		<0.002
2/14/2023		<0.002
8/9/2023		<0.002

ND substitution: RL or RL/2 if <15% NDs.

Mann-Whitney (Wilcoxon Rank Sum)

Constituent: Antimony (mg/L) Analysis Run 8/13/2024 10:27 AM View: Appendix I Mann-Whitney

Plant Wansley Client: Southern Company Data: Wansley Landfill

	GWA-28	GWA-28
9/16/2011	<0.002	
10/28/2011	<0.002	
12/12/2011	<0.002	
1/25/2012	<0.002	
7/16/2012	<0.002	
1/24/2013	<0.002	
7/23/2013	<0.002	
1/22/2014	<0.002	
7/1/2014	<0.002	
1/21/2015	<0.002	
7/21/2015	<0.002	
1/22/2016	<0.002	
3/22/2016	<0.002	
5/23/2016	0.00103 (J)	
7/25/2016	0.0021 (J)	
9/15/2016	0.0012 (J)	
11/9/2016	<0.002	
1/17/2017	<0.002	
3/16/2017	<0.002	
4/27/2017	<0.002	
8/1/2017	<0.002	
1/19/2018	<0.002	
6/19/2018	<0.002	
1/21/2019	<0.002	
6/25/2019	<0.002	
9/10/2019	<0.002	
3/10/2020	<0.002	
9/9/2020	<0.002	
3/15/2021	<0.002	
8/16/2021	<0.002	
3/1/2022		<0.002
8/9/2022		<0.002
2/14/2023		<0.002
8/9/2023		<0.002

ND substitution: RL or RL/2 if <15% NDs.

Mann-Whitney (Wilcoxon Rank Sum)

Constituent: Antimony (mg/L) Analysis Run 8/13/2024 10:27 AM View: Appendix I Mann-Whitney

Plant Wansley Client: Southern Company Data: Wansley Landfill

	GWA-29	GWA-29
9/17/2011	<0.002	
10/28/2011	<0.002	
12/12/2011	<0.002	
1/31/2012	<0.002	
7/17/2012	<0.002	
1/24/2013	<0.002	
7/24/2013	<0.002	
1/22/2014	<0.002	
7/8/2014	<0.002 (D)	
1/21/2015	<0.002	
7/22/2015	<0.002	
1/19/2016	<0.002 (D)	
3/22/2016	0.00113 (J)	
5/19/2016	0.00103 (J)	
7/21/2016	0.0013 (J)	
1/17/2017	<0.002	
4/27/2017	<0.002	
7/18/2017	<0.002	
8/1/2017	<0.002	
1/19/2018	<0.002	
6/19/2018	<0.002	
1/18/2019	<0.002	
6/25/2019	<0.002	
9/10/2019	<0.002	
3/10/2020	<0.002	
9/9/2020	<0.002	
3/15/2021	0.00047 (J)	
8/18/2021	<0.002	
3/2/2022		<0.002
8/9/2022		<0.002
2/13/2023		<0.002
8/8/2023		<0.002

ND substitution: RL or RL/2 if <15% NDs.

Mann-Whitney (Wilcoxon Rank Sum)

Constituent: Antimony (mg/L) Analysis Run 8/13/2024 10:27 AM View: Appendix I Mann-Whitney

Plant Wansley Client: Southern Company Data: Wansley Landfill

	GWA-3	GWA-3
8/31/2011	<0.002	
6/25/2014	<0.002	
7/21/2015	<0.002	
3/31/2016	0.000602 (J)	
5/25/2016	0.000642 (J)	
7/27/2016	<0.002	
8/1/2017	<0.002	
10/3/2017	<0.002	
6/20/2018	<0.002	
1/18/2019	<0.002	
6/25/2019	<0.002	
9/11/2019	<0.002	
3/10/2020	<0.002	
9/9/2020	<0.002	
3/15/2021	<0.002	
8/18/2021	<0.002	
3/1/2022		<0.002
8/9/2022		<0.002
2/14/2023		<0.002
8/8/2023		<0.002

ND substitution: RL or RL/2 if <15% NDs.

Mann-Whitney (Wilcoxon Rank Sum)

Constituent: Antimony (mg/L) Analysis Run 8/13/2024 10:27 AM View: Appendix I Mann-Whitney

Plant Wansley Client: Southern Company Data: Wansley Landfill

	GWC-10	GWC-10
1/25/2016	<0.002	
3/30/2016	<0.002	
5/25/2016	0.000703 (J)	
7/27/2016	<0.002	
9/16/2016	<0.002	
11/17/2016	<0.002	
2/1/2017	<0.002	
3/24/2017	<0.002	
5/3/2017	<0.002	
8/8/2017	<0.002	
1/25/2018	<0.002	
6/21/2018	<0.002	
1/31/2019	0.00048 (J)	
6/26/2019	<0.002	
9/17/2019	<0.002	
3/17/2020	<0.002	
9/10/2020	<0.002	
3/18/2021	<0.002	
8/20/2021	<0.002	
3/8/2022		<0.002
8/16/2022		<0.002
2/15/2023		<0.002
8/10/2023		0.00073 (J)

ND substitution: RL or RL/2 if <15% NDs.

Mann-Whitney (Wilcoxon Rank Sum)

Constituent: Antimony (mg/L) Analysis Run 8/13/2024 10:27 AM View: Appendix I Mann-Whitney

Plant Wansley Client: Southern Company Data: Wansley Landfill

	GWC-11	GWC-11
9/13/2011	<0.002	
10/28/2011	<0.002	
12/4/2011	<0.002	
2/9/2012	<0.002	
7/18/2012	<0.002	
1/8/2013	<0.002	
7/9/2013	<0.002	
1/15/2014	0.0023 (J)	
6/25/2014	<0.002	
1/21/2015	<0.002	
7/28/2015	<0.002	
1/26/2016	<0.002	
3/29/2016	<0.002	
5/25/2016	<0.002	
7/25/2016	<0.002	
9/19/2016	<0.002	
11/16/2016	<0.002	
1/31/2017	<0.002	
3/23/2017	<0.002	
5/2/2017	<0.002	
8/7/2017	<0.002	
1/24/2018	<0.002	
6/20/2018	<0.002	
1/24/2019	<0.002	
6/26/2019	<0.002	
9/16/2019	<0.002	
3/16/2020	<0.002	
9/10/2020	<0.002	
3/17/2021	<0.002	
8/23/2021	<0.002	
3/7/2022		<0.002
8/15/2022		<0.002
2/21/2023		<0.002
8/14/2023		<0.002

ND substitution: RL or RL/2 if <15% NDs.

Mann-Whitney (Wilcoxon Rank Sum)

Constituent: Antimony (mg/L) Analysis Run 8/13/2024 10:27 AM View: Appendix I Mann-Whitney

Plant Wansley Client: Southern Company Data: Wansley Landfill

	GWC-13	GWC-13
9/13/2011	<0.002	
10/28/2011	<0.002	
12/4/2011	<0.002	
1/24/2012	<0.002	
7/11/2012	<0.002	
1/8/2013	<0.002	
7/10/2013	<0.002	
1/21/2014	<0.002	
7/1/2014	<0.002	
1/21/2015	<0.002	
7/28/2015	<0.002	
1/27/2016	<0.002	
3/29/2016	<0.002	
5/25/2016	<0.002	
7/26/2016	<0.002	
9/15/2016	<0.002	
11/17/2016	<0.002	
1/31/2017	<0.002	
3/23/2017	<0.002	
5/3/2017	<0.002	
8/4/2017	<0.002	
1/25/2018	<0.002	
6/20/2018	<0.002	
1/22/2019	<0.002	
6/25/2019	<0.002	
9/12/2019	<0.002	
3/12/2020	<0.002	
9/10/2020	0.00064 (J)	
3/17/2021	0.00075 (J)	
8/23/2021	<0.002	
3/8/2022		0.0011 (J)
8/15/2022		0.0011 (J)
2/21/2023		<0.002
8/16/2023		0.00051 (J)

ND substitution: RL or RL/2 if <15% NDs.

Mann-Whitney (Wilcoxon Rank Sum)

Constituent: Antimony (mg/L) Analysis Run 8/13/2024 10:27 AM View: Appendix I Mann-Whitney

Plant Wansley Client: Southern Company Data: Wansley Landfill

	GWC-18	GWC-18
8/30/2011	<0.002	
10/26/2011	<0.002	
12/3/2011	<0.002	
2/9/2012	<0.002	
7/11/2012	<0.002	
1/8/2013	<0.002	
7/16/2013	<0.002	
1/14/2014	<0.002	
6/24/2014	<0.002	
1/13/2015	<0.002	
7/23/2015	<0.002	
1/27/2016	<0.002	
3/30/2016	<0.002	
5/26/2016	<0.002	
7/25/2016	0.0022 (J)	
9/19/2016	<0.002	
11/17/2016	<0.002	
2/1/2017	<0.002	
3/24/2017	<0.002	
5/3/2017	<0.002	
8/7/2017	<0.002	
1/25/2018	<0.002	
6/21/2018	<0.002	
1/28/2019	<0.002	
6/27/2019	<0.002	
9/11/2019	<0.002	
3/17/2020	<0.002	
9/14/2020	<0.002	
3/16/2021	<0.002	
8/24/2021	<0.002	
3/8/2022		<0.002
8/11/2022		<0.002
2/20/2023		<0.002
8/9/2023		<0.002

ND substitution: RL or RL/2 if <15% NDs.

Mann-Whitney (Wilcoxon Rank Sum)

Constituent: Antimony (mg/L) Analysis Run 8/13/2024 10:27 AM View: Appendix I Mann-Whitney

Plant Wansley Client: Southern Company Data: Wansley Landfill

	GWC-20	GWC-20
8/31/2011	<0.002	
10/27/2011	<0.002	
12/4/2011	<0.002	
2/8/2012	<0.002	
7/11/2012	<0.002	
1/8/2013	<0.002	
7/16/2013	<0.002	
1/21/2014	<0.002	
6/24/2014	<0.002	
1/13/2015	<0.002	
7/23/2015	<0.002	
1/27/2016	<0.002	
3/30/2016	<0.002	
5/26/2016	<0.002	
7/25/2016	<0.002	
9/20/2016	<0.002	
11/17/2016	<0.002	
2/2/2017	<0.002	
3/28/2017	<0.002	
5/4/2017	<0.002	
8/7/2017	<0.002	
1/26/2018	<0.002	
6/21/2018	<0.002	
1/28/2019	<0.002	
6/25/2019	<0.002	
9/11/2019	<0.002	
3/18/2020	<0.002	
9/15/2020	<0.002	
3/16/2021	<0.002	
8/24/2021	<0.002	
3/7/2022		<0.002
8/16/2022		<0.002
2/22/2023		0.00052 (J)
8/9/2023		<0.002

ND substitution: RL or RL/2 if <15% NDs.

Mann-Whitney (Wilcoxon Rank Sum)

Constituent: Antimony (mg/L) Analysis Run 8/13/2024 10:27 AM View: Appendix I Mann-Whitney

Plant Wansley Client: Southern Company Data: Wansley Landfill

	GWC-22	GWC-22
9/15/2011	<0.002	
10/29/2011	<0.002	
12/13/2011	<0.002	
1/25/2012	<0.002	
7/18/2012	<0.002	
1/22/2013	<0.002	
7/16/2013	<0.002	
1/21/2014	<0.002	
6/25/2014	<0.002	
1/14/2015	<0.002	
7/23/2015	<0.002	
1/26/2016	<0.002	
3/31/2016	<0.002	
5/26/2016	<0.002	
7/26/2016	0.001 (J)	
9/20/2016	<0.002	
11/17/2016	<0.002	
2/3/2017	<0.002	
3/28/2017	<0.002	
5/3/2017	<0.002	
8/8/2017	<0.002	
1/25/2018	<0.002	
6/20/2018	<0.002	
1/24/2019	<0.002	
6/25/2019	<0.002	
9/10/2019	<0.002	
3/18/2020	<0.002	
9/10/2020	<0.002	
3/15/2021	<0.002	
8/19/2021	<0.002	
3/8/2022		<0.002
8/17/2022		<0.002
2/14/2023		<0.002
8/14/2023		<0.002

ND substitution: RL or RL/2 if <15% NDs.

Mann-Whitney (Wilcoxon Rank Sum)

Constituent: Antimony (mg/L) Analysis Run 8/13/2024 10:27 AM View: Appendix I Mann-Whitney

Plant Wansley Client: Southern Company Data: Wansley Landfill

	GWC-23	GWC-23
9/16/2011	<0.002	
10/29/2011	<0.002	
12/13/2011	<0.002	
1/31/2012	<0.002	
7/18/2012	<0.002	
1/22/2013	<0.002	
7/23/2013	<0.002	
1/22/2014	<0.002	
7/1/2014	<0.002	
1/22/2015	<0.002	
7/29/2015	<0.002	
1/21/2016	<0.002	
3/29/2016	0.000665 (J)	
5/25/2016	<0.002	
7/27/2016	<0.002	
9/20/2016	<0.002	
11/18/2016	<0.002	
2/3/2017	<0.002	
3/28/2017	<0.002	
5/4/2017	<0.002	
8/8/2017	<0.002	
1/25/2018	<0.002	
6/20/2018	<0.002	
1/25/2019	<0.002	
6/26/2019	<0.002	
9/12/2019	<0.002	
3/18/2020	<0.002	
9/10/2020	<0.002	
3/18/2021	<0.002	
8/23/2021	<0.002	
3/9/2022		<0.002
8/16/2022		<0.002
2/21/2023		<0.002
8/15/2023		<0.002

ND substitution: RL or RL/2 if <15% NDs.

Mann-Whitney (Wilcoxon Rank Sum)

Constituent: Antimony (mg/L) Analysis Run 8/13/2024 10:27 AM View: Appendix I Mann-Whitney

Plant Wansley Client: Southern Company Data: Wansley Landfill

	GWC-24	GWC-24
7/8/2014	<0.002	
7/31/2015	<0.002	
1/20/2016	<0.002	
3/30/2016	0.00174 (J)	
5/25/2016	0.00163 (J)	
7/27/2016	0.0019 (J)	
9/16/2016	0.002 (J)	
11/18/2016	0.0011 (J)	
2/3/2017	<0.002	
3/29/2017	<0.002	
5/4/2017	<0.002	
8/8/2017	<0.002	
1/25/2018	<0.002	
6/27/2018	<0.002	
1/31/2019	0.00048 (J)	
6/26/2019	<0.002	
9/11/2019	<0.002	
3/12/2020	<0.002	
9/15/2020	<0.002	
3/18/2021	<0.002	
8/19/2021	<0.002	
3/10/2022		<0.002
8/18/2022		<0.002
2/16/2023		<0.002
8/16/2023		<0.002

ND substitution: RL or RL/2 if <15% NDs.

Mann-Whitney (Wilcoxon Rank Sum)

Constituent: Antimony (mg/L) Analysis Run 8/13/2024 10:27 AM View: Appendix I Mann-Whitney

Plant Wansley Client: Southern Company Data: Wansley Landfill

	GWC-25	GWC-25
9/17/2011	<0.002	
10/31/2011	<0.002	
12/14/2011	<0.002	
2/7/2012	<0.002	
7/17/2012	<0.002	
7/24/2013	<0.002	
1/23/2014	<0.002	
7/8/2014	<0.002	
1/21/2015	<0.002	
7/30/2015	<0.002	
1/21/2016	<0.002	
3/28/2016	<0.002	
5/25/2016	0.00151 (J)	
7/27/2016	<0.002	
9/19/2016	<0.002	
11/15/2016	<0.002	
1/24/2017	<0.002	
3/23/2017	<0.002	
5/2/2017	<0.002	
8/3/2017	<0.002	
1/25/2018	<0.002	
6/27/2018	<0.002	
1/24/2019	<0.002	
6/25/2019	<0.002	
9/11/2019	<0.002	
3/12/2020	<0.002	
9/14/2020	<0.002	
3/17/2021	<0.002	
8/19/2021	<0.002	
3/8/2022		<0.002
8/10/2022		<0.002
2/21/2023		<0.002
8/15/2023		<0.002

ND substitution: RL or RL/2 if <15% NDs.

Mann-Whitney (Wilcoxon Rank Sum)

Constituent: Antimony (mg/L) Analysis Run 8/13/2024 10:27 AM View: Appendix I Mann-Whitney

Plant Wansley Client: Southern Company Data: Wansley Landfill

	GWC-26	GWC-26
9/17/2011	<0.002	
10/29/2011	<0.002	
12/14/2011	<0.002	
2/7/2012	<0.002	
7/17/2012	<0.002	
1/24/2013	<0.002	
7/24/2013	<0.002	
1/23/2014	<0.002	
7/8/2014	<0.002	
1/21/2015	<0.002	
7/31/2015	<0.002	
1/25/2016	<0.002	
3/24/2016	0.000653 (J)	
5/25/2016	0.000943 (J)	
7/26/2016	<0.002	
9/19/2016	<0.002	
11/14/2016	<0.002	
1/19/2017	<0.002	
3/16/2017	<0.002	
5/1/2017	<0.002	
8/3/2017	<0.002	
1/22/2018	<0.002	
6/27/2018	<0.002	
1/24/2019	<0.002	
6/25/2019	<0.002	
9/12/2019	<0.002	
3/13/2020	<0.002	
9/15/2020	<0.002	
3/17/2021	<0.002	
8/19/2021	<0.002	
3/9/2022		<0.002
8/10/2022		<0.002
2/21/2023		<0.002
8/16/2023		<0.002

ND substitution: RL or RL/2 if <15% NDs.

Mann-Whitney (Wilcoxon Rank Sum)

Constituent: Antimony (mg/L) Analysis Run 8/13/2024 10:27 AM View: Appendix I Mann-Whitney

Plant Wansley Client: Southern Company Data: Wansley Landfill

	GWC-27	GWC-27
9/17/2011	<0.002	
10/29/2011	<0.002	
12/14/2011	<0.002	
1/25/2012	<0.002	
7/17/2012	<0.002	
1/24/2013	<0.002	
7/24/2013	<0.002	
1/23/2014	<0.002	
7/8/2014	<0.002	
1/21/2015	<0.002	
7/30/2015	<0.002	
1/22/2016	<0.002	
3/23/2016	<0.002	
5/24/2016	<0.002	
7/26/2016	0.0013 (J)	
9/19/2016	<0.002	
11/11/2016	<0.002	
1/20/2017	0.0014 (J)	
3/16/2017	<0.002	
4/28/2017	<0.002	
8/3/2017	<0.002	
1/19/2018	<0.002	
6/27/2018	<0.002	
1/24/2019	<0.002	
6/26/2019	<0.002	
9/12/2019	<0.002	
3/12/2020	<0.002	
9/9/2020	<0.002	
3/18/2021	<0.002	
8/23/2021	<0.002	
3/8/2022		0.00064 (J)
8/10/2022		<0.002
2/20/2023		<0.002
8/15/2023		<0.002

ND substitution: RL or RL/2 if <15% NDs.

Mann-Whitney (Wilcoxon Rank Sum)

Constituent: Antimony (mg/L) Analysis Run 8/13/2024 10:27 AM View: Appendix I Mann-Whitney

Plant Wansley Client: Southern Company Data: Wansley Landfill

	GWC-30	GWC-30
9/15/2011	<0.002	
10/28/2011	<0.002	
12/13/2011	<0.002	
2/8/2012	<0.002	
7/18/2012	<0.002	
1/24/2013	<0.002	
7/24/2013	<0.002	
1/23/2014	0.0014 (J)	
7/1/2014	<0.002	
1/20/2015	<0.002	
7/30/2015	<0.002	
1/19/2016	<0.002	
3/23/2016	<0.002	
5/20/2016	<0.002	
7/21/2016	<0.002	
9/20/2016	0.0012 (J)	
11/14/2016	<0.002	
1/24/2017	<0.002	
3/17/2017	<0.002	
5/1/2017	<0.002	
8/4/2017	<0.002	
1/24/2018	<0.002	
6/21/2018	<0.002	
1/30/2019	0.0004 (J)	
6/27/2019	<0.002	
9/10/2019	<0.002	
3/11/2020	<0.002	
9/10/2020	<0.002	
3/18/2021	<0.002	
8/23/2021	<0.002	
3/2/2022		<0.002
8/10/2022		<0.002
2/14/2023		<0.002
8/16/2023		<0.002

ND substitution: RL or RL/2 if <15% NDs.

Mann-Whitney (Wilcoxon Rank Sum)

Constituent: Antimony (mg/L) Analysis Run 8/13/2024 10:27 AM View: Appendix I Mann-Whitney

Plant Wansley Client: Southern Company Data: Wansley Landfill

	GWC-31	GWC-31
9/17/2011	<0.002	
10/31/2011	<0.002	
2/7/2012	<0.002	
1/23/2013	<0.002	
1/23/2014	<0.002	
7/1/2014	<0.002	
1/21/2015	<0.002	
1/25/2016	<0.002	
3/30/2016	<0.002	
5/25/2016	0.00129 (J)	
7/27/2016	0.0027	
1/25/2017	<0.002	
3/23/2017	<0.002	
5/2/2017	<0.002	
7/19/2017	<0.002	
8/4/2017	<0.002	
1/23/2018	<0.002	
6/27/2018	<0.002	
1/31/2019	0.00042 (J)	
6/26/2019	<0.002	
9/11/2019	<0.002	
3/17/2020	<0.002	
9/11/2020	<0.002	
3/16/2021	<0.002	
8/25/2021	<0.002	
3/10/2022		<0.002
8/16/2022		<0.002
2/22/2023		<0.002
8/16/2023		<0.002

ND substitution: RL or RL/2 if <15% NDs.

Mann-Whitney (Wilcoxon Rank Sum)

Constituent: Antimony (mg/L) Analysis Run 8/13/2024 10:27 AM View: Appendix I Mann-Whitney

Plant Wansley Client: Southern Company Data: Wansley Landfill

	GWC-32	GWC-32
9/15/2011	<0.002	
10/31/2011	<0.002	
12/13/2011	<0.002	
2/1/2012	<0.002	
7/17/2012	<0.002	
1/23/2013	<0.002	
7/24/2013	<0.002	
1/23/2014	<0.002	
7/1/2014	<0.002	
1/20/2015	<0.002	
7/30/2015	<0.002	
1/25/2016	<0.002	
3/23/2016	<0.002	
5/24/2016	<0.002	
7/22/2016	<0.002	
9/16/2016	<0.002	
11/15/2016	<0.002	
1/26/2017	<0.002	
3/24/2017	<0.002	
5/2/2017	<0.002	
8/3/2017	<0.002	
1/23/2018	<0.002	
6/26/2018	<0.002	
1/30/2019	0.00039 (J)	
6/27/2019	<0.002	
9/12/2019	<0.002	
3/18/2020	<0.002	
9/15/2020	<0.002	
3/17/2021	<0.002	
8/24/2021	<0.002	
3/9/2022		<0.002
8/10/2022		<0.002
2/15/2023		<0.002
8/15/2023		<0.002

ND substitution: RL or RL/2 if <15% NDs.

Mann-Whitney (Wilcoxon Rank Sum)

Constituent: Antimony (mg/L) Analysis Run 8/13/2024 10:27 AM View: Appendix I Mann-Whitney

Plant Wansley Client: Southern Company Data: Wansley Landfill

	GWC-33	GWC-33
9/16/2011	<0.002	
10/30/2011	<0.002	
12/13/2011	<0.002	
2/1/2012	<0.002	
7/17/2012	<0.002	
1/23/2013	<0.002	
7/17/2013	<0.002	
1/23/2014	<0.002	
1/20/2015	<0.002	
7/29/2015	<0.002	
1/25/2016	<0.002	
3/23/2016	<0.002	
5/24/2016	<0.002	
7/22/2016	<0.002	
9/16/2016	<0.002	
11/17/2016	<0.002	
1/25/2017	<0.002	
3/23/2017	<0.002	
5/1/2017	<0.002	
8/4/2017	<0.002	
1/23/2018	<0.002	
6/26/2018	<0.002	
1/30/2019	0.00055 (J)	
6/26/2019	<0.002	
9/12/2019	<0.002	
3/12/2020	<0.002	
9/16/2020	<0.002	
3/18/2021	<0.002	
8/24/2021	<0.002	
3/9/2022		<0.002
8/15/2022		<0.002
2/20/2023		<0.002
8/15/2023		<0.002

ND substitution: RL or RL/2 if <15% NDs.

Mann-Whitney (Wilcoxon Rank Sum)

Constituent: Antimony (mg/L) Analysis Run 8/13/2024 10:27 AM View: Appendix I Mann-Whitney

Plant Wansley Client: Southern Company Data: Wansley Landfill

	GWC-5	GWC-5
8/31/2011	<0.002	
10/27/2011	<0.002	
12/5/2011	<0.002	
1/25/2012	<0.002	
7/18/2012	<0.002	
1/9/2013	<0.002	
7/17/2013	<0.002	
1/15/2014	<0.002	
6/25/2014	<0.002	
1/13/2015	<0.002	
7/24/2015	<0.002	
1/20/2016	0.0024 (J)	
3/28/2016	<0.002	
5/23/2016	<0.002	
7/21/2016	<0.002	
9/15/2016	<0.002	
11/15/2016	<0.002	
1/26/2017	<0.002	
3/22/2017	<0.002	
5/2/2017	<0.002	
8/3/2017	<0.002	
1/23/2018	<0.002	
6/25/2018	<0.002	
1/30/2019	0.0004 (J)	
6/26/2019	<0.002	
9/12/2019	<0.002	
3/16/2020	<0.002	
9/9/2020	<0.002	
3/17/2021	<0.002	
8/19/2021	<0.002	
3/2/2022		<0.002
8/11/2022		<0.002
2/20/2023		<0.002
8/14/2023		<0.002

ND substitution: RL or RL/2 if <15% NDs.

Mann-Whitney (Wilcoxon Rank Sum)

Constituent: Antimony (mg/L) Analysis Run 8/13/2024 10:27 AM View: Appendix I Mann-Whitney

Plant Wansley Client: Southern Company Data: Wansley Landfill

	GWC-6	GWC-6
8/31/2011	<0.002	
10/30/2011	<0.002	
12/5/2011	<0.002	
1/25/2012	<0.002	
7/24/2012	<0.002	
1/8/2013	<0.002	
7/9/2013	<0.002	
1/15/2014	<0.002	
6/25/2014	<0.002	
1/20/2015	<0.002	
7/24/2015	<0.002	
1/20/2016	<0.002	
3/28/2016	<0.002	
5/24/2016	<0.002	
7/21/2016	<0.002	
9/15/2016	<0.002	
11/16/2016	<0.002	
1/26/2017	<0.002	
3/22/2017	<0.002	
5/2/2017	<0.002	
8/3/2017	<0.002	
1/23/2018	<0.002	
6/25/2018	<0.002	
1/30/2019	0.00039 (J)	
6/26/2019	<0.002	
9/12/2019	<0.002	
3/16/2020	<0.002	
9/11/2020	<0.002	
3/17/2021	<0.002	
8/18/2021	<0.002	
3/2/2022		<0.002
8/11/2022		<0.002
2/20/2023		<0.002
8/14/2023		<0.002

ND substitution: RL or RL/2 if <15% NDs.

Mann-Whitney (Wilcoxon Rank Sum)

Constituent: Arsenic (mg/L) Analysis Run 8/13/2024 10:27 AM View: Appendix I Mann-Whitney

Plant Wansley Client: Southern Company Data: Wansley Landfill

	GWA-1	GWA-1
9/16/2011	<0.001	
10/27/2011	<0.001	
12/13/2011	<0.001	
1/31/2012	<0.001	
7/18/2012	<0.001	
1/24/2013	<0.001	
7/17/2013	<0.001	
1/21/2014	<0.001	
6/25/2014	<0.001	
1/14/2015	<0.001	
7/21/2015	<0.001	
1/21/2016	<0.001	
3/23/2016	<0.001	
5/20/2016	<0.001	
7/21/2016	<0.001	
9/15/2016	<0.001	
11/11/2016	<0.001	
1/19/2017	<0.001	
3/16/2017	<0.001	
4/28/2017	<0.001	
8/3/2017	<0.001	
1/19/2018	<0.001	
6/19/2018	<0.001	
1/17/2019	<0.001	
6/24/2019	0.00054 (J)	
9/9/2019	<0.001	
3/10/2020	<0.001	
9/9/2020	<0.001	
3/15/2021	<0.001	
8/16/2021	<0.001	
2/28/2022		<0.001
8/9/2022		<0.001
2/14/2023		<0.001
8/9/2023		<0.001

ND substitution: RL or RL/2 if <15% NDs.

Mann-Whitney (Wilcoxon Rank Sum)

Constituent: Arsenic (mg/L) Analysis Run 8/13/2024 10:27 AM View: Appendix I Mann-Whitney

Plant Wansley Client: Southern Company Data: Wansley Landfill

	GWA-2	GWA-2
9/17/2011	<0.001	
10/27/2011	<0.001	
12/14/2011	<0.001	
2/7/2012	<0.001	
7/23/2012	<0.001	
1/23/2013	<0.001	
7/24/2013	<0.001	
1/22/2014	<0.001	
7/1/2014	<0.001	
1/22/2015	<0.001	
7/22/2015	<0.001	
1/20/2016	<0.001	
3/23/2016	<0.001	
5/24/2016	<0.001	
7/26/2016	<0.001	
9/16/2016	<0.001	
11/10/2016	<0.001	
1/19/2017	<0.001	
3/17/2017	<0.001	
4/28/2017	<0.001	
8/2/2017	<0.001	
1/19/2018	<0.001	
6/19/2018	<0.001	
1/17/2019	<0.001	
6/24/2019	0.00043 (J)	
9/10/2019	<0.001	
3/10/2020	<0.001	
9/10/2020	<0.001	
3/15/2021	<0.001	
8/18/2021	<0.001	
3/1/2022		<0.001
8/9/2022		<0.001
2/14/2023		<0.001
8/9/2023		<0.001

ND substitution: RL or RL/2 if <15% NDs.

Mann-Whitney (Wilcoxon Rank Sum)

Constituent: Arsenic (mg/L) Analysis Run 8/13/2024 10:27 AM View: Appendix I Mann-Whitney

Plant Wansley Client: Southern Company Data: Wansley Landfill

	GWA-28	GWA-28
9/16/2011	<0.001	
10/28/2011	<0.001	
12/12/2011	<0.001	
1/25/2012	<0.001	
7/16/2012	<0.001	
1/24/2013	<0.001	
7/23/2013	<0.001	
1/22/2014	<0.001	
7/1/2014	<0.001	
1/21/2015	<0.001	
7/21/2015	<0.001	
1/22/2016	<0.001	
3/22/2016	<0.001	
5/23/2016	<0.001	
7/25/2016	<0.001	
9/15/2016	<0.001	
11/9/2016	<0.001	
1/17/2017	<0.001	
3/16/2017	<0.001	
4/27/2017	<0.001	
8/1/2017	<0.001	
1/19/2018	<0.001	
6/19/2018	0.00078 (J)	
1/21/2019	<0.001	
6/25/2019	<0.001	
9/10/2019	<0.001	
3/10/2020	<0.001	
9/9/2020	<0.001	
3/15/2021	<0.001	
8/16/2021	<0.001	
3/1/2022		<0.001
8/9/2022		<0.001
2/14/2023		<0.001
8/9/2023		<0.001

ND substitution: RL or RL/2 if <15% NDs.

Mann-Whitney (Wilcoxon Rank Sum)

Constituent: Arsenic (mg/L) Analysis Run 8/13/2024 10:27 AM View: Appendix I Mann-Whitney

Plant Wansley Client: Southern Company Data: Wansley Landfill

	GWA-29	GWA-29
9/17/2011	<0.001	
10/28/2011	<0.001	
12/12/2011	<0.001	
1/31/2012	<0.001	
7/17/2012	<0.001	
1/24/2013	<0.001	
7/24/2013	<0.001	
1/22/2014	<0.001	
7/8/2014	<0.001 (D)	
1/21/2015	<0.001	
7/22/2015	<0.001	
1/19/2016	<0.001 (D)	
3/22/2016	<0.001	
5/19/2016	<0.001	
7/21/2016	<0.001	
1/17/2017	<0.001	
4/27/2017	0.00064 (J)	
7/18/2017	<0.001	
8/1/2017	<0.001	
1/19/2018	<0.001	
6/19/2018	0.00095 (J)	
1/18/2019	<0.001	
6/25/2019	<0.001	
9/10/2019	<0.001	
3/10/2020	<0.001	
9/9/2020	<0.001	
3/15/2021	<0.001	
8/18/2021	<0.001	
3/2/2022		<0.001
8/9/2022		<0.001
2/13/2023		<0.001
8/8/2023		<0.001

ND substitution: RL or RL/2 if <15% NDs.

Mann-Whitney (Wilcoxon Rank Sum)

Constituent: Arsenic (mg/L) Analysis Run 8/13/2024 10:27 AM View: Appendix I Mann-Whitney

Plant Wansley Client: Southern Company Data: Wansley Landfill

	GWA-3	GWA-3
8/31/2011	<0.001	
6/25/2014	<0.001	
7/21/2015	<0.001	
3/31/2016	<0.001	
5/25/2016	<0.001	
7/27/2016	<0.001	
8/1/2017	<0.001	
10/3/2017	<0.001	
6/20/2018	0.001 (J)	
1/18/2019	<0.001	
6/25/2019	<0.001	
9/11/2019	<0.001	
3/10/2020	<0.001	
9/9/2020	<0.001	
3/15/2021	<0.001	
8/18/2021	<0.001	
3/1/2022		<0.001
8/9/2022		<0.001
2/14/2023		<0.001
8/8/2023		<0.001

ND substitution: RL or RL/2 if <15% NDs.

Mann-Whitney (Wilcoxon Rank Sum)

Constituent: Arsenic (mg/L) Analysis Run 8/13/2024 10:27 AM View: Appendix I Mann-Whitney

Plant Wansley Client: Southern Company Data: Wansley Landfill

	GWA-4	GWA-4
8/31/2011	<0.001	
10/27/2011	<0.001	
12/14/2011	<0.001	
2/1/2012	<0.001	
7/23/2012	<0.001	
1/23/2013	<0.001	
7/17/2013	<0.001	
1/15/2014	<0.001	
6/25/2014	<0.001	
1/14/2015	<0.001	
7/21/2015	<0.001	
1/20/2016	<0.001	
3/23/2016	<0.001	
5/19/2016	<0.001	
7/21/2016	0.00062 (J)	
9/14/2016	<0.001	
11/10/2016	<0.001	
1/17/2017	<0.001	
3/16/2017	<0.001	
4/27/2017	<0.001	
8/2/2017	<0.001	
1/22/2018	0.00068 (J)	
6/19/2018	0.0011 (J)	
1/17/2019	<0.001	
6/24/2019	0.00032 (J)	
9/10/2019	<0.001	
3/10/2020	<0.001	
9/9/2020	<0.001	
3/15/2021	<0.001	
8/18/2021	<0.001	
3/1/2022		<0.001
8/9/2022		<0.001
2/14/2023		<0.001
8/9/2023		<0.001

ND substitution: RL or RL/2 if <15% NDs.

Mann-Whitney (Wilcoxon Rank Sum)

Constituent: Arsenic (mg/L) Analysis Run 8/13/2024 10:27 AM View: Appendix I Mann-Whitney

Plant Wansley Client: Southern Company Data: Wansley Landfill

	GWC-11	GWC-11
9/13/2011	<0.001	
10/28/2011	<0.001	
12/4/2011	<0.001	
2/9/2012	<0.001	
7/18/2012	<0.001	
1/8/2013	<0.001	
7/9/2013	<0.001	
1/15/2014	<0.001	
6/25/2014	<0.001	
1/21/2015	<0.001	
7/28/2015	<0.001	
1/26/2016	<0.001	
3/29/2016	0.00165 (J)	
5/25/2016	0.00191 (J)	
7/25/2016	0.0016	
9/19/2016	0.0021	
11/16/2016	0.0012 (J)	
1/31/2017	0.001 (J)	
3/23/2017	0.00076 (J)	
5/2/2017	0.0012 (J)	
8/7/2017	0.0018	
1/24/2018	0.0011 (J)	
6/20/2018	0.002	
1/24/2019	0.00065 (J)	
6/26/2019	0.0015	
9/16/2019	0.0018	
3/16/2020	0.0009 (J)	
9/10/2020	0.0014	
3/17/2021	0.0012	
8/23/2021	0.0014	
3/7/2022		0.00088 (J)
8/15/2022		0.0013
2/21/2023		<0.001
8/14/2023		0.0013

ND substitution: RL or RL/2 if <15% NDs.

Mann-Whitney (Wilcoxon Rank Sum)

Constituent: Arsenic (mg/L) Analysis Run 8/13/2024 10:27 AM View: Appendix I Mann-Whitney

Plant Wansley Client: Southern Company Data: Wansley Landfill

	GWC-12	GWC-12
9/13/2011	<0.001	
10/28/2011	<0.001	
12/4/2011	<0.001	
1/24/2012	<0.001	
7/11/2012	<0.001	
1/8/2013	<0.001	
7/10/2013	<0.001	
1/21/2014	<0.001	
7/1/2014	<0.001	
1/21/2015	<0.001	
7/28/2015	<0.001	
1/26/2016	<0.001	
3/29/2016	<0.001	
5/25/2016	<0.001	
7/22/2016	0.00047 (J)	
9/15/2016	<0.001	
11/16/2016	<0.001	
1/31/2017	<0.001	
3/23/2017	<0.001	
5/3/2017	0.0024 (O)	
8/7/2017	<0.001	
1/24/2018	<0.001	
6/26/2018	<0.001	
1/25/2019	<0.001	
6/26/2019	<0.001	
9/11/2019	0.00036 (J)	
3/18/2020	0.00061 (J)	
9/10/2020	<0.001	
3/16/2021	0.00041 (J)	
8/19/2021	<0.001	
3/7/2022		0.0005 (J)
8/16/2022		<0.001
2/15/2023		<0.001
8/14/2023		<0.001

ND substitution: RL or RL/2 if <15% NDs.

Mann-Whitney (Wilcoxon Rank Sum)

Constituent: Arsenic (mg/L) Analysis Run 8/13/2024 10:27 AM View: Appendix I Mann-Whitney

Plant Wansley Client: Southern Company Data: Wansley Landfill

	GWC-13	GWC-13
9/13/2011	<0.001	
10/28/2011	<0.001	
12/4/2011	<0.001	
1/24/2012	<0.001	
7/11/2012	<0.001	
1/8/2013	<0.001	
7/10/2013	<0.001	
1/21/2014	<0.001	
7/1/2014	<0.001	
1/21/2015	<0.001	
7/28/2015	<0.001	
1/27/2016	<0.001	
3/29/2016	<0.001	
5/25/2016	<0.001	
7/26/2016	<0.001	
9/15/2016	<0.001	
11/17/2016	<0.001	
1/31/2017	<0.001	
3/23/2017	0.00067 (J)	
5/3/2017	<0.001	
8/4/2017	<0.001	
1/25/2018	<0.001	
6/20/2018	0.0012 (J)	
1/22/2019	<0.001	
6/25/2019	<0.001	
9/12/2019	<0.001	
3/12/2020	<0.001	
9/10/2020	<0.001	
3/17/2021	<0.001	
8/23/2021	<0.001	
3/8/2022		<0.001
8/15/2022		<0.001
2/21/2023		<0.001
8/16/2023		<0.001

ND substitution: RL or RL/2 if <15% NDs.

Mann-Whitney (Wilcoxon Rank Sum)

Constituent: Arsenic (mg/L) Analysis Run 8/13/2024 10:27 AM View: Appendix I Mann-Whitney

Plant Wansley Client: Southern Company Data: Wansley Landfill

	GWC-14	GWC-14
9/13/2011	<0.001	
10/27/2011	<0.001	
12/3/2011	<0.001	
1/24/2012	<0.001	
7/11/2012	<0.001	
1/8/2013	<0.001	
7/10/2013	<0.001	
1/21/2014	<0.001	
7/1/2014	<0.001	
1/14/2015	<0.001	
7/22/2015	<0.001	
1/27/2016	<0.001	
3/30/2016	<0.001	
5/25/2016	<0.001	
7/26/2016	0.00096 (J)	
9/15/2016	<0.001	
11/17/2016	<0.001	
2/1/2017	<0.001	
3/23/2017	<0.001	
5/3/2017	<0.001	
8/7/2017	<0.001	
1/25/2018	<0.001	
6/20/2018	<0.001	
1/22/2019	0.00041 (J)	
6/25/2019	0.00048 (J)	
9/12/2019	<0.001	
3/17/2020	0.00031 (J)	
9/10/2020	<0.001	
3/17/2021	<0.001	
8/23/2021	<0.001	
3/7/2022		<0.001
8/16/2022		<0.001
2/17/2023		<0.001
8/14/2023		0.00088 (J)

ND substitution: RL or RL/2 if <15% NDs.

Mann-Whitney (Wilcoxon Rank Sum)

Constituent: Arsenic (mg/L) Analysis Run 8/13/2024 10:27 AM View: Appendix I Mann-Whitney

Plant Wansley Client: Southern Company Data: Wansley Landfill

	GWC-16	GWC-16
8/30/2011	<0.001	
10/26/2011	<0.001	
12/3/2011	<0.001	
1/25/2012	<0.001	
7/11/2012	<0.001	
1/8/2013	<0.001	
7/2/2013	<0.001	
1/14/2014	<0.001	
6/25/2014	<0.001	
1/13/2015	<0.001	
7/22/2015	<0.001	
1/27/2016	<0.001	
3/30/2016	<0.001	
5/25/2016	<0.001	
7/27/2016	<0.001	
9/16/2016	<0.001	
11/17/2016	<0.001	
2/1/2017	<0.001	
3/24/2017	<0.001	
5/3/2017	<0.001	
8/7/2017	<0.001	
1/25/2018	<0.001	
6/20/2018	0.00084 (J)	
1/25/2019	<0.001	
6/25/2019	<0.001	
9/11/2019	<0.001	
3/17/2020	<0.001	
9/11/2020	<0.001	
3/17/2021	<0.001	
8/20/2021	<0.001	
3/8/2022		<0.001
8/16/2022		<0.001
2/20/2023		<0.001
8/14/2023		<0.001

ND substitution: RL or RL/2 if <15% NDs.

Mann-Whitney (Wilcoxon Rank Sum)

Constituent: Arsenic (mg/L) Analysis Run 8/13/2024 10:27 AM View: Appendix I Mann-Whitney

Plant Wansley Client: Southern Company Data: Wansley Landfill

	GWC-17	GWC-17
8/30/2011	<0.001	
10/26/2011	<0.001	
12/3/2011	<0.001	
1/25/2012	<0.001	
7/11/2012	<0.001	
1/8/2013	<0.001	
7/16/2013	<0.001	
1/14/2014	<0.001	
6/25/2014	<0.001	
1/14/2015	<0.001	
7/28/2015	<0.001	
1/27/2016	<0.001	
3/30/2016	<0.001	
5/25/2016	<0.001	
7/27/2016	<0.001	
9/19/2016	<0.001	
11/17/2016	<0.001	
2/1/2017	<0.001	
3/24/2017	<0.001	
5/3/2017	<0.001	
8/7/2017	<0.001	
1/25/2018	<0.001	
6/26/2018	<0.001	
1/24/2019	<0.001	
6/25/2019	0.00038 (J)	
9/11/2019	<0.001	
3/17/2020	<0.001	
9/14/2020	<0.001	
3/16/2021	<0.001	
8/20/2021	<0.001	
3/8/2022		<0.001
8/11/2022		<0.001
2/20/2023		<0.001
8/10/2023		<0.001

ND substitution: RL or RL/2 if <15% NDs.

Mann-Whitney (Wilcoxon Rank Sum)

Constituent: Arsenic (mg/L) Analysis Run 8/13/2024 10:27 AM View: Appendix I Mann-Whitney

Plant Wansley Client: Southern Company Data: Wansley Landfill

	GWC-18	GWC-18
8/30/2011	<0.001	
10/26/2011	<0.001	
12/3/2011	<0.001	
2/9/2012	<0.001	
7/11/2012	<0.001	
1/8/2013	<0.001	
7/16/2013	<0.001	
1/14/2014	<0.001	
6/24/2014	<0.001	
1/13/2015	<0.001	
7/23/2015	<0.001	
1/27/2016	<0.001	
3/30/2016	<0.001	
5/26/2016	<0.001	
7/25/2016	0.00056 (J)	
9/19/2016	<0.001	
11/17/2016	<0.001	
2/1/2017	<0.001	
3/24/2017	<0.001	
5/3/2017	<0.001	
8/7/2017	<0.001	
1/25/2018	<0.001	
6/21/2018	0.001 (J)	
1/28/2019	<0.001	
6/27/2019	<0.001	
9/11/2019	<0.001	
3/17/2020	<0.001	
9/14/2020	<0.001	
3/16/2021	<0.001	
8/24/2021	<0.001	
3/8/2022		<0.001
8/11/2022		<0.001
2/20/2023		<0.001
8/9/2023		<0.001

ND substitution: RL or RL/2 if <15% NDs.

Mann-Whitney (Wilcoxon Rank Sum)

Constituent: Arsenic (mg/L) Analysis Run 8/13/2024 10:27 AM View: Appendix I Mann-Whitney

Plant Wansley Client: Southern Company Data: Wansley Landfill

	GWC-19	GWC-19
8/30/2011	<0.001	
10/26/2011	<0.001	
12/3/2011	<0.001	
2/8/2012	<0.001	
7/11/2012	<0.001	
1/8/2013	<0.001	
7/16/2013	<0.001	
1/21/2014	<0.001	
6/24/2014	<0.001	
1/13/2015	<0.001	
7/23/2015	<0.001	
1/27/2016	<0.001	
3/30/2016	<0.001	
5/26/2016	<0.001	
7/25/2016	<0.001	
9/19/2016	<0.001	
11/17/2016	<0.001	
2/2/2017	<0.001	
3/24/2017	<0.001	
5/3/2017	<0.001	
8/7/2017	<0.001	
1/25/2018	<0.001	
6/21/2018	0.0013	
1/28/2019	<0.001	
6/26/2019	<0.001	
9/12/2019	<0.001	
3/18/2020	<0.001	
9/15/2020	<0.001	
3/17/2021	0.00031 (J)	
8/24/2021	<0.001	
3/8/2022		<0.001
8/11/2022		<0.001
2/21/2023		<0.001
8/9/2023		<0.001

ND substitution: RL or RL/2 if <15% NDs.

Mann-Whitney (Wilcoxon Rank Sum)

Constituent: Arsenic (mg/L) Analysis Run 8/13/2024 10:27 AM View: Appendix I Mann-Whitney

Plant Wansley Client: Southern Company Data: Wansley Landfill

	GWC-20	GWC-20
8/31/2011	<0.001	
10/27/2011	<0.001	
12/4/2011	<0.001	
2/8/2012	<0.001	
7/11/2012	<0.001	
1/8/2013	<0.001	
7/16/2013	<0.001	
1/21/2014	<0.001	
6/24/2014	<0.001	
1/13/2015	<0.001	
7/23/2015	<0.001	
1/27/2016	<0.001	
3/30/2016	<0.001	
5/26/2016	<0.001	
7/25/2016	<0.001	
9/20/2016	<0.001	
11/17/2016	<0.001	
2/2/2017	<0.001	
3/28/2017	<0.001	
5/4/2017	<0.001	
8/7/2017	<0.001	
1/26/2018	<0.001	
6/21/2018	0.00049 (J)	
1/28/2019	<0.001	
6/25/2019	<0.001	
9/11/2019	<0.001	
3/18/2020	<0.001	
9/15/2020	<0.001	
3/16/2021	0.00039 (J)	
8/24/2021	<0.001	
3/7/2022		<0.001
8/16/2022		<0.001
2/22/2023		<0.001
8/9/2023		<0.001

ND substitution: RL or RL/2 if <15% NDs.

Mann-Whitney (Wilcoxon Rank Sum)

Constituent: Arsenic (mg/L) Analysis Run 8/13/2024 10:27 AM View: Appendix I Mann-Whitney

Plant Wansley Client: Southern Company Data: Wansley Landfill

	GWC-21	GWC-21
8/31/2011	<0.001	
10/27/2011	<0.001	
12/4/2011	<0.001	
2/8/2012	<0.001	
7/17/2012	<0.001	
1/9/2013	<0.001	
7/16/2013	<0.001	
1/21/2014	<0.001	
6/24/2014	<0.001	
1/13/2015	<0.001	
7/23/2015	<0.001	
1/26/2016	<0.001	
3/30/2016	<0.001	
5/26/2016	<0.001	
7/26/2016	<0.001	
9/20/2016	<0.001	
11/17/2016	<0.001	
2/2/2017	<0.001	
3/28/2017	<0.001	
5/4/2017	<0.001	
8/7/2017	<0.001	
1/26/2018	<0.001	
6/20/2018	<0.001	
1/24/2019	<0.001	
6/25/2019	0.00037 (J)	
9/11/2019	0.00047 (J)	
3/18/2020	<0.001	
9/15/2020	<0.001	
3/16/2021	<0.001	
8/19/2021	<0.001	
3/7/2022		<0.001
8/16/2022		<0.001
2/21/2023		<0.001
8/9/2023		<0.001

ND substitution: RL or RL/2 if <15% NDs.

Mann-Whitney (Wilcoxon Rank Sum)

Constituent: Arsenic (mg/L) Analysis Run 8/13/2024 10:27 AM View: Appendix I Mann-Whitney

Plant Wansley Client: Southern Company Data: Wansley Landfill

	GWC-22	GWC-22
9/15/2011	<0.001	
10/29/2011	<0.001	
12/13/2011	<0.001	
1/25/2012	<0.001	
7/18/2012	<0.001	
1/22/2013	<0.001	
7/16/2013	<0.001	
1/21/2014	<0.001	
6/25/2014	<0.001	
1/14/2015	<0.001	
7/23/2015	<0.001	
1/26/2016	<0.001	
3/31/2016	<0.001	
5/26/2016	<0.001	
7/26/2016	<0.001	
9/20/2016	<0.001	
11/17/2016	<0.001	
2/3/2017	<0.001	
3/28/2017	<0.001	
5/3/2017	<0.001	
8/8/2017	<0.001	
1/25/2018	<0.001	
6/20/2018	0.00073 (J)	
1/24/2019	<0.001	
6/25/2019	<0.001	
9/10/2019	<0.001	
3/18/2020	0.00058 (J)	
9/10/2020	<0.001	
3/15/2021	<0.001	
8/19/2021	<0.001	
3/8/2022		<0.001
8/17/2022		<0.001
2/14/2023		<0.001
8/14/2023		<0.001

ND substitution: RL or RL/2 if <15% NDs.

Mann-Whitney (Wilcoxon Rank Sum)

Constituent: Arsenic (mg/L) Analysis Run 8/13/2024 10:27 AM View: Appendix I Mann-Whitney

Plant Wansley Client: Southern Company Data: Wansley Landfill

	GWC-23	GWC-23
9/16/2011	<0.001	
10/29/2011	<0.001	
12/13/2011	<0.001	
1/31/2012	<0.001	
7/18/2012	<0.001	
1/22/2013	<0.001	
7/23/2013	<0.001	
1/22/2014	<0.001	
7/1/2014	<0.001	
1/22/2015	<0.001	
7/29/2015	<0.001	
1/21/2016	<0.001	
3/29/2016	<0.001	
5/25/2016	<0.001	
7/27/2016	<0.001	
9/20/2016	<0.001	
11/18/2016	<0.001	
2/3/2017	<0.001	
3/28/2017	<0.001	
5/4/2017	<0.001	
8/8/2017	<0.001	
1/25/2018	<0.001	
6/20/2018	0.00086 (J)	
1/25/2019	<0.001	
6/26/2019	<0.001	
9/12/2019	<0.001	
3/18/2020	<0.001	
9/10/2020	<0.001	
3/18/2021	0.00038 (J)	
8/23/2021	<0.001	
3/9/2022		<0.001
8/16/2022		<0.001
2/21/2023		<0.001
8/15/2023		<0.001

ND substitution: RL or RL/2 if <15% NDs.

Mann-Whitney (Wilcoxon Rank Sum)

Constituent: Arsenic (mg/L) Analysis Run 8/13/2024 10:27 AM View: Appendix I Mann-Whitney

Plant Wansley Client: Southern Company Data: Wansley Landfill

	GWC-24	GWC-24
7/8/2014	<0.001	
7/31/2015	<0.001	
1/20/2016	<0.001	
3/30/2016	<0.001	
5/25/2016	<0.001	
7/27/2016	<0.001	
9/16/2016	<0.001	
11/18/2016	0.00055 (J)	
2/3/2017	<0.001	
3/29/2017	<0.001	
5/4/2017	<0.001	
8/8/2017	<0.001	
1/25/2018	<0.001	
6/27/2018	<0.001	
1/31/2019	<0.001	
6/26/2019	<0.001	
9/11/2019	<0.001	
3/12/2020	<0.001	
9/15/2020	<0.001	
3/18/2021	<0.001	
8/19/2021	<0.001	
3/10/2022		<0.001
8/18/2022		<0.001
2/16/2023		<0.001
8/16/2023		<0.001

ND substitution: RL or RL/2 if <15% NDs.

Mann-Whitney (Wilcoxon Rank Sum)

Constituent: Arsenic (mg/L) Analysis Run 8/13/2024 10:27 AM View: Appendix I Mann-Whitney

Plant Wansley Client: Southern Company Data: Wansley Landfill

	GWC-25	GWC-25
9/17/2011	<0.001	
10/31/2011	<0.001	
12/14/2011	<0.001	
2/7/2012	<0.001	
7/17/2012	<0.001	
7/24/2013	<0.001	
1/23/2014	<0.001	
7/8/2014	<0.001	
1/21/2015	<0.001	
7/30/2015	<0.001	
1/21/2016	<0.001	
3/28/2016	<0.001	
5/25/2016	<0.001	
7/27/2016	<0.001	
9/19/2016	<0.001	
11/15/2016	<0.001	
1/24/2017	0.00061 (J)	
3/23/2017	<0.001	
5/2/2017	0.00085 (J)	
8/3/2017	<0.001	
1/25/2018	<0.001	
6/27/2018	<0.001	
1/24/2019	<0.001	
6/25/2019	<0.001	
9/11/2019	0.00041 (J)	
3/12/2020	<0.001	
9/14/2020	<0.001	
3/17/2021	<0.001	
8/19/2021	<0.001	
3/8/2022		<0.001
8/10/2022		<0.001
2/21/2023		<0.001
8/15/2023		<0.001

ND substitution: RL or RL/2 if <15% NDs.

Mann-Whitney (Wilcoxon Rank Sum)

Constituent: Arsenic (mg/L) Analysis Run 8/13/2024 10:27 AM View: Appendix I Mann-Whitney

Plant Wansley Client: Southern Company Data: Wansley Landfill

	GWC-26	GWC-26
9/17/2011	<0.001	
10/29/2011	<0.001	
12/14/2011	<0.001	
2/7/2012	<0.001	
7/17/2012	<0.001	
1/24/2013	<0.001	
7/24/2013	<0.001	
1/23/2014	<0.001	
7/8/2014	<0.001	
1/21/2015	<0.001	
7/31/2015	<0.001	
1/25/2016	<0.001	
3/24/2016	<0.001	
5/25/2016	<0.001	
7/26/2016	<0.001	
9/19/2016	<0.001	
11/14/2016	<0.001	
1/19/2017	<0.001	
3/16/2017	<0.001	
5/1/2017	<0.001	
8/3/2017	<0.001	
1/22/2018	0.00054 (J)	
6/27/2018	<0.001	
1/24/2019	<0.001	
6/25/2019	<0.001	
9/12/2019	<0.001	
3/13/2020	<0.001	
9/15/2020	<0.001	
3/17/2021	<0.001	
8/19/2021	<0.001	
3/9/2022		<0.001
8/10/2022		<0.001
2/21/2023		<0.001
8/16/2023		<0.001

ND substitution: RL or RL/2 if <15% NDs.

Mann-Whitney (Wilcoxon Rank Sum)

Constituent: Arsenic (mg/L) Analysis Run 8/13/2024 10:27 AM View: Appendix I Mann-Whitney

Plant Wansley Client: Southern Company Data: Wansley Landfill

	GWC-31	GWC-31
9/17/2011	<0.001	
10/31/2011	<0.001	
2/7/2012	<0.001	
1/23/2013	<0.001	
1/23/2014	<0.001	
7/1/2014	<0.001	
1/21/2015	<0.001	
1/25/2016	<0.001	
3/30/2016	<0.001	
5/25/2016	<0.001	
7/27/2016	0.00055 (J)	
1/25/2017	<0.001	
3/23/2017	<0.001	
5/2/2017	<0.001	
7/19/2017	0.00055 (J)	
8/4/2017	<0.001	
1/23/2018	0.0012 (J)	
6/27/2018	<0.001	
1/31/2019	<0.001	
6/26/2019	<0.001	
9/11/2019	0.00032 (J)	
3/17/2020	<0.001	
9/11/2020	<0.001	
3/16/2021	<0.001	
8/25/2021	<0.001	
3/10/2022		<0.001
8/16/2022		<0.001
2/22/2023		<0.001
8/16/2023		<0.001

ND substitution: RL or RL/2 if <15% NDs.

Mann-Whitney (Wilcoxon Rank Sum)

Constituent: Arsenic (mg/L) Analysis Run 8/13/2024 10:27 AM View: Appendix I Mann-Whitney

Plant Wansley Client: Southern Company Data: Wansley Landfill

	GWC-32	GWC-32
9/15/2011	<0.001	
10/31/2011	<0.001	
12/13/2011	<0.001	
2/1/2012	<0.001	
7/17/2012	<0.001	
1/23/2013	<0.001	
7/24/2013	<0.001	
1/23/2014	<0.001	
7/1/2014	<0.001	
1/20/2015	<0.001	
7/30/2015	<0.001	
1/25/2016	<0.001	
3/23/2016	<0.001	
5/24/2016	<0.001	
7/22/2016	<0.001	
9/16/2016	<0.001	
11/15/2016	<0.001	
1/26/2017	<0.001	
3/24/2017	<0.001	
5/2/2017	<0.001	
8/3/2017	<0.001	
1/23/2018	0.00078 (J)	
6/26/2018	<0.001	
1/30/2019	<0.001	
6/27/2019	<0.001	
9/12/2019	0.00034 (J)	
3/18/2020	<0.001	
9/15/2020	<0.001	
3/17/2021	<0.001	
8/24/2021	<0.001	
3/9/2022		<0.001
8/10/2022		<0.001
2/15/2023		<0.001
8/15/2023		<0.001

ND substitution: RL or RL/2 if <15% NDs.

Mann-Whitney (Wilcoxon Rank Sum)

Constituent: Arsenic (mg/L) Analysis Run 8/13/2024 10:27 AM View: Appendix I Mann-Whitney

Plant Wansley Client: Southern Company Data: Wansley Landfill

	GWC-33	GWC-33
9/16/2011	<0.001	
10/30/2011	<0.001	
12/13/2011	<0.001	
2/1/2012	<0.001	
7/17/2012	<0.001	
1/23/2013	<0.001	
7/17/2013	<0.001	
1/23/2014	<0.001	
1/20/2015	<0.001	
7/29/2015	<0.001	
1/25/2016	<0.001	
3/23/2016	<0.001	
5/24/2016	<0.001	
7/22/2016	<0.001	
9/16/2016	<0.001	
11/17/2016	<0.001	
1/25/2017	<0.001	
3/23/2017	<0.001	
5/1/2017	<0.001	
8/4/2017	<0.001	
1/23/2018	0.0013	
6/26/2018	<0.001	
1/30/2019	<0.001	
6/26/2019	<0.001	
9/12/2019	<0.001	
3/12/2020	<0.001	
9/16/2020	<0.001	
3/18/2021	<0.001	
8/24/2021	<0.001	
3/9/2022		<0.001
8/15/2022		<0.001
2/20/2023		<0.001
8/15/2023		<0.001

ND substitution: RL or RL/2 if <15% NDs.

Mann-Whitney (Wilcoxon Rank Sum)

Constituent: Arsenic (mg/L) Analysis Run 8/13/2024 10:27 AM View: Appendix I Mann-Whitney

Plant Wansley Client: Southern Company Data: Wansley Landfill

	GWC-34	GWC-34
9/16/2011	<0.001	
10/31/2011	<0.001	
12/12/2011	<0.001	
2/1/2012	<0.001	
7/16/2012	<0.001	
1/22/2013	<0.001	
7/17/2013	<0.001	
1/23/2014	<0.001	
6/25/2014	<0.001	
1/14/2015	<0.001	
7/29/2015	<0.001	
1/21/2016	<0.001	
3/24/2016	<0.001	
5/23/2016	<0.001	
7/21/2016	<0.001	
9/15/2016	<0.001	
11/15/2016	<0.001	
1/25/2017	<0.001	
3/22/2017	<0.001	
5/1/2017	<0.001	
8/3/2017	<0.001	
1/23/2018	0.0012 (J)	
6/20/2018	0.001 (J)	
1/28/2019	<0.001	
6/26/2019	<0.001	
9/11/2019	<0.001	
3/11/2020	<0.001	
9/11/2020	<0.001	
3/16/2021	<0.001	
8/24/2021	<0.001	
3/2/2022		<0.001
8/10/2022		<0.001
2/20/2023		<0.001
8/16/2023		<0.001

ND substitution: RL or RL/2 if <15% NDs.

Mann-Whitney (Wilcoxon Rank Sum)

Constituent: Arsenic (mg/L) Analysis Run 8/13/2024 10:27 AM View: Appendix I Mann-Whitney

Plant Wansley Client: Southern Company Data: Wansley Landfill

	GWC-35	GWC-35
9/16/2011	<0.001	
10/31/2011	<0.001	
12/12/2011	<0.001	
2/1/2012	<0.001	
7/16/2012	<0.001	
1/22/2013	<0.001	
7/2/2013	<0.001	
1/21/2014	<0.001	
6/25/2014	<0.001	
1/14/2015	<0.001	
7/28/2015	<0.001	
1/21/2016	<0.001	
3/24/2016	<0.001	
5/23/2016	<0.001	
7/21/2016	<0.001	
9/15/2016	<0.001	
11/15/2016	<0.001	
1/26/2017	<0.001	
3/22/2017	<0.001	
5/2/2017	<0.001	
8/3/2017	<0.001	
1/23/2018	0.001 (J)	
6/19/2018	<0.001	
1/21/2019	<0.001	
6/26/2019	<0.001	
9/12/2019	<0.001	
3/11/2020	<0.001	
9/11/2020	<0.001	
3/16/2021	<0.001	
8/18/2021	<0.001	
3/2/2022		<0.001
8/15/2022		<0.001
2/20/2023		<0.001
8/16/2023		<0.001

ND substitution: RL or RL/2 if <15% NDs.

Mann-Whitney (Wilcoxon Rank Sum)

Constituent: Arsenic (mg/L) Analysis Run 8/13/2024 10:27 AM View: Appendix I Mann-Whitney

Plant Wansley Client: Southern Company Data: Wansley Landfill

	GWC-5	GWC-5
8/31/2011	<0.001	
10/27/2011	<0.001	
12/5/2011	<0.001	
1/25/2012	<0.001	
7/18/2012	<0.001	
1/9/2013	<0.001	
7/17/2013	<0.001	
1/15/2014	<0.001	
6/25/2014	<0.001	
1/13/2015	<0.001	
7/24/2015	<0.001	
1/20/2016	<0.001	
3/28/2016	<0.001	
5/23/2016	<0.001	
7/21/2016	<0.001	
9/15/2016	<0.001	
11/15/2016	<0.001	
1/26/2017	<0.001	
3/22/2017	<0.001	
5/2/2017	<0.001	
8/3/2017	<0.001	
1/23/2018	0.0014	
6/25/2018	<0.001	
1/30/2019	<0.001	
6/26/2019	<0.001	
9/12/2019	<0.001	
3/16/2020	<0.001	
9/9/2020	<0.001	
3/17/2021	<0.001	
8/19/2021	<0.001	
3/2/2022		<0.001
8/11/2022		<0.001
2/20/2023		<0.001
8/14/2023		<0.001

ND substitution: RL or RL/2 if <15% NDs.

Mann-Whitney (Wilcoxon Rank Sum)

Constituent: Arsenic (mg/L) Analysis Run 8/13/2024 10:27 AM View: Appendix I Mann-Whitney

Plant Wansley Client: Southern Company Data: Wansley Landfill

	GWC-6	GWC-6
8/31/2011	<0.001	
10/30/2011	<0.001	
12/5/2011	<0.001	
1/25/2012	<0.001	
7/24/2012	<0.001	
1/8/2013	<0.001	
7/9/2013	<0.001	
1/15/2014	<0.001	
6/25/2014	<0.001	
1/20/2015	<0.001	
7/24/2015	<0.001	
1/20/2016	<0.001	
3/28/2016	<0.001	
5/24/2016	<0.001	
7/21/2016	<0.001	
9/15/2016	<0.001	
11/16/2016	<0.001	
1/26/2017	<0.001	
3/22/2017	<0.001	
5/2/2017	<0.001	
8/3/2017	<0.001	
1/23/2018	0.00075 (J)	
6/25/2018	<0.001	
1/30/2019	<0.001	
6/26/2019	<0.001	
9/12/2019	<0.001	
3/16/2020	<0.001	
9/11/2020	<0.001	
3/17/2021	<0.001	
8/18/2021	<0.001	
3/2/2022		<0.001
8/11/2022		<0.001
2/20/2023		<0.001
8/14/2023		<0.001

ND substitution: RL or RL/2 if <15% NDs.

Mann-Whitney (Wilcoxon Rank Sum)

Constituent: Arsenic (mg/L) Analysis Run 8/13/2024 10:27 AM View: Appendix I Mann-Whitney

Plant Wansley Client: Southern Company Data: Wansley Landfill

	GWC-7	GWC-7
9/7/2011	<0.001	
10/30/2011	<0.001	
12/5/2011	<0.001	
1/25/2012	<0.001	
7/18/2012	<0.001	
1/7/2013	<0.001	
7/9/2013	<0.001	
1/14/2014	<0.001	
6/24/2014	<0.001	
1/20/2015	<0.001	
7/27/2015	<0.001	
1/26/2016	<0.001	
3/29/2016	<0.001	
5/24/2016	<0.001	
7/22/2016	0.00049 (J)	
9/15/2016	<0.001	
11/16/2016	<0.001	
1/26/2017	<0.001	
3/22/2017	<0.001	
5/2/2017	<0.001	
8/4/2017	<0.001	
1/23/2018	0.0012 (J)	
6/25/2018	<0.001	
1/21/2019	<0.001	
6/25/2019	0.00035 (J)	
9/10/2019	<0.001	
3/12/2020	<0.001	
9/14/2020	<0.001	
3/16/2021	<0.001	
8/19/2021	<0.001	
3/2/2022		<0.001
8/11/2022		<0.001
2/21/2023		<0.001
8/9/2023		<0.001

ND substitution: RL or RL/2 if <15% NDs.

Mann-Whitney (Wilcoxon Rank Sum)

Constituent: Arsenic (mg/L) Analysis Run 8/13/2024 10:27 AM View: Appendix I Mann-Whitney

Plant Wansley Client: Southern Company Data: Wansley Landfill

	GWC-8	GWC-8
9/7/2011	<0.001	
10/30/2011	<0.001	
12/5/2011	<0.001	
1/19/2012	<0.001	
7/18/2012	<0.001	
1/7/2013	<0.001	
7/9/2013	<0.001	
1/14/2014	<0.001	
6/24/2014	<0.001	
1/20/2015	<0.001	
7/27/2015	<0.001	
1/26/2016	<0.001	
3/29/2016	<0.001	
5/24/2016	<0.001	
7/26/2016	<0.001	
9/19/2016	<0.001	
11/16/2016	<0.001	
1/26/2017	<0.001	
3/23/2017	<0.001	
5/3/2017	<0.001	
8/7/2017	<0.001	
1/24/2018	<0.001	
6/21/2018	0.00052 (J)	
1/22/2019	<0.001	
6/25/2019	0.00045 (J)	
9/10/2019	0.00043 (J)	
3/12/2020	0.00049 (J)	
9/14/2020	<0.001	
3/16/2021	<0.001	
8/20/2021	<0.001	
3/2/2022		<0.001
8/11/2022		<0.001
2/15/2023		<0.001
8/9/2023		<0.001

ND substitution: RL or RL/2 if <15% NDs.

Mann-Whitney (Wilcoxon Rank Sum)

Constituent: Arsenic (mg/L) Analysis Run 8/13/2024 10:27 AM View: Appendix I Mann-Whitney

Plant Wansley Client: Southern Company Data: Wansley Landfill

	GWC-9	GWC-9
9/7/2011	<0.001	
10/30/2011	<0.001	
12/4/2011	<0.001	
1/19/2012	<0.001	
7/18/2012	<0.001	
1/8/2013	<0.001	
7/9/2013	<0.001	
1/14/2014	<0.001	
6/24/2014	<0.001	
1/20/2015	<0.001	
7/27/2015	<0.001	
1/26/2016	<0.001	
3/29/2016	<0.001	
5/24/2016	<0.001	
7/25/2016	0.00046 (J)	
9/19/2016	<0.001	
11/16/2016	<0.001	
1/31/2017	0.0011 (J)	
3/23/2017	0.00076 (J)	
5/2/2017	<0.001	
8/7/2017	0.00052 (J)	
1/24/2018	<0.001	
6/21/2018	0.00095 (J)	
1/22/2019	0.00059 (J)	
6/25/2019	0.00086 (J)	
9/16/2019	0.00069 (J)	
3/16/2020	0.00065 (J)	
9/11/2020	0.0008 (J)	
3/16/2021	<0.001	
8/25/2021	0.00045 (J)	
3/9/2022		<0.001
8/16/2022		0.00092 (J)
2/15/2023		<0.001
8/9/2023		<0.001

ND substitution: RL or RL/2 if <15% NDs.

Mann-Whitney (Wilcoxon Rank Sum)

Constituent: Barium (mg/L) Analysis Run 8/13/2024 10:27 AM View: Appendix I Mann-Whitney

Plant Wansley Client: Southern Company Data: Wansley Landfill

	GWA-1	GWA-1
9/16/2011	0.013	
10/27/2011	0.012	
12/13/2011	0.012	
1/31/2012	0.011	
7/18/2012	0.012	
1/24/2013	0.012	
7/17/2013	0.0097	
1/21/2014	0.0096	
6/25/2014	0.0094	
1/14/2015	0.0095	
7/21/2015	0.0099	
1/21/2016	0.011	
3/23/2016	0.00968 (J)	
5/20/2016	0.0096 (J)	
7/21/2016	0.0087	
9/15/2016	0.0086	
11/11/2016	0.0095	
1/19/2017	0.0087	
3/16/2017	0.01	
4/28/2017	0.0091	
8/3/2017	0.0099	
1/19/2018	0.0089	
6/19/2018	0.012	
1/17/2019	0.01	
6/24/2019	0.0096 (J)	
9/9/2019	0.012	
3/10/2020	0.01	
9/9/2020	0.01	
3/15/2021	0.01	
8/16/2021	0.01	
2/28/2022		0.01
8/9/2022		0.012
2/14/2023		0.011
8/9/2023		0.011

Mann-Whitney (Wilcoxon Rank Sum)

Constituent: Barium (mg/L) Analysis Run 8/13/2024 10:27 AM View: Appendix I Mann-Whitney

Plant Wansley Client: Southern Company Data: Wansley Landfill

	GWA-2	GWA-2
9/17/2011	0.011	
10/27/2011	0.013	
12/14/2011	0.01	
2/7/2012	0.014	
7/23/2012	0.014	
1/23/2013	0.02	
7/24/2013	0.016	
1/22/2014	0.017	
7/1/2014	0.015	
1/22/2015	0.019	
7/22/2015	0.014	
1/20/2016	0.016	
3/23/2016	0.00773 (J)	
5/24/2016	0.00761 (J)	
7/26/2016	0.0078	
9/16/2016	0.017	
11/10/2016	0.016	
1/19/2017	0.02	
3/17/2017	0.016	
4/28/2017	0.016	
8/2/2017	0.014	
1/19/2018	0.014	
6/19/2018	0.015	
1/17/2019	0.01	
6/24/2019	0.011	
9/10/2019	0.015	
3/10/2020	0.01	
9/10/2020	0.012	
3/15/2021	0.011	
8/18/2021	0.014	
3/1/2022		0.012
8/9/2022		0.015
2/14/2023		0.011
8/9/2023		0.014

Mann-Whitney (Wilcoxon Rank Sum)

Constituent: Barium (mg/L) Analysis Run 8/13/2024 10:27 AM View: Appendix I Mann-Whitney

Plant Wansley Client: Southern Company Data: Wansley Landfill

	GWA-28	GWA-28
9/16/2011	0.0022	
10/28/2011	0.0016	
12/12/2011	0.0018	
1/25/2012	<0.01	
7/16/2012	0.0011	
1/24/2013	<0.01	
7/23/2013	<0.01	
1/22/2014	0.0013	
7/1/2014	0.0012 (J)	
1/21/2015	0.00042 (J)	
7/21/2015	0.00055 (J)	
1/22/2016	0.00037 (J)	
3/22/2016	<0.01	
5/23/2016	<0.01	
7/25/2016	0.001 (J)	
9/15/2016	0.00092 (J)	
11/9/2016	0.0016 (J)	
1/17/2017	<0.01	
3/16/2017	0.00055 (J)	
4/27/2017	<0.01	
8/1/2017	0.00059 (J)	
1/19/2018	<0.01	
6/19/2018	<0.01	
1/21/2019	0.00088	
6/25/2019	<0.01	
9/10/2019	0.0022 (J)	
3/10/2020	0.0018 (J)	
9/9/2020	<0.01	
3/15/2021	<0.01	
8/16/2021	<0.01	
3/1/2022		<0.01
8/9/2022		<0.01
2/14/2023		0.001 (J)
8/9/2023		0.01

ND substitution: RL or RL/2 if <15% NDs.

Mann-Whitney (Wilcoxon Rank Sum)

Constituent: Barium (mg/L) Analysis Run 8/13/2024 10:27 AM View: Appendix I Mann-Whitney

Plant Wansley Client: Southern Company Data: Wansley Landfill

	GWA-29	GWA-29
9/17/2011	0.0016	
10/28/2011	0.0015	
12/12/2011	0.0013	
1/31/2012	<0.01	
7/17/2012	0.0016	
1/24/2013	0.0013	
7/24/2013	0.0022	
1/22/2014	0.0012 (J)	
7/8/2014	0.0013 (D)	
1/21/2015	0.0015	
7/22/2015	0.0014	
1/19/2016	0.00092 (JD)	
3/22/2016	<0.01	
5/19/2016	0.00265 (J)	
7/21/2016	0.0038	
1/17/2017	0.0011 (J)	
4/27/2017	0.00097 (J)	
7/18/2017	0.0016 (J)	
8/1/2017	0.0011 (J)	
1/19/2018	0.00076 (J)	
6/19/2018	0.00078 (J)	
1/18/2019	0.0007 (J)	
6/25/2019	<0.01	
9/10/2019	0.0033 (J)	
3/10/2020	<0.01	
9/9/2020	<0.01	
3/15/2021	<0.01	
8/18/2021	<0.01	
3/2/2022		<0.01
8/9/2022		0.0011 (J)
2/13/2023		<0.01
8/8/2023		0.00089 (J)

ND substitution: RL or RL/2 if <15% NDs.

Mann-Whitney (Wilcoxon Rank Sum)

Constituent: Barium (mg/L) Analysis Run 8/13/2024 10:27 AM View: Appendix I Mann-Whitney

Plant Wansley Client: Southern Company Data: Wansley Landfill

	GWA-3	GWA-3
8/31/2011	0.1	
6/25/2014	0.048	
7/21/2015	0.036	
3/31/2016	0.027	
5/25/2016	0.027	
7/27/2016	0.029	
8/1/2017	0.03	
10/3/2017	0.038	
6/20/2018	0.029	
1/18/2019	0.033	
6/25/2019	0.082	
9/11/2019	0.094	
3/10/2020	0.079	
9/9/2020	0.088	
3/15/2021	0.1	
8/18/2021	0.092	
3/1/2022		0.078
8/9/2022		0.098
2/14/2023		0.075
8/8/2023		0.11

Mann-Whitney (Wilcoxon Rank Sum)

Constituent: Barium (mg/L) Analysis Run 8/13/2024 10:27 AM View: Appendix I Mann-Whitney

Plant Wansley Client: Southern Company Data: Wansley Landfill

	GWA-4	GWA-4
8/31/2011	0.092	
10/27/2011	0.061	
12/14/2011	0.1	
2/1/2012	0.087	
7/23/2012	0.13	
1/23/2013	0.11	
7/17/2013	0.087	
1/15/2014	0.081	
6/25/2014	0.081	
1/14/2015	0.13	
7/21/2015	0.11	
1/20/2016	0.086	
3/23/2016	0.112	
5/19/2016	0.11	
7/21/2016	0.14	
9/14/2016	0.15	
11/10/2016	0.17	
1/17/2017	0.18	
3/16/2017	0.15	
4/27/2017	0.13	
8/2/2017	0.15	
1/22/2018	0.15	
6/19/2018	0.13	
1/17/2019	0.12	
6/24/2019	0.12	
9/10/2019	0.16	
3/10/2020	0.14	
9/9/2020	0.12	
3/15/2021	0.13	
8/18/2021	0.12	
3/1/2022		0.12
8/9/2022		0.12
2/14/2023		0.12
8/9/2023		0.14

Mann-Whitney (Wilcoxon Rank Sum)

Constituent: Barium (mg/L) Analysis Run 8/13/2024 10:27 AM View: Appendix I Mann-Whitney

Plant Wansley Client: Southern Company Data: Wansley Landfill

	GWC-10	GWC-10
1/25/2016	0.014	
3/30/2016	0.0127	
5/25/2016	0.014	
7/27/2016	0.03	
9/16/2016	0.017	
11/17/2016	0.028	
2/1/2017	0.023	
3/24/2017	0.012	
5/3/2017	0.024	
8/8/2017	0.014	
1/25/2018	0.025	
6/21/2018	0.023	
1/31/2019	0.025	
6/26/2019	0.02	
9/17/2019	0.026	
3/17/2020	0.025	
9/10/2020	0.029	
3/18/2021	0.013	
8/20/2021	0.017	
3/8/2022		0.013
8/16/2022		0.011
2/15/2023		0.017
8/10/2023		0.017

Mann-Whitney (Wilcoxon Rank Sum)

Constituent: Barium (mg/L) Analysis Run 8/13/2024 10:27 AM View: Appendix I Mann-Whitney

Plant Wansley Client: Southern Company Data: Wansley Landfill

	GWC-11	GWC-11
9/13/2011	0.2	
10/28/2011	0.27	
12/4/2011	0.22	
2/9/2012	0.19	
7/18/2012	0.36	
1/8/2013	0.2	
7/9/2013	0.26	
1/15/2014	0.21	
6/25/2014	0.44	
1/21/2015	0.31	
7/28/2015	0.38	
1/26/2016	0.15	
3/29/2016	0.372	
5/25/2016	0.396	
7/25/2016	0.25	
9/19/2016	0.33	
11/16/2016	0.29	
1/31/2017	0.19	
3/23/2017	0.24	
5/2/2017	0.34	
8/7/2017	0.4	
1/24/2018	0.27	
6/20/2018	0.31	
1/24/2019	0.09	
6/26/2019	0.26	
9/16/2019	0.35	
3/16/2020	0.066	
9/10/2020	0.27	
3/17/2021	0.26	
8/23/2021	0.23	
3/7/2022		0.16
8/15/2022		0.22
2/21/2023		0.076
8/14/2023		0.19

Mann-Whitney (Wilcoxon Rank Sum)

Constituent: Barium (mg/L) Analysis Run 8/13/2024 10:27 AM View: Appendix I Mann-Whitney

Plant Wansley Client: Southern Company Data: Wansley Landfill

	GWC-12	GWC-12
9/13/2011	0.013	
10/28/2011	0.0092	
12/4/2011	0.0089	
1/24/2012	0.0099	
7/11/2012	0.0099	
1/8/2013	0.012	
7/10/2013	0.014	
1/21/2014	0.014	
7/1/2014	0.014	
1/21/2015	0.016	
7/28/2015	0.013	
1/26/2016	0.014	
3/29/2016	0.0179	
5/25/2016	0.0173	
7/22/2016	0.017	
9/15/2016	0.017	
11/16/2016	0.018	
1/31/2017	0.022	
3/23/2017	0.019	
5/3/2017	0.02	
8/7/2017	0.021	
1/24/2018	0.022	
6/26/2018	0.021	
1/25/2019	0.024	
6/26/2019	0.02	
9/11/2019	0.022	
3/18/2020	0.023	
9/10/2020	0.025	
3/16/2021	0.026	
8/19/2021	0.023	
3/7/2022		0.025
8/16/2022		0.025
2/15/2023		0.029
8/14/2023		0.025

Mann-Whitney (Wilcoxon Rank Sum)

Constituent: Barium (mg/L) Analysis Run 8/13/2024 10:27 AM View: Appendix I Mann-Whitney

Plant Wansley Client: Southern Company Data: Wansley Landfill

	GWC-13	GWC-13
9/13/2011	0.0043	
10/28/2011	0.0041	
12/4/2011	0.0037	
1/24/2012	0.0042	
7/11/2012	0.0038	
1/8/2013	0.0034	
7/10/2013	0.0035	
1/21/2014	0.0037	
7/1/2014	0.0035	
1/21/2015	0.0031	
7/28/2015	0.0039	
1/27/2016	0.0026	
3/29/2016	0.00337 (J)	
5/25/2016	0.0028 (J)	
7/26/2016	0.0023 (J)	
9/15/2016	0.0026	
11/17/2016	0.0027	
1/31/2017	0.0029	
3/23/2017	0.0032	
5/3/2017	0.0028	
8/4/2017	0.0032	
1/25/2018	0.0037	
6/20/2018	0.0035	
1/22/2019	0.0029	
6/25/2019	0.0069 (J)	
9/12/2019	0.0054 (J)	
3/12/2020	0.0026 (J)	
9/10/2020	0.0041 (J)	
3/17/2021	0.0039 (J)	
8/23/2021	0.0031 (J)	
3/8/2022		0.0034 (J)
8/15/2022		0.0042 (J)
2/21/2023		0.0033 (J)
8/16/2023		0.0041 (J)

Mann-Whitney (Wilcoxon Rank Sum)

Constituent: Barium (mg/L) Analysis Run 8/13/2024 10:27 AM View: Appendix I Mann-Whitney

Plant Wansley Client: Southern Company Data: Wansley Landfill

	GWC-14	GWC-14
9/13/2011	0.01	
10/27/2011	0.019	
12/3/2011	0.011	
1/24/2012	0.015	
7/11/2012	0.01	
1/8/2013	0.013	
7/10/2013	0.014	
1/21/2014	<0.0013	
7/1/2014	0.014	
1/14/2015	0.033	
7/22/2015	0.072	
1/27/2016	0.083	
3/30/2016	0.0943	
5/25/2016	0.117	
7/26/2016	0.11	
9/15/2016	0.16	
11/17/2016	0.27	
2/1/2017	0.088	
3/23/2017	0.11	
5/3/2017	0.1	
8/7/2017	0.23	
1/25/2018	0.1	
6/20/2018	0.25	
1/22/2019	0.15	
6/25/2019	0.16	
9/12/2019	0.32	
3/17/2020	0.23	
9/10/2020	0.24	
3/17/2021	0.26	
8/23/2021	0.17	
3/7/2022		0.23
8/16/2022		0.24
2/17/2023		0.17
8/14/2023		0.14

Mann-Whitney (Wilcoxon Rank Sum)

Constituent: Barium (mg/L) Analysis Run 8/13/2024 10:27 AM View: Appendix I Mann-Whitney

Plant Wansley Client: Southern Company Data: Wansley Landfill

	GWC-15	GWC-15
9/16/2011	0.0061	
10/27/2011	0.0068	
12/3/2011	0.0067	
2/9/2012	0.0066	
7/11/2012	0.0064	
1/8/2013	0.0075	
7/2/2013	0.011	
1/21/2014	0.012	
6/24/2014	0.0094	
1/14/2015	0.01	
7/22/2015	0.0084	
1/27/2016	0.012	
3/30/2016	0.0136	
5/25/2016	0.00957 (J)	
7/26/2016	0.0068	
9/20/2016	0.007	
11/17/2016	0.0072	
2/1/2017	0.009	
3/23/2017	0.011	
5/3/2017	0.0092	
8/4/2017	0.01	
1/25/2018	0.01	
6/20/2018	0.011	
1/22/2019	0.012	
6/25/2019	0.0096 (J)	
9/17/2019	0.0072 (J)	
3/16/2020	0.012	
9/10/2020	0.0076 (J)	
3/18/2021	0.011	
8/24/2021	0.0075 (J)	
3/7/2022		0.011
8/16/2022		0.0076 (J)
2/21/2023		0.011
8/14/2023		0.0079 (J)

Mann-Whitney (Wilcoxon Rank Sum)

Constituent: Barium (mg/L) Analysis Run 8/13/2024 10:27 AM View: Appendix I Mann-Whitney

Plant Wansley Client: Southern Company Data: Wansley Landfill

	GWC-16	GWC-16
8/30/2011	0.018	
10/26/2011	0.017	
12/3/2011	0.018	
1/25/2012	0.017	
7/11/2012	0.017	
1/8/2013	0.019	
7/2/2013	0.017	
1/14/2014	0.017	
6/25/2014	0.017	
1/13/2015	0.017	
7/22/2015	0.017	
1/27/2016	0.016	
3/30/2016	0.0174	
5/25/2016	0.0173	
7/27/2016	0.016	
9/16/2016	0.016	
11/17/2016	0.017	
2/1/2017	0.018	
3/24/2017	0.017	
5/3/2017	0.017	
8/7/2017	0.017	
1/25/2018	0.016	
6/20/2018	0.017	
1/25/2019	0.019	
6/25/2019	0.018	
9/11/2019	0.02	
3/17/2020	0.019	
9/11/2020	0.018	
3/17/2021	0.017	
8/20/2021	0.018	
3/8/2022		0.018
8/16/2022		0.018
2/20/2023		0.018
8/14/2023		0.018

Mann-Whitney (Wilcoxon Rank Sum)

Constituent: Barium (mg/L) Analysis Run 8/13/2024 10:27 AM View: Appendix I Mann-Whitney

Plant Wansley Client: Southern Company Data: Wansley Landfill

	GWC-17	GWC-17
8/30/2011	0.021	
10/26/2011	0.014	
12/3/2011	0.015	
1/25/2012	0.014	
7/11/2012	0.015	
1/8/2013	0.017	
7/16/2013	0.013	
1/14/2014	0.015	
6/25/2014	0.016	
1/14/2015	0.017	
7/28/2015	0.016	
1/27/2016	0.016	
3/30/2016	0.0178	
5/25/2016	0.0169	
7/27/2016	0.016	
9/19/2016	0.016	
11/17/2016	0.017	
2/1/2017	0.017	
3/24/2017	0.016	
5/3/2017	0.016	
8/7/2017	0.017	
1/25/2018	0.015	
6/26/2018	0.017	
1/24/2019	0.016	
6/25/2019	0.017	
9/11/2019	0.018	
3/17/2020	0.017	
9/14/2020	0.016	
3/16/2021	0.015	
8/20/2021	0.016	
3/8/2022		0.016
8/11/2022		0.017
2/20/2023		0.025
8/10/2023		0.019

Mann-Whitney (Wilcoxon Rank Sum)

Constituent: Barium (mg/L) Analysis Run 8/13/2024 10:27 AM View: Appendix I Mann-Whitney

Plant Wansley Client: Southern Company Data: Wansley Landfill

	GWC-18	GWC-18
8/30/2011	0.033	
10/26/2011	0.028	
12/3/2011	0.03	
2/9/2012	0.029	
7/11/2012	0.03	
1/8/2013	0.036	
7/16/2013	0.034	
1/14/2014	0.037	
6/24/2014	0.032	
1/13/2015	0.034	
7/23/2015	0.03	
1/27/2016	0.032	
3/30/2016	0.0349	
5/26/2016	0.0323	
7/25/2016	0.031	
9/19/2016	0.028	
11/17/2016	0.033	
2/1/2017	0.037	
3/24/2017	0.037	
5/3/2017	0.034	
8/7/2017	0.035	
1/25/2018	0.033	
6/21/2018	0.033	
1/28/2019	0.037	
6/27/2019	0.035	
9/11/2019	0.04	
3/17/2020	0.039	
9/14/2020	0.041	
3/16/2021	0.038	
8/24/2021	0.04	
3/8/2022		0.04
8/11/2022		0.036
2/20/2023		0.043
8/9/2023		0.045

Mann-Whitney (Wilcoxon Rank Sum)

Constituent: Barium (mg/L) Analysis Run 8/13/2024 10:27 AM View: Appendix I Mann-Whitney

Plant Wansley Client: Southern Company Data: Wansley Landfill

	GWC-19	GWC-19
8/30/2011	0.037	
10/26/2011	0.037	
12/3/2011	0.037	
2/8/2012	0.048	
7/11/2012	0.035	
1/8/2013	0.059	
7/16/2013	0.069	
1/21/2014	0.075	
6/24/2014	<0.0013	
1/13/2015	0.076	
7/23/2015	0.05	
1/27/2016	0.092	
3/30/2016	0.0986	
5/26/2016	0.0687	
7/25/2016	0.047	
9/19/2016	0.039	
11/17/2016	0.046	
2/2/2017	0.085	
3/24/2017	0.079	
5/3/2017	0.1	
8/7/2017	0.06	
1/25/2018	0.094	
6/21/2018	0.09	
1/28/2019	0.12	
6/26/2019	0.077	
9/12/2019	0.058	
3/18/2020	0.13	
9/15/2020	0.067	
3/17/2021	0.12	
8/24/2021	0.07	
3/8/2022		0.12
8/11/2022		0.054
2/21/2023		0.15
8/9/2023		0.062

ND substitution: RL or RL/2 if <15% NDs.

Mann-Whitney (Wilcoxon Rank Sum)

Constituent: Barium (mg/L) Analysis Run 8/13/2024 10:27 AM View: Appendix I Mann-Whitney

Plant Wansley Client: Southern Company Data: Wansley Landfill

	GWC-20	GWC-20
8/31/2011	0.038	
10/27/2011	0.034	
12/4/2011	0.033	
2/8/2012	0.037	
7/11/2012	0.035	
1/8/2013	0.034	
7/16/2013	0.034	
1/21/2014	0.035	
6/24/2014	0.034	
1/13/2015	0.031	
7/23/2015	0.036	
1/27/2016	0.03	
3/30/2016	0.0344	
5/26/2016	0.0336	
7/25/2016	0.03	
9/20/2016	0.035	
11/17/2016	0.034	
2/2/2017	0.035	
3/28/2017	0.031	
5/4/2017	0.035	
8/7/2017	0.033	
1/26/2018	0.038	
6/21/2018	0.031	
1/28/2019	0.033	
6/25/2019	0.034	
9/11/2019	0.035	
3/18/2020	0.031	
9/15/2020	0.035	
3/16/2021	0.032	
8/24/2021	0.032	
3/7/2022		0.032
8/16/2022		0.031
2/22/2023		0.032
8/9/2023		0.035

Mann-Whitney (Wilcoxon Rank Sum)

Constituent: Barium (mg/L) Analysis Run 8/13/2024 10:27 AM View: Appendix I Mann-Whitney

Plant Wansley Client: Southern Company Data: Wansley Landfill

	GWC-21	GWC-21
8/31/2011	0.015	
10/27/2011	0.01	
12/4/2011	0.011	
2/8/2012	0.013	
7/17/2012	0.013	
1/9/2013	0.013	
7/16/2013	0.023	
1/21/2014	0.026	
6/24/2014	0.027	
1/13/2015	0.024	
7/23/2015	0.024	
1/26/2016	0.026	
3/30/2016	0.0293	
5/26/2016	0.0237	
7/26/2016	0.016	
9/20/2016	0.014	
11/17/2016	0.012	
2/2/2017	0.014	
3/28/2017	0.021	
5/4/2017	0.02	
8/7/2017	0.027	
1/26/2018	0.032	
6/20/2018	0.033	
1/24/2019	0.046	
6/25/2019	0.046	
9/11/2019	0.028	
3/18/2020	0.056	
9/15/2020	0.045	
3/16/2021	0.061	
8/19/2021	0.062	
3/7/2022		0.063
8/16/2022		0.042
2/21/2023		0.052
8/9/2023		0.052

Mann-Whitney (Wilcoxon Rank Sum)

Constituent: Barium (mg/L) Analysis Run 8/13/2024 10:27 AM View: Appendix I Mann-Whitney

Plant Wansley Client: Southern Company Data: Wansley Landfill

	GWC-22	GWC-22
9/15/2011	0.025	
10/29/2011	0.024	
12/13/2011	0.027	
1/25/2012	0.029	
7/18/2012	0.027	
1/22/2013	0.029	
7/16/2013	0.025	
1/21/2014	0.027	
6/25/2014	0.025	
1/14/2015	0.025	
7/23/2015	0.025	
1/26/2016	0.023	
3/31/2016	0.0249	
5/26/2016	0.0235	
7/26/2016	0.021	
9/20/2016	0.026	
11/17/2016	0.025	
2/3/2017	0.027	
3/28/2017	0.024	
5/3/2017	0.025	
8/8/2017	0.025	
1/25/2018	0.027	
6/20/2018	0.026	
1/24/2019	0.026	
6/25/2019	0.026	
9/10/2019	0.027	
3/18/2020	0.025	
9/10/2020	0.024	
3/15/2021	0.025	
8/19/2021	0.024	
3/8/2022		0.026
8/17/2022		0.022
2/14/2023		0.024
8/14/2023		0.024

Mann-Whitney (Wilcoxon Rank Sum)

Constituent: Barium (mg/L) Analysis Run 8/13/2024 10:27 AM View: Appendix I Mann-Whitney

Plant Wansley Client: Southern Company Data: Wansley Landfill

	GWC-23	GWC-23
9/16/2011	0.011	
10/29/2011	0.0075	
12/13/2011	0.011	
1/31/2012	0.009	
7/18/2012	0.0076	
1/22/2013	0.0078	
7/23/2013	0.0075	
1/22/2014	0.004	
7/1/2014	0.0066	
1/22/2015	0.0067	
7/29/2015	0.0064	
1/21/2016	0.0055	
3/29/2016	0.0114	
5/25/2016	0.00579 (J)	
7/27/2016	0.0043	
9/20/2016	0.0056	
11/18/2016	0.0043	
2/3/2017	0.005	
3/28/2017	0.0041	
5/4/2017	0.0063	
8/8/2017	0.006	
1/25/2018	0.0048	
6/20/2018	0.0047	
1/25/2019	0.0069	
6/26/2019	0.0041 (J)	
9/12/2019	0.0053 (J)	
3/18/2020	0.0055 (J)	
9/10/2020	0.0059 (J)	
3/18/2021	0.005 (J)	
8/23/2021	0.0053 (J)	
3/9/2022		0.0041 (J)
8/16/2022		0.0049 (J)
2/21/2023		0.005 (J)
8/15/2023		0.0047 (J)

Mann-Whitney (Wilcoxon Rank Sum)

Constituent: Barium (mg/L) Analysis Run 8/13/2024 10:27 AM View: Appendix I Mann-Whitney

Plant Wansley Client: Southern Company Data: Wansley Landfill

	GWC-24	GWC-24
7/8/2014	0.022	
7/31/2015	0.02	
1/20/2016	0.026	
3/30/2016	0.00874 (J)	
5/25/2016	0.00545 (J)	
7/27/2016	0.0047	
9/16/2016	0.018	
11/18/2016	0.022	
2/3/2017	0.02	
3/29/2017	0.02	
5/4/2017	0.023	
8/8/2017	0.026	
1/25/2018	0.021	
6/27/2018	0.011	
1/31/2019	0.011	
6/26/2019	0.0093 (J)	
9/11/2019	0.02	
3/12/2020	0.0082 (J)	
9/15/2020	0.011	
3/18/2021	0.0099 (J)	
8/19/2021	0.013	
3/10/2022		0.0095 (J)
8/18/2022		0.014
2/16/2023		0.013
8/16/2023		0.011

Mann-Whitney (Wilcoxon Rank Sum)

Constituent: Barium (mg/L) Analysis Run 8/13/2024 10:27 AM View: Appendix I Mann-Whitney

Plant Wansley Client: Southern Company Data: Wansley Landfill

	GWC-25	GWC-25
9/17/2011	0.016	
10/31/2011	0.013	
12/14/2011	0.018	
2/7/2012	0.033	
7/17/2012	0.025	
7/24/2013	0.043	
1/23/2014	0.025	
7/8/2014	0.046	
1/21/2015	0.023	
7/30/2015	0.022	
1/21/2016	0.028	
3/28/2016	0.0383	
5/25/2016	0.0439	
7/27/2016	0.037	
9/19/2016	0.041	
11/15/2016	0.033	
1/24/2017	0.04	
3/23/2017	0.032	
5/2/2017	0.041	
8/3/2017	0.012	
1/25/2018	0.036	
6/27/2018	0.036	
1/24/2019	0.03	
6/25/2019	0.032	
9/11/2019	0.056	
3/12/2020	0.03	
9/14/2020	0.04	
3/17/2021	0.029	
8/19/2021	0.03	
3/8/2022		0.023
8/10/2022		0.031
2/21/2023		0.026
8/15/2023		0.034

Mann-Whitney (Wilcoxon Rank Sum)

Constituent: Barium (mg/L) Analysis Run 8/13/2024 10:27 AM View: Appendix I Mann-Whitney

Plant Wansley Client: Southern Company Data: Wansley Landfill

	GWC-26	GWC-26
9/17/2011	0.038	
10/29/2011	0.036	
12/14/2011	0.035	
2/7/2012	0.04	
7/17/2012	0.033	
1/24/2013	0.034	
7/24/2013	0.036	
1/23/2014	0.031	
7/8/2014	0.031	
1/21/2015	0.031	
7/31/2015	0.017	
1/25/2016	0.03	
3/24/2016	0.0362	
5/25/2016	0.0348	
7/26/2016	0.028	
9/19/2016	0.029	
11/14/2016	0.036	
1/19/2017	0.034	
3/16/2017	0.035	
5/1/2017	0.03	
8/3/2017	0.032	
1/22/2018	0.031	
6/27/2018	0.033	
1/24/2019	0.036	
6/25/2019	0.038	
9/12/2019	0.039	
3/13/2020	0.035	
9/15/2020	0.037	
3/17/2021	0.035	
8/19/2021	0.036	
3/9/2022		0.037
8/10/2022		0.037
2/21/2023		0.037
8/16/2023		0.035

Mann-Whitney (Wilcoxon Rank Sum)

Constituent: Barium (mg/L) Analysis Run 8/13/2024 10:27 AM View: Appendix I Mann-Whitney

Plant Wansley Client: Southern Company Data: Wansley Landfill

	GWC-27	GWC-27
9/17/2011	0.02	
10/29/2011	0.015	
12/14/2011	0.016	
1/25/2012	0.016	
7/17/2012	0.0057	
1/24/2013	0.0062	
7/24/2013	0.01	
1/23/2014	0.013	
7/8/2014	0.014	
1/21/2015	0.015	
7/30/2015	0.0092	
1/22/2016	0.0063	
3/23/2016	0.0107	
5/24/2016	0.00672 (J)	
7/26/2016	0.0085	
9/19/2016	0.008	
11/11/2016	0.017	
1/20/2017	0.013	
3/16/2017	0.0096	
4/28/2017	0.0097	
8/3/2017	0.015	
1/19/2018	0.013	
6/27/2018	0.015	
1/24/2019	0.009	
6/26/2019	0.017	
9/12/2019	0.012	
3/12/2020	0.008 (J)	
9/9/2020	0.015	
3/18/2021	0.016	
8/23/2021	0.01	
3/8/2022		0.015
8/10/2022		0.017
2/20/2023		0.0098 (J)
8/15/2023		0.014

Mann-Whitney (Wilcoxon Rank Sum)

Constituent: Barium (mg/L) Analysis Run 8/13/2024 10:27 AM View: Appendix I Mann-Whitney

Plant Wansley Client: Southern Company Data: Wansley Landfill

	GWC-30	GWC-30
9/15/2011	0.0074	
10/28/2011	0.0074	
12/13/2011	0.0075	
2/8/2012	0.0075	
7/18/2012	0.0068	
1/24/2013	0.0083	
7/24/2013	0.006	
1/23/2014	0.0051	
7/1/2014	0.0061	
1/20/2015	0.0061	
7/30/2015	0.0059	
1/19/2016	0.0075	
3/23/2016	0.00731 (J)	
5/20/2016	0.00703 (J)	
7/21/2016	0.0067	
9/20/2016	0.007	
11/14/2016	0.007	
1/24/2017	0.0075	
3/17/2017	0.0071	
5/1/2017	0.0057	
8/4/2017	0.0072	
1/24/2018	0.0084	
6/21/2018	0.011	
1/30/2019	0.013	
6/27/2019	0.0071 (J)	
9/10/2019	0.0098 (J)	
3/11/2020	0.0081 (J)	
9/10/2020	0.0076 (J)	
3/18/2021	0.0083 (J)	
8/23/2021	0.0076 (J)	
3/2/2022		0.0072 (J)
8/10/2022		0.0076 (J)
2/14/2023		0.0069 (J)
8/16/2023		0.007 (J)

Mann-Whitney (Wilcoxon Rank Sum)

Constituent: Barium (mg/L) Analysis Run 8/13/2024 10:27 AM View: Appendix I Mann-Whitney

Plant Wansley Client: Southern Company Data: Wansley Landfill

	GWC-31	GWC-31
9/17/2011	0.01	
10/31/2011	0.0068	
2/7/2012	0.0016	
1/23/2013	0.0038	
1/23/2014	0.0045	
7/1/2014	0.0048	
1/21/2015	0.0022	
1/25/2016	0.002	
3/30/2016	0.00491 (J)	
5/25/2016	0.00502 (J)	
7/27/2016	0.0033	
1/25/2017	0.0051	
3/23/2017	0.0024 (J)	
5/2/2017	0.0026	
7/19/2017	0.004	
8/4/2017	0.0033	
1/23/2018	0.0025	
6/27/2018	0.0016 (J)	
1/31/2019	0.0016 (J)	
6/26/2019	<0.01	
9/11/2019	0.0055 (J)	
3/17/2020	0.002 (J)	
9/11/2020	0.002 (J)	
3/16/2021	0.0022 (J)	
8/25/2021	0.0029 (J)	
3/10/2022		<0.01
8/16/2022		0.0013 (J)
2/22/2023		0.003 (J)
8/16/2023		0.0044 (J)

ND substitution: RL or RL/2 if <15% NDs.

Mann-Whitney (Wilcoxon Rank Sum)

Constituent: Barium (mg/L) Analysis Run 8/13/2024 10:27 AM View: Appendix I Mann-Whitney

Plant Wansley Client: Southern Company Data: Wansley Landfill

	GWC-32	GWC-32
9/15/2011	0.0043	
10/31/2011	0.0035	
12/13/2011	0.0036	
2/1/2012	0.0037	
7/17/2012	0.0038	
1/23/2013	0.003	
7/24/2013	0.0019	
1/23/2014	0.0012 (J)	
7/1/2014	0.0014	
1/20/2015	0.0012 (J)	
7/30/2015	0.0011 (J)	
1/25/2016	0.001 (J)	
3/23/2016	<0.01	
5/24/2016	<0.01	
7/22/2016	0.0014 (J)	
9/16/2016	0.0018 (J)	
11/15/2016	0.0014 (J)	
1/26/2017	0.003	
3/24/2017	0.0021 (J)	
5/2/2017	0.0025	
8/3/2017	<0.01 (*)	
1/23/2018	0.0027	
6/26/2018	0.0014 (J)	
1/30/2019	0.0017 (J)	
6/27/2019	<0.01	
9/12/2019	0.002 (J)	
3/18/2020	<0.01	
9/15/2020	<0.01	
3/17/2021	0.0031 (J)	
8/24/2021	<0.01	
3/9/2022		<0.01
8/10/2022		0.0011 (J)
2/15/2023		<0.01
8/15/2023		<0.01

ND substitution: RL or RL/2 if <15% NDs.

Mann-Whitney (Wilcoxon Rank Sum)

Constituent: Barium (mg/L) Analysis Run 8/13/2024 10:27 AM View: Appendix I Mann-Whitney

Plant Wansley Client: Southern Company Data: Wansley Landfill

	GWC-33	GWC-33
9/16/2011	0.0049	
10/30/2011	0.0085	
12/13/2011	0.0073	
2/1/2012	0.0077	
7/17/2012	0.012	
1/23/2013	0.012	
7/17/2013	0.012	
1/23/2014	0.0099	
1/20/2015	0.011	
7/29/2015	0.0095	
1/25/2016	0.009	
3/23/2016	0.00902 (J)	
5/24/2016	0.00573 (J)	
7/22/2016	0.01	
9/16/2016	0.0061	
11/17/2016	0.014	
1/25/2017	<0.0025	
3/23/2017	0.0096	
5/1/2017	0.0057	
8/4/2017	0.0062	
1/23/2018	0.0047	
6/26/2018	0.0067	
1/30/2019	0.021	
6/26/2019	0.0057 (J)	
9/12/2019	0.009 (J)	
3/12/2020	0.0067 (J)	
9/16/2020	0.007 (J)	
3/18/2021	0.006 (J)	
8/24/2021	0.01	
3/9/2022		0.006 (J)
8/15/2022		0.0042 (J)
2/20/2023		0.0056 (J)
8/15/2023		0.0062 (J)

ND substitution: RL or RL/2 if <15% NDs.

Mann-Whitney (Wilcoxon Rank Sum)

Constituent: Barium (mg/L) Analysis Run 8/13/2024 10:27 AM View: Appendix I Mann-Whitney

Plant Wansley Client: Southern Company Data: Wansley Landfill

	GWC-34	GWC-34
9/16/2011	0.01	
10/31/2011	0.0089	
12/12/2011	0.011	
2/1/2012	0.011	
7/16/2012	0.011	
1/22/2013	0.011	
7/17/2013	0.011	
1/23/2014	0.0097	
6/25/2014	0.011	
1/14/2015	0.011	
7/29/2015	0.011	
1/21/2016	0.012	
3/24/2016	0.0132	
5/23/2016	0.0119	
7/21/2016	0.011	
9/15/2016	0.012	
11/15/2016	0.011	
1/25/2017	0.011	
3/22/2017	0.01	
5/1/2017	0.012	
8/3/2017	0.031 (O)	
1/23/2018	0.011	
6/20/2018	0.012	
1/28/2019	0.013	
6/26/2019	0.011	
9/11/2019	0.014	
3/11/2020	0.012	
9/11/2020	0.013	
3/16/2021	0.012	
8/24/2021	0.012	
3/2/2022		0.012
8/10/2022		0.013
2/20/2023		0.015
8/16/2023		0.014

Mann-Whitney (Wilcoxon Rank Sum)

Constituent: Barium (mg/L) Analysis Run 8/13/2024 10:27 AM View: Appendix I Mann-Whitney

Plant Wansley Client: Southern Company Data: Wansley Landfill

	GWC-35	GWC-35
9/16/2011	0.019	
10/31/2011	0.018	
12/12/2011	0.02	
2/1/2012	0.02	
7/16/2012	0.02	
1/22/2013	0.021	
7/2/2013	0.019	
1/21/2014	0.02	
6/25/2014	0.019	
1/14/2015	0.019	
7/28/2015	0.019	
1/21/2016	0.021	
3/24/2016	0.0206	
5/23/2016	0.0221	
7/21/2016	0.019	
9/15/2016	0.02	
11/15/2016	0.02	
1/26/2017	0.021	
3/22/2017	0.019	
5/2/2017	0.02	
8/3/2017	0.02	
1/23/2018	0.019	
6/19/2018	0.02	
1/21/2019	0.022	
6/26/2019	0.021	
9/12/2019	0.02	
3/11/2020	0.02	
9/11/2020	0.021	
3/16/2021	0.02	
8/18/2021	0.023	
3/2/2022		0.022
8/15/2022		0.027
2/20/2023		0.031
8/16/2023		0.033

Mann-Whitney (Wilcoxon Rank Sum)

Constituent: Barium (mg/L) Analysis Run 8/13/2024 10:27 AM View: Appendix I Mann-Whitney

Plant Wansley Client: Southern Company Data: Wansley Landfill

	GWC-5	GWC-5
8/31/2011	0.024	
10/27/2011	0.026	
12/5/2011	0.024	
1/25/2012	0.028	
7/18/2012	0.026	
1/9/2013	0.029	
7/17/2013	0.022	
1/15/2014	0.023	
6/25/2014	0.02	
1/13/2015	0.023	
7/24/2015	0.018	
1/20/2016	0.027	
3/28/2016	0.0207	
5/23/2016	0.0191	
7/21/2016	0.018	
9/15/2016	0.037	
11/15/2016	0.024	
1/26/2017	0.025	
3/22/2017	0.02	
5/2/2017	0.02	
8/3/2017	0.025	
1/23/2018	0.027	
6/25/2018	0.02	
1/30/2019	0.016	
6/26/2019	0.02	
9/12/2019	0.03	
3/16/2020	0.023	
9/9/2020	0.024	
3/17/2021	0.021	
8/19/2021	0.025	
3/2/2022		0.024
8/11/2022		0.023
2/20/2023		0.026
8/14/2023		0.025

Mann-Whitney (Wilcoxon Rank Sum)

Constituent: Barium (mg/L) Analysis Run 8/13/2024 10:27 AM View: Appendix I Mann-Whitney

Plant Wansley Client: Southern Company Data: Wansley Landfill

	GWC-6	GWC-6
8/31/2011	0.064	
10/30/2011	0.06	
12/5/2011	0.061	
1/25/2012	0.064	
7/24/2012	0.054	
1/8/2013	0.063	
7/9/2013	0.051	
1/15/2014	0.06	
6/25/2014	0.045	
1/20/2015	0.048	
7/24/2015	0.051	
1/20/2016	0.051	
3/28/2016	0.0506	
5/24/2016	0.052	
7/21/2016	0.049	
9/15/2016	0.062	
11/16/2016	0.062	
1/26/2017	0.062	
3/22/2017	0.048	
5/2/2017	0.043	
8/3/2017	0.049	
1/23/2018	0.05	
6/25/2018	0.053	
1/30/2019	0.054	
6/26/2019	0.045	
9/12/2019	0.074	
3/16/2020	0.045	
9/11/2020	0.064	
3/17/2021	0.059	
8/18/2021	0.061	
3/2/2022		0.054
8/11/2022		0.066
2/20/2023		0.059
8/14/2023		0.06

Mann-Whitney (Wilcoxon Rank Sum)

Constituent: Barium (mg/L) Analysis Run 8/13/2024 10:27 AM View: Appendix I Mann-Whitney

Plant Wansley Client: Southern Company Data: Wansley Landfill

	GWC-7	GWC-7
9/7/2011	0.06	
10/30/2011	0.053	
12/5/2011	0.059	
1/25/2012	0.068	
7/18/2012	0.098	
1/7/2013	0.13	
7/9/2013	0.13	
1/14/2014	0.14	
6/24/2014	0.13	
1/20/2015	0.13	
7/27/2015	0.11	
1/26/2016	0.11	
3/29/2016	0.109	
5/24/2016	0.0996	
7/22/2016	0.089	
9/15/2016	0.097	
11/16/2016	0.11	
1/26/2017	0.097	
3/22/2017	0.083	
5/2/2017	0.088	
8/4/2017	0.088	
1/23/2018	0.094	
6/25/2018	0.078	
1/21/2019	0.083	
6/25/2019	0.075	
9/10/2019	0.086	
3/12/2020	0.072	
9/14/2020	0.074	
3/16/2021	0.066	
8/19/2021	0.069	
3/2/2022		0.071
8/11/2022		0.062
2/21/2023		0.071
8/9/2023		0.066

Mann-Whitney (Wilcoxon Rank Sum)

Constituent: Barium (mg/L) Analysis Run 8/13/2024 10:27 AM View: Appendix I Mann-Whitney

Plant Wansley Client: Southern Company Data: Wansley Landfill

	GWC-8	GWC-8
9/7/2011	0.088	
10/30/2011	0.092	
12/5/2011	0.11	
1/19/2012	0.084	
7/18/2012	0.11	
1/7/2013	0.095	
7/9/2013	0.085	
1/14/2014	0.066	
6/24/2014	0.078	
1/20/2015	0.053	
7/27/2015	0.055	
1/26/2016	0.044	
3/29/2016	0.05	
5/24/2016	0.051	
7/26/2016	0.044	
9/19/2016	0.043	
11/16/2016	0.053	
1/26/2017	0.043	
3/23/2017	0.053	
5/3/2017	0.047	
8/7/2017	0.048	
1/24/2018	0.038	
6/21/2018	0.058	
1/22/2019	0.04	
6/25/2019	0.06	
9/10/2019	0.066	
3/12/2020	0.031	
9/14/2020	0.052	
3/16/2021	0.037	
8/20/2021	0.044	
3/2/2022		0.037
8/11/2022		0.037
2/15/2023		0.027
8/9/2023		0.041

Mann-Whitney (Wilcoxon Rank Sum)

Constituent: Barium (mg/L) Analysis Run 8/13/2024 10:27 AM View: Appendix I Mann-Whitney

Plant Wansley Client: Southern Company Data: Wansley Landfill

	GWC-9	GWC-9
9/7/2011	0.13	
10/30/2011	0.02	
12/4/2011	0.11	
1/19/2012	0.15	
7/18/2012	0.11	
1/8/2013	0.14	
7/9/2013	0.13	
1/14/2014	0.099	
6/24/2014	0.2	
1/20/2015	0.12	
7/27/2015	0.17	
1/26/2016	0.088	
3/29/2016	0.11	
5/24/2016	0.17	
7/25/2016	0.17	
9/19/2016	0.18	
11/16/2016	0.18	
1/31/2017	0.1	
3/23/2017	0.12	
5/2/2017	0.11	
8/7/2017	0.17	
1/24/2018	0.14	
6/21/2018	0.16	
1/22/2019	0.11	
6/25/2019	0.18	
9/16/2019	0.18	
3/16/2020	0.079	
9/11/2020	0.15	
3/16/2021	0.099	
8/25/2021	0.14	
3/9/2022		0.094
8/16/2022		0.16
2/15/2023		0.076
8/9/2023		0.15

Mann-Whitney (Wilcoxon Rank Sum)

Constituent: Beryllium (mg/L) Analysis Run 8/13/2024 10:27 AM View: Appendix I Mann-Whitney

Plant Wansley Client: Southern Company Data: Wansley Landfill

	GWA-1	GWA-1
9/16/2011	<0.0025	
10/27/2011	<0.0025	
12/13/2011	<0.0025	
1/31/2012	<0.0025	
7/18/2012	<0.0025	
1/24/2013	<0.0025	
7/17/2013	<0.0025	
1/21/2014	<0.0025	
6/25/2014	<0.0025	
1/14/2015	<0.0025	
7/21/2015	<0.0025	
1/21/2016	7.5E-05 (J)	
3/23/2016	<0.0025	
5/20/2016	<0.0025	
7/21/2016	<0.0025	
9/15/2016	<0.0025	
11/11/2016	<0.0025	
1/19/2017	<0.0025	
3/16/2017	<0.0025	
4/28/2017	<0.0025	
8/3/2017	<0.0025	
1/19/2018	<0.0025	
6/19/2018	<0.0025	
1/17/2019	7.4E-05 (J)	
6/24/2019	0.00029 (J)	
9/9/2019	0.00019 (J)	
3/10/2020	0.00019 (J)	
9/9/2020	<0.0025	
3/15/2021	<0.0025	
8/16/2021	<0.0025	
2/28/2022		<0.0025
8/9/2022		<0.0025
2/14/2023		<0.0025
8/9/2023		<0.0025

ND substitution: RL or RL/2 if <15% NDs.

Mann-Whitney (Wilcoxon Rank Sum)

Constituent: Beryllium (mg/L) Analysis Run 8/13/2024 10:27 AM View: Appendix I Mann-Whitney

Plant Wansley Client: Southern Company Data: Wansley Landfill

	GWA-2	GWA-2
9/17/2011	<0.0025	
10/27/2011	<0.0025	
12/14/2011	<0.0025	
2/7/2012	<0.0025	
7/23/2012	<0.0025	
1/23/2013	<0.0025	
7/24/2013	<0.0025	
1/22/2014	<0.0025	
7/1/2014	<0.0025	
1/22/2015	0.00011 (J)	
7/22/2015	<0.0025	
1/20/2016	0.00012 (J)	
3/23/2016	<0.0025	
5/24/2016	<0.0025	
7/26/2016	<0.0025	
9/16/2016	<0.0025	
11/10/2016	<0.0025	
1/19/2017	<0.0025	
3/17/2017	<0.0025	
4/28/2017	<0.0025	
8/2/2017	<0.0025	
1/19/2018	<0.0025	
6/19/2018	<0.0025	
1/17/2019	<0.0025	
6/24/2019	0.00023 (J)	
9/10/2019	<0.0025	
3/10/2020	<0.0025	
9/10/2020	<0.0025	
3/15/2021	<0.0025	
8/18/2021	<0.0025	
3/1/2022		<0.0025
8/9/2022		<0.0025
2/14/2023		<0.0025
8/9/2023		<0.0025

ND substitution: RL or RL/2 if <15% NDs.

Mann-Whitney (Wilcoxon Rank Sum)

Constituent: Beryllium (mg/L) Analysis Run 8/13/2024 10:27 AM View: Appendix I Mann-Whitney

Plant Wansley Client: Southern Company Data: Wansley Landfill

	GWA-28	GWA-28
9/16/2011	<0.0025	
10/28/2011	<0.0025	
12/12/2011	<0.0025	
1/25/2012	<0.0025	
7/16/2012	<0.0025	
1/24/2013	<0.0025	
7/23/2013	<0.0025	
1/22/2014	0.00034 (J)	
7/1/2014	0.00039 (J)	
1/21/2015	0.0005 (J)	
7/21/2015	0.00042 (J)	
1/22/2016	0.00044 (J)	
3/22/2016	<0.0025	
5/23/2016	<0.0025	
7/25/2016	0.00037 (J)	
9/15/2016	0.00039 (J)	
11/9/2016	0.00041 (J)	
1/17/2017	0.0004 (J)	
3/16/2017	<0.0025	
4/27/2017	0.00042 (J)	
8/1/2017	0.0004 (J)	
1/19/2018	0.00045 (J)	
6/19/2018	0.00038 (J)	
1/21/2019	0.00041 (J)	
6/25/2019	0.00039 (J)	
9/10/2019	0.00049 (J)	
3/10/2020	0.00051 (J)	
9/9/2020	0.0003 (J)	
3/15/2021	0.00046 (J)	
8/16/2021	0.00041 (J)	
3/1/2022		0.00042 (J)
8/9/2022		0.00045 (J)
2/14/2023		0.00044 (J)
8/9/2023		0.00043 (J)

ND substitution: RL or RL/2 if <15% NDs.

Mann-Whitney (Wilcoxon Rank Sum)

Constituent: Beryllium (mg/L) Analysis Run 8/13/2024 10:27 AM View: Appendix I Mann-Whitney

Plant Wansley Client: Southern Company Data: Wansley Landfill

	GWA-29	GWA-29
9/17/2011	<0.0013	
10/28/2011	<0.0013	
12/12/2011	0.0015	
1/31/2012	0.0016	
7/17/2012	0.002	
1/24/2013	0.0025	
7/24/2013	0.0027	
1/22/2014	0.002	
7/8/2014	0.0024 (D)	
1/21/2015	0.0026	
7/22/2015	0.0024	
1/19/2016	0.0024 (D)	
3/22/2016	0.00194 (J)	
5/19/2016	0.00188 (J)	
7/21/2016	0.0021 (J)	
1/17/2017	0.0024 (J)	
4/27/2017	0.0019 (J)	
7/18/2017	0.0018 (J)	
8/1/2017	0.0019 (J)	
1/19/2018	0.0018 (J)	
6/19/2018	0.0021 (J)	
1/18/2019	0.0021 (J)	
6/25/2019	0.0023	
9/10/2019	0.0023	
3/10/2020	0.002 (J)	
9/9/2020	0.0017 (J)	
3/15/2021	0.002 (J)	
8/18/2021	0.0021 (J)	
3/2/2022		0.002 (J)
8/9/2022		0.0021 (J)
2/13/2023		0.002 (J)
8/8/2023		0.0017 (J)

ND substitution: RL or RL/2 if <15% NDs.

Mann-Whitney (Wilcoxon Rank Sum)

Constituent: Beryllium (mg/L) Analysis Run 8/13/2024 10:27 AM View: Appendix I Mann-Whitney

Plant Wansley Client: Southern Company Data: Wansley Landfill

	GWA-3	GWA-3
8/31/2011	<0.0025	
6/25/2014	<0.0025	
7/21/2015	<0.0025	
3/31/2016	<0.0025	
5/25/2016	<0.0025	
7/27/2016	<0.0025	
8/1/2017	<0.0025	
10/3/2017	<0.0025	
6/20/2018	<0.0025	
1/18/2019	<0.0025	
6/25/2019	<0.0025	
9/11/2019	0.0003 (J)	
3/10/2020	<0.0025	
9/9/2020	<0.0025	
3/15/2021	<0.0025	
8/18/2021	<0.0025	
3/1/2022		<0.0025
8/9/2022		<0.0025
2/14/2023		<0.0025
8/8/2023		<0.0025

ND substitution: RL or RL/2 if <15% NDs.

Mann-Whitney (Wilcoxon Rank Sum)

Constituent: Beryllium (mg/L) Analysis Run 8/13/2024 10:27 AM View: Appendix I Mann-Whitney

Plant Wansley Client: Southern Company Data: Wansley Landfill

	GWC-11	GWC-11
9/13/2011	<0.0025	
10/28/2011	<0.0025	
12/4/2011	<0.0025	
2/9/2012	<0.0025	
7/18/2012	<0.0025	
1/8/2013	<0.0025	
7/9/2013	<0.0025	
1/15/2014	<0.0025	
6/25/2014	8.3E-05 (J)	
1/21/2015	<0.0025	
7/28/2015	<0.0025	
1/26/2016	<0.0025	
3/29/2016	<0.0025	
5/25/2016	<0.0025	
7/25/2016	<0.0025	
9/19/2016	<0.0025	
11/16/2016	<0.0025	
1/31/2017	<0.0025	
3/23/2017	<0.0025	
5/2/2017	<0.0025	
8/7/2017	<0.0025	
1/24/2018	<0.0025	
6/20/2018	<0.0025	
1/24/2019	0.00015 (J)	
6/26/2019	<0.0025	
9/16/2019	<0.0025	
3/16/2020	0.00039 (J)	
9/10/2020	<0.0025	
3/17/2021	<0.0025	
8/23/2021	<0.0025	
3/7/2022		<0.0025
8/15/2022		<0.0025
2/21/2023		<0.0025
8/14/2023		<0.0025

ND substitution: RL or RL/2 if <15% NDs.

Mann-Whitney (Wilcoxon Rank Sum)

Constituent: Beryllium (mg/L) Analysis Run 8/13/2024 10:27 AM View: Appendix I Mann-Whitney

Plant Wansley Client: Southern Company Data: Wansley Landfill

	GWC-12	GWC-12
9/13/2011	<0.0025	
10/28/2011	<0.0025	
12/4/2011	<0.0025	
1/24/2012	<0.0025	
7/11/2012	<0.0025	
1/8/2013	<0.0025	
7/10/2013	<0.0025	
1/21/2014	<0.0025	
7/1/2014	<0.0025	
1/21/2015	<0.0025	
7/28/2015	<0.0025	
1/26/2016	<0.0025	
3/29/2016	<0.0025	
5/25/2016	<0.0025	
7/22/2016	<0.0025	
9/15/2016	<0.0025	
11/16/2016	<0.0025	
1/31/2017	<0.0025	
3/23/2017	<0.0025	
5/3/2017	<0.0025	
8/7/2017	<0.0025	
1/24/2018	<0.0025	
6/26/2018	<0.0025	
1/25/2019	<0.0025	
6/26/2019	<0.0025	
9/11/2019	0.00024 (J)	
3/18/2020	0.00029 (J)	
9/10/2020	<0.0025	
3/16/2021	<0.0025	
8/19/2021	<0.0025	
3/7/2022		<0.0025
8/16/2022		<0.0025
2/15/2023		<0.0025
8/14/2023		<0.0025

ND substitution: RL or RL/2 if <15% NDs.

Mann-Whitney (Wilcoxon Rank Sum)

Constituent: Beryllium (mg/L) Analysis Run 8/13/2024 10:27 AM View: Appendix I Mann-Whitney

Plant Wansley Client: Southern Company Data: Wansley Landfill

	GWC-14	GWC-14
9/13/2011	<0.0025	
10/27/2011	<0.0025	
12/3/2011	<0.0025	
1/24/2012	<0.0025	
7/11/2012	<0.0025	
1/8/2013	<0.0025	
7/10/2013	<0.0025	
1/21/2014	0.00012 (J)	
7/1/2014	<0.0025	
1/14/2015	0.00015 (J)	
7/22/2015	0.00023 (J)	
1/27/2016	0.00011 (J)	
3/30/2016	<0.0025	
5/25/2016	<0.0025	
7/26/2016	<0.0025	
9/15/2016	0.00044 (J)	
11/17/2016	0.00055 (J)	
2/1/2017	<0.0025	
3/23/2017	<0.0025	
5/3/2017	<0.0025	
8/7/2017	0.00059 (J)	
1/25/2018	<0.0025	
6/20/2018	0.00064 (J)	
1/22/2019	0.0004 (J)	
6/25/2019	0.00041 (J)	
9/12/2019	0.00092 (J)	
3/17/2020	0.00059 (J)	
9/10/2020	0.00064 (J)	
3/17/2021	0.00074 (J)	
8/23/2021	0.00026 (J)	
3/7/2022		0.00051 (J)
8/16/2022		0.0006 (J)
2/17/2023		0.0003 (J)
8/14/2023		<0.0025

ND substitution: RL or RL/2 if <15% NDs.

Mann-Whitney (Wilcoxon Rank Sum)

Constituent: Beryllium (mg/L) Analysis Run 8/13/2024 10:27 AM View: Appendix I Mann-Whitney

Plant Wansley Client: Southern Company Data: Wansley Landfill

	GWC-15	GWC-15
9/16/2011	<0.0025	
10/27/2011	<0.0025	
12/3/2011	<0.0025	
2/9/2012	<0.0025	
7/11/2012	<0.0025	
1/8/2013	<0.0025	
7/2/2013	<0.0025	
1/21/2014	<0.0025	
6/24/2014	<0.0025	
1/14/2015	<0.0025	
7/22/2015	<0.0025	
1/27/2016	<0.0025	
3/30/2016	<0.0025	
5/25/2016	<0.0025	
7/26/2016	<0.0025	
9/20/2016	<0.0025	
11/17/2016	<0.0025	
2/1/2017	<0.0025	
3/23/2017	<0.0025	
5/3/2017	<0.0025	
8/4/2017	<0.0025	
1/25/2018	<0.0025	
6/20/2018	<0.0025	
1/22/2019	<0.0025	
6/25/2019	<0.0025	
9/17/2019	<0.0025	
3/16/2020	<0.0025	
9/10/2020	0.00022 (J)	
3/18/2021	<0.0025	
8/24/2021	<0.0025	
3/7/2022		<0.0025
8/16/2022		<0.0025
2/21/2023		<0.0025
8/14/2023		<0.0025

ND substitution: RL or RL/2 if <15% NDs.

Mann-Whitney (Wilcoxon Rank Sum)

Constituent: Beryllium (mg/L) Analysis Run 8/13/2024 10:27 AM View: Appendix I Mann-Whitney

Plant Wansley Client: Southern Company Data: Wansley Landfill

	GWC-16	GWC-16
8/30/2011	<0.0025	
10/26/2011	<0.0025	
12/3/2011	<0.0025	
1/25/2012	<0.0025	
7/11/2012	<0.0025	
1/8/2013	<0.0025	
7/2/2013	<0.0025	
1/14/2014	<0.0025	
6/25/2014	<0.0025	
1/13/2015	<0.0025	
7/22/2015	<0.0025	
1/27/2016	<0.0025	
3/30/2016	<0.0025	
5/25/2016	<0.0025	
7/27/2016	<0.0025	
9/16/2016	<0.0025	
11/17/2016	<0.0025	
2/1/2017	<0.0025	
3/24/2017	<0.0025	
5/3/2017	<0.0025	
8/7/2017	<0.0025	
1/25/2018	<0.0025	
6/20/2018	<0.0025	
1/25/2019	7.2E-05 (J)	
6/25/2019	<0.0025	
9/11/2019	0.00024 (J)	
3/17/2020	<0.0025	
9/11/2020	<0.0025	
3/17/2021	<0.0025	
8/20/2021	<0.0025	
3/8/2022		<0.0025
8/16/2022		<0.0025
2/20/2023		<0.0025
8/14/2023		<0.0025

ND substitution: RL or RL/2 if <15% NDs.

Mann-Whitney (Wilcoxon Rank Sum)

Constituent: Beryllium (mg/L) Analysis Run 8/13/2024 10:27 AM View: Appendix I Mann-Whitney

Plant Wansley Client: Southern Company Data: Wansley Landfill

	GWC-17	GWC-17
8/30/2011	<0.0025	
10/26/2011	<0.0025	
12/3/2011	<0.0025	
1/25/2012	<0.0025	
7/11/2012	<0.0025	
1/8/2013	<0.0025	
7/16/2013	<0.0025	
1/14/2014	<0.0025	
6/25/2014	<0.0025	
1/14/2015	<0.0025	
7/28/2015	<0.0025	
1/27/2016	<0.0025	
3/30/2016	<0.0025	
5/25/2016	<0.0025	
7/27/2016	<0.0025	
9/19/2016	<0.0025	
11/17/2016	<0.0025	
2/1/2017	<0.0025	
3/24/2017	<0.0025	
5/3/2017	<0.0025	
8/7/2017	<0.0025	
1/25/2018	<0.0025	
6/26/2018	<0.0025	
1/24/2019	<0.0025	
6/25/2019	<0.0025	
9/11/2019	0.00018 (J)	
3/17/2020	<0.0025	
9/14/2020	<0.0025	
3/16/2021	<0.0025	
8/20/2021	<0.0025	
3/8/2022		<0.0025
8/11/2022		<0.0025
2/20/2023		<0.0025
8/10/2023		<0.0025

ND substitution: RL or RL/2 if <15% NDs.

Mann-Whitney (Wilcoxon Rank Sum)

Constituent: Beryllium (mg/L) Analysis Run 8/13/2024 10:27 AM View: Appendix I Mann-Whitney

Plant Wansley Client: Southern Company Data: Wansley Landfill

	GWC-18	GWC-18
8/30/2011	<0.0025	
10/26/2011	<0.0025	
12/3/2011	<0.0025	
2/9/2012	<0.0025	
7/11/2012	<0.0025	
1/8/2013	<0.0025	
7/16/2013	<0.0025	
1/14/2014	<0.0025	
6/24/2014	<0.0025	
1/13/2015	<0.0025	
7/23/2015	<0.0025	
1/27/2016	<0.0025	
3/30/2016	<0.0025	
5/26/2016	<0.0025	
7/25/2016	<0.0025	
9/19/2016	<0.0025	
11/17/2016	<0.0025	
2/1/2017	<0.0025	
3/24/2017	<0.0025	
5/3/2017	<0.0025	
8/7/2017	<0.0025	
1/25/2018	<0.0025	
6/21/2018	<0.0025	
1/28/2019	<0.0025	
6/27/2019	<0.0025	
9/11/2019	0.00019 (J)	
3/17/2020	<0.0025	
9/14/2020	<0.0025	
3/16/2021	<0.0025	
8/24/2021	<0.0025	
3/8/2022		<0.0025
8/11/2022		<0.0025
2/20/2023		<0.0025
8/9/2023		<0.0025

ND substitution: RL or RL/2 if <15% NDs.

Mann-Whitney (Wilcoxon Rank Sum)

Constituent: Beryllium (mg/L) Analysis Run 8/13/2024 10:27 AM View: Appendix I Mann-Whitney

Plant Wansley Client: Southern Company Data: Wansley Landfill

	GWC-19	GWC-19
8/30/2011	<0.0025	
10/26/2011	<0.0025	
12/3/2011	<0.0025	
2/8/2012	<0.0025	
7/11/2012	<0.0025	
1/8/2013	<0.0025	
7/16/2013	<0.0025	
1/21/2014	<0.0025	
6/24/2014	<0.0025	
1/13/2015	<0.0025	
7/23/2015	<0.0025	
1/27/2016	<0.0025	
3/30/2016	<0.0025	
5/26/2016	<0.0025	
7/25/2016	<0.0025	
9/19/2016	<0.0025	
11/17/2016	<0.0025	
2/2/2017	<0.0025	
3/24/2017	<0.0025	
5/3/2017	<0.0025	
8/7/2017	<0.0025	
1/25/2018	<0.0025	
6/21/2018	<0.0025	
1/28/2019	0.00011 (J)	
6/26/2019	<0.0025	
9/12/2019	<0.0025	
3/18/2020	<0.0025	
9/15/2020	<0.0025	
3/17/2021	0.00046 (J)	
8/24/2021	<0.0025	
3/8/2022		<0.0025
8/11/2022		<0.0025
2/21/2023		0.0002 (J)
8/9/2023		<0.0025

ND substitution: RL or RL/2 if <15% NDs.

Mann-Whitney (Wilcoxon Rank Sum)

Constituent: Beryllium (mg/L) Analysis Run 8/13/2024 10:27 AM View: Appendix I Mann-Whitney

Plant Wansley Client: Southern Company Data: Wansley Landfill

	GWC-20	GWC-20
8/31/2011	<0.0025	
10/27/2011	<0.0025	
12/4/2011	<0.0025	
2/8/2012	<0.0025	
7/11/2012	<0.0025	
1/8/2013	<0.0025	
7/16/2013	<0.0025	
1/21/2014	<0.0025	
6/24/2014	<0.0025	
1/13/2015	<0.0025	
7/23/2015	<0.0025	
1/27/2016	<0.0025	
3/30/2016	<0.0025	
5/26/2016	<0.0025	
7/25/2016	<0.0025	
9/20/2016	<0.0025	
11/17/2016	<0.0025	
2/2/2017	<0.0025	
3/28/2017	<0.0025	
5/4/2017	<0.0025	
8/7/2017	<0.0025	
1/26/2018	<0.0025	
6/21/2018	<0.0025	
1/28/2019	<0.0025	
6/25/2019	<0.0025	
9/11/2019	<0.0025	
3/18/2020	<0.0025	
9/15/2020	<0.0025	
3/16/2021	0.00041 (J)	
8/24/2021	<0.0025	
3/7/2022		<0.0025
8/16/2022		<0.0025
2/22/2023		<0.0025
8/9/2023		<0.0025

ND substitution: RL or RL/2 if <15% NDs.

Mann-Whitney (Wilcoxon Rank Sum)

Constituent: Beryllium (mg/L) Analysis Run 8/13/2024 10:27 AM View: Appendix I Mann-Whitney

Plant Wansley Client: Southern Company Data: Wansley Landfill

	GWC-21	GWC-21
8/31/2011	<0.0025	
10/27/2011	<0.0025	
12/4/2011	<0.0025	
2/8/2012	<0.0025	
7/17/2012	<0.0025	
1/9/2013	<0.0025	
7/16/2013	<0.0025	
1/21/2014	<0.0025	
6/24/2014	<0.0025	
1/13/2015	<0.0025	
7/23/2015	<0.0025	
1/26/2016	<0.0025	
3/30/2016	<0.0025	
5/26/2016	<0.0025	
7/26/2016	<0.0025	
9/20/2016	<0.0025	
11/17/2016	<0.0025	
2/2/2017	<0.0025	
3/28/2017	<0.0025	
5/4/2017	<0.0025	
8/7/2017	<0.0025	
1/26/2018	<0.0025	
6/20/2018	<0.0025	
1/24/2019	7.9E-05 (J)	
6/25/2019	<0.0025	
9/11/2019	0.0002 (J)	
3/18/2020	<0.0025	
9/15/2020	<0.0025	
3/16/2021	<0.0025	
8/19/2021	<0.0025	
3/7/2022		<0.0025
8/16/2022		<0.0025
2/21/2023		<0.0025
8/9/2023		<0.0025

ND substitution: RL or RL/2 if <15% NDs.

Mann-Whitney (Wilcoxon Rank Sum)

Constituent: Beryllium (mg/L) Analysis Run 8/13/2024 10:27 AM View: Appendix I Mann-Whitney

Plant Wansley Client: Southern Company Data: Wansley Landfill

	GWC-22	GWC-22
9/15/2011	<0.0025	
10/29/2011	<0.0025	
12/13/2011	<0.0025	
1/25/2012	<0.0025	
7/18/2012	<0.0025	
1/22/2013	<0.0025	
7/16/2013	<0.0025	
1/21/2014	<0.0025	
6/25/2014	<0.0025	
1/14/2015	<0.0025	
7/23/2015	<0.0025	
1/26/2016	<0.0025	
3/31/2016	<0.0025	
5/26/2016	<0.0025	
7/26/2016	<0.0025	
9/20/2016	<0.0025	
11/17/2016	<0.0025	
2/3/2017	<0.0025	
3/28/2017	<0.0025	
5/3/2017	<0.0025	
8/8/2017	<0.0025	
1/25/2018	<0.0025	
6/20/2018	<0.0025	
1/24/2019	<0.0025	
6/25/2019	0.00017 (J)	
9/10/2019	<0.0025	
3/18/2020	0.00038 (J)	
9/10/2020	<0.0025	
3/15/2021	0.0002 (J)	
8/19/2021	<0.0025	
3/8/2022		<0.0025
8/17/2022		<0.0025
2/14/2023		<0.0025
8/14/2023		<0.0025

ND substitution: RL or RL/2 if <15% NDs.

Mann-Whitney (Wilcoxon Rank Sum)

Constituent: Beryllium (mg/L) Analysis Run 8/13/2024 10:27 AM View: Appendix I Mann-Whitney

Plant Wansley Client: Southern Company Data: Wansley Landfill

	GWC-23	GWC-23
9/16/2011	<0.0025	
10/29/2011	<0.0025	
12/13/2011	<0.0025	
1/31/2012	<0.0025	
7/18/2012	<0.0025	
1/22/2013	<0.0025	
7/23/2013	<0.0025	
1/22/2014	<0.0025	
7/1/2014	<0.0025	
1/22/2015	<0.0025	
7/29/2015	8E-05 (J)	
1/21/2016	<0.0025	
3/29/2016	<0.0025	
5/25/2016	<0.0025	
7/27/2016	<0.0025	
9/20/2016	<0.0025	
11/18/2016	<0.0025	
2/3/2017	<0.0025	
3/28/2017	<0.0025	
5/4/2017	<0.0025	
8/8/2017	<0.0025	
1/25/2018	<0.0025	
6/20/2018	<0.0025	
1/25/2019	<0.0025	
6/26/2019	<0.0025	
9/12/2019	<0.0025	
3/18/2020	<0.0025	
9/10/2020	<0.0025	
3/18/2021	0.00052 (J)	
8/23/2021	<0.0025	
3/9/2022		<0.0025
8/16/2022		<0.0025
2/21/2023		<0.0025
8/15/2023		<0.0025

ND substitution: RL or RL/2 if <15% NDs.

Mann-Whitney (Wilcoxon Rank Sum)

Constituent: Beryllium (mg/L) Analysis Run 8/13/2024 10:27 AM View: Appendix I Mann-Whitney

Plant Wansley Client: Southern Company Data: Wansley Landfill

	GWC-24	GWC-24
7/8/2014	8.3E-05 (J)	
7/31/2015	0.00012 (J)	
1/20/2016	9.3E-05 (J)	
3/30/2016	<0.0025	
5/25/2016	<0.0025	
7/27/2016	<0.0025	
9/16/2016	<0.0025	
11/18/2016	<0.0025	
2/3/2017	<0.0025	
3/29/2017	<0.0025	
5/4/2017	<0.0025	
8/8/2017	<0.0025	
1/25/2018	<0.0025	
6/27/2018	<0.0025	
1/31/2019	<0.0025	
6/26/2019	0.00017 (J)	
9/11/2019	<0.0025	
3/12/2020	0.0002 (J)	
9/15/2020	<0.0025	
3/18/2021	0.00024 (J)	
8/19/2021	<0.0025	
3/10/2022		<0.0025
8/18/2022		<0.0025
2/16/2023		<0.0025
8/16/2023		<0.0025

ND substitution: RL or RL/2 if <15% NDs.

Mann-Whitney (Wilcoxon Rank Sum)

Constituent: Beryllium (mg/L) Analysis Run 8/13/2024 10:27 AM View: Appendix I Mann-Whitney

Plant Wansley Client: Southern Company Data: Wansley Landfill

	GWC-25	GWC-25
9/17/2011	<0.0025	
10/31/2011	<0.0025	
12/14/2011	<0.0025	
2/7/2012	<0.0025	
7/17/2012	<0.0025	
7/24/2013	<0.0025	
1/23/2014	<0.0025	
7/8/2014	<0.0025	
1/21/2015	<0.0025	
7/30/2015	<0.0025	
1/21/2016	<0.0025	
3/28/2016	<0.0025	
5/25/2016	<0.0025	
7/27/2016	<0.0025	
9/19/2016	<0.0025	
11/15/2016	<0.0025	
1/24/2017	<0.0025	
3/23/2017	<0.0025	
5/2/2017	<0.0025	
8/3/2017	<0.0025	
1/25/2018	<0.0025	
6/27/2018	<0.0025	
1/24/2019	6.7E-05 (J)	
6/25/2019	<0.0025	
9/11/2019	0.00019 (J)	
3/12/2020	<0.0025	
9/14/2020	<0.0025	
3/17/2021	<0.0025	
8/19/2021	<0.0025	
3/8/2022		<0.0025
8/10/2022		<0.0025
2/21/2023		<0.0025
8/15/2023		<0.0025

ND substitution: RL or RL/2 if <15% NDs.

Mann-Whitney (Wilcoxon Rank Sum)

Constituent: Beryllium (mg/L) Analysis Run 8/13/2024 10:27 AM View: Appendix I Mann-Whitney

Plant Wansley Client: Southern Company Data: Wansley Landfill

	GWC-26	GWC-26
9/17/2011	<0.0025	
10/29/2011	<0.0025	
12/14/2011	<0.0025	
2/7/2012	<0.0025	
7/17/2012	<0.0025	
1/24/2013	<0.0025	
7/24/2013	<0.0025	
1/23/2014	<0.0025	
7/8/2014	<0.0025	
1/21/2015	<0.0025	
7/31/2015	<0.0025	
1/25/2016	<0.0025	
3/24/2016	<0.0025	
5/25/2016	<0.0025	
7/26/2016	<0.0025	
9/19/2016	<0.0025	
11/14/2016	<0.0025	
1/19/2017	<0.0025	
3/16/2017	<0.0025	
5/1/2017	<0.0025	
8/3/2017	<0.0025	
1/22/2018	<0.0025	
6/27/2018	<0.0025	
1/24/2019	8.1E-05 (J)	
6/25/2019	<0.0025	
9/12/2019	<0.0025	
3/13/2020	0.00019 (J)	
9/15/2020	<0.0025	
3/17/2021	<0.0025	
8/19/2021	<0.0025	
3/9/2022		<0.0025
8/10/2022		<0.0025
2/21/2023		<0.0025
8/16/2023		<0.0025

ND substitution: RL or RL/2 if <15% NDs.

Mann-Whitney (Wilcoxon Rank Sum)

Constituent: Beryllium (mg/L) Analysis Run 8/13/2024 10:27 AM View: Appendix I Mann-Whitney

Plant Wansley Client: Southern Company Data: Wansley Landfill

	GWC-27	GWC-27
9/17/2011	0.0066	
10/29/2011	0.0055	
12/14/2011	0.0058	
1/25/2012	0.006	
7/17/2012	<0.003	
1/24/2013	<0.003	
7/24/2013	0.0027	
1/23/2014	0.0047	
7/8/2014	0.005	
1/21/2015	0.0053	
7/30/2015	0.0013	
1/22/2016	0.00038 (J)	
3/23/2016	0.00229 (J)	
5/24/2016	<0.003	
7/26/2016	0.0015 (J)	
9/19/2016	0.0013 (J)	
11/11/2016	0.0057	
1/20/2017	0.003	
3/16/2017	0.0018 (J)	
4/28/2017	0.00075 (J)	
8/3/2017	0.005	
1/19/2018	0.0057	
6/27/2018	0.005	
1/24/2019	0.00039 (J)	
6/26/2019	0.0056	
9/12/2019	0.0012	
3/12/2020	0.00038 (J)	
9/9/2020	0.0034	
3/18/2021	0.0043	
8/23/2021	0.0015 (J)	
3/8/2022		0.0048
8/10/2022		0.0056
2/20/2023		0.0016 (J)
8/15/2023		0.0039

ND substitution: RL or RL/2 if <15% NDs.

Mann-Whitney (Wilcoxon Rank Sum)

Constituent: Beryllium (mg/L) Analysis Run 8/13/2024 10:27 AM View: Appendix I Mann-Whitney

Plant Wansley Client: Southern Company Data: Wansley Landfill

	GWC-30	GWC-30
9/15/2011	<0.0025	
10/28/2011	<0.0025	
12/13/2011	<0.0025	
2/8/2012	<0.0025	
7/18/2012	<0.0025	
1/24/2013	<0.0025	
7/24/2013	<0.0025	
1/23/2014	<0.0025	
7/1/2014	<0.0025	
1/20/2015	<0.0025	
7/30/2015	<0.0025	
1/19/2016	9E-05 (J)	
3/23/2016	<0.0025	
5/20/2016	<0.0025	
7/21/2016	<0.0025	
9/20/2016	<0.0025	
11/14/2016	<0.0025	
1/24/2017	<0.0025	
3/17/2017	<0.0025	
5/1/2017	<0.0025	
8/4/2017	<0.0025	
1/24/2018	<0.0025	
6/21/2018	<0.0025	
1/30/2019	<0.0025	
6/27/2019	<0.0025	
9/10/2019	<0.0025	
3/11/2020	<0.0025	
9/10/2020	<0.0025	
3/18/2021	<0.0025	
8/23/2021	<0.0025	
3/2/2022		<0.0025
8/10/2022		<0.0025
2/14/2023		<0.0025
8/16/2023		<0.0025

ND substitution: RL or RL/2 if <15% NDs.

Mann-Whitney (Wilcoxon Rank Sum)

Constituent: Beryllium (mg/L) Analysis Run 8/13/2024 10:27 AM View: Appendix I Mann-Whitney

Plant Wansley Client: Southern Company Data: Wansley Landfill

	GWC-31	GWC-31
9/17/2011	<0.003	
10/31/2011	<0.003	
2/7/2012	<0.003	
1/23/2013	<0.003	
1/23/2014	0.00099 (J)	
7/1/2014	0.0011 (J)	
1/21/2015	0.00082 (J)	
1/25/2016	0.00061 (J)	
3/30/2016	<0.003	
5/25/2016	<0.003	
7/27/2016	0.00076 (J)	
1/25/2017	0.00064 (J)	
3/23/2017	0.00067 (J)	
5/2/2017	0.00077 (J)	
7/19/2017	0.00083 (J)	
8/4/2017	0.0011 (J)	
1/23/2018	0.001 (J)	
6/27/2018	0.00071 (J)	
1/31/2019	0.00057 (J)	
6/26/2019	0.00084 (J)	
9/11/2019	0.00092 (J)	
3/17/2020	0.0004 (J)	
9/11/2020	0.00068 (J)	
3/16/2021	0.0006 (J)	
8/25/2021	0.00072 (J)	
3/10/2022		0.00074 (J)
8/16/2022		0.00041 (J)
2/22/2023		0.00091 (J)
8/16/2023		0.00083 (J)

ND substitution: RL or RL/2 if <15% NDs.

Mann-Whitney (Wilcoxon Rank Sum)

Constituent: Beryllium (mg/L) Analysis Run 8/13/2024 10:27 AM View: Appendix I Mann-Whitney

Plant Wansley Client: Southern Company Data: Wansley Landfill

	GWC-32	GWC-32
9/15/2011	<0.0013	
10/31/2011	<0.0013	
12/13/2011	<0.0013	
2/1/2012	<0.0013	
7/17/2012	<0.0013	
1/23/2013	<0.0013	
7/24/2013	<0.0013	
1/23/2014	0.00068 (J)	
7/1/2014	0.00062 (J)	
1/20/2015	0.00066 (J)	
7/30/2015	0.001 (J)	
1/25/2016	0.00066 (J)	
3/23/2016	0.000735 (J)	
5/24/2016	0.00134 (J)	
7/22/2016	0.0012 (J)	
9/16/2016	0.0015 (J)	
11/15/2016	0.0015 (J)	
1/26/2017	0.001 (J)	
3/24/2017	0.0016 (J)	
5/2/2017	0.0012 (J)	
8/3/2017	0.0018 (J)	
1/23/2018	0.0018 (J)	
6/26/2018	0.0015 (J)	
1/30/2019	0.0016 (J)	
6/27/2019	0.0017	
9/12/2019	0.0019	
1/14/2020	0.0015	
3/18/2020	0.0014 (J)	
9/15/2020	0.0018 (J)	
3/17/2021	0.0013 (J)	
8/24/2021	0.0011 (J)	
3/9/2022		0.001 (J)
8/10/2022		0.0016 (J)
2/15/2023		0.0013 (J)
8/15/2023		0.001 (J)

ND substitution: RL or RL/2 if <15% NDs.

Mann-Whitney (Wilcoxon Rank Sum)

Constituent: Beryllium (mg/L) Analysis Run 8/13/2024 10:27 AM View: Appendix I Mann-Whitney

Plant Wansley Client: Southern Company Data: Wansley Landfill

	GWC-33	GWC-33
9/16/2011	<0.0025	
10/30/2011	<0.0025	
12/13/2011	<0.0025	
2/1/2012	<0.0025	
7/17/2012	<0.0025	
1/23/2013	<0.0025	
7/17/2013	<0.0025	
1/23/2014	0.00054 (J)	
1/20/2015	0.00091 (J)	
7/29/2015	0.0011 (J)	
1/25/2016	0.00075 (J)	
3/23/2016	0.000892 (J)	
5/24/2016	0.00065 (J)	
7/22/2016	0.0011 (J)	
9/16/2016	0.001 (J)	
11/17/2016	0.00046 (J)	
1/25/2017	<0.0025	
3/23/2017	0.00077 (J)	
5/1/2017	0.00062 (J)	
8/4/2017	0.00051 (J)	
1/23/2018	0.00034 (J)	
6/26/2018	<0.0025	
1/30/2019	0.00036 (J)	
6/26/2019	0.00027 (J)	
9/12/2019	0.00044 (J)	
3/12/2020	0.00049 (J)	
9/16/2020	0.00027 (J)	
3/18/2021	0.0002 (J)	
8/24/2021	<0.0025	
3/9/2022		<0.0025
8/15/2022		0.00044 (J)
2/20/2023		0.00044 (J)
8/15/2023		0.0004 (J)

ND substitution: RL or RL/2 if <15% NDs.

Mann-Whitney (Wilcoxon Rank Sum)

Constituent: Beryllium (mg/L) Analysis Run 8/13/2024 10:27 AM View: Appendix I Mann-Whitney

Plant Wansley Client: Southern Company Data: Wansley Landfill

	GWC-34	GWC-34
9/16/2011	<0.0025	
10/31/2011	<0.0025	
12/12/2011	<0.0025	
2/1/2012	<0.0025	
7/16/2012	<0.0025	
1/22/2013	<0.0025	
7/17/2013	<0.0025	
1/23/2014	<0.0025	
6/25/2014	<0.0025	
1/14/2015	<0.0025	
7/29/2015	0.00011 (J)	
1/21/2016	0.00012 (J)	
3/24/2016	<0.0025	
5/23/2016	<0.0025	
7/21/2016	<0.0025	
9/15/2016	<0.0025	
11/15/2016	<0.0025	
1/25/2017	<0.0025	
3/22/2017	<0.0025	
5/1/2017	<0.0025	
8/3/2017	<0.0025	
1/23/2018	<0.0025	
6/20/2018	<0.0025	
1/28/2019	6.1E-05 (J)	
6/26/2019	0.00032 (J)	
9/11/2019	<0.0025	
3/11/2020	<0.0025	
9/11/2020	<0.0025	
3/16/2021	<0.0025	
8/24/2021	<0.0025	
3/2/2022		<0.0025
8/10/2022		<0.0025
2/20/2023		<0.0025
8/16/2023		<0.0025

ND substitution: RL or RL/2 if <15% NDs.

Mann-Whitney (Wilcoxon Rank Sum)

Constituent: Beryllium (mg/L) Analysis Run 8/13/2024 10:27 AM View: Appendix I Mann-Whitney

Plant Wansley Client: Southern Company Data: Wansley Landfill

	GWC-35	GWC-35
9/16/2011	<0.0025	
10/31/2011	<0.0025	
12/12/2011	<0.0025	
2/1/2012	<0.0025	
7/16/2012	<0.0025	
1/22/2013	<0.0025	
7/2/2013	<0.0025	
1/21/2014	<0.0025	
6/25/2014	<0.0025	
1/14/2015	<0.0025	
7/28/2015	8.5E-05 (J)	
1/21/2016	8.5E-05 (J)	
3/24/2016	<0.0025	
5/23/2016	<0.0025	
7/21/2016	<0.0025	
9/15/2016	<0.0025	
11/15/2016	<0.0025	
1/26/2017	<0.0025	
3/22/2017	<0.0025	
5/2/2017	<0.0025	
8/3/2017	<0.0025	
1/23/2018	<0.0025	
6/19/2018	<0.0025	
1/21/2019	<0.0025	
6/26/2019	0.00022 (J)	
9/12/2019	<0.0025	
3/11/2020	<0.0025	
9/11/2020	0.00024 (J)	
3/16/2021	<0.0025	
8/18/2021	<0.0025	
3/2/2022		<0.0025
8/15/2022		<0.0025
2/20/2023		<0.0025
8/16/2023		<0.0025

ND substitution: RL or RL/2 if <15% NDs.

Mann-Whitney (Wilcoxon Rank Sum)

Constituent: Beryllium (mg/L) Analysis Run 8/13/2024 10:27 AM View: Appendix I Mann-Whitney

Plant Wansley Client: Southern Company Data: Wansley Landfill

	GWC-6	GWC-6
8/31/2011	<0.0025	
10/30/2011	<0.0025	
12/5/2011	<0.0025	
1/25/2012	<0.0025	
7/24/2012	<0.0025	
1/8/2013	<0.0025	
7/9/2013	<0.0025	
1/15/2014	<0.0025	
6/25/2014	<0.0025	
1/20/2015	<0.0025	
7/24/2015	<0.0025	
1/20/2016	7.8E-05 (J)	
3/28/2016	<0.0025	
5/24/2016	<0.0025	
7/21/2016	<0.0025	
9/15/2016	<0.0025	
11/16/2016	<0.0025	
1/26/2017	<0.0025	
3/22/2017	<0.0025	
5/2/2017	<0.0025	
8/3/2017	<0.0025	
1/23/2018	<0.0025	
6/25/2018	<0.0025	
1/30/2019	<0.0025	
6/26/2019	<0.0025	
9/12/2019	<0.0025	
3/16/2020	<0.0025	
9/11/2020	<0.0025	
3/17/2021	<0.0025	
8/18/2021	<0.0025	
3/2/2022		<0.0025
8/11/2022		<0.0025
2/20/2023		<0.0025
8/14/2023		<0.0025

ND substitution: RL or RL/2 if <15% NDs.

Mann-Whitney (Wilcoxon Rank Sum)

Constituent: Beryllium (mg/L) Analysis Run 8/13/2024 10:27 AM View: Appendix I Mann-Whitney

Plant Wansley Client: Southern Company Data: Wansley Landfill

	GWC-8	GWC-8
9/7/2011	<0.0025	
10/30/2011	<0.0025	
12/5/2011	<0.0025	
1/19/2012	<0.0025	
7/18/2012	<0.0025	
1/7/2013	<0.0025	
7/9/2013	<0.0025	
1/14/2014	<0.0025	
6/24/2014	<0.0025	
1/20/2015	<0.0025	
7/27/2015	<0.0025	
1/26/2016	<0.0025	
3/29/2016	<0.0025	
5/24/2016	<0.0025	
7/26/2016	<0.0025	
9/19/2016	<0.0025	
11/16/2016	<0.0025	
1/26/2017	<0.0025	
3/23/2017	<0.0025	
5/3/2017	<0.0025	
8/7/2017	<0.0025	
1/24/2018	<0.0025	
6/21/2018	<0.0025	
1/22/2019	5.8E-05 (J)	
6/25/2019	<0.0025	
9/10/2019	<0.0025	
3/12/2020	0.00061 (J)	
9/14/2020	<0.0025	
3/16/2021	<0.0025	
8/20/2021	<0.0025	
3/2/2022		<0.0025
8/11/2022		<0.0025
2/15/2023		<0.0025
8/9/2023		<0.0025

ND substitution: RL or RL/2 if <15% NDs.

Mann-Whitney (Wilcoxon Rank Sum)

Constituent: Beryllium (mg/L) Analysis Run 8/13/2024 10:27 AM View: Appendix I Mann-Whitney

Plant Wansley Client: Southern Company Data: Wansley Landfill

	GWC-9	GWC-9
9/7/2011	<0.0025	
10/30/2011	<0.0025	
12/4/2011	<0.0025	
1/19/2012	<0.0025	
7/18/2012	<0.0025	
1/8/2013	<0.0025	
7/9/2013	<0.0025	
1/14/2014	0.00012 (J)	
6/24/2014	0.00014 (J)	
1/20/2015	0.00014 (J)	
7/27/2015	0.00012 (J)	
1/26/2016	<0.0025	
3/29/2016	<0.0025	
5/24/2016	<0.0025	
7/25/2016	<0.0025	
9/19/2016	<0.0025	
11/16/2016	<0.0025	
1/31/2017	<0.0025	
3/23/2017	<0.0025	
5/2/2017	<0.0025	
8/7/2017	<0.0025	
1/24/2018	<0.0025	
6/21/2018	<0.0025	
1/22/2019	7.9E-05 (J)	
6/25/2019	<0.0025	
9/16/2019	<0.0025	
3/16/2020	0.00041 (J)	
9/11/2020	<0.0025	
3/16/2021	<0.0025	
8/25/2021	<0.0025	
3/9/2022		<0.0025
8/16/2022		0.00035 (J)
2/15/2023		<0.0025
8/9/2023		0.00023 (J)

ND substitution: RL or RL/2 if <15% NDs.

Mann-Whitney (Wilcoxon Rank Sum)

Constituent: Cadmium (mg/L) Analysis Run 8/13/2024 10:27 AM View: Appendix I Mann-Whitney

Plant Wansley Client: Southern Company Data: Wansley Landfill

	GWA-1	GWA-1
9/16/2011	<0.0025	
10/27/2011	<0.0025	
12/13/2011	<0.0025	
1/31/2012	<0.0025	
7/18/2012	<0.0025	
1/24/2013	<0.0025	
7/17/2013	<0.0025	
1/21/2014	<0.0025	
6/25/2014	<0.0025	
1/14/2015	<0.0025	
7/21/2015	<0.0025	
1/21/2016	<0.0025	
3/23/2016	<0.0025	
5/20/2016	<0.0025	
7/21/2016	<0.0025	
9/15/2016	<0.0025	
11/11/2016	<0.0025	
1/19/2017	<0.0025	
3/16/2017	<0.0025	
4/28/2017	<0.0025	
8/3/2017	<0.0025	
1/19/2018	<0.0025	
6/19/2018	0.0005 (J)	
1/17/2019	<0.0025	
6/24/2019	<0.0025	
9/9/2019	<0.0025	
3/10/2020	<0.0025	
9/9/2020	<0.0025	
3/15/2021	<0.0025	
8/16/2021	<0.0025	
2/28/2022		<0.0025
8/9/2022		<0.0025
2/14/2023		9E-05 (J)
8/9/2023		<0.0025

ND substitution: RL or RL/2 if <15% NDs.

Mann-Whitney (Wilcoxon Rank Sum)

Constituent: Cadmium (mg/L) Analysis Run 8/13/2024 10:27 AM View: Appendix I Mann-Whitney

Plant Wansley Client: Southern Company Data: Wansley Landfill

	GWA-28	GWA-28
9/16/2011	<0.0025	
10/28/2011	<0.0025	
12/12/2011	<0.0025	
1/25/2012	<0.0025	
7/16/2012	<0.0025	
1/24/2013	<0.0025	
7/23/2013	<0.0025	
1/22/2014	<0.0025	
7/1/2014	<0.0025	
1/21/2015	<0.0025	
7/21/2015	<0.0025	
1/22/2016	<0.0025	
3/22/2016	<0.0025	
5/23/2016	<0.0025	
7/25/2016	<0.0025	
9/15/2016	<0.0025	
11/9/2016	<0.0025	
1/17/2017	<0.0025	
3/16/2017	<0.0025	
4/27/2017	<0.0025	
8/1/2017	<0.0025	
1/19/2018	<0.0025	
6/19/2018	<0.0025	
1/21/2019	<0.0025	
6/25/2019	<0.0025	
9/10/2019	<0.0025	
3/10/2020	<0.0025	
9/9/2020	<0.0025	
3/15/2021	<0.0025	
8/16/2021	<0.0025	
3/1/2022		<0.0025
8/9/2022		<0.0025
2/14/2023		8E-05 (J)
8/9/2023		<0.0025

ND substitution: RL or RL/2 if <15% NDs.

Mann-Whitney (Wilcoxon Rank Sum)

Constituent: Cadmium (mg/L) Analysis Run 8/13/2024 10:27 AM View: Appendix I Mann-Whitney

Plant Wansley Client: Southern Company Data: Wansley Landfill

	GWA-29	GWA-29
9/17/2011	<0.0025	
10/28/2011	<0.0025	
12/12/2011	<0.0025	
1/31/2012	<0.0025	
7/17/2012	<0.0025	
1/24/2013	<0.0025	
7/24/2013	<0.0025	
1/22/2014	<0.0025	
7/8/2014	<0.0025 (D)	
1/21/2015	<0.0025	
7/22/2015	<0.0025	
1/19/2016	<0.0025 (D)	
3/22/2016	<0.0025	
5/19/2016	0.000111 (J)	
7/21/2016	<0.0025	
1/17/2017	<0.0025	
4/27/2017	<0.0025	
7/18/2017	<0.0025	
8/1/2017	<0.0025	
1/19/2018	<0.0025	
6/19/2018	<0.0025	
1/18/2019	<0.0025	
6/25/2019	<0.0025	
9/10/2019	<0.0025	
3/10/2020	<0.0025	
9/9/2020	<0.0025	
3/15/2021	<0.0025	
8/18/2021	<0.0025	
3/2/2022		<0.0025
8/9/2022		8.5E-05 (J)
2/13/2023		<0.0025
8/8/2023		<0.0025

ND substitution: RL or RL/2 if <15% NDs.

Mann-Whitney (Wilcoxon Rank Sum)

Constituent: Cadmium (mg/L) Analysis Run 8/13/2024 10:27 AM View: Appendix I Mann-Whitney

Plant Wansley Client: Southern Company Data: Wansley Landfill

	GWA-3	GWA-3
8/31/2011	<0.0025	
6/25/2014	<0.0025	
7/21/2015	0.00042 (J)	
3/31/2016	0.000546 (J)	
5/25/2016	0.000137 (J)	
7/27/2016	<0.0025	
8/1/2017	<0.0025	
10/3/2017	<0.0025	
6/20/2018	<0.0025	
1/18/2019	<0.0025	
6/25/2019	0.00014 (J)	
9/11/2019	<0.0025	
3/10/2020	<0.0025	
9/9/2020	<0.0025	
3/15/2021	<0.0025	
8/18/2021	<0.0025	
3/1/2022		<0.0025
8/9/2022		0.00018 (J)
2/14/2023		0.00015 (J)
8/8/2023		0.00012 (J)

ND substitution: RL or RL/2 if <15% NDs.

Mann-Whitney (Wilcoxon Rank Sum)

Constituent: Cadmium (mg/L) Analysis Run 8/13/2024 10:27 AM View: Appendix I Mann-Whitney

Plant Wansley Client: Southern Company Data: Wansley Landfill

	GWC-11	GWC-11
9/13/2011	<0.0025	
10/28/2011	<0.0025	
12/4/2011	<0.0025	
2/9/2012	<0.0025	
7/18/2012	<0.0025	
1/8/2013	<0.0025	
7/9/2013	<0.0025	
1/15/2014	<0.0025	
6/25/2014	<0.0025	
1/21/2015	0.0014	
7/28/2015	0.0022	
1/26/2016	<0.0025	
3/29/2016	<0.0025	
5/25/2016	<0.0025	
7/25/2016	<0.0025	
9/19/2016	<0.0025	
11/16/2016	<0.0025	
1/31/2017	<0.0025	
3/23/2017	<0.0025	
5/2/2017	<0.0025	
8/7/2017	<0.0025	
1/24/2018	<0.0025	
6/20/2018	<0.0025	
1/24/2019	<0.0025	
6/26/2019	<0.0025	
9/16/2019	<0.0025	
3/16/2020	0.00033 (J)	
9/10/2020	<0.0025	
3/17/2021	<0.0025	
8/23/2021	<0.0025	
3/7/2022		<0.0025
8/15/2022		<0.0025
2/21/2023		<0.0025
8/14/2023		<0.0025

ND substitution: RL or RL/2 if <15% NDs.

Mann-Whitney (Wilcoxon Rank Sum)

Constituent: Cadmium (mg/L) Analysis Run 8/13/2024 10:27 AM View: Appendix I Mann-Whitney

Plant Wansley Client: Southern Company Data: Wansley Landfill

	GWC-13	GWC-13
9/13/2011	<0.0025	
10/28/2011	<0.0025	
12/4/2011	<0.0025	
1/24/2012	<0.0025	
7/11/2012	<0.0025	
1/8/2013	<0.0025	
7/10/2013	<0.0025	
1/21/2014	<0.0025	
7/1/2014	<0.0025	
1/21/2015	<0.0025	
7/28/2015	<0.0025	
1/27/2016	<0.0025	
3/29/2016	<0.0025	
5/25/2016	<0.0025	
7/26/2016	<0.0025	
9/15/2016	<0.0025	
11/17/2016	<0.0025	
1/31/2017	<0.0025	
3/23/2017	<0.0025	
5/3/2017	<0.0025	
8/4/2017	<0.0025	
1/25/2018	<0.0025	
6/20/2018	<0.0025	
1/22/2019	<0.0025	
6/25/2019	<0.0025	
9/12/2019	<0.0025	
3/12/2020	<0.0025	
9/10/2020	<0.0025	
3/17/2021	<0.0025	
8/23/2021	<0.0025	
3/8/2022		<0.0025
8/15/2022		0.0001 (J)
2/21/2023		<0.0025
8/16/2023		<0.0025

ND substitution: RL or RL/2 if <15% NDs.

Mann-Whitney (Wilcoxon Rank Sum)

Constituent: Cadmium (mg/L) Analysis Run 8/13/2024 10:27 AM View: Appendix I Mann-Whitney

Plant Wansley Client: Southern Company Data: Wansley Landfill

	GWC-14	GWC-14
9/13/2011	<0.0025	
10/27/2011	<0.0025	
12/3/2011	<0.0025	
1/24/2012	<0.0025	
7/11/2012	<0.0025	
1/8/2013	<0.0025	
7/10/2013	<0.0025	
1/21/2014	<0.0025	
7/1/2014	<0.0025	
1/14/2015	<0.0025	
7/22/2015	0.00028 (J)	
1/27/2016	<0.0025	
3/30/2016	0.000222 (J)	
5/25/2016	0.000327 (J)	
7/26/2016	<0.0025	
9/15/2016	0.00053 (J)	
11/17/2016	<0.0025	
2/1/2017	<0.0025	
3/23/2017	<0.0025	
5/3/2017	<0.0025	
8/7/2017	0.00051 (J)	
1/25/2018	<0.0025	
6/20/2018	0.00047 (J)	
1/22/2019	0.00021 (J)	
6/25/2019	0.00021 (J)	
9/12/2019	0.00052 (J)	
3/17/2020	0.00036 (J)	
9/10/2020	0.00043 (J)	
3/17/2021	0.00043 (J)	
8/23/2021	<0.0025	
3/7/2022		<0.0025
8/16/2022		0.00045 (J)
2/17/2023		0.00011 (J)
8/14/2023		<0.0025

ND substitution: RL or RL/2 if <15% NDs.

Mann-Whitney (Wilcoxon Rank Sum)

Constituent: Cadmium (mg/L) Analysis Run 8/13/2024 10:27 AM View: Appendix I Mann-Whitney

Plant Wansley Client: Southern Company Data: Wansley Landfill

	GWC-19	GWC-19
8/30/2011	<0.0025	
10/26/2011	<0.0025	
12/3/2011	<0.0025	
2/8/2012	<0.0025	
7/11/2012	<0.0025	
1/8/2013	<0.0025	
7/16/2013	<0.0025	
1/21/2014	<0.0025	
6/24/2014	<0.0025	
1/13/2015	<0.0025	
7/23/2015	<0.0025	
1/27/2016	<0.0025	
3/30/2016	<0.0025	
5/26/2016	<0.0025	
7/25/2016	<0.0025	
9/19/2016	<0.0025	
11/17/2016	<0.0025	
2/2/2017	<0.0025	
3/24/2017	<0.0025	
5/3/2017	<0.0025	
8/7/2017	<0.0025	
1/25/2018	<0.0025	
6/21/2018	<0.0025	
1/28/2019	<0.0025	
6/26/2019	<0.0025	
9/12/2019	<0.0025	
3/18/2020	<0.0025	
9/15/2020	<0.0025	
3/17/2021	<0.0025	
8/24/2021	<0.0025	
3/8/2022		0.00097 (J)
8/11/2022		<0.0025
2/21/2023		<0.0025
8/9/2023		<0.0025

ND substitution: RL or RL/2 if <15% NDs.

Mann-Whitney (Wilcoxon Rank Sum)

Constituent: Cadmium (mg/L) Analysis Run 8/13/2024 10:27 AM View: Appendix I Mann-Whitney

Plant Wansley Client: Southern Company Data: Wansley Landfill

	GWC-21	GWC-21
8/31/2011	<0.0025	
10/27/2011	<0.0025	
12/4/2011	<0.0025	
2/8/2012	<0.0025	
7/17/2012	<0.0025	
1/9/2013	<0.0025	
7/16/2013	<0.0025	
1/21/2014	0.00029	
6/24/2014	<0.0025	
1/13/2015	<0.0025	
7/23/2015	<0.0025	
1/26/2016	<0.0025	
3/30/2016	<0.0025	
5/26/2016	<0.0025	
7/26/2016	<0.0025	
9/20/2016	<0.0025	
11/17/2016	<0.0025	
2/2/2017	<0.0025	
3/28/2017	<0.0025	
5/4/2017	<0.0025	
8/7/2017	<0.0025	
1/26/2018	<0.0025	
6/20/2018	<0.0025	
1/24/2019	<0.0025	
6/25/2019	<0.0025	
9/11/2019	0.00018 (J)	
3/18/2020	<0.0025	
9/15/2020	<0.0025	
3/16/2021	0.00025 (J)	
8/19/2021	<0.0025	
3/7/2022		<0.0025
8/16/2022		9.5E-05 (J)
2/21/2023		0.00012 (J)
8/9/2023		8.5E-05 (J)

ND substitution: RL or RL/2 if <15% NDs.

Mann-Whitney (Wilcoxon Rank Sum)

Constituent: Cadmium (mg/L) Analysis Run 8/13/2024 10:27 AM View: Appendix I Mann-Whitney

Plant Wansley Client: Southern Company Data: Wansley Landfill

	GWC-22	GWC-22
9/15/2011	<0.0025	
10/29/2011	<0.0025	
12/13/2011	<0.0025	
1/25/2012	<0.0025	
7/18/2012	<0.0025	
1/22/2013	<0.0025	
7/16/2013	<0.0025	
1/21/2014	<0.0025	
6/25/2014	<0.0025	
1/14/2015	<0.0025	
7/23/2015	<0.0025	
1/26/2016	<0.0025	
3/31/2016	<0.0025	
5/26/2016	<0.0025	
7/26/2016	<0.0025	
9/20/2016	<0.0025	
11/17/2016	<0.0025	
2/3/2017	<0.0025	
3/28/2017	<0.0025	
5/3/2017	<0.0025	
8/8/2017	<0.0025	
1/25/2018	<0.0025	
6/20/2018	<0.0025	
1/24/2019	<0.0025	
6/25/2019	0.00057 (J)	
9/10/2019	0.00046 (J)	
3/18/2020	0.00062 (J)	
9/10/2020	<0.0025	
3/15/2021	<0.0025	
8/19/2021	<0.0025	
3/8/2022		<0.0025
8/17/2022		<0.0025
2/14/2023		9E-05 (J)
8/14/2023		<0.0025

ND substitution: RL or RL/2 if <15% NDs.

Mann-Whitney (Wilcoxon Rank Sum)

Constituent: Cadmium (mg/L) Analysis Run 8/13/2024 10:27 AM View: Appendix I Mann-Whitney

Plant Wansley Client: Southern Company Data: Wansley Landfill

	GWC-24	GWC-24
7/8/2014	<0.0025	
7/31/2015	<0.0025	
1/20/2016	<0.0025	
3/30/2016	0.000124 (J)	
5/25/2016	<0.0025	
7/27/2016	<0.0025	
9/16/2016	<0.0025	
11/18/2016	<0.0025	
2/3/2017	0.0021	
3/29/2017	<0.0025	
5/4/2017	<0.0025	
8/8/2017	<0.0025	
1/25/2018	<0.0025	
6/27/2018	<0.0025	
1/31/2019	<0.0025	
6/26/2019	<0.0025	
9/11/2019	<0.0025	
3/12/2020	<0.0025	
9/15/2020	<0.0025	
3/18/2021	<0.0025	
8/19/2021	<0.0025	
3/10/2022		<0.0025
8/18/2022		<0.0025
2/16/2023		8E-05 (J)
8/16/2023		<0.0025

ND substitution: RL or RL/2 if <15% NDs.

Mann-Whitney (Wilcoxon Rank Sum)

Constituent: Cadmium (mg/L) Analysis Run 8/13/2024 10:27 AM View: Appendix I Mann-Whitney

Plant Wansley Client: Southern Company Data: Wansley Landfill

	GWC-25	GWC-25
9/17/2011	<0.0025	
10/31/2011	<0.0025	
12/14/2011	<0.0025	
2/7/2012	<0.0025	
7/17/2012	<0.0025	
7/24/2013	<0.0025	
1/23/2014	<0.0025	
7/8/2014	<0.0025	
1/21/2015	<0.0025	
7/30/2015	<0.0025	
1/21/2016	<0.0025	
3/28/2016	<0.0025	
5/25/2016	<0.0025	
7/27/2016	<0.0025	
9/19/2016	<0.0025	
11/15/2016	<0.0025	
1/24/2017	<0.0025	
3/23/2017	<0.0025	
5/2/2017	<0.0025	
8/3/2017	<0.0025	
1/25/2018	<0.0025	
6/27/2018	<0.0025	
1/24/2019	<0.0025	
6/25/2019	<0.0025	
9/11/2019	0.0002 (J)	
3/12/2020	<0.0025	
9/14/2020	<0.0025	
3/17/2021	<0.0025	
8/19/2021	<0.0025	
3/8/2022		<0.0025
8/10/2022		<0.0025
2/21/2023		<0.0025
8/15/2023		<0.0025

ND substitution: RL or RL/2 if <15% NDs.

Mann-Whitney (Wilcoxon Rank Sum)

Constituent: Cadmium (mg/L) Analysis Run 8/13/2024 10:27 AM View: Appendix I Mann-Whitney

Plant Wansley Client: Southern Company Data: Wansley Landfill

	GWC-31	GWC-31
9/17/2011	<0.0025	
10/31/2011	<0.0025	
2/7/2012	<0.0025	
1/23/2013	<0.0025	
1/23/2014	<0.0025	
7/1/2014	<0.0025	
1/21/2015	<0.0025	
1/25/2016	<0.0025	
3/30/2016	<0.0025	
5/25/2016	<0.0025	
7/27/2016	<0.0025	
1/25/2017	<0.0025	
3/23/2017	<0.0025	
5/2/2017	<0.0025	
7/19/2017	<0.0025	
8/4/2017	<0.0025	
1/23/2018	<0.0025	
6/27/2018	<0.0025	
1/31/2019	<0.0025	
6/26/2019	<0.0025	
9/11/2019	<0.0025	
3/17/2020	<0.0025	
9/11/2020	<0.0025	
3/16/2021	<0.0025	
8/25/2021	<0.0025	
3/10/2022		<0.0025
8/16/2022		<0.0025
2/22/2023		8E-05 (J)
8/16/2023		<0.0025

ND substitution: RL or RL/2 if <15% NDs.

Mann-Whitney (Wilcoxon Rank Sum)

Constituent: Cadmium (mg/L) Analysis Run 8/13/2024 10:27 AM View: Appendix I Mann-Whitney

Plant Wansley Client: Southern Company Data: Wansley Landfill

	GWC-34	GWC-34
9/16/2011	<0.0025	
10/31/2011	<0.0025	
12/12/2011	<0.0025	
2/1/2012	<0.0025	
7/16/2012	<0.0025	
1/22/2013	<0.0025	
7/17/2013	<0.0025	
1/23/2014	<0.0025	
6/25/2014	<0.0025	
1/14/2015	<0.0025	
7/29/2015	<0.0025	
1/21/2016	<0.0025	
3/24/2016	<0.0025	
5/23/2016	<0.0025	
7/21/2016	<0.0025	
9/15/2016	<0.0025	
11/15/2016	<0.0025	
1/25/2017	<0.0025	
3/22/2017	<0.0025	
5/1/2017	<0.0025	
8/3/2017	<0.0025	
1/23/2018	<0.0025	
6/20/2018	<0.0025	
1/28/2019	<0.0025	
6/26/2019	<0.0025	
9/11/2019	<0.0025	
3/11/2020	<0.0025	
9/11/2020	<0.0025	
3/16/2021	<0.0025	
8/24/2021	<0.0025	
3/2/2022		<0.0025
8/10/2022		0.00016 (J)
2/20/2023		0.00014 (J)
8/16/2023		<0.0025

ND substitution: RL or RL/2 if <15% NDs.

Mann-Whitney (Wilcoxon Rank Sum)

Constituent: Cadmium (mg/L) Analysis Run 8/13/2024 10:27 AM View: Appendix I Mann-Whitney

Plant Wansley Client: Southern Company Data: Wansley Landfill

	GWC-7	GWC-7
9/7/2011	<0.0025	
10/30/2011	<0.0025	
12/5/2011	<0.0025	
1/25/2012	<0.0025	
7/18/2012	<0.0025	
1/7/2013	<0.0025	
7/9/2013	<0.0025	
1/14/2014	<0.0025	
6/24/2014	<0.0025	
1/20/2015	<0.0025	
7/27/2015	<0.0025	
1/26/2016	<0.0025	
3/29/2016	<0.0025	
5/24/2016	<0.0025	
7/22/2016	<0.0025	
9/15/2016	<0.0025	
11/16/2016	<0.0025	
1/26/2017	<0.0025	
3/22/2017	<0.0025	
5/2/2017	<0.0025	
8/4/2017	<0.0025	
1/23/2018	<0.0025	
6/25/2018	<0.0025	
1/21/2019	<0.0025	
6/25/2019	<0.0025	
9/10/2019	<0.0025	
3/12/2020	<0.0025	
9/14/2020	<0.0025	
3/16/2021	<0.0025	
8/19/2021	<0.0025	
3/2/2022		<0.0025
8/11/2022		<0.0025
2/21/2023		8.5E-05 (J)
8/9/2023		<0.0025

ND substitution: RL or RL/2 if <15% NDs.

Mann-Whitney (Wilcoxon Rank Sum)

Constituent: Cadmium (mg/L) Analysis Run 8/13/2024 10:27 AM View: Appendix I Mann-Whitney

Plant Wansley Client: Southern Company Data: Wansley Landfill

	GWC-8	GWC-8
9/7/2011	<0.0025	
10/30/2011	<0.0025	
12/5/2011	<0.0025	
1/19/2012	<0.0025	
7/18/2012	<0.0025	
1/7/2013	<0.0025	
7/9/2013	<0.0025	
1/14/2014	<0.0025	
6/24/2014	<0.0025	
1/20/2015	<0.0025	
7/27/2015	<0.0025	
1/26/2016	<0.0025	
3/29/2016	<0.0025	
5/24/2016	<0.0025	
7/26/2016	<0.0025	
9/19/2016	<0.0025	
11/16/2016	<0.0025	
1/26/2017	<0.0025	
3/23/2017	<0.0025	
5/3/2017	<0.0025	
8/7/2017	<0.0025	
1/24/2018	<0.0025	
6/21/2018	<0.0025	
1/22/2019	<0.0025	
6/25/2019	<0.0025	
9/10/2019	<0.0025	
3/12/2020	0.00032 (J)	
9/14/2020	<0.0025	
3/16/2021	<0.0025	
8/20/2021	<0.0025	
3/2/2022		<0.0025
8/11/2022		<0.0025
2/15/2023		<0.0025
8/9/2023		<0.0025

ND substitution: RL or RL/2 if <15% NDs.

Mann-Whitney (Wilcoxon Rank Sum)

Constituent: Cadmium (mg/L) Analysis Run 8/13/2024 10:27 AM View: Appendix I Mann-Whitney

Plant Wansley Client: Southern Company Data: Wansley Landfill

	GWC-9	GWC-9
9/7/2011	<0.0025	
10/30/2011	<0.0025	
12/4/2011	<0.0025	
1/19/2012	<0.0025	
7/18/2012	<0.0025	
1/8/2013	<0.0025	
7/9/2013	<0.0025	
1/14/2014	<0.0025	
6/24/2014	<0.0025	
1/20/2015	<0.0025	
7/27/2015	<0.0025	
1/26/2016	<0.0025	
3/29/2016	<0.0025	
5/24/2016	<0.0025	
7/25/2016	<0.0025	
9/19/2016	<0.0025	
11/16/2016	<0.0025	
1/31/2017	<0.0025	
3/23/2017	<0.0025	
5/2/2017	<0.0025	
8/7/2017	<0.0025	
1/24/2018	<0.0025	
6/21/2018	<0.0025	
1/22/2019	<0.0025	
6/25/2019	<0.0025	
9/16/2019	<0.0025	
3/16/2020	<0.0025	
9/11/2020	<0.0025	
3/16/2021	<0.0025	
8/25/2021	<0.0025	
3/9/2022		<0.0025
8/16/2022		9.5E-05 (J)
2/15/2023		<0.0025
8/9/2023		<0.0025

ND substitution: RL or RL/2 if <15% NDs.

Mann-Whitney (Wilcoxon Rank Sum)

Constituent: Chromium (mg/L) Analysis Run 8/13/2024 10:27 AM View: Appendix I Mann-Whitney

Plant Wansley Client: Southern Company Data: Wansley Landfill

	GWA-1	GWA-1
9/16/2011	0.0015	
10/27/2011	<0.002	
12/13/2011	<0.002	
1/31/2012	<0.002	
7/18/2012	<0.002	
1/24/2013	<0.002	
7/17/2013	<0.002	
1/21/2014	<0.002	
6/25/2014	<0.002	
1/14/2015	<0.002	
7/21/2015	<0.002	
1/21/2016	<0.002	
3/23/2016	<0.002	
5/20/2016	<0.002	
7/21/2016	<0.002	
9/15/2016	<0.002	
11/11/2016	<0.002	
1/19/2017	<0.002	
3/16/2017	<0.002	
4/28/2017	<0.002	
8/3/2017	<0.002	
1/19/2018	<0.002	
6/19/2018	<0.002	
1/17/2019	0.0012 (J)	
6/24/2019	0.0042	
9/9/2019	0.0017 (J)	
3/10/2020	<0.002	
9/9/2020	<0.002	
3/15/2021	<0.002	
8/16/2021	<0.002	
2/28/2022		<0.002
8/9/2022		<0.002
2/14/2023		<0.002
8/9/2023		<0.002

ND substitution: RL or RL/2 if <15% NDs.

Mann-Whitney (Wilcoxon Rank Sum)

Constituent: Chromium (mg/L) Analysis Run 8/13/2024 10:27 AM View: Appendix I Mann-Whitney

Plant Wansley Client: Southern Company Data: Wansley Landfill

	GWA-2	GWA-2
9/17/2011	<0.002	
10/27/2011	<0.002	
12/14/2011	<0.002	
2/7/2012	<0.002	
7/23/2012	<0.002	
1/23/2013	<0.002	
7/24/2013	<0.002	
1/22/2014	<0.002	
7/1/2014	<0.002	
1/22/2015	<0.002	
7/22/2015	<0.002	
1/20/2016	<0.002	
3/23/2016	<0.002	
5/24/2016	<0.002	
7/26/2016	<0.002	
9/16/2016	0.0019 (J)	
11/10/2016	<0.002	
1/19/2017	<0.002	
3/17/2017	<0.002	
4/28/2017	<0.002	
8/2/2017	<0.002	
1/19/2018	<0.002	
6/19/2018	0.0011 (J)	
1/17/2019	0.0016 (J)	
6/24/2019	0.0022	
9/10/2019	0.0019 (J)	
3/10/2020	<0.002	
9/10/2020	<0.002	
3/15/2021	<0.002	
8/18/2021	<0.002	
3/1/2022		<0.002
8/9/2022		<0.002
2/14/2023		<0.002
8/9/2023		<0.002

ND substitution: RL or RL/2 if <15% NDs.

Mann-Whitney (Wilcoxon Rank Sum)

Constituent: Chromium (mg/L) Analysis Run 8/13/2024 10:27 AM View: Appendix I Mann-Whitney

Plant Wansley Client: Southern Company Data: Wansley Landfill

	GWA-28	GWA-28
9/16/2011	<0.002	
10/28/2011	<0.002	
12/12/2011	<0.002	
1/25/2012	<0.002	
7/16/2012	<0.002	
1/24/2013	<0.002	
7/23/2013	<0.002	
1/22/2014	0.002	
7/1/2014	<0.002	
1/21/2015	<0.002	
7/21/2015	<0.002	
1/22/2016	<0.002	
3/22/2016	<0.002	
5/23/2016	<0.002	
7/25/2016	<0.002	
9/15/2016	0.0082 (O)	
11/9/2016	0.0044	
1/17/2017	<0.002	
3/16/2017	<0.002	
4/27/2017	<0.002	
8/1/2017	<0.002	
1/19/2018	<0.002	
6/19/2018	<0.002	
1/21/2019	0.0014 (J)	
6/25/2019	0.0024	
9/10/2019	0.0018 (J)	
3/10/2020	<0.002	
9/9/2020	<0.002	
3/15/2021	0.0028	
8/16/2021	<0.002	
3/1/2022		<0.002
8/9/2022		<0.002
2/14/2023		<0.002
8/9/2023		<0.002

ND substitution: RL or RL/2 if <15% NDs.

Mann-Whitney (Wilcoxon Rank Sum)

Constituent: Chromium (mg/L) Analysis Run 8/13/2024 10:27 AM View: Appendix I Mann-Whitney

Plant Wansley Client: Southern Company Data: Wansley Landfill

	GWA-29	GWA-29
9/17/2011	<0.002	
10/28/2011	<0.002	
12/12/2011	<0.002	
1/31/2012	<0.002	
7/17/2012	<0.002	
1/24/2013	<0.002	
7/24/2013	0.0013	
1/22/2014	<0.002	
7/8/2014	<0.002 (D)	
1/21/2015	<0.002	
7/22/2015	<0.002	
1/19/2016	<0.002 (D)	
3/22/2016	<0.002	
5/19/2016	0.00684 (JO)	
7/21/2016	<0.002	
1/17/2017	<0.002	
4/27/2017	<0.002	
7/18/2017	<0.002	
8/1/2017	0.0015 (J)	
1/19/2018	<0.002	
6/19/2018	<0.002	
1/18/2019	0.002 (J)	
6/25/2019	0.003	
9/10/2019	0.0019 (J)	
3/10/2020	<0.002	
9/9/2020	<0.002	
3/15/2021	0.021 (o)	
8/18/2021	<0.002	
3/2/2022		<0.002
8/9/2022		<0.002
2/13/2023		<0.002
8/8/2023		<0.002

ND substitution: RL or RL/2 if <15% NDs.

Mann-Whitney (Wilcoxon Rank Sum)

Constituent: Chromium (mg/L) Analysis Run 8/13/2024 10:27 AM View: Appendix I Mann-Whitney

Plant Wansley Client: Southern Company Data: Wansley Landfill

	GWA-3	GWA-3
8/31/2011	<0.002	
6/25/2014	<0.002	
7/21/2015	<0.002	
3/31/2016	<0.002	
5/25/2016	<0.002	
7/27/2016	<0.002	
8/1/2017	<0.002	
10/3/2017	0.0013 (J)	
6/20/2018	<0.002	
1/18/2019	0.0017 (J)	
6/25/2019	0.0027	
9/11/2019	<0.002	
3/10/2020	<0.002	
9/9/2020	<0.002	
3/15/2021	<0.002	
8/18/2021	<0.002	
3/1/2022		<0.002
8/9/2022		<0.002
2/14/2023		<0.002
8/8/2023		0.0015 (J)

ND substitution: RL or RL/2 if <15% NDs.

Mann-Whitney (Wilcoxon Rank Sum)

Constituent: Chromium (mg/L) Analysis Run 8/13/2024 10:27 AM View: Appendix I Mann-Whitney

Plant Wansley Client: Southern Company Data: Wansley Landfill

	GWA-4	GWA-4
8/31/2011	0.0014	
10/27/2011	<0.002	
12/14/2011	<0.002	
2/1/2012	<0.002	
7/23/2012	0.0014	
1/23/2013	<0.002	
7/17/2013	<0.002	
1/15/2014	<0.002	
6/25/2014	<0.002	
1/14/2015	<0.002	
7/21/2015	<0.002	
1/20/2016	<0.002	
3/23/2016	<0.002	
5/19/2016	<0.002	
7/21/2016	<0.002	
9/14/2016	<0.002	
11/10/2016	<0.002	
1/17/2017	<0.002	
3/16/2017	<0.002	
4/27/2017	<0.002	
8/2/2017	<0.002	
1/22/2018	<0.002	
6/19/2018	<0.002	
1/17/2019	0.0013 (J)	
6/24/2019	0.0022	
9/10/2019	<0.002	
3/10/2020	<0.002	
9/9/2020	<0.002	
3/15/2021	<0.002	
8/18/2021	<0.002	
3/1/2022		<0.002
8/9/2022		<0.002
2/14/2023		<0.002
8/9/2023		<0.002

ND substitution: RL or RL/2 if <15% NDs.

Mann-Whitney (Wilcoxon Rank Sum)

Constituent: Chromium (mg/L) Analysis Run 8/13/2024 10:27 AM View: Appendix I Mann-Whitney

Plant Wansley Client: Southern Company Data: Wansley Landfill

	GWC-10	GWC-10
1/25/2016	<0.002	
3/30/2016	<0.002	
5/25/2016	<0.002	
7/27/2016	0.0029	
9/16/2016	<0.002	
11/17/2016	<0.002	
2/1/2017	<0.002	
3/24/2017	<0.002	
5/3/2017	<0.002	
8/8/2017	<0.002	
1/25/2018	<0.002	
6/21/2018	<0.002	
1/31/2019	0.0018 (J)	
6/26/2019	0.0021	
9/17/2019	<0.002	
3/17/2020	<0.002	
9/10/2020	<0.002	
3/18/2021	<0.002	
8/20/2021	<0.002	
3/8/2022		<0.002
8/16/2022		<0.002
2/15/2023		<0.002
8/10/2023		0.002

ND substitution: RL or RL/2 if <15% NDs.

Mann-Whitney (Wilcoxon Rank Sum)

Constituent: Chromium (mg/L) Analysis Run 8/13/2024 10:27 AM View: Appendix I Mann-Whitney

Plant Wansley Client: Southern Company Data: Wansley Landfill

	GWC-11	GWC-11
9/13/2011	0.0031	
10/28/2011	0.0032	
12/4/2011	0.0031	
2/9/2012	<0.01	
7/18/2012	<0.01	
1/8/2013	0.0013	
7/9/2013	<0.01	
1/15/2014	0.0013	
6/25/2014	0.002	
1/21/2015	0.0013	
7/28/2015	0.0017	
1/26/2016	0.0012 (J)	
3/29/2016	<0.01	
5/25/2016	0.00213 (J)	
7/25/2016	0.0015 (J)	
9/19/2016	0.0022 (J)	
11/16/2016	0.002 (JB)	
1/31/2017	0.0022 (J)	
3/23/2017	0.002 (J)	
5/2/2017	0.0019 (J)	
8/7/2017	0.0023 (J)	
1/24/2018	0.0019 (J)	
6/20/2018	0.002 (J)	
1/24/2019	0.003	
6/26/2019	0.0041	
9/16/2019	0.0035	
3/16/2020	0.0019 (J)	
9/10/2020	0.0018 (J)	
3/17/2021	0.0016 (J)	
8/23/2021	0.0017 (J)	
3/7/2022		0.0016 (J)
8/15/2022		0.0017 (J)
2/21/2023		0.002
8/14/2023		0.0022

ND substitution: RL or RL/2 if <15% NDs.

Mann-Whitney (Wilcoxon Rank Sum)

Constituent: Chromium (mg/L) Analysis Run 8/13/2024 10:27 AM View: Appendix I Mann-Whitney

Plant Wansley Client: Southern Company Data: Wansley Landfill

	GWC-12	GWC-12
9/13/2011	<0.002	
10/28/2011	<0.002	
12/4/2011	<0.002	
1/24/2012	<0.002	
7/11/2012	<0.002	
1/8/2013	<0.002	
7/10/2013	<0.002	
1/21/2014	<0.002	
7/1/2014	<0.002	
1/21/2015	<0.002	
7/28/2015	<0.002	
1/26/2016	<0.002	
3/29/2016	<0.002	
5/25/2016	<0.002	
7/22/2016	<0.002	
9/15/2016	<0.002	
11/16/2016	<0.002	
1/31/2017	<0.002	
3/23/2017	<0.002	
5/3/2017	<0.002	
8/7/2017	<0.002	
1/24/2018	<0.002	
6/26/2018	<0.002	
1/25/2019	0.0011 (J)	
6/26/2019	0.0021	
9/11/2019	0.0023	
3/18/2020	<0.002	
9/10/2020	<0.002	
3/16/2021	0.0022	
8/19/2021	<0.002	
3/7/2022		<0.002
8/16/2022		<0.002
2/15/2023		<0.002
8/14/2023		<0.002

ND substitution: RL or RL/2 if <15% NDs.

Mann-Whitney (Wilcoxon Rank Sum)

Constituent: Chromium (mg/L) Analysis Run 8/13/2024 10:27 AM View: Appendix I Mann-Whitney

Plant Wansley Client: Southern Company Data: Wansley Landfill

	GWC-13	GWC-13
9/13/2011	0.0019	
10/28/2011	<0.002	
12/4/2011	<0.002	
1/24/2012	<0.002	
7/11/2012	<0.002	
1/8/2013	<0.002	
7/10/2013	<0.002	
1/21/2014	<0.002	
7/1/2014	<0.002	
1/21/2015	<0.002	
7/28/2015	<0.002	
1/27/2016	<0.002	
3/29/2016	<0.002	
5/25/2016	<0.002	
7/26/2016	<0.002	
9/15/2016	<0.002	
11/17/2016	<0.002	
1/31/2017	<0.002	
3/23/2017	<0.002	
5/3/2017	<0.002	
8/4/2017	<0.002	
1/25/2018	<0.002	
6/20/2018	<0.002	
1/22/2019	0.0013 (J)	
6/25/2019	0.0022	
9/12/2019	0.0027	
3/12/2020	<0.002	
9/10/2020	<0.002	
3/17/2021	<0.002	
8/23/2021	<0.002	
3/8/2022		<0.002
8/15/2022		<0.002
2/21/2023		<0.002
8/16/2023		<0.002

ND substitution: RL or RL/2 if <15% NDs.

Mann-Whitney (Wilcoxon Rank Sum)

Constituent: Chromium (mg/L) Analysis Run 8/13/2024 10:27 AM View: Appendix I Mann-Whitney

Plant Wansley Client: Southern Company Data: Wansley Landfill

	GWC-14	GWC-14
9/13/2011	<0.002	
10/27/2011	<0.002	
12/3/2011	<0.002	
1/24/2012	<0.002	
7/11/2012	<0.002	
1/8/2013	<0.002	
7/10/2013	<0.002	
1/21/2014	<0.002	
7/1/2014	<0.002	
1/14/2015	<0.002	
7/22/2015	<0.002	
1/27/2016	<0.002	
3/30/2016	<0.002	
5/25/2016	<0.002	
7/26/2016	<0.002	
9/15/2016	<0.002	
11/17/2016	<0.002	
2/1/2017	<0.002	
3/23/2017	<0.002	
5/3/2017	<0.002	
8/7/2017	<0.002	
1/25/2018	<0.002	
6/20/2018	<0.002	
1/22/2019	0.0013 (J)	
6/25/2019	0.0023	
9/12/2019	0.002	
3/17/2020	<0.002	
9/10/2020	<0.002	
3/17/2021	<0.002	
8/23/2021	<0.002	
3/7/2022		<0.002
8/16/2022		<0.002
2/17/2023		<0.002
8/14/2023		<0.002

ND substitution: RL or RL/2 if <15% NDs.

Mann-Whitney (Wilcoxon Rank Sum)

Constituent: Chromium (mg/L) Analysis Run 8/13/2024 10:27 AM View: Appendix I Mann-Whitney

Plant Wansley Client: Southern Company Data: Wansley Landfill

	GWC-15	GWC-15
9/16/2011	<0.002	
10/27/2011	<0.002	
12/3/2011	<0.002	
2/8/2012	<0.002	
7/11/2012	<0.002	
1/8/2013	<0.002	
7/2/2013	<0.002	
1/21/2014	<0.002	
6/24/2014	<0.002	
1/14/2015	<0.002	
7/22/2015	<0.002	
1/27/2016	<0.002	
3/30/2016	<0.002	
5/25/2016	<0.002	
7/26/2016	<0.002	
9/20/2016	<0.002	
11/17/2016	<0.002	
2/1/2017	<0.002	
3/23/2017	<0.002	
5/3/2017	<0.002	
8/4/2017	<0.002	
1/25/2018	<0.002	
6/20/2018	<0.002	
1/22/2019	0.0013 (J)	
6/25/2019	0.0022	
9/17/2019	<0.002	
3/16/2020	<0.002	
9/10/2020	<0.002	
3/18/2021	<0.002	
8/24/2021	<0.002	
3/7/2022		<0.002
8/16/2022		<0.002
2/21/2023		<0.002
8/14/2023		<0.002

ND substitution: RL or RL/2 if <15% NDs.

Mann-Whitney (Wilcoxon Rank Sum)

Constituent: Chromium (mg/L) Analysis Run 8/13/2024 10:27 AM View: Appendix I Mann-Whitney

Plant Wansley Client: Southern Company Data: Wansley Landfill

	GWC-16	GWC-16
8/30/2011	0.0028	
10/26/2011	0.0023	
12/3/2011	<0.005	
1/25/2012	<0.005	
7/11/2012	0.0022	
1/8/2013	0.0023	
7/2/2013	0.0024	
1/14/2014	0.0023	
6/25/2014	0.0024	
1/13/2015	0.0024	
7/22/2015	0.0023	
1/27/2016	0.0022	
3/30/2016	0.00261 (J)	
5/25/2016	0.00238 (J)	
7/27/2016	0.0025	
9/16/2016	0.0023 (J)	
11/17/2016	0.0022 (J)	
2/1/2017	0.0024 (J)	
3/24/2017	0.0026	
5/3/2017	0.0022 (J)	
8/7/2017	0.0023 (J)	
1/25/2018	0.0023 (J)	
6/20/2018	0.0025	
1/25/2019	0.0038	
6/25/2019	0.0045	
9/11/2019	0.0043	
3/17/2020	0.0024	
9/11/2020	0.0022	
3/17/2021	0.0027	
8/20/2021	0.0021	
3/8/2022		0.0022
8/16/2022		0.0019 (J)
2/20/2023		0.0027
8/14/2023		0.0027

ND substitution: RL or RL/2 if <15% NDs.

Mann-Whitney (Wilcoxon Rank Sum)

Constituent: Chromium (mg/L) Analysis Run 8/13/2024 10:27 AM View: Appendix I Mann-Whitney

Plant Wansley Client: Southern Company Data: Wansley Landfill

	GWC-17	GWC-17
8/30/2011	0.0014	
10/26/2011	<0.002	
12/3/2011	<0.002	
1/25/2012	<0.002	
7/11/2012	<0.002	
1/8/2013	<0.002	
7/16/2013	<0.002	
1/14/2014	<0.002	
6/25/2014	<0.002	
1/14/2015	<0.002	
7/28/2015	<0.002	
1/27/2016	<0.002	
3/30/2016	<0.002	
5/25/2016	<0.002	
7/27/2016	<0.002	
9/19/2016	<0.002	
11/17/2016	<0.002	
2/1/2017	<0.002	
3/24/2017	<0.002	
5/3/2017	<0.002	
8/7/2017	<0.002	
1/25/2018	<0.002	
6/26/2018	<0.002	
1/24/2019	0.0014 (J)	
6/25/2019	0.0042	
9/11/2019	<0.002	
3/17/2020	<0.002	
9/14/2020	<0.002	
3/16/2021	<0.002	
8/20/2021	<0.002	
3/8/2022		<0.002
8/11/2022		<0.002
2/20/2023		<0.002
8/10/2023		<0.002

ND substitution: RL or RL/2 if <15% NDs.

Mann-Whitney (Wilcoxon Rank Sum)

Constituent: Chromium (mg/L) Analysis Run 8/13/2024 10:27 AM View: Appendix I Mann-Whitney

Plant Wansley Client: Southern Company Data: Wansley Landfill

	GWC-18	GWC-18
8/30/2011	0.0014	
10/26/2011	<0.002	
12/3/2011	<0.002	
2/8/2012	<0.002	
7/11/2012	<0.002	
1/8/2013	<0.002	
7/16/2013	<0.002	
1/14/2014	<0.002	
6/24/2014	<0.002	
1/13/2015	<0.002	
7/23/2015	<0.002	
1/27/2016	<0.002	
3/30/2016	<0.002	
5/26/2016	<0.002	
7/25/2016	<0.002	
9/19/2016	<0.002	
11/17/2016	<0.002	
2/1/2017	0.0014 (J)	
3/24/2017	<0.002	
5/3/2017	<0.002	
8/7/2017	<0.002	
1/25/2018	<0.002	
6/21/2018	<0.002	
1/28/2019	0.0012 (J)	
6/27/2019	0.0022	
9/11/2019	<0.002	
3/17/2020	<0.002	
9/14/2020	<0.002	
3/16/2021	<0.002	
8/24/2021	<0.002	
3/8/2022		<0.002
8/11/2022		<0.002
2/20/2023		<0.002
8/9/2023		<0.002

ND substitution: RL or RL/2 if <15% NDs.

Mann-Whitney (Wilcoxon Rank Sum)

Constituent: Chromium (mg/L) Analysis Run 8/13/2024 10:27 AM View: Appendix I Mann-Whitney

Plant Wansley Client: Southern Company Data: Wansley Landfill

	GWC-19	GWC-19
8/30/2011	0.0014	
10/26/2011	<0.002	
12/3/2011	<0.002	
2/8/2012	<0.002	
7/11/2012	<0.002	
1/8/2013	<0.002	
7/16/2013	<0.002	
1/21/2014	<0.002	
6/24/2014	<0.002	
1/13/2015	<0.002	
7/23/2015	<0.002	
1/27/2016	<0.002	
3/30/2016	<0.002	
5/26/2016	<0.002	
7/25/2016	<0.002	
9/19/2016	<0.002	
11/17/2016	<0.002	
2/2/2017	<0.002	
3/24/2017	<0.002	
5/3/2017	<0.002	
8/7/2017	<0.002	
1/25/2018	<0.002	
6/21/2018	<0.002	
1/28/2019	<0.002	
6/26/2019	0.0023	
9/12/2019	0.0024	
3/18/2020	<0.002	
9/15/2020	<0.002	
3/17/2021	<0.002	
8/24/2021	<0.002	
3/8/2022		<0.002
8/11/2022		<0.002
2/21/2023		<0.002
8/9/2023		<0.002

ND substitution: RL or RL/2 if <15% NDs.

Mann-Whitney (Wilcoxon Rank Sum)

Constituent: Chromium (mg/L) Analysis Run 8/13/2024 10:27 AM View: Appendix I Mann-Whitney

Plant Wansley Client: Southern Company Data: Wansley Landfill

	GWC-20	GWC-20
8/31/2011	0.0016	
10/27/2011	<0.002	
12/4/2011	<0.002	
2/8/2012	<0.002	
7/11/2012	<0.002	
1/8/2013	<0.002	
7/16/2013	<0.002	
1/21/2014	<0.002	
6/24/2014	<0.002	
1/13/2015	<0.002	
7/23/2015	<0.002	
1/27/2016	<0.002	
3/30/2016	<0.002	
5/26/2016	<0.002	
7/25/2016	<0.002	
9/20/2016	<0.002	
11/17/2016	<0.002	
2/2/2017	<0.002	
3/28/2017	<0.002	
5/4/2017	<0.002	
8/7/2017	0.0017 (J)	
1/26/2018	<0.002	
6/21/2018	<0.002	
1/28/2019	0.0011 (J)	
6/25/2019	0.0023	
9/11/2019	0.0027	
3/18/2020	<0.002	
9/15/2020	<0.002	
3/16/2021	<0.002	
8/24/2021	<0.002	
3/7/2022		<0.002
8/16/2022		<0.002
2/22/2023		<0.002
8/9/2023		0.0015 (J)

ND substitution: RL or RL/2 if <15% NDs.

Mann-Whitney (Wilcoxon Rank Sum)

Constituent: Chromium (mg/L) Analysis Run 8/13/2024 10:27 AM View: Appendix I Mann-Whitney

Plant Wansley Client: Southern Company Data: Wansley Landfill

	GWC-21	GWC-21
8/31/2011	0.0014	
10/27/2011	<0.002	
12/4/2011	<0.002	
2/8/2012	<0.002	
7/17/2012	<0.002	
1/9/2013	<0.002	
7/16/2013	<0.002	
1/21/2014	<0.002	
6/24/2014	<0.002	
1/13/2015	<0.002	
7/23/2015	<0.002	
1/26/2016	<0.002	
3/30/2016	<0.002	
5/26/2016	<0.002	
7/26/2016	<0.002	
9/20/2016	<0.002	
11/17/2016	<0.002	
2/2/2017	<0.002	
3/28/2017	<0.002	
5/4/2017	<0.002	
8/7/2017	<0.002	
1/26/2018	<0.002	
6/20/2018	<0.002	
1/24/2019	0.0012 (J)	
6/25/2019	0.0021	
9/11/2019	0.0022	
3/18/2020	<0.002	
9/15/2020	<0.002	
3/16/2021	<0.002	
8/19/2021	<0.002	
3/7/2022		<0.002
8/16/2022		<0.002
2/21/2023		<0.002
8/9/2023		<0.002

ND substitution: RL or RL/2 if <15% NDs.

Mann-Whitney (Wilcoxon Rank Sum)

Constituent: Chromium (mg/L) Analysis Run 8/13/2024 10:27 AM View: Appendix I Mann-Whitney

Plant Wansley Client: Southern Company Data: Wansley Landfill

	GWC-22	GWC-22
9/15/2011	<0.002	
10/29/2011	<0.002	
12/13/2011	<0.002	
1/25/2012	<0.002	
7/18/2012	0.0016	
1/22/2013	0.0019	
7/16/2013	<0.002	
1/21/2014	<0.002	
6/25/2014	0.0011 (J)	
1/14/2015	<0.002	
7/23/2015	0.0015	
1/26/2016	<0.002	
3/31/2016	<0.002	
5/26/2016	<0.002	
7/26/2016	<0.002	
9/20/2016	0.0011 (J)	
11/17/2016	<0.002	
2/3/2017	0.0011 (J)	
3/28/2017	0.0027	
5/3/2017	0.0018 (J)	
8/8/2017	<0.002	
1/25/2018	<0.002	
6/20/2018	0.0015 (J)	
1/24/2019	0.0021 (J)	
6/25/2019	0.003	
9/10/2019	0.0026	
3/18/2020	<0.002	
9/10/2020	<0.002	
3/15/2021	<0.002	
8/19/2021	<0.002	
3/8/2022		<0.002
8/17/2022		<0.002
2/14/2023		<0.002
8/14/2023		0.0015 (J)

ND substitution: RL or RL/2 if <15% NDs.

Mann-Whitney (Wilcoxon Rank Sum)

Constituent: Chromium (mg/L) Analysis Run 8/13/2024 10:27 AM View: Appendix I Mann-Whitney

Plant Wansley Client: Southern Company Data: Wansley Landfill

	GWC-23	GWC-23
9/16/2011	0.0019	
10/29/2011	<0.002	
12/13/2011	<0.002	
1/31/2012	<0.002	
7/18/2012	<0.002	
1/22/2013	<0.002	
7/23/2013	0.0013	
1/22/2014	<0.002	
7/1/2014	0.0011 (J)	
1/22/2015	<0.002	
7/29/2015	0.0012 (J)	
1/21/2016	<0.002	
3/29/2016	0.00226 (J)	
5/25/2016	<0.002	
7/27/2016	<0.002	
9/20/2016	<0.002	
11/18/2016	<0.002	
2/3/2017	<0.002	
3/28/2017	<0.002	
5/4/2017	<0.002	
8/8/2017	<0.002	
1/25/2018	<0.002	
6/20/2018	<0.002	
1/25/2019	0.0017 (J)	
6/26/2019	0.0023	
9/12/2019	0.0024	
3/18/2020	<0.002	
9/10/2020	<0.002	
3/18/2021	<0.002	
8/23/2021	<0.002	
3/9/2022		<0.002
8/16/2022		<0.002
2/21/2023		<0.002
8/15/2023		<0.002

ND substitution: RL or RL/2 if <15% NDs.

Mann-Whitney (Wilcoxon Rank Sum)

Constituent: Chromium (mg/L) Analysis Run 8/13/2024 10:27 AM View: Appendix I Mann-Whitney

Plant Wansley Client: Southern Company Data: Wansley Landfill

	GWC-24	GWC-24
7/8/2014	<0.002	
7/31/2015	<0.002	
1/20/2016	<0.002	
3/30/2016	<0.002	
5/25/2016	<0.002	
7/27/2016	<0.002	
9/16/2016	<0.002	
11/18/2016	<0.002	
2/3/2017	0.0011 (J)	
3/29/2017	<0.002	
5/4/2017	<0.002	
8/8/2017	<0.002	
1/25/2018	<0.002	
6/27/2018	<0.002	
1/31/2019	0.0022 (J)	
6/26/2019	0.0027	
9/11/2019	0.0023	
3/12/2020	<0.002	
9/15/2020	<0.002	
3/18/2021	<0.002	
8/19/2021	<0.002	
3/10/2022		<0.002
8/18/2022		<0.002
2/16/2023		<0.002
8/16/2023		<0.002

ND substitution: RL or RL/2 if <15% NDs.

Mann-Whitney (Wilcoxon Rank Sum)

Constituent: Chromium (mg/L) Analysis Run 8/13/2024 10:27 AM View: Appendix I Mann-Whitney

Plant Wansley Client: Southern Company Data: Wansley Landfill

	GWC-25	GWC-25
9/17/2011	0.0015	
10/31/2011	<0.002	
12/14/2011	<0.002	
2/7/2012	0.0065 (O)	
7/17/2012	0.0025	
7/24/2013	0.0017	
1/23/2014	<0.002	
7/8/2014	<0.002	
1/21/2015	<0.002	
7/30/2015	<0.002	
1/21/2016	0.002	
3/28/2016	<0.002	
5/25/2016	<0.002	
7/27/2016	<0.002	
9/19/2016	<0.002	
11/15/2016	<0.002	
1/24/2017	0.0043	
3/23/2017	<0.002	
5/2/2017	0.015 (O)	
8/3/2017	<0.002	
1/25/2018	<0.002	
6/27/2018	<0.002	
1/24/2019	0.0026	
6/25/2019	0.003	
9/11/2019	0.0034	
3/12/2020	<0.002	
9/14/2020	<0.002	
3/17/2021	<0.002	
8/19/2021	0.0016 (J)	
3/8/2022		<0.002
8/10/2022		<0.002
2/21/2023		<0.002
8/15/2023		<0.002

ND substitution: RL or RL/2 if <15% NDs.

Mann-Whitney (Wilcoxon Rank Sum)

Constituent: Chromium (mg/L) Analysis Run 8/13/2024 10:27 AM View: Appendix I Mann-Whitney

Plant Wansley Client: Southern Company Data: Wansley Landfill

	GWC-26	GWC-26
9/17/2011	0.0018	
10/29/2011	<0.002	
12/14/2011	<0.002	
2/7/2012	<0.002	
7/17/2012	<0.002	
1/24/2013	<0.002	
7/24/2013	<0.002	
1/23/2014	<0.002	
7/8/2014	<0.002	
1/21/2015	<0.002	
7/31/2015	<0.002	
1/25/2016	<0.002	
3/24/2016	<0.002	
5/25/2016	<0.002	
7/26/2016	<0.002	
9/19/2016	<0.002	
11/14/2016	<0.002	
1/19/2017	<0.002	
3/16/2017	<0.002	
5/1/2017	<0.002	
8/3/2017	<0.002	
1/22/2018	<0.002	
6/27/2018	<0.002	
1/24/2019	0.0018 (J)	
6/25/2019	0.003	
9/12/2019	0.0033	
3/13/2020	<0.002	
9/15/2020	<0.002	
3/17/2021	<0.002	
8/19/2021	<0.002	
3/9/2022		<0.002
8/10/2022		<0.002
2/21/2023		<0.002
8/16/2023		<0.002

ND substitution: RL or RL/2 if <15% NDs.

Mann-Whitney (Wilcoxon Rank Sum)

Constituent: Chromium (mg/L) Analysis Run 8/13/2024 10:27 AM View: Appendix I Mann-Whitney

Plant Wansley Client: Southern Company Data: Wansley Landfill

	GWC-27	GWC-27
9/17/2011	<0.002	
10/29/2011	<0.002	
12/14/2011	<0.002	
1/25/2012	<0.002	
7/17/2012	<0.002	
1/24/2013	<0.002	
7/24/2013	<0.002	
1/23/2014	<0.002	
7/8/2014	<0.002	
1/21/2015	<0.002	
7/30/2015	<0.002	
1/22/2016	<0.002	
3/23/2016	<0.002	
5/24/2016	<0.002	
7/26/2016	<0.002	
9/19/2016	<0.002	
11/11/2016	<0.002	
1/20/2017	<0.002	
3/16/2017	<0.002	
4/28/2017	<0.002	
8/3/2017	<0.002	
1/19/2018	<0.002	
6/27/2018	<0.002	
1/24/2019	0.0015 (J)	
6/26/2019	0.0022	
9/12/2019	0.0024	
3/12/2020	<0.002	
9/9/2020	<0.002	
3/18/2021	<0.002	
8/23/2021	<0.002	
3/8/2022		<0.002
8/10/2022		<0.002
2/20/2023		<0.002
8/15/2023		<0.002

ND substitution: RL or RL/2 if <15% NDs.

Mann-Whitney (Wilcoxon Rank Sum)

Constituent: Chromium (mg/L) Analysis Run 8/13/2024 10:27 AM View: Appendix I Mann-Whitney

Plant Wansley Client: Southern Company Data: Wansley Landfill

	GWC-30	GWC-30
9/15/2011	<0.002	
10/28/2011	<0.002	
12/13/2011	<0.002	
2/8/2012	<0.002	
7/18/2012	<0.002	
1/24/2013	<0.002	
7/24/2013	<0.002	
1/23/2014	<0.002	
7/1/2014	<0.002	
1/20/2015	<0.002	
7/30/2015	<0.002	
1/19/2016	<0.002	
3/23/2016	<0.002	
5/20/2016	<0.002	
7/21/2016	<0.002	
9/20/2016	0.0011 (J)	
11/14/2016	<0.002	
1/24/2017	<0.002	
3/17/2017	<0.002	
5/1/2017	<0.002	
8/4/2017	<0.002	
1/24/2018	<0.002	
6/21/2018	0.0015 (J)	
1/30/2019	0.0018 (J)	
6/27/2019	0.0025	
9/10/2019	0.0019 (J)	
3/11/2020	<0.002	
9/10/2020	<0.002	
3/18/2021	<0.002	
8/23/2021	<0.002	
3/2/2022		<0.002
8/10/2022		<0.002
2/14/2023		<0.002
8/16/2023		<0.002

ND substitution: RL or RL/2 if <15% NDs.

Mann-Whitney (Wilcoxon Rank Sum)

Constituent: Chromium (mg/L) Analysis Run 8/13/2024 10:27 AM View: Appendix I Mann-Whitney

Plant Wansley Client: Southern Company Data: Wansley Landfill

	GWC-31	GWC-31
9/17/2011	0.0052	
10/31/2011	<0.002	
2/7/2012	<0.002	
1/23/2013	<0.002	
1/23/2014	0.002	
7/1/2014	0.0046	
1/21/2015	0.0026	
1/25/2016	0.0014	
3/30/2016	0.00334 (J)	
5/25/2016	0.00321 (J)	
7/27/2016	0.0043	
1/25/2017	0.0027	
3/23/2017	0.0022 (J)	
5/2/2017	0.0027	
7/19/2017	0.0019 (J)	
8/4/2017	0.0021 (J)	
1/23/2018	0.012	
6/27/2018	0.0017 (J)	
1/31/2019	0.0031	
6/26/2019	0.0037	
9/11/2019	0.0084	
3/17/2020	<0.002	
9/11/2020	0.0018 (J)	
3/16/2021	0.002	
8/25/2021	<0.002	
3/10/2022		<0.002
8/16/2022		<0.002
2/22/2023		0.0014 (J)
8/16/2023		0.0041

ND substitution: RL or RL/2 if <15% NDs.

Mann-Whitney (Wilcoxon Rank Sum)

Constituent: Chromium (mg/L) Analysis Run 8/13/2024 10:27 AM View: Appendix I Mann-Whitney

Plant Wansley Client: Southern Company Data: Wansley Landfill

	GWC-32	GWC-32
9/15/2011	<0.002	
10/31/2011	<0.002	
12/13/2011	<0.002	
2/1/2012	<0.002	
7/17/2012	<0.002	
1/23/2013	<0.002	
7/24/2013	<0.002	
1/23/2014	<0.002	
7/1/2014	<0.002	
1/20/2015	<0.002	
7/30/2015	<0.002	
1/25/2016	<0.002	
3/23/2016	<0.002	
5/24/2016	<0.002	
7/22/2016	<0.002	
9/16/2016	<0.002	
11/15/2016	<0.002	
1/26/2017	<0.002	
3/24/2017	<0.002	
5/2/2017	<0.002	
8/3/2017	0.0053 (O)	
1/23/2018	<0.002	
6/26/2018	<0.002	
1/30/2019	0.0017 (J)	
6/27/2019	0.0022	
9/12/2019	0.0024	
3/18/2020	<0.002	
9/15/2020	<0.002	
3/17/2021	<0.002	
8/24/2021	<0.002	
3/9/2022		<0.002
8/10/2022		<0.002
2/15/2023		<0.002
8/15/2023		<0.002

ND substitution: RL or RL/2 if <15% NDs.

Mann-Whitney (Wilcoxon Rank Sum)

Constituent: Chromium (mg/L) Analysis Run 8/13/2024 10:27 AM View: Appendix I Mann-Whitney

Plant Wansley Client: Southern Company Data: Wansley Landfill

	GWC-33	GWC-33
9/16/2011	<0.002	
10/30/2011	<0.002	
12/13/2011	<0.002	
2/1/2012	<0.002	
7/17/2012	<0.002	
1/23/2013	<0.002	
7/17/2013	<0.002	
1/23/2014	<0.002	
1/20/2015	0.0013	
7/29/2015	0.0028	
1/25/2016	0.001 (J)	
3/23/2016	<0.002	
5/24/2016	<0.002	
7/22/2016	<0.002	
9/16/2016	<0.002	
11/17/2016	0.0034	
1/25/2017	<0.002	
3/23/2017	0.0032	
5/1/2017	<0.002	
8/4/2017	<0.002	
1/23/2018	<0.002	
6/26/2018	<0.002	
1/30/2019	0.0026	
6/26/2019	0.0022	
9/12/2019	0.0032	
3/12/2020	0.0018 (J)	
9/16/2020	<0.002	
3/18/2021	<0.002	
8/24/2021	<0.002	
3/9/2022		<0.002
8/15/2022		<0.002
2/20/2023		<0.002
8/15/2023		0.0012 (J)

ND substitution: RL or RL/2 if <15% NDs.

Mann-Whitney (Wilcoxon Rank Sum)

Constituent: Chromium (mg/L) Analysis Run 8/13/2024 10:27 AM View: Appendix I Mann-Whitney

Plant Wansley Client: Southern Company Data: Wansley Landfill

	GWC-34	GWC-34
9/16/2011	<0.002	
10/31/2011	<0.002	
12/12/2011	<0.002	
2/1/2012	<0.002	
7/16/2012	<0.002	
1/22/2013	<0.002	
7/17/2013	<0.002	
1/23/2014	<0.002	
6/25/2014	<0.002	
1/14/2015	<0.002	
7/29/2015	<0.002	
1/21/2016	<0.002	
3/24/2016	<0.002	
5/23/2016	<0.002	
7/21/2016	<0.002	
9/15/2016	<0.002	
11/15/2016	<0.002	
1/25/2017	<0.002	
3/22/2017	<0.002	
5/1/2017	<0.002	
8/3/2017	<0.002	
1/23/2018	<0.002	
6/20/2018	<0.002	
1/28/2019	0.00076 (J)	
6/26/2019	0.0022	
9/11/2019	0.0034	
3/11/2020	<0.002	
9/11/2020	<0.002	
3/16/2021	<0.002	
8/24/2021	<0.002	
3/2/2022		<0.002
8/10/2022		<0.002
2/20/2023		<0.002
8/16/2023		<0.002

ND substitution: RL or RL/2 if <15% NDs.

Mann-Whitney (Wilcoxon Rank Sum)

Constituent: Chromium (mg/L) Analysis Run 8/13/2024 10:27 AM View: Appendix I Mann-Whitney

Plant Wansley Client: Southern Company Data: Wansley Landfill

	GWC-35	GWC-35
9/16/2011	<0.002	
10/31/2011	<0.002	
12/12/2011	<0.002	
2/1/2012	<0.002	
7/16/2012	<0.002	
1/22/2013	<0.002	
7/2/2013	<0.002	
1/21/2014	<0.002	
6/25/2014	<0.002	
1/14/2015	<0.002	
7/28/2015	<0.002	
1/21/2016	<0.002	
3/24/2016	<0.002	
5/23/2016	<0.002	
7/21/2016	<0.002	
9/15/2016	<0.002	
11/15/2016	<0.002	
1/26/2017	<0.002	
3/22/2017	<0.002	
5/2/2017	<0.002	
8/3/2017	<0.002	
1/23/2018	<0.002	
6/19/2018	<0.002	
1/21/2019	0.0013 (J)	
6/26/2019	0.0022	
9/12/2019	0.0026	
3/11/2020	<0.002	
9/11/2020	<0.002	
3/16/2021	<0.002	
8/18/2021	<0.002	
3/2/2022		<0.002
8/15/2022		<0.002
2/20/2023		<0.002
8/16/2023		<0.002

ND substitution: RL or RL/2 if <15% NDs.

Mann-Whitney (Wilcoxon Rank Sum)

Constituent: Chromium (mg/L) Analysis Run 8/13/2024 10:27 AM View: Appendix I Mann-Whitney

Plant Wansley Client: Southern Company Data: Wansley Landfill

	GWC-5	GWC-5
8/31/2011	<0.002	
10/27/2011	<0.002	
12/5/2011	<0.002	
1/25/2012	<0.002	
7/18/2012	<0.002	
1/9/2013	<0.002	
7/17/2013	<0.002	
1/15/2014	<0.002	
6/25/2014	<0.002	
1/13/2015	0.0012 (J)	
7/24/2015	<0.002	
1/20/2016	<0.002	
3/28/2016	<0.002	
5/23/2016	<0.002	
7/21/2016	0.0011 (J)	
9/15/2016	<0.002	
11/15/2016	<0.002	
1/26/2017	0.0013 (J)	
3/22/2017	0.024 (O)	
5/2/2017	<0.002	
8/3/2017	<0.002	
1/23/2018	<0.002	
6/25/2018	<0.002	
1/30/2019	0.0021 (J)	
6/26/2019	0.0029	
9/12/2019	0.0033	
3/16/2020	0.0017 (J)	
9/9/2020	<0.002	
3/17/2021	0.0015 (J)	
8/19/2021	<0.002	
3/2/2022		<0.002
8/11/2022		<0.002
2/20/2023		0.0017 (J)
8/14/2023		0.0015 (J)

ND substitution: RL or RL/2 if <15% NDs.

Mann-Whitney (Wilcoxon Rank Sum)

Constituent: Chromium (mg/L) Analysis Run 8/13/2024 10:27 AM View: Appendix I Mann-Whitney

Plant Wansley Client: Southern Company Data: Wansley Landfill

	GWC-6	GWC-6
8/31/2011	<0.002	
10/30/2011	0.0016	
12/5/2011	<0.002	
1/25/2012	<0.002	
7/24/2012	<0.002	
1/8/2013	<0.002	
7/9/2013	<0.002	
1/15/2014	<0.002	
6/25/2014	<0.002	
1/20/2015	<0.002	
7/24/2015	<0.002	
1/20/2016	<0.002	
3/28/2016	<0.002	
5/24/2016	<0.002	
7/21/2016	<0.002	
9/15/2016	<0.002	
11/16/2016	<0.002	
1/26/2017	<0.002	
3/22/2017	<0.002	
5/2/2017	<0.002	
8/3/2017	<0.002	
1/23/2018	<0.002	
6/25/2018	<0.002	
1/30/2019	0.002 (J)	
6/26/2019	0.0027	
9/12/2019	0.0049	
3/16/2020	<0.002	
9/11/2020	<0.002	
3/17/2021	<0.002	
8/18/2021	<0.002	
3/2/2022		<0.002
8/11/2022		<0.002
2/20/2023		<0.002
8/14/2023		<0.002

ND substitution: RL or RL/2 if <15% NDs.

Mann-Whitney (Wilcoxon Rank Sum)

Constituent: Chromium (mg/L) Analysis Run 8/13/2024 10:27 AM View: Appendix I Mann-Whitney

Plant Wansley Client: Southern Company Data: Wansley Landfill

	GWC-7	GWC-7
9/7/2011	<0.002	
10/30/2011	<0.002	
12/5/2011	<0.002	
1/25/2012	<0.002	
7/18/2012	<0.002	
1/7/2013	<0.002	
7/9/2013	<0.002	
1/14/2014	<0.002	
6/24/2014	0.0018	
1/20/2015	<0.002	
7/27/2015	<0.002	
1/26/2016	<0.002	
3/29/2016	<0.002	
5/24/2016	<0.002	
7/22/2016	<0.002	
9/15/2016	<0.002	
11/16/2016	<0.002	
1/26/2017	<0.002	
3/22/2017	<0.002	
5/2/2017	<0.002	
8/4/2017	<0.002	
1/23/2018	<0.002	
6/25/2018	<0.002	
1/21/2019	0.0012 (J)	
6/25/2019	0.0021	
9/10/2019	<0.002	
3/12/2020	<0.002	
9/14/2020	<0.002	
3/16/2021	<0.002	
8/19/2021	<0.002	
3/2/2022		<0.002
8/11/2022		<0.002
2/21/2023		<0.002
8/9/2023		<0.002

ND substitution: RL or RL/2 if <15% NDs.

Mann-Whitney (Wilcoxon Rank Sum)

Constituent: Chromium (mg/L) Analysis Run 8/13/2024 10:27 AM View: Appendix I Mann-Whitney

Plant Wansley Client: Southern Company Data: Wansley Landfill

	GWC-8	GWC-8
9/7/2011	<0.002	
10/30/2011	<0.002	
12/5/2011	<0.002	
1/19/2012	<0.002	
7/18/2012	<0.002	
1/7/2013	<0.002	
7/9/2013	<0.002	
1/14/2014	<0.002	
6/24/2014	<0.002	
1/20/2015	<0.002	
7/27/2015	<0.002	
1/26/2016	<0.002	
3/29/2016	<0.002	
5/24/2016	<0.002	
7/26/2016	<0.002	
9/19/2016	<0.002	
11/16/2016	<0.002	
1/26/2017	<0.002	
3/23/2017	<0.002	
5/3/2017	<0.002	
8/7/2017	<0.002	
1/24/2018	<0.002	
6/21/2018	<0.002	
1/22/2019	0.0014 (J)	
6/25/2019	0.0024	
9/10/2019	0.0018 (J)	
3/12/2020	<0.002	
9/14/2020	<0.002	
3/16/2021	0.0027	
8/20/2021	<0.002	
3/2/2022		<0.002
8/11/2022		<0.002
2/15/2023		<0.002
8/9/2023		<0.002

ND substitution: RL or RL/2 if <15% NDs.

Mann-Whitney (Wilcoxon Rank Sum)

Constituent: Chromium (mg/L) Analysis Run 8/13/2024 10:27 AM View: Appendix I Mann-Whitney

Plant Wansley Client: Southern Company Data: Wansley Landfill

	GWC-9	GWC-9
9/7/2011	0.0013	
10/30/2011	<0.002	
12/4/2011	0.0021	
1/19/2012	<0.002	
7/18/2012	<0.002	
1/8/2013	0.0019	
7/9/2013	0.002	
1/14/2014	<0.002	
6/24/2014	0.0029	
1/20/2015	<0.002	
7/27/2015	0.0013	
1/26/2016	<0.002	
3/29/2016	<0.002	
5/24/2016	<0.002	
7/25/2016	<0.002	
9/19/2016	<0.002	
11/16/2016	<0.002	
1/31/2017	0.0015 (J)	
3/23/2017	0.0021 (J)	
5/2/2017	0.0016 (J)	
8/7/2017	0.0024 (J)	
1/24/2018	0.0019 (J)	
6/21/2018	0.0023 (J)	
1/22/2019	0.0027	
6/25/2019	0.0048	
9/16/2019	0.0027	
3/16/2020	0.0015 (J)	
9/11/2020	0.0017 (J)	
3/16/2021	0.0073 (o)	
8/25/2021	0.0024	
3/9/2022		<0.002
8/16/2022		0.0017 (J)
2/15/2023		<0.002
8/9/2023		0.0019 (J)

ND substitution: RL or RL/2 if <15% NDs.

Mann-Whitney (Wilcoxon Rank Sum)

Constituent: Cobalt (mg/L) Analysis Run 8/13/2024 10:27 AM View: Appendix I Mann-Whitney

Plant Wansley Client: Southern Company Data: Wansley Landfill

	GWA-1	GWA-1
9/16/2011	<0.0025	
10/27/2011	<0.0025	
12/13/2011	<0.0025	
1/31/2012	<0.0025	
7/18/2012	<0.0025	
1/24/2013	<0.0025	
7/17/2013	<0.0025	
1/21/2014	<0.0025	
6/25/2014	<0.0025	
1/14/2015	0.00068 (J)	
7/21/2015	<0.0025	
1/21/2016	<0.0025	
3/23/2016	<0.0025	
5/20/2016	<0.0025	
7/21/2016	<0.0025	
9/15/2016	<0.0025	
11/11/2016	<0.0025	
1/19/2017	<0.0025	
3/16/2017	<0.0025	
4/28/2017	0.00044 (J)	
8/3/2017	<0.0025	
1/19/2018	<0.0025	
6/19/2018	<0.0025	
1/17/2019	0.00033 (J)	
6/24/2019	0.00019 (J)	
9/9/2019	0.00019 (J)	
3/10/2020	0.00017 (J)	
9/9/2020	<0.0025	
3/15/2021	0.00022 (J)	
8/16/2021	<0.0025	
2/28/2022		0.00087 (J)
8/9/2022		0.00038 (J)
2/14/2023		<0.0025
8/9/2023		0.00023 (J)

ND substitution: RL or RL/2 if <15% NDs.

Mann-Whitney (Wilcoxon Rank Sum)

Constituent: Cobalt (mg/L) Analysis Run 8/13/2024 10:27 AM View: Appendix I Mann-Whitney

Plant Wansley Client: Southern Company Data: Wansley Landfill

	GWA-2	GWA-2
9/17/2011	<0.0025	
10/27/2011	<0.0025	
12/14/2011	<0.0025	
2/7/2012	<0.0025	
7/23/2012	<0.0025	
1/23/2013	<0.0025	
7/24/2013	<0.0025	
1/22/2014	<0.0025	
7/1/2014	0.00056 (J)	
1/22/2015	0.00067 (J)	
7/22/2015	<0.0025	
1/20/2016	<0.0025	
3/23/2016	<0.0025	
5/24/2016	<0.0025	
7/26/2016	<0.0025	
9/16/2016	0.0011 (J)	
11/10/2016	<0.0025	
1/19/2017	<0.0025	
3/17/2017	<0.0025	
4/28/2017	0.00045 (J)	
8/2/2017	<0.0025	
1/19/2018	<0.0025	
6/19/2018	0.00061 (J)	
1/17/2019	0.00018 (J)	
6/24/2019	0.00019 (J)	
9/10/2019	0.00029 (J)	
3/10/2020	0.00017 (J)	
9/10/2020	0.00019 (J)	
3/15/2021	0.00021 (J)	
8/18/2021	0.0002 (J)	
3/1/2022		<0.0025
8/9/2022		<0.0025
2/14/2023		<0.0025
8/9/2023		<0.0025

ND substitution: RL or RL/2 if <15% NDs.

Mann-Whitney (Wilcoxon Rank Sum)

Constituent: Cobalt (mg/L) Analysis Run 8/13/2024 10:27 AM View: Appendix I Mann-Whitney

Plant Wansley Client: Southern Company Data: Wansley Landfill

	GWA-29	GWA-29
9/17/2011	<0.0025	
10/28/2011	<0.0025	
12/12/2011	<0.0025	
1/31/2012	<0.0025	
7/17/2012	<0.0025	
1/24/2013	<0.0025	
7/24/2013	<0.0025	
1/22/2014	<0.0025	
7/8/2014	<0.0025	
1/21/2015	<0.0025	
7/22/2015	<0.0025	
1/19/2016	<0.0025 (D)	
3/22/2016	<0.0025	
5/19/2016	<0.0025	
7/21/2016	<0.0025	
1/17/2017	<0.0025	
4/27/2017	<0.0025	
7/18/2017	<0.0025	
8/1/2017	<0.0025	
1/19/2018	<0.0025	
6/19/2018	<0.0025	
1/18/2019	<0.0025	
6/25/2019	0.00012 (J)	
9/10/2019	8.9E-05 (J)	
3/10/2020	<0.0025	
9/9/2020	<0.0025	
3/15/2021	<0.0025	
8/18/2021	<0.0025	
3/2/2022		<0.0025
8/9/2022		<0.0025
2/13/2023		<0.0025
8/8/2023		<0.0025

ND substitution: RL or RL/2 if <15% NDs.

Mann-Whitney (Wilcoxon Rank Sum)

Constituent: Cobalt (mg/L) Analysis Run 8/13/2024 10:27 AM View: Appendix I Mann-Whitney

Plant Wansley Client: Southern Company Data: Wansley Landfill

	GWA-3	GWA-3
8/31/2011	0.0028	
6/25/2014	0.00075 (J)	
7/21/2015	0.00066 (J)	
3/31/2016	<0.0025	
5/25/2016	<0.0025	
7/27/2016	<0.0025	
8/1/2017	<0.0025	
10/3/2017	<0.0025	
6/20/2018	<0.0025	
1/18/2019	0.00011 (J)	
6/25/2019	0.00042 (J)	
9/11/2019	0.00017 (J)	
3/10/2020	0.00081 (J)	
9/9/2020	0.00076 (J)	
3/15/2021	0.0015 (J)	
8/18/2021	0.00024 (J)	
3/1/2022		0.00052 (J)
8/9/2022		<0.0025
2/14/2023		<0.0025
8/8/2023		0.00028 (J)

ND substitution: RL or RL/2 if <15% NDs.

Mann-Whitney (Wilcoxon Rank Sum)

Constituent: Cobalt (mg/L) Analysis Run 8/13/2024 10:27 AM View: Appendix I Mann-Whitney

Plant Wansley Client: Southern Company Data: Wansley Landfill

	GWA-4	GWA-4
8/31/2011	0.0028	
10/27/2011	<0.0025	
12/14/2011	<0.0025	
2/1/2012	0.0027	
7/23/2012	0.0073	
1/23/2013	0.0029	
7/17/2013	0.0033	
1/15/2014	0.0076	
6/25/2014	0.0044	
1/14/2015	0.015	
7/21/2015	0.0053	
1/20/2016	0.0034	
3/23/2016	0.00443 (J)	
5/19/2016	0.00361 (J)	
7/21/2016	0.0058	
9/14/2016	0.0075	
11/10/2016	0.01	
1/17/2017	0.013	
3/16/2017	0.0059	
4/27/2017	0.0052	
8/2/2017	0.005	
1/22/2018	0.0046	
6/19/2018	0.005	
1/17/2019	0.0038	
6/24/2019	0.006	
9/10/2019	0.0062	
3/10/2020	0.0035	
9/9/2020	0.0047	
3/15/2021	0.0073	
8/18/2021	0.005	
3/1/2022		0.0067
8/9/2022		0.0075
2/14/2023		0.0037
8/9/2023		0.003

ND substitution: RL or RL/2 if <15% NDs.

Mann-Whitney (Wilcoxon Rank Sum)

Constituent: Cobalt (mg/L) Analysis Run 8/13/2024 10:27 AM View: Appendix I Mann-Whitney

Plant Wansley Client: Southern Company Data: Wansley Landfill

	GWC-10	GWC-10
1/25/2016	0.0048	
3/30/2016	0.0025 (J)	
5/25/2016	0.00272 (J)	
7/27/2016	0.0052	
9/16/2016	0.0048	
11/17/2016	0.0095	
2/1/2017	0.009	
3/24/2017	0.0026	
5/3/2017	0.0073	
8/8/2017	0.0037	
1/25/2018	0.01	
6/21/2018	0.012	
1/31/2019	0.0063	
6/26/2019	0.0051	
9/17/2019	0.006	
3/17/2020	0.0038	
9/10/2020	0.0046	
3/18/2021	0.0018 (J)	
8/20/2021	0.0041	
3/8/2022		0.0028
8/16/2022		0.0011 (J)
2/15/2023		0.0042
8/10/2023		0.0028

Mann-Whitney (Wilcoxon Rank Sum)

Constituent: Cobalt (mg/L) Analysis Run 8/13/2024 10:27 AM View: Appendix I Mann-Whitney

Plant Wansley Client: Southern Company Data: Wansley Landfill

	GWC-11	GWC-11
9/13/2011	0.013	
10/28/2011	0.014	
12/4/2011	0.011	
2/9/2012	0.0091	
7/18/2012	0.0061	
1/8/2013	0.0035	
7/9/2013	0.0044	
1/15/2014	0.0043	
6/25/2014	0.011	
1/21/2015	0.0057	
7/28/2015	0.009	
1/26/2016	0.0025	
3/29/2016	0.00664 (J)	
5/25/2016	0.0102	
7/25/2016	0.0059	
9/19/2016	0.0061	
11/16/2016	0.005	
1/31/2017	0.012	
3/23/2017	0.013	
5/2/2017	0.013	
8/7/2017	0.0099	
1/24/2018	0.0047	
6/20/2018	0.0063	
1/24/2019	0.0015 (J)	
6/26/2019	0.0037	
9/16/2019	0.0034	
3/16/2020	0.0014 (J)	
9/10/2020	0.0026	
3/17/2021	0.0034	
8/23/2021	0.0019 (J)	
3/7/2022		0.0016 (J)
8/15/2022		0.0014 (J)
2/21/2023		0.00073 (J)
8/14/2023		0.0013 (J)

Mann-Whitney (Wilcoxon Rank Sum)

Constituent: Cobalt (mg/L) Analysis Run 8/13/2024 10:27 AM View: Appendix I Mann-Whitney

Plant Wansley Client: Southern Company Data: Wansley Landfill

	GWC-12	GWC-12
9/13/2011	<0.0025	
10/28/2011	<0.0025	
12/4/2011	<0.0025	
1/24/2012	<0.0025	
7/11/2012	<0.0025	
1/8/2013	<0.0025	
7/10/2013	<0.0025	
1/21/2014	<0.0025	
7/1/2014	<0.0025	
1/21/2015	<0.0025	
7/28/2015	<0.0025	
1/26/2016	<0.0025	
3/29/2016	<0.0025	
5/25/2016	<0.0025	
7/22/2016	<0.0025	
9/15/2016	<0.0025	
11/16/2016	<0.0025	
1/31/2017	<0.0025	
3/23/2017	<0.0025	
5/3/2017	<0.0025	
8/7/2017	<0.0025	
1/24/2018	<0.0025	
6/26/2018	<0.0025	
1/25/2019	0.00032 (J)	
6/26/2019	0.00039 (J)	
9/11/2019	0.00017 (J)	
3/18/2020	0.0012 (J)	
9/10/2020	0.0043	
3/16/2021	0.0013 (J)	
8/19/2021	0.00044 (J)	
3/7/2022		0.00071 (J)
8/16/2022		<0.0025
2/15/2023		0.0018 (J)
8/14/2023		0.00033 (J)

ND substitution: RL or RL/2 if <15% NDs.

Mann-Whitney (Wilcoxon Rank Sum)

Constituent: Cobalt (mg/L) Analysis Run 8/13/2024 10:27 AM View: Appendix I Mann-Whitney

Plant Wansley Client: Southern Company Data: Wansley Landfill

	GWC-14	GWC-14
9/13/2011	<0.0013	
10/27/2011	0.044 (O)	
12/3/2011	0.0037	
1/24/2012	0.021	
7/11/2012	<0.0013	
1/8/2013	<0.0013	
7/10/2013	0.0014	
1/21/2014	0.043	
7/1/2014	0.0011 (J)	
1/14/2015	0.019	
7/22/2015	0.016	
1/27/2016	0.45	
3/30/2016	0.176	
4/20/2016	0.13	
5/25/2016	0.0616	
7/26/2016	0.32	
9/15/2016	0.014	
11/17/2016	0.01	
2/1/2017	0.2	
3/23/2017	0.14	
5/3/2017	0.23	
8/7/2017	0.026	
1/25/2018	0.23	
6/20/2018	0.048	
1/22/2019	0.22	
6/25/2019	0.23	
9/12/2019	0.013	
3/17/2020	0.16	
9/10/2020	0.078	
3/17/2021	0.15	
8/23/2021	0.31	
3/7/2022		0.19
8/16/2022		0.02
2/17/2023		0.29
8/14/2023		0.4

Mann-Whitney (Wilcoxon Rank Sum)

Constituent: Cobalt (mg/L) Analysis Run 8/13/2024 10:27 AM View: Appendix I Mann-Whitney

Plant Wansley Client: Southern Company Data: Wansley Landfill

	GWC-15	GWC-15
9/16/2011	<0.0025	
10/27/2011	<0.0025	
12/3/2011	<0.0025	
2/9/2012	<0.0025	
7/11/2012	<0.0025	
1/8/2013	<0.0025	
7/2/2013	<0.0025	
1/21/2014	<0.0025	
6/24/2014	<0.0025	
1/14/2015	0.00063 (J)	
7/22/2015	0.00065 (J)	
1/27/2016	0.0016	
3/30/2016	<0.0025	
5/25/2016	<0.0025	
7/26/2016	<0.0025	
9/20/2016	<0.0025	
11/17/2016	0.001 (J)	
2/1/2017	<0.0025	
3/23/2017	0.0013 (J)	
5/3/2017	0.00055 (J)	
8/4/2017	0.0018 (J)	
1/25/2018	0.00072 (J)	
6/20/2018	<0.0025	
1/22/2019	0.00016 (J)	
6/25/2019	0.00012 (J)	
9/17/2019	<0.0025	
3/16/2020	<0.0025	
9/10/2020	<0.0025	
3/18/2021	<0.0025	
8/24/2021	0.00018 (J)	
3/7/2022		<0.0025
8/16/2022		<0.0025
2/21/2023		<0.0025
8/14/2023		<0.0025

ND substitution: RL or RL/2 if <15% NDs.

Mann-Whitney (Wilcoxon Rank Sum)

Constituent: Cobalt (mg/L) Analysis Run 8/13/2024 10:27 AM View: Appendix I Mann-Whitney

Plant Wansley Client: Southern Company Data: Wansley Landfill

	GWC-16	GWC-16
8/30/2011	0.0033 (O)	
10/26/2011	<0.0025	
12/3/2011	<0.0025	
1/25/2012	<0.0025	
7/11/2012	<0.0025	
1/8/2013	<0.0025	
7/2/2013	<0.0025	
1/14/2014	<0.0025	
6/25/2014	<0.0025	
1/13/2015	<0.0025	
7/22/2015	<0.0025	
1/27/2016	<0.0025	
3/30/2016	<0.0025	
5/25/2016	<0.0025	
7/27/2016	<0.0025	
9/16/2016	<0.0025	
11/17/2016	<0.0025	
2/1/2017	<0.0025	
3/24/2017	<0.0025	
5/3/2017	<0.0025	
8/7/2017	<0.0025	
1/25/2018	<0.0025	
6/20/2018	<0.0025	
1/25/2019	0.00013 (J)	
6/25/2019	<0.0025	
9/11/2019	<0.0025	
3/17/2020	<0.0025	
9/11/2020	<0.0025	
3/17/2021	<0.0025	
8/20/2021	<0.0025	
3/8/2022		<0.0025
8/16/2022		<0.0025
2/20/2023		<0.0025
8/14/2023		<0.0025

ND substitution: RL or RL/2 if <15% NDs.

Mann-Whitney (Wilcoxon Rank Sum)

Constituent: Cobalt (mg/L) Analysis Run 8/13/2024 10:27 AM View: Appendix I Mann-Whitney

Plant Wansley Client: Southern Company Data: Wansley Landfill

	GWC-19	GWC-19
8/30/2011	0.0042	
10/26/2011	<0.0025	
12/3/2011	0.0036	
2/8/2012	<0.0025	
7/11/2012	<0.0025	
1/8/2013	0.0017	
7/16/2013	<0.0025	
1/21/2014	0.00055 (J)	
6/24/2014	0.00071 (J)	
1/13/2015	0.00085 (J)	
7/23/2015	0.00099 (J)	
1/27/2016	0.00077 (J)	
3/30/2016	<0.0025	
5/26/2016	<0.0025	
7/25/2016	<0.0025	
9/19/2016	<0.0025	
11/17/2016	<0.0025	
2/2/2017	0.011 (O)	
3/24/2017	0.0016 (J)	
5/3/2017	0.0017 (J)	
8/7/2017	0.00081 (J)	
1/25/2018	0.00047 (J)	
6/21/2018	0.0009 (J)	
1/28/2019	0.00043 (J)	
6/26/2019	0.00042 (J)	
9/12/2019	0.00035 (J)	
3/18/2020	0.0016 (J)	
9/15/2020	0.0003 (J)	
3/17/2021	0.00038 (J)	
8/24/2021	0.00053 (J)	
3/8/2022		0.00038 (J)
8/11/2022		<0.0025
2/21/2023		0.00053 (J)
8/9/2023		<0.0025

ND substitution: RL or RL/2 if <15% NDs.

Mann-Whitney (Wilcoxon Rank Sum)

Constituent: Cobalt (mg/L) Analysis Run 8/13/2024 10:27 AM View: Appendix I Mann-Whitney

Plant Wansley Client: Southern Company Data: Wansley Landfill

	GWC-20	GWC-20
8/31/2011	<0.0025	
10/27/2011	<0.0025	
12/4/2011	<0.0025	
2/8/2012	<0.0025	
7/11/2012	<0.0025	
1/8/2013	<0.0025	
7/16/2013	<0.0025	
1/21/2014	<0.0025	
6/24/2014	0.00071 (J)	
1/13/2015	<0.0025	
7/23/2015	0.0011 (J)	
1/27/2016	<0.0025	
3/30/2016	<0.0025	
5/26/2016	<0.0025	
7/25/2016	0.00042 (J)	
9/20/2016	0.00064 (J)	
11/17/2016	<0.0025	
2/2/2017	<0.0025	
3/28/2017	<0.0025	
5/4/2017	<0.0025	
8/7/2017	<0.0025	
1/26/2018	0.00058 (J)	
6/21/2018	<0.0025	
1/28/2019	<0.0025	
6/25/2019	0.00012 (J)	
9/11/2019	<0.0025	
3/18/2020	<0.0025	
9/15/2020	<0.0025	
3/16/2021	<0.0025	
8/24/2021	<0.0025	
3/7/2022		<0.0025
8/16/2022		<0.0025
2/22/2023		<0.0025
8/9/2023		<0.0025

ND substitution: RL or RL/2 if <15% NDs.

Mann-Whitney (Wilcoxon Rank Sum)

Constituent: Cobalt (mg/L) Analysis Run 8/13/2024 10:27 AM View: Appendix I Mann-Whitney

Plant Wansley Client: Southern Company Data: Wansley Landfill

	GWC-21	GWC-21
8/31/2011	0.0047	
10/27/2011	0.0032	
12/4/2011	0.003	
2/8/2012	0.0035	
7/17/2012	0.0043	
1/9/2013	0.0019	
7/16/2013	0.0043	
1/21/2014	0.00093 (J)	
6/24/2014	<0.0025	
1/13/2015	0.00058 (J)	
7/23/2015	<0.0025	
1/26/2016	0.0015	
3/30/2016	<0.0025	
5/26/2016	<0.0025	
7/26/2016	<0.0025	
9/20/2016	<0.0025	
11/17/2016	<0.0025	
2/2/2017	0.0004 (J)	
3/28/2017	0.00047 (J)	
5/4/2017	0.00043 (J)	
8/7/2017	0.0024 (J)	
1/26/2018	0.0048	
6/20/2018	0.0031	
1/24/2019	0.0028	
6/25/2019	0.0028	
9/11/2019	0.0017	
3/18/2020	0.0006 (J)	
9/15/2020	0.0027	
3/16/2021	0.0022 (J)	
8/19/2021	0.0049	
3/7/2022		0.0026
8/16/2022		0.0031
2/21/2023		0.0029
8/9/2023		0.0042

ND substitution: RL or RL/2 if <15% NDs.

Mann-Whitney (Wilcoxon Rank Sum)

Constituent: Cobalt (mg/L) Analysis Run 8/13/2024 10:27 AM View: Appendix I Mann-Whitney

Plant Wansley Client: Southern Company Data: Wansley Landfill

	GWC-22	GWC-22
9/15/2011	<0.0025	
10/29/2011	<0.0025	
12/13/2011	<0.0025	
1/25/2012	<0.0025	
7/18/2012	<0.0025	
1/22/2013	<0.0025	
7/16/2013	<0.0025	
1/21/2014	<0.0025	
6/25/2014	<0.0025	
1/14/2015	<0.0025	
7/23/2015	<0.0025	
1/26/2016	<0.0025	
3/31/2016	<0.0025	
5/26/2016	<0.0025	
7/26/2016	<0.0025	
9/20/2016	<0.0025	
11/17/2016	<0.0025	
2/3/2017	<0.0025	
3/28/2017	<0.0025	
5/3/2017	<0.0025	
8/8/2017	<0.0025	
1/25/2018	<0.0025	
6/20/2018	<0.0025	
1/24/2019	<0.0025	
6/25/2019	<0.0025	
9/10/2019	<0.0025	
3/18/2020	0.00027 (J)	
9/10/2020	<0.0025	
3/15/2021	0.00013 (J)	
8/19/2021	<0.0025	
3/8/2022		<0.0025
8/17/2022		<0.0025
2/14/2023		<0.0025
8/14/2023		<0.0025

ND substitution: RL or RL/2 if <15% NDs.

Mann-Whitney (Wilcoxon Rank Sum)

Constituent: Cobalt (mg/L) Analysis Run 8/13/2024 10:27 AM View: Appendix I Mann-Whitney

Plant Wansley Client: Southern Company Data: Wansley Landfill

	GWC-23	GWC-23
9/16/2011	0.0037 (O)	
10/29/2011	<0.0025	
12/13/2011	0.003 (O)	
1/31/2012	0.0027	
7/18/2012	0.0021	
1/22/2013	0.002	
7/23/2013	0.0013	
1/22/2014	0.00035 (J)	
7/1/2014	0.00088 (J)	
1/22/2015	<0.0025	
7/29/2015	0.00052 (J)	
1/21/2016	<0.0025	
3/29/2016	<0.0025	
5/25/2016	<0.0025	
7/27/2016	<0.0025	
9/20/2016	<0.0025	
11/18/2016	<0.0025	
2/3/2017	<0.0025	
3/28/2017	<0.0025	
5/4/2017	<0.0025	
8/8/2017	<0.0025	
1/25/2018	<0.0025	
6/20/2018	<0.0025	
1/25/2019	8.4E-05 (J)	
6/26/2019	<0.0025	
9/12/2019	9.3E-05 (J)	
3/18/2020	0.00022 (J)	
9/10/2020	0.00016 (J)	
3/18/2021	0.00024 (J)	
8/23/2021	<0.0025	
3/9/2022		<0.0025
8/16/2022		<0.0025
2/21/2023		<0.0025
8/15/2023		<0.0025

ND substitution: RL or RL/2 if <15% NDs.

Mann-Whitney (Wilcoxon Rank Sum)

Constituent: Cobalt (mg/L) Analysis Run 8/13/2024 10:27 AM View: Appendix I Mann-Whitney

Plant Wansley Client: Southern Company Data: Wansley Landfill

	GWC-24	GWC-24
7/8/2014	0.0023	
7/31/2015	0.0018	
1/20/2016	0.0023	
3/30/2016	<0.01	
5/25/2016	<0.01	
7/27/2016	0.00095 (J)	
9/16/2016	0.0053	
11/18/2016	0.0011 (J)	
2/3/2017	0.00097 (J)	
3/29/2017	0.00059 (J)	
5/4/2017	0.0011 (J)	
8/8/2017	0.0011 (J)	
1/25/2018	0.00088 (J)	
6/27/2018	0.00086 (J)	
1/31/2019	0.0029	
6/26/2019	0.001	
9/11/2019	0.0013	
3/12/2020	0.002 (J)	
9/15/2020	0.0018 (J)	
3/18/2021	0.0028	
8/19/2021	0.0028	
3/10/2022		0.0011 (J)
8/18/2022		0.00098 (J)
2/16/2023		0.0019 (J)
8/16/2023		0.00094 (J)

ND substitution: RL or RL/2 if <15% NDs.

Mann-Whitney (Wilcoxon Rank Sum)

Constituent: Cobalt (mg/L) Analysis Run 8/13/2024 10:27 AM View: Appendix I Mann-Whitney

Plant Wansley Client: Southern Company Data: Wansley Landfill

	GWC-25	GWC-25
9/17/2011	<0.0025	
10/31/2011	0.0042	
12/14/2011	0.0047	
2/7/2012	<0.0025	
7/17/2012	0.044	
7/24/2013	0.041	
1/23/2014	0.0077	
7/8/2014	0.028	
1/21/2015	0.0063	
7/30/2015	0.01	
1/21/2016	0.0094	
3/28/2016	0.0117	
5/25/2016	0.0122	
7/27/2016	0.0065	
9/19/2016	0.0071	
11/15/2016	0.029	
1/24/2017	0.033	
3/23/2017	0.022	
5/2/2017	0.036	
8/3/2017	0.00041 (J)	
1/25/2018	0.01	
6/27/2018	0.01	
1/24/2019	0.0014 (J)	
6/25/2019	0.001	
9/11/2019	0.013	
3/12/2020	0.0066	
9/14/2020	0.0074	
3/17/2021	0.004	
8/19/2021	0.0041	
3/8/2022		0.0023 (J)
8/10/2022		0.002 (J)
2/21/2023		0.0047
8/15/2023		0.0054

ND substitution: RL or RL/2 if <15% NDs.

Mann-Whitney (Wilcoxon Rank Sum)

Constituent: Cobalt (mg/L) Analysis Run 8/13/2024 10:27 AM View: Appendix I Mann-Whitney

Plant Wansley Client: Southern Company Data: Wansley Landfill

	GWC-26	GWC-26
9/17/2011	<0.0025	
10/29/2011	<0.0025	
12/14/2011	<0.0025	
2/7/2012	<0.0025	
7/17/2012	<0.0025	
1/24/2013	0.0018	
7/24/2013	<0.0025	
1/23/2014	0.00041 (J)	
7/8/2014	<0.0025	
1/21/2015	<0.0025	
7/31/2015	<0.0025	
1/25/2016	<0.0025	
3/24/2016	<0.0025	
5/25/2016	<0.0025	
7/26/2016	<0.0025	
9/19/2016	<0.0025	
11/14/2016	0.00061 (J)	
1/19/2017	<0.0025	
3/16/2017	<0.0025	
5/1/2017	<0.0025	
8/3/2017	<0.0025	
1/22/2018	<0.0025	
6/27/2018	<0.0025	
1/24/2019	0.00012 (J)	
6/25/2019	0.00017 (J)	
9/12/2019	0.00012 (J)	
3/13/2020	0.00015 (J)	
9/15/2020	<0.0025	
3/17/2021	<0.0025	
8/19/2021	<0.0025	
3/9/2022		<0.0025
8/10/2022		<0.0025
2/21/2023		<0.0025
8/16/2023		<0.0025

ND substitution: RL or RL/2 if <15% NDs.

Mann-Whitney (Wilcoxon Rank Sum)

Constituent: Cobalt (mg/L) Analysis Run 8/13/2024 10:27 AM View: Appendix I Mann-Whitney

Plant Wansley Client: Southern Company Data: Wansley Landfill

	GWC-27	GWC-27
9/17/2011	<0.0025	
10/29/2011	<0.0025	
12/14/2011	<0.0025	
1/25/2012	<0.0025	
7/17/2012	0.0023	
1/24/2013	0.0033	
7/24/2013	0.0046	
1/23/2014	0.0024	
7/8/2014	0.0027	
1/21/2015	0.0025	
7/30/2015	0.003	
1/22/2016	0.0018	
3/23/2016	0.00275 (J)	
5/24/2016	0.0024 (J)	
7/26/2016	0.0043	
9/19/2016	0.0024 (J)	
11/11/2016	0.0018 (J)	
1/20/2017	0.0027	
3/16/2017	0.0024 (J)	
4/28/2017	0.0026	
8/3/2017	0.0024 (J)	
1/19/2018	0.0019 (J)	
6/27/2018	0.002 (J)	
1/24/2019	0.0019 (J)	
6/26/2019	0.0023	
9/12/2019	0.0022	
3/12/2020	0.0009 (J)	
9/9/2020	0.0034	
3/18/2021	0.0017 (J)	
8/23/2021	0.0014 (J)	
3/8/2022		0.0013 (J)
8/10/2022		0.0015 (J)
2/20/2023		0.0023 (J)
8/15/2023		0.0012 (J)

ND substitution: RL or RL/2 if <15% NDs.

Mann-Whitney (Wilcoxon Rank Sum)

Constituent: Cobalt (mg/L) Analysis Run 8/13/2024 10:27 AM View: Appendix I Mann-Whitney

Plant Wansley Client: Southern Company Data: Wansley Landfill

	GWC-31	GWC-31
9/17/2011	<0.0025	
10/31/2011	<0.0025	
2/7/2012	<0.0025	
1/23/2013	<0.0025	
1/23/2014	<0.0025	
7/1/2014	<0.0025	
1/21/2015	<0.0025	
1/25/2016	<0.0025	
3/30/2016	<0.0025	
5/25/2016	<0.0025	
7/27/2016	0.0015	
1/25/2017	<0.0025	
3/23/2017	<0.0025	
5/2/2017	<0.0025	
7/19/2017	<0.0025	
8/4/2017	<0.0025	
1/23/2018	<0.0025	
6/27/2018	<0.0025	
1/31/2019	<0.0025	
6/26/2019	<0.0025	
9/11/2019	0.00044 (J)	
3/17/2020	0.00017 (J)	
9/11/2020	<0.0025	
3/16/2021	0.00013 (J)	
8/25/2021	<0.0025	
3/10/2022		<0.0025
8/16/2022		<0.0025
2/22/2023		<0.0025
8/16/2023		0.00031 (J)

ND substitution: RL or RL/2 if <15% NDs.

Mann-Whitney (Wilcoxon Rank Sum)

Constituent: Cobalt (mg/L) Analysis Run 8/13/2024 10:27 AM View: Appendix I Mann-Whitney

Plant Wansley Client: Southern Company Data: Wansley Landfill

	GWC-32	GWC-32
9/15/2011	<0.0025	
10/31/2011	<0.0025	
12/13/2011	<0.0025	
2/1/2012	<0.0025	
7/17/2012	<0.0025	
1/23/2013	<0.0025	
7/24/2013	<0.0025	
1/23/2014	<0.0025	
7/1/2014	<0.0025	
1/20/2015	<0.0025	
7/30/2015	<0.0025	
1/25/2016	<0.0025	
3/23/2016	<0.0025	
5/24/2016	<0.0025	
7/22/2016	0.00058 (J)	
9/16/2016	0.00088 (J)	
11/15/2016	<0.0025	
1/26/2017	0.0013 (J)	
3/24/2017	0.0012 (J)	
5/2/2017	0.00095 (J)	
8/3/2017	0.00045 (J)	
1/23/2018	0.00053 (J)	
6/26/2018	<0.0025	
1/30/2019	0.00012 (J)	
6/27/2019	0.00017 (J)	
9/12/2019	0.00087	
3/18/2020	0.001 (J)	
9/15/2020	<0.0025	
3/17/2021	0.00021 (J)	
8/24/2021	<0.0025	
3/9/2022		<0.0025
8/10/2022		<0.0025
2/15/2023		<0.0025
8/15/2023		<0.0025

ND substitution: RL or RL/2 if <15% NDs.

Mann-Whitney (Wilcoxon Rank Sum)

Constituent: Cobalt (mg/L) Analysis Run 8/13/2024 10:27 AM View: Appendix I Mann-Whitney

Plant Wansley Client: Southern Company Data: Wansley Landfill

	GWC-33	GWC-33
9/16/2011	<0.0025	
10/30/2011	0.0031	
12/13/2011	0.0033	
2/1/2012	<0.0025	
7/17/2012	0.0037	
1/23/2013	0.002	
7/17/2013	0.0013	
1/23/2014	0.00071 (J)	
1/20/2015	0.0013	
7/29/2015	0.00054 (J)	
1/25/2016	0.00082 (J)	
3/23/2016	<0.0025	
5/24/2016	0.0136 (o)	
7/22/2016	0.01 (o)	
9/16/2016	0.011 (o)	
11/17/2016	0.0032	
1/25/2017	<0.0025	
3/23/2017	0.0037	
5/1/2017	0.0085 (o)	
8/4/2017	0.0023 (J)	
1/23/2018	0.0024 (J)	
6/26/2018	0.0042	
1/30/2019	0.00012 (J)	
6/26/2019	0.0025	
9/12/2019	0.00083	
3/12/2020	0.0013 (J)	
9/16/2020	0.0019 (J)	
3/18/2021	0.00015 (J)	
8/24/2021	<0.0025	
3/9/2022		0.00031 (J)
8/15/2022		<0.0025
2/20/2023		<0.0025
8/15/2023		<0.0025

ND substitution: RL or RL/2 if <15% NDs.

Mann-Whitney (Wilcoxon Rank Sum)

Constituent: Cobalt (mg/L) Analysis Run 8/13/2024 10:27 AM View: Appendix I Mann-Whitney

Plant Wansley Client: Southern Company Data: Wansley Landfill

	GWC-34	GWC-34
9/16/2011	<0.0025	
10/31/2011	<0.0025	
12/12/2011	<0.0025	
2/1/2012	<0.0025	
7/16/2012	<0.0025	
1/22/2013	<0.0025	
7/17/2013	<0.0025	
1/23/2014	<0.0025	
6/25/2014	<0.0025	
1/14/2015	<0.0025	
7/29/2015	<0.0025	
1/21/2016	<0.0025	
3/24/2016	<0.0025	
5/23/2016	<0.0025	
7/21/2016	<0.0025	
9/15/2016	<0.0025	
11/15/2016	0.00043 (J)	
1/25/2017	<0.0025	
3/22/2017	<0.0025	
5/1/2017	<0.0025	
8/3/2017	0.027 (O)	
1/23/2018	<0.0025	
6/20/2018	<0.0025	
1/28/2019	<0.0025	
6/26/2019	<0.0025	
9/11/2019	0.00011 (J)	
3/11/2020	<0.0025	
9/11/2020	<0.0025	
3/16/2021	<0.0025	
8/24/2021	<0.0025	
3/2/2022		<0.0025
8/10/2022		<0.0025
2/20/2023		<0.0025
8/16/2023		<0.0025

ND substitution: RL or RL/2 if <15% NDs.

Mann-Whitney (Wilcoxon Rank Sum)

Constituent: Cobalt (mg/L) Analysis Run 8/13/2024 10:27 AM View: Appendix I Mann-Whitney

Plant Wansley Client: Southern Company Data: Wansley Landfill

	GWC-35	GWC-35
9/16/2011	<0.0025	
10/31/2011	<0.0025	
12/12/2011	0.0025	
2/1/2012	<0.0025	
7/16/2012	0.0017	
1/22/2013	0.0013	
7/2/2013	<0.0025	
1/21/2014	0.00076 (J)	
6/25/2014	0.00093 (J)	
1/14/2015	0.00069 (J)	
7/28/2015	0.00053 (J)	
1/21/2016	0.0005 (J)	
3/24/2016	<0.0025	
5/23/2016	<0.0025	
7/21/2016	<0.0025	
9/15/2016	<0.0025	
11/15/2016	<0.0025	
1/26/2017	<0.0025	
3/22/2017	<0.0025	
5/2/2017	<0.0025	
8/3/2017	<0.0025	
1/23/2018	<0.0025	
6/19/2018	0.00042 (J)	
1/21/2019	0.00025 (J)	
6/26/2019	0.00028 (J)	
9/12/2019	0.00027 (J)	
3/11/2020	0.00022 (J)	
9/11/2020	0.00028 (J)	
3/16/2021	0.00026 (J)	
8/18/2021	0.00022 (J)	
3/2/2022		<0.0025
8/15/2022		0.00036 (J)
2/20/2023		<0.0025
8/16/2023		0.00052 (J)

ND substitution: RL or RL/2 if <15% NDs.

Mann-Whitney (Wilcoxon Rank Sum)

Constituent: Cobalt (mg/L) Analysis Run 8/13/2024 10:27 AM View: Appendix I Mann-Whitney

Plant Wansley Client: Southern Company Data: Wansley Landfill

	GWC-5	GWC-5
8/31/2011	0.02	
10/27/2011	0.038	
12/5/2011	0.04	
1/25/2012	0.043	
7/18/2012	0.028	
1/9/2013	0.037	
7/17/2013	0.018	
1/15/2014	0.018	
6/25/2014	0.019	
1/13/2015	0.012	
7/24/2015	0.013	
1/20/2016	0.012	
3/28/2016	0.0101	
5/23/2016	0.00701 (J)	
7/21/2016	0.0079	
9/15/2016	0.02	
11/15/2016	0.011	
1/26/2017	0.0075	
3/22/2017	0.0063	
5/2/2017	0.0036	
8/3/2017	0.0061	
1/23/2018	0.01	
6/25/2018	0.0049	
1/30/2019	0.00068 (J)	
6/26/2019	0.0054	
9/12/2019	0.0062	
3/16/2020	0.0049	
9/9/2020	0.0048	
3/17/2021	0.0042	
8/19/2021	0.0045	
3/2/2022		0.0048
8/11/2022		0.0022 (J)
2/20/2023		0.004
8/14/2023		0.0023 (J)

Mann-Whitney (Wilcoxon Rank Sum)

Constituent: Cobalt (mg/L) Analysis Run 8/13/2024 10:27 AM View: Appendix I Mann-Whitney

Plant Wansley Client: Southern Company Data: Wansley Landfill

	GWC-6	GWC-6
8/31/2011	0.013	
10/30/2011	0.037 (o)	
12/5/2011	0.029 (o)	
1/25/2012	0.018	
7/24/2012	0.011	
1/8/2013	0.012	
7/9/2013	0.017	
1/15/2014	0.017	
6/25/2014	0.0099	
1/20/2015	0.0098	
7/24/2015	0.012	
1/20/2016	0.01	
3/28/2016	0.0104	
5/24/2016	0.00926 (J)	
7/21/2016	0.01	
9/15/2016	0.014	
11/16/2016	0.015	
1/26/2017	0.011	
3/22/2017	0.012	
5/2/2017	0.0094	
8/3/2017	0.014	
1/23/2018	0.013	
6/25/2018	0.014	
1/30/2019	0.017	
6/26/2019	0.012	
9/12/2019	0.019	
3/16/2020	0.012	
9/11/2020	0.017	
3/17/2021	0.015	
8/18/2021	0.013	
3/2/2022		0.011
8/11/2022		0.015
2/20/2023		0.013
8/14/2023		0.013

Mann-Whitney (Wilcoxon Rank Sum)

Constituent: Cobalt (mg/L) Analysis Run 8/13/2024 10:27 AM View: Appendix I Mann-Whitney

Plant Wansley Client: Southern Company Data: Wansley Landfill

	GWC-7	GWC-7
9/7/2011	<0.0025	
10/30/2011	<0.0025	
12/5/2011	<0.0025	
1/25/2012	<0.0025	
7/18/2012	0.017	
1/7/2013	0.03	
7/9/2013	0.028	
1/14/2014	0.021	
6/24/2014	0.011	
1/20/2015	0.0088	
7/27/2015	0.0061	
1/26/2016	0.002	
3/29/2016	0.00652 (J)	
5/24/2016	0.00462 (J)	
7/22/2016	0.0042	
9/15/2016	0.0036	
11/16/2016	0.0044	
1/26/2017	0.00091 (J)	
3/22/2017	0.0016 (J)	
5/2/2017	0.011	
8/4/2017	0.0033	
1/23/2018	0.0028	
6/25/2018	0.0057	
1/21/2019	0.00051 (J)	
6/25/2019	0.0039	
9/10/2019	0.0035	
3/12/2020	0.00066 (J)	
9/14/2020	0.0028	
3/16/2021	0.00057 (J)	
8/19/2021	0.0023 (J)	
3/2/2022		0.00043 (J)
8/11/2022		0.0019 (J)
2/21/2023		0.00079 (J)
8/9/2023		0.0013 (J)

Mann-Whitney (Wilcoxon Rank Sum)

Constituent: Cobalt (mg/L) Analysis Run 8/13/2024 10:27 AM View: Appendix I Mann-Whitney

Plant Wansley Client: Southern Company Data: Wansley Landfill

	GWC-8	GWC-8
9/7/2011	0.14 (O)	
10/30/2011	0.021	
12/5/2011	0.17 (O)	
1/19/2012	0.028	
7/18/2012	0.037	
1/7/2013	0.037	
7/9/2013	0.065	
1/14/2014	0.026	
6/24/2014	0.034	
1/20/2015	0.031	
7/27/2015	0.031	
1/26/2016	0.021	
3/29/2016	0.0208	
5/24/2016	0.0649	
7/26/2016	0.044	
9/19/2016	0.059	
11/16/2016	0.064	
1/26/2017	0.0017 (J)	
3/23/2017	0.025	
5/3/2017	0.047	
8/7/2017	0.042	
1/24/2018	0.014	
6/21/2018	0.04	
1/22/2019	0.013	
6/25/2019	0.035	
9/10/2019	0.041	
3/12/2020	0.0047	
9/14/2020	0.028	
3/16/2021	0.0052	
8/20/2021	0.013	
3/2/2022		0.005
8/11/2022		0.021
2/15/2023		0.0016 (J)
8/9/2023		0.014

Mann-Whitney (Wilcoxon Rank Sum)

Constituent: Cobalt (mg/L) Analysis Run 8/13/2024 10:27 AM View: Appendix I Mann-Whitney

Plant Wansley Client: Southern Company Data: Wansley Landfill

	GWC-9	GWC-9
9/7/2011	0.27 (O)	
10/30/2011	<0.0025	
12/4/2011	0.14	
1/19/2012	0.13	
7/18/2012	0.12	
1/8/2013	0.056	
7/9/2013	0.042	
1/14/2014	0.038	
6/24/2014	0.039	
1/20/2015	0.037	
7/27/2015	0.04	
1/26/2016	0.028	
3/29/2016	0.0328	
5/24/2016	0.0334	
7/25/2016	0.051	
9/19/2016	0.055	
11/16/2016	0.061	
1/31/2017	0.15	
3/23/2017	0.091	
5/2/2017	0.049	
8/7/2017	0.057	
1/24/2018	0.044	
6/21/2018	0.049	
1/22/2019	0.028	
6/25/2019	0.043	
9/16/2019	0.042	
3/16/2020	0.026	
9/11/2020	0.045	
3/16/2021	0.035	
8/25/2021	0.027	
3/9/2022		0.024
8/16/2022		0.15
2/15/2023		0.022
8/9/2023		0.058

ND substitution: RL or RL/2 if <15% NDs.

Mann-Whitney (Wilcoxon Rank Sum)

Constituent: Copper (mg/L) Analysis Run 8/13/2024 10:27 AM View: Appendix I Mann-Whitney

Plant Wansley Client: Southern Company Data: Wansley Landfill

	GWA-2	GWA-2
9/17/2011	<0.002	
10/27/2011	<0.002	
12/14/2011	<0.002	
2/7/2012	<0.002	
7/23/2012	<0.002	
1/23/2013	<0.002	
7/24/2013	<0.002	
1/22/2014	<0.002	
7/1/2014	0.0011 (J)	
1/22/2015	<0.002	
7/22/2015	0.0012 (J)	
1/20/2016	<0.002	
1/19/2017	<0.002	
8/2/2017	<0.002	
1/19/2018	<0.002	
6/19/2018	<0.002	
1/17/2019	<0.002	
6/24/2019	0.0011 (J)	
9/10/2019	0.0014 (J)	
3/10/2020	<0.002	
9/10/2020	0.00099 (J)	
3/15/2021	0.001 (J)	
8/18/2021	0.0011 (J)	
3/1/2022		<0.002
8/9/2022		<0.002
2/14/2023		<0.002
8/9/2023		<0.002

ND substitution: RL or RL/2 if <15% NDs.

Mann-Whitney (Wilcoxon Rank Sum)

Constituent: Copper (mg/L) Analysis Run 8/13/2024 10:27 AM View: Appendix I Mann-Whitney

Plant Wansley Client: Southern Company Data: Wansley Landfill

	GWA-28	GWA-28
9/16/2011	<0.002	
10/28/2011	<0.002	
12/12/2011	<0.002	
1/25/2012	<0.002	
7/16/2012	<0.002	
1/24/2013	<0.002	
7/23/2013	<0.002	
1/22/2014	0.0012 (J)	
7/1/2014	<0.002	
1/21/2015	<0.002	
7/21/2015	<0.002	
1/22/2016	<0.002	
1/17/2017	<0.002	
8/1/2017	<0.002	
1/19/2018	<0.002	
6/19/2018	<0.002	
1/21/2019	<0.002	
6/25/2019	<0.002	
9/10/2019	<0.002	
3/10/2020	<0.002	
9/9/2020	<0.002	
3/15/2021	<0.002	
8/16/2021	<0.002	
3/1/2022		<0.002
8/9/2022		<0.002
2/14/2023		<0.002
8/9/2023		<0.002

ND substitution: RL or RL/2 if <15% NDs.

Mann-Whitney (Wilcoxon Rank Sum)

Constituent: Copper (mg/L) Analysis Run 8/13/2024 10:27 AM View: Appendix I Mann-Whitney

Plant Wansley Client: Southern Company Data: Wansley Landfill

	GWA-29	GWA-29
9/17/2011	<0.013	
10/28/2011	<0.013	
12/12/2011	<0.013	
1/31/2012	0.018	
7/17/2012	0.0066	
1/24/2013	0.015	
7/24/2013	0.015	
1/22/2014	0.015	
7/8/2014	0.0081 (D)	
1/21/2015	0.0088	
7/22/2015	0.0072	
1/19/2016	0.0083 (D)	
1/17/2017	0.0065	
8/1/2017	0.0044	
1/19/2018	0.0046	
6/19/2018	0.0063	
1/18/2019	0.0059	
6/25/2019	0.0085	
9/10/2019	0.0074	
3/10/2020	0.004	
9/9/2020	0.0055	
3/15/2021	0.0062	
8/18/2021	0.006	
3/2/2022		0.0053
8/9/2022		0.0055
2/13/2023		0.0048
8/8/2023		0.0043

ND substitution: RL or RL/2 if <15% NDs.

Mann-Whitney (Wilcoxon Rank Sum)

Constituent: Copper (mg/L) Analysis Run 8/13/2024 10:27 AM View: Appendix I Mann-Whitney

Plant Wansley Client: Southern Company Data: Wansley Landfill

	GWA-3	GWA-3
8/31/2011	<0.002	
6/25/2014	0.0016 (J)	
7/21/2015	<0.002	
8/1/2017	<0.002	
6/20/2018	<0.002	
1/18/2019	<0.002	
6/25/2019	0.004	
9/11/2019	0.0015 (J)	
3/10/2020	0.0025	
9/9/2020	0.0029	
3/15/2021		0.0031
8/18/2021		0.0017 (J)
3/1/2022		0.0025
8/9/2022		0.0033
2/14/2023		0.0017 (J)
8/8/2023		0.0019 (J)

ND substitution: RL or RL/2 if <15% NDs.

Mann-Whitney (Wilcoxon Rank Sum)

Constituent: Copper (mg/L) Analysis Run 8/13/2024 10:27 AM View: Appendix I Mann-Whitney

Plant Wansley Client: Southern Company Data: Wansley Landfill

	GWC-10	GWC-10
1/25/2016	<0.002	
2/1/2017	<0.002	
8/8/2017	<0.002	
1/25/2018	<0.002	
6/21/2018	<0.002	
1/31/2019	<0.002	
6/26/2019	0.00064 (J)	
9/17/2019	0.0007 (J)	
3/17/2020	<0.002	
9/10/2020	0.0083 (o)	
3/18/2021		<0.002
8/20/2021		<0.002
3/8/2022		<0.002
8/16/2022		<0.002
2/15/2023		<0.002
8/10/2023		<0.002

ND substitution: RL or RL/2 if <15% NDs.

Mann-Whitney (Wilcoxon Rank Sum)

Constituent: Copper (mg/L) Analysis Run 8/13/2024 10:27 AM View: Appendix I Mann-Whitney

Plant Wansley Client: Southern Company Data: Wansley Landfill

	GWC-11	GWC-11
9/13/2011	<0.002	
10/28/2011	<0.002	
12/4/2011	<0.002	
2/9/2012	<0.002	
7/18/2012	<0.002	
1/8/2013	<0.002	
7/9/2013	<0.002	
1/15/2014	0.0012 (J)	
6/25/2014	0.0012 (J)	
1/21/2015	<0.002	
7/28/2015	<0.002	
1/26/2016	0.001 (J)	
1/31/2017	<0.002	
8/7/2017	<0.002	
1/24/2018	<0.002	
6/20/2018	<0.002	
1/24/2019	<0.002	
6/26/2019	<0.002	
9/16/2019	<0.002	
3/16/2020	<0.002	
9/10/2020	0.0034	
3/17/2021	<0.002	
8/23/2021	<0.002	
3/7/2022		<0.002
8/15/2022		<0.002
2/21/2023		<0.002
8/14/2023		<0.002

ND substitution: RL or RL/2 if <15% NDs.

Mann-Whitney (Wilcoxon Rank Sum)

Constituent: Copper (mg/L) Analysis Run 8/13/2024 10:27 AM View: Appendix I Mann-Whitney

Plant Wansley Client: Southern Company Data: Wansley Landfill

	GWC-12	GWC-12
9/13/2011	<0.002	
10/28/2011	<0.002	
12/4/2011	<0.002	
1/24/2012	<0.002	
7/11/2012	<0.002	
1/8/2013	<0.002	
7/10/2013	<0.002	
1/21/2014	<0.002	
7/1/2014	<0.002	
1/21/2015	<0.002	
7/28/2015	<0.002	
1/26/2016	<0.002	
1/31/2017	<0.002	
8/7/2017	<0.002	
1/24/2018	<0.002	
6/26/2018	<0.002	
1/25/2019	<0.002	
6/26/2019	<0.002	
9/11/2019	0.00096 (J)	
3/18/2020	<0.002	
9/10/2020	<0.002	
3/16/2021	<0.002	
8/19/2021	<0.002	
3/7/2022		<0.002
8/16/2022		<0.002
2/15/2023		<0.002
8/14/2023		<0.002

ND substitution: RL or RL/2 if <15% NDs.

Mann-Whitney (Wilcoxon Rank Sum)

Constituent: Copper (mg/L) Analysis Run 8/13/2024 10:27 AM View: Appendix I Mann-Whitney

Plant Wansley Client: Southern Company Data: Wansley Landfill

	GWC-13	GWC-13
9/13/2011	<0.002	
10/28/2011	<0.002	
12/4/2011	<0.002	
1/24/2012	<0.002	
7/11/2012	<0.002	
1/8/2013	<0.002	
7/10/2013	<0.002	
1/21/2014	<0.002	
7/1/2014	<0.002	
1/21/2015	<0.002	
7/28/2015	<0.002	
1/27/2016	0.0021 (J)	
1/31/2017	<0.002	
8/4/2017	<0.002	
1/25/2018	<0.002	
6/20/2018	<0.002	
1/22/2019	<0.002	
6/25/2019	<0.002	
9/12/2019	<0.002	
3/12/2020	<0.002	
9/10/2020	<0.002	
3/17/2021	0.00064 (J)	
8/23/2021	<0.002	
3/8/2022		<0.002
8/15/2022		<0.002
2/21/2023		<0.002
8/16/2023		<0.002

ND substitution: RL or RL/2 if <15% NDs.

Mann-Whitney (Wilcoxon Rank Sum)

Constituent: Copper (mg/L) Analysis Run 8/13/2024 10:27 AM View: Appendix I Mann-Whitney

Plant Wansley Client: Southern Company Data: Wansley Landfill

	GWC-14	GWC-14
9/13/2011	<0.002	
10/27/2011	<0.002	
12/3/2011	<0.002	
1/24/2012	<0.002	
7/11/2012	<0.002	
1/8/2013	<0.002	
7/10/2013	<0.002	
1/21/2014	<0.002	
7/1/2014	0.0014 (J)	
1/14/2015	<0.002	
7/22/2015	<0.002	
1/27/2016	0.0068 (O)	
2/1/2017	<0.002	
8/7/2017	<0.002	
1/25/2018	<0.002	
6/20/2018	<0.002	
1/22/2019	<0.002	
6/25/2019	0.0008 (J)	
9/12/2019	0.0017 (J)	
3/17/2020	<0.002	
9/10/2020	<0.002	
3/17/2021	<0.002	
8/23/2021	<0.002	
3/7/2022		<0.002
8/16/2022		<0.002
2/17/2023		<0.002
8/14/2023		<0.002

ND substitution: RL or RL/2 if <15% NDs.

Mann-Whitney (Wilcoxon Rank Sum)

Constituent: Copper (mg/L) Analysis Run 8/13/2024 10:27 AM View: Appendix I Mann-Whitney

Plant Wansley Client: Southern Company Data: Wansley Landfill

	GWC-15	GWC-15
9/16/2011	<0.002	
10/27/2011	<0.002	
12/3/2011	<0.002	
2/9/2012	<0.002	
7/11/2012	<0.002	
1/8/2013	<0.002	
7/2/2013	<0.002	
1/21/2014	<0.002	
6/24/2014	<0.002	
1/14/2015	<0.002	
7/22/2015	<0.002	
1/27/2016	<0.002	
2/1/2017	<0.002	
8/4/2017	<0.002	
1/25/2018	<0.002	
6/20/2018	<0.002	
1/22/2019	0.003	
6/25/2019	<0.002	
9/17/2019	<0.002	
3/16/2020	<0.002	
9/10/2020	<0.002	
3/18/2021	<0.002	
8/24/2021	<0.002	
3/7/2022		<0.002
8/16/2022		<0.002
2/21/2023		<0.002
8/14/2023		<0.002

ND substitution: RL or RL/2 if <15% NDs.

Mann-Whitney (Wilcoxon Rank Sum)

Constituent: Copper (mg/L) Analysis Run 8/13/2024 10:27 AM View: Appendix I Mann-Whitney

Plant Wansley Client: Southern Company Data: Wansley Landfill

	GWC-16	GWC-16
8/30/2011	<0.002	
10/26/2011	<0.002	
12/3/2011	<0.002	
1/25/2012	<0.002	
7/11/2012	<0.002	
1/8/2013	<0.002	
7/2/2013	<0.002	
1/14/2014	<0.002	
6/25/2014	<0.002	
1/13/2015	<0.002	
7/22/2015	<0.002	
1/27/2016	<0.002	
2/1/2017	<0.002	
8/7/2017	<0.002	
1/25/2018	<0.002	
6/20/2018	<0.002	
1/25/2019	<0.002	
6/25/2019	<0.002	
9/11/2019	0.00065 (J)	
3/17/2020	<0.002	
9/11/2020	<0.002	
3/17/2021	<0.002	
8/20/2021	<0.002	
3/8/2022		<0.002
8/16/2022		<0.002
2/20/2023		<0.002
8/14/2023		<0.002

ND substitution: RL or RL/2 if <15% NDs.

Mann-Whitney (Wilcoxon Rank Sum)

Constituent: Copper (mg/L) Analysis Run 8/13/2024 10:27 AM View: Appendix I Mann-Whitney

Plant Wansley Client: Southern Company Data: Wansley Landfill

	GWC-17	GWC-17
8/30/2011	<0.002	
10/26/2011	<0.002	
12/3/2011	<0.002	
1/25/2012	<0.002	
7/11/2012	<0.002	
1/8/2013	<0.002	
7/16/2013	<0.002	
1/14/2014	<0.002	
6/25/2014	<0.002	
1/14/2015	<0.002	
7/28/2015	0.00081 (J)	
1/27/2016	<0.002	
2/1/2017	<0.002	
8/7/2017	<0.002	
1/25/2018	<0.002	
6/26/2018	<0.002	
1/24/2019	<0.002	
6/25/2019	<0.002	
9/11/2019	0.00066 (J)	
3/17/2020	<0.002	
9/14/2020	<0.002	
3/16/2021	<0.002	
8/20/2021	<0.002	
3/8/2022		<0.002
8/11/2022		<0.002
2/20/2023		<0.002
8/10/2023		<0.002

ND substitution: RL or RL/2 if <15% NDs.

Mann-Whitney (Wilcoxon Rank Sum)

Constituent: Copper (mg/L) Analysis Run 8/13/2024 10:27 AM View: Appendix I Mann-Whitney

Plant Wansley Client: Southern Company Data: Wansley Landfill

	GWC-19	GWC-19
8/30/2011	<0.002	
10/26/2011	<0.002	
12/3/2011	<0.002	
2/8/2012	<0.002	
7/11/2012	<0.002	
1/8/2013	<0.002	
7/16/2013	<0.002	
1/21/2014	<0.002	
6/24/2014	<0.002	
1/13/2015	<0.002	
7/23/2015	<0.002	
1/27/2016	<0.002	
2/2/2017	<0.002	
8/7/2017	<0.002	
1/25/2018	<0.002	
6/21/2018	<0.002	
1/28/2019	<0.002	
6/26/2019	<0.002	
9/12/2019	<0.002	
3/18/2020	<0.002	
9/15/2020	<0.002	
3/17/2021	<0.002	
8/24/2021	0.00094 (J)	
3/8/2022		<0.002
8/11/2022		<0.002
2/21/2023		<0.002
8/9/2023		<0.002

ND substitution: RL or RL/2 if <15% NDs.

Mann-Whitney (Wilcoxon Rank Sum)

Constituent: Copper (mg/L) Analysis Run 8/13/2024 10:27 AM View: Appendix I Mann-Whitney

Plant Wansley Client: Southern Company Data: Wansley Landfill

	GWC-20	GWC-20
8/31/2011	<0.002	
10/27/2011	<0.002	
12/4/2011	<0.002	
2/8/2012	<0.002	
7/11/2012	<0.002	
1/8/2013	<0.002	
7/16/2013	<0.002	
1/21/2014	<0.002	
6/24/2014	<0.002	
1/13/2015	<0.002	
7/23/2015	<0.002	
1/27/2016	<0.002	
2/2/2017	<0.002	
8/7/2017	0.0054 (O)	
1/26/2018	0.0025	
6/21/2018	<0.002	
1/28/2019	<0.002	
6/25/2019	<0.002	
9/11/2019	0.00085 (J)	
3/18/2020	<0.002	
9/15/2020	<0.002	
3/16/2021	<0.002	
8/24/2021	<0.002	
3/7/2022		<0.002
8/16/2022		<0.002
2/22/2023		<0.002
8/9/2023		<0.002

ND substitution: RL or RL/2 if <15% NDs.

Mann-Whitney (Wilcoxon Rank Sum)

Constituent: Copper (mg/L) Analysis Run 8/13/2024 10:27 AM View: Appendix I Mann-Whitney

Plant Wansley Client: Southern Company Data: Wansley Landfill

	GWC-21	GWC-21
8/31/2011	<0.002	
10/27/2011	<0.002	
12/4/2011	<0.002	
2/8/2012	<0.002	
7/17/2012	<0.002	
1/9/2013	<0.002	
7/16/2013	<0.002	
1/21/2014	<0.002	
6/24/2014	<0.002	
1/13/2015	<0.002	
7/23/2015	<0.002	
1/26/2016	<0.002	
2/2/2017	<0.002	
8/7/2017	<0.002	
1/26/2018	<0.002	
6/20/2018	<0.002	
1/24/2019	<0.002	
6/25/2019	<0.002	
9/11/2019	<0.002	
3/18/2020	<0.002	
9/15/2020	<0.002	
3/16/2021	0.0012 (J)	
8/19/2021	<0.002	
3/7/2022		<0.002
8/16/2022		<0.002
2/21/2023		<0.002
8/9/2023		<0.002

ND substitution: RL or RL/2 if <15% NDs.

Mann-Whitney (Wilcoxon Rank Sum)

Constituent: Copper (mg/L) Analysis Run 8/13/2024 10:27 AM View: Appendix I Mann-Whitney

Plant Wansley Client: Southern Company Data: Wansley Landfill

	GWC-22	GWC-22
9/15/2011	<0.002	
10/29/2011	<0.002	
12/13/2011	<0.002	
1/25/2012	<0.002	
7/18/2012	<0.002	
1/22/2013	<0.002	
7/16/2013	<0.002	
1/21/2014	<0.002	
6/25/2014	<0.002	
1/14/2015	<0.002	
7/23/2015	<0.002	
1/26/2016	<0.002	
2/3/2017	<0.002	
8/8/2017	<0.002	
1/25/2018	<0.002	
6/20/2018	<0.002	
1/24/2019	<0.002	
6/25/2019	<0.002	
9/10/2019	0.001 (J)	
3/18/2020	<0.002	
9/10/2020	<0.002	
3/15/2021	<0.002	
8/19/2021	<0.002	
3/8/2022		0.0024
8/17/2022		<0.002
2/14/2023		<0.002
8/14/2023		<0.002

ND substitution: RL or RL/2 if <15% NDs.

Mann-Whitney (Wilcoxon Rank Sum)

Constituent: Copper (mg/L) Analysis Run 8/13/2024 10:27 AM View: Appendix I Mann-Whitney

Plant Wansley Client: Southern Company Data: Wansley Landfill

	GWC-23	GWC-23
9/16/2011	<0.002	
10/29/2011	<0.002	
12/13/2011	<0.002	
1/31/2012	<0.002	
7/18/2012	<0.002	
1/22/2013	<0.002	
7/23/2013	<0.002	
1/22/2014	<0.002	
7/1/2014	0.0015 (J)	
1/22/2015	<0.002	
7/29/2015	0.0012 (J)	
1/21/2016	<0.002	
2/3/2017	<0.002	
8/8/2017	<0.002	
1/25/2018	<0.002	
6/20/2018	<0.002	
1/25/2019	<0.002	
6/26/2019	<0.002	
9/12/2019	0.00068 (J)	
3/18/2020	<0.002	
9/10/2020	<0.002	
3/18/2021	0.00066 (J)	
8/23/2021	0.0011 (J)	
3/9/2022		<0.002
8/16/2022		<0.002
2/21/2023		<0.002
8/15/2023		<0.002

ND substitution: RL or RL/2 if <15% NDs.

Mann-Whitney (Wilcoxon Rank Sum)

Constituent: Copper (mg/L) Analysis Run 8/13/2024 10:27 AM View: Appendix I Mann-Whitney

Plant Wansley Client: Southern Company Data: Wansley Landfill

	GWC-24	GWC-24
7/8/2014	<0.002	
7/31/2015	0.0028 (J)	
1/20/2016	0.0012 (J)	
2/3/2017	<0.002	
8/8/2017	<0.002	
1/25/2018	<0.002	
6/27/2018	<0.002	
1/31/2019	0.00063 (J)	
6/26/2019	0.00094 (J)	
9/11/2019	0.0013 (J)	
3/12/2020	0.0012 (J)	
9/15/2020	0.0023	
3/18/2021		0.0022
8/19/2021		0.001 (J)
3/10/2022		<0.002
8/18/2022		<0.002
2/16/2023		<0.002
8/16/2023		<0.002

ND substitution: RL or RL/2 if <15% NDs.

Mann-Whitney (Wilcoxon Rank Sum)

Constituent: Copper (mg/L) Analysis Run 8/13/2024 10:27 AM View: Appendix I Mann-Whitney

Plant Wansley Client: Southern Company Data: Wansley Landfill

	GWC-25	GWC-25
9/17/2011	<0.002	
10/31/2011	<0.002	
12/14/2011	<0.002	
2/7/2012	<0.002	
7/17/2012	<0.002	
7/24/2013	<0.002	
1/23/2014	0.0034 (J)	
7/8/2014	0.0017 (J)	
1/21/2015	<0.002	
7/30/2015	0.0028 (J)	
1/21/2016	0.0029 (J)	
1/24/2017	<0.002	
8/3/2017	<0.002	
1/25/2018	<0.002	
6/27/2018	<0.002	
1/24/2019	0.003	
6/25/2019	0.0029	
9/11/2019	0.0072 (o)	
1/14/2020	0.0025	
3/12/2020	0.0022	
9/14/2020	0.0034	
3/17/2021	0.0018 (J)	
8/19/2021	0.0016 (J)	
3/8/2022		<0.002
8/10/2022		<0.002
2/21/2023		<0.002
8/15/2023		0.0014 (J)

ND substitution: RL or RL/2 if <15% NDs.

Mann-Whitney (Wilcoxon Rank Sum)

Constituent: Copper (mg/L) Analysis Run 8/13/2024 10:27 AM View: Appendix I Mann-Whitney

Plant Wansley Client: Southern Company Data: Wansley Landfill

	GWC-26	GWC-26
9/17/2011	<0.002	
10/29/2011	<0.002	
12/14/2011	<0.002	
2/7/2012	<0.002	
7/17/2012	<0.002	
1/24/2013	<0.002	
7/24/2013	<0.002	
1/23/2014	0.0027 (J)	
7/8/2014	<0.002	
1/21/2015	<0.002	
7/31/2015	0.0024 (J)	
1/25/2016	<0.002	
1/19/2017	<0.002	
8/3/2017	<0.002	
1/22/2018	<0.002	
6/27/2018	<0.002	
1/24/2019	0.0017 (J)	
6/25/2019	0.002	
9/12/2019	0.001 (J)	
3/13/2020	0.00078 (J)	
9/15/2020	<0.002	
3/17/2021	<0.002	
8/19/2021	0.0011 (J)	
3/9/2022		<0.002
8/10/2022		<0.002
2/21/2023		<0.002
8/16/2023		<0.002

ND substitution: RL or RL/2 if <15% NDs.

Mann-Whitney (Wilcoxon Rank Sum)

Constituent: Copper (mg/L) Analysis Run 8/13/2024 10:27 AM View: Appendix I Mann-Whitney

Plant Wansley Client: Southern Company Data: Wansley Landfill

	GWC-27	GWC-27
9/17/2011	<0.002	
10/29/2011	<0.002	
12/14/2011	<0.002	
1/25/2012	<0.002	
7/17/2012	<0.002	
1/24/2013	<0.002	
7/24/2013	<0.002	
1/23/2014	<0.002	
7/8/2014	<0.002	
1/21/2015	<0.002	
7/30/2015	0.002 (J)	
1/22/2016	0.0038 (JO)	
1/20/2017	<0.002	
8/3/2017	<0.002	
1/19/2018	<0.002	
6/27/2018	<0.002	
1/24/2019	<0.002	
6/26/2019	<0.002	
9/12/2019	0.0011 (J)	
3/12/2020	<0.002	
9/9/2020	<0.002	
3/18/2021	0.00066 (J)	
8/23/2021	<0.002	
3/8/2022		<0.002
8/10/2022		<0.002
2/20/2023		<0.002
8/15/2023		<0.002

ND substitution: RL or RL/2 if <15% NDs.

Mann-Whitney (Wilcoxon Rank Sum)

Constituent: Copper (mg/L) Analysis Run 8/13/2024 10:27 AM View: Appendix I Mann-Whitney

Plant Wansley Client: Southern Company Data: Wansley Landfill

	GWC-31	GWC-31
9/17/2011	<0.002	
10/31/2011	<0.002	
2/7/2012	<0.002	
1/23/2013	<0.002	
1/23/2014	0.0018 (J)	
7/1/2014	0.0048 (J)	
1/21/2015	<0.002	
1/25/2016	<0.002	
1/25/2017	<0.002	
8/4/2017	0.003	
1/23/2018	0.0022 (J)	
6/27/2018	0.0036	
1/31/2019	0.00064 (J)	
6/26/2019	0.0019 (J)	
9/11/2019	0.0063	
1/14/2020	0.005	
3/17/2020	0.0014 (J)	
9/11/2020	0.0013 (J)	
3/16/2021	0.0029	
8/25/2021	0.0019 (J)	
3/10/2022		<0.002
8/16/2022		0.0053
2/22/2023		<0.002
8/16/2023		0.004

ND substitution: RL or RL/2 if <15% NDs.

Mann-Whitney (Wilcoxon Rank Sum)

Constituent: Copper (mg/L) Analysis Run 8/13/2024 10:27 AM View: Appendix I Mann-Whitney

Plant Wansley Client: Southern Company Data: Wansley Landfill

	GWC-33	GWC-33
9/16/2011	<0.002	
10/30/2011	<0.002	
12/13/2011	<0.002	
2/1/2012	<0.002	
7/17/2012	<0.002	
1/23/2013	<0.002	
7/17/2013	<0.002	
1/23/2014	<0.002	
1/20/2015	<0.002	
7/29/2015	0.0012 (J)	
1/25/2016	<0.002	
1/25/2017	<0.002	
8/4/2017	<0.002	
1/23/2018	<0.002	
6/26/2018	<0.002	
1/30/2019	<0.002	
6/26/2019	<0.002	
9/12/2019	<0.002	
3/12/2020	<0.002	
9/16/2020	0.00079 (J)	
3/18/2021	<0.002	
8/24/2021	<0.002	
3/9/2022		<0.002
8/15/2022		<0.002
2/20/2023		<0.002
8/15/2023		<0.002

ND substitution: RL or RL/2 if <15% NDs.

Mann-Whitney (Wilcoxon Rank Sum)

Constituent: Copper (mg/L) Analysis Run 8/13/2024 10:27 AM View: Appendix I Mann-Whitney

Plant Wansley Client: Southern Company Data: Wansley Landfill

	GWC-34	GWC-34
9/16/2011	<0.002	
10/31/2011	<0.002	
12/12/2011	<0.002	
2/1/2012	<0.002	
7/16/2012	<0.002	
1/22/2013	<0.002	
7/17/2013	<0.002	
1/23/2014	<0.002	
6/25/2014	<0.002	
1/14/2015	<0.002	
7/29/2015	<0.002	
1/21/2016	<0.002	
1/25/2017	<0.002	
8/3/2017	<0.002	
1/23/2018	<0.002	
6/20/2018	<0.002	
1/28/2019	<0.002	
6/26/2019	<0.002	
9/11/2019	0.0013 (J)	
3/11/2020	<0.002	
9/11/2020	<0.002	
3/16/2021	<0.002	
8/24/2021	<0.002	
3/2/2022		<0.002
8/10/2022		<0.002
2/20/2023		<0.002
8/16/2023		<0.002

ND substitution: RL or RL/2 if <15% NDs.

Mann-Whitney (Wilcoxon Rank Sum)

Constituent: Copper (mg/L) Analysis Run 8/13/2024 10:27 AM View: Appendix I Mann-Whitney

Plant Wansley Client: Southern Company Data: Wansley Landfill

	GWC-35	GWC-35
9/16/2011	<0.002	
10/31/2011	<0.002	
12/12/2011	<0.002	
2/1/2012	<0.002	
7/16/2012	<0.002	
1/22/2013	<0.002	
7/2/2013	<0.002	
1/21/2014	0.0017 (J)	
6/25/2014	0.00087 (J)	
1/14/2015	<0.002	
7/28/2015	0.0008 (J)	
1/21/2016	0.00095 (J)	
1/26/2017	<0.002	
8/3/2017	<0.002	
1/23/2018	<0.002	
6/19/2018	<0.002	
1/21/2019	<0.002	
6/26/2019	<0.002	
9/12/2019	<0.002	
3/11/2020	0.00072 (J)	
9/11/2020	<0.002	
3/16/2021	<0.002	
8/18/2021	<0.002	
3/2/2022		<0.002
8/15/2022		<0.002
2/20/2023		<0.002
8/16/2023		<0.002

ND substitution: RL or RL/2 if <15% NDs.

Mann-Whitney (Wilcoxon Rank Sum)

Constituent: Copper (mg/L) Analysis Run 8/13/2024 10:27 AM View: Appendix I Mann-Whitney

Plant Wansley Client: Southern Company Data: Wansley Landfill

	GWC-5	GWC-5
8/31/2011	<0.002	
10/27/2011	<0.002	
12/5/2011	<0.002	
1/25/2012	<0.002	
7/18/2012	<0.002	
1/9/2013	<0.002	
7/17/2013	<0.002	
1/15/2014	0.0012 (J)	
6/25/2014	0.00098 (J)	
1/13/2015	0.00095 (J)	
7/24/2015	<0.002	
1/20/2016	<0.002	
1/26/2017	<0.002	
8/3/2017	<0.002	
1/23/2018	<0.002	
6/25/2018	<0.002	
1/30/2019	<0.002	
6/26/2019	<0.002	
9/12/2019	<0.002	
3/16/2020	<0.002	
9/9/2020	<0.002	
3/17/2021	<0.002	
8/19/2021	<0.002	
3/2/2022		<0.002
8/11/2022		<0.002
2/20/2023		<0.002
8/14/2023		<0.002

ND substitution: RL or RL/2 if <15% NDs.

Mann-Whitney (Wilcoxon Rank Sum)

Constituent: Copper (mg/L) Analysis Run 8/13/2024 10:28 AM View: Appendix I Mann-Whitney

Plant Wansley Client: Southern Company Data: Wansley Landfill

	GWC-6	GWC-6
8/31/2011	<0.002	
10/30/2011	<0.002	
12/5/2011	<0.002	
1/25/2012	<0.002	
7/24/2012	<0.002	
1/8/2013	<0.002	
7/9/2013	<0.002	
1/15/2014	0.0031 (J)	
6/25/2014	<0.002	
1/20/2015	<0.002	
7/24/2015	<0.002	
1/20/2016	0.0011 (J)	
1/26/2017	<0.002	
8/3/2017	<0.002	
1/23/2018	<0.002	
6/25/2018	<0.002	
1/30/2019	<0.002	
6/26/2019	<0.002	
9/12/2019	<0.002	
3/16/2020	<0.002	
9/11/2020	<0.002	
3/17/2021	<0.002	
8/18/2021	<0.002	
3/2/2022		<0.002
8/11/2022		<0.002
2/20/2023		<0.002
8/14/2023		<0.002

ND substitution: RL or RL/2 if <15% NDs.

Mann-Whitney (Wilcoxon Rank Sum)

Constituent: Copper (mg/L) Analysis Run 8/13/2024 10:28 AM View: Appendix I Mann-Whitney

Plant Wansley Client: Southern Company Data: Wansley Landfill

	GWC-8	GWC-8
9/7/2011	<0.002	
10/30/2011	<0.002	
12/5/2011	<0.002	
1/19/2012	<0.002	
7/18/2012	<0.002	
1/7/2013	<0.002	
7/9/2013	<0.002	
1/14/2014	0.001 (J)	
6/24/2014	<0.002	
1/20/2015	0.0014 (J)	
7/27/2015	<0.002	
1/26/2016	0.0013 (J)	
1/26/2017	0.0021 (J)	
8/7/2017	0.0035	
1/24/2018	<0.002	
6/21/2018	0.0024 (J)	
1/22/2019	<0.002	
6/25/2019	0.00074 (J)	
9/10/2019	0.00065 (J)	
3/12/2020	0.0014 (J)	
9/14/2020	<0.002	
3/16/2021	0.001 (J)	
8/20/2021	0.0013 (J)	
3/2/2022		0.0019 (J)
8/11/2022		<0.002
2/15/2023		0.0014 (J)
8/9/2023		<0.002

ND substitution: RL or RL/2 if <15% NDs.

Mann-Whitney (Wilcoxon Rank Sum)

Constituent: Copper (mg/L) Analysis Run 8/13/2024 10:28 AM View: Appendix I Mann-Whitney

Plant Wansley Client: Southern Company Data: Wansley Landfill

	GWC-9	GWC-9
9/7/2011	<0.002	
10/30/2011	<0.002	
12/4/2011	<0.002	
1/19/2012	<0.002	
7/18/2012	<0.002	
1/8/2013	<0.002	
7/9/2013	<0.002	
1/14/2014	<0.002	
6/24/2014	<0.002	
1/20/2015	<0.002	
7/27/2015	<0.002	
1/26/2016	0.0022 (J)	
1/31/2017	0.0021 (J)	
8/7/2017	<0.002	
1/24/2018	<0.002	
6/21/2018	0.0026	
1/22/2019	<0.002	
6/25/2019	<0.002	
9/16/2019	<0.002	
3/16/2020	0.00077 (J)	
9/11/2020	<0.002	
3/16/2021	<0.002	
8/25/2021	<0.002	
3/9/2022		<0.002
8/16/2022		<0.002
2/15/2023		<0.002
8/9/2023		<0.002

ND substitution: RL or RL/2 if <15% NDs.

Mann-Whitney (Wilcoxon Rank Sum)

Constituent: Lead (mg/L) Analysis Run 8/13/2024 10:28 AM View: Appendix I Mann-Whitney

Plant Wansley Client: Southern Company Data: Wansley Landfill

	GWA-2	GWA-2
9/17/2011	<0.001	
10/27/2011	<0.001	
12/14/2011	<0.001	
2/7/2012	<0.001	
7/23/2012	<0.001	
1/23/2013	<0.001	
7/24/2013	<0.001	
1/22/2014	<0.001	
7/1/2014	<0.001	
1/22/2015	<0.001	
7/22/2015	<0.001	
1/20/2016	<0.001	
3/23/2016	<0.001	
5/24/2016	<0.001	
7/26/2016	<0.001	
9/16/2016	<0.001	
11/10/2016	<0.001	
1/19/2017	<0.001	
3/17/2017	<0.001	
4/28/2017	<0.001	
8/2/2017	<0.001	
1/19/2018	<0.001	
6/19/2018	<0.001	
1/17/2019	<0.001	
6/24/2019	<0.001	
9/10/2019	0.00014 (J)	
3/10/2020	<0.001	
9/10/2020	<0.001	
3/15/2021	<0.001	
8/18/2021	<0.001	
3/1/2022		<0.001
8/9/2022		0.0002 (J)
2/14/2023		<0.001
8/9/2023		<0.001

ND substitution: RL or RL/2 if <15% NDs.

Mann-Whitney (Wilcoxon Rank Sum)

Constituent: Lead (mg/L) Analysis Run 8/13/2024 10:28 AM View: Appendix I Mann-Whitney

Plant Wansley Client: Southern Company Data: Wansley Landfill

	GWA-28	GWA-28
9/16/2011	<0.001	
10/28/2011	<0.001	
12/12/2011	<0.001	
1/25/2012	<0.001	
7/16/2012	<0.001	
1/24/2013	<0.001	
7/23/2013	<0.001	
1/22/2014	<0.001	
7/1/2014	<0.001	
1/21/2015	<0.001	
7/21/2015	<0.001	
1/22/2016	<0.001	
3/22/2016	<0.001	
5/23/2016	<0.001	
7/25/2016	<0.001	
9/15/2016	<0.001	
11/9/2016	<0.001	
1/17/2017	<0.001	
3/16/2017	<0.001	
4/27/2017	<0.001	
8/1/2017	<0.001	
1/19/2018	<0.001	
6/19/2018	<0.001	
1/21/2019	<0.001	
6/25/2019	<0.001	
9/10/2019	<0.001	
3/10/2020	<0.001	
9/9/2020	0.00024 (J)	
3/15/2021	<0.001	
8/16/2021	<0.001	
3/1/2022		<0.001
8/9/2022		<0.001
2/14/2023		<0.001
8/9/2023		<0.001

ND substitution: RL or RL/2 if <15% NDs.

Mann-Whitney (Wilcoxon Rank Sum)

Constituent: Lead (mg/L) Analysis Run 8/13/2024 10:28 AM View: Appendix I Mann-Whitney

Plant Wansley Client: Southern Company Data: Wansley Landfill

	GWA-29	GWA-29
9/17/2011	<0.001	
10/28/2011	<0.001	
12/12/2011	<0.001	
1/31/2012	<0.001	
7/17/2012	<0.001	
1/24/2013	<0.001	
7/24/2013	<0.001	
1/22/2014	<0.001	
7/8/2014	<0.001 (D)	
1/21/2015	<0.001	
7/22/2015	<0.001	
1/19/2016	<0.001 (D)	
3/22/2016	<0.001	
5/19/2016	<0.001	
7/21/2016	<0.001	
1/17/2017	<0.001	
4/27/2017	<0.001	
7/18/2017	<0.001	
8/1/2017	<0.001	
1/19/2018	<0.001	
6/19/2018	<0.001	
1/18/2019	<0.001	
6/25/2019	0.00029 (J)	
9/10/2019	0.00028 (J)	
3/10/2020	<0.001	
9/9/2020	0.00013 (J)	
3/15/2021	0.00013 (J)	
8/18/2021	0.00021 (J)	
3/2/2022		<0.001
8/9/2022		<0.001
2/13/2023		<0.001
8/8/2023		<0.001

ND substitution: RL or RL/2 if <15% NDs.

Mann-Whitney (Wilcoxon Rank Sum)

Constituent: Lead (mg/L) Analysis Run 8/13/2024 10:28 AM View: Appendix I Mann-Whitney

Plant Wansley Client: Southern Company Data: Wansley Landfill

	GWA-3	GWA-3
8/31/2011	<0.001	
6/25/2014	<0.001	
7/21/2015	<0.001	
3/31/2016	<0.001	
5/25/2016	<0.001	
7/27/2016	<0.001	
8/1/2017	<0.001	
10/3/2017	<0.001	
6/20/2018	<0.001	
1/18/2019	0.00011 (J)	
6/25/2019	<0.001	
9/11/2019	0.00017 (J)	
3/10/2020	0.002	
9/9/2020	0.00014 (J)	
3/15/2021	<0.001	
8/18/2021	<0.001	
3/1/2022		<0.001
8/9/2022		<0.001
2/14/2023		<0.001
8/8/2023		<0.001

ND substitution: RL or RL/2 if <15% NDs.

Mann-Whitney (Wilcoxon Rank Sum)

Constituent: Lead (mg/L) Analysis Run 8/13/2024 10:28 AM View: Appendix I Mann-Whitney

Plant Wansley Client: Southern Company Data: Wansley Landfill

	GWA-4	GWA-4
8/31/2011	<0.001	
10/27/2011	<0.001	
12/14/2011	<0.001	
2/1/2012	<0.001	
7/23/2012	<0.001	
1/23/2013	<0.001	
7/17/2013	<0.001	
1/15/2014	<0.001	
6/25/2014	<0.001	
1/14/2015	<0.001	
7/21/2015	<0.001	
1/20/2016	<0.001	
3/23/2016	<0.001	
5/19/2016	<0.001	
7/21/2016	<0.001	
9/14/2016	<0.001	
11/10/2016	<0.001	
1/17/2017	<0.001	
3/16/2017	<0.001	
4/27/2017	<0.001	
8/2/2017	<0.001	
1/22/2018	<0.001	
6/19/2018	<0.001	
1/17/2019	<0.001	
6/24/2019	<0.001	
9/10/2019	<0.001	
3/10/2020	<0.001	
9/9/2020	<0.001	
3/15/2021	<0.001	
8/18/2021	0.00031 (J)	
3/1/2022		<0.001
8/9/2022		<0.001
2/14/2023		<0.001
8/9/2023		<0.001

ND substitution: RL or RL/2 if <15% NDs.

Mann-Whitney (Wilcoxon Rank Sum)

Constituent: Lead (mg/L) Analysis Run 8/13/2024 10:28 AM View: Appendix I Mann-Whitney

Plant Wansley Client: Southern Company Data: Wansley Landfill

	GWC-10	GWC-10
1/25/2016	<0.001	
3/30/2016	<0.001	
5/25/2016	<0.001	
7/27/2016	0.0013	
9/16/2016	<0.001	
11/17/2016	<0.001	
2/1/2017	<0.001	
3/24/2017	<0.001	
5/3/2017	<0.001	
8/8/2017	<0.001	
1/25/2018	<0.001	
6/21/2018	<0.001	
1/31/2019	0.00013 (J)	
6/26/2019	<0.001	
9/17/2019	0.00014 (J)	
3/17/2020	0.00015 (J)	
9/10/2020	0.0022	
12/2/2020	<0.001	
3/18/2021	0.00013 (J)	
8/20/2021	<0.001	
3/8/2022		<0.001
8/16/2022		<0.001
2/15/2023		<0.001
8/10/2023		<0.001

ND substitution: RL or RL/2 if <15% NDs.

Mann-Whitney (Wilcoxon Rank Sum)

Constituent: Lead (mg/L) Analysis Run 8/13/2024 10:28 AM View: Appendix I Mann-Whitney

Plant Wansley Client: Southern Company Data: Wansley Landfill

	GWC-11	GWC-11
9/13/2011	<0.001	
10/28/2011	<0.001	
12/4/2011	<0.001	
2/9/2012	<0.001	
7/18/2012	<0.001	
1/8/2013	<0.001	
7/9/2013	<0.001	
1/15/2014	<0.001	
6/25/2014	<0.001	
1/21/2015	<0.001	
7/28/2015	<0.001	
1/26/2016	<0.001	
3/29/2016	<0.001	
5/25/2016	<0.001	
7/25/2016	<0.001	
9/19/2016	<0.001	
11/16/2016	<0.001	
1/31/2017	<0.001	
3/23/2017	<0.001	
5/2/2017	<0.001	
8/7/2017	<0.001	
1/24/2018	<0.001	
6/20/2018	<0.001	
1/24/2019	<0.001	
6/26/2019	<0.001	
9/16/2019	<0.001	
3/16/2020	0.00037 (J)	
9/10/2020	0.00023 (J)	
3/17/2021	<0.001	
8/23/2021	<0.001	
3/7/2022		<0.001
8/15/2022		<0.001
2/21/2023		0.00039 (J)
8/14/2023		<0.001

ND substitution: RL or RL/2 if <15% NDs.

Mann-Whitney (Wilcoxon Rank Sum)

Constituent: Lead (mg/L) Analysis Run 8/13/2024 10:28 AM View: Appendix I Mann-Whitney

Plant Wansley Client: Southern Company Data: Wansley Landfill

	GWC-12	GWC-12
9/13/2011	<0.001	
10/28/2011	<0.001	
12/4/2011	<0.001	
1/24/2012	<0.001	
7/11/2012	<0.001	
1/8/2013	<0.001	
7/10/2013	<0.001	
1/21/2014	<0.001	
7/1/2014	<0.001	
1/21/2015	<0.001	
7/28/2015	<0.001	
1/26/2016	<0.001	
3/29/2016	<0.001	
5/25/2016	<0.001	
7/22/2016	<0.001	
9/15/2016	<0.001	
11/16/2016	<0.001	
1/31/2017	<0.001	
3/23/2017	<0.001	
5/3/2017	<0.001	
8/7/2017	<0.001	
1/24/2018	<0.001	
6/26/2018	<0.001	
1/25/2019	<0.001	
6/26/2019	<0.001	
9/11/2019	<0.001	
3/18/2020	0.0002 (J)	
9/10/2020	<0.001	
3/16/2021	<0.001	
8/19/2021	<0.001	
3/7/2022		<0.001
8/16/2022		<0.001
2/15/2023		<0.001
8/14/2023		<0.001

ND substitution: RL or RL/2 if <15% NDs.

Mann-Whitney (Wilcoxon Rank Sum)

Constituent: Lead (mg/L) Analysis Run 8/13/2024 10:28 AM View: Appendix I Mann-Whitney

Plant Wansley Client: Southern Company Data: Wansley Landfill

	GWC-13	GWC-13
9/13/2011	<0.001	
10/28/2011	<0.001	
12/4/2011	<0.001	
1/24/2012	<0.001	
7/11/2012	<0.001	
1/8/2013	<0.001	
7/10/2013	<0.001	
1/21/2014	<0.001	
7/1/2014	<0.001	
1/21/2015	<0.001	
7/28/2015	<0.001	
1/27/2016	<0.001	
3/29/2016	<0.001	
5/25/2016	<0.001	
7/26/2016	<0.001	
9/15/2016	<0.001	
11/17/2016	<0.001	
1/31/2017	<0.001	
3/23/2017	<0.001	
5/3/2017	<0.001	
8/4/2017	<0.001	
1/25/2018	<0.001	
6/20/2018	<0.001	
1/22/2019	<0.001	
6/25/2019	<0.001	
9/12/2019	<0.001	
3/12/2020	<0.001	
9/10/2020	<0.001	
3/17/2021	<0.001	
8/23/2021	<0.001	
3/8/2022		<0.001
8/15/2022		<0.001
2/21/2023		0.00037 (J)
8/16/2023		<0.001

ND substitution: RL or RL/2 if <15% NDs.

Mann-Whitney (Wilcoxon Rank Sum)

Constituent: Lead (mg/L) Analysis Run 8/13/2024 10:28 AM View: Appendix I Mann-Whitney

Plant Wansley Client: Southern Company Data: Wansley Landfill

	GWC-15	GWC-15
9/16/2011	<0.001	
10/27/2011	<0.001	
12/3/2011	<0.001	
2/9/2012	<0.001	
7/11/2012	<0.001	
1/8/2013	<0.001	
7/2/2013	<0.001	
1/21/2014	<0.001	
6/24/2014	<0.001	
1/14/2015	<0.001	
7/22/2015	<0.001	
1/27/2016	<0.001	
3/30/2016	<0.001	
5/25/2016	<0.001	
7/26/2016	<0.001	
9/20/2016	<0.001	
11/17/2016	<0.001	
2/1/2017	<0.001	
3/23/2017	<0.001	
5/3/2017	<0.001	
8/4/2017	<0.001	
1/25/2018	<0.001	
6/20/2018	<0.001	
1/22/2019	<0.001	
6/25/2019	<0.001	
9/17/2019	<0.001	
3/16/2020	0.00014 (J)	
9/10/2020	<0.001	
3/18/2021	<0.001	
8/24/2021	<0.001	
3/7/2022		<0.001
8/16/2022		<0.001
2/21/2023		0.00025 (J)
8/14/2023		<0.001

ND substitution: RL or RL/2 if <15% NDs.

Mann-Whitney (Wilcoxon Rank Sum)

Constituent: Lead (mg/L) Analysis Run 8/13/2024 10:28 AM View: Appendix I Mann-Whitney

Plant Wansley Client: Southern Company Data: Wansley Landfill

	GWC-16	GWC-16
8/30/2011	<0.001	
10/26/2011	<0.001	
12/3/2011	<0.001	
1/25/2012	<0.001	
7/11/2012	<0.001	
1/8/2013	<0.001	
7/2/2013	<0.001	
1/14/2014	<0.001	
6/25/2014	<0.001	
1/13/2015	<0.001	
7/22/2015	<0.001	
1/27/2016	<0.001	
3/30/2016	<0.001	
5/25/2016	<0.001	
7/27/2016	<0.001	
9/16/2016	<0.001	
11/17/2016	<0.001	
2/1/2017	<0.001	
3/24/2017	<0.001	
5/3/2017	<0.001	
8/7/2017	<0.001	
1/25/2018	<0.001	
6/20/2018	<0.001	
1/25/2019	<0.001	
6/25/2019	<0.001	
9/11/2019	<0.001	
3/17/2020	<0.001	
9/11/2020	<0.001	
3/17/2021	<0.001	
8/20/2021	<0.001	
3/8/2022		<0.001
8/16/2022		<0.001
2/20/2023		0.00025 (J)
8/14/2023		<0.001

ND substitution: RL or RL/2 if <15% NDs.

Mann-Whitney (Wilcoxon Rank Sum)

Constituent: Lead (mg/L) Analysis Run 8/13/2024 10:28 AM View: Appendix I Mann-Whitney

Plant Wansley Client: Southern Company Data: Wansley Landfill

	GWC-17	GWC-17
8/30/2011	<0.001	
10/26/2011	<0.001	
12/3/2011	<0.001	
1/25/2012	<0.001	
7/11/2012	<0.001	
1/8/2013	<0.001	
7/16/2013	<0.001	
1/14/2014	<0.001	
6/25/2014	<0.001	
1/14/2015	<0.001	
7/28/2015	<0.001	
1/27/2016	<0.001	
3/30/2016	<0.001	
5/25/2016	<0.001	
7/27/2016	<0.001	
9/19/2016	<0.001	
11/17/2016	<0.001	
2/1/2017	0.0009 (J)	
3/24/2017	<0.001	
5/3/2017	<0.001	
8/7/2017	<0.001	
1/25/2018	<0.001	
6/26/2018	<0.001	
1/24/2019	<0.001	
6/25/2019	<0.001	
9/11/2019	<0.001	
3/17/2020	<0.001	
9/14/2020	<0.001	
3/16/2021	<0.001	
8/20/2021	<0.001	
3/8/2022		<0.001
8/11/2022		<0.001
2/20/2023		0.00027 (J)
8/10/2023		<0.001

ND substitution: RL or RL/2 if <15% NDs.

Mann-Whitney (Wilcoxon Rank Sum)

Constituent: Lead (mg/L) Analysis Run 8/13/2024 10:28 AM View: Appendix I Mann-Whitney

Plant Wansley Client: Southern Company Data: Wansley Landfill

	GWC-18	GWC-18
8/30/2011	<0.001	
10/26/2011	<0.001	
12/3/2011	<0.001	
2/9/2012	<0.001	
7/11/2012	<0.001	
1/8/2013	<0.001	
7/16/2013	<0.001	
1/14/2014	<0.001	
6/24/2014	<0.001	
1/13/2015	0.0026 (Jo)	
7/23/2015	<0.001	
1/27/2016	<0.001	
3/30/2016	<0.001	
5/26/2016	<0.001	
7/25/2016	<0.001	
9/19/2016	<0.001	
11/17/2016	<0.001	
2/1/2017	<0.001	
3/24/2017	<0.001	
5/3/2017	<0.001	
8/7/2017	<0.001	
1/25/2018	<0.001	
6/21/2018	<0.001	
1/28/2019	0.00016 (J)	
6/27/2019	<0.001	
9/11/2019	<0.001	
3/17/2020	<0.001	
9/14/2020	<0.001	
3/16/2021	<0.001	
8/24/2021	<0.001	
3/8/2022		<0.001
8/11/2022		<0.001
2/20/2023		0.00025 (J)
8/9/2023		<0.001

ND substitution: RL or RL/2 if <15% NDs.

Mann-Whitney (Wilcoxon Rank Sum)

Constituent: Lead (mg/L) Analysis Run 8/13/2024 10:28 AM View: Appendix I Mann-Whitney

Plant Wansley Client: Southern Company Data: Wansley Landfill

	GWC-19	GWC-19
8/30/2011	<0.001	
10/26/2011	<0.001	
12/3/2011	<0.001	
2/8/2012	<0.001	
7/11/2012	<0.001	
1/8/2013	<0.001	
7/16/2013	<0.001	
1/21/2014	<0.001	
6/24/2014	<0.001	
1/13/2015	<0.001	
7/23/2015	<0.001	
1/27/2016	<0.001	
3/30/2016	<0.001	
5/26/2016	<0.001	
7/25/2016	<0.001	
9/19/2016	<0.001	
11/17/2016	<0.001	
2/2/2017	<0.001	
3/24/2017	<0.001	
5/3/2017	0.0013	
8/7/2017	<0.001	
1/25/2018	<0.001	
6/21/2018	<0.001	
1/28/2019	0.00011 (J)	
6/26/2019	<0.001	
9/12/2019	<0.001	
3/18/2020	<0.001	
9/15/2020	<0.001	
3/17/2021	0.00017 (J)	
8/24/2021	0.00019 (J)	
3/8/2022		<0.001
8/11/2022		0.00019 (J)
2/21/2023		<0.001
8/9/2023		<0.001

ND substitution: RL or RL/2 if <15% NDs.

Mann-Whitney (Wilcoxon Rank Sum)

Constituent: Lead (mg/L) Analysis Run 8/13/2024 10:28 AM View: Appendix I Mann-Whitney

Plant Wansley Client: Southern Company Data: Wansley Landfill

	GWC-20	GWC-20
8/31/2011	<0.001	
10/27/2011	<0.001	
12/4/2011	<0.001	
2/8/2012	<0.001	
7/11/2012	<0.001	
1/8/2013	<0.001	
7/16/2013	<0.001	
1/21/2014	<0.001	
6/24/2014	<0.001	
1/13/2015	<0.001	
7/23/2015	<0.001	
1/27/2016	<0.001	
3/30/2016	<0.001	
5/26/2016	<0.001	
7/25/2016	<0.001	
9/20/2016	<0.001	
11/17/2016	<0.001	
2/2/2017	<0.001	
3/28/2017	<0.001	
5/4/2017	<0.001	
8/7/2017	0.011 (O)	
1/26/2018	<0.001	
6/21/2018	<0.001	
1/28/2019	0.00014 (J)	
6/25/2019	<0.001	
9/11/2019	<0.001	
3/18/2020	<0.001	
9/15/2020	<0.001	
3/16/2021	0.00014 (J)	
8/24/2021	<0.001	
3/7/2022		<0.001
8/16/2022		<0.001
2/22/2023		<0.001
8/9/2023		<0.001

ND substitution: RL or RL/2 if <15% NDs.

Mann-Whitney (Wilcoxon Rank Sum)

Constituent: Lead (mg/L) Analysis Run 8/13/2024 10:28 AM View: Appendix I Mann-Whitney

Plant Wansley Client: Southern Company Data: Wansley Landfill

	GWC-21	GWC-21
8/31/2011	<0.001	
10/27/2011	<0.001	
12/4/2011	<0.001	
2/8/2012	<0.001	
7/17/2012	<0.001	
1/9/2013	<0.001	
7/16/2013	<0.001	
1/21/2014	<0.001	
6/24/2014	<0.001	
1/13/2015	<0.001	
7/23/2015	<0.001	
1/26/2016	<0.001	
3/30/2016	<0.001	
5/26/2016	<0.001	
7/26/2016	<0.001	
9/20/2016	<0.001	
11/17/2016	<0.001	
2/2/2017	<0.001	
3/28/2017	<0.001	
5/4/2017	<0.001	
8/7/2017	<0.001	
1/26/2018	<0.001	
6/20/2018	<0.001	
1/24/2019	<0.001	
6/25/2019	<0.001	
9/11/2019	0.00017 (J)	
3/18/2020	<0.001	
9/15/2020	<0.001	
3/16/2021	0.00019 (J)	
8/19/2021	0.00018 (J)	
3/7/2022		<0.001
8/16/2022		<0.001
2/21/2023		<0.001
8/9/2023		<0.001

ND substitution: RL or RL/2 if <15% NDs.

Mann-Whitney (Wilcoxon Rank Sum)

Constituent: Lead (mg/L) Analysis Run 8/13/2024 10:28 AM View: Appendix I Mann-Whitney

Plant Wansley Client: Southern Company Data: Wansley Landfill

	GWC-22	GWC-22
9/15/2011	<0.001	
10/29/2011	<0.001	
12/13/2011	<0.001	
1/25/2012	<0.001	
7/18/2012	<0.001	
1/22/2013	<0.001	
7/16/2013	<0.001	
1/21/2014	<0.001	
6/25/2014	<0.001	
1/14/2015	<0.001	
7/23/2015	<0.001	
1/26/2016	<0.001	
3/31/2016	<0.001	
5/26/2016	<0.001	
7/26/2016	<0.001	
9/20/2016	<0.001	
11/17/2016	<0.001	
2/3/2017	<0.001	
3/28/2017	<0.001	
5/3/2017	<0.001	
8/8/2017	<0.001	
1/25/2018	<0.001	
6/20/2018	<0.001	
1/24/2019	<0.001	
6/25/2019	<0.001	
9/10/2019	<0.001	
3/18/2020	0.00067 (J)	
9/10/2020	<0.001	
3/15/2021	0.00025 (J)	
8/19/2021	<0.001	
3/8/2022		<0.001
8/17/2022		<0.001
2/14/2023		<0.001
8/14/2023		<0.001

ND substitution: RL or RL/2 if <15% NDs.

Mann-Whitney (Wilcoxon Rank Sum)

Constituent: Lead (mg/L) Analysis Run 8/13/2024 10:28 AM View: Appendix I Mann-Whitney

Plant Wansley Client: Southern Company Data: Wansley Landfill

	GWC-23	GWC-23
9/16/2011	<0.001	
10/29/2011	<0.001	
12/13/2011	<0.001	
1/31/2012	<0.001	
7/18/2012	<0.001	
1/22/2013	<0.001	
7/23/2013	<0.001	
1/22/2014	<0.001	
7/1/2014	<0.001	
1/22/2015	<0.001	
7/29/2015	<0.001	
1/21/2016	<0.001	
3/29/2016	<0.001	
5/25/2016	<0.001	
7/27/2016	<0.001	
9/20/2016	<0.001	
11/18/2016	<0.001	
2/3/2017	<0.001	
3/28/2017	<0.001	
5/4/2017	<0.001	
8/8/2017	<0.001	
1/25/2018	<0.001	
6/20/2018	<0.001	
1/25/2019	<0.001	
6/26/2019	<0.001	
9/12/2019	<0.001	
3/18/2020	0.00022 (J)	
9/10/2020	<0.001	
3/18/2021	0.00029 (J)	
8/23/2021	0.00033 (J)	
3/9/2022		<0.001
8/16/2022		<0.001
2/21/2023		0.00022 (J)
8/15/2023		<0.001

ND substitution: RL or RL/2 if <15% NDs.

Mann-Whitney (Wilcoxon Rank Sum)

Constituent: Lead (mg/L) Analysis Run 8/13/2024 10:28 AM View: Appendix I Mann-Whitney

Plant Wansley Client: Southern Company Data: Wansley Landfill

	GWC-24	GWC-24
7/8/2014	<0.001	
7/31/2015	<0.001	
1/20/2016	<0.001	
3/30/2016	<0.001	
5/25/2016	<0.001	
7/27/2016	<0.001	
9/16/2016	<0.001	
11/18/2016	<0.001	
2/3/2017	<0.001	
3/29/2017	<0.001	
5/4/2017	<0.001	
8/8/2017	<0.001	
1/25/2018	<0.001	
6/27/2018	<0.001	
1/31/2019	0.00013 (J)	
6/26/2019	0.00016 (J)	
9/11/2019	0.00015 (J)	
3/12/2020	0.00013 (J)	
9/15/2020	<0.001	
3/18/2021	0.00022 (J)	
8/19/2021	0.0015	
3/10/2022		<0.001
8/18/2022		<0.001
2/16/2023		<0.001
8/16/2023		<0.001

ND substitution: RL or RL/2 if <15% NDs.

Mann-Whitney (Wilcoxon Rank Sum)

Constituent: Lead (mg/L) Analysis Run 8/13/2024 10:28 AM View: Appendix I Mann-Whitney

Plant Wansley Client: Southern Company Data: Wansley Landfill

	GWC-25	GWC-25
9/17/2011	<0.001	
10/31/2011	<0.001	
12/14/2011	<0.001	
2/7/2012	<0.001	
7/17/2012	<0.001	
7/24/2013	<0.001	
1/23/2014	<0.001	
7/8/2014	<0.001	
1/21/2015	<0.001	
7/30/2015	<0.001	
1/21/2016	<0.001	
3/28/2016	<0.001	
5/25/2016	<0.001	
7/27/2016	<0.001	
9/19/2016	<0.001	
11/15/2016	<0.001	
1/24/2017	<0.001	
3/23/2017	<0.001	
5/2/2017	0.0021 (o)	
8/3/2017	<0.001	
1/25/2018	<0.001	
6/27/2018	<0.001	
1/24/2019	0.00021 (J)	
6/25/2019	<0.001	
9/11/2019	0.00024 (J)	
3/12/2020	0.00018 (J)	
9/14/2020	<0.001	
3/17/2021	0.00013 (J)	
8/19/2021	0.00028 (J)	
3/8/2022		<0.001
8/10/2022		<0.001
2/21/2023		0.00027 (J)
8/15/2023		<0.001

ND substitution: RL or RL/2 if <15% NDs.

Mann-Whitney (Wilcoxon Rank Sum)

Constituent: Lead (mg/L) Analysis Run 8/13/2024 10:28 AM View: Appendix I Mann-Whitney

Plant Wansley Client: Southern Company Data: Wansley Landfill

	GWC-26	GWC-26
9/17/2011	<0.001	
10/29/2011	<0.001	
12/14/2011	<0.001	
2/7/2012	<0.001	
7/17/2012	<0.001	
1/24/2013	<0.001	
7/24/2013	<0.001	
1/23/2014	<0.001	
7/8/2014	<0.001	
1/21/2015	<0.001	
7/31/2015	<0.001	
1/25/2016	<0.001	
3/24/2016	<0.001	
5/25/2016	<0.001	
7/26/2016	<0.001	
9/19/2016	<0.001	
11/14/2016	<0.001	
1/19/2017	<0.001	
3/16/2017	<0.001	
5/1/2017	<0.001	
8/3/2017	<0.001	
1/22/2018	<0.001	
6/27/2018	<0.001	
1/24/2019	9.8E-05 (J)	
6/25/2019	<0.001	
9/12/2019	<0.001	
3/13/2020	0.00013 (J)	
9/15/2020	<0.001	
3/17/2021	<0.001	
8/19/2021	0.0015	
3/9/2022		<0.001
8/10/2022		<0.001
2/21/2023		<0.001
8/16/2023		<0.001

ND substitution: RL or RL/2 if <15% NDs.

Mann-Whitney (Wilcoxon Rank Sum)

Constituent: Lead (mg/L) Analysis Run 8/13/2024 10:28 AM View: Appendix I Mann-Whitney

Plant Wansley Client: Southern Company Data: Wansley Landfill

	GWC-27	GWC-27
9/17/2011	<0.001	
10/29/2011	<0.001	
12/14/2011	<0.001	
1/25/2012	<0.001	
7/17/2012	<0.001	
1/24/2013	<0.001	
7/24/2013	<0.001	
1/23/2014	<0.001	
7/8/2014	<0.001	
1/21/2015	<0.001	
7/30/2015	<0.001	
1/22/2016	<0.001	
3/23/2016	<0.001	
5/24/2016	<0.001	
7/26/2016	<0.001	
9/19/2016	<0.001	
11/11/2016	<0.001	
1/20/2017	<0.001	
3/16/2017	<0.001	
4/28/2017	<0.001	
8/3/2017	<0.001	
1/19/2018	<0.001	
6/27/2018	<0.001	
1/24/2019	9.8E-05 (J)	
6/26/2019	<0.001	
9/12/2019	0.00016 (J)	
3/12/2020	<0.001	
9/9/2020	0.00023 (J)	
3/18/2021	<0.001	
8/23/2021	0.00027 (J)	
3/8/2022		<0.001
8/10/2022		<0.001
2/20/2023		0.00029 (J)
8/15/2023		<0.001

ND substitution: RL or RL/2 if <15% NDs.

Mann-Whitney (Wilcoxon Rank Sum)

Constituent: Lead (mg/L) Analysis Run 8/13/2024 10:28 AM View: Appendix I Mann-Whitney

Plant Wansley Client: Southern Company Data: Wansley Landfill

	GWC-30	GWC-30
9/15/2011	<0.001	
10/28/2011	<0.001	
12/13/2011	<0.001	
2/8/2012	<0.001	
7/18/2012	<0.001	
1/24/2013	<0.001	
7/24/2013	<0.001	
1/23/2014	<0.001	
7/1/2014	<0.001	
1/20/2015	<0.001	
7/30/2015	<0.001	
1/19/2016	<0.001	
3/23/2016	<0.001	
5/20/2016	<0.001	
7/21/2016	<0.001	
9/20/2016	<0.001	
11/14/2016	<0.001	
1/24/2017	<0.001	
3/17/2017	<0.001	
5/1/2017	<0.001	
8/4/2017	<0.001	
1/24/2018	<0.001	
6/21/2018	<0.001	
1/30/2019	<0.001	
6/27/2019	<0.001	
9/10/2019	<0.001	
3/11/2020	<0.001	
9/10/2020	0.00016 (J)	
3/18/2021	<0.001	
8/23/2021	<0.001	
3/2/2022		<0.001
8/10/2022		<0.001
2/14/2023		<0.001
8/16/2023		<0.001

ND substitution: RL or RL/2 if <15% NDs.

Mann-Whitney (Wilcoxon Rank Sum)

Constituent: Lead (mg/L) Analysis Run 8/13/2024 10:28 AM View: Appendix I Mann-Whitney

Plant Wansley Client: Southern Company Data: Wansley Landfill

	GWC-31	GWC-31
9/17/2011	<0.001	
10/31/2011	<0.001	
2/7/2012	<0.001	
1/23/2013	<0.001	
1/23/2014	0.0012 (J)	
7/1/2014	<0.001	
1/21/2015	<0.001	
1/25/2016	<0.001	
3/30/2016	<0.001	
5/25/2016	<0.001	
7/27/2016	0.00078 (J)	
1/25/2017	0.00042 (J)	
3/23/2017	<0.001	
5/2/2017	0.00039 (J)	
7/19/2017	0.00051 (J)	
8/4/2017	0.00037 (J)	
1/23/2018	<0.001	
6/27/2018	<0.001	
1/31/2019	0.00015 (J)	
6/26/2019	0.00022 (J)	
9/11/2019	0.0013	
3/17/2020	0.00051 (J)	
9/11/2020	0.00026 (J)	
3/16/2021	0.00046 (J)	
8/25/2021	0.00031 (J)	
3/10/2022		<0.001
8/16/2022		<0.001
2/22/2023		0.00025 (J)
8/16/2023		0.0013

ND substitution: RL or RL/2 if <15% NDs.

Mann-Whitney (Wilcoxon Rank Sum)

Constituent: Lead (mg/L) Analysis Run 8/13/2024 10:28 AM View: Appendix I Mann-Whitney

Plant Wansley Client: Southern Company Data: Wansley Landfill

	GWC-33	GWC-33
9/16/2011	<0.001	
10/30/2011	<0.001	
12/13/2011	<0.001	
2/1/2012	<0.001	
7/17/2012	<0.001	
1/23/2013	<0.001	
7/17/2013	<0.001	
1/23/2014	<0.001	
1/20/2015	<0.001	
7/29/2015	<0.001	
1/25/2016	<0.001	
3/23/2016	<0.001	
5/24/2016	<0.001	
7/22/2016	<0.001	
9/16/2016	<0.001	
11/17/2016	<0.001	
1/25/2017	<0.001	
3/23/2017	<0.001	
5/1/2017	<0.001	
8/4/2017	<0.001	
1/23/2018	<0.001	
6/26/2018	<0.001	
1/30/2019	<0.001	
6/26/2019	<0.001	
9/12/2019	0.00031 (J)	
3/12/2020	0.00015 (J)	
9/16/2020	<0.001	
3/18/2021	<0.001	
8/24/2021	0.00027 (J)	
3/9/2022		<0.001
8/15/2022		<0.001
2/20/2023		0.00027 (J)
8/15/2023		<0.001

ND substitution: RL or RL/2 if <15% NDs.

Mann-Whitney (Wilcoxon Rank Sum)

Constituent: Lead (mg/L) Analysis Run 8/13/2024 10:28 AM View: Appendix I Mann-Whitney

Plant Wansley Client: Southern Company Data: Wansley Landfill

	GWC-34	GWC-34
9/16/2011	<0.001	
10/31/2011	<0.001	
12/12/2011	<0.001	
2/1/2012	<0.001	
7/16/2012	<0.001	
1/22/2013	<0.001	
7/17/2013	<0.001	
1/23/2014	<0.001	
6/25/2014	<0.001	
1/14/2015	<0.001	
7/29/2015	<0.001	
1/21/2016	<0.001	
3/24/2016	<0.001	
5/23/2016	<0.001	
7/21/2016	<0.001	
9/15/2016	<0.001	
11/15/2016	<0.001	
1/25/2017	<0.001	
3/22/2017	<0.001	
5/1/2017	<0.001	
8/3/2017	<0.001	
1/23/2018	<0.001	
6/20/2018	<0.001	
1/28/2019	0.00022 (J)	
6/26/2019	<0.001	
9/11/2019	<0.001	
3/11/2020	<0.001	
9/11/2020	<0.001	
3/16/2021	<0.001	
8/24/2021	<0.001	
3/2/2022		<0.001
8/10/2022		<0.001
2/20/2023		0.00026 (J)
8/16/2023		<0.001

ND substitution: RL or RL/2 if <15% NDs.

Mann-Whitney (Wilcoxon Rank Sum)

Constituent: Lead (mg/L) Analysis Run 8/13/2024 10:28 AM View: Appendix I Mann-Whitney

Plant Wansley Client: Southern Company Data: Wansley Landfill

	GWC-5	GWC-5
8/31/2011	<0.001	
10/27/2011	<0.001	
12/5/2011	<0.001	
1/25/2012	<0.001	
7/18/2012	<0.001	
1/9/2013	<0.001	
7/17/2013	<0.001	
1/15/2014	<0.001	
6/25/2014	<0.001	
1/13/2015	<0.001	
7/24/2015	<0.001	
1/20/2016	<0.001	
3/28/2016	<0.001	
5/23/2016	<0.001	
7/21/2016	<0.001	
9/15/2016	<0.001	
11/15/2016	<0.001	
1/26/2017	<0.001	
3/22/2017	<0.001	
5/2/2017	<0.001	
8/3/2017	<0.001	
1/23/2018	<0.001	
6/25/2018	<0.001	
1/30/2019	0.00014 (J)	
6/26/2019	<0.001	
9/12/2019	<0.001	
3/16/2020	<0.001	
9/9/2020	<0.001	
3/17/2021	<0.001	
8/19/2021	<0.001	
3/2/2022		<0.001
8/11/2022		<0.001
2/20/2023		<0.001
8/14/2023		<0.001

ND substitution: RL or RL/2 if <15% NDs.

Mann-Whitney (Wilcoxon Rank Sum)

Constituent: Lead (mg/L) Analysis Run 8/13/2024 10:28 AM View: Appendix I Mann-Whitney

Plant Wansley Client: Southern Company Data: Wansley Landfill

	GWC-7	GWC-7
9/7/2011	<0.001	
10/30/2011	<0.001	
12/5/2011	<0.001	
1/25/2012	<0.001	
7/18/2012	<0.001	
1/7/2013	<0.001	
7/9/2013	<0.001	
1/14/2014	<0.001	
6/24/2014	<0.001	
1/20/2015	<0.001	
7/27/2015	<0.001	
1/26/2016	<0.001	
3/29/2016	<0.001	
5/24/2016	<0.001	
7/22/2016	<0.001	
9/15/2016	<0.001	
11/16/2016	<0.001	
1/26/2017	<0.001	
3/22/2017	<0.001	
5/2/2017	<0.001	
8/4/2017	<0.001	
1/23/2018	<0.001	
6/25/2018	<0.001	
1/21/2019	<0.001	
6/25/2019	<0.001	
9/10/2019	<0.001	
3/12/2020	<0.001	
9/14/2020	<0.001	
3/16/2021	<0.001	
8/19/2021	<0.001	
3/2/2022		<0.001
8/11/2022		<0.001
2/21/2023		0.00036 (J)
8/9/2023		<0.001

ND substitution: RL or RL/2 if <15% NDs.

Mann-Whitney (Wilcoxon Rank Sum)

Constituent: Lead (mg/L) Analysis Run 8/13/2024 10:28 AM View: Appendix I Mann-Whitney

Plant Wansley Client: Southern Company Data: Wansley Landfill

	GWC-8	GWC-8
9/7/2011	<0.001	
10/30/2011	<0.001	
12/5/2011	<0.001	
1/19/2012	<0.001	
7/18/2012	<0.001	
1/7/2013	<0.001	
7/9/2013	<0.001	
1/14/2014	<0.001	
6/24/2014	<0.001	
1/20/2015	<0.001	
7/27/2015	<0.001	
1/26/2016	<0.001	
3/29/2016	<0.001	
5/24/2016	<0.001	
7/26/2016	<0.001	
9/19/2016	<0.001	
11/16/2016	<0.001	
1/26/2017	<0.001	
3/23/2017	<0.001	
5/3/2017	<0.001	
8/7/2017	<0.001	
1/24/2018	<0.001	
6/21/2018	0.00036 (J)	
1/22/2019	<0.001	
6/25/2019	<0.001	
9/10/2019	<0.001	
3/12/2020	0.00028 (J)	
9/14/2020	<0.001	
3/16/2021	<0.001	
8/20/2021	0.00031 (J)	
3/2/2022		<0.001
8/11/2022		<0.001
2/15/2023		<0.001
8/9/2023		<0.001

ND substitution: RL or RL/2 if <15% NDs.

Mann-Whitney (Wilcoxon Rank Sum)

Constituent: Lead (mg/L) Analysis Run 8/13/2024 10:28 AM View: Appendix I Mann-Whitney

Plant Wansley Client: Southern Company Data: Wansley Landfill

	GWC-9	GWC-9
9/7/2011	<0.001	
10/30/2011	<0.001	
12/4/2011	<0.001	
1/19/2012	<0.001	
7/18/2012	<0.001	
1/8/2013	<0.001	
7/9/2013	<0.001	
1/14/2014	<0.001	
6/24/2014	<0.001	
1/20/2015	<0.001	
7/27/2015	<0.001	
1/26/2016	<0.001	
3/29/2016	<0.001	
5/24/2016	<0.001	
7/25/2016	<0.001	
9/19/2016	<0.001	
11/16/2016	<0.001	
1/31/2017	<0.001	
3/23/2017	<0.001	
5/2/2017	<0.001	
8/7/2017	<0.001	
1/24/2018	<0.001	
6/21/2018	<0.001	
1/22/2019	<0.001	
6/25/2019	<0.001	
9/16/2019	<0.001	
3/16/2020	0.00025 (J)	
9/11/2020	<0.001	
3/16/2021	<0.001	
8/25/2021	<0.001	
3/9/2022		<0.001
8/16/2022		<0.001
2/15/2023		<0.001
8/9/2023		<0.001

ND substitution: RL or RL/2 if <15% NDs.

Mann-Whitney (Wilcoxon Rank Sum)

Constituent: Mercury (mg/L) Analysis Run 8/13/2024 10:28 AM View: Appendix I Mann-Whitney

Plant Wansley Client: Southern Company Data: Wansley Landfill

	GWA-1	GWA-1
9/16/2011	<0.0002	
10/27/2011	<0.0002	
12/13/2011	<0.0002	
1/31/2012	<0.0002	
7/18/2012	<0.0002	
1/24/2013	<0.0002	
7/17/2013	<0.0002	
1/21/2014	<0.0002	
6/25/2014	<0.0002	
1/14/2015	<0.0002	
7/21/2015	<0.0002	
1/21/2016	<0.0002	
3/23/2016	<0.0002	
5/20/2016	<0.0002	
7/21/2016	9.7E-05 (J)	
9/15/2016	<0.0002	
11/11/2016	<0.0002	
1/19/2017	<0.0002	
3/16/2017	0.00015 (J)	
4/28/2017	<0.0002	
8/3/2017	<0.0002	
1/19/2018	<0.0002	
6/19/2018	<0.0002	
1/17/2019	<0.0002	
6/24/2019	<0.0002	
9/9/2019	<0.0002	
3/10/2020	<0.0002	
9/9/2020	<0.0002	
3/15/2021	<0.0002	
8/16/2021	<0.0002	
2/28/2022		<0.0002
8/9/2022		<0.0002
2/14/2023		<0.0002
8/9/2023		<0.0002

ND substitution: RL or RL/2 if <15% NDs.

Mann-Whitney (Wilcoxon Rank Sum)

Constituent: Mercury (mg/L) Analysis Run 8/13/2024 10:28 AM View: Appendix I Mann-Whitney

Plant Wansley Client: Southern Company Data: Wansley Landfill

	GWA-2	GWA-2
9/17/2011	<0.0002	
10/27/2011	<0.0002	
12/14/2011	<0.0002	
2/7/2012	<0.0002	
7/23/2012	<0.0002	
1/23/2013	<0.0002	
7/24/2013	<0.0002	
1/22/2014	<0.0002	
7/1/2014	<0.0002	
1/22/2015	<0.0002	
7/22/2015	<0.0002	
1/20/2016	<0.0002	
3/23/2016	<0.0002	
5/24/2016	<0.0002	
7/26/2016	0.00012 (J)	
9/16/2016	<0.0002	
11/10/2016	<0.0002	
1/19/2017	<0.0002	
3/17/2017	0.00015 (J)	
4/28/2017	<0.0002	
8/2/2017	<0.0002	
1/19/2018	<0.0002	
6/19/2018	<0.0002	
1/17/2019	<0.0002	
6/24/2019	<0.0002	
9/10/2019	<0.0002	
3/10/2020	<0.0002	
9/10/2020	<0.0002	
3/15/2021	<0.0002	
8/18/2021	<0.0002	
3/1/2022		<0.0002
8/9/2022		<0.0002
2/14/2023		<0.0002
8/9/2023		<0.0002

ND substitution: RL or RL/2 if <15% NDs.

Mann-Whitney (Wilcoxon Rank Sum)

Constituent: Mercury (mg/L) Analysis Run 8/13/2024 10:28 AM View: Appendix I Mann-Whitney

Plant Wansley Client: Southern Company Data: Wansley Landfill

	GWA-28	GWA-28
9/16/2011	<0.0002	
10/28/2011	<0.0002	
12/12/2011	<0.0002	
1/25/2012	<0.0002	
7/16/2012	<0.0002	
1/24/2013	<0.0002	
7/23/2013	<0.0002	
1/22/2014	<0.0002	
7/1/2014	<0.0002	
1/21/2015	<0.0002	
7/21/2015	<0.0002	
1/22/2016	<0.0002	
3/22/2016	<0.0002	
5/23/2016	<0.0002	
7/25/2016	8.9E-05 (J)	
9/15/2016	<0.0002	
11/9/2016	<0.0002	
1/17/2017	<0.0002	
3/16/2017	0.00016 (J)	
4/27/2017	<0.0002	
8/1/2017	<0.0002	
1/19/2018	<0.0002	
6/19/2018	<0.0002	
1/21/2019	<0.0002	
6/25/2019	<0.0002	
9/10/2019	<0.0002	
3/10/2020	<0.0002	
9/9/2020	<0.0002	
3/15/2021	<0.0002	
8/16/2021	<0.0002	
3/1/2022		<0.0002
8/9/2022		<0.0002
2/14/2023		<0.0002
8/9/2023		<0.0002

ND substitution: RL or RL/2 if <15% NDs.

Mann-Whitney (Wilcoxon Rank Sum)

Constituent: Mercury (mg/L) Analysis Run 8/13/2024 10:28 AM View: Appendix I Mann-Whitney

Plant Wansley Client: Southern Company Data: Wansley Landfill

	GWA-29	GWA-29
9/17/2011	<0.0002	
10/28/2011	<0.0002	
12/12/2011	<0.0002	
1/31/2012	<0.0002	
7/17/2012	<0.0002	
1/24/2013	<0.0002	
7/24/2013	<0.0002	
1/22/2014	<0.0002	
7/8/2014	<0.0002 (D)	
1/21/2015	<0.0002	
7/22/2015	<0.0002	
1/19/2016	<0.0002 (D)	
3/22/2016	<0.0002	
5/19/2016	<0.0002	
7/21/2016	<0.0002	
1/17/2017	<0.0002	
4/27/2017	<0.0002	
7/18/2017	<0.0002	
8/1/2017	<0.0002	
1/19/2018	<0.0002	
6/19/2018	<0.0002	
1/18/2019	<0.0002	
6/25/2019	<0.0002	
9/10/2019	0.00021	
3/10/2020	<0.0002	
9/9/2020	<0.0002	
3/15/2021	<0.0002	
8/18/2021	<0.0002	
3/2/2022		<0.0002
8/9/2022		<0.0002
2/13/2023		<0.0002
8/8/2023		<0.0002

ND substitution: RL or RL/2 if <15% NDs.

Mann-Whitney (Wilcoxon Rank Sum)

Constituent: Mercury (mg/L) Analysis Run 8/13/2024 10:28 AM View: Appendix I Mann-Whitney

Plant Wansley Client: Southern Company Data: Wansley Landfill

	GWA-3	GWA-3
8/31/2011	<0.0002	
6/25/2014	<0.0002	
7/21/2015	<0.0002	
3/31/2016	<0.0002	
5/25/2016	<0.0002	
7/27/2016	0.00011 (J)	
8/1/2017	<0.0002	
10/3/2017	<0.0002	
6/20/2018	<0.0002	
1/18/2019	<0.0002	
6/25/2019	<0.0002	
9/11/2019	<0.0002	
3/10/2020	<0.0002	
9/9/2020	<0.0002	
3/15/2021	<0.0002	
8/18/2021	<0.0002	
3/1/2022		<0.0002
8/9/2022		<0.0002
2/14/2023		<0.0002
8/8/2023		<0.0002

ND substitution: RL or RL/2 if <15% NDs.

Mann-Whitney (Wilcoxon Rank Sum)

Constituent: Mercury (mg/L) Analysis Run 8/13/2024 10:28 AM View: Appendix I Mann-Whitney

Plant Wansley Client: Southern Company Data: Wansley Landfill

	GWA-4	GWA-4
8/31/2011	<0.0002	
10/27/2011	<0.0002	
12/14/2011	<0.0002	
2/1/2012	<0.0002	
7/23/2012	<0.0002	
1/23/2013	<0.0002	
7/17/2013	<0.0002	
1/15/2014	<0.0002	
6/25/2014	<0.0002	
1/14/2015	<0.0002	
7/21/2015	<0.0002	
1/20/2016	<0.0002	
3/23/2016	<0.0002	
5/19/2016	<0.0002	
7/21/2016	8.7E-05 (J)	
9/14/2016	<0.0002	
11/10/2016	<0.0002	
1/17/2017	<0.0002	
3/16/2017	0.00016 (J)	
4/27/2017	<0.0002	
8/2/2017	<0.0002	
1/22/2018	<0.0002	
6/19/2018	<0.0002	
1/17/2019	<0.0002	
6/24/2019	<0.0002	
9/10/2019	<0.0002	
3/10/2020	<0.0002	
9/9/2020	<0.0002	
3/15/2021	<0.0002	
8/18/2021	<0.0002	
3/1/2022		<0.0002
8/9/2022		<0.0002
2/14/2023		<0.0002
8/9/2023		<0.0002

ND substitution: RL or RL/2 if <15% NDs.

Mann-Whitney (Wilcoxon Rank Sum)

Constituent: Mercury (mg/L) Analysis Run 8/13/2024 10:28 AM View: Appendix I Mann-Whitney

Plant Wansley Client: Southern Company Data: Wansley Landfill

	GWC-10	GWC-10
1/25/2016	<0.0002	
3/30/2016	<0.0002	
5/25/2016	<0.0002	
7/27/2016	9.4E-05 (J)	
9/16/2016	<0.0002	
11/17/2016	<0.0002	
2/1/2017	0.00011 (J)	
3/24/2017	<0.0002	
5/3/2017	<0.0002	
8/8/2017	<0.0002	
1/25/2018	<0.0002	
6/21/2018	<0.0002	
1/31/2019	<0.0002	
6/26/2019	<0.0002	
9/17/2019	<0.0002	
3/17/2020	<0.0002	
9/10/2020	<0.0002	
3/18/2021	<0.0002	
8/20/2021	<0.0002	
3/8/2022		<0.0002
8/16/2022		<0.0002
2/15/2023		<0.0002
8/10/2023		<0.0002

ND substitution: RL or RL/2 if <15% NDs.

Mann-Whitney (Wilcoxon Rank Sum)

Constituent: Mercury (mg/L) Analysis Run 8/13/2024 10:28 AM View: Appendix I Mann-Whitney

Plant Wansley Client: Southern Company Data: Wansley Landfill

	GWC-11	GWC-11
9/13/2011	<0.0002	
10/28/2011	<0.0002	
12/4/2011	<0.0002	
2/9/2012	<0.0002	
7/18/2012	<0.0002	
1/8/2013	<0.0002	
7/9/2013	<0.0002	
1/15/2014	<0.0002	
6/25/2014	<0.0002	
1/21/2015	<0.0002	
7/28/2015	<0.0002	
1/26/2016	<0.0002	
3/29/2016	<0.0002	
5/25/2016	<0.0002	
7/25/2016	9.6E-05 (J)	
9/19/2016	<0.0002	
11/16/2016	<0.0002	
1/31/2017	7.1E-05 (J)	
3/23/2017	<0.0002	
5/2/2017	<0.0002	
8/7/2017	<0.0002	
1/24/2018	<0.0002	
6/20/2018	<0.0002	
1/24/2019	<0.0002	
6/26/2019	<0.0002	
9/16/2019	<0.0002	
3/16/2020	<0.0002	
9/10/2020	<0.0002	
3/17/2021	<0.0002	
8/23/2021	<0.0002	
3/7/2022		<0.0002
8/15/2022		<0.0002
2/21/2023		<0.0002
8/14/2023		<0.0002

ND substitution: RL or RL/2 if <15% NDs.

Mann-Whitney (Wilcoxon Rank Sum)

Constituent: Mercury (mg/L) Analysis Run 8/13/2024 10:28 AM View: Appendix I Mann-Whitney

Plant Wansley Client: Southern Company Data: Wansley Landfill

	GWC-12	GWC-12
9/13/2011	<0.0002	
10/28/2011	<0.0002	
12/4/2011	<0.0002	
1/24/2012	<0.0002	
7/11/2012	<0.0002	
1/8/2013	<0.0002	
7/10/2013	<0.0002	
1/21/2014	<0.0002	
7/1/2014	<0.0002	
1/21/2015	<0.0002	
7/28/2015	<0.0002	
1/26/2016	<0.0002	
3/29/2016	<0.0002	
5/25/2016	<0.0002	
7/22/2016	<0.0002	
9/15/2016	<0.0002	
11/16/2016	<0.0002	
1/31/2017	0.00013 (J)	
3/23/2017	<0.0002	
5/3/2017	<0.0002	
8/7/2017	<0.0002	
1/24/2018	<0.0002	
6/26/2018	<0.0002	
1/25/2019	<0.0002	
6/26/2019	<0.0002	
9/11/2019	<0.0002	
3/18/2020	<0.0002	
9/10/2020	<0.0002	
3/16/2021	<0.0002	
8/19/2021	<0.0002	
3/7/2022		<0.0002
8/16/2022		<0.0002
2/15/2023		<0.0002
8/14/2023		<0.0002

ND substitution: RL or RL/2 if <15% NDs.

Mann-Whitney (Wilcoxon Rank Sum)

Constituent: Mercury (mg/L) Analysis Run 8/13/2024 10:28 AM View: Appendix I Mann-Whitney

Plant Wansley Client: Southern Company Data: Wansley Landfill

	GWC-13	GWC-13
9/13/2011	<0.0002	
10/28/2011	<0.0002	
12/4/2011	<0.0002	
1/24/2012	<0.0002	
7/11/2012	<0.0002	
1/8/2013	<0.0002	
7/10/2013	<0.0002	
1/21/2014	<0.0002	
7/1/2014	<0.0002	
1/21/2015	<0.0002	
7/28/2015	<0.0002	
1/27/2016	<0.0002	
3/29/2016	<0.0002	
5/25/2016	<0.0002	
7/26/2016	0.00012 (J)	
9/15/2016	<0.0002	
11/17/2016	<0.0002	
1/31/2017	9.6E-05 (J)	
3/23/2017	<0.0002	
5/3/2017	<0.0002	
8/4/2017	<0.0002	
1/25/2018	<0.0002	
6/20/2018	<0.0002	
1/22/2019	<0.0002	
6/25/2019	<0.0002	
9/12/2019	<0.0002	
3/12/2020	<0.0002	
9/10/2020	<0.0002	
3/17/2021	<0.0002	
8/23/2021	<0.0002	
3/8/2022		<0.0002
8/15/2022		<0.0002
2/21/2023		<0.0002
8/16/2023		<0.0002

ND substitution: RL or RL/2 if <15% NDs.

Mann-Whitney (Wilcoxon Rank Sum)

Constituent: Mercury (mg/L) Analysis Run 8/13/2024 10:28 AM View: Appendix I Mann-Whitney

Plant Wansley Client: Southern Company Data: Wansley Landfill

	GWC-14	GWC-14
9/13/2011	<0.0002	
10/27/2011	<0.0002	
12/3/2011	<0.0002	
1/24/2012	<0.0002	
7/11/2012	<0.0002	
1/8/2013	<0.0002	
7/10/2013	<0.0002	
1/21/2014	<0.0002	
7/1/2014	<0.0002	
1/14/2015	<0.0002	
7/22/2015	3.99E-05 (J)	
1/27/2016	<0.0002	
3/30/2016	<0.0002	
5/25/2016	<0.0002	
7/26/2016	0.00012 (J)	
9/15/2016	<0.0002	
11/17/2016	8.7E-05 (J)	
2/1/2017	9.2E-05 (J)	
3/23/2017	<0.0002	
5/3/2017	<0.0002	
8/7/2017	<0.0002	
1/25/2018	<0.0002	
6/20/2018	8.5E-05 (J)	
1/22/2019	<0.0002	
6/25/2019	<0.0002	
9/12/2019	<0.0002	
3/17/2020	<0.0002	
9/10/2020	<0.0002	
3/17/2021	<0.0002	
8/23/2021	<0.0002	
3/7/2022		0.00023
5/3/2022		<0.0002 (R)
8/16/2022		<0.0002
2/17/2023		<0.0002
8/14/2023		<0.0002

ND substitution: RL or RL/2 if <15% NDs.

Mann-Whitney (Wilcoxon Rank Sum)

Constituent: Mercury (mg/L) Analysis Run 8/13/2024 10:28 AM View: Appendix I Mann-Whitney

Plant Wansley Client: Southern Company Data: Wansley Landfill

	GWC-15	GWC-15
9/16/2011	<0.0002	
10/27/2011	<0.0002	
12/3/2011	<0.0002	
2/9/2012	<0.0002	
7/11/2012	<0.0002	
1/8/2013	<0.0002	
7/2/2013	<0.0002	
1/21/2014	<0.0002	
6/24/2014	<0.0002	
1/14/2015	<0.0002	
7/22/2015	<0.0002	
1/27/2016	<0.0002	
3/30/2016	<0.0002	
5/25/2016	<0.0002	
7/26/2016	0.00012 (J)	
9/20/2016	<0.0002	
11/17/2016	<0.0002	
2/1/2017	0.00013 (J)	
3/23/2017	<0.0002	
5/3/2017	<0.0002	
8/4/2017	<0.0002	
1/25/2018	<0.0002	
6/20/2018	<0.0002	
1/22/2019	<0.0002	
6/25/2019	<0.0002	
9/17/2019	<0.0002	
3/16/2020	<0.0002	
9/10/2020	<0.0002	
3/18/2021	<0.0002	
8/24/2021	<0.0002	
3/7/2022		<0.0002
8/16/2022		<0.0002
2/21/2023		<0.0002
8/14/2023		<0.0002

ND substitution: RL or RL/2 if <15% NDs.

Mann-Whitney (Wilcoxon Rank Sum)

Constituent: Mercury (mg/L) Analysis Run 8/13/2024 10:28 AM View: Appendix I Mann-Whitney

Plant Wansley Client: Southern Company Data: Wansley Landfill

	GWC-16	GWC-16
8/30/2011	<0.0002	
10/26/2011	<0.0002	
12/3/2011	<0.0002	
1/25/2012	<0.0002	
7/11/2012	<0.0002	
1/8/2013	<0.0002	
7/2/2013	<0.0002	
1/14/2014	<0.0002	
6/25/2014	<0.0002	
1/13/2015	<0.0002	
7/22/2015	<0.0002	
1/27/2016	<0.0002	
3/30/2016	<0.0002	
5/25/2016	<0.0002	
7/27/2016	8.9E-05 (J)	
9/16/2016	<0.0002	
11/17/2016	<0.0002	
2/1/2017	0.00015 (J)	
3/24/2017	<0.0002	
5/3/2017	<0.0002	
8/7/2017	<0.0002	
1/25/2018	<0.0002	
6/20/2018	<0.0002	
1/25/2019	<0.0002	
6/25/2019	<0.0002	
9/11/2019	<0.0002	
3/17/2020	<0.0002	
9/11/2020	<0.0002	
3/17/2021	<0.0002	
8/20/2021	<0.0002	
3/8/2022		<0.0002
8/16/2022		<0.0002
2/20/2023		<0.0002
8/14/2023		<0.0002

ND substitution: RL or RL/2 if <15% NDs.

Mann-Whitney (Wilcoxon Rank Sum)

Constituent: Mercury (mg/L) Analysis Run 8/13/2024 10:28 AM View: Appendix I Mann-Whitney

Plant Wansley Client: Southern Company Data: Wansley Landfill

	GWC-17	GWC-17
8/30/2011	<0.0002	
10/26/2011	<0.0002	
12/3/2011	<0.0002	
1/25/2012	<0.0002	
7/11/2012	<0.0002	
1/8/2013	<0.0002	
7/16/2013	<0.0002	
1/14/2014	<0.0002	
6/25/2014	<0.0002	
1/14/2015	<0.0002	
7/28/2015	<0.0002	
1/27/2016	<0.0002	
3/30/2016	<0.0002	
5/25/2016	<0.0002	
7/27/2016	9.7E-05 (J)	
9/19/2016	<0.0002	
11/17/2016	<0.0002	
2/1/2017	0.0002	
3/24/2017	<0.0002	
5/3/2017	<0.0002	
8/7/2017	<0.0002	
1/25/2018	<0.0002	
6/26/2018	<0.0002	
1/24/2019	<0.0002	
6/25/2019	<0.0002	
9/11/2019	<0.0002	
3/17/2020	<0.0002	
9/14/2020	<0.0002	
3/16/2021	<0.0002	
8/20/2021	<0.0002	
3/8/2022		<0.0002
8/11/2022		<0.0002
2/20/2023		<0.0002
8/10/2023		<0.0002

ND substitution: RL or RL/2 if <15% NDs.

Mann-Whitney (Wilcoxon Rank Sum)

Constituent: Mercury (mg/L) Analysis Run 8/13/2024 10:28 AM View: Appendix I Mann-Whitney

Plant Wansley Client: Southern Company Data: Wansley Landfill

	GWC-18	GWC-18
8/30/2011	<0.0002	
10/26/2011	<0.0002	
12/3/2011	<0.0002	
2/9/2012	<0.0002	
7/11/2012	<0.0002	
1/8/2013	<0.0002	
7/16/2013	<0.0002	
1/14/2014	<0.0002	
6/24/2014	<0.0002	
1/13/2015	<0.0002	
7/23/2015	<0.0002	
1/27/2016	<0.0002	
3/30/2016	<0.0002	
5/26/2016	<0.0002	
7/25/2016	0.00012 (J)	
9/19/2016	<0.0002	
11/17/2016	<0.0002	
2/1/2017	9.8E-05 (J)	
3/24/2017	<0.0002	
5/3/2017	<0.0002	
8/7/2017	<0.0002	
1/25/2018	<0.0002	
6/21/2018	<0.0002	
1/28/2019	<0.0002	
6/27/2019	<0.0002	
9/11/2019	<0.0002	
3/17/2020	<0.0002	
9/14/2020	<0.0002	
3/16/2021	<0.0002	
8/24/2021	<0.0002	
3/8/2022		<0.0002
8/11/2022		<0.0002
2/20/2023		<0.0002
8/9/2023		<0.0002

ND substitution: RL or RL/2 if <15% NDs.

Mann-Whitney (Wilcoxon Rank Sum)

Constituent: Mercury (mg/L) Analysis Run 8/13/2024 10:28 AM View: Appendix I Mann-Whitney

Plant Wansley Client: Southern Company Data: Wansley Landfill

	GWC-19	GWC-19
8/30/2011	<0.0002	
10/26/2011	<0.0002	
12/3/2011	<0.0002	
2/8/2012	<0.0002	
7/11/2012	<0.0002	
1/8/2013	<0.0002	
7/16/2013	<0.0002	
1/21/2014	<0.0002	
6/24/2014	<0.0002	
1/13/2015	<0.0002	
7/23/2015	<0.0002	
1/27/2016	<0.0002	
3/30/2016	<0.0002	
5/26/2016	<0.0002	
7/25/2016	0.00013 (J)	
9/19/2016	<0.0002	
11/17/2016	<0.0002	
2/2/2017	0.00011 (J)	
3/24/2017	<0.0002	
5/3/2017	<0.0002	
8/7/2017	<0.0002	
1/25/2018	<0.0002	
6/21/2018	<0.0002	
1/28/2019	<0.0002	
6/26/2019	<0.0002	
9/12/2019	<0.0002	
3/18/2020	<0.0002	
9/15/2020	<0.0002	
3/17/2021	<0.0002	
8/24/2021	<0.0002	
3/8/2022		<0.0002
8/11/2022		<0.0002
2/21/2023		<0.0002
8/9/2023		<0.0002

ND substitution: RL or RL/2 if <15% NDs.

Mann-Whitney (Wilcoxon Rank Sum)

Constituent: Mercury (mg/L) Analysis Run 8/13/2024 10:28 AM View: Appendix I Mann-Whitney

Plant Wansley Client: Southern Company Data: Wansley Landfill

	GWC-20	GWC-20
8/31/2011	<0.0002	
10/27/2011	<0.0002	
12/4/2011	<0.0002	
2/8/2012	<0.0002	
7/11/2012	<0.0002	
1/8/2013	<0.0002	
7/16/2013	<0.0002	
1/21/2014	<0.0002	
6/24/2014	<0.0002	
1/13/2015	<0.0002	
7/23/2015	<0.0002	
1/27/2016	<0.0002	
3/30/2016	<0.0002	
5/26/2016	<0.0002	
7/25/2016	0.00011 (J)	
9/20/2016	<0.0002	
11/17/2016	<0.0002	
2/2/2017	8.6E-05 (J)	
3/28/2017	<0.0002	
5/4/2017	<0.0002	
8/7/2017	<0.0002	
1/26/2018	<0.0002	
6/21/2018	<0.0002	
1/28/2019	<0.0002	
6/25/2019	<0.0002	
9/11/2019	<0.0002	
3/18/2020	<0.0002	
9/15/2020	<0.0002	
3/16/2021	<0.0002	
8/24/2021	<0.0002	
3/7/2022		<0.0002
8/16/2022		<0.0002
2/22/2023		<0.0002
8/9/2023		<0.0002

ND substitution: RL or RL/2 if <15% NDs.

Mann-Whitney (Wilcoxon Rank Sum)

Constituent: Mercury (mg/L) Analysis Run 8/13/2024 10:28 AM View: Appendix I Mann-Whitney

Plant Wansley Client: Southern Company Data: Wansley Landfill

	GWC-21	GWC-21
8/31/2011	<0.0002	
10/27/2011	<0.0002	
12/4/2011	<0.0002	
2/8/2012	<0.0002	
7/17/2012	<0.0002	
1/9/2013	<0.0002	
7/16/2013	<0.0002	
1/21/2014	<0.0002	
6/24/2014	<0.0002	
1/13/2015	<0.0002	
7/23/2015	<0.0002	
1/26/2016	<0.0002	
3/30/2016	<0.0002	
5/26/2016	<0.0002	
7/26/2016	0.00013 (J)	
9/20/2016	7.2E-05 (J)	
11/17/2016	8.4E-05 (J)	
2/2/2017	0.00011 (J)	
3/28/2017	<0.0002	
5/4/2017	<0.0002	
8/7/2017	<0.0002	
1/26/2018	<0.0002	
6/20/2018	<0.0002	
1/24/2019	<0.0002	
6/25/2019	<0.0002	
9/11/2019	<0.0002	
3/18/2020	<0.0002	
9/15/2020	<0.0002	
3/16/2021	<0.0002	
8/19/2021	<0.0002	
3/7/2022		<0.0002
8/16/2022		<0.0002
2/21/2023		<0.0002
8/9/2023		<0.0002

ND substitution: RL or RL/2 if <15% NDs.

Mann-Whitney (Wilcoxon Rank Sum)

Constituent: Mercury (mg/L) Analysis Run 8/13/2024 10:28 AM View: Appendix I Mann-Whitney

Plant Wansley Client: Southern Company Data: Wansley Landfill

	GWC-22	GWC-22
9/15/2011	<0.0002	
10/29/2011	<0.0002	
12/13/2011	<0.0002	
1/25/2012	<0.0002	
7/18/2012	<0.0002	
1/22/2013	<0.0002	
7/16/2013	<0.0002	
1/21/2014	<0.0002	
6/25/2014	<0.0002	
1/14/2015	<0.0002	
7/23/2015	<0.0002	
1/26/2016	<0.0002	
3/31/2016	<0.0002	
5/26/2016	<0.0002	
7/26/2016	0.00012 (J)	
9/20/2016	0.00013 (J)	
11/17/2016	<0.0002	
2/3/2017	<0.0002	
3/28/2017	<0.0002	
5/3/2017	<0.0002	
8/8/2017	<0.0002	
1/25/2018	<0.0002	
6/20/2018	<0.0002	
1/24/2019	<0.0002	
6/25/2019	<0.0002	
9/10/2019	<0.0002	
3/18/2020	<0.0002	
9/10/2020	<0.0002	
3/15/2021	<0.0002	
8/19/2021	<0.0002	
3/8/2022		<0.0002
8/17/2022		<0.0002
2/14/2023		<0.0002
8/14/2023		<0.0002

ND substitution: RL or RL/2 if <15% NDs.

Mann-Whitney (Wilcoxon Rank Sum)

Constituent: Mercury (mg/L) Analysis Run 8/13/2024 10:28 AM View: Appendix I Mann-Whitney

Plant Wansley Client: Southern Company Data: Wansley Landfill

	GWC-23	GWC-23
9/16/2011	<0.0002	
10/29/2011	<0.0002	
12/13/2011	<0.0002	
1/31/2012	<0.0002	
7/18/2012	<0.0002	
1/22/2013	<0.0002	
7/23/2013	<0.0002	
1/22/2014	<0.0002	
7/1/2014	<0.0002	
1/22/2015	<0.0002	
7/29/2015	<0.0002	
1/21/2016	<0.0002	
3/29/2016	<0.0002	
5/25/2016	<0.0002	
7/27/2016	8.6E-05 (J)	
9/20/2016	<0.0002	
11/18/2016	<0.0002	
2/3/2017	<0.0002	
3/28/2017	<0.0002	
5/4/2017	<0.0002	
8/8/2017	<0.0002	
1/25/2018	<0.0002	
6/20/2018	<0.0002	
1/25/2019	<0.0002	
6/26/2019	<0.0002	
9/12/2019	<0.0002	
3/18/2020	<0.0002	
9/10/2020	<0.0002	
3/18/2021	<0.0002	
8/23/2021	<0.0002	
3/9/2022		<0.0002
8/16/2022		<0.0002
2/21/2023		<0.0002
8/15/2023		<0.0002

ND substitution: RL or RL/2 if <15% NDs.

Mann-Whitney (Wilcoxon Rank Sum)

Constituent: Mercury (mg/L) Analysis Run 8/13/2024 10:28 AM View: Appendix I Mann-Whitney

Plant Wansley Client: Southern Company Data: Wansley Landfill

	GWC-24	GWC-24
7/8/2014	<0.0002	
7/31/2015	<0.0002	
1/20/2016	<0.0002	
3/30/2016	<0.0002	
5/25/2016	<0.0002	
7/27/2016	9E-05 (J)	
9/16/2016	<0.0002	
11/18/2016	<0.0002	
2/3/2017	<0.0002	
3/29/2017	<0.0002	
5/4/2017	<0.0002	
8/8/2017	<0.0002	
1/25/2018	<0.0002	
6/27/2018	<0.0002	
1/31/2019	<0.0002	
6/26/2019	<0.0002	
9/11/2019	<0.0002	
3/12/2020	<0.0002	
9/15/2020	<0.0002	
3/18/2021	<0.0002	
8/19/2021	<0.0002	
3/10/2022		<0.0002
8/18/2022		<0.0002
2/16/2023		<0.0002
8/16/2023		<0.0002

ND substitution: RL or RL/2 if <15% NDs.

Mann-Whitney (Wilcoxon Rank Sum)

Constituent: Mercury (mg/L) Analysis Run 8/13/2024 10:28 AM View: Appendix I Mann-Whitney

Plant Wansley Client: Southern Company Data: Wansley Landfill

	GWC-25	GWC-25
9/17/2011	<0.0002	
10/31/2011	<0.0002	
12/14/2011	<0.0002	
2/7/2012	<0.0002	
7/17/2012	<0.0002	
7/24/2013	<0.0002	
1/23/2014	<0.0002	
7/8/2014	<0.0002	
1/21/2015	<0.0002	
7/30/2015	<0.0002	
1/21/2016	<0.0002	
3/28/2016	<0.0002	
5/25/2016	<0.0002	
7/27/2016	9.8E-05 (J)	
9/19/2016	<0.0002	
11/15/2016	<0.0002	
1/24/2017	<0.0002	
3/23/2017	<0.0002	
5/2/2017	<0.0002	
8/3/2017	<0.0002	
1/25/2018	<0.0002	
6/27/2018	<0.0002	
1/24/2019	<0.0002	
6/25/2019	<0.0002	
9/11/2019	<0.0002	
3/12/2020	<0.0002	
9/14/2020	<0.0002	
3/17/2021	<0.0002	
8/19/2021	<0.0002	
3/8/2022		<0.0002
8/10/2022		<0.0002
2/21/2023		<0.0002
8/15/2023		<0.0002

ND substitution: RL or RL/2 if <15% NDs.

Mann-Whitney (Wilcoxon Rank Sum)

Constituent: Mercury (mg/L) Analysis Run 8/13/2024 10:28 AM View: Appendix I Mann-Whitney

Plant Wansley Client: Southern Company Data: Wansley Landfill

	GWC-26	GWC-26
9/17/2011	<0.0002	
10/29/2011	<0.0002	
12/14/2011	<0.0002	
2/7/2012	<0.0002	
7/17/2012	<0.0002	
1/24/2013	<0.0002	
7/24/2013	<0.0002	
1/23/2014	<0.0002	
7/8/2014	<0.0002	
1/21/2015	<0.0002	
7/31/2015	<0.0002	
1/25/2016	<0.0002	
3/24/2016	<0.0002	
5/25/2016	<0.0002	
7/26/2016	0.00012 (J)	
9/19/2016	<0.0002	
11/14/2016	<0.0002	
1/19/2017	<0.0002	
3/16/2017	0.00014 (J)	
5/1/2017	<0.0002	
8/3/2017	<0.0002	
1/22/2018	<0.0002	
6/27/2018	<0.0002	
1/24/2019	<0.0002	
6/25/2019	<0.0002	
9/12/2019	<0.0002	
3/13/2020	<0.0002	
9/15/2020	<0.0002	
3/17/2021	<0.0002	
8/19/2021	<0.0002	
3/9/2022		<0.0002
8/10/2022		<0.0002
2/21/2023		<0.0002
8/16/2023		<0.0002

ND substitution: RL or RL/2 if <15% NDs.

Mann-Whitney (Wilcoxon Rank Sum)

Constituent: Mercury (mg/L) Analysis Run 8/13/2024 10:28 AM View: Appendix I Mann-Whitney

Plant Wansley Client: Southern Company Data: Wansley Landfill

	GWC-27	GWC-27
9/17/2011	<0.0002	
10/29/2011	<0.0002	
12/14/2011	<0.0002	
1/25/2012	<0.0002	
7/17/2012	<0.0002	
1/24/2013	<0.0002	
7/24/2013	<0.0002	
1/23/2014	<0.0002	
7/8/2014	<0.0002	
1/21/2015	<0.0002	
7/30/2015	<0.0002	
1/22/2016	<0.0002	
3/23/2016	<0.0002	
5/24/2016	<0.0002	
7/26/2016	0.00012 (J)	
9/19/2016	<0.0002	
11/11/2016	<0.0002	
1/20/2017	<0.0002	
3/16/2017	0.00015 (J)	
4/28/2017	<0.0002	
8/3/2017	<0.0002	
1/19/2018	<0.0002	
6/27/2018	<0.0002	
1/24/2019	<0.0002	
6/26/2019	<0.0002	
9/12/2019	<0.0002	
3/12/2020	<0.0002	
9/9/2020	<0.0002	
3/18/2021	<0.0002	
8/23/2021	<0.0002	
3/8/2022		<0.0002
8/10/2022		<0.0002
2/20/2023		<0.0002
8/15/2023		<0.0002

ND substitution: RL or RL/2 if <15% NDs.

Mann-Whitney (Wilcoxon Rank Sum)

Constituent: Mercury (mg/L) Analysis Run 8/13/2024 10:28 AM View: Appendix I Mann-Whitney

Plant Wansley Client: Southern Company Data: Wansley Landfill

	GWC-30	GWC-30
9/15/2011	<0.0002	
10/28/2011	<0.0002	
12/13/2011	<0.0002	
2/8/2012	<0.0002	
7/18/2012	<0.0002	
1/24/2013	<0.0002	
7/24/2013	<0.0002	
1/23/2014	<0.0002	
7/1/2014	<0.0002	
1/20/2015	<0.0002	
7/30/2015	<0.0002	
1/19/2016	<0.0002	
3/23/2016	<0.0002	
5/20/2016	<0.0002	
7/21/2016	8.6E-05 (J)	
9/20/2016	<0.0002	
11/14/2016	<0.0002	
1/24/2017	<0.0002	
3/17/2017	0.00017 (J)	
5/1/2017	<0.0002	
8/4/2017	<0.0002	
1/24/2018	<0.0002	
6/21/2018	<0.0002	
1/30/2019	<0.0002	
6/27/2019	<0.0002	
9/10/2019	0.00014 (J)	
3/11/2020	<0.0002	
9/10/2020	<0.0002	
3/18/2021	<0.0002	
8/23/2021	<0.0002	
3/2/2022		<0.0002
8/10/2022		<0.0002
2/14/2023		<0.0002
8/16/2023		<0.0002

ND substitution: RL or RL/2 if <15% NDs.

Mann-Whitney (Wilcoxon Rank Sum)

Constituent: Mercury (mg/L) Analysis Run 8/13/2024 10:28 AM View: Appendix I Mann-Whitney

Plant Wansley Client: Southern Company Data: Wansley Landfill

	GWC-31	GWC-31
9/17/2011	<0.0002	
10/31/2011	<0.0002	
2/7/2012	<0.0002	
1/23/2013	<0.0002	
1/23/2014	<0.0002	
7/1/2014	<0.0002	
1/21/2015	<0.0002	
1/25/2016	<0.0002	
3/30/2016	<0.0002	
5/25/2016	<0.0002	
7/27/2016	0.0001 (J)	
1/25/2017	<0.0002	
3/23/2017	<0.0002	
5/2/2017	<0.0002	
7/19/2017	<0.0002	
8/4/2017	<0.0002	
1/23/2018	<0.0002	
6/27/2018	<0.0002	
1/31/2019	<0.0002	
6/26/2019	<0.0002	
9/11/2019	<0.0002	
3/17/2020	<0.0002	
9/11/2020	<0.0002	
3/16/2021	<0.0002	
8/25/2021	0.00016 (J)	
3/10/2022		<0.0002
8/16/2022		<0.0002
2/22/2023		<0.0002
8/16/2023		<0.0002

ND substitution: RL or RL/2 if <15% NDs.

Mann-Whitney (Wilcoxon Rank Sum)

Constituent: Mercury (mg/L) Analysis Run 8/13/2024 10:28 AM View: Appendix I Mann-Whitney

Plant Wansley Client: Southern Company Data: Wansley Landfill

	GWC-32	GWC-32
9/15/2011	<0.0002	
10/31/2011	<0.0002	
12/13/2011	<0.0002	
2/1/2012	<0.0002	
7/17/2012	<0.0002	
1/23/2013	<0.0002	
7/24/2013	<0.0002	
1/23/2014	<0.0002	
7/1/2014	<0.0002	
1/20/2015	<0.0002	
7/30/2015	<0.0002	
1/25/2016	<0.0002	
3/23/2016	<0.0002	
5/24/2016	<0.0002	
7/22/2016	<0.0002	
9/16/2016	<0.0002	
11/15/2016	<0.0002	
1/26/2017	7.3E-05 (J)	
3/24/2017	<0.0002	
5/2/2017	<0.0002	
8/3/2017	<0.0002	
1/23/2018	<0.0002	
6/26/2018	<0.0002	
1/30/2019	<0.0002	
6/27/2019	<0.0002	
9/12/2019	<0.0002	
3/18/2020	<0.0002	
9/15/2020	<0.0002	
3/17/2021	<0.0002	
8/24/2021	<0.0002	
3/9/2022		<0.0002
8/10/2022		<0.0002
2/15/2023		<0.0002
8/15/2023		<0.0002

ND substitution: RL or RL/2 if <15% NDs.

Mann-Whitney (Wilcoxon Rank Sum)

Constituent: Mercury (mg/L) Analysis Run 8/13/2024 10:28 AM View: Appendix I Mann-Whitney

Plant Wansley Client: Southern Company Data: Wansley Landfill

	GWC-33	GWC-33
9/16/2011	<0.0002	
10/30/2011	<0.0002	
12/13/2011	<0.0002	
2/1/2012	<0.0002	
7/17/2012	<0.0002	
1/23/2013	<0.0002	
7/17/2013	<0.0002	
1/23/2014	<0.0002	
1/20/2015	<0.0002	
7/29/2015	<0.0002	
1/25/2016	<0.0002	
3/23/2016	<0.0002	
5/24/2016	<0.0002	
7/22/2016	<0.0002	
9/16/2016	<0.0002	
11/17/2016	<0.0002	
1/25/2017	0.00012 (J)	
3/23/2017	<0.0002	
5/1/2017	<0.0002	
8/4/2017	<0.0002	
1/23/2018	<0.0002	
6/26/2018	<0.0002	
1/30/2019	<0.0002	
6/26/2019	<0.0002	
9/12/2019	<0.0002	
3/12/2020	<0.0002	
9/16/2020	<0.0002	
3/18/2021	<0.0002	
8/24/2021	<0.0002	
3/9/2022		<0.0002
8/15/2022		<0.0002
2/20/2023		<0.0002
8/15/2023		<0.0002

ND substitution: RL or RL/2 if <15% NDs.

Mann-Whitney (Wilcoxon Rank Sum)

Constituent: Mercury (mg/L) Analysis Run 8/13/2024 10:28 AM View: Appendix I Mann-Whitney

Plant Wansley Client: Southern Company Data: Wansley Landfill

	GWC-34	GWC-34
9/16/2011	<0.0002	
10/31/2011	<0.0002	
12/12/2011	<0.0002	
2/1/2012	<0.0002	
7/16/2012	<0.0002	
1/22/2013	<0.0002	
7/17/2013	<0.0002	
1/23/2014	<0.0002	
6/25/2014	<0.0002	
1/14/2015	<0.0002	
7/29/2015	<0.0002	
1/21/2016	<0.0002	
3/24/2016	<0.0002	
5/23/2016	<0.0002	
7/21/2016	8.4E-05 (J)	
9/15/2016	<0.0002	
11/15/2016	<0.0002	
1/25/2017	0.00012 (J)	
3/22/2017	7.9E-05 (J)	
5/1/2017	<0.0002	
8/3/2017	<0.0002	
1/23/2018	<0.0002	
6/20/2018	<0.0002	
1/28/2019	<0.0002	
6/26/2019	<0.0002	
9/11/2019	<0.0002	
3/11/2020	<0.0002	
9/11/2020	<0.0002	
3/16/2021	<0.0002	
8/24/2021	<0.0002	
3/2/2022		<0.0002
8/10/2022		<0.0002
2/20/2023		<0.0002
8/16/2023		<0.0002

ND substitution: RL or RL/2 if <15% NDs.

Mann-Whitney (Wilcoxon Rank Sum)

Constituent: Mercury (mg/L) Analysis Run 8/13/2024 10:28 AM View: Appendix I Mann-Whitney

Plant Wansley Client: Southern Company Data: Wansley Landfill

	GWC-35	GWC-35
9/16/2011	<0.0002	
10/31/2011	<0.0002	
12/12/2011	<0.0002	
2/1/2012	<0.0002	
7/16/2012	<0.0002	
1/22/2013	<0.0002	
7/2/2013	<0.0002	
1/21/2014	<0.0002	
6/25/2014	<0.0002	
1/14/2015	<0.0002	
7/28/2015	<0.0002	
1/21/2016	<0.0002	
3/24/2016	<0.0002	
5/23/2016	<0.0002	
7/21/2016	<0.0002	
9/15/2016	<0.0002	
11/15/2016	9.6E-05 (J)	
1/26/2017	<0.0002	
3/22/2017	<0.0002	
5/2/2017	<0.0002	
8/3/2017	<0.0002	
1/23/2018	<0.0002	
6/19/2018	<0.0002	
1/21/2019	<0.0002	
6/26/2019	<0.0002	
9/12/2019	<0.0002	
3/11/2020	<0.0002	
9/11/2020	<0.0002	
3/16/2021	<0.0002	
8/18/2021	<0.0002	
3/2/2022		<0.0002
8/15/2022		<0.0002
2/20/2023		<0.0002
8/16/2023		<0.0002

ND substitution: RL or RL/2 if <15% NDs.

Mann-Whitney (Wilcoxon Rank Sum)

Constituent: Mercury (mg/L) Analysis Run 8/13/2024 10:28 AM View: Appendix I Mann-Whitney

Plant Wansley Client: Southern Company Data: Wansley Landfill

	GWC-5	GWC-5
8/31/2011	<0.0002	
10/27/2011	<0.0002	
12/5/2011	<0.0002	
1/25/2012	<0.0002	
7/18/2012	<0.0002	
1/9/2013	<0.0002	
7/17/2013	<0.0002	
1/15/2014	<0.0002	
6/25/2014	<0.0002	
1/13/2015	<0.0002	
7/24/2015	<0.0002	
1/20/2016	<0.0002	
3/28/2016	<0.0002	
5/23/2016	<0.0002	
7/21/2016	7.6E-05 (J)	
9/15/2016	<0.0002	
11/15/2016	<0.0002	
1/26/2017	<0.0002	
3/22/2017	<0.0002	
5/2/2017	<0.0002	
8/3/2017	<0.0002	
1/23/2018	<0.0002	
6/25/2018	<0.0002	
1/30/2019	<0.0002	
6/26/2019	<0.0002	
9/12/2019	<0.0002	
3/16/2020	<0.0002	
9/9/2020	<0.0002	
3/17/2021	<0.0002	
8/19/2021	<0.0002	
3/2/2022		<0.0002
8/11/2022		<0.0002
2/20/2023		<0.0002
8/14/2023		<0.0002

ND substitution: RL or RL/2 if <15% NDs.

Mann-Whitney (Wilcoxon Rank Sum)

Constituent: Mercury (mg/L) Analysis Run 8/13/2024 10:28 AM View: Appendix I Mann-Whitney

Plant Wansley Client: Southern Company Data: Wansley Landfill

	GWC-6	GWC-6
8/31/2011	<0.0002	
10/30/2011	<0.0002	
12/5/2011	<0.0002	
1/25/2012	<0.0002	
7/24/2012	<0.0002	
1/8/2013	<0.0002	
7/9/2013	<0.0002	
1/15/2014	<0.0002	
6/25/2014	<0.0002	
1/20/2015	<0.0002	
7/24/2015	<0.0002	
1/20/2016	<0.0002	
3/28/2016	<0.0002	
5/24/2016	<0.0002	
7/21/2016	9.1E-05 (J)	
9/15/2016	<0.0002	
11/16/2016	<0.0002	
1/26/2017	<0.0002	
3/22/2017	7.3E-05 (J)	
5/2/2017	<0.0002	
8/3/2017	<0.0002	
1/23/2018	<0.0002	
6/25/2018	<0.0002	
1/30/2019	<0.0002	
6/26/2019	<0.0002	
9/12/2019	<0.0002	
3/16/2020	<0.0002	
9/11/2020	<0.0002	
3/17/2021	<0.0002	
8/18/2021	<0.0002	
3/2/2022		<0.0002
8/11/2022		<0.0002
2/20/2023		<0.0002
8/14/2023		<0.0002

ND substitution: RL or RL/2 if <15% NDs.

Mann-Whitney (Wilcoxon Rank Sum)

Constituent: Mercury (mg/L) Analysis Run 8/13/2024 10:28 AM View: Appendix I Mann-Whitney

Plant Wansley Client: Southern Company Data: Wansley Landfill

	GWC-7	GWC-7
9/7/2011	<0.0002	
10/30/2011	<0.0002	
12/5/2011	<0.0002	
1/25/2012	<0.0002	
7/18/2012	<0.0002	
1/7/2013	<0.0002	
7/9/2013	<0.0002	
1/14/2014	<0.0002	
6/24/2014	<0.0002	
1/20/2015	<0.0002	
7/27/2015	<0.0002	
1/26/2016	<0.0002	
3/29/2016	<0.0002	
5/24/2016	<0.0002	
7/22/2016	<0.0002	
9/15/2016	<0.0002	
11/16/2016	<0.0002	
1/26/2017	8.8E-05 (J)	
3/22/2017	<0.0002	
5/2/2017	<0.0002	
8/4/2017	<0.0002	
1/23/2018	<0.0002	
6/25/2018	<0.0002	
1/21/2019	<0.0002	
6/25/2019	<0.0002	
9/10/2019	<0.0002	
3/12/2020	<0.0002	
9/14/2020	<0.0002	
3/16/2021	<0.0002	
8/19/2021	<0.0002	
3/2/2022		<0.0002
8/11/2022		<0.0002
2/21/2023		<0.0002
8/9/2023		<0.0002

ND substitution: RL or RL/2 if <15% NDs.

Mann-Whitney (Wilcoxon Rank Sum)

Constituent: Mercury (mg/L) Analysis Run 8/13/2024 10:28 AM View: Appendix I Mann-Whitney

Plant Wansley Client: Southern Company Data: Wansley Landfill

	GWC-8	GWC-8
9/7/2011	<0.0002	
10/30/2011	<0.0002	
12/5/2011	<0.0002	
1/19/2012	<0.0002	
7/18/2012	<0.0002	
1/7/2013	<0.0002	
7/9/2013	<0.0002	
1/14/2014	0.000153 (J)	
6/24/2014	<0.0002	
1/20/2015	<0.0002	
7/27/2015	<0.0002	
1/26/2016	<0.0002	
3/29/2016	<0.0002	
5/24/2016	<0.0002	
7/26/2016	0.00012 (J)	
9/19/2016	<0.0002	
11/16/2016	<0.0002	
1/26/2017	<0.0002	
3/23/2017	7.2E-05 (J)	
5/3/2017	<0.0002	
8/7/2017	<0.0002	
1/24/2018	<0.0002	
6/21/2018	<0.0002	
1/22/2019	<0.0002	
6/25/2019	<0.0002	
9/10/2019	0.0004	
1/13/2020	<0.0002	
3/12/2020	<0.0002	
9/14/2020	<0.0002	
3/16/2021	<0.0002	
8/20/2021	<0.0002	
3/2/2022		<0.0002
8/11/2022		<0.0002
2/15/2023		<0.0002
8/9/2023		<0.0002

ND substitution: RL or RL/2 if <15% NDs.

Mann-Whitney (Wilcoxon Rank Sum)

Constituent: Mercury (mg/L) Analysis Run 8/13/2024 10:28 AM View: Appendix I Mann-Whitney

Plant Wansley Client: Southern Company Data: Wansley Landfill

	GWC-9	GWC-9
9/7/2011	<0.0002	
10/30/2011	<0.0002	
12/4/2011	<0.0002	
1/19/2012	<0.0002	
7/18/2012	<0.0002	
1/8/2013	<0.0002	
7/9/2013	<0.0002	
1/14/2014	<0.0002	
6/24/2014	<0.0002	
1/20/2015	<0.0002	
7/27/2015	<0.0002	
1/26/2016	<0.0002	
3/29/2016	<0.0002	
5/24/2016	<0.0002	
7/25/2016	0.00012 (J)	
9/19/2016	<0.0002	
11/16/2016	<0.0002	
1/31/2017	8.6E-05 (J)	
3/23/2017	<0.0002	
5/2/2017	<0.0002	
8/7/2017	<0.0002	
1/24/2018	<0.0002	
6/21/2018	<0.0002	
1/22/2019	<0.0002	
6/25/2019	<0.0002	
9/16/2019	<0.0002	
3/16/2020	<0.0002	
9/11/2020	<0.0002	
3/16/2021	<0.0002	
8/25/2021	0.00014 (J)	
3/9/2022		<0.0002
8/16/2022		<0.0002
2/15/2023		<0.0002
8/9/2023		<0.0002

ND substitution: RL or RL/2 if <15% NDs.

Mann-Whitney (Wilcoxon Rank Sum)

Constituent: Nickel (mg/L) Analysis Run 8/13/2024 10:28 AM View: Appendix I Mann-Whitney

Plant Wansley Client: Southern Company Data: Wansley Landfill

	GWA-1	GWA-1
9/16/2011	<0.0025	
10/27/2011	<0.0025	
12/13/2011	<0.0025	
1/31/2012	<0.0025	
7/18/2012	<0.0025	
1/24/2013	<0.0025	
7/17/2013	<0.0025	
1/21/2014	<0.0025	
6/25/2014	<0.0025	
1/14/2015	<0.0025	
7/21/2015	<0.0025	
1/21/2016	<0.0025	
1/19/2017	<0.0025	
8/3/2017	<0.0025	
1/19/2018	<0.0025	
6/19/2018	<0.0025	
1/17/2019	0.00094 (J)	
6/24/2019	0.00095 (J)	
9/9/2019	0.00099 (J)	
3/10/2020	0.00067 (J)	
9/9/2020	0.00071 (J)	
3/15/2021	0.00059 (J)	
8/16/2021	0.00076 (J)	
2/28/2022		0.00089 (J)
8/9/2022		0.0011
2/14/2023		0.00071 (J)
8/9/2023		0.00084 (J)

ND substitution: RL or RL/2 if <15% NDs.

Mann-Whitney (Wilcoxon Rank Sum)

Constituent: Nickel (mg/L) Analysis Run 8/13/2024 10:28 AM View: Appendix I Mann-Whitney

Plant Wansley Client: Southern Company Data: Wansley Landfill

	GWA-2	GWA-2
9/17/2011	<0.0025	
10/27/2011	<0.0025	
12/14/2011	<0.0025	
2/7/2012	0.0028	
7/23/2012	<0.0025	
1/23/2013	<0.0025	
7/24/2013	<0.0025	
1/22/2014	0.0013 (J)	
7/1/2014	0.0014 (J)	
1/22/2015	0.0017 (J)	
7/22/2015	0.0013 (J)	
1/20/2016	<0.0025	
1/19/2017	<0.0025	
8/2/2017	<0.0025	
1/19/2018	<0.0025	
6/19/2018	<0.0025	
1/17/2019	0.0011	
6/24/2019	0.0013	
9/10/2019	0.0014	
3/10/2020	0.0012	
9/10/2020	0.0011	
3/15/2021	0.00076 (J)	
8/18/2021	0.001	
3/1/2022		0.00062 (J)
8/9/2022		0.00072 (J)
2/14/2023		0.00046 (J)
8/9/2023		0.00061 (J)

ND substitution: RL or RL/2 if <15% NDs.

Mann-Whitney (Wilcoxon Rank Sum)

Constituent: Nickel (mg/L) Analysis Run 8/13/2024 10:28 AM View: Appendix I Mann-Whitney

Plant Wansley Client: Southern Company Data: Wansley Landfill

	GWA-28	GWA-28
9/16/2011	<0.001	
10/28/2011	<0.001	
12/12/2011	<0.001	
1/25/2012	<0.001	
7/16/2012	<0.001	
1/24/2013	<0.001	
7/23/2013	<0.001	
1/22/2014	0.00092 (J)	
7/1/2014	<0.001	
1/21/2015	<0.001	
7/21/2015	<0.001	
1/22/2016	<0.001	
1/17/2017	<0.001	
8/1/2017	<0.001	
1/19/2018	<0.001	
6/19/2018	<0.001	
1/21/2019	0.0004 (J)	
6/25/2019	0.00088 (J)	
9/10/2019	0.00047 (J)	
3/10/2020	0.00069 (J)	
9/9/2020	0.0004 (J)	
3/15/2021	<0.001	
8/16/2021	<0.001	
3/1/2022		<0.001
8/9/2022		<0.001
2/14/2023		<0.001
8/9/2023		<0.001

ND substitution: RL or RL/2 if <15% NDs.

Mann-Whitney (Wilcoxon Rank Sum)

Constituent: Nickel (mg/L) Analysis Run 8/13/2024 10:28 AM View: Appendix I Mann-Whitney

Plant Wansley Client: Southern Company Data: Wansley Landfill

	GWA-29	GWA-29
9/17/2011	0.0053	
10/28/2011	0.0042	
12/12/2011	<0.0025	
1/31/2012	0.0043	
7/17/2012	<0.0025	
1/24/2013	0.0052	
7/24/2013	0.0052	
1/22/2014	0.0031	
7/8/2014	0.0036 (D)	
1/21/2015	0.0026	
7/22/2015	0.0028	
1/19/2016	0.0021 (JD)	
1/17/2017	0.0022 (J)	
8/1/2017	0.0018 (J)	
1/19/2018	<0.0025	
6/19/2018	0.0024 (J)	
1/18/2019	0.0022	
6/25/2019	0.0028	
9/10/2019	0.0024	
3/10/2020	0.0012	
9/9/2020	0.0016	
3/15/2021	0.0019	
8/18/2021	0.0014	
3/2/2022		0.0012
8/9/2022		0.0014
2/13/2023		0.00079 (J)
8/8/2023		0.0014

ND substitution: RL or RL/2 if <15% NDs.

Mann-Whitney (Wilcoxon Rank Sum)

Constituent: Nickel (mg/L) Analysis Run 8/13/2024 10:28 AM View: Appendix I Mann-Whitney

Plant Wansley Client: Southern Company Data: Wansley Landfill

	GWA-3	GWA-3
8/31/2011	<0.0025	
6/25/2014	0.0044	
7/21/2015	0.0056	
8/1/2017	<0.0025	
6/20/2018	<0.0025	
1/18/2019	0.00087 (J)	
6/25/2019	0.0021	
9/11/2019	0.0022	
3/10/2020	0.0019	
9/9/2020	0.0015	
3/15/2021		0.0022
8/18/2021		0.0039
3/1/2022		0.0027
8/9/2022		0.004
2/14/2023		0.00099 (J)
8/8/2023		0.0024

ND substitution: RL or RL/2 if <15% NDs.

Mann-Whitney (Wilcoxon Rank Sum)

Constituent: Nickel (mg/L) Analysis Run 8/13/2024 10:28 AM View: Appendix I Mann-Whitney

Plant Wansley Client: Southern Company Data: Wansley Landfill

	GWA-4	GWA-4
8/31/2011	<0.0025	
10/27/2011	<0.0025	
12/14/2011	<0.0025	
2/1/2012	<0.0025	
7/23/2012	<0.0025	
1/23/2013	<0.0025	
7/17/2013	<0.0025	
1/15/2014	<0.0025	
6/25/2014	<0.0025	
1/14/2015	0.0073 (O)	
7/21/2015	<0.0025	
1/20/2016	0.002 (J)	
1/17/2017	0.007 (o)	
8/2/2017	<0.0025	
1/22/2018	<0.0025	
6/19/2018	0.0022 (J)	
1/17/2019	0.0017	
6/24/2019	0.0022	
9/10/2019	0.0017	
3/10/2020	0.0019	
9/9/2020	0.0012	
3/15/2021	0.0027	
8/18/2021	0.0032	
3/1/2022		0.0021
8/9/2022		0.00087 (J)
2/14/2023		0.00071 (J)
8/9/2023		0.00063 (J)

ND substitution: RL or RL/2 if <15% NDs.

Mann-Whitney (Wilcoxon Rank Sum)

Constituent: Nickel (mg/L) Analysis Run 8/13/2024 10:28 AM View: Appendix I Mann-Whitney

Plant Wansley Client: Southern Company Data: Wansley Landfill

	GWC-10	GWC-10
1/25/2016	0.0017 (J)	
2/1/2017	0.0043	
8/8/2017	0.0022 (J)	
1/25/2018	0.0046	
6/21/2018	0.0046	
1/31/2019	0.0018	
6/26/2019	0.0014	
9/17/2019	0.0013	
3/17/2020	0.0013	
9/10/2020	0.0045	
3/18/2021		0.00097 (J)
8/20/2021		0.0014
3/8/2022		0.0017
8/16/2022		0.00086 (J)
2/15/2023		0.0012
8/10/2023		0.0027

Mann-Whitney (Wilcoxon Rank Sum)

Constituent: Nickel (mg/L) Analysis Run 8/13/2024 10:28 AM View: Appendix I Mann-Whitney

Plant Wansley Client: Southern Company Data: Wansley Landfill

	GWC-11	GWC-11
9/13/2011	<0.001	
10/28/2011	<0.001	
12/4/2011	<0.001	
2/9/2012	<0.001	
7/18/2012	<0.001	
1/8/2013	<0.001	
7/9/2013	<0.001	
1/15/2014	<0.001	
6/25/2014	<0.001	
1/21/2015	<0.001	
7/28/2015	<0.001	
1/26/2016	<0.001	
1/31/2017	<0.001	
8/7/2017	<0.001	
1/24/2018	<0.001	
6/20/2018	<0.001	
1/24/2019	0.00035 (J)	
6/26/2019	<0.001	
9/16/2019	<0.001	
3/16/2020	0.0004 (J)	
9/10/2020	0.0011	
3/17/2021	<0.001	
8/23/2021	<0.001	
3/7/2022		<0.001
8/15/2022		<0.001
2/21/2023		<0.001
8/14/2023		<0.001

ND substitution: RL or RL/2 if <15% NDs.

Mann-Whitney (Wilcoxon Rank Sum)

Constituent: Nickel (mg/L) Analysis Run 8/13/2024 10:28 AM View: Appendix I Mann-Whitney

Plant Wansley Client: Southern Company Data: Wansley Landfill

	GWC-12	GWC-12
9/13/2011	<0.001	
10/28/2011	<0.001	
12/4/2011	<0.001	
1/24/2012	<0.001	
7/11/2012	<0.001	
1/8/2013	<0.001	
7/10/2013	<0.001	
1/21/2014	<0.001	
7/1/2014	<0.001	
1/21/2015	<0.001	
7/28/2015	<0.001	
1/26/2016	<0.001	
1/31/2017	<0.001	
8/7/2017	<0.001	
1/24/2018	<0.001	
6/26/2018	<0.001	
1/25/2019	<0.001	
6/26/2019	<0.001	
9/11/2019	0.00088 (J)	
3/18/2020	<0.001	
9/10/2020	0.00039 (J)	
3/16/2021	<0.001	
8/19/2021	<0.001	
3/7/2022		<0.001
8/16/2022		<0.001
2/15/2023		0.00099 (J)
8/14/2023		<0.001

ND substitution: RL or RL/2 if <15% NDs.

Mann-Whitney (Wilcoxon Rank Sum)

Constituent: Nickel (mg/L) Analysis Run 8/13/2024 10:28 AM View: Appendix I Mann-Whitney

Plant Wansley Client: Southern Company Data: Wansley Landfill

	GWC-13	GWC-13
9/13/2011	<0.001	
10/28/2011	<0.001	
12/4/2011	<0.001	
1/24/2012	<0.001	
7/11/2012	<0.001	
1/8/2013	<0.001	
7/10/2013	<0.001	
1/21/2014	<0.001	
7/1/2014	<0.001	
1/21/2015	<0.001	
7/28/2015	<0.001	
1/27/2016	<0.001	
1/31/2017	<0.001	
8/4/2017	<0.001	
1/25/2018	<0.001	
6/20/2018	<0.001	
1/22/2019	0.00033 (J)	
6/25/2019	0.00068 (J)	
9/12/2019	0.00055 (J)	
3/12/2020	<0.001	
9/10/2020	0.00037 (J)	
3/17/2021	0.00066 (J)	
8/23/2021	<0.001	
3/8/2022		<0.001
8/15/2022		0.0006 (J)
2/21/2023		0.00051 (J)
8/16/2023		0.00045 (J)

ND substitution: RL or RL/2 if <15% NDs.

Mann-Whitney (Wilcoxon Rank Sum)

Constituent: Nickel (mg/L) Analysis Run 8/13/2024 10:28 AM View: Appendix I Mann-Whitney

Plant Wansley Client: Southern Company Data: Wansley Landfill

	GWC-14	GWC-14
9/13/2011	<0.0025	
10/27/2011	<0.0025	
12/3/2011	<0.0025	
1/24/2012	<0.0025	
7/11/2012	<0.0025	
1/8/2013	<0.0025	
7/10/2013	<0.0025	
1/21/2014	0.0041	
7/1/2014	0.0017 (J)	
1/14/2015	0.0064	
7/22/2015	0.0089	
1/27/2016	0.014	
4/20/2016	0.013	
2/1/2017	0.013	
8/7/2017	0.018	
1/25/2018	0.013	
6/20/2018	0.015	
1/22/2019	0.014	
6/25/2019	0.016	
9/12/2019	0.016	
3/17/2020	0.017	
9/10/2020	0.015	
3/17/2021	0.018	
8/23/2021	0.021	
3/7/2022		0.02
8/16/2022		0.013
2/17/2023		0.019
8/14/2023		0.019

Mann-Whitney (Wilcoxon Rank Sum)

Constituent: Nickel (mg/L) Analysis Run 8/13/2024 10:28 AM View: Appendix I Mann-Whitney

Plant Wansley Client: Southern Company Data: Wansley Landfill

	GWC-15	GWC-15
9/16/2011	<0.001	
10/27/2011	<0.001	
12/3/2011	<0.001	
2/9/2012	<0.001	
7/11/2012	<0.001	
1/8/2013	<0.001	
7/2/2013	<0.001	
1/21/2014	<0.001	
6/24/2014	<0.001	
1/14/2015	<0.001	
7/22/2015	<0.001	
1/27/2016	<0.001	
2/1/2017	<0.001	
8/4/2017	<0.001	
1/25/2018	<0.001	
6/20/2018	<0.001	
1/22/2019	<0.001	
6/25/2019	0.00031 (J)	
9/17/2019	<0.001	
3/16/2020	<0.001	
9/10/2020	0.00037 (J)	
3/18/2021	<0.001	
8/24/2021	<0.001	
3/7/2022		<0.001
8/16/2022		<0.001
2/21/2023		<0.001
8/14/2023		<0.001

ND substitution: RL or RL/2 if <15% NDs.

Mann-Whitney (Wilcoxon Rank Sum)

Constituent: Nickel (mg/L) Analysis Run 8/13/2024 10:28 AM View: Appendix I Mann-Whitney

Plant Wansley Client: Southern Company Data: Wansley Landfill

	GWC-16	GWC-16
8/30/2011	<0.001	
10/26/2011	<0.001	
12/3/2011	<0.001	
1/25/2012	<0.001	
7/11/2012	<0.001	
1/8/2013	<0.001	
7/2/2013	<0.001	
1/14/2014	<0.001	
6/25/2014	<0.001	
1/13/2015	<0.001	
7/22/2015	<0.001	
1/27/2016	<0.001	
2/1/2017	<0.001	
8/7/2017	<0.001	
1/25/2018	<0.001	
6/20/2018	<0.001	
1/25/2019	<0.001	
6/25/2019	0.00067 (J)	
9/11/2019	0.00077 (J)	
3/17/2020	<0.001	
9/11/2020	<0.001	
3/17/2021	<0.001	
8/20/2021	<0.001	
3/8/2022		<0.001
8/16/2022		<0.001
2/20/2023		0.00062 (J)
8/14/2023		<0.001

ND substitution: RL or RL/2 if <15% NDs.

Mann-Whitney (Wilcoxon Rank Sum)

Constituent: Nickel (mg/L) Analysis Run 8/13/2024 10:28 AM View: Appendix I Mann-Whitney

Plant Wansley Client: Southern Company Data: Wansley Landfill

	GWC-17	GWC-17
8/30/2011	<0.001	
10/26/2011	<0.001	
12/3/2011	<0.001	
1/25/2012	<0.001	
7/11/2012	<0.001	
1/8/2013	<0.001	
7/16/2013	<0.001	
1/14/2014	<0.001	
6/25/2014	<0.001	
1/14/2015	<0.001	
7/28/2015	<0.001	
1/27/2016	<0.001	
2/1/2017	<0.001	
8/7/2017	<0.001	
1/25/2018	<0.001	
6/26/2018	<0.001	
1/24/2019	<0.001	
6/25/2019	0.00092 (J)	
9/11/2019	0.00092 (J)	
3/17/2020	<0.001	
9/14/2020	0.00041 (J)	
3/16/2021	<0.001	
8/20/2021	<0.001	
3/8/2022		<0.001
8/11/2022		<0.001
2/20/2023		0.00057 (J)
8/10/2023		<0.001

ND substitution: RL or RL/2 if <15% NDs.

Mann-Whitney (Wilcoxon Rank Sum)

Constituent: Nickel (mg/L) Analysis Run 8/13/2024 10:28 AM View: Appendix I Mann-Whitney

Plant Wansley Client: Southern Company Data: Wansley Landfill

	GWC-18	GWC-18
8/30/2011	<0.001	
10/26/2011	<0.001	
12/3/2011	<0.001	
2/9/2012	<0.001	
7/11/2012	<0.001	
1/8/2013	<0.001	
7/16/2013	<0.001	
1/14/2014	<0.001	
6/24/2014	<0.001	
1/13/2015	<0.001	
7/23/2015	<0.001	
1/27/2016	<0.001	
2/1/2017	<0.001	
8/7/2017	<0.001	
1/25/2018	<0.001	
6/21/2018	<0.001	
1/28/2019	<0.001	
6/27/2019	<0.001	
9/11/2019	0.00066 (J)	
3/17/2020	<0.001	
9/14/2020	0.0015	
3/16/2021	<0.001	
8/24/2021	<0.001	
3/8/2022		<0.001
8/11/2022		<0.001
2/20/2023		0.0005 (J)
8/9/2023		<0.001

ND substitution: RL or RL/2 if <15% NDs.

Mann-Whitney (Wilcoxon Rank Sum)

Constituent: Nickel (mg/L) Analysis Run 8/13/2024 10:28 AM View: Appendix I Mann-Whitney

Plant Wansley Client: Southern Company Data: Wansley Landfill

	GWC-19	GWC-19
8/30/2011	<0.001	
10/26/2011	<0.001	
12/3/2011	<0.001	
2/8/2012	<0.001	
7/11/2012	<0.001	
1/8/2013	<0.001	
7/16/2013	<0.001	
1/21/2014	<0.001	
6/24/2014	<0.001	
1/13/2015	<0.001	
7/23/2015	<0.001	
1/27/2016	<0.001	
2/2/2017	<0.001	
8/7/2017	<0.001	
1/25/2018	<0.001	
6/21/2018	<0.001	
1/28/2019	0.0009 (J)	
6/26/2019	0.00051 (J)	
9/12/2019	0.00044 (J)	
3/18/2020	0.0011	
9/15/2020	0.0005 (J)	
3/17/2021	0.001	
8/24/2021	0.0005 (J)	
3/8/2022		0.0012
8/11/2022		<0.001
2/21/2023		0.0014
8/9/2023		<0.001

ND substitution: RL or RL/2 if <15% NDs.

Mann-Whitney (Wilcoxon Rank Sum)

Constituent: Nickel (mg/L) Analysis Run 8/13/2024 10:28 AM View: Appendix I Mann-Whitney

Plant Wansley Client: Southern Company Data: Wansley Landfill

	GWC-20	GWC-20
8/31/2011	<0.001	
10/27/2011	<0.001	
12/4/2011	<0.001	
2/8/2012	<0.001	
7/11/2012	<0.001	
1/8/2013	<0.001	
7/16/2013	<0.001	
1/21/2014	<0.001	
6/24/2014	<0.001	
1/13/2015	<0.001	
7/23/2015	<0.001	
1/27/2016	<0.001	
2/2/2017	<0.001	
8/7/2017	<0.001	
1/26/2018	<0.001	
6/21/2018	<0.001	
1/28/2019	<0.001	
6/25/2019	0.00048 (J)	
9/11/2019	0.001	
3/18/2020	<0.001	
9/15/2020	<0.001	
3/16/2021	<0.001	
8/24/2021	<0.001	
3/7/2022		<0.001
8/16/2022		<0.001
2/22/2023		<0.001
8/9/2023		<0.001

ND substitution: RL or RL/2 if <15% NDs.

Mann-Whitney (Wilcoxon Rank Sum)

Constituent: Nickel (mg/L) Analysis Run 8/13/2024 10:28 AM View: Appendix I Mann-Whitney

Plant Wansley Client: Southern Company Data: Wansley Landfill

	GWC-21	GWC-21
8/31/2011	<0.001	
10/27/2011	<0.001	
12/4/2011	<0.001	
2/8/2012	<0.001	
7/17/2012	<0.001	
1/9/2013	<0.001	
7/16/2013	<0.001	
1/21/2014	<0.001	
6/24/2014	<0.001	
1/13/2015	<0.001	
7/23/2015	<0.001	
1/26/2016	<0.001	
2/2/2017	<0.001	
8/7/2017	<0.001	
1/26/2018	<0.001	
6/20/2018	<0.001	
1/24/2019	0.00051 (J)	
6/25/2019	0.00085 (J)	
9/11/2019	0.00066 (J)	
3/18/2020	0.0004 (J)	
9/15/2020	0.00076 (J)	
3/16/2021	0.00097 (J)	
8/19/2021	0.00071 (J)	
3/7/2022		<0.001
8/16/2022		0.00082 (J)
2/21/2023		<0.001
8/9/2023		0.0005 (J)

ND substitution: RL or RL/2 if <15% NDs.

Mann-Whitney (Wilcoxon Rank Sum)

Constituent: Nickel (mg/L) Analysis Run 8/13/2024 10:28 AM View: Appendix I Mann-Whitney

Plant Wansley Client: Southern Company Data: Wansley Landfill

	GWC-22	GWC-22
9/15/2011	<0.001	
10/29/2011	<0.001	
12/13/2011	<0.001	
1/25/2012	<0.001	
7/18/2012	<0.001	
1/22/2013	<0.001	
7/16/2013	<0.001	
1/21/2014	<0.001	
6/25/2014	<0.001	
1/14/2015	<0.001	
7/23/2015	<0.001	
1/26/2016	<0.001	
2/3/2017	<0.001	
8/8/2017	<0.001	
1/25/2018	<0.001	
6/20/2018	<0.001	
1/24/2019	<0.001	
6/25/2019	0.00031 (J)	
9/10/2019	<0.001	
3/18/2020	0.00042 (J)	
9/10/2020	<0.001	
3/15/2021	<0.001	
8/19/2021	<0.001	
3/8/2022		<0.001
8/17/2022		<0.001
2/14/2023		<0.001
8/14/2023		<0.001

ND substitution: RL or RL/2 if <15% NDs.

Mann-Whitney (Wilcoxon Rank Sum)

Constituent: Nickel (mg/L) Analysis Run 8/13/2024 10:28 AM View: Appendix I Mann-Whitney

Plant Wansley Client: Southern Company Data: Wansley Landfill

	GWC-23	GWC-23
9/16/2011	<0.001	
10/29/2011	<0.001	
12/13/2011	<0.001	
1/31/2012	<0.001	
7/18/2012	<0.001	
1/22/2013	<0.001	
7/23/2013	<0.001	
1/22/2014	<0.001	
7/1/2014	<0.001	
1/22/2015	<0.001	
7/29/2015	<0.001	
1/21/2016	<0.001	
2/3/2017	<0.001	
8/8/2017	<0.001	
1/25/2018	<0.001	
6/20/2018	<0.001	
1/25/2019	0.00044 (J)	
6/26/2019	<0.001	
9/12/2019	0.00044 (J)	
3/18/2020	0.00079 (J)	
9/10/2020	0.00058 (J)	
3/18/2021	0.00052 (J)	
8/23/2021	0.00059 (J)	
3/9/2022		<0.001
8/16/2022		<0.001
2/21/2023		0.00062 (J)
8/15/2023		<0.001

ND substitution: RL or RL/2 if <15% NDs.

Mann-Whitney (Wilcoxon Rank Sum)

Constituent: Nickel (mg/L) Analysis Run 8/13/2024 10:28 AM View: Appendix I Mann-Whitney

Plant Wansley Client: Southern Company Data: Wansley Landfill

	GWC-24	GWC-24
7/8/2014	0.0022 (J)	
7/31/2015	0.0018 (J)	
1/20/2016	0.0027	
2/3/2017	0.0025	
8/8/2017	0.0036	
1/25/2018	0.0022 (J)	
6/27/2018	<0.0025	
1/31/2019	0.0018	
6/26/2019	0.0016	
9/11/2019	0.0018	
3/12/2020	0.0025	
9/15/2020	0.0022	
3/18/2021		0.0017
8/19/2021		0.0017
3/10/2022		0.0011
8/18/2022		0.002
2/16/2023		0.0014
8/16/2023		0.0013

ND substitution: RL or RL/2 if <15% NDs.

Mann-Whitney (Wilcoxon Rank Sum)

Constituent: Nickel (mg/L) Analysis Run 8/13/2024 10:28 AM View: Appendix I Mann-Whitney

Plant Wansley Client: Southern Company Data: Wansley Landfill

	GWC-25	GWC-25
9/17/2011	<0.0025	
10/31/2011	<0.0025	
12/14/2011	<0.0025	
2/7/2012	<0.0025	
7/17/2012	0.014	
7/24/2013	0.019	
1/23/2014	0.0036	
7/8/2014	0.011	
1/21/2015	0.0033	
7/30/2015	0.0054	
1/21/2016	0.0054	
1/24/2017	0.012	
8/3/2017	<0.0025	
1/25/2018	0.0071	
6/27/2018	0.0072	
1/24/2019	0.0027	
6/25/2019	0.0021	
9/11/2019	0.024	
3/12/2020	0.0054	
9/14/2020	0.015	
3/17/2021	0.0053	
8/19/2021	0.0035	
3/8/2022		0.0039
8/10/2022		0.0026
2/21/2023		0.0039
8/15/2023		0.0082

ND substitution: RL or RL/2 if <15% NDs.

Mann-Whitney (Wilcoxon Rank Sum)

Constituent: Nickel (mg/L) Analysis Run 8/13/2024 10:28 AM View: Appendix I Mann-Whitney

Plant Wansley Client: Southern Company Data: Wansley Landfill

	GWC-26	GWC-26
9/17/2011	<0.0025	
10/29/2011	<0.0025	
12/14/2011	<0.0025	
2/7/2012	<0.0025	
7/17/2012	<0.0025	
1/24/2013	<0.0025	
7/24/2013	<0.0025	
1/23/2014	<0.0025	
7/8/2014	<0.0025	
1/21/2015	<0.0025	
7/31/2015	<0.0025	
1/25/2016	<0.0025	
1/19/2017	<0.0025	
8/3/2017	<0.0025	
1/22/2018	<0.0025	
6/27/2018	<0.0025	
1/24/2019	0.00087 (J)	
6/25/2019	0.0031	
9/12/2019	0.00081 (J)	
3/13/2020	0.00097 (J)	
9/15/2020	0.00072 (J)	
3/17/2021	0.0014	
8/19/2021	0.00059 (J)	
3/9/2022		0.0011
8/10/2022		0.00073 (J)
2/21/2023		0.00078 (J)
8/16/2023		0.00062 (J)

ND substitution: RL or RL/2 if <15% NDs.

Mann-Whitney (Wilcoxon Rank Sum)

Constituent: Nickel (mg/L) Analysis Run 8/13/2024 10:28 AM View: Appendix I Mann-Whitney

Plant Wansley Client: Southern Company Data: Wansley Landfill

	GWC-27	GWC-27
9/17/2011	<0.001	
10/29/2011	<0.001	
12/14/2011	<0.001	
1/25/2012	<0.001	
7/17/2012	<0.001	
1/24/2013	<0.001	
7/24/2013	<0.001	
1/23/2014	<0.001	
7/8/2014	<0.001	
1/21/2015	<0.001	
7/30/2015	<0.001	
1/22/2016	<0.001	
1/20/2017	<0.001	
8/3/2017	<0.001	
1/19/2018	<0.001	
6/27/2018	<0.001	
1/24/2019	0.00035 (J)	
6/26/2019	<0.001	
9/12/2019	0.00044 (J)	
3/12/2020	<0.001	
9/9/2020	0.00052 (J)	
3/18/2021	<0.001	
8/23/2021	<0.001	
3/8/2022		<0.001
8/10/2022		<0.001
2/20/2023		<0.001
8/15/2023		<0.001

ND substitution: RL or RL/2 if <15% NDs.

Mann-Whitney (Wilcoxon Rank Sum)

Constituent: Nickel (mg/L) Analysis Run 8/13/2024 10:28 AM View: Appendix I Mann-Whitney

Plant Wansley Client: Southern Company Data: Wansley Landfill

	GWC-31	GWC-31
9/17/2011	0.0041	
10/31/2011	0.003	
2/7/2012	0.0029	
1/23/2013	0.0027	
1/23/2014	0.0016 (J)	
7/1/2014	0.0021 (J)	
1/21/2015	<0.0025	
1/25/2016	<0.0025	
1/25/2017	<0.0025	
8/4/2017	0.0029	
1/23/2018	0.012	
6/27/2018	0.0065	
1/31/2019	0.0011	
6/26/2019	0.00034 (J)	
9/11/2019	0.01	
3/17/2020	0.0029	
9/11/2020	0.0019	
3/16/2021	0.0014	
8/25/2021	0.00064 (J)	
3/10/2022		0.00055 (J)
8/16/2022		0.0016
2/22/2023		0.00047 (J)
8/16/2023		0.0022

ND substitution: RL or RL/2 if <15% NDs.

Mann-Whitney (Wilcoxon Rank Sum)

Constituent: Nickel (mg/L) Analysis Run 8/13/2024 10:28 AM View: Appendix I Mann-Whitney

Plant Wansley Client: Southern Company Data: Wansley Landfill

	GWC-32	GWC-32
9/15/2011	<0.001	
10/31/2011	<0.001	
12/13/2011	<0.001	
2/1/2012	<0.001	
7/17/2012	<0.001	
1/23/2013	<0.001	
7/24/2013	<0.001	
1/23/2014	0.00094 (J)	
7/1/2014	<0.001	
1/20/2015	<0.001	
7/30/2015	<0.001	
1/25/2016	<0.001	
1/26/2017	<0.001	
8/3/2017	0.0018 (J)	
1/23/2018	<0.001	
6/26/2018	<0.001	
1/30/2019	0.00064 (J)	
6/27/2019	0.00059 (J)	
9/12/2019	0.0013	
3/18/2020	0.0011	
9/15/2020	0.00095 (J)	
3/17/2021	0.00082 (J)	
8/24/2021	<0.001	
3/9/2022		<0.001
8/10/2022		<0.001
2/15/2023		<0.001
8/15/2023		<0.001

ND substitution: RL or RL/2 if <15% NDs.

Mann-Whitney (Wilcoxon Rank Sum)

Constituent: Nickel (mg/L) Analysis Run 8/13/2024 10:28 AM View: Appendix I Mann-Whitney

Plant Wansley Client: Southern Company Data: Wansley Landfill

	GWC-33	GWC-33
9/16/2011	<0.001	
10/30/2011	<0.001	
12/13/2011	<0.001	
2/1/2012	<0.001	
7/17/2012	<0.001	
1/23/2013	<0.001	
7/17/2013	<0.001	
1/23/2014	0.00078 (J)	
1/20/2015	<0.001	
7/29/2015	<0.001	
1/25/2016	<0.001	
1/25/2017	<0.001	
8/4/2017	<0.001	
1/23/2018	<0.001	
6/26/2018	<0.001	
1/30/2019	0.00054 (J)	
6/26/2019	0.00068 (J)	
9/12/2019	0.00078 (J)	
3/12/2020	0.0012	
9/16/2020	0.0012	
3/18/2021	<0.001	
8/24/2021	<0.001	
3/9/2022		<0.001
8/15/2022		<0.001
2/20/2023		<0.001
8/15/2023		<0.001

ND substitution: RL or RL/2 if <15% NDs.

Mann-Whitney (Wilcoxon Rank Sum)

Constituent: Nickel (mg/L) Analysis Run 8/13/2024 10:28 AM View: Appendix I Mann-Whitney

Plant Wansley Client: Southern Company Data: Wansley Landfill

	GWC-34	GWC-34
9/16/2011	<0.0025	
10/31/2011	<0.0025	
12/12/2011	<0.0025	
2/1/2012	<0.0025	
7/16/2012	<0.0025	
1/22/2013	<0.0025	
7/17/2013	<0.0025	
1/23/2014	0.00062 (J)	
6/25/2014	<0.0025	
1/14/2015	<0.0025	
7/29/2015	<0.0025	
1/21/2016	<0.0025	
1/25/2017	<0.0025	
8/3/2017	0.012 (O)	
1/23/2018	<0.0025	
6/20/2018	<0.0025	
1/28/2019	0.00047 (J)	
6/26/2019	0.00047 (J)	
9/11/2019	0.0014	
3/11/2020	0.0005 (J)	
9/11/2020	0.00053 (J)	
3/16/2021	0.00059 (J)	
8/24/2021	0.00043 (J)	
3/2/2022		0.00064 (J)
8/10/2022		0.00063 (J)
2/20/2023		0.00077 (J)
8/16/2023		0.00079 (J)

ND substitution: RL or RL/2 if <15% NDs.

Mann-Whitney (Wilcoxon Rank Sum)

Constituent: Nickel (mg/L) Analysis Run 8/13/2024 10:28 AM View: Appendix I Mann-Whitney

Plant Wansley Client: Southern Company Data: Wansley Landfill

	GWC-35	GWC-35
9/16/2011	0.0037	
10/31/2011	0.0047	
12/12/2011	0.0048	
2/1/2012	0.0027	
7/16/2012	0.0035	
1/22/2013	0.003	
7/2/2013	0.0027	
1/21/2014	0.002 (J)	
6/25/2014	0.0026	
1/14/2015	0.0021 (J)	
7/28/2015	0.0016 (J)	
1/21/2016	0.0017 (J)	
1/26/2017	<0.0025	
8/3/2017	<0.0025	
1/23/2018	<0.0025	
6/19/2018	<0.0025	
1/21/2019	0.0011	
6/26/2019	0.0013	
9/12/2019	0.0012	
3/11/2020	0.001	
9/11/2020	0.00095 (J)	
3/16/2021	0.0011	
8/18/2021	0.00094 (J)	
3/2/2022		0.0015
8/15/2022		0.0014
2/20/2023		0.0012
8/16/2023		0.002

ND substitution: RL or RL/2 if <15% NDs.

Mann-Whitney (Wilcoxon Rank Sum)

Constituent: Nickel (mg/L) Analysis Run 8/13/2024 10:28 AM View: Appendix I Mann-Whitney

Plant Wansley Client: Southern Company Data: Wansley Landfill

	GWC-5	GWC-5
8/31/2011	<0.0025	
10/27/2011	<0.0025	
12/5/2011	<0.0025	
1/25/2012	<0.0025	
7/18/2012	0.0043	
1/9/2013	0.0082	
7/17/2013	0.0076	
1/15/2014	0.0083	
6/25/2014	0.0079	
1/13/2015	0.0072	
7/24/2015	0.0083	
1/20/2016	0.007	
1/26/2017	0.0066	
8/3/2017	0.0088	
1/23/2018	0.0074	
6/25/2018	0.0053	
1/30/2019	0.0032	
6/26/2019	0.0051	
9/12/2019	0.0085	
3/16/2020	0.0049	
9/9/2020	0.0051	
3/17/2021	0.0035	
8/19/2021	0.0037	
3/2/2022		0.0038
8/11/2022		0.0046
2/20/2023		0.0038
8/14/2023		0.0053

ND substitution: RL or RL/2 if <15% NDs.

Mann-Whitney (Wilcoxon Rank Sum)

Constituent: Nickel (mg/L) Analysis Run 8/13/2024 10:28 AM View: Appendix I Mann-Whitney

Plant Wansley Client: Southern Company Data: Wansley Landfill

	GWC-6	GWC-6
8/31/2011	0.0072	
10/30/2011	0.0055	
12/5/2011	0.0026	
1/25/2012	<0.0025	
7/24/2012	0.003	
1/8/2013	0.0036	
7/9/2013	0.0038	
1/15/2014	0.0049	
6/25/2014	0.0037	
1/20/2015	0.0035	
7/24/2015	0.0048	
1/20/2016	0.0044	
1/26/2017	0.005	
8/3/2017	0.0051	
1/23/2018	0.0054	
6/25/2018	0.0056	
1/30/2019	0.0057	
6/26/2019	0.0052	
9/12/2019	0.0099	
3/16/2020	0.0043	
9/11/2020	0.0063	
3/17/2021	0.006	
8/18/2021	0.0058	
3/2/2022		0.0053
8/11/2022		0.0075
2/20/2023		0.0057
8/14/2023		0.0064

ND substitution: RL or RL/2 if <15% NDs.

Mann-Whitney (Wilcoxon Rank Sum)

Constituent: Nickel (mg/L) Analysis Run 8/13/2024 10:28 AM View: Appendix I Mann-Whitney

Plant Wansley Client: Southern Company Data: Wansley Landfill

	GWC-7	GWC-7
9/7/2011	<0.0025	
10/30/2011	<0.0025	
12/5/2011	<0.0025	
1/25/2012	<0.0025	
7/18/2012	0.013	
1/7/2013	0.019	
7/9/2013	0.018	
1/14/2014	0.017	
6/24/2014	0.016	
1/20/2015	0.015	
7/27/2015	0.013	
1/26/2016	0.012	
1/26/2017	0.011	
8/4/2017	0.011	
1/23/2018	0.0071	
6/25/2018	0.011	
1/21/2019	0.0077	
6/25/2019	0.01	
9/10/2019	0.0089	
3/12/2020	0.0074	
9/14/2020	0.0094	
3/16/2021	0.0067	
8/19/2021	0.0093	
3/2/2022		0.0076
8/11/2022		0.0084
2/21/2023		0.0079
8/9/2023		0.008

ND substitution: RL or RL/2 if <15% NDs.

Mann-Whitney (Wilcoxon Rank Sum)

Constituent: Nickel (mg/L) Analysis Run 8/13/2024 10:28 AM View: Appendix I Mann-Whitney

Plant Wansley Client: Southern Company Data: Wansley Landfill

	GWC-8	GWC-8
9/7/2011	<0.0025	
10/30/2011	<0.0025	
12/5/2011	<0.0025	
1/19/2012	<0.0025	
7/18/2012	<0.0025	
1/7/2013	0.0025	
7/9/2013	0.0027	
1/14/2014	0.0039	
6/24/2014	0.0014 (J)	
1/20/2015	0.0026	
7/27/2015	<0.0025	
1/26/2016	0.002 (J)	
1/26/2017	0.0034	
8/7/2017	0.011 (o)	
1/24/2018	0.0023 (J)	
6/21/2018	0.0031	
1/22/2019	0.0025	
6/25/2019	0.0053	
9/10/2019	0.0026	
3/12/2020	0.0019	
9/14/2020	0.0041	
3/16/2021	0.0026	
8/20/2021	0.0041	
3/2/2022		0.003
8/11/2022		0.0038
2/15/2023		0.001
8/9/2023		0.004

ND substitution: RL or RL/2 if <15% NDs.

Mann-Whitney (Wilcoxon Rank Sum)

Constituent: Nickel (mg/L) Analysis Run 8/13/2024 10:28 AM View: Appendix I Mann-Whitney

Plant Wansley Client: Southern Company Data: Wansley Landfill

	GWC-9	GWC-9
9/7/2011	0.029	
10/30/2011	<0.0025	
12/4/2011	0.0072	
1/19/2012	0.0053	
7/18/2012	0.012	
1/8/2013	0.014	
7/9/2013	0.015	
1/14/2014	0.015	
6/24/2014	0.0091	
1/20/2015	0.014	
7/27/2015	0.011	
1/26/2016	0.0096	
1/31/2017	0.055 (O)	
8/7/2017	0.0093	
1/24/2018	0.01	
6/21/2018	0.0083	
1/22/2019	0.008	
6/25/2019	0.01	
9/16/2019	0.0091	
3/16/2020	0.0091	
9/11/2020	0.016	
3/16/2021	0.012	
8/25/2021	0.0041	
3/9/2022		0.0076
8/16/2022	0.077 (o)	
2/15/2023		0.0088
8/9/2023		0.024

ND substitution: RL or RL/2 if <15% NDs.

Mann-Whitney (Wilcoxon Rank Sum)

Constituent: Selenium (mg/L) Analysis Run 8/13/2024 10:28 AM View: Appendix I Mann-Whitney

Plant Wansley Client: Southern Company Data: Wansley Landfill

	GWA-1	GWA-1
9/16/2011	<0.005	
10/27/2011	<0.005	
12/13/2011	<0.005	
1/31/2012	<0.005	
7/18/2012	<0.005	
1/24/2013	<0.005	
7/17/2013	<0.005	
1/21/2014	<0.005	
6/25/2014	<0.005	
1/14/2015	<0.005	
7/21/2015	<0.005	
1/21/2016	<0.005	
3/23/2016	<0.005	
5/20/2016	<0.005	
7/21/2016	<0.005	
9/15/2016	<0.005	
11/11/2016	<0.005	
1/19/2017	<0.005	
3/16/2017	<0.005	
4/28/2017	<0.005	
8/3/2017	<0.005	
1/19/2018	<0.005	
6/19/2018	0.00054 (J)	
1/17/2019	<0.005	
6/24/2019	<0.005	
9/9/2019	<0.005	
3/10/2020	<0.005	
9/9/2020	<0.005	
3/15/2021	<0.005	
8/16/2021	<0.005	
2/28/2022		<0.005
8/9/2022		<0.005
2/14/2023		<0.005
8/9/2023		<0.005

ND substitution: RL or RL/2 if <15% NDs.

Mann-Whitney (Wilcoxon Rank Sum)

Constituent: Selenium (mg/L) Analysis Run 8/13/2024 10:28 AM View: Appendix I Mann-Whitney

Plant Wansley Client: Southern Company Data: Wansley Landfill

	GWA-28	GWA-28
9/16/2011	<0.005	
10/28/2011	<0.005	
12/12/2011	<0.005	
1/25/2012	<0.005	
7/16/2012	<0.005	
1/24/2013	<0.005	
7/23/2013	<0.005	
1/22/2014	<0.005	
7/1/2014	<0.005	
1/21/2015	<0.005	
7/21/2015	<0.005	
1/22/2016	<0.005	
3/22/2016	<0.005	
5/23/2016	<0.005	
7/25/2016	0.0004 (J)	
9/15/2016	<0.005	
11/9/2016	<0.005	
1/17/2017	<0.005	
3/16/2017	<0.005	
4/27/2017	<0.005	
8/1/2017	<0.005	
1/19/2018	0.00073 (J)	
6/19/2018	<0.005	
1/21/2019	<0.005	
6/25/2019	<0.005	
9/10/2019	<0.005	
3/10/2020	<0.005	
9/9/2020	<0.005	
3/15/2021	<0.005	
8/16/2021	<0.005	
3/1/2022		<0.005
8/9/2022		<0.005
2/14/2023		<0.005
8/9/2023		<0.005

ND substitution: RL or RL/2 if <15% NDs.

Mann-Whitney (Wilcoxon Rank Sum)

Constituent: Selenium (mg/L) Analysis Run 8/13/2024 10:28 AM View: Appendix I Mann-Whitney

Plant Wansley Client: Southern Company Data: Wansley Landfill

	GWA-29	GWA-29
9/17/2011	<0.005	
10/28/2011	<0.005	
12/12/2011	<0.005	
1/31/2012	<0.005	
7/17/2012	<0.005	
1/24/2013	<0.005	
7/24/2013	<0.005	
1/22/2014	<0.005	
7/8/2014	<0.005 (D)	
1/21/2015	<0.005	
7/22/2015	<0.005	
1/19/2016	<0.005 (D)	
3/22/2016	<0.005	
5/19/2016	<0.005	
7/21/2016	0.00045 (J)	
1/17/2017	<0.005	
4/27/2017	<0.005	
7/18/2017	<0.005	
8/1/2017	<0.005 (*)	
1/19/2018	0.00027 (J)	
6/19/2018	0.00051 (J)	
1/18/2019	<0.005	
6/25/2019	<0.005	
9/10/2019	<0.005	
3/10/2020	<0.005	
9/9/2020	<0.005	
3/15/2021	<0.005	
8/18/2021	<0.005	
3/2/2022		<0.005
8/9/2022		<0.005
2/13/2023		<0.005
8/8/2023		<0.005

ND substitution: RL or RL/2 if <15% NDs.

Mann-Whitney (Wilcoxon Rank Sum)

Constituent: Selenium (mg/L) Analysis Run 8/13/2024 10:28 AM View: Appendix I Mann-Whitney

Plant Wansley Client: Southern Company Data: Wansley Landfill

	GWA-4	GWA-4
8/31/2011	<0.005	
10/27/2011	<0.005	
12/14/2011	<0.005	
2/1/2012	<0.005	
7/23/2012	<0.005	
1/23/2013	<0.005	
7/17/2013	<0.005	
1/15/2014	<0.005	
6/25/2014	<0.005	
1/14/2015	<0.005	
7/21/2015	<0.005	
1/20/2016	<0.005	
3/23/2016	<0.005	
5/19/2016	<0.005	
7/21/2016	<0.005	
9/14/2016	<0.005	
11/10/2016	<0.005	
1/17/2017	<0.005	
3/16/2017	<0.005	
4/27/2017	<0.005	
8/2/2017	<0.005	
1/22/2018	<0.005	
6/19/2018	0.00086 (J)	
1/17/2019	<0.005	
6/24/2019	<0.005	
9/10/2019	<0.005	
3/10/2020	<0.005	
9/9/2020	<0.005	
3/15/2021	<0.005	
8/18/2021	<0.005	
3/1/2022		<0.005
8/9/2022		<0.005
2/14/2023		<0.005
8/9/2023		<0.005

ND substitution: RL or RL/2 if <15% NDs.

Mann-Whitney (Wilcoxon Rank Sum)

Constituent: Selenium (mg/L) Analysis Run 8/13/2024 10:28 AM View: Appendix I Mann-Whitney

Plant Wansley Client: Southern Company Data: Wansley Landfill

	GWC-11	GWC-11
9/13/2011	<0.005	
10/28/2011	<0.005	
12/4/2011	<0.005	
2/9/2012	<0.005	
7/18/2012	<0.005	
1/8/2013	<0.005	
7/9/2013	<0.005	
1/15/2014	<0.005	
6/25/2014	<0.005	
1/21/2015	<0.005	
7/28/2015	<0.005	
1/26/2016	<0.005	
3/29/2016	<0.005	
5/25/2016	<0.005	
7/25/2016	0.00041 (J)	
9/19/2016	0.00084 (J)	
11/16/2016	<0.005	
1/31/2017	0.00033 (J)	
3/23/2017	<0.005	
5/2/2017	<0.005	
8/7/2017	<0.005	
1/24/2018	<0.005	
6/20/2018	0.00026 (J)	
1/24/2019	<0.005	
6/26/2019	<0.005	
9/16/2019	<0.005	
3/16/2020	<0.005	
9/10/2020	<0.005	
3/17/2021	<0.005	
8/23/2021	<0.005	
3/7/2022		<0.005
8/15/2022		<0.005
2/21/2023		<0.005
8/14/2023		<0.005

ND substitution: RL or RL/2 if <15% NDs.

Mann-Whitney (Wilcoxon Rank Sum)

Constituent: Selenium (mg/L) Analysis Run 8/13/2024 10:28 AM View: Appendix I Mann-Whitney

Plant Wansley Client: Southern Company Data: Wansley Landfill

	GWC-12	GWC-12
9/13/2011	<0.005	
10/28/2011	<0.005	
12/4/2011	<0.005	
1/24/2012	<0.005	
7/11/2012	<0.005	
1/8/2013	<0.005	
7/10/2013	<0.005	
1/21/2014	<0.005	
7/1/2014	<0.005	
1/21/2015	<0.005	
7/28/2015	<0.005	
1/26/2016	<0.005	
3/29/2016	<0.005	
5/25/2016	<0.005	
7/22/2016	<0.005	
9/15/2016	<0.005	
11/16/2016	<0.005	
1/31/2017	<0.005	
3/23/2017	<0.005	
5/3/2017	<0.005	
8/7/2017	0.00032 (J)	
1/24/2018	<0.005	
6/26/2018	<0.005	
1/25/2019	<0.005	
6/26/2019	<0.005	
9/11/2019	<0.005	
3/18/2020	<0.005	
9/10/2020	<0.005	
3/16/2021	<0.005	
8/19/2021	<0.005	
3/7/2022		<0.005
8/16/2022		<0.005
2/15/2023		<0.005
8/14/2023		<0.005

ND substitution: RL or RL/2 if <15% NDs.

Mann-Whitney (Wilcoxon Rank Sum)

Constituent: Selenium (mg/L) Analysis Run 8/13/2024 10:28 AM View: Appendix I Mann-Whitney

Plant Wansley Client: Southern Company Data: Wansley Landfill

	GWC-13	GWC-13
9/13/2011	<0.005	
10/28/2011	<0.005	
12/4/2011	<0.005	
1/24/2012	<0.005	
7/11/2012	<0.005	
1/8/2013	<0.005	
7/10/2013	<0.005	
1/21/2014	<0.005	
7/1/2014	<0.005	
1/21/2015	<0.005	
7/28/2015	<0.005	
1/27/2016	<0.005	
3/29/2016	<0.005	
5/25/2016	<0.005	
7/26/2016	<0.005	
9/15/2016	<0.005	
11/17/2016	<0.005	
1/31/2017	<0.005	
3/23/2017	0.0021	
5/3/2017	<0.005	
8/4/2017	<0.005	
1/25/2018	<0.005	
6/20/2018	<0.005	
1/22/2019	<0.005	
6/25/2019	<0.005	
9/12/2019	<0.005	
3/12/2020	<0.005	
9/10/2020	<0.005	
3/17/2021	<0.005	
8/23/2021	<0.005	
3/8/2022		<0.005
8/15/2022		<0.005
2/21/2023		<0.005
8/16/2023		<0.005

ND substitution: RL or RL/2 if <15% NDs.

Mann-Whitney (Wilcoxon Rank Sum)

Constituent: Selenium (mg/L) Analysis Run 8/13/2024 10:28 AM View: Appendix I Mann-Whitney

Plant Wansley Client: Southern Company Data: Wansley Landfill

	GWC-14	GWC-14
9/13/2011	<0.005	
10/27/2011	<0.005	
12/3/2011	<0.005	
1/24/2012	<0.005	
7/11/2012	<0.005	
1/8/2013	<0.005	
7/10/2013	<0.005	
1/21/2014	<0.005	
7/1/2014	<0.005	
1/14/2015	<0.005	
7/22/2015	<0.005	
1/27/2016	0.0071	
3/30/2016	0.00273 (J)	
4/20/2016	<0.005	
5/25/2016	<0.005	
7/26/2016	<0.005	
9/15/2016	<0.005	
11/17/2016	0.00047 (J)	
2/1/2017	<0.005	
3/23/2017	<0.005	
5/3/2017	<0.005	
8/7/2017	0.00088 (J)	
1/25/2018	0.00025 (J)	
6/20/2018	0.0017	
1/22/2019	<0.005	
6/25/2019	<0.005	
9/12/2019	0.0032 (J)	
3/17/2020	0.0023 (J)	
9/10/2020	0.0022 (J)	
3/17/2021	0.0025 (J)	
8/23/2021	<0.005	
3/7/2022		<0.005
8/16/2022		0.0022 (J)
2/17/2023		<0.005
8/14/2023		<0.005

ND substitution: RL or RL/2 if <15% NDs.

Mann-Whitney (Wilcoxon Rank Sum)

Constituent: Selenium (mg/L) Analysis Run 8/13/2024 10:28 AM View: Appendix I Mann-Whitney

Plant Wansley Client: Southern Company Data: Wansley Landfill

	GWC-15	GWC-15
9/16/2011	<0.005	
10/27/2011	<0.005	
12/3/2011	<0.005	
2/9/2012	<0.005	
7/11/2012	<0.005	
1/8/2013	<0.005	
7/2/2013	<0.005	
1/21/2014	<0.005	
6/24/2014	<0.005	
1/14/2015	<0.005	
7/22/2015	<0.005	
1/27/2016	<0.005	
3/30/2016	<0.005	
5/25/2016	<0.005	
7/26/2016	<0.005	
9/20/2016	<0.005	
11/17/2016	<0.005	
2/1/2017	<0.005	
3/23/2017	<0.005	
5/3/2017	<0.005	
8/4/2017	<0.005	
1/25/2018	<0.005	
6/20/2018	0.00027 (J)	
1/22/2019	<0.005	
6/25/2019	<0.005	
9/17/2019	<0.005	
3/16/2020	<0.005	
9/10/2020	<0.005	
3/18/2021	<0.005	
8/24/2021	<0.005	
3/7/2022		<0.005
8/16/2022		<0.005
2/21/2023		<0.005
8/14/2023		<0.005

ND substitution: RL or RL/2 if <15% NDs.

Mann-Whitney (Wilcoxon Rank Sum)

Constituent: Selenium (mg/L) Analysis Run 8/13/2024 10:28 AM View: Appendix I Mann-Whitney

Plant Wansley Client: Southern Company Data: Wansley Landfill

	GWC-16	GWC-16
8/30/2011	<0.005	
10/26/2011	<0.005	
12/3/2011	<0.005	
1/25/2012	<0.005	
7/11/2012	<0.005	
1/8/2013	<0.005	
7/2/2013	<0.005	
1/14/2014	<0.005	
6/25/2014	<0.005	
1/13/2015	<0.005	
7/22/2015	<0.005	
1/27/2016	<0.005	
3/30/2016	<0.005	
5/25/2016	<0.005	
7/27/2016	0.00029 (J)	
9/16/2016	<0.005	
11/17/2016	<0.005	
2/1/2017	<0.005	
3/24/2017	<0.005	
5/3/2017	<0.005	
8/7/2017	<0.005	
1/25/2018	<0.005	
6/20/2018	<0.005	
1/25/2019	<0.005	
6/25/2019	<0.005	
9/11/2019	<0.005	
3/17/2020	<0.005	
9/11/2020	<0.005	
3/17/2021	<0.005	
8/20/2021	<0.005	
3/8/2022		<0.005
8/16/2022		<0.005
2/20/2023		<0.005
8/14/2023		<0.005

ND substitution: RL or RL/2 if <15% NDs.

Mann-Whitney (Wilcoxon Rank Sum)

Constituent: Selenium (mg/L) Analysis Run 8/13/2024 10:28 AM View: Appendix I Mann-Whitney

Plant Wansley Client: Southern Company Data: Wansley Landfill

	GWC-18	GWC-18
8/30/2011	<0.005	
10/26/2011	<0.005	
12/3/2011	<0.005	
2/9/2012	<0.005	
7/11/2012	<0.005	
1/8/2013	<0.005	
7/16/2013	<0.005	
1/14/2014	<0.005	
6/24/2014	<0.005	
1/13/2015	<0.005	
7/23/2015	<0.005	
1/27/2016	<0.005	
3/30/2016	<0.005	
5/26/2016	<0.005	
7/25/2016	0.00073 (J)	
9/19/2016	<0.005	
11/17/2016	<0.005	
2/1/2017	<0.005	
3/24/2017	<0.005	
5/3/2017	<0.005	
8/7/2017	<0.005	
1/25/2018	<0.005	
6/21/2018	<0.005	
1/28/2019	<0.005	
6/27/2019	<0.005	
9/11/2019	<0.005	
3/17/2020	<0.005	
9/14/2020	<0.005	
3/16/2021	<0.005	
8/24/2021	<0.005	
3/8/2022		<0.005
8/11/2022		<0.005
2/20/2023		<0.005
8/9/2023		<0.005

ND substitution: RL or RL/2 if <15% NDs.

Mann-Whitney (Wilcoxon Rank Sum)

Constituent: Selenium (mg/L) Analysis Run 8/13/2024 10:28 AM View: Appendix I Mann-Whitney

Plant Wansley Client: Southern Company Data: Wansley Landfill

	GWC-21	GWC-21
8/31/2011	<0.005	
10/27/2011	<0.005	
12/4/2011	<0.005	
2/8/2012	<0.005	
7/17/2012	<0.005	
1/9/2013	<0.005	
7/16/2013	<0.005	
1/21/2014	<0.005	
6/24/2014	<0.005	
1/13/2015	<0.005	
7/23/2015	<0.005	
1/26/2016	<0.005	
3/30/2016	<0.005	
5/26/2016	<0.005	
7/26/2016	<0.005	
9/20/2016	<0.005	
11/17/2016	<0.005	
2/2/2017	<0.005	
3/28/2017	<0.005	
5/4/2017	<0.005	
8/7/2017	<0.005	
1/26/2018	<0.005	
6/20/2018	0.00046 (J)	
1/24/2019	<0.005	
6/25/2019	<0.005	
9/11/2019	<0.005	
3/18/2020	<0.005	
9/15/2020	<0.005	
3/16/2021	<0.005	
8/19/2021	<0.005	
3/7/2022		<0.005
8/16/2022		<0.005
2/21/2023		<0.005
8/9/2023		<0.005

ND substitution: RL or RL/2 if <15% NDs.

Mann-Whitney (Wilcoxon Rank Sum)

Constituent: Selenium (mg/L) Analysis Run 8/13/2024 10:28 AM View: Appendix I Mann-Whitney

Plant Wansley Client: Southern Company Data: Wansley Landfill

	GWC-22	GWC-22
9/15/2011	<0.005	
10/29/2011	<0.005	
12/13/2011	<0.005	
1/25/2012	<0.005	
7/18/2012	<0.005	
1/22/2013	<0.005	
7/16/2013	<0.005	
1/21/2014	<0.005	
6/25/2014	<0.005	
1/14/2015	<0.005	
7/23/2015	<0.005	
1/26/2016	<0.005	
3/31/2016	<0.005	
5/26/2016	<0.005	
7/26/2016	<0.005	
9/20/2016	<0.005	
11/17/2016	<0.005	
2/3/2017	<0.005	
3/28/2017	<0.005	
5/3/2017	<0.005	
8/8/2017	<0.005	
1/25/2018	<0.005	
6/20/2018	0.0003 (J)	
1/24/2019	<0.005	
6/25/2019	<0.005	
9/10/2019	<0.005	
3/18/2020	<0.005	
9/10/2020	<0.005	
3/15/2021	<0.005	
8/19/2021	<0.005	
3/8/2022		<0.005
8/17/2022		<0.005
2/14/2023		<0.005
8/14/2023		<0.005

ND substitution: RL or RL/2 if <15% NDs.

Mann-Whitney (Wilcoxon Rank Sum)

Constituent: Selenium (mg/L) Analysis Run 8/13/2024 10:28 AM View: Appendix I Mann-Whitney

Plant Wansley Client: Southern Company Data: Wansley Landfill

	GWC-25	GWC-25
9/17/2011	<0.005	
10/31/2011	<0.005	
12/14/2011	<0.005	
2/7/2012	<0.005	
7/17/2012	<0.005	
7/24/2013	<0.005	
1/23/2014	<0.005	
7/8/2014	<0.005	
1/21/2015	<0.005	
7/30/2015	<0.005	
1/21/2016	<0.005	
3/28/2016	<0.005	
5/25/2016	<0.005	
7/27/2016	0.00033 (J)	
9/19/2016	<0.005	
11/15/2016	<0.005	
1/24/2017	<0.005	
3/23/2017	<0.005	
5/2/2017	<0.005	
8/3/2017	<0.005	
1/25/2018	<0.005	
6/27/2018	<0.005	
1/24/2019	<0.005	
6/25/2019	<0.005	
9/11/2019	<0.005	
3/12/2020	<0.005	
9/14/2020	<0.005	
3/17/2021	<0.005	
8/19/2021	<0.005	
3/8/2022		<0.005
8/10/2022		<0.005
2/21/2023		<0.005
8/15/2023		<0.005

ND substitution: RL or RL/2 if <15% NDs.

Mann-Whitney (Wilcoxon Rank Sum)

Constituent: Selenium (mg/L) Analysis Run 8/13/2024 10:28 AM View: Appendix I Mann-Whitney

Plant Wansley Client: Southern Company Data: Wansley Landfill

	GWC-26	GWC-26
9/17/2011	<0.005	
10/29/2011	<0.005	
12/14/2011	<0.005	
2/7/2012	<0.005	
7/17/2012	<0.005	
1/24/2013	<0.005	
7/24/2013	<0.005	
1/23/2014	<0.005	
7/8/2014	<0.005	
1/21/2015	<0.005	
7/31/2015	<0.005	
1/25/2016	<0.005	
3/24/2016	<0.005	
5/25/2016	<0.005	
7/26/2016	<0.005	
9/19/2016	<0.005	
11/14/2016	<0.005	
1/19/2017	<0.005	
3/16/2017	<0.005	
5/1/2017	0.0018	
8/3/2017	<0.005	
1/22/2018	0.0003 (J)	
6/27/2018	<0.005	
1/24/2019	<0.005	
6/25/2019	<0.005	
9/12/2019	<0.005	
3/13/2020	<0.005	
9/15/2020	<0.005	
3/17/2021	<0.005	
8/19/2021	<0.005	
3/9/2022		<0.005
8/10/2022		<0.005
2/21/2023		<0.005
8/16/2023		<0.005

ND substitution: RL or RL/2 if <15% NDs.

Mann-Whitney (Wilcoxon Rank Sum)

Constituent: Selenium (mg/L) Analysis Run 8/13/2024 10:28 AM View: Appendix I Mann-Whitney

Plant Wansley Client: Southern Company Data: Wansley Landfill

	GWC-27	GWC-27
9/17/2011	<0.005	
10/29/2011	<0.005	
12/14/2011	<0.005	
1/25/2012	<0.005	
7/17/2012	<0.005	
1/24/2013	<0.005	
7/24/2013	<0.005	
1/23/2014	<0.005	
7/8/2014	<0.005	
1/21/2015	<0.005	
7/30/2015	<0.005	
1/22/2016	<0.005	
3/23/2016	<0.005	
5/24/2016	<0.005	
7/26/2016	<0.005	
9/19/2016	<0.005	
11/11/2016	<0.005	
1/20/2017	0.00045 (J)	
3/16/2017	<0.005	
4/28/2017	<0.005	
8/3/2017	<0.005	
1/19/2018	<0.005	
6/27/2018	<0.005	
1/24/2019	<0.005	
6/26/2019	<0.005	
9/12/2019	<0.005	
3/12/2020	<0.005	
9/9/2020	<0.005	
3/18/2021	<0.005	
8/23/2021	<0.005	
3/8/2022		<0.005
8/10/2022		<0.005
2/20/2023		<0.005
8/15/2023		<0.005

ND substitution: RL or RL/2 if <15% NDs.

Mann-Whitney (Wilcoxon Rank Sum)

Constituent: Selenium (mg/L) Analysis Run 8/13/2024 10:28 AM View: Appendix I Mann-Whitney

Plant Wansley Client: Southern Company Data: Wansley Landfill

	GWC-30	GWC-30
9/15/2011	<0.005	
10/28/2011	<0.005	
12/13/2011	<0.005	
2/8/2012	<0.005	
7/18/2012	<0.005	
1/24/2013	<0.005	
7/24/2013	<0.005	
1/23/2014	<0.005	
7/1/2014	<0.005	
1/20/2015	<0.005	
7/30/2015	<0.005	
1/19/2016	<0.005	
3/23/2016	<0.005	
5/20/2016	<0.005	
7/21/2016	0.0003 (J)	
9/20/2016	<0.005	
11/14/2016	<0.005	
1/24/2017	<0.005	
3/17/2017	<0.005	
5/1/2017	<0.005	
8/4/2017	<0.005 (*)	
1/24/2018	0.00067 (J)	
6/21/2018	<0.005	
1/30/2019	<0.005	
6/27/2019	<0.005	
9/10/2019	<0.005	
3/11/2020	<0.005	
9/10/2020	<0.005	
3/18/2021	<0.005	
8/23/2021	<0.005	
3/2/2022		<0.005
8/10/2022		<0.005
2/14/2023		<0.005
8/16/2023		<0.005

ND substitution: RL or RL/2 if <15% NDs.

Mann-Whitney (Wilcoxon Rank Sum)

Constituent: Selenium (mg/L) Analysis Run 8/13/2024 10:28 AM View: Appendix I Mann-Whitney

Plant Wansley Client: Southern Company Data: Wansley Landfill

	GWC-31	GWC-31
9/17/2011	<0.005	
10/31/2011	<0.005	
2/7/2012	<0.005	
1/23/2013	<0.005	
1/23/2014	<0.005	
7/1/2014	<0.005	
1/21/2015	<0.005	
1/25/2016	<0.005	
3/30/2016	<0.005	
5/25/2016	<0.005	
7/27/2016	0.00095 (J)	
1/25/2017	0.00035 (J)	
3/23/2017	<0.005	
5/2/2017	<0.005	
7/19/2017	0.00068 (J)	
8/4/2017	<0.005 (*)	
1/23/2018	0.001 (J)	
6/27/2018	0.00044 (J)	
1/31/2019	<0.005	
6/26/2019	<0.005	
9/11/2019	<0.005	
3/17/2020	<0.005	
9/11/2020	<0.005	
3/16/2021	<0.005	
8/25/2021	<0.005	
3/10/2022		<0.005
8/16/2022		<0.005
2/22/2023		<0.005
8/16/2023		<0.005

ND substitution: RL or RL/2 if <15% NDs.

Mann-Whitney (Wilcoxon Rank Sum)

Constituent: Selenium (mg/L) Analysis Run 8/13/2024 10:28 AM View: Appendix I Mann-Whitney

Plant Wansley Client: Southern Company Data: Wansley Landfill

	GWC-32	GWC-32
9/15/2011	<0.005	
10/31/2011	<0.005	
12/13/2011	<0.005	
2/1/2012	<0.005	
7/17/2012	<0.005	
1/23/2013	<0.005	
7/24/2013	<0.005	
1/23/2014	<0.005	
7/1/2014	<0.005	
1/20/2015	<0.005	
7/30/2015	<0.005	
1/25/2016	<0.005	
3/23/2016	<0.005	
5/24/2016	<0.005	
7/22/2016	0.00025 (J)	
9/16/2016	<0.005	
11/15/2016	<0.005	
1/26/2017	<0.005	
3/24/2017	<0.005	
5/2/2017	<0.005	
8/3/2017	<0.005	
1/23/2018	<0.005	
6/26/2018	<0.005	
1/30/2019	<0.005	
6/27/2019	<0.005	
9/12/2019	<0.005	
3/18/2020	<0.005	
9/15/2020	<0.005	
3/17/2021	<0.005	
8/24/2021	<0.005	
3/9/2022		<0.005
8/10/2022		<0.005
2/15/2023		<0.005
8/15/2023		<0.005

ND substitution: RL or RL/2 if <15% NDs.

Mann-Whitney (Wilcoxon Rank Sum)

Constituent: Selenium (mg/L) Analysis Run 8/13/2024 10:28 AM View: Appendix I Mann-Whitney

Plant Wansley Client: Southern Company Data: Wansley Landfill

	GWC-33	GWC-33
9/16/2011	<0.005	
10/30/2011	<0.005	
12/13/2011	<0.005	
2/1/2012	<0.005	
7/17/2012	<0.005	
1/23/2013	<0.005	
7/17/2013	<0.005	
1/23/2014	<0.005	
1/20/2015	<0.005	
7/29/2015	<0.005	
1/25/2016	<0.005	
3/23/2016	<0.005	
5/24/2016	<0.005	
7/22/2016	0.00074 (J)	
9/16/2016	<0.005	
11/17/2016	<0.005	
1/25/2017	<0.005	
3/23/2017	<0.005	
5/1/2017	0.00084 (J)	
8/4/2017	<0.005 (*)	
1/23/2018	0.001 (J)	
6/26/2018	0.00085 (J)	
1/30/2019	<0.005	
6/26/2019	<0.005	
9/12/2019	<0.005	
3/12/2020	<0.005	
9/16/2020	<0.005	
3/18/2021	<0.005	
8/24/2021	<0.005	
3/9/2022		<0.005
8/15/2022		<0.005
2/20/2023		<0.005
8/15/2023		<0.005

ND substitution: RL or RL/2 if <15% NDs.

Mann-Whitney (Wilcoxon Rank Sum)

Constituent: Selenium (mg/L) Analysis Run 8/13/2024 10:28 AM View: Appendix I Mann-Whitney

Plant Wansley Client: Southern Company Data: Wansley Landfill

	GWC-35	GWC-35
9/16/2011	<0.005	
10/31/2011	<0.005	
12/12/2011	<0.005	
2/1/2012	<0.005	
7/16/2012	<0.005	
1/22/2013	<0.005	
7/2/2013	<0.005	
1/21/2014	<0.005	
6/25/2014	<0.005	
1/14/2015	<0.005	
7/28/2015	<0.005	
1/21/2016	<0.005	
3/24/2016	<0.005	
5/23/2016	<0.005	
7/21/2016	<0.005	
9/15/2016	<0.005	
11/15/2016	<0.005	
1/26/2017	<0.005	
3/22/2017	<0.005	
5/2/2017	<0.005	
8/3/2017	<0.005	
1/23/2018	<0.005	
6/19/2018	0.00025 (J)	
1/21/2019	<0.005	
6/26/2019	<0.005	
9/12/2019	<0.005	
3/11/2020	<0.005	
9/11/2020	<0.005	
3/16/2021	<0.005	
8/18/2021	<0.005	
3/2/2022		<0.005
8/15/2022		<0.005
2/20/2023		<0.005
8/16/2023		<0.005

ND substitution: RL or RL/2 if <15% NDs.

Mann-Whitney (Wilcoxon Rank Sum)

Constituent: Selenium (mg/L) Analysis Run 8/13/2024 10:28 AM View: Appendix I Mann-Whitney

Plant Wansley Client: Southern Company Data: Wansley Landfill

	GWC-5	GWC-5
8/31/2011	<0.005	
10/27/2011	<0.005	
12/5/2011	<0.005	
1/25/2012	<0.005	
7/18/2012	<0.005	
1/9/2013	<0.005	
7/17/2013	<0.005	
1/15/2014	<0.005	
6/25/2014	<0.005	
1/13/2015	<0.005	
7/24/2015	<0.005	
1/20/2016	<0.005	
3/28/2016	<0.005	
5/23/2016	<0.005	
7/21/2016	0.00025 (J)	
9/15/2016	<0.005	
11/15/2016	<0.005	
1/26/2017	<0.005	
3/22/2017	<0.005	
5/2/2017	<0.005	
8/3/2017	<0.005	
1/23/2018	<0.005	
6/25/2018	0.0008 (J)	
1/30/2019	<0.005	
6/26/2019	<0.005	
9/12/2019	<0.005	
3/16/2020	<0.005	
9/9/2020	<0.005	
3/17/2021	<0.005	
8/19/2021	<0.005	
3/2/2022		<0.005
8/11/2022		<0.005
2/20/2023		<0.005
8/14/2023		<0.005

ND substitution: RL or RL/2 if <15% NDs.

Mann-Whitney (Wilcoxon Rank Sum)

Constituent: Selenium (mg/L) Analysis Run 8/13/2024 10:28 AM View: Appendix I Mann-Whitney

Plant Wansley Client: Southern Company Data: Wansley Landfill

	GWC-6	GWC-6
8/31/2011	<0.005	
10/30/2011	<0.005	
12/5/2011	<0.005	
1/25/2012	<0.005	
7/24/2012	<0.005	
1/8/2013	<0.005	
7/9/2013	<0.005	
1/15/2014	<0.005	
6/25/2014	<0.005	
1/20/2015	<0.005	
7/24/2015	<0.005	
1/20/2016	<0.005	
3/28/2016	<0.005	
5/24/2016	<0.005	
7/21/2016	<0.005	
9/15/2016	<0.005	
11/16/2016	0.00031 (J)	
1/26/2017	<0.005	
3/22/2017	<0.005	
5/2/2017	<0.005	
8/3/2017	<0.005	
1/23/2018	<0.005	
6/25/2018	0.0008 (J)	
1/30/2019	<0.005	
6/26/2019	<0.005	
9/12/2019	<0.005	
3/16/2020	<0.005	
9/11/2020	<0.005	
3/17/2021	<0.005	
8/18/2021	<0.005	
3/2/2022		<0.005
8/11/2022		<0.005
2/20/2023		<0.005
8/14/2023		<0.005

ND substitution: RL or RL/2 if <15% NDs.

Mann-Whitney (Wilcoxon Rank Sum)

Constituent: Selenium (mg/L) Analysis Run 8/13/2024 10:28 AM View: Appendix I Mann-Whitney

Plant Wansley Client: Southern Company Data: Wansley Landfill

	GWC-8	GWC-8
9/7/2011	<0.005	
10/30/2011	<0.005	
12/5/2011	<0.005	
1/19/2012	<0.005	
7/18/2012	<0.005	
1/7/2013	<0.005	
7/9/2013	<0.005	
1/14/2014	<0.005	
6/24/2014	<0.005	
1/20/2015	<0.005	
7/27/2015	<0.005	
1/26/2016	<0.005	
3/29/2016	<0.005	
5/24/2016	<0.005	
7/26/2016	<0.005	
9/19/2016	<0.005	
11/16/2016	<0.005	
1/26/2017	<0.005	
3/23/2017	<0.005	
5/3/2017	0.0018	
8/7/2017	0.00068 (J)	
1/24/2018	0.00025 (J)	
6/21/2018	0.00029 (J)	
1/22/2019	<0.005	
6/25/2019	<0.005	
9/10/2019	<0.005	
3/12/2020	<0.005	
9/14/2020	<0.005	
3/16/2021	<0.005	
8/20/2021	<0.005	
3/2/2022		<0.005
8/11/2022		<0.005
2/15/2023		<0.005
8/9/2023		<0.005

ND substitution: RL or RL/2 if <15% NDs.

Mann-Whitney (Wilcoxon Rank Sum)

Constituent: Selenium (mg/L) Analysis Run 8/13/2024 10:28 AM View: Appendix I Mann-Whitney

Plant Wansley Client: Southern Company Data: Wansley Landfill

	GWC-9	GWC-9
9/7/2011	0.015 (O)	
10/30/2011	<0.005	
12/4/2011	<0.005	
1/19/2012	<0.005	
7/18/2012	<0.005	
1/8/2013	<0.005	
7/9/2013	<0.005	
1/14/2014	<0.005	
6/24/2014	<0.005	
1/20/2015	<0.005	
7/27/2015	<0.005	
1/26/2016	<0.005	
3/29/2016	<0.005	
5/24/2016	<0.005	
7/25/2016	<0.005	
9/19/2016	<0.005	
11/16/2016	<0.005	
1/31/2017	0.00053 (J)	
3/23/2017	<0.005	
5/2/2017	<0.005	
8/7/2017	0.0009 (J)	
1/24/2018	0.00052 (J)	
6/21/2018	0.00063 (J)	
1/22/2019	<0.005	
6/25/2019	<0.005	
9/16/2019	<0.005	
3/16/2020	<0.005	
9/11/2020	<0.005	
3/16/2021	<0.005	
8/25/2021	<0.005	
3/9/2022		<0.005
8/16/2022		<0.005
2/15/2023		<0.005
8/9/2023		<0.005

ND substitution: RL or RL/2 if <15% NDs.

Mann-Whitney (Wilcoxon Rank Sum)

Constituent: Silver (mg/L) Analysis Run 8/13/2024 10:28 AM View: Appendix I Mann-Whitney

Plant Wansley Client: Southern Company Data: Wansley Landfill

	GWA-29	GWA-29
9/17/2011	<0.001	
10/28/2011	<0.001	
12/12/2011	<0.001	
1/31/2012	<0.001	
7/17/2012	<0.001	
1/24/2013	<0.001	
7/24/2013	0.003 (o)	
1/22/2014	0.0011 (J)	
7/8/2014	0.0013 (JD)	
1/21/2015	0.00071 (J)	
7/22/2015	0.00059 (J)	
1/19/2016	0.0011 (JD)	
1/17/2017	0.0015	
8/1/2017	0.00098 (J)	
1/19/2018	0.00081 (J)	
6/19/2018	0.0009 (J)	
1/18/2019	0.00061 (J)	
6/25/2019	0.0017	
9/10/2019	0.0015	
3/10/2020	0.00099 (J)	
9/9/2020	0.00094 (J)	
3/15/2021	0.00085 (J)	
8/18/2021	0.0013	
3/2/2022		0.0013
8/9/2022		0.001
2/13/2023		0.0011
8/8/2023		0.00097 (J)

ND substitution: RL or RL/2 if <15% NDs.

Mann-Whitney (Wilcoxon Rank Sum)

Constituent: Silver (mg/L) Analysis Run 8/13/2024 10:28 AM View: Appendix I Mann-Whitney

Plant Wansley Client: Southern Company Data: Wansley Landfill

	GWC-11	GWC-11
9/13/2011	<0.001	
10/28/2011	<0.001	
12/4/2011	<0.001	
2/9/2012	<0.001	
7/18/2012	<0.001	
1/8/2013	<0.001	
7/9/2013	<0.001	
1/15/2014	<0.001	
6/25/2014	<0.001	
1/21/2015	<0.001	
7/28/2015	<0.001	
1/26/2016	<0.001	
1/31/2017	<0.001	
8/7/2017	<0.001	
1/24/2018	<0.001	
6/20/2018	<0.001	
1/24/2019	0.00033 (J)	
6/26/2019	<0.001	
9/16/2019	<0.001	
3/16/2020	<0.001	
9/10/2020	<0.001	
3/17/2021	<0.001	
8/23/2021	<0.001	
3/7/2022		<0.001
8/15/2022		<0.001
2/21/2023		<0.001
8/14/2023		<0.001

ND substitution: RL or RL/2 if <15% NDs.

Mann-Whitney (Wilcoxon Rank Sum)

Constituent: Silver (mg/L) Analysis Run 8/13/2024 10:28 AM View: Appendix I Mann-Whitney

Plant Wansley Client: Southern Company Data: Wansley Landfill

	GWC-12	GWC-12
9/13/2011	<0.001	
10/28/2011	<0.001	
12/4/2011	<0.001	
1/24/2012	<0.001	
7/11/2012	<0.001	
1/8/2013	<0.001	
7/10/2013	<0.001	
1/21/2014	<0.001	
7/1/2014	<0.001	
1/21/2015	<0.001	
7/28/2015	<0.001	
1/26/2016	<0.001	
1/31/2017	<0.001	
8/7/2017	<0.001	
1/24/2018	<0.001	
6/26/2018	<0.001	
1/25/2019	0.00017 (J)	
6/26/2019	<0.001	
9/11/2019	<0.001	
3/18/2020	<0.001	
9/10/2020	<0.001	
3/16/2021	<0.001	
8/19/2021	<0.001	
3/7/2022		<0.001
8/16/2022		<0.001
2/15/2023		<0.001
8/14/2023		<0.001

ND substitution: RL or RL/2 if <15% NDs.

Mann-Whitney (Wilcoxon Rank Sum)

Constituent: Silver (mg/L) Analysis Run 8/13/2024 10:28 AM View: Appendix I Mann-Whitney

Plant Wansley Client: Southern Company Data: Wansley Landfill

	GWC-14	GWC-14
9/13/2011	<0.001	
10/27/2011	<0.001	
12/3/2011	<0.001	
1/24/2012	<0.001	
7/11/2012	<0.001	
1/8/2013	<0.001	
7/10/2013	<0.001	
1/21/2014	<0.001	
7/1/2014	<0.001	
1/14/2015	<0.001	
7/22/2015	<0.001	
1/27/2016	0.00078 (J)	
2/1/2017	<0.001	
8/7/2017	<0.001	
1/25/2018	<0.001	
6/20/2018	<0.001	
1/22/2019	<0.001	
6/25/2019	<0.001	
9/12/2019	<0.001	
3/17/2020	<0.001	
9/10/2020	<0.001	
3/17/2021	<0.001	
8/23/2021	<0.001	
3/7/2022		<0.001
8/16/2022		<0.001
2/17/2023		<0.001
8/14/2023		<0.001

ND substitution: RL or RL/2 if <15% NDs.

Mann-Whitney (Wilcoxon Rank Sum)

Constituent: Silver (mg/L) Analysis Run 8/13/2024 10:28 AM View: Appendix I Mann-Whitney

Plant Wansley Client: Southern Company Data: Wansley Landfill

	GWC-16	GWC-16
8/30/2011	<0.001	
10/26/2011	<0.001	
12/3/2011	<0.001	
1/25/2012	<0.001	
7/11/2012	<0.001	
1/8/2013	<0.001	
7/2/2013	<0.001	
1/14/2014	<0.001	
6/25/2014	<0.001	
1/13/2015	<0.001	
7/22/2015	<0.001	
1/27/2016	<0.001	
2/1/2017	<0.001	
8/7/2017	<0.001	
1/25/2018	<0.001	
6/20/2018	<0.001	
1/25/2019	0.00035 (J)	
6/25/2019	<0.001	
9/11/2019	<0.001	
3/17/2020	<0.001	
9/11/2020	<0.001	
3/17/2021	<0.001	
8/20/2021	<0.001	
3/8/2022		<0.001
8/16/2022		<0.001
2/20/2023		<0.001
8/14/2023		<0.001

ND substitution: RL or RL/2 if <15% NDs.

Mann-Whitney (Wilcoxon Rank Sum)

Constituent: Silver (mg/L) Analysis Run 8/13/2024 10:28 AM View: Appendix I Mann-Whitney

Plant Wansley Client: Southern Company Data: Wansley Landfill

	GWC-17	GWC-17
8/30/2011	<0.001	
10/27/2011	<0.001	
12/3/2011	<0.001	
1/25/2012	<0.001	
7/11/2012	<0.001	
1/8/2013	<0.001	
7/16/2013	<0.001	
1/14/2014	<0.001	
6/25/2014	<0.001	
1/14/2015	<0.001	
7/28/2015	<0.001	
1/27/2016	<0.001	
2/1/2017	<0.001	
8/7/2017	<0.001	
1/25/2018	<0.001	
6/26/2018	<0.001	
1/24/2019	0.00047 (J)	
6/25/2019	<0.001	
9/11/2019	<0.001	
3/17/2020	<0.001	
9/14/2020	<0.001	
3/16/2021	<0.001	
8/20/2021	<0.001	
3/8/2022		<0.001
8/11/2022		<0.001
2/20/2023		<0.001
8/10/2023		<0.001

ND substitution: RL or RL/2 if <15% NDs.

Mann-Whitney (Wilcoxon Rank Sum)

Constituent: Silver (mg/L) Analysis Run 8/13/2024 10:28 AM View: Appendix I Mann-Whitney

Plant Wansley Client: Southern Company Data: Wansley Landfill

	GWC-21	GWC-21
8/31/2011	<0.001	
10/27/2011	<0.001	
12/4/2011	<0.001	
2/8/2012	<0.001	
7/17/2012	<0.001	
1/9/2013	<0.001	
7/16/2013	<0.001	
1/21/2014	<0.001	
6/24/2014	<0.001	
1/13/2015	<0.001	
7/23/2015	<0.001	
1/26/2016	<0.001	
2/2/2017	<0.001	
8/7/2017	<0.001	
1/26/2018	<0.001	
6/20/2018	<0.001	
1/24/2019	0.00063 (J)	
6/25/2019	<0.001	
9/11/2019	<0.001	
3/18/2020	<0.001	
9/15/2020	<0.001	
3/16/2021	<0.001	
8/19/2021	<0.001	
3/7/2022		<0.001
8/16/2022		<0.001
2/21/2023		<0.001
8/9/2023		<0.001

ND substitution: RL or RL/2 if <15% NDs.

Mann-Whitney (Wilcoxon Rank Sum)

Constituent: Silver (mg/L) Analysis Run 8/13/2024 10:28 AM View: Appendix I Mann-Whitney

Plant Wansley Client: Southern Company Data: Wansley Landfill

	GWC-22	GWC-22
9/15/2011	<0.001	
10/29/2011	<0.001	
12/13/2011	<0.001	
1/25/2012	<0.001	
7/18/2012	<0.001	
1/22/2013	<0.001	
7/16/2013	<0.001	
1/21/2014	<0.001	
6/25/2014	<0.001	
1/14/2015	<0.001	
7/23/2015	<0.001	
1/26/2016	<0.001	
2/3/2017	<0.001	
8/8/2017	<0.001	
1/25/2018	<0.001	
6/20/2018	<0.001	
1/24/2019	0.00038 (J)	
6/25/2019	<0.001	
9/10/2019	<0.001	
3/18/2020	<0.001	
9/10/2020	<0.001	
3/15/2021	<0.001	
8/19/2021	<0.001	
3/8/2022		<0.001
8/17/2022		<0.001
2/14/2023		<0.001
8/14/2023		<0.001

ND substitution: RL or RL/2 if <15% NDs.

Mann-Whitney (Wilcoxon Rank Sum)

Constituent: Silver (mg/L) Analysis Run 8/13/2024 10:28 AM View: Appendix I Mann-Whitney

Plant Wansley Client: Southern Company Data: Wansley Landfill

	GWC-23	GWC-23
9/16/2011	<0.001	
10/29/2011	<0.001	
12/13/2011	<0.001	
1/31/2012	<0.001	
7/18/2012	<0.001	
1/22/2013	<0.001	
7/23/2013	<0.001	
1/22/2014	<0.001	
7/1/2014	<0.001	
1/22/2015	<0.001	
7/29/2015	<0.001	
1/21/2016	<0.001	
2/3/2017	<0.001	
8/8/2017	<0.001	
1/25/2018	<0.001	
6/20/2018	<0.001	
1/25/2019	0.00039 (J)	
6/26/2019	<0.001	
9/12/2019	<0.001	
3/18/2020	<0.001	
9/10/2020	<0.001	
3/18/2021	<0.001	
8/23/2021	<0.001	
3/9/2022		<0.001
8/16/2022		<0.001
2/21/2023		<0.001
8/15/2023		<0.001

ND substitution: RL or RL/2 if <15% NDs.

Mann-Whitney (Wilcoxon Rank Sum)

Constituent: Silver (mg/L) Analysis Run 8/13/2024 10:28 AM View: Appendix I Mann-Whitney

Plant Wansley Client: Southern Company Data: Wansley Landfill

	GWC-24	GWC-24
7/8/2014	<0.001	
7/31/2015	<0.001	
1/20/2016	<0.001	
2/3/2017	<0.001	
8/8/2017	<0.001	
1/25/2018	<0.001	
6/27/2018	<0.001	
1/31/2019	0.00069 (J)	
6/26/2019	<0.001	
9/11/2019	<0.001	
3/12/2020	<0.001	
9/15/2020	<0.001	
3/18/2021		<0.001
8/19/2021		<0.001
3/10/2022		<0.001
8/18/2022		<0.001
2/16/2023		<0.001
8/16/2023		<0.001

ND substitution: RL or RL/2 if <15% NDs.

Mann-Whitney (Wilcoxon Rank Sum)

Constituent: Silver (mg/L) Analysis Run 8/13/2024 10:28 AM View: Appendix I Mann-Whitney

Plant Wansley Client: Southern Company Data: Wansley Landfill

	GWC-25	GWC-25
9/17/2011	<0.001	
10/31/2011	<0.001	
12/14/2011	<0.001	
2/7/2012	<0.001	
7/17/2012	<0.001	
7/24/2013	<0.001	
1/23/2014	<0.001	
7/8/2014	<0.001	
1/21/2015	<0.001	
7/30/2015	<0.001	
1/21/2016	<0.001	
1/24/2017	<0.001	
8/3/2017	<0.001	
1/25/2018	<0.001	
6/27/2018	<0.001	
1/24/2019	0.00034 (J)	
6/25/2019	<0.001	
9/11/2019	<0.001	
3/12/2020	<0.001	
9/14/2020	<0.001	
3/17/2021	<0.001	
8/19/2021	<0.001	
3/8/2022		<0.001
8/10/2022		<0.001
2/21/2023		<0.001
8/15/2023		<0.001

ND substitution: RL or RL/2 if <15% NDs.

Mann-Whitney (Wilcoxon Rank Sum)

Constituent: Silver (mg/L) Analysis Run 8/13/2024 10:28 AM View: Appendix I Mann-Whitney

Plant Wansley Client: Southern Company Data: Wansley Landfill

	GWC-26	GWC-26
9/17/2011	<0.001	
10/29/2011	<0.001	
12/14/2011	<0.001	
2/7/2012	<0.001	
7/17/2012	<0.001	
1/24/2013	<0.001	
7/24/2013	<0.001	
1/23/2014	<0.001	
7/8/2014	<0.001	
1/21/2015	<0.001	
7/31/2015	<0.001	
1/25/2016	<0.001	
1/19/2017	<0.001	
8/3/2017	<0.001	
1/22/2018	<0.001	
6/27/2018	<0.001	
1/24/2019	0.00019 (J)	
6/25/2019	<0.001	
9/12/2019	<0.001	
3/13/2020	<0.001	
9/15/2020	<0.001	
3/17/2021	<0.001	
8/19/2021	<0.001	
3/9/2022		<0.001
8/10/2022		<0.001
2/21/2023		<0.001
8/16/2023		<0.001

ND substitution: RL or RL/2 if <15% NDs.

Mann-Whitney (Wilcoxon Rank Sum)

Constituent: Silver (mg/L) Analysis Run 8/13/2024 10:28 AM View: Appendix I Mann-Whitney

Plant Wansley Client: Southern Company Data: Wansley Landfill

	GWC-27	GWC-27
10/29/2011	<0.001	
12/14/2011	<0.001	
1/25/2012	<0.001	
7/17/2012	<0.001	
1/24/2013	<0.001	
7/24/2013	<0.001	
1/23/2014	<0.001	
7/8/2014	<0.001	
1/21/2015	<0.001	
7/30/2015	<0.001	
1/22/2016	<0.001	
1/20/2017	<0.001	
8/3/2017	<0.001	
1/19/2018	<0.001	
6/27/2018	<0.001	
1/24/2019	0.00061 (J)	
6/26/2019	<0.001	
9/12/2019	<0.001	
3/12/2020	<0.001	
9/9/2020	<0.001	
3/18/2021	<0.001	
8/23/2021	<0.001	
3/8/2022		<0.001
8/10/2022		<0.001
2/20/2023		<0.001
8/15/2023		<0.001

ND substitution: RL or RL/2 if <15% NDs.

Mann-Whitney (Wilcoxon Rank Sum)

Constituent: Silver (mg/L) Analysis Run 8/13/2024 10:28 AM View: Appendix I Mann-Whitney

Plant Wansley Client: Southern Company Data: Wansley Landfill

	GWC-31	GWC-31
9/17/2011	<0.001	
10/31/2011	<0.001	
2/7/2012	<0.001	
1/23/2013	<0.001	
1/23/2014	0.00034 (J)	
7/1/2014	0.0039 (O)	
1/21/2015	<0.001	
1/25/2016	<0.001	
1/25/2017	0.00087	
8/4/2017	0.0005 (J)	
1/23/2018	0.00023 (J)	
6/27/2018	0.00016 (J)	
1/31/2019	0.00036 (J)	
6/26/2019	<0.001	
9/11/2019	0.0078 (o)	
1/14/2020	0.00081 (J)	
3/17/2020	0.00018 (J)	
9/11/2020	<0.001	
3/16/2021	0.00024 (J)	
8/25/2021	<0.001	
3/10/2022		<0.001
8/16/2022		<0.001
2/22/2023		<0.001
8/16/2023		0.00072 (J)

ND substitution: RL or RL/2 if <15% NDs.

Mann-Whitney (Wilcoxon Rank Sum)

Constituent: Silver (mg/L) Analysis Run 8/13/2024 10:28 AM View: Appendix I Mann-Whitney

Plant Wansley Client: Southern Company Data: Wansley Landfill

	GWC-32	GWC-32
9/15/2011	<0.001	
10/31/2011	<0.001	
12/13/2011	<0.001	
2/1/2012	<0.001	
7/17/2012	<0.001	
1/23/2013	<0.001	
7/24/2013	<0.001	
1/23/2014	<0.001	
7/1/2014	<0.001	
1/20/2015	<0.001	
7/30/2015	<0.001	
1/25/2016	<0.001	
1/26/2017	<0.001	
8/3/2017	<0.001	
1/23/2018	<0.001	
6/26/2018	<0.001	
1/30/2019	0.00019 (J)	
6/27/2019	<0.001	
9/12/2019	<0.001	
3/18/2020	<0.001	
9/15/2020	<0.001	
3/17/2021	<0.001	
8/24/2021	<0.001	
3/9/2022		<0.001
8/10/2022		<0.001
2/15/2023		<0.001
8/15/2023		<0.001

ND substitution: RL or RL/2 if <15% NDs.

Mann-Whitney (Wilcoxon Rank Sum)

Constituent: Silver (mg/L) Analysis Run 8/13/2024 10:28 AM View: Appendix I Mann-Whitney

Plant Wansley Client: Southern Company Data: Wansley Landfill

	GWC-33	GWC-33
9/16/2011	<0.001	
10/30/2011	<0.001	
12/12/2011	<0.001	
2/1/2012	<0.001	
7/17/2012	<0.001	
1/23/2013	<0.001	
7/17/2013	<0.001	
1/23/2014	<0.001	
1/20/2015	<0.001	
7/29/2015	<0.001	
1/25/2016	<0.001	
1/25/2017	<0.001	
8/4/2017	<0.001	
1/23/2018	<0.001	
6/26/2018	<0.001	
1/30/2019	0.00035 (J)	
6/26/2019	<0.001	
9/12/2019	<0.001	
3/12/2020	<0.001	
9/16/2020	<0.001	
3/18/2021	<0.001	
8/24/2021	<0.001	
3/9/2022		<0.001
8/15/2022		<0.001
2/20/2023		<0.001
8/15/2023		<0.001

ND substitution: RL or RL/2 if <15% NDs.

Mann-Whitney (Wilcoxon Rank Sum)

Constituent: Silver (mg/L) Analysis Run 8/13/2024 10:28 AM View: Appendix I Mann-Whitney

Plant Wansley Client: Southern Company Data: Wansley Landfill

	GWC-5	GWC-5
8/31/2011	<0.001	
10/27/2011	<0.001	
12/5/2011	<0.001	
1/25/2012	<0.001	
7/18/2012	<0.001	
1/9/2013	<0.001	
7/17/2013	<0.001	
1/15/2014	<0.001	
6/25/2014	<0.001	
1/13/2015	<0.001	
7/24/2015	<0.001	
1/20/2016	<0.001	
1/26/2017	<0.001	
8/3/2017	<0.001	
1/23/2018	<0.001	
6/25/2018	<0.001	
1/30/2019	0.00016 (J)	
6/26/2019	<0.001	
9/12/2019	<0.001	
3/16/2020	<0.001	
9/9/2020	<0.001	
3/17/2021	<0.001	
8/19/2021	<0.001	
3/2/2022		<0.001
8/11/2022		<0.001
2/20/2023		<0.001
8/14/2023		<0.001

ND substitution: RL or RL/2 if <15% NDs.

Mann-Whitney (Wilcoxon Rank Sum)

Constituent: Silver (mg/L) Analysis Run 8/13/2024 10:28 AM View: Appendix I Mann-Whitney

Plant Wansley Client: Southern Company Data: Wansley Landfill

	GWC-6	GWC-6
8/31/2011	<0.001	
10/30/2011	<0.001	
12/5/2011	<0.001	
1/25/2012	<0.001	
7/24/2012	<0.001	
1/8/2013	<0.001	
7/9/2013	<0.001	
1/15/2014	<0.001	
6/25/2014	<0.001	
1/20/2015	<0.001	
7/24/2015	<0.001	
1/20/2016	0.00051 (J)	
1/26/2017	<0.001	
8/3/2017	<0.001	
1/23/2018	<0.001	
6/25/2018	<0.001	
1/30/2019	0.0032 (o)	
6/26/2019	<0.001	
9/12/2019	<0.001	
3/16/2020	<0.001	
9/11/2020	<0.001	
3/17/2021	<0.001	
8/18/2021	<0.001	
3/2/2022		<0.001
8/11/2022		<0.001
2/20/2023		<0.001
8/14/2023		<0.001

ND substitution: RL or RL/2 if <15% NDs.

Mann-Whitney (Wilcoxon Rank Sum)

Constituent: Thallium (mg/L) Analysis Run 8/13/2024 10:28 AM View: Appendix I Mann-Whitney

Plant Wansley Client: Southern Company Data: Wansley Landfill

	GWA-1	GWA-1
9/16/2011	<0.001	
10/27/2011	<0.001	
12/13/2011	<0.001	
1/31/2012	<0.001	
7/18/2012	<0.001	
1/24/2013	<0.001	
7/17/2013	<0.001	
1/21/2014	<0.001	
6/25/2014	<0.001	
1/14/2015	<0.001	
7/21/2015	<0.001	
1/21/2016	<0.001	
3/23/2016	<0.001	
5/20/2016	<0.001	
7/21/2016	<0.001	
9/15/2016	<0.001	
11/11/2016	<0.001	
1/19/2017	<0.001	
3/16/2017	<0.001	
4/28/2017	<0.001	
8/3/2017	<0.001	
1/19/2018	<0.001	
6/19/2018	<0.001	
1/17/2019	6.6E-05 (J)	
6/24/2019	0.0002 (J)	
9/9/2019	0.00015 (J)	
3/10/2020	0.00029 (J)	
9/9/2020	<0.001	
3/15/2021	<0.001	
8/16/2021	<0.001	
2/28/2022		<0.001
8/9/2022		<0.001
2/14/2023		<0.001
8/9/2023		<0.001

ND substitution: RL or RL/2 if <15% NDs.

Mann-Whitney (Wilcoxon Rank Sum)

Constituent: Thallium (mg/L) Analysis Run 8/13/2024 10:28 AM View: Appendix I Mann-Whitney

Plant Wansley Client: Southern Company Data: Wansley Landfill

	GWA-2	GWA-2
9/17/2011	<0.001	
10/27/2011	<0.001	
12/14/2011	<0.001	
2/7/2012	<0.001	
7/23/2012	<0.001	
1/23/2013	<0.001	
7/24/2013	<0.001	
1/22/2014	<0.001	
7/1/2014	<0.001	
7/22/2015	<0.001	
1/20/2016	<0.001	
3/23/2016	<0.001	
5/24/2016	<0.001	
7/26/2016	<0.001	
9/16/2016	<0.001	
11/10/2016	<0.001	
1/19/2017	<0.001	
3/17/2017	<0.001	
4/28/2017	<0.001	
8/2/2017	<0.001	
1/19/2018	<0.001	
6/19/2018	<0.001	
1/17/2019	<0.001	
6/24/2019	<0.001	
9/10/2019	<0.001	
3/10/2020	0.00018 (J)	
9/10/2020	<0.001	
3/15/2021	<0.001	
8/18/2021	<0.001	
3/1/2022		<0.001
8/9/2022		<0.001
2/14/2023		<0.001
8/9/2023		<0.001

ND substitution: RL or RL/2 if <15% NDs.

Mann-Whitney (Wilcoxon Rank Sum)

Constituent: Thallium (mg/L) Analysis Run 8/13/2024 10:28 AM View: Appendix I Mann-Whitney

Plant Wansley Client: Southern Company Data: Wansley Landfill

	GWA-4	GWA-4
8/31/2011	<0.001	
10/27/2011	<0.001	
12/14/2011	<0.001	
2/1/2012	<0.001	
7/23/2012	<0.001	
1/23/2013	<0.001	
7/17/2013	<0.001	
1/15/2014	<0.001	
6/25/2014	<0.001	
1/14/2015	0.0001 (J)	
7/21/2015	0.0001 (J)	
1/20/2016	<0.001	
3/23/2016	<0.001	
5/19/2016	<0.001	
7/21/2016	<0.001	
9/14/2016	<0.001	
11/10/2016	<0.001	
1/17/2017	<0.001	
3/16/2017	<0.001	
4/27/2017	<0.001	
8/2/2017	<0.001	
1/22/2018	<0.001	
6/19/2018	<0.001	
1/17/2019	<0.001	
6/24/2019	<0.001	
9/10/2019	<0.001	
3/10/2020	<0.001	
9/9/2020	<0.001	
3/15/2021	<0.001	
8/18/2021	<0.001	
3/1/2022		<0.001
8/9/2022		<0.001
2/14/2023		<0.001
8/9/2023		<0.001

ND substitution: RL or RL/2 if <15% NDs.

Mann-Whitney (Wilcoxon Rank Sum)

Constituent: Thallium (mg/L) Analysis Run 8/13/2024 10:28 AM View: Appendix I Mann-Whitney

Plant Wansley Client: Southern Company Data: Wansley Landfill

	GWC-11	GWC-11
9/13/2011	<0.001	
10/28/2011	<0.001	
12/4/2011	<0.001	
2/9/2012	<0.001	
7/18/2012	<0.001	
1/8/2013	<0.001	
7/9/2013	<0.001	
1/15/2014	<0.001	
6/25/2014	<0.001	
1/26/2016	<0.001	
3/29/2016	<0.001	
5/25/2016	<0.001	
7/25/2016	<0.001	
9/19/2016	<0.001	
11/16/2016	<0.001	
1/31/2017	<0.001	
3/23/2017	<0.001	
5/2/2017	<0.001	
8/7/2017	<0.001	
1/24/2018	<0.001	
6/20/2018	<0.001	
1/24/2019	<0.001	
6/26/2019	<0.001	
9/16/2019	<0.001	
3/16/2020	0.00067 (J)	
9/10/2020	<0.001	
3/17/2021	<0.001	
8/23/2021	<0.001	
3/7/2022		<0.001
8/15/2022		<0.001
2/21/2023		<0.001
8/14/2023		<0.001

ND substitution: RL or RL/2 if <15% NDs.

Mann-Whitney (Wilcoxon Rank Sum)

Constituent: Thallium (mg/L) Analysis Run 8/13/2024 10:28 AM View: Appendix I Mann-Whitney

Plant Wansley Client: Southern Company Data: Wansley Landfill

	GWC-12	GWC-12
9/13/2011	<0.001	
10/28/2011	<0.001	
12/4/2011	<0.001	
1/24/2012	<0.001	
7/11/2012	<0.001	
1/8/2013	<0.001	
7/10/2013	<0.001	
1/21/2014	<0.001	
7/1/2014	<0.001	
1/26/2016	<0.001	
3/29/2016	<0.001	
5/25/2016	<0.001	
7/22/2016	<0.001	
9/15/2016	<0.001	
11/16/2016	<0.001	
1/31/2017	<0.001	
3/23/2017	<0.001	
5/3/2017	<0.001	
8/7/2017	<0.001	
1/24/2018	<0.001	
6/26/2018	<0.001	
1/25/2019	<0.001	
6/26/2019	<0.001	
9/11/2019	<0.001	
3/18/2020	0.00037 (J)	
9/10/2020	<0.001	
3/16/2021	<0.001	
8/19/2021	0.00032 (J)	
3/7/2022		<0.001
8/16/2022		<0.001
2/15/2023		<0.001
8/14/2023		<0.001

ND substitution: RL or RL/2 if <15% NDs.

Mann-Whitney (Wilcoxon Rank Sum)

Constituent: Thallium (mg/L) Analysis Run 8/13/2024 10:28 AM View: Appendix I Mann-Whitney

Plant Wansley Client: Southern Company Data: Wansley Landfill

	GWC-13	GWC-13
9/13/2011	<0.001	
10/28/2011	<0.001	
12/4/2011	<0.001	
1/24/2012	<0.001	
7/11/2012	<0.001	
1/8/2013	<0.001	
7/10/2013	<0.001	
1/21/2014	<0.001	
7/1/2014	<0.001	
1/27/2016	<0.001	
3/29/2016	<0.001	
5/25/2016	<0.001	
7/26/2016	<0.001	
9/15/2016	<0.001	
11/17/2016	<0.001	
1/31/2017	<0.001	
3/23/2017	<0.001	
5/3/2017	<0.001	
8/4/2017	<0.001	
1/25/2018	<0.001	
6/20/2018	<0.001	
1/22/2019	<0.001	
6/25/2019	<0.001	
9/12/2019	<0.001	
3/12/2020	<0.001	
9/10/2020	0.00022 (J)	
3/17/2021	<0.001	
8/23/2021	<0.001	
3/8/2022		<0.001
8/15/2022		<0.001
2/21/2023		<0.001
8/16/2023		<0.001

ND substitution: RL or RL/2 if <15% NDs.

Mann-Whitney (Wilcoxon Rank Sum)

Constituent: Thallium (mg/L) Analysis Run 8/13/2024 10:28 AM View: Appendix I Mann-Whitney

Plant Wansley Client: Southern Company Data: Wansley Landfill

	GWC-14	GWC-14
9/13/2011	<0.001	
10/27/2011	<0.001	
12/3/2011	<0.001	
1/24/2012	<0.001	
7/11/2012	<0.001	
1/8/2013	<0.001	
7/10/2013	<0.001	
1/21/2014	0.0002 (J)	
7/1/2014	0.0001	
1/14/2015	0.0002 (J)	
7/22/2015	0.003 (JO)	
1/27/2016	0.000616 (J)	
3/30/2016	0.000411 (J)	
5/25/2016	0.000445 (J)	
7/26/2016	0.0013	
9/15/2016	0.00033 (J)	
11/17/2016	0.00041 (J)	
2/1/2017	0.00041 (J)	
3/23/2017	0.0004 (J)	
5/3/2017	0.00058	
8/7/2017	0.00046 (J)	
1/25/2018	0.00049 (J)	
6/20/2018	0.00038 (J)	
1/22/2019	0.00047 (J)	
6/25/2019	0.00046 (J)	
9/12/2019	0.00047 (J)	
3/17/2020	0.00055 (J)	
9/10/2020	0.00053 (J)	
3/17/2021	0.00043 (J)	
8/23/2021	0.00055 (J)	
3/7/2022		<0.001
8/16/2022		0.00039 (J)
2/17/2023		0.00044 (J)
8/14/2023		0.00079 (J)

ND substitution: RL or RL/2 if <15% NDs.

Mann-Whitney (Wilcoxon Rank Sum)

Constituent: Thallium (mg/L) Analysis Run 8/13/2024 10:28 AM View: Appendix I Mann-Whitney

Plant Wansley Client: Southern Company Data: Wansley Landfill

	GWC-15	GWC-15
9/16/2011	<0.001	
10/27/2011	<0.001	
12/3/2011	<0.001	
2/8/2012	<0.001	
7/11/2012	<0.001	
1/8/2013	<0.001	
7/2/2013	<0.001	
1/21/2014	<0.001	
6/24/2014	<0.001	
1/14/2015	<0.001	
7/22/2015	<0.001	
1/27/2016	<0.001	
3/30/2016	<0.001	
5/25/2016	<0.001	
7/26/2016	<0.001	
9/20/2016	<0.001	
11/17/2016	<0.001	
2/1/2017	<0.001	
3/23/2017	<0.001	
5/3/2017	<0.001	
8/4/2017	<0.001	
1/25/2018	<0.001	
6/20/2018	<0.001	
1/22/2019	<0.001	
6/25/2019	<0.001	
9/17/2019	<0.001	
3/16/2020	0.00025 (J)	
9/10/2020	0.00034 (J)	
3/18/2021	<0.001	
8/24/2021	<0.001	
3/7/2022		<0.001
8/16/2022		<0.001
2/21/2023		<0.001
8/14/2023		<0.001

ND substitution: RL or RL/2 if <15% NDs.

Mann-Whitney (Wilcoxon Rank Sum)

Constituent: Thallium (mg/L) Analysis Run 8/13/2024 10:28 AM View: Appendix I Mann-Whitney

Plant Wansley Client: Southern Company Data: Wansley Landfill

	GWC-19	GWC-19
8/30/2011	<0.001	
10/26/2011	<0.001	
12/3/2011	<0.001	
2/8/2012	<0.001	
7/11/2012	<0.001	
1/8/2013	<0.001	
7/16/2013	<0.001	
1/21/2014	0.0001 (J)	
6/24/2014	<0.001	
1/13/2015	<0.001	
7/23/2015	<0.001	
1/27/2016	<0.001	
3/30/2016	<0.001	
5/26/2016	<0.001	
7/25/2016	<0.001	
9/19/2016	<0.001	
11/17/2016	<0.001	
2/2/2017	<0.001	
3/24/2017	<0.001	
5/3/2017	<0.001	
8/7/2017	<0.001	
1/25/2018	<0.001	
6/21/2018	<0.001	
1/28/2019	<0.001	
6/26/2019	<0.001	
9/12/2019	<0.001	
3/18/2020	<0.001	
9/15/2020	<0.001	
3/17/2021	0.00033 (J)	
8/24/2021	<0.001	
3/8/2022		<0.001
8/11/2022		<0.001
2/21/2023		<0.001
8/9/2023		<0.001

ND substitution: RL or RL/2 if <15% NDs.

Mann-Whitney (Wilcoxon Rank Sum)

Constituent: Thallium (mg/L) Analysis Run 8/13/2024 10:28 AM View: Appendix I Mann-Whitney

Plant Wansley Client: Southern Company Data: Wansley Landfill

	GWC-20	GWC-20
8/31/2011	<0.001	
10/27/2011	<0.001	
12/4/2011	<0.001	
2/8/2012	<0.001	
7/11/2012	<0.001	
1/8/2013	<0.001	
7/16/2013	<0.001	
1/21/2014	<0.001	
6/24/2014	<0.001	
1/13/2015	<0.001	
7/23/2015	<0.001	
1/27/2016	<0.001	
3/30/2016	<0.001	
5/26/2016	<0.001	
7/25/2016	<0.001	
9/20/2016	<0.001	
11/17/2016	<0.001	
2/2/2017	<0.001	
3/28/2017	<0.001	
5/4/2017	<0.001	
8/7/2017	<0.001	
1/26/2018	<0.001	
6/21/2018	<0.001	
1/28/2019	<0.001	
6/25/2019	<0.001	
9/11/2019	<0.001	
3/18/2020	<0.001	
9/15/2020	<0.001	
3/16/2021	0.00035 (J)	
8/24/2021	<0.001	
3/7/2022		<0.001
8/16/2022		<0.001
2/22/2023		<0.001
8/9/2023		<0.001

ND substitution: RL or RL/2 if <15% NDs.

Mann-Whitney (Wilcoxon Rank Sum)

Constituent: Thallium (mg/L) Analysis Run 8/13/2024 10:28 AM View: Appendix I Mann-Whitney

Plant Wansley Client: Southern Company Data: Wansley Landfill

	GWC-21	GWC-21
8/31/2011	<0.001	
10/27/2011	<0.001	
12/4/2011	<0.001	
2/8/2012	<0.001	
7/17/2012	<0.001	
1/9/2013	<0.001	
7/16/2013	<0.001	
1/21/2014	<0.001	
6/24/2014	<0.001	
1/13/2015	<0.001	
7/23/2015	<0.001	
1/26/2016	<0.001	
3/30/2016	<0.001	
5/26/2016	<0.001	
7/26/2016	<0.001	
9/20/2016	<0.001	
11/17/2016	<0.001	
2/2/2017	<0.001	
3/28/2017	<0.001	
5/4/2017	<0.001	
8/7/2017	<0.001	
1/26/2018	<0.001	
6/20/2018	<0.001	
1/24/2019	<0.001	
6/25/2019	<0.001	
9/11/2019	0.00026 (J)	
3/18/2020	<0.001	
9/15/2020	<0.001	
3/16/2021	0.00034 (J)	
8/19/2021	0.00052 (J)	
3/7/2022		<0.001
8/16/2022		<0.001
2/21/2023		<0.001
8/9/2023		<0.001

ND substitution: RL or RL/2 if <15% NDs.

Mann-Whitney (Wilcoxon Rank Sum)

Constituent: Thallium (mg/L) Analysis Run 8/13/2024 10:28 AM View: Appendix I Mann-Whitney

Plant Wansley Client: Southern Company Data: Wansley Landfill

	GWC-22	GWC-22
9/15/2011	<0.001	
10/29/2011	<0.001	
12/13/2011	<0.001	
1/25/2012	<0.001	
7/18/2012	<0.001	
1/22/2013	<0.001	
7/16/2013	<0.001	
1/21/2014	<0.001	
6/25/2014	<0.001	
1/14/2015	<0.001	
7/23/2015	<0.001	
1/26/2016	<0.001	
3/31/2016	<0.001	
5/26/2016	<0.001	
7/26/2016	<0.001	
9/20/2016	<0.001	
11/17/2016	<0.001	
2/3/2017	<0.001	
3/28/2017	<0.001	
5/3/2017	<0.001	
8/8/2017	<0.001	
1/25/2018	<0.001	
6/20/2018	<0.001	
1/24/2019	<0.001	
6/25/2019	<0.001	
9/10/2019	<0.001	
3/18/2020	0.00066 (J)	
9/10/2020	<0.001	
3/15/2021	0.00052 (J)	
8/19/2021	0.00025 (J)	
3/8/2022		<0.001
8/17/2022		<0.001
2/14/2023		<0.001
8/14/2023		<0.001

ND substitution: RL or RL/2 if <15% NDs.

Mann-Whitney (Wilcoxon Rank Sum)

Constituent: Thallium (mg/L) Analysis Run 8/13/2024 10:28 AM View: Appendix I Mann-Whitney

Plant Wansley Client: Southern Company Data: Wansley Landfill

	GWC-23	GWC-23
9/16/2011	<0.001	
10/29/2011	<0.001	
12/13/2011	<0.001	
1/31/2012	<0.001	
7/18/2012	<0.001	
1/22/2013	<0.001	
7/23/2013	<0.001	
1/22/2014	<0.001	
7/1/2014	<0.001	
1/21/2016	<0.001	
3/29/2016	<0.001	
5/25/2016	<0.001	
7/27/2016	<0.001	
9/20/2016	<0.001	
11/18/2016	<0.001	
2/3/2017	<0.001	
3/28/2017	<0.001	
5/4/2017	<0.001	
8/8/2017	<0.001	
1/25/2018	<0.001	
6/20/2018	<0.001	
1/25/2019	<0.001	
6/26/2019	<0.001	
9/12/2019	<0.001	
3/18/2020	0.00024 (J)	
9/10/2020	<0.001	
3/18/2021	0.00051 (J)	
8/23/2021	<0.001	
3/9/2022		<0.001
8/16/2022		<0.001
2/21/2023		<0.001
8/15/2023		<0.001

ND substitution: RL or RL/2 if <15% NDs.

Mann-Whitney (Wilcoxon Rank Sum)

Constituent: Thallium (mg/L) Analysis Run 8/13/2024 10:28 AM View: Appendix I Mann-Whitney

Plant Wansley Client: Southern Company Data: Wansley Landfill

	GWC-24	GWC-24
7/8/2014	<0.001	
1/20/2016	<0.001	
3/30/2016	<0.001	
5/25/2016	<0.001	
7/27/2016	<0.001	
9/16/2016	<0.001	
11/18/2016	<0.001	
2/3/2017	<0.001	
3/29/2017	<0.001	
5/4/2017	<0.001	
8/8/2017	<0.001	
1/25/2018	<0.001	
6/27/2018	<0.001	
1/31/2019	<0.001	
6/26/2019	<0.001	
9/11/2019	0.00023 (J)	
3/12/2020	<0.001	
9/15/2020	<0.001	
3/18/2021	0.00025 (J)	
8/19/2021	<0.001	
3/10/2022		<0.001
8/18/2022		<0.001
2/16/2023		<0.001
8/16/2023		<0.001

ND substitution: RL or RL/2 if <15% NDs.

Mann-Whitney (Wilcoxon Rank Sum)

Constituent: Thallium (mg/L) Analysis Run 8/13/2024 10:28 AM View: Appendix I Mann-Whitney

Plant Wansley Client: Southern Company Data: Wansley Landfill

	GWC-25	GWC-25
9/17/2011	<0.001	
10/31/2011	<0.001	
12/14/2011	<0.001	
2/7/2012	<0.001	
7/17/2012	<0.001	
7/24/2013	<0.001	
1/23/2014	<0.001	
7/8/2014	<0.001	
1/21/2016	<0.001	
3/28/2016	<0.001	
5/25/2016	<0.001	
7/27/2016	<0.001	
9/19/2016	<0.001	
11/15/2016	<0.001	
1/24/2017	<0.001	
3/23/2017	<0.001	
5/2/2017	<0.001	
8/3/2017	<0.001	
1/25/2018	<0.001	
6/27/2018	<0.001	
1/24/2019	<0.001	
6/25/2019	<0.001	
9/11/2019	0.00028 (J)	
3/12/2020	<0.001	
9/14/2020	<0.001	
3/17/2021	0.00015 (J)	
8/19/2021	<0.001	
3/8/2022		<0.001
8/10/2022		<0.001
2/21/2023		<0.001
8/15/2023		<0.001

ND substitution: RL or RL/2 if <15% NDs.

Mann-Whitney (Wilcoxon Rank Sum)

Constituent: Thallium (mg/L) Analysis Run 8/13/2024 10:28 AM View: Appendix I Mann-Whitney

Plant Wansley Client: Southern Company Data: Wansley Landfill

	GWC-27	GWC-27
9/17/2011	<0.001	
10/29/2011	<0.001	
12/14/2011	<0.001	
1/25/2012	<0.001	
7/17/2012	<0.001	
1/24/2013	<0.001	
7/24/2013	<0.001	
1/23/2014	0.0001 (J)	
7/8/2014	0.0001	
1/22/2016	0.000193 (J)	
3/23/2016	<0.001	
5/24/2016	<0.001	
7/26/2016	0.00017 (J)	
9/19/2016	0.00016 (J)	
11/11/2016	<0.001	
1/20/2017	0.00016 (J)	
3/16/2017	0.00017 (J)	
4/28/2017	0.00018 (J)	
8/3/2017	0.00016 (J)	
1/19/2018	0.00016 (J)	
6/27/2018	0.00015 (J)	
1/24/2019	0.0002 (J)	
6/26/2019	0.00019 (J)	
9/12/2019	0.00021 (J)	
3/12/2020	0.0002 (J)	
9/9/2020	0.00017 (J)	
3/18/2021	0.00021 (J)	
8/23/2021	0.00018 (J)	
3/8/2022		<0.001
8/10/2022		<0.001
2/20/2023		<0.001
8/15/2023		<0.001

ND substitution: RL or RL/2 if <15% NDs.

Mann-Whitney (Wilcoxon Rank Sum)

Constituent: Thallium (mg/L) Analysis Run 8/13/2024 10:28 AM View: Appendix I Mann-Whitney

Plant Wansley Client: Southern Company Data: Wansley Landfill

	GWC-30	GWC-30
9/15/2011	<0.001	
10/28/2011	<0.001	
12/13/2011	<0.001	
2/8/2012	<0.001	
7/18/2012	<0.001	
1/24/2013	<0.001	
7/24/2013	<0.001	
1/23/2014	<0.001	
7/1/2014	<0.001	
1/19/2016	<0.001	
3/23/2016	<0.001	
5/20/2016	<0.001	
7/21/2016	<0.001	
9/20/2016	<0.001	
11/14/2016	<0.001	
1/24/2017	<0.001	
3/17/2017	<0.001	
5/1/2017	<0.001	
8/4/2017	<0.001	
1/24/2018	<0.001	
6/21/2018	<0.001	
1/30/2019	<0.001	
6/27/2019	<0.001	
9/10/2019	<0.001	
3/11/2020	<0.001	
9/10/2020	0.00021 (J)	
3/18/2021	<0.001	
8/23/2021	<0.001	
3/2/2022		<0.001
8/10/2022		<0.001
2/14/2023		<0.001
8/16/2023		<0.001

ND substitution: RL or RL/2 if <15% NDs.

Mann-Whitney (Wilcoxon Rank Sum)

Constituent: Thallium (mg/L) Analysis Run 8/13/2024 10:28 AM View: Appendix I Mann-Whitney

Plant Wansley Client: Southern Company Data: Wansley Landfill

	GWC-31	GWC-31
9/17/2011	<0.001	
10/31/2011	<0.001	
2/7/2012	<0.001	
1/23/2013	<0.001	
1/23/2014	<0.001	
7/1/2014	<0.001	
1/25/2016	<0.001	
3/30/2016	<0.001	
5/25/2016	<0.001	
7/27/2016	<0.001	
1/25/2017	<0.001	
3/23/2017	<0.001	
5/2/2017	<0.001	
7/19/2017	<0.001	
8/4/2017	<0.001	
1/23/2018	<0.001	
6/27/2018	<0.001	
1/31/2019	<0.001	
6/26/2019	<0.001	
9/11/2019	<0.001	
3/17/2020	0.00017 (J)	
9/11/2020	<0.001	
3/16/2021	<0.001	
8/25/2021	<0.001	
3/10/2022		<0.001
8/16/2022		<0.001
2/22/2023		<0.001
8/16/2023		<0.001

ND substitution: RL or RL/2 if <15% NDs.

Mann-Whitney (Wilcoxon Rank Sum)

Constituent: Thallium (mg/L) Analysis Run 8/13/2024 10:28 AM View: Appendix I Mann-Whitney

Plant Wansley Client: Southern Company Data: Wansley Landfill

	GWC-33	GWC-33
9/16/2011	<0.001	
10/30/2011	<0.001	
12/12/2011	<0.001	
2/1/2012	<0.001	
7/17/2012	<0.001	
1/23/2013	<0.001	
7/17/2013	<0.001	
1/23/2014	0.0002 (J)	
1/25/2016	0.000227 (J)	
3/23/2016	<0.001	
5/24/2016	0.000242 (J)	
7/22/2016	0.00022 (J)	
9/16/2016	0.00021 (J)	
11/17/2016	0.00017 (J)	
1/25/2017	<0.001	
3/23/2017	0.00017 (J)	
5/1/2017	0.00018 (J)	
8/4/2017	0.00016 (J)	
1/23/2018	0.00012 (J)	
6/26/2018	0.00013 (J)	
1/30/2019	<0.001	
6/26/2019	0.0002 (J)	
9/12/2019	<0.001	
3/12/2020	0.00035 (J)	
9/16/2020	<0.001	
3/18/2021	<0.001	
8/24/2021	0.00032 (J)	
3/9/2022		<0.001
8/15/2022		<0.001
2/20/2023		<0.001
8/15/2023		<0.001

ND substitution: RL or RL/2 if <15% NDs.

Mann-Whitney (Wilcoxon Rank Sum)

Constituent: Thallium (mg/L) Analysis Run 8/13/2024 10:28 AM View: Appendix I Mann-Whitney

Plant Wansley Client: Southern Company Data: Wansley Landfill

	GWC-34	GWC-34
9/16/2011	<0.001	
10/31/2011	<0.001	
12/12/2011	<0.001	
2/1/2012	<0.001	
7/16/2012	<0.001	
1/22/2013	<0.001	
7/17/2013	<0.001	
1/23/2014	<0.001	
6/25/2014	<0.001	
1/14/2015	<0.001	
1/21/2016	<0.001	
3/24/2016	<0.001	
5/23/2016	<0.001	
7/21/2016	<0.001	
9/15/2016	<0.001	
11/15/2016	<0.001	
1/25/2017	<0.001	
3/22/2017	<0.001	
5/1/2017	<0.001	
8/3/2017	<0.001	
1/23/2018	<0.001	
6/20/2018	<0.001	
1/28/2019	<0.001	
6/26/2019	0.00014 (J)	
9/11/2019	<0.001	
3/11/2020	<0.001	
9/11/2020	<0.001	
3/16/2021	<0.001	
8/24/2021	<0.001	
3/2/2022		<0.001
8/10/2022		<0.001
2/20/2023		<0.001
8/16/2023		<0.001

ND substitution: RL or RL/2 if <15% NDs.

Mann-Whitney (Wilcoxon Rank Sum)

Constituent: Thallium (mg/L) Analysis Run 8/13/2024 10:28 AM View: Appendix I Mann-Whitney

Plant Wansley Client: Southern Company Data: Wansley Landfill

	GWC-35	GWC-35
9/16/2011	<0.001	
10/31/2011	<0.001	
12/12/2011	<0.001	
2/1/2012	<0.001	
7/16/2012	<0.001	
1/22/2013	<0.001	
7/2/2013	<0.001	
1/21/2014	<0.001	
6/25/2014	0.0001	
1/14/2015	<0.001	
1/21/2016	<0.001	
3/24/2016	<0.001	
5/23/2016	<0.001	
7/21/2016	<0.001	
9/15/2016	<0.001	
11/15/2016	<0.001	
1/26/2017	<0.001	
3/22/2017	<0.001	
5/2/2017	<0.001	
8/3/2017	<0.001	
1/23/2018	<0.001	
6/19/2018	<0.001	
1/21/2019	<0.001	
6/26/2019	0.00019 (J)	
9/12/2019	<0.001	
3/11/2020	<0.001	
9/11/2020	0.0004 (J)	
3/16/2021	<0.001	
8/18/2021	<0.001	
3/2/2022		<0.001
8/15/2022		<0.001
2/20/2023		<0.001
8/16/2023		<0.001

ND substitution: RL or RL/2 if <15% NDs.

Mann-Whitney (Wilcoxon Rank Sum)

Constituent: Thallium (mg/L) Analysis Run 8/13/2024 10:28 AM View: Appendix I Mann-Whitney

Plant Wansley Client: Southern Company Data: Wansley Landfill

	GWC-6	GWC-6
8/31/2011	<0.001	
10/30/2011	<0.001	
12/5/2011	<0.001	
1/25/2012	<0.001	
7/23/2012	<0.001	
7/24/2012	<0.001	
1/8/2013	<0.001	
7/9/2013	<0.001	
1/15/2014	<0.001	
6/25/2014	<0.001	
7/24/2015	7E-05 (J)	
1/20/2016	6.7E-05 (J)	
3/28/2016	<0.001	
5/24/2016	<0.001	
7/21/2016	<0.001	
9/15/2016	<0.001	
11/16/2016	0.00012 (J)	
1/26/2017	<0.001	
3/22/2017	<0.001	
5/2/2017	<0.001	
8/3/2017	<0.001	
1/23/2018	<0.001	
6/25/2018	0.00011 (J)	
1/30/2019	<0.001	
6/26/2019	<0.001	
9/12/2019	0.00017 (J)	
3/16/2020	0.00015 (J)	
9/11/2020	0.00025 (J)	
3/17/2021	<0.001	
8/18/2021	<0.001	
3/2/2022		<0.001
8/11/2022		<0.001
2/20/2023		<0.001
8/14/2023		<0.001

ND substitution: RL or RL/2 if <15% NDs.

Mann-Whitney (Wilcoxon Rank Sum)

Constituent: Thallium (mg/L) Analysis Run 8/13/2024 10:28 AM View: Appendix I Mann-Whitney

Plant Wansley Client: Southern Company Data: Wansley Landfill

	GWC-7	GWC-7
9/7/2011	<0.001	
10/30/2011	<0.001	
12/5/2011	<0.001	
1/25/2012	<0.001	
7/18/2012	<0.001	
1/7/2013	<0.001	
7/9/2013	<0.001	
1/14/2014	<0.001	
6/24/2014	<0.001	
1/26/2016	8.5E-05 (J)	
3/29/2016	<0.001	
5/24/2016	<0.001	
7/22/2016	<0.001	
9/15/2016	<0.001	
11/16/2016	<0.001	
1/26/2017	<0.001	
3/22/2017	<0.001	
5/2/2017	<0.001	
8/4/2017	<0.001	
1/23/2018	<0.001	
6/25/2018	<0.001	
1/21/2019	<0.001	
6/25/2019	<0.001	
9/10/2019	<0.001	
3/12/2020	<0.001	
9/14/2020	<0.001	
3/16/2021	<0.001	
8/19/2021	<0.001	
3/2/2022		<0.001
8/11/2022		<0.001
2/21/2023		<0.001
8/9/2023		<0.001

ND substitution: RL or RL/2 if <15% NDs.

Mann-Whitney (Wilcoxon Rank Sum)

Constituent: Thallium (mg/L) Analysis Run 8/13/2024 10:28 AM View: Appendix I Mann-Whitney

Plant Wansley Client: Southern Company Data: Wansley Landfill

	GWC-8	GWC-8
9/7/2011	<0.001	
10/30/2011	<0.001	
12/5/2011	<0.001	
1/19/2012	<0.001	
7/18/2012	<0.001	
1/7/2013	<0.001	
7/9/2013	<0.001	
1/14/2014	<0.001	
6/24/2014	<0.001	
1/26/2016	<0.001	
3/29/2016	<0.001	
5/24/2016	<0.001	
7/26/2016	<0.001	
9/19/2016	<0.001	
11/16/2016	9E-05 (J)	
1/26/2017	0.00012 (J)	
3/23/2017	<0.001	
5/3/2017	0.00016 (J)	
8/7/2017	0.0001 (J)	
1/24/2018	<0.001	
6/21/2018	<0.001	
1/22/2019	<0.001	
6/25/2019	<0.001	
9/10/2019	<0.001	
3/12/2020	0.00064 (J)	
9/14/2020	<0.001	
3/16/2021	<0.001	
8/20/2021	0.00028 (J)	
3/2/2022		<0.001
8/11/2022		<0.001
2/15/2023		<0.001
8/9/2023		<0.001

ND substitution: RL or RL/2 if <15% NDs.

Mann-Whitney (Wilcoxon Rank Sum)

Constituent: Thallium (mg/L) Analysis Run 8/13/2024 10:28 AM View: Appendix I Mann-Whitney

Plant Wansley Client: Southern Company Data: Wansley Landfill

	GWC-9	GWC-9
9/7/2011	<0.001	
10/30/2011	<0.001	
12/4/2011	<0.001	
1/19/2012	<0.001	
7/18/2012	<0.001	
1/8/2013	<0.001	
7/9/2013	<0.001	
1/14/2014	<0.001	
6/24/2014	<0.001	
1/26/2016	7.3E-05 (J)	
3/29/2016	<0.001	
5/24/2016	<0.001	
7/25/2016	<0.001	
9/19/2016	0.00026 (J)	
11/16/2016	0.00015 (J)	
1/31/2017	<0.001	
3/23/2017	<0.001	
5/2/2017	<0.001	
8/7/2017	<0.001	
1/24/2018	<0.001	
6/21/2018	<0.001	
1/22/2019	<0.001	
6/25/2019	<0.001	
9/16/2019	<0.001	
3/16/2020	0.00044 (J)	
9/11/2020	0.00017 (J)	
3/16/2021	0.00017 (J)	
8/25/2021	<0.001	
3/9/2022		<0.001
8/16/2022		0.00026 (J)
2/15/2023		<0.001
8/9/2023		<0.001

ND substitution: RL or RL/2 if <15% NDs.

Mann-Whitney (Wilcoxon Rank Sum)

Constituent: Vanadium (mg/L) Analysis Run 8/13/2024 10:28 AM View: Appendix I Mann-Whitney

Plant Wansley Client: Southern Company Data: Wansley Landfill

	GWA-1	GWA-1
9/16/2011	<0.002	
10/27/2011	<0.002	
12/13/2011	<0.002	
1/31/2012	<0.002	
7/18/2012	<0.002	
1/24/2013	<0.002	
7/17/2013	<0.002	
1/21/2014	<0.002	
6/25/2014	<0.002	
1/14/2015	<0.002	
7/21/2015	<0.002	
1/21/2016	<0.002	
1/19/2017	<0.002	
8/3/2017	<0.002	
1/19/2018	<0.002	
6/19/2018	<0.002	
1/17/2019	0.0012	
6/24/2019	0.0028	
9/9/2019	<0.002	
3/10/2020	<0.002	
9/9/2020	<0.002	
3/15/2021	<0.002	
8/16/2021	<0.002	
2/28/2022		<0.002
8/9/2022		<0.002
2/14/2023		0.00074 (J)
8/9/2023		<0.002

ND substitution: RL or RL/2 if <15% NDs.

Mann-Whitney (Wilcoxon Rank Sum)

Constituent: Vanadium (mg/L) Analysis Run 8/13/2024 10:28 AM View: Appendix I Mann-Whitney

Plant Wansley Client: Southern Company Data: Wansley Landfill

	GWA-2	GWA-2
9/17/2011	<0.002	
10/27/2011	<0.002	
12/14/2011	<0.002	
2/7/2012	<0.002	
7/23/2012	<0.002	
1/23/2013	<0.002	
7/24/2013	<0.002	
1/22/2014	<0.002	
7/1/2014	0.0012 (J)	
1/22/2015	0.0013 (J)	
7/22/2015	<0.002	
1/20/2016	<0.002	
1/19/2017	<0.002	
8/2/2017	<0.002	
1/19/2018	<0.002	
6/19/2018	0.0024 (J)	
1/17/2019	0.0016	
6/24/2019	0.0018	
9/10/2019	0.0011	
3/10/2020	<0.002	
9/10/2020	<0.002	
3/15/2021	<0.002	
8/18/2021	0.0011	
3/1/2022		<0.002
8/9/2022		<0.002
2/14/2023		<0.002
8/9/2023		<0.002

ND substitution: RL or RL/2 if <15% NDs.

Mann-Whitney (Wilcoxon Rank Sum)

Constituent: Vanadium (mg/L) Analysis Run 8/13/2024 10:28 AM View: Appendix I Mann-Whitney

Plant Wansley Client: Southern Company Data: Wansley Landfill

	GWA-28	GWA-28
9/16/2011	<0.002	
10/28/2011	<0.002	
12/12/2011	<0.002	
1/25/2012	<0.002	
7/16/2012	<0.002	
1/24/2013	<0.002	
7/23/2013	<0.002	
1/22/2014	0.00072 (J)	
7/1/2014	<0.002	
1/21/2015	<0.002	
7/21/2015	<0.002	
1/22/2016	<0.002	
1/17/2017	<0.002	
8/1/2017	<0.002	
1/19/2018	<0.002	
6/19/2018	<0.002	
1/21/2019	0.0012	
6/25/2019	0.0025	
9/10/2019	0.0012	
3/10/2020	<0.002	
9/9/2020	<0.002	
3/15/2021	<0.002	
8/16/2021	0.0011	
3/1/2022		<0.002
8/9/2022		<0.002
2/14/2023		<0.002
8/9/2023		0.00084 (J)

ND substitution: RL or RL/2 if <15% NDs.

Mann-Whitney (Wilcoxon Rank Sum)

Constituent: Vanadium (mg/L) Analysis Run 8/13/2024 10:28 AM View: Appendix I Mann-Whitney

Plant Wansley Client: Southern Company Data: Wansley Landfill

	GWA-29	GWA-29
9/17/2011	<0.002	
10/28/2011	<0.002	
12/12/2011	<0.002	
1/31/2012	<0.002	
7/17/2012	<0.002	
1/24/2013	<0.002	
7/24/2013	<0.002	
1/22/2014	<0.002	
7/8/2014	<0.002 (D)	
1/21/2015	<0.002	
7/22/2015	<0.002	
1/19/2016	<0.002 (D)	
1/17/2017	<0.002	
8/1/2017	<0.002 (*)	
1/19/2018	<0.002	
6/19/2018	0.0014 (J)	
1/18/2019	0.0015	
6/25/2019	0.0023	
9/10/2019	<0.002	
3/10/2020	<0.002	
9/9/2020	<0.002	
3/15/2021	0.0017	
8/18/2021	0.0012	
3/2/2022		<0.002
8/9/2022		<0.002
2/13/2023		<0.002
8/8/2023		<0.002

ND substitution: RL or RL/2 if <15% NDs.

Mann-Whitney (Wilcoxon Rank Sum)

Constituent: Vanadium (mg/L) Analysis Run 8/13/2024 10:28 AM View: Appendix I Mann-Whitney

Plant Wansley Client: Southern Company Data: Wansley Landfill

	GWA-3	GWA-3
8/31/2011	<0.002	
6/25/2014	<0.002	
7/21/2015	<0.002	
8/1/2017	<0.002	
6/20/2018	<0.002	
1/18/2019	0.0019	
6/25/2019	0.0028	
9/11/2019	0.0014	
3/10/2020	<0.002	
9/9/2020	0.0018	
3/15/2021		<0.002
8/18/2021		0.0015
3/1/2022		0.0012
8/9/2022		<0.002
2/14/2023		<0.002
8/8/2023		<0.002

ND substitution: RL or RL/2 if <15% NDs.

Mann-Whitney (Wilcoxon Rank Sum)

Constituent: Vanadium (mg/L) Analysis Run 8/13/2024 10:28 AM View: Appendix I Mann-Whitney

Plant Wansley Client: Southern Company Data: Wansley Landfill

	GWA-4	GWA-4
8/31/2011	<0.002	
10/27/2011	<0.002	
12/14/2011	<0.002	
2/1/2012	<0.002	
7/23/2012	<0.002	
1/23/2013	<0.002	
7/17/2013	<0.002	
1/15/2014	0.0016 (J)	
6/25/2014	0.00084 (J)	
1/14/2015	0.0014 (J)	
7/21/2015	<0.002	
1/20/2016	<0.002	
1/17/2017	<0.002	
8/2/2017	<0.002	
1/22/2018	0.002 (J)	
6/19/2018	0.0019 (J)	
1/17/2019	0.0016	
6/24/2019	0.002	
9/10/2019	<0.002	
3/10/2020	<0.002	
9/9/2020	<0.002	
3/15/2021	<0.002	
8/18/2021	0.0011	
3/1/2022		<0.002
8/9/2022		<0.002
2/14/2023		0.00074 (J)
8/9/2023		<0.002

ND substitution: RL or RL/2 if <15% NDs.

Mann-Whitney (Wilcoxon Rank Sum)

Constituent: Vanadium (mg/L) Analysis Run 8/13/2024 10:28 AM View: Appendix I Mann-Whitney

Plant Wansley Client: Southern Company Data: Wansley Landfill

	GWC-10	GWC-10
1/25/2016	<0.002	
2/1/2017	0.0032	
8/8/2017	<0.002	
1/25/2018	0.003	
6/21/2018	0.0018 (J)	
1/31/2019	0.0015	
6/26/2019	0.0014	
9/17/2019	<0.002	
3/17/2020	<0.002	
9/10/2020	<0.002	
3/18/2021		<0.002
8/20/2021		<0.002
3/8/2022		<0.002
8/16/2022		0.0012
2/15/2023		<0.002
8/10/2023		<0.002

ND substitution: RL or RL/2 if <15% NDs.

Mann-Whitney (Wilcoxon Rank Sum)

Constituent: Vanadium (mg/L) Analysis Run 8/13/2024 10:28 AM View: Appendix I Mann-Whitney

Plant Wansley Client: Southern Company Data: Wansley Landfill

	GWC-11	GWC-11
9/13/2011	0.0064	
10/28/2011	<0.0025	
12/4/2011	<0.0025	
2/9/2012	<0.0025	
7/18/2012	0.0062	
1/8/2013	<0.0025	
7/9/2013	0.0053	
1/15/2014	0.0064	
6/25/2014	0.0064	
1/21/2015	0.0059	
7/28/2015	0.0054	
1/26/2016	0.0019 (J)	
1/31/2017	0.0029	
8/7/2017	0.0024 (J)	
1/24/2018	<0.0025	
6/20/2018	0.003	
1/24/2019	0.0032	
6/26/2019	0.0035	
9/16/2019	0.0035	
3/16/2020	0.0027	
9/10/2020	0.0028	
3/17/2021	0.0029	
8/23/2021	0.0025	
3/7/2022		0.0025
8/15/2022		0.0023
2/21/2023		0.0023
8/14/2023		0.0019 (J)

ND substitution: RL or RL/2 if <15% NDs.

Mann-Whitney (Wilcoxon Rank Sum)

Constituent: Vanadium (mg/L) Analysis Run 8/13/2024 10:28 AM View: Appendix I Mann-Whitney

Plant Wansley Client: Southern Company Data: Wansley Landfill

	GWC-12	GWC-12
9/13/2011	<0.002	
10/28/2011	<0.002	
12/4/2011	<0.002	
1/24/2012	<0.002	
7/11/2012	<0.002	
1/8/2013	<0.002	
7/10/2013	<0.002	
1/21/2014	<0.002	
7/1/2014	<0.002	
1/21/2015	<0.002	
7/28/2015	<0.002	
1/26/2016	<0.002	
1/31/2017	<0.002	
8/7/2017	<0.002	
1/24/2018	<0.002	
6/26/2018	<0.002	
1/25/2019	<0.002	
6/26/2019	0.0013	
9/11/2019	0.0011	
3/18/2020	<0.002	
9/10/2020	<0.002	
3/16/2021	<0.002	
8/19/2021	<0.002	
3/7/2022		<0.002
8/16/2022		<0.002
2/15/2023		<0.002
8/14/2023		<0.002

ND substitution: RL or RL/2 if <15% NDs.

Mann-Whitney (Wilcoxon Rank Sum)

Constituent: Vanadium (mg/L) Analysis Run 8/13/2024 10:28 AM View: Appendix I Mann-Whitney

Plant Wansley Client: Southern Company Data: Wansley Landfill

	GWC-13	GWC-13
9/13/2011	<0.002	
10/28/2011	<0.002	
12/4/2011	<0.002	
1/24/2012	<0.002	
7/11/2012	<0.002	
1/8/2013	<0.002	
7/10/2013	<0.002	
1/21/2014	<0.002	
7/1/2014	<0.002	
1/21/2015	<0.002	
7/28/2015	<0.002	
1/27/2016	<0.002	
1/31/2017	0.0015 (J)	
8/4/2017	<0.002	
1/25/2018	<0.002	
6/20/2018	<0.002	
1/22/2019	0.0015	
6/25/2019	0.0021	
9/12/2019	0.0015	
3/12/2020	<0.002	
9/10/2020	<0.002	
3/17/2021	<0.002	
8/23/2021	<0.002	
3/8/2022		<0.002
8/15/2022		<0.002
2/21/2023		<0.002
8/16/2023		<0.002

ND substitution: RL or RL/2 if <15% NDs.

Mann-Whitney (Wilcoxon Rank Sum)

Constituent: Vanadium (mg/L) Analysis Run 8/13/2024 10:28 AM View: Appendix I Mann-Whitney

Plant Wansley Client: Southern Company Data: Wansley Landfill

	GWC-14	GWC-14
9/13/2011	<0.002	
10/27/2011	<0.002	
12/3/2011	<0.002	
1/24/2012	<0.002	
7/11/2012	<0.002	
1/8/2013	<0.002	
7/10/2013	<0.002	
1/21/2014	<0.002	
7/1/2014	<0.002	
1/14/2015	<0.002	
7/22/2015	<0.002	
1/27/2016	<0.002	
2/1/2017	0.002 (J)	
8/7/2017	<0.002	
1/25/2018	<0.002	
6/20/2018	0.0016 (J)	
1/22/2019	<0.002	
6/25/2019	0.0014	
9/12/2019	0.0012	
3/17/2020	<0.002	
9/10/2020	<0.002	
3/17/2021	<0.002	
8/23/2021	<0.002	
3/7/2022		<0.002
8/16/2022		<0.002
2/17/2023		<0.002
8/14/2023		<0.002

ND substitution: RL or RL/2 if <15% NDs.

Mann-Whitney (Wilcoxon Rank Sum)

Constituent: Vanadium (mg/L) Analysis Run 8/13/2024 10:28 AM View: Appendix I Mann-Whitney

Plant Wansley Client: Southern Company Data: Wansley Landfill

	GWC-15	GWC-15
9/16/2011	<0.002	
10/27/2011	<0.002	
12/3/2011	<0.002	
2/8/2012	<0.002	
7/11/2012	<0.002	
1/8/2013	<0.002	
7/2/2013	<0.002	
1/21/2014	<0.002	
6/24/2014	<0.002	
1/14/2015	<0.002	
7/22/2015	<0.002	
1/27/2016	<0.002	
2/1/2017	0.0016 (J)	
8/4/2017	<0.002	
1/25/2018	0.003	
6/20/2018	<0.002	
1/22/2019	0.0012	
6/25/2019	0.0019	
9/17/2019	0.0013	
3/16/2020	<0.002	
9/10/2020	<0.002	
3/18/2021	<0.002	
8/24/2021	0.0012	
3/7/2022		<0.002
8/16/2022		<0.002
2/21/2023		<0.002
8/14/2023		<0.002

ND substitution: RL or RL/2 if <15% NDs.

Mann-Whitney (Wilcoxon Rank Sum)

Constituent: Vanadium (mg/L) Analysis Run 8/13/2024 10:28 AM View: Appendix I Mann-Whitney

Plant Wansley Client: Southern Company Data: Wansley Landfill

	GWC-16	GWC-16
8/30/2011	0.0028	
10/26/2011	<0.005	
12/3/2011	<0.005	
1/25/2012	<0.005	
7/11/2012	<0.005	
1/8/2013	<0.005	
7/2/2013	<0.005	
1/14/2014	0.0036 (J)	
6/25/2014	0.0033 (J)	
1/13/2015	0.0037 (J)	
7/22/2015	0.0031 (J)	
1/27/2016	0.0035 (J)	
2/1/2017	0.0067	
8/7/2017	0.005	
1/25/2018	0.0058	
6/20/2018	0.0039	
1/25/2019	0.0052	
6/25/2019	0.0056	
9/11/2019	0.0048	
3/17/2020	0.0044	
9/11/2020	0.0039	
3/17/2021	0.004	
8/20/2021	0.0047	
3/8/2022		0.0039
8/16/2022		0.0043
2/20/2023		0.004
8/14/2023		0.0044

ND substitution: RL or RL/2 if <15% NDs.

Mann-Whitney (Wilcoxon Rank Sum)

Constituent: Vanadium (mg/L) Analysis Run 8/13/2024 10:28 AM View: Appendix I Mann-Whitney

Plant Wansley Client: Southern Company Data: Wansley Landfill

	GWC-17	GWC-17
8/30/2011	<0.0025	
10/27/2011	<0.0025	
12/3/2011	<0.0025	
1/25/2012	<0.0025	
7/11/2012	<0.0025	
1/8/2013	<0.0025	
7/16/2013	<0.0025	
1/14/2014	0.0019 (J)	
6/25/2014	0.001 (J)	
1/14/2015	0.0014 (J)	
7/28/2015	0.0027 (J)	
1/27/2016	0.0018 (J)	
2/1/2017	0.0044	
8/7/2017	<0.0025	
1/25/2018	0.0042	
6/26/2018	0.0023 (J)	
1/24/2019	0.0027	
6/25/2019	0.005	
9/11/2019	0.0023	
3/17/2020	0.0024	
9/14/2020	0.0017	
3/16/2021	0.0023	
8/20/2021	0.0032	
3/8/2022		0.0019
8/11/2022		0.002
2/20/2023		0.0021
8/10/2023		0.0024

ND substitution: RL or RL/2 if <15% NDs.

Mann-Whitney (Wilcoxon Rank Sum)

Constituent: Vanadium (mg/L) Analysis Run 8/13/2024 10:28 AM View: Appendix I Mann-Whitney

Plant Wansley Client: Southern Company Data: Wansley Landfill

	GWC-18	GWC-18
8/30/2011	<0.0025	
10/26/2011	<0.0025	
12/3/2011	<0.0025	
2/8/2012	<0.0025	
7/11/2012	<0.0025	
1/8/2013	<0.0025	
7/16/2013	<0.0025	
1/14/2014	0.0022 (J)	
6/24/2014	<0.0025	
1/13/2015	0.00084 (J)	
7/23/2015	<0.0025	
1/27/2016	0.00096 (J)	
2/1/2017	0.0036	
8/7/2017	<0.0025	
1/25/2018	<0.0025	
6/21/2018	<0.0025	
1/28/2019	0.0015	
6/27/2019	0.0031	
9/11/2019	0.0017	
3/17/2020	0.0015	
9/14/2020	0.0018	
3/16/2021	0.0017	
8/24/2021	0.0019	
3/8/2022		0.0014
8/11/2022		0.0011
2/20/2023		0.0011 (J)
8/9/2023		0.0015 (J)

ND substitution: RL or RL/2 if <15% NDs.

Mann-Whitney (Wilcoxon Rank Sum)

Constituent: Vanadium (mg/L) Analysis Run 8/13/2024 10:28 AM View: Appendix I Mann-Whitney

Plant Wansley Client: Southern Company Data: Wansley Landfill

	GWC-19	GWC-19
8/30/2011	<0.002	
10/26/2011	<0.002	
12/3/2011	<0.002	
2/8/2012	<0.002	
7/11/2012	<0.002	
1/8/2013	<0.002	
7/16/2013	<0.002	
1/21/2014	<0.002	
6/24/2014	<0.002	
1/13/2015	<0.002	
7/23/2015	0.0016 (J)	
1/27/2016	<0.002	
2/2/2017	0.0015 (J)	
8/7/2017	0.0016 (J)	
1/25/2018	0.0021 (J)	
6/21/2018	<0.002	
1/28/2019	<0.002	
6/26/2019	0.0023	
9/12/2019	0.0015	
3/18/2020	0.0011	
9/15/2020	0.0012	
3/17/2021	0.001	
8/24/2021	0.0016	
3/8/2022		0.0011
8/11/2022		<0.002
2/21/2023		<0.002
8/9/2023		<0.002

ND substitution: RL or RL/2 if <15% NDs.

Mann-Whitney (Wilcoxon Rank Sum)

Constituent: Vanadium (mg/L) Analysis Run 8/13/2024 10:28 AM View: Appendix I Mann-Whitney

Plant Wansley Client: Southern Company Data: Wansley Landfill

	GWC-20	GWC-20
8/31/2011	0.0035	
10/27/2011	<0.005	
12/4/2011	<0.005	
2/8/2012	<0.005	
7/11/2012	<0.005	
1/8/2013	<0.005	
7/16/2013	<0.005	
1/21/2014	<0.005	
6/24/2014	0.00089 (J)	
1/13/2015	0.0013 (J)	
7/23/2015	0.0027 (J)	
1/27/2016	0.0012 (J)	
2/2/2017	0.0031	
8/7/2017	0.0041	
1/26/2018	0.0044	
6/21/2018	0.0017 (J)	
1/28/2019	0.0019	
6/25/2019	0.0038	
9/11/2019	0.0027	
3/18/2020	0.0016	
9/15/2020	0.0021	
3/16/2021	0.0019	
8/24/2021	0.0018	
3/7/2022		0.0017
8/16/2022		0.0026
2/22/2023		0.0014 (J)
8/9/2023		0.0015 (J)

ND substitution: RL or RL/2 if <15% NDs.

Mann-Whitney (Wilcoxon Rank Sum)

Constituent: Vanadium (mg/L) Analysis Run 8/13/2024 10:28 AM View: Appendix I Mann-Whitney

Plant Wansley Client: Southern Company Data: Wansley Landfill

	GWC-21	GWC-21
8/31/2011	<0.002	
10/27/2011	<0.002	
12/4/2011	<0.002	
2/8/2012	<0.002	
7/17/2012	<0.002	
1/9/2013	<0.002	
7/16/2013	<0.002	
1/21/2014	<0.002	
6/24/2014	<0.002	
1/13/2015	<0.002	
7/23/2015	<0.002	
1/26/2016	<0.002	
2/2/2017	0.0028	
8/7/2017	0.0014 (J)	
1/26/2018	<0.002	
6/20/2018	<0.002	
1/24/2019	<0.002	
6/25/2019	0.0021	
9/11/2019	<0.002	
3/18/2020	<0.002	
9/15/2020	<0.002	
3/16/2021	<0.002	
8/19/2021	<0.002	
3/7/2022		<0.002
8/16/2022		<0.002
2/21/2023		<0.002
8/9/2023		<0.002

ND substitution: RL or RL/2 if <15% NDs.

Mann-Whitney (Wilcoxon Rank Sum)

Constituent: Vanadium (mg/L) Analysis Run 8/13/2024 10:28 AM View: Appendix I Mann-Whitney

Plant Wansley Client: Southern Company Data: Wansley Landfill

	GWC-22	GWC-22
9/15/2011	0.005	
10/29/2011	<0.01	
12/13/2011	<0.01	
1/25/2012	<0.01	
7/18/2012	0.0074	
1/22/2013	0.0071	
7/16/2013	0.0075	
1/21/2014	0.0061	
6/25/2014	0.007	
1/14/2015	0.0063	
7/23/2015	0.0066	
1/26/2016	0.0058	
2/3/2017	0.0082	
8/8/2017	0.0058	
1/25/2018	0.0063	
6/20/2018	0.006	
1/24/2019	0.0065	
6/25/2019	0.0092	
9/10/2019	0.0082	
3/18/2020	0.0069	
9/10/2020	0.0061	
3/15/2021	0.0068	
8/19/2021	0.0063	
3/8/2022		0.009
8/17/2022		0.0067
2/14/2023		0.005
8/14/2023		0.0061

ND substitution: RL or RL/2 if <15% NDs.

Mann-Whitney (Wilcoxon Rank Sum)

Constituent: Vanadium (mg/L) Analysis Run 8/13/2024 10:28 AM View: Appendix I Mann-Whitney

Plant Wansley Client: Southern Company Data: Wansley Landfill

	GWC-23	GWC-23
9/16/2011	<0.002	
10/29/2011	<0.002	
12/13/2011	<0.002	
1/31/2012	<0.002	
7/18/2012	<0.002	
1/22/2013	<0.002	
7/23/2013	<0.002	
1/22/2014	<0.002	
7/1/2014	<0.002	
1/22/2015	<0.002	
7/29/2015	0.0011 (J)	
1/21/2016	<0.002	
2/3/2017	0.0016 (J)	
8/8/2017	<0.002	
1/25/2018	0.0014 (J)	
6/20/2018	<0.002	
1/25/2019	0.0012	
6/26/2019	0.0019	
9/12/2019	0.001	
3/18/2020	<0.002	
9/10/2020	<0.002	
3/18/2021	0.001	
8/23/2021	<0.002	
3/9/2022		0.00093 (J)
8/16/2022		<0.002
2/21/2023		<0.002
8/15/2023		<0.002

ND substitution: RL or RL/2 if <15% NDs.

Mann-Whitney (Wilcoxon Rank Sum)

Constituent: Vanadium (mg/L) Analysis Run 8/13/2024 10:28 AM View: Appendix I Mann-Whitney

Plant Wansley Client: Southern Company Data: Wansley Landfill

	GWC-24	GWC-24
7/8/2014	<0.002	
7/31/2015	<0.002	
1/20/2016	<0.002	
2/3/2017	0.0015 (J)	
8/8/2017	<0.002	
1/25/2018	<0.002	
6/27/2018	<0.002	
1/31/2019	0.0015	
6/26/2019	0.0014	
9/11/2019	<0.002	
3/12/2020	<0.002	
9/15/2020	<0.002	
3/18/2021		<0.002
8/19/2021		<0.002
3/10/2022		<0.002
8/18/2022		0.00094 (J)
2/16/2023		<0.002
8/16/2023		<0.002

ND substitution: RL or RL/2 if <15% NDs.

Mann-Whitney (Wilcoxon Rank Sum)

Constituent: Vanadium (mg/L) Analysis Run 8/13/2024 10:28 AM View: Appendix I Mann-Whitney

Plant Wansley Client: Southern Company Data: Wansley Landfill

	GWC-25	GWC-25
9/17/2011	0.0074 (o)	
10/31/2011	<0.002	
12/14/2011	<0.002	
2/7/2012	<0.002	
7/17/2012	<0.002	
7/24/2013	<0.002	
1/23/2014	0.00082 (J)	
7/8/2014	<0.002	
1/21/2015	0.0013 (J)	
7/30/2015	0.0018 (J)	
1/21/2016	0.0017 (J)	
1/24/2017	0.0077 (o)	
8/3/2017	<0.002	
1/25/2018	<0.002	
6/27/2018	<0.002	
1/24/2019	0.0018	
6/25/2019	0.0019	
9/11/2019	0.0013	
3/12/2020	0.0011	
9/14/2020	<0.002	
3/17/2021	<0.002	
8/19/2021	<0.002	
3/8/2022		<0.002
8/10/2022		<0.002
2/21/2023		<0.002
8/15/2023		<0.002

ND substitution: RL or RL/2 if <15% NDs.

Mann-Whitney (Wilcoxon Rank Sum)

Constituent: Vanadium (mg/L) Analysis Run 8/13/2024 10:28 AM View: Appendix I Mann-Whitney

Plant Wansley Client: Southern Company Data: Wansley Landfill

	GWC-26	GWC-26
9/17/2011	<0.002	
10/29/2011	<0.002	
12/14/2011	<0.002	
2/7/2012	<0.002	
7/17/2012	<0.002	
1/24/2013	<0.002	
7/24/2013	<0.002	
1/23/2014	<0.002	
7/8/2014	<0.002	
1/21/2015	<0.002	
7/31/2015	<0.002	
1/25/2016	<0.002	
1/19/2017	<0.002	
8/3/2017	<0.002	
1/22/2018	<0.002	
6/27/2018	<0.002	
1/24/2019	0.0013	
6/25/2019	0.0024	
9/12/2019	0.0014	
3/13/2020	<0.002	
9/15/2020	<0.002	
3/17/2021	<0.002	
8/19/2021	<0.002	
3/9/2022		<0.002
8/10/2022		<0.002
2/21/2023		<0.002
8/16/2023		<0.002

ND substitution: RL or RL/2 if <15% NDs.

Mann-Whitney (Wilcoxon Rank Sum)

Constituent: Vanadium (mg/L) Analysis Run 8/13/2024 10:28 AM View: Appendix I Mann-Whitney

Plant Wansley Client: Southern Company Data: Wansley Landfill

	GWC-27	GWC-27
9/17/2011	<0.002	
10/29/2011	<0.002	
12/14/2011	<0.002	
1/25/2012	<0.002	
7/17/2012	<0.002	
1/24/2013	<0.002	
7/24/2013	<0.002	
1/23/2014	<0.002	
7/8/2014	<0.002	
1/21/2015	<0.002	
7/30/2015	<0.002	
1/22/2016	<0.002	
1/20/2017	<0.002	
8/3/2017	<0.002	
1/19/2018	<0.002	
6/27/2018	<0.002	
1/24/2019	<0.002	
6/26/2019	0.0011	
9/12/2019	<0.002	
3/12/2020	<0.002	
9/9/2020	<0.002	
3/18/2021	<0.002	
8/23/2021	<0.002	
3/8/2022		0.00085 (J)
8/10/2022		<0.002
2/20/2023		<0.002
8/15/2023		<0.002

ND substitution: RL or RL/2 if <15% NDs.

Mann-Whitney (Wilcoxon Rank Sum)

Constituent: Vanadium (mg/L) Analysis Run 8/13/2024 10:28 AM View: Appendix I Mann-Whitney

Plant Wansley Client: Southern Company Data: Wansley Landfill

	GWC-30	GWC-30
9/15/2011	<0.001	
10/28/2011	<0.001	
12/13/2011	<0.001	
2/8/2012	<0.001	
7/18/2012	<0.001	
1/24/2013	<0.001	
7/24/2013	<0.001	
1/23/2014	<0.001	
7/1/2014	<0.001	
1/20/2015	<0.001	
7/30/2015	<0.001	
1/19/2016	0.001 (J)	
1/24/2017	0.0059 (o)	
8/4/2017	0.0018 (J)	
1/24/2018	<0.001	
6/21/2018	0.0031	
1/30/2019	0.0021	
6/27/2019	0.0029	
9/10/2019	0.0018	
3/11/2020	0.00099 (J)	
9/10/2020	0.0012	
3/18/2021	0.0014	
8/23/2021	0.0015	
3/2/2022		0.0013
8/10/2022		<0.001
2/14/2023		0.00085 (J)
8/16/2023		0.00074 (J)

ND substitution: RL or RL/2 if <15% NDs.

Mann-Whitney (Wilcoxon Rank Sum)

Constituent: Vanadium (mg/L) Analysis Run 8/13/2024 10:28 AM View: Appendix I Mann-Whitney

Plant Wansley Client: Southern Company Data: Wansley Landfill

	GWC-31	GWC-31
9/17/2011	<0.002	
10/31/2011	<0.002	
2/7/2012	<0.002	
1/23/2013	<0.002	
1/23/2014	0.00068 (J)	
7/1/2014	<0.002	
1/21/2015	<0.002	
1/25/2016	<0.002	
1/25/2017	0.0043	
8/4/2017	<0.002	
1/23/2018	0.0023 (J)	
6/27/2018	<0.002	
1/31/2019	0.0014	
6/26/2019	0.0015	
9/11/2019	0.0025	
3/17/2020	<0.002	
9/11/2020	<0.002	
3/16/2021	<0.002	
8/25/2021	0.001	
3/10/2022		0.0012
8/16/2022		0.0014
2/22/2023		<0.002
8/16/2023		0.0015 (J)

ND substitution: RL or RL/2 if <15% NDs.

Mann-Whitney (Wilcoxon Rank Sum)

Constituent: Vanadium (mg/L) Analysis Run 8/13/2024 10:28 AM View: Appendix I Mann-Whitney

Plant Wansley Client: Southern Company Data: Wansley Landfill

	GWC-32	GWC-32
9/15/2011	<0.002	
10/31/2011	<0.002	
12/13/2011	<0.002	
2/1/2012	<0.002	
7/17/2012	<0.002	
1/23/2013	<0.002	
7/24/2013	<0.002	
1/23/2014	<0.002	
7/1/2014	<0.002	
1/20/2015	<0.002	
7/30/2015	<0.002	
1/25/2016	<0.002	
1/26/2017	0.0016 (J)	
8/3/2017	<0.002	
1/23/2018	0.003	
6/26/2018	<0.002	
1/30/2019	0.0012	
6/27/2019	0.0021	
9/12/2019	0.0012	
3/18/2020	<0.002	
9/15/2020	<0.002	
3/17/2021	0.0011	
8/24/2021	0.0011	
3/9/2022		<0.002
8/10/2022		<0.002
2/15/2023		<0.002
8/15/2023		<0.002

ND substitution: RL or RL/2 if <15% NDs.

Mann-Whitney (Wilcoxon Rank Sum)

Constituent: Vanadium (mg/L) Analysis Run 8/13/2024 10:28 AM View: Appendix I Mann-Whitney

Plant Wansley Client: Southern Company Data: Wansley Landfill

	GWC-33	GWC-33
9/16/2011	<0.002	
10/30/2011	<0.002	
12/12/2011	<0.002	
2/1/2012	<0.002	
7/17/2012	<0.002	
1/23/2013	<0.002	
7/17/2013	<0.002	
1/23/2014	<0.002	
1/20/2015	<0.002	
7/29/2015	<0.002	
1/25/2016	<0.002	
1/25/2017	0.0052	
8/4/2017	<0.002	
1/23/2018	0.003	
6/26/2018	<0.002	
1/30/2019	0.0014	
6/26/2019	0.0017	
9/12/2019	0.0014	
3/12/2020	<0.002	
9/16/2020	<0.002	
3/18/2021	<0.002	
8/24/2021	<0.002	
3/9/2022		<0.002
8/15/2022		<0.002
2/20/2023		<0.002
8/15/2023		<0.002

ND substitution: RL or RL/2 if <15% NDs.

Mann-Whitney (Wilcoxon Rank Sum)

Constituent: Vanadium (mg/L) Analysis Run 8/13/2024 10:28 AM View: Appendix I Mann-Whitney

Plant Wansley Client: Southern Company Data: Wansley Landfill

	GWC-34	GWC-34
9/16/2011	<0.002	
10/31/2011	<0.002	
12/12/2011	<0.002	
2/1/2012	<0.002	
7/16/2012	<0.002	
1/22/2013	<0.002	
7/17/2013	<0.002	
1/23/2014	<0.002	
6/25/2014	<0.002	
1/14/2015	<0.002	
7/29/2015	<0.002	
1/21/2016	<0.002	
1/25/2017	0.0055	
8/3/2017	<0.002	
1/23/2018	<0.002	
6/20/2018	<0.002	
1/28/2019	<0.002	
6/26/2019	0.002	
9/11/2019	<0.002	
3/11/2020	<0.002	
9/11/2020	<0.002	
3/16/2021	<0.002	
8/24/2021	<0.002	
3/2/2022		<0.002
8/10/2022		<0.002
2/20/2023		<0.002
8/16/2023		<0.002

ND substitution: RL or RL/2 if <15% NDs.

Mann-Whitney (Wilcoxon Rank Sum)

Constituent: Vanadium (mg/L) Analysis Run 8/13/2024 10:28 AM View: Appendix I Mann-Whitney

Plant Wansley Client: Southern Company Data: Wansley Landfill

	GWC-35	GWC-35
9/16/2011	<0.002	
10/31/2011	<0.002	
12/12/2011	<0.002	
2/1/2012	<0.002	
7/16/2012	<0.002	
1/22/2013	<0.002	
7/2/2013	<0.002	
1/21/2014	<0.002	
6/25/2014	<0.002	
1/14/2015	<0.002	
7/28/2015	<0.002	
1/21/2016	<0.002	
1/26/2017	0.0026	
8/3/2017	<0.002	
1/23/2018	0.0022 (J)	
6/19/2018	0.0019 (J)	
1/21/2019	0.0011	
6/26/2019	0.0015	
9/12/2019	<0.002	
3/11/2020	<0.002	
9/11/2020	<0.002	
3/16/2021	<0.002	
8/18/2021	<0.002	
3/2/2022		<0.002
8/15/2022		<0.002
2/20/2023		<0.002
8/16/2023		<0.002

ND substitution: RL or RL/2 if <15% NDs.

Mann-Whitney (Wilcoxon Rank Sum)

Constituent: Vanadium (mg/L) Analysis Run 8/13/2024 10:28 AM View: Appendix I Mann-Whitney

Plant Wansley Client: Southern Company Data: Wansley Landfill

	GWC-5	GWC-5
8/31/2011	<0.005	
10/27/2011	<0.005	
12/5/2011	<0.005	
1/25/2012	<0.005	
7/18/2012	<0.005	
1/9/2013	<0.005	
7/17/2013	<0.005	
1/15/2014	0.0042 (J)	
6/25/2014	0.0022 (J)	
1/13/2015	0.004 (J)	
7/24/2015	0.0021 (J)	
1/20/2016	0.0035 (J)	
1/26/2017	0.0064	
8/3/2017	0.0031	
1/23/2018	0.0062	
6/25/2018	0.0021 (J)	
1/30/2019	0.0031	
6/26/2019	0.0033	
9/12/2019	0.0031	
3/16/2020	0.0028	
9/9/2020	0.0025	
3/17/2021	0.0025	
8/19/2021	0.0026	
3/2/2022		0.003
8/11/2022		0.0019
2/20/2023		0.0029
8/14/2023		0.0026

ND substitution: RL or RL/2 if <15% NDs.

Mann-Whitney (Wilcoxon Rank Sum)

Constituent: Vanadium (mg/L) Analysis Run 8/13/2024 10:28 AM View: Appendix I Mann-Whitney

Plant Wansley Client: Southern Company Data: Wansley Landfill

	GWC-6	GWC-6
8/31/2011	<0.002	
10/30/2011	<0.002	
12/5/2011	<0.002	
1/25/2012	<0.002	
7/24/2012	<0.002	
1/8/2013	<0.002	
7/9/2013	<0.002	
1/15/2014	0.002 (J)	
6/25/2014	<0.002	
1/20/2015	<0.002	
7/24/2015	<0.002	
1/20/2016	<0.002	
1/26/2017	0.0064	
8/3/2017	<0.002	
1/23/2018	0.0038	
6/25/2018	<0.002	
1/30/2019	0.0015	
6/26/2019	0.0016	
9/12/2019	<0.002	
3/16/2020	<0.002	
9/11/2020	<0.002	
3/17/2021	<0.002	
8/18/2021	<0.002	
3/2/2022		<0.002
8/11/2022		<0.002
2/20/2023		<0.002
8/14/2023		<0.002

ND substitution: RL or RL/2 if <15% NDs.

Mann-Whitney (Wilcoxon Rank Sum)

Constituent: Vanadium (mg/L) Analysis Run 8/13/2024 10:28 AM View: Appendix I Mann-Whitney

Plant Wansley Client: Southern Company Data: Wansley Landfill

	GWC-7	GWC-7
9/7/2011	<0.0025	
10/30/2011	<0.0025	
12/5/2011	<0.0025	
1/25/2012	<0.0025	
7/18/2012	<0.0025	
1/7/2013	<0.0025	
7/9/2013	<0.0025	
1/14/2014	<0.0025	
6/24/2014	0.00087 (J)	
1/20/2015	0.00094 (J)	
7/27/2015	<0.0025	
1/26/2016	0.0011 (J)	
1/26/2017	0.0057	
8/4/2017	<0.0025	
1/23/2018	0.0042	
6/25/2018	0.0035	
1/21/2019	0.003	
6/25/2019	0.0035	
9/10/2019	0.0024	
3/12/2020	0.0019	
9/14/2020	0.0017	
3/16/2021	0.0025	
8/19/2021	0.002	
3/2/2022		0.0031
8/11/2022		0.0023
2/21/2023		0.0029
8/9/2023		0.0033

ND substitution: RL or RL/2 if <15% NDs.

Mann-Whitney (Wilcoxon Rank Sum)

Constituent: Vanadium (mg/L) Analysis Run 8/13/2024 10:28 AM View: Appendix I Mann-Whitney

Plant Wansley Client: Southern Company Data: Wansley Landfill

	GWC-8	GWC-8
9/7/2011	<0.001	
10/30/2011	<0.001	
12/5/2011	<0.001	
1/19/2012	<0.001	
7/18/2012	<0.001	
1/7/2013	<0.001	
7/9/2013	<0.001	
1/14/2014	<0.001	
6/24/2014	0.0014 (J)	
1/20/2015	0.0013 (J)	
7/27/2015	<0.001	
1/26/2016	<0.001	
1/26/2017	0.0038	
8/7/2017	<0.001	
1/24/2018	<0.001	
6/21/2018	0.0015 (J)	
1/22/2019	0.0015	
6/25/2019	0.0026	
9/10/2019	0.0014	
3/12/2020	<0.001	
9/14/2020	<0.001	
3/16/2021	0.0014	
8/20/2021	0.0012	
3/2/2022		0.0013
8/11/2022		<0.001
2/15/2023		0.00096 (J)
8/9/2023		0.00063 (J)

ND substitution: RL or RL/2 if <15% NDs.

Mann-Whitney (Wilcoxon Rank Sum)

Constituent: Vanadium (mg/L) Analysis Run 8/13/2024 10:28 AM View: Appendix I Mann-Whitney

Plant Wansley Client: Southern Company Data: Wansley Landfill

	GWC-9	GWC-9
9/7/2011	<0.001	
10/30/2011	<0.001	
12/4/2011	<0.001	
1/19/2012	<0.001	
7/18/2012	<0.001	
1/8/2013	<0.001	
7/9/2013	<0.001	
1/14/2014	0.0022 (J)	
6/24/2014	0.0022 (J)	
1/20/2015	0.0025 (J)	
7/27/2015	0.0024 (J)	
1/26/2016	<0.001	
1/31/2017	<0.001	
8/7/2017	<0.001	
1/24/2018	<0.001	
6/21/2018	<0.001	
1/22/2019	0.0014	
6/25/2019	0.002	
9/16/2019	0.0014	
3/16/2020	<0.001	
9/11/2020	<0.001	
3/16/2021	0.0011	
8/25/2021	<0.001	
3/9/2022		<0.001
8/16/2022		0.0015
2/15/2023		0.0009 (J)
8/9/2023		0.00064 (J)

ND substitution: RL or RL/2 if <15% NDs.

Mann-Whitney (Wilcoxon Rank Sum)

Constituent: Zinc (mg/L) Analysis Run 8/13/2024 10:28 AM View: Appendix I Mann-Whitney

Plant Wansley Client: Southern Company Data: Wansley Landfill

	GWA-1	GWA-1
9/16/2011	0.0071	
10/27/2011	0.0062	
12/13/2011	0.0065	
1/31/2012	0.0047	
7/18/2012	0.0044	
1/24/2013	0.0058	
7/17/2013	0.0028	
1/21/2014	0.0037	
6/25/2014	0.0026	
1/14/2015	0.003	
7/21/2015	0.0033	
1/21/2016	0.0043	
1/19/2017	0.0077 (J)	
8/3/2017	<0.005	
1/19/2018	<0.005	
6/19/2018	0.0068 (J)	
1/17/2019	0.0037 (J)	
6/24/2019	0.0048 (J)	
9/9/2019	0.0064	
3/10/2020	0.0036 (J)	
9/9/2020	0.078	
3/15/2021	<0.005	
8/16/2021	<0.005	
2/28/2022		0.0032 (J)
8/9/2022		0.0066
2/14/2023		0.0048 (J)
8/9/2023		<0.005

ND substitution: RL or RL/2 if <15% NDs.

Mann-Whitney (Wilcoxon Rank Sum)

Constituent: Zinc (mg/L) Analysis Run 8/13/2024 10:28 AM View: Appendix I Mann-Whitney

Plant Wansley Client: Southern Company Data: Wansley Landfill

	GWA-2	GWA-2
9/17/2011	0.0061	
10/27/2011	0.0059	
12/14/2011	0.0077	
2/7/2012	0.0053	
7/23/2012	0.0043	
1/23/2013	0.0054	
7/24/2013	0.004	
1/22/2014	0.0056	
7/1/2014	0.004	
1/22/2015	0.0051	
7/22/2015	0.0033	
1/20/2016	0.0029	
1/19/2017	<0.005	
8/2/2017	<0.005	
1/19/2018	<0.005	
6/19/2018	<0.005	
1/17/2019	0.0024 (J)	
6/24/2019	0.0046 (J)	
9/10/2019	0.0064	
3/10/2020	<0.005	
9/10/2020	<0.005	
3/15/2021	<0.005	
8/18/2021	0.0046 (J)	
3/1/2022		<0.005
8/9/2022		0.0069
2/14/2023		<0.005
8/9/2023		<0.005

ND substitution: RL or RL/2 if <15% NDs.

Mann-Whitney (Wilcoxon Rank Sum)

Constituent: Zinc (mg/L) Analysis Run 8/13/2024 10:28 AM View: Appendix I Mann-Whitney

Plant Wansley Client: Southern Company Data: Wansley Landfill

	GWA-28	GWA-28
9/16/2011	0.003	
10/28/2011	0.0073	
12/12/2011	0.0053	
1/25/2012	0.0046	
7/16/2012	0.0034	
1/24/2013	0.0049	
7/23/2013	0.0026	
1/22/2014	0.0052	
7/1/2014	0.0042	
1/21/2015	0.0038	
7/21/2015	0.0042	
1/22/2016	0.0041	
1/17/2017	<0.02	
8/1/2017	<0.02	
1/19/2018	<0.02	
6/19/2018	<0.02	
1/21/2019	0.0065	
6/25/2019	0.011	
9/10/2019	0.01	
3/10/2020	0.017	
9/9/2020	0.063	
3/15/2021	0.0057	
8/16/2021	0.0061	
3/1/2022		0.0057
8/9/2022		0.0089
2/14/2023		0.014
8/9/2023		0.011

ND substitution: RL or RL/2 if <15% NDs.

Mann-Whitney (Wilcoxon Rank Sum)

Constituent: Zinc (mg/L) Analysis Run 8/13/2024 10:28 AM View: Appendix I Mann-Whitney

Plant Wansley Client: Southern Company Data: Wansley Landfill

	GWA-29	GWA-29
9/17/2011	0.026	
10/28/2011	0.019	
12/12/2011	0.02	
1/31/2012	0.036	
7/17/2012	0.015	
1/24/2013	0.048	
7/24/2013	0.048	
1/22/2014	0.044	
7/8/2014	0.04 (D)	
1/21/2015	0.037	
7/22/2015	0.031	
1/19/2016	0.035 (D)	
1/17/2017	0.024	
8/1/2017	0.028	
1/19/2018	0.024	
6/19/2018	0.028	
1/18/2019	0.022	
6/25/2019	0.041	
9/10/2019	0.031	
3/10/2020	0.034	
9/9/2020	0.025	
3/15/2021	0.024	
8/18/2021	0.024	
3/2/2022		0.024
8/9/2022		0.032
2/13/2023		0.025
8/8/2023		0.023

Mann-Whitney (Wilcoxon Rank Sum)

Constituent: Zinc (mg/L) Analysis Run 8/13/2024 10:28 AM View: Appendix I Mann-Whitney

Plant Wansley Client: Southern Company Data: Wansley Landfill

	GWA-3	GWA-3
8/31/2011	0.0037	
6/25/2014	0.015	
7/21/2015	0.042	
8/1/2017	<0.02	
6/20/2018	<0.02	
1/18/2019	0.0088	
6/25/2019	0.014	
9/11/2019	0.02	
3/10/2020	0.015	
9/9/2020	0.013	
3/15/2021		0.015
8/18/2021		0.038
3/1/2022		0.012
8/9/2022		0.026
2/14/2023		0.017
8/8/2023		0.015

ND substitution: RL or RL/2 if <15% NDs.

Mann-Whitney (Wilcoxon Rank Sum)

Constituent: Zinc (mg/L) Analysis Run 8/13/2024 10:28 AM View: Appendix I Mann-Whitney

Plant Wansley Client: Southern Company Data: Wansley Landfill

	GWA-4	GWA-4
8/31/2011	<0.005	
10/27/2011	<0.005	
12/14/2011	<0.005	
2/1/2012	<0.005	
7/23/2012	0.0037	
1/23/2013	<0.005	
7/17/2013	<0.005	
1/15/2014	0.00085 (J)	
6/25/2014	0.0014 (J)	
1/14/2015	0.0082	
7/21/2015	0.0015 (J)	
1/20/2016	0.0093	
1/17/2017	0.014 (J)	
8/2/2017	<0.005	
1/22/2018	<0.005	
6/19/2018	<0.005	
1/17/2019	<0.005	
6/24/2019	0.0036 (J)	
9/10/2019	0.006	
3/10/2020	0.052	
9/9/2020	<0.005	
3/15/2021	0.044	
8/18/2021	0.0034 (J)	
3/1/2022		<0.005
8/9/2022		<0.005
2/14/2023		0.0029 (J)
8/9/2023		<0.005

ND substitution: RL or RL/2 if <15% NDs.

Mann-Whitney (Wilcoxon Rank Sum)

Constituent: Zinc (mg/L) Analysis Run 8/13/2024 10:28 AM View: Appendix I Mann-Whitney

Plant Wansley Client: Southern Company Data: Wansley Landfill

	GWC-10	GWC-10
1/25/2016	0.0027	
2/1/2017	<0.005	
8/8/2017	<0.005	
1/25/2018	<0.005	
6/21/2018	<0.005	
1/31/2019	0.0039 (J)	
6/26/2019	0.0044 (J)	
9/17/2019	0.013	
3/17/2020	0.0044 (J)	
9/10/2020	0.13 (o)	
12/2/2020	0.011	
3/18/2021		0.004 (J)
8/20/2021		<0.005
3/8/2022		<0.005
8/16/2022		<0.005
2/15/2023		0.0047 (J)
8/10/2023		0.0058

ND substitution: RL or RL/2 if <15% NDs.

Mann-Whitney (Wilcoxon Rank Sum)

Constituent: Zinc (mg/L) Analysis Run 8/13/2024 10:28 AM View: Appendix I Mann-Whitney

Plant Wansley Client: Southern Company Data: Wansley Landfill

	GWC-11	GWC-11
9/13/2011	<0.005	
10/28/2011	<0.005	
12/4/2011	0.0025	
2/9/2012	<0.005	
7/18/2012	0.008	
1/8/2013	<0.005	
7/9/2013	<0.005	
1/15/2014	0.00052 (J)	
6/25/2014	0.00089 (J)	
1/21/2015	<0.005	
7/28/2015	0.0021 (J)	
1/26/2016	<0.005	
1/31/2017	<0.005	
8/7/2017	<0.005	
1/24/2018	<0.005	
6/20/2018	<0.005	
1/24/2019	<0.005	
6/26/2019	<0.005	
9/16/2019	0.005	
3/16/2020	<0.005	
9/10/2020	0.017	
3/17/2021	<0.005	
8/23/2021	<0.005	
3/7/2022		<0.005
8/15/2022		<0.005
2/21/2023		<0.005
8/14/2023		<0.005

ND substitution: RL or RL/2 if <15% NDs.

Mann-Whitney (Wilcoxon Rank Sum)

Constituent: Zinc (mg/L) Analysis Run 8/13/2024 10:28 AM View: Appendix I Mann-Whitney

Plant Wansley Client: Southern Company Data: Wansley Landfill

	GWC-12	GWC-12
9/13/2011	<0.005	
10/28/2011	<0.005	
12/4/2011	0.0027	
1/24/2012	<0.005	
7/11/2012	<0.005	
1/8/2013	<0.005	
7/10/2013	<0.005	
1/21/2014	0.0019 (J)	
7/1/2014	0.0087	
1/21/2015	<0.005	
7/28/2015	<0.005	
1/26/2016	<0.005	
1/31/2017	<0.005	
8/7/2017	<0.005	
1/24/2018	<0.005	
6/26/2018	<0.005	
1/25/2019	<0.005	
6/26/2019	<0.005	
9/11/2019	0.0056	
3/18/2020	<0.005	
9/10/2020	<0.005	
3/16/2021	<0.005	
8/19/2021	<0.005	
3/7/2022		<0.005
8/16/2022		<0.005
2/15/2023		<0.005
8/14/2023		<0.005

ND substitution: RL or RL/2 if <15% NDs.

Mann-Whitney (Wilcoxon Rank Sum)

Constituent: Zinc (mg/L) Analysis Run 8/13/2024 10:28 AM View: Appendix I Mann-Whitney

Plant Wansley Client: Southern Company Data: Wansley Landfill

	GWC-13	GWC-13
9/13/2011	<0.005	
10/28/2011	<0.005	
12/4/2011	0.0028	
1/24/2012	<0.005	
7/11/2012	<0.005	
1/8/2013	<0.005	
7/10/2013	<0.005	
1/21/2014	0.0026	
7/1/2014	0.0014 (J)	
1/21/2015	0.0018 (J)	
7/28/2015	<0.005	
1/27/2016	<0.005	
1/31/2017	<0.005	
8/4/2017	<0.005	
1/25/2018	<0.005	
6/20/2018	<0.005	
1/22/2019	<0.005	
6/25/2019	<0.005	
9/12/2019	0.0085	
3/12/2020	<0.005	
9/10/2020	0.0036 (J)	
3/17/2021	0.0039 (J)	
8/23/2021	<0.005	
3/8/2022		<0.005
8/15/2022		0.0033 (J)
2/21/2023		<0.005
8/16/2023		<0.005

ND substitution: RL or RL/2 if <15% NDs.

Mann-Whitney (Wilcoxon Rank Sum)

Constituent: Zinc (mg/L) Analysis Run 8/13/2024 10:28 AM View: Appendix I Mann-Whitney

Plant Wansley Client: Southern Company Data: Wansley Landfill

	GWC-14	GWC-14
9/13/2011	0.0039	
10/27/2011	0.0046	
12/3/2011	0.0028	
1/24/2012	0.0033	
7/11/2012	<0.0025	
1/8/2013	<0.0025	
7/10/2013	<0.0025	
1/21/2014	0.0036	
7/1/2014	0.0018 (J)	
1/14/2015	0.0035	
7/22/2015	0.005	
1/27/2016	0.0094	
2/1/2017	0.0084 (J)	
8/7/2017	0.012 (J)	
1/25/2018	0.0095 (J)	
6/20/2018	0.012 (J)	
1/22/2019	0.0094	
6/25/2019	0.014	
9/12/2019	0.019	
3/17/2020	0.014	
9/10/2020	0.014	
3/17/2021	0.014	
8/23/2021	0.017	
3/7/2022		0.014
8/16/2022		0.014
2/17/2023		0.015
8/14/2023		0.017

Mann-Whitney (Wilcoxon Rank Sum)

Constituent: Zinc (mg/L) Analysis Run 8/13/2024 10:28 AM View: Appendix I Mann-Whitney

Plant Wansley Client: Southern Company Data: Wansley Landfill

	GWC-15	GWC-15
9/16/2011	<0.005	
10/27/2011	<0.005	
12/3/2011	<0.005	
2/9/2012	<0.005	
7/11/2012	<0.005	
1/8/2013	<0.005	
7/2/2013	<0.005	
1/21/2014	0.0017 (J)	
6/24/2014	<0.005	
1/14/2015	0.0013 (J)	
7/22/2015	<0.005	
1/27/2016	<0.005	
2/1/2017	<0.005	
8/4/2017	<0.005	
1/25/2018	<0.005	
6/20/2018	<0.005	
1/22/2019	<0.005	
6/25/2019	<0.005	
9/17/2019	0.0041 (J)	
3/16/2020	<0.005	
9/10/2020	<0.005	
3/18/2021	<0.005	
8/24/2021	<0.005	
3/7/2022		<0.005
8/16/2022		<0.005
2/21/2023		<0.005
8/14/2023		<0.005

ND substitution: RL or RL/2 if <15% NDs.

Mann-Whitney (Wilcoxon Rank Sum)

Constituent: Zinc (mg/L) Analysis Run 8/13/2024 10:28 AM View: Appendix I Mann-Whitney

Plant Wansley Client: Southern Company Data: Wansley Landfill

	GWC-16	GWC-16
8/30/2011	0.0081	
10/26/2011	0.0035	
12/3/2011	0.0033	
1/25/2012	<0.005	
7/11/2012	<0.005	
1/8/2013	<0.005	
7/2/2013	<0.005	
1/14/2014	0.00074 (J)	
6/25/2014	0.00071 (J)	
1/13/2015	0.0015 (J)	
7/22/2015	<0.005	
1/27/2016	<0.005	
2/1/2017	<0.005	
8/7/2017	<0.005	
1/25/2018	<0.005	
6/20/2018	<0.005	
1/25/2019	<0.005	
6/25/2019	<0.005	
9/11/2019	0.0062	
3/17/2020	<0.005	
9/11/2020	0.0033 (J)	
3/17/2021	<0.005	
8/20/2021	<0.005	
3/8/2022		<0.005
8/16/2022		<0.005
2/20/2023		<0.005
8/14/2023		<0.005

ND substitution: RL or RL/2 if <15% NDs.

Mann-Whitney (Wilcoxon Rank Sum)

Constituent: Zinc (mg/L) Analysis Run 8/13/2024 10:28 AM View: Appendix I Mann-Whitney

Plant Wansley Client: Southern Company Data: Wansley Landfill

	GWC-17	GWC-17
8/30/2011	0.0035	
10/26/2011	0.0032	
12/3/2011	0.0027	
1/25/2012	<0.005	
7/11/2012	<0.005	
1/8/2013	<0.005	
7/16/2013	<0.005	
1/14/2014	0.0021 (J)	
6/25/2014	0.0012 (J)	
1/14/2015	0.0015 (J)	
7/28/2015	<0.005	
1/27/2016	<0.005	
2/1/2017	<0.005	
8/7/2017	<0.005	
1/25/2018	<0.005	
6/26/2018	<0.005	
1/24/2019	<0.005	
6/25/2019	<0.005	
9/11/2019	0.012	
3/17/2020	<0.005	
9/14/2020	0.0048 (J)	
3/16/2021	<0.005	
8/20/2021	<0.005	
3/8/2022		<0.005
8/11/2022		0.003 (J)
2/20/2023		<0.005
8/10/2023		<0.005

ND substitution: RL or RL/2 if <15% NDs.

Mann-Whitney (Wilcoxon Rank Sum)

Constituent: Zinc (mg/L) Analysis Run 8/13/2024 10:28 AM View: Appendix I Mann-Whitney

Plant Wansley Client: Southern Company Data: Wansley Landfill

	GWC-18	GWC-18
8/30/2011	<0.005	
10/26/2011	0.0025	
12/3/2011	0.0027	
2/9/2012	<0.005	
7/11/2012	<0.005	
1/8/2013	<0.005	
7/16/2013	<0.005	
1/14/2014	0.0005 (J)	
6/24/2014	0.00099 (J)	
1/13/2015	0.00063 (J)	
7/23/2015	<0.005	
1/27/2016	<0.005	
2/1/2017	<0.005	
8/7/2017	<0.005	
1/25/2018	<0.005	
6/21/2018	<0.005	
1/28/2019	0.0033 (J)	
6/27/2019	<0.005	
9/11/2019	0.0038 (J)	
3/17/2020	<0.005	
9/14/2020	0.0053	
3/16/2021	<0.005	
8/24/2021	<0.005	
3/8/2022		<0.005
8/11/2022		<0.005
2/20/2023		<0.005
8/9/2023		0.0033 (J)

ND substitution: RL or RL/2 if <15% NDs.

Mann-Whitney (Wilcoxon Rank Sum)

Constituent: Zinc (mg/L) Analysis Run 8/13/2024 10:28 AM View: Appendix I Mann-Whitney

Plant Wansley Client: Southern Company Data: Wansley Landfill

	GWC-19	GWC-19
8/30/2011	0.0035	
10/26/2011	0.0054	
12/3/2011	0.0046	
2/8/2012	<0.005	
7/11/2012	<0.005	
1/8/2013	<0.005	
7/16/2013	<0.005	
1/21/2014	0.0025	
6/24/2014	0.0014 (J)	
1/13/2015	0.0019 (J)	
7/23/2015	0.0025	
1/27/2016	<0.005	
2/2/2017	<0.005	
8/7/2017	<0.005	
1/25/2018	<0.005	
6/21/2018	<0.005	
1/28/2019	0.0049 (J)	
6/26/2019	0.0038 (J)	
9/12/2019	0.0086	
3/18/2020	0.0078	
9/15/2020	0.0037 (J)	
3/17/2021	0.0056	
8/24/2021	0.0034 (J)	
3/8/2022		0.0056
8/11/2022		<0.005
2/21/2023		0.0072
8/9/2023		0.0032 (J)

ND substitution: RL or RL/2 if <15% NDs.

Mann-Whitney (Wilcoxon Rank Sum)

Constituent: Zinc (mg/L) Analysis Run 8/13/2024 10:28 AM View: Appendix I Mann-Whitney

Plant Wansley Client: Southern Company Data: Wansley Landfill

	GWC-20	GWC-20
8/31/2011	<0.005	
10/27/2011	0.0038	
12/4/2011	0.0028	
2/8/2012	<0.005	
7/11/2012	<0.005	
1/8/2013	<0.005	
7/16/2013	<0.005	
1/21/2014	0.0018 (J)	
6/24/2014	0.0006 (J)	
1/13/2015	0.00086 (J)	
7/23/2015	<0.005	
1/27/2016	<0.005	
2/2/2017	<0.005	
8/7/2017	0.013 (J)	
1/26/2018	<0.005	
6/21/2018	<0.005	
1/28/2019	0.014	
6/25/2019	<0.005	
9/11/2019	0.0061	
3/18/2020	<0.005	
9/15/2020	<0.005	
3/16/2021	<0.005	
8/24/2021	<0.005	
3/7/2022		<0.005
8/16/2022		0.004 (J)
2/22/2023		0.0035 (J)
8/9/2023		<0.005

ND substitution: RL or RL/2 if <15% NDs.

Mann-Whitney (Wilcoxon Rank Sum)

Constituent: Zinc (mg/L) Analysis Run 8/13/2024 10:28 AM View: Appendix I Mann-Whitney

Plant Wansley Client: Southern Company Data: Wansley Landfill

	GWC-21	GWC-21
8/31/2011	0.01	
10/27/2011	0.0087	
12/4/2011	0.0093	
2/8/2012	0.0086	
7/17/2012	0.009	
1/9/2013	0.006	
7/16/2013	0.0052	
1/21/2014	0.0066	
6/24/2014	0.0059	
1/13/2015	0.005	
7/23/2015	0.0042	
1/26/2016	0.0043	
2/2/2017	<0.005	
8/7/2017	<0.005	
1/26/2018	<0.005	
6/20/2018	<0.005	
1/24/2019	0.0034 (J)	
6/25/2019	0.0039 (J)	
9/11/2019	0.0068	
3/18/2020	0.0052	
9/15/2020	0.0052	
3/16/2021	0.0033 (J)	
8/19/2021	<0.005	
3/7/2022		0.0029 (J)
8/16/2022		0.0093
2/21/2023		0.0038 (J)
8/9/2023		<0.005

ND substitution: RL or RL/2 if <15% NDs.

Mann-Whitney (Wilcoxon Rank Sum)

Constituent: Zinc (mg/L) Analysis Run 8/13/2024 10:28 AM View: Appendix I Mann-Whitney

Plant Wansley Client: Southern Company Data: Wansley Landfill

	GWC-22	GWC-22
9/15/2011	0.0058	
10/29/2011	0.0031	
12/13/2011	0.0068	
1/25/2012	<0.005	
7/18/2012	0.0056	
1/22/2013	<0.005	
7/16/2013	<0.005	
1/21/2014	<0.005	
6/25/2014	0.00094 (J)	
1/14/2015	0.00073 (J)	
7/23/2015	<0.005	
1/26/2016	<0.005	
2/3/2017	<0.005	
8/8/2017	<0.005	
1/25/2018	<0.005	
6/20/2018	<0.005	
1/24/2019	<0.005	
6/25/2019	<0.005	
9/10/2019	0.0061	
3/18/2020	<0.005	
9/10/2020	<0.005	
3/15/2021	<0.005	
8/19/2021	<0.005	
3/8/2022		<0.005
8/17/2022		<0.005
2/14/2023		0.012
8/14/2023		<0.005

ND substitution: RL or RL/2 if <15% NDs.

Mann-Whitney (Wilcoxon Rank Sum)

Constituent: Zinc (mg/L) Analysis Run 8/13/2024 10:28 AM View: Appendix I Mann-Whitney

Plant Wansley Client: Southern Company Data: Wansley Landfill

	GWC-23	GWC-23
9/16/2011	0.0058	
10/29/2011	0.0032	
12/13/2011	0.0074	
1/31/2012	0.0031	
7/18/2012	0.0054	
1/22/2013	0.0061	
7/23/2013	0.0038	
1/22/2014	0.0035	
7/1/2014	0.0031	
1/22/2015	0.0049	
7/29/2015	0.0024 (J)	
1/21/2016	<0.005	
2/3/2017	<0.005	
8/8/2017	<0.005	
1/25/2018	<0.005	
6/20/2018	<0.005	
1/25/2019	<0.005	
6/26/2019	<0.005	
9/12/2019	0.0042 (J)	
3/18/2020	<0.005	
9/10/2020	0.004 (J)	
3/18/2021	<0.005	
8/23/2021	0.032 (o)	
3/9/2022		<0.005
8/16/2022		0.016
2/21/2023		<0.005
8/15/2023		<0.005

ND substitution: RL or RL/2 if <15% NDs.

Mann-Whitney (Wilcoxon Rank Sum)

Constituent: Zinc (mg/L) Analysis Run 8/13/2024 10:28 AM View: Appendix I Mann-Whitney

Plant Wansley Client: Southern Company Data: Wansley Landfill

	GWC-24	GWC-24
7/8/2014	0.0043	
7/31/2015	0.0052	
1/20/2016	0.0086	
2/3/2017	0.0094 (J)	
8/8/2017	0.0098 (J)	
1/25/2018	<0.02	
6/27/2018	<0.02	
1/31/2019	0.006	
6/26/2019	0.0062	
9/11/2019	0.0081	
3/12/2020	0.008	
9/15/2020	0.0073	
3/18/2021		0.0064
8/19/2021		0.014
3/10/2022		0.0037 (J)
8/18/2022		0.006
2/16/2023		0.0059
8/16/2023		0.0034 (J)

ND substitution: RL or RL/2 if <15% NDs.

Mann-Whitney (Wilcoxon Rank Sum)

Constituent: Zinc (mg/L) Analysis Run 8/13/2024 10:28 AM View: Appendix I Mann-Whitney

Plant Wansley Client: Southern Company Data: Wansley Landfill

	GWC-25	GWC-25
9/17/2011	0.0028	
10/31/2011	0.003	
12/14/2011	0.0029	
2/7/2012	0.0092	
7/17/2012	0.01	
7/24/2013	0.033	
1/23/2014	0.015	
7/8/2014	0.011	
1/21/2015	0.0057	
7/30/2015	0.0072	
1/21/2016	0.017	
1/24/2017	0.0085 (J)	
8/3/2017	<0.005	
1/25/2018	0.009 (J)	
6/27/2018	0.0086 (J)	
1/24/2019	0.013	
6/25/2019	0.01	
9/11/2019	0.037	
3/12/2020	0.0089	
9/14/2020	0.024	
3/17/2021	0.0088	
8/19/2021	0.0076	
3/8/2022		<0.005
8/10/2022		0.02
2/21/2023		0.0069
8/15/2023		0.0098

ND substitution: RL or RL/2 if <15% NDs.

Mann-Whitney (Wilcoxon Rank Sum)

Constituent: Zinc (mg/L) Analysis Run 8/13/2024 10:28 AM View: Appendix I Mann-Whitney

Plant Wansley Client: Southern Company Data: Wansley Landfill

	GWC-26	GWC-26
9/17/2011	0.0061	
10/29/2011	0.0038	
12/14/2011	0.0033	
2/7/2012	0.0036	
7/17/2012	0.0028	
1/24/2013	<0.005	
7/24/2013	<0.005	
1/23/2014	0.019	
7/8/2014	0.0048	
1/21/2015	0.0022 (J)	
7/31/2015	<0.005	
1/25/2016	0.0035	
1/19/2017	0.015 (J)	
8/3/2017	<0.005	
1/22/2018	<0.005	
6/27/2018	<0.005	
1/24/2019	<0.005	
6/25/2019	0.0045 (J)	
9/12/2019	0.0059	
3/13/2020	0.0087	
9/15/2020	0.0042 (J)	
3/17/2021	<0.005	
8/19/2021	0.0049 (J)	
3/9/2022		<0.005
8/10/2022		0.0053
2/21/2023		<0.005
8/16/2023		<0.005

ND substitution: RL or RL/2 if <15% NDs.

Mann-Whitney (Wilcoxon Rank Sum)

Constituent: Zinc (mg/L) Analysis Run 8/13/2024 10:28 AM View: Appendix I Mann-Whitney

Plant Wansley Client: Southern Company Data: Wansley Landfill

	GWC-27	GWC-27
9/17/2011	0.0044	
10/29/2011	0.0049	
12/14/2011	0.0057	
1/25/2012	0.0051	
7/17/2012	0.015	
1/24/2013	0.0041	
7/24/2013	0.0036	
1/23/2014	0.02	
7/8/2014	0.0032	
1/21/2015	0.0039	
7/30/2015	0.0033	
1/22/2016	0.012	
1/20/2017	<0.005	
8/3/2017	<0.005	
1/19/2018	<0.005	
6/27/2018	<0.005	
1/24/2019	0.0041 (J)	
6/26/2019	<0.005	
9/12/2019	0.0079	
3/12/2020	0.0051	
9/9/2020	0.0079	
3/18/2021	<0.005	
8/23/2021	<0.005	
3/8/2022		<0.005
8/10/2022		0.0071
2/20/2023		<0.005
8/15/2023		<0.005

ND substitution: RL or RL/2 if <15% NDs.

Mann-Whitney (Wilcoxon Rank Sum)

Constituent: Zinc (mg/L) Analysis Run 8/13/2024 10:28 AM View: Appendix I Mann-Whitney

Plant Wansley Client: Southern Company Data: Wansley Landfill

	GWC-30	GWC-30
9/15/2011	<0.005	
10/28/2011	0.0062	
12/13/2011	0.003	
2/8/2012	0.009	
7/18/2012	<0.005	
1/24/2013	0.0066	
7/24/2013	<0.005	
1/23/2014	0.0028	
7/1/2014	0.0014 (J)	
1/20/2015	<0.005	
7/30/2015	<0.005	
1/19/2016	<0.005	
1/24/2017	<0.005	
8/4/2017	<0.005	
1/24/2018	<0.005	
6/21/2018	<0.005	
1/30/2019	<0.005	
6/27/2019	<0.005	
9/10/2019	0.019	
3/11/2020	0.022	
9/10/2020	<0.005	
3/18/2021	0.078 (o)	
8/23/2021	<0.005	
3/2/2022		<0.005
8/10/2022		<0.005
2/14/2023		<0.005
8/16/2023		<0.005

ND substitution: RL or RL/2 if <15% NDs.

Mann-Whitney (Wilcoxon Rank Sum)

Constituent: Zinc (mg/L) Analysis Run 8/13/2024 10:28 AM View: Appendix I Mann-Whitney

Plant Wansley Client: Southern Company Data: Wansley Landfill

	GWC-31	GWC-31
9/17/2011	0.02	
10/31/2011	0.028	
2/7/2012	0.0091	
1/23/2013	0.014	
1/23/2014	0.012	
7/1/2014	0.015	
1/21/2015	0.0081	
1/25/2016	0.0067	
1/25/2017	<0.02	
8/4/2017	0.033	
1/23/2018	0.026	
6/27/2018	0.012 (J)	
1/31/2019	0.008	
6/26/2019	0.011	
9/11/2019	0.081	
3/17/2020	0.044	
9/11/2020	0.0094	
3/16/2021	0.014	
8/25/2021	0.0074	
3/10/2022		0.0066
8/16/2022		0.016
2/22/2023		0.011
8/16/2023		0.022

ND substitution: RL or RL/2 if <15% NDs.

Mann-Whitney (Wilcoxon Rank Sum)

Constituent: Zinc (mg/L) Analysis Run 8/13/2024 10:28 AM View: Appendix I Mann-Whitney

Plant Wansley Client: Southern Company Data: Wansley Landfill

	GWC-32	GWC-32
9/15/2011	0.11	
10/31/2011	0.099	
12/13/2011	0.11	
2/1/2012	0.1	
7/17/2012	0.084	
1/23/2013	0.06	
7/24/2013	0.073	
1/23/2014	0.038	
7/1/2014	0.054	
1/20/2015	0.033	
7/30/2015	0.029	
1/25/2016	0.037	
1/26/2017	0.07	
8/3/2017	0.059	
1/23/2018	0.065	
6/26/2018	0.047	
1/30/2019	0.053	
6/27/2019	0.082	
9/12/2019	0.098	
3/18/2020	0.13	
9/15/2020	0.07	
3/17/2021	0.081	
8/24/2021	0.022	
3/9/2022		0.024
8/10/2022		0.017
2/15/2023		0.024
8/15/2023		0.019

Mann-Whitney (Wilcoxon Rank Sum)

Constituent: Zinc (mg/L) Analysis Run 8/13/2024 10:28 AM View: Appendix I Mann-Whitney

Plant Wansley Client: Southern Company Data: Wansley Landfill

	GWC-33	GWC-33
9/16/2011	0.0033	
10/30/2011	0.0071	
12/13/2011	0.0062	
2/1/2012	0.0033	
7/17/2012	0.0083	
1/23/2013	0.0038	
7/17/2013	0.0059	
1/23/2014	0.008	
1/20/2015	0.0058	
7/29/2015	0.0049	
1/25/2016	0.0046	
1/25/2017	<0.005	
8/4/2017	<0.005	
1/23/2018	<0.005	
6/26/2018	<0.005	
1/30/2019	0.0096	
6/26/2019	0.0056	
9/12/2019	0.01	
3/12/2020	0.0061	
9/16/2020	0.012	
3/18/2021	<0.005	
8/24/2021	<0.005	
3/9/2022	0.12 (o)	
5/4/2022		0.022 (R)
8/15/2022		0.018
2/20/2023		0.0038 (J)
8/15/2023		<0.005

ND substitution: RL or RL/2 if <15% NDs.

Mann-Whitney (Wilcoxon Rank Sum)

Constituent: Zinc (mg/L) Analysis Run 8/13/2024 10:28 AM View: Appendix I Mann-Whitney

Plant Wansley Client: Southern Company Data: Wansley Landfill

	GWC-34	GWC-34
9/16/2011	0.0029	
10/31/2011	<0.005	
12/12/2011	0.0027	
2/1/2012	<0.005	
7/16/2012	<0.005	
1/22/2013	<0.005	
7/17/2013	<0.005	
1/23/2014	0.0034	
6/25/2014	0.00083 (J)	
1/14/2015	0.0014 (J)	
7/29/2015	<0.005	
1/21/2016	<0.005	
1/25/2017	<0.005	
8/3/2017	<0.005	
1/23/2018	<0.005	
6/20/2018	<0.005	
1/28/2019	0.0031 (J)	
6/26/2019	<0.005	
9/11/2019	0.0068	
3/11/2020	0.0032 (J)	
9/11/2020	<0.005	
3/16/2021	<0.005	
8/24/2021	<0.005	
3/2/2022		<0.005
8/10/2022		0.0049 (J)
2/20/2023		<0.005
8/16/2023		<0.005

ND substitution: RL or RL/2 if <15% NDs.

Mann-Whitney (Wilcoxon Rank Sum)

Constituent: Zinc (mg/L) Analysis Run 8/13/2024 10:28 AM View: Appendix I Mann-Whitney

Plant Wansley Client: Southern Company Data: Wansley Landfill

	GWC-35	GWC-35
9/16/2011	0.006	
10/31/2011	0.0055	
12/12/2011	0.006	
2/1/2012	0.0046	
7/16/2012	0.0038	
1/22/2013	0.0028	
7/2/2013	0.0025	
1/21/2014	0.0036	
6/25/2014	0.0021 (J)	
1/14/2015	0.0022 (J)	
7/28/2015	0.0016 (J)	
1/21/2016	0.0016 (J)	
1/26/2017	<0.005	
8/3/2017	<0.005	
1/23/2018	<0.005	
6/19/2018	<0.005	
1/21/2019	<0.005	
6/26/2019	<0.005	
9/12/2019	0.0045 (J)	
3/11/2020	0.0034 (J)	
9/11/2020	<0.005	
3/16/2021	<0.005	
8/18/2021	<0.005	
3/2/2022		<0.005
8/15/2022		0.014
2/20/2023		<0.005
8/16/2023		<0.005

ND substitution: RL or RL/2 if <15% NDs.

Mann-Whitney (Wilcoxon Rank Sum)

Constituent: Zinc (mg/L) Analysis Run 8/13/2024 10:28 AM View: Appendix I Mann-Whitney

Plant Wansley Client: Southern Company Data: Wansley Landfill

	GWC-5	GWC-5
8/31/2011	<0.005	
10/27/2011	0.0025	
12/5/2011	<0.005	
1/25/2012	<0.005	
7/18/2012	<0.005	
1/9/2013	<0.005	
7/17/2013	0.0043	
1/15/2014	0.0023 (J)	
6/25/2014	0.0022 (J)	
1/13/2015	0.0027	
7/24/2015	0.002 (J)	
1/20/2016	0.0022 (J)	
1/26/2017	<0.005	
8/3/2017	<0.005	
1/23/2018	<0.005	
6/25/2018	<0.005	
1/30/2019	<0.005	
6/26/2019	<0.005	
9/12/2019	0.0067	
3/16/2020	0.0033 (J)	
9/9/2020	<0.005	
3/17/2021	<0.005	
8/19/2021	<0.005	
3/2/2022		<0.005
8/11/2022		0.0053
2/20/2023		0.0033 (J)
8/14/2023		0.005

ND substitution: RL or RL/2 if <15% NDs.

Mann-Whitney (Wilcoxon Rank Sum)

Constituent: Zinc (mg/L) Analysis Run 8/13/2024 10:28 AM View: Appendix I Mann-Whitney

Plant Wansley Client: Southern Company Data: Wansley Landfill

	GWC-6	GWC-6
8/31/2011	0.0037	
10/30/2011	0.0043	
12/5/2011	0.0047	
1/25/2012	<0.005	
7/24/2012	<0.005	
1/8/2013	<0.005	
7/9/2013	<0.005	
1/15/2014	0.0034	
6/25/2014	0.002 (J)	
1/20/2015	<0.005	
7/24/2015	0.0017 (J)	
1/20/2016	0.0018 (J)	
1/26/2017	<0.005	
8/3/2017	<0.005	
1/23/2018	<0.005	
6/25/2018	<0.005	
1/30/2019	<0.005	
6/26/2019	0.0033 (J)	
9/12/2019	0.049 (o)	
3/16/2020	0.0032 (J)	
9/11/2020	0.0071	
3/17/2021	<0.005	
8/18/2021	0.0034 (J)	
3/2/2022		<0.005
8/11/2022		0.0051
2/20/2023		<0.005
8/14/2023		<0.005

ND substitution: RL or RL/2 if <15% NDs.

Mann-Whitney (Wilcoxon Rank Sum)

Constituent: Zinc (mg/L) Analysis Run 8/13/2024 10:28 AM View: Appendix I Mann-Whitney

Plant Wansley Client: Southern Company Data: Wansley Landfill

	GWC-7	GWC-7
9/7/2011	<0.005	
10/30/2011	<0.005	
12/5/2011	<0.005	
1/25/2012	<0.005	
7/18/2012	0.0035	
1/7/2013	0.0033	
7/9/2013	0.0035	
1/14/2014	0.0022 (J)	
6/24/2014	0.01	
1/20/2015	0.0018 (J)	
7/27/2015	<0.005	
1/26/2016	0.0016 (J)	
1/26/2017	<0.005	
8/4/2017	<0.005	
1/23/2018	<0.005	
6/25/2018	<0.005	
1/21/2019	<0.005	
6/25/2019	<0.005	
9/10/2019	0.0063	
3/12/2020	0.038 (o)	
9/14/2020	0.0041 (J)	
3/16/2021	<0.005	
8/19/2021	<0.005	
3/2/2022		<0.005
8/11/2022		0.0038 (J)
2/21/2023		<0.005
8/9/2023		<0.005

ND substitution: RL or RL/2 if <15% NDs.

Mann-Whitney (Wilcoxon Rank Sum)

Constituent: Zinc (mg/L) Analysis Run 8/13/2024 10:28 AM View: Appendix I Mann-Whitney

Plant Wansley Client: Southern Company Data: Wansley Landfill

	GWC-8	GWC-8
9/7/2011	0.0029	
10/30/2011	<0.005	
12/5/2011	0.004	
1/19/2012	0.0029	
7/18/2012	0.006	
1/7/2013	<0.005	
7/9/2013	<0.005	
1/14/2014	0.002 (J)	
6/24/2014	0.0011 (J)	
1/20/2015	0.0018 (J)	
7/27/2015	0.0015 (J)	
1/26/2016	<0.005	
1/26/2017	<0.005	
8/7/2017	0.0086 (J)	
1/24/2018	<0.005	
6/21/2018	<0.005	
1/22/2019	<0.005	
6/25/2019	0.0043 (J)	
9/10/2019	0.0051	
3/12/2020	0.044 (o)	
9/14/2020	0.0079	
3/16/2021	0.0045 (J)	
8/20/2021	0.0046 (J)	
3/2/2022		0.0037 (J)
8/11/2022		0.012
2/15/2023		0.0029 (J)
8/9/2023		<0.005

ND substitution: RL or RL/2 if <15% NDs.

Mann-Whitney (Wilcoxon Rank Sum)

Constituent: Zinc (mg/L) Analysis Run 8/13/2024 10:28 AM View: Appendix I Mann-Whitney

Plant Wansley Client: Southern Company Data: Wansley Landfill

	GWC-9	GWC-9
9/7/2011	0.016	
10/30/2011	0.004	
12/4/2011	0.0086	
1/19/2012	0.0081	
7/18/2012	0.0058	
1/8/2013	0.0034	
7/9/2013	<0.005	
1/14/2014	0.003	
6/24/2014	0.0016 (J)	
1/20/2015	0.0021 (J)	
7/27/2015	<0.005	
1/26/2016	<0.005	
1/31/2017	<0.005	
8/7/2017	<0.005	
1/24/2018	<0.005	
6/21/2018	<0.005	
1/22/2019	<0.005	
6/25/2019	0.005	
9/16/2019	0.0049 (J)	
3/16/2020	0.0094	
9/11/2020	0.0055	
3/16/2021	0.0048 (J)	
8/25/2021	<0.005	
3/9/2022		0.003 (J)
8/16/2022	0.096 (o)	
10/12/2022	0.043 (Ro)	
2/15/2023		0.015
8/9/2023		0.015

ND substitution: RL or RL/2 if <15% NDs.

FIGURE E.

Appendix III Mann-Whitney - Significant Results

Plant Wansley Client: Southern Company Data: Wansley Landfill Printed 8/13/2024, 10:32 AM

Constituent	Well	Calc.	0.01	Alpha	Sig.	Method
pH, Field (S.U.)	**GWC-9**	**-2.91**	**Yes**	**0.01**	**Yes**	**Mann-W**
Sulfate as SO4 (mg/L)	**GWC-10**	**-2.844**	**Yes**	**0.01**	**Yes**	**Mann-W**
Sulfate as SO4 (mg/L)	**GWC-12**	**2.889**	**Yes**	**0.01**	**Yes**	**Mann-W**
Sulfate as SO4 (mg/L)	**GWC-32**	**-2.845**	**Yes**	**0.01**	**Yes**	**Mann-W**
Sulfate as SO4 (mg/L)	**GWC-33**	**-2.77**	**Yes**	**0.01**	**Yes**	**Mann-W**
Sulfate as SO4 (mg/L)	**GWC-7**	**-3.111**	**Yes**	**0.01**	**Yes**	**Mann-W**
Total Dissolved Solids [TDS] (mg/L)	**GWC-7**	**-2.645**	**Yes**	**0.01**	**Yes**	**Mann-W**

Appendix III Mann-Whitney - All Results

Plant Wansley Client: Southern Company Data: Wansley Landfill Printed 8/13/2024, 10:32 AM

Constituent	Well	Calc.	0.01	Alpha	Sig.	Method
pH, Field (S.U.)	GWA-1 (bg)	-0.8526	No	0.01	No	Mann-W
pH, Field (S.U.)	GWA-2 (bg)	-0.8529	No	0.01	No	Mann-W
pH, Field (S.U.)	GWA-28 (bg)	0.1939	No	0.01	No	Mann-W
pH, Field (S.U.)	GWA-29 (bg)	-0.08534	No	0.01	No	Mann-W
pH, Field (S.U.)	GWA-3 (bg)	-0.6068	No	0.01	No	Mann-W
pH, Field (S.U.)	GWA-4 (bg)	1.023	No	0.01	No	Mann-W
pH, Field (S.U.)	GWC-10	-0.4464	No	0.01	No	Mann-W
pH, Field (S.U.)	GWC-11	-0.5427	No	0.01	No	Mann-W
pH, Field (S.U.)	GWC-12	-0.9736	No	0.01	No	Mann-W
pH, Field (S.U.)	GWC-13	0.2435	No	0.01	No	Mann-W
pH, Field (S.U.)	GWC-14	0.6199	No	0.01	No	Mann-W
pH, Field (S.U.)	GWC-15	0.8944	No	0.01	No	Mann-W
pH, Field (S.U.)	GWC-16	-0.2559	No	0.01	No	Mann-W
pH, Field (S.U.)	GWC-17	-2.476	No	0.01	No	Mann-W
pH, Field (S.U.)	GWC-18	-1.028	No	0.01	No	Mann-W
pH, Field (S.U.)	GWC-19	-1.99	No	0.01	No	Mann-W
pH, Field (S.U.)	GWC-20	1.235	No	0.01	No	Mann-W
pH, Field (S.U.)	GWC-21	-0.7668	No	0.01	No	Mann-W
pH, Field (S.U.)	GWC-22	-0.5279	No	0.01	No	Mann-W
pH, Field (S.U.)	GWC-23	-1.884	No	0.01	No	Mann-W
pH, Field (S.U.)	GWC-24	-2.555	No	0.01	No	Mann-W
pH, Field (S.U.)	GWC-25	-0.5688	No	0.01	No	Mann-W
pH, Field (S.U.)	GWC-26	-1.749	No	0.01	No	Mann-W
pH, Field (S.U.)	GWC-27	-0.3104	No	0.01	No	Mann-W
pH, Field (S.U.)	GWC-30	-1.24	No	0.01	No	Mann-W
pH, Field (S.U.)	GWC-31	0.6497	No	0.01	No	Mann-W
pH, Field (S.U.)	GWC-32	-2.153	No	0.01	No	Mann-W
pH, Field (S.U.)	GWC-33	-1.86	No	0.01	No	Mann-W
pH, Field (S.U.)	GWC-34	-1.016	No	0.01	No	Mann-W
pH, Field (S.U.)	GWC-35	-0.4874	No	0.01	No	Mann-W
pH, Field (S.U.)	GWC-5	-1.828	No	0.01	No	Mann-W
pH, Field (S.U.)	GWC-6	-0.65	No	0.01	No	Mann-W
pH, Field (S.U.)	GWC-7	1.705	No	0.01	No	Mann-W
pH, Field (S.U.)	GWC-8	-1.152	No	0.01	No	Mann-W
pH, Field (S.U.)	**GWC-9**	**-2.91**	**Yes**	**0.01**	**Yes**	**Mann-W**
Sulfate as SO4 (mg/L)	GWA-1 (bg)	-0.08293	No	0.01	No	Mann-W
Sulfate as SO4 (mg/L)	GWA-2 (bg)	0.691	No	0.01	No	Mann-W
Sulfate as SO4 (mg/L)	GWA-28 (bg)	-0.9365	No	0.01	No	Mann-W
Sulfate as SO4 (mg/L)	GWA-29 (bg)	-0.8951	No	0.01	No	Mann-W
Sulfate as SO4 (mg/L)	GWA-3 (bg)	0.2613	No	0.01	No	Mann-W
Sulfate as SO4 (mg/L)	GWA-4 (bg)	-0.08238	No	0.01	No	Mann-W
Sulfate as SO4 (mg/L)	**GWC-10**	**-2.844**	**Yes**	**0.01**	**Yes**	**Mann-W**
Sulfate as SO4 (mg/L)	GWC-11	-1.573	No	0.01	No	Mann-W
Sulfate as SO4 (mg/L)	**GWC-12**	**2.889**	**Yes**	**0.01**	**Yes**	**Mann-W**
Sulfate as SO4 (mg/L)	GWC-13	-1.632	No	0.01	No	Mann-W
Sulfate as SO4 (mg/L)	GWC-14	-0.8947	No	0.01	No	Mann-W
Sulfate as SO4 (mg/L)	GWC-15	-0.896	No	0.01	No	Mann-W
Sulfate as SO4 (mg/L)	GWC-16	0.6911	No	0.01	No	Mann-W
Sulfate as SO4 (mg/L)	GWC-17	-1.16	No	0.01	No	Mann-W
Sulfate as SO4 (mg/L)	GWC-18	-0.4032	No	0.01	No	Mann-W
Sulfate as SO4 (mg/L)	GWC-19	-1.515	No	0.01	No	Mann-W
Sulfate as SO4 (mg/L)	GWC-20	-0.8931	No	0.01	No	Mann-W
Sulfate as SO4 (mg/L)	GWC-21	1.662	No	0.01	No	Mann-W
Sulfate as SO4 (mg/L)	GWC-22	-1.106	No	0.01	No	Mann-W
Sulfate as SO4 (mg/L)	GWC-23	-0.7465	No	0.01	No	Mann-W
Sulfate as SO4 (mg/L)	GWC-24	-1.836	No	0.01	No	Mann-W
Sulfate as SO4 (mg/L)	GWC-25	-1.135	No	0.01	No	Mann-W
Sulfate as SO4 (mg/L)	GWC-26	0.04769	No	0.01	No	Mann-W
Sulfate as SO4 (mg/L)	GWC-27	-0.8123	No	0.01	No	Mann-W
Sulfate as SO4 (mg/L)	GWC-30	-1.315	No	0.01	No	Mann-W
Sulfate as SO4 (mg/L)	GWC-31	-2.342	No	0.01	No	Mann-W
Sulfate as SO4 (mg/L)	**GWC-32**	**-2.845**	**Yes**	**0.01**	**Yes**	**Mann-W**
Sulfate as SO4 (mg/L)	**GWC-33**	**-2.77**	**Yes**	**0.01**	**Yes**	**Mann-W**
Sulfate as SO4 (mg/L)	GWC-34	-2.005	No	0.01	No	Mann-W
Sulfate as SO4 (mg/L)	GWC-35	0.3675	No	0.01	No	Mann-W
Sulfate as SO4 (mg/L)	GWC-5	-1.653	No	0.01	No	Mann-W
Sulfate as SO4 (mg/L)	GWC-6	-0.6107	No	0.01	No	Mann-W
Sulfate as SO4 (mg/L)	**GWC-7**	**-3.111**	**Yes**	**0.01**	**Yes**	**Mann-W**

Appendix III Mann-Whitney - All Results

Plant Wansley Client: Southern Company Data: Wansley Landfill Printed 8/13/2024, 10:32 AM

Constituent	Well	Calc.	0.01	Alpha	Sig.	Method
Sulfate as SO4 (mg/L)	GWC-8	-0.1283	No	0.01	No	Mann-W
Sulfate as SO4 (mg/L)	GWC-9	-0.2842	No	0.01	No	Mann-W
Total Dissolved Solids [TDS] (mg/L)	GWA-1 (bg)	1.236	No	0.01	No	Mann-W
Total Dissolved Solids [TDS] (mg/L)	GWA-2 (bg)	0.7719	No	0.01	No	Mann-W
Total Dissolved Solids [TDS] (mg/L)	GWA-28 (bg)	1.908	No	0.01	No	Mann-W
Total Dissolved Solids [TDS] (mg/L)	GWA-29 (bg)	1.363	No	0.01	No	Mann-W
Total Dissolved Solids [TDS] (mg/L)	GWA-3 (bg)	0.5485	No	0.01	No	Mann-W
Total Dissolved Solids [TDS] (mg/L)	GWA-4 (bg)	0.08168	No	0.01	No	Mann-W
Total Dissolved Solids [TDS] (mg/L)	GWC-10	-1.546	No	0.01	No	Mann-W
Total Dissolved Solids [TDS] (mg/L)	GWC-11	-1.383	No	0.01	No	Mann-W
Total Dissolved Solids [TDS] (mg/L)	GWC-12	2.245	No	0.01	No	Mann-W
Total Dissolved Solids [TDS] (mg/L)	GWC-13	0.6505	No	0.01	No	Mann-W
Total Dissolved Solids [TDS] (mg/L)	GWC-14	0.2435	No	0.01	No	Mann-W
Total Dissolved Solids [TDS] (mg/L)	GWC-15	0	No	0.01	No	Mann-W
Total Dissolved Solids [TDS] (mg/L)	GWC-16	1.056	No	0.01	No	Mann-W
Total Dissolved Solids [TDS] (mg/L)	GWC-17	0.7342	No	0.01	No	Mann-W
Total Dissolved Solids [TDS] (mg/L)	GWC-18	0.9745	No	0.01	No	Mann-W
Total Dissolved Solids [TDS] (mg/L)	GWC-19	0.6492	No	0.01	No	Mann-W
Total Dissolved Solids [TDS] (mg/L)	GWC-20	0.2442	No	0.01	No	Mann-W
Total Dissolved Solids [TDS] (mg/L)	GWC-21	1.259	No	0.01	No	Mann-W
Total Dissolved Solids [TDS] (mg/L)	GWC-22	0.8626	No	0.01	No	Mann-W
Total Dissolved Solids [TDS] (mg/L)	GWC-23	0.9377	No	0.01	No	Mann-W
Total Dissolved Solids [TDS] (mg/L)	GWC-24	-0.734	No	0.01	No	Mann-W
Total Dissolved Solids [TDS] (mg/L)	GWC-25	-0.528	No	0.01	No	Mann-W
Total Dissolved Solids [TDS] (mg/L)	GWC-26	-0.2436	No	0.01	No	Mann-W
Total Dissolved Solids [TDS] (mg/L)	GWC-27	0.1221	No	0.01	No	Mann-W
Total Dissolved Solids [TDS] (mg/L)	GWC-30	1.421	No	0.01	No	Mann-W
Total Dissolved Solids [TDS] (mg/L)	GWC-31	-1.705	No	0.01	No	Mann-W
Total Dissolved Solids [TDS] (mg/L)	GWC-32	-0.9342	No	0.01	No	Mann-W
Total Dissolved Solids [TDS] (mg/L)	GWC-33	-1.066	No	0.01	No	Mann-W
Total Dissolved Solids [TDS] (mg/L)	GWC-34	0.2841	No	0.01	No	Mann-W
Total Dissolved Solids [TDS] (mg/L)	GWC-35	1.704	No	0.01	No	Mann-W
Total Dissolved Solids [TDS] (mg/L)	GWC-5	0.4897	No	0.01	No	Mann-W
Total Dissolved Solids [TDS] (mg/L)	GWC-6	1.355	No	0.01	No	Mann-W
Total Dissolved Solids [TDS] (mg/L)	**GWC-7**	**-2.645**	**Yes**	**0.01**	**Yes**	**Mann-W**
Total Dissolved Solids [TDS] (mg/L)	GWC-8	-0.9351	No	0.01	No	Mann-W
Total Dissolved Solids [TDS] (mg/L)	GWC-9	-2.114	No	0.01	No	Mann-W

Sanitas™ v.10.0.20 Software licensed to Groundwater Stats Consulting. UG

Mann-Whitney (Wilcoxon Rank Sum)

GWA-1 (bg)

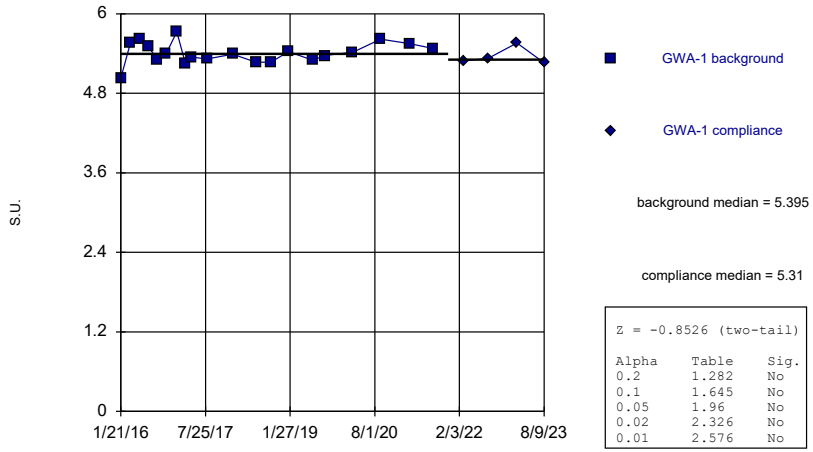

background median = 5.395

compliance median = 5.31

Z = -0.8526 (two-tail)

Alpha	Table	Sig.
0.2	1.282	No
0.1	1.645	No
0.05	1.96	No
0.02	2.326	No
0.01	2.576	No

Constituent: pH, Field Analysis Run 8/13/2024 10:29 AM View: Appendix III - Mann-Whitney
Plant Wansley Client: Southern Company Data: Wansley Landfill

Sanitas™ v.10.0.20 Software licensed to Groundwater Stats Consulting. UG

Mann-Whitney (Wilcoxon Rank Sum)

GWA-2 (bg)

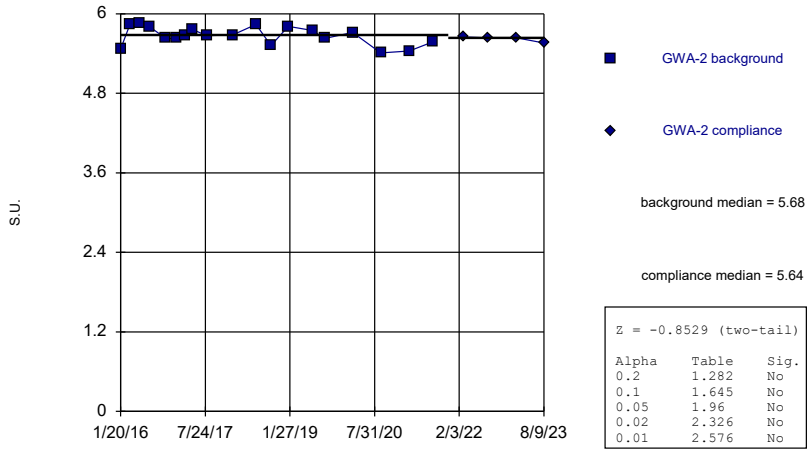

background median = 5.68

compliance median = 5.64

Z = -0.8529 (two-tail)

Alpha	Table	Sig.
0.2	1.282	No
0.1	1.645	No
0.05	1.96	No
0.02	2.326	No
0.01	2.576	No

Constituent: pH, Field Analysis Run 8/13/2024 10:29 AM View: Appendix III - Mann-Whitney
Plant Wansley Client: Southern Company Data: Wansley Landfill

Sanitas™ v.10.0.20 Software licensed to Groundwater Stats Consulting. UG

Mann-Whitney (Wilcoxon Rank Sum)

GWA-28 (bg)

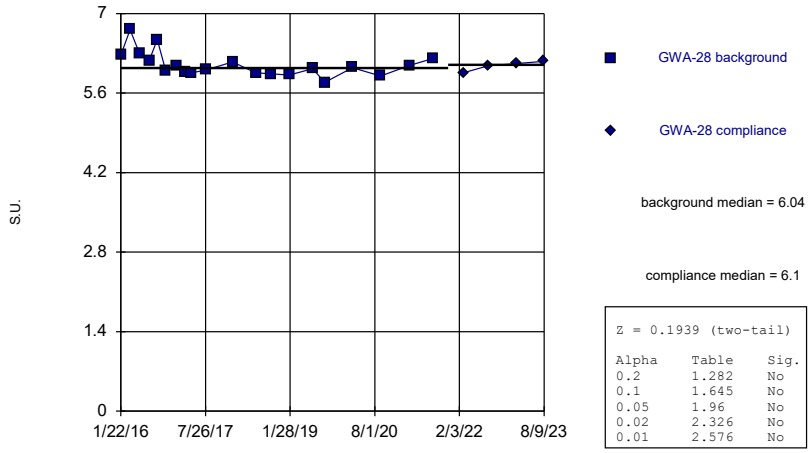

background median = 6.04

compliance median = 6.1

Z = 0.1939 (two-tail)

Alpha	Table	Sig.
0.2	1.282	No
0.1	1.645	No
0.05	1.96	No
0.02	2.326	No
0.01	2.576	No

Constituent: pH, Field Analysis Run 8/13/2024 10:29 AM View: Appendix III - Mann-Whitney
Plant Wansley Client: Southern Company Data: Wansley Landfill

Sanitas™ v.10.0.20 Software licensed to Groundwater Stats Consulting. UG

Mann-Whitney (Wilcoxon Rank Sum)

GWA-29 (bg)

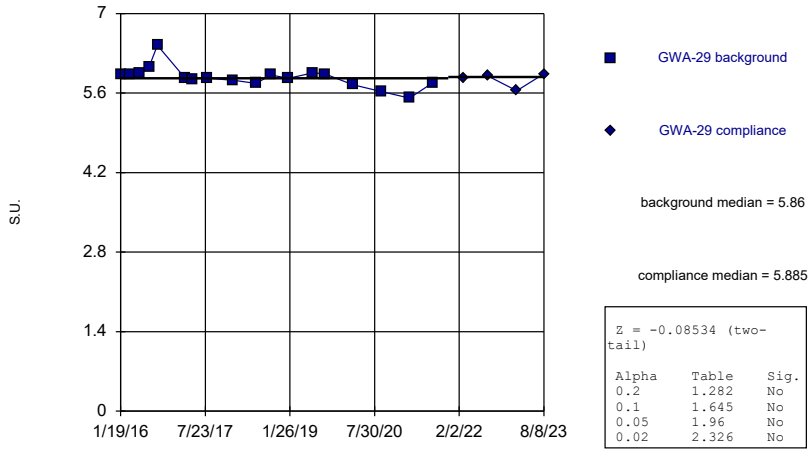

background median = 5.86

compliance median = 5.885

Z = -0.08534 (two-tail)

Alpha	Table	Sig.
0.2	1.282	No
0.1	1.645	No
0.05	1.96	No
0.02	2.326	No

Constituent: pH, Field Analysis Run 8/13/2024 10:29 AM View: Appendix III - Mann-Whitney
Plant Wansley Client: Southern Company Data: Wansley Landfill

Sanitas™ v.10.0.20 Software licensed to Groundwater Stats Consulting. UG

Mann-Whitney (Wilcoxon Rank Sum)

GWA-3 (bg)

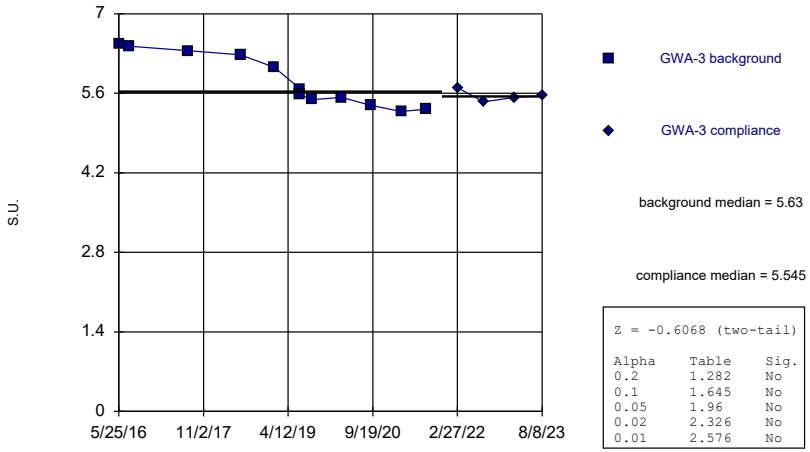

Z = -0.6068 (two-tail)

Alpha	Table	Sig.
0.2	1.282	No
0.1	1.645	No
0.05	1.96	No
0.02	2.326	No
0.01	2.576	No

Constituent: pH, Field Analysis Run 8/13/2024 10:29 AM View: Appendix III - Mann-Whitney
Plant Wansley Client: Southern Company Data: Wansley Landfill

Sanitas™ v.10.0.20 Software licensed to Groundwater Stats Consulting. UG

Mann-Whitney (Wilcoxon Rank Sum)

GWA-4 (bg)

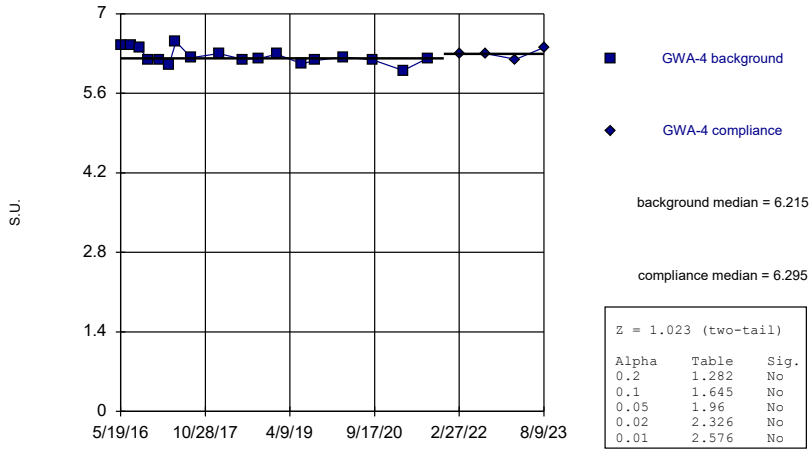

Z = 1.023 (two-tail)

Alpha	Table	Sig.
0.2	1.282	No
0.1	1.645	No
0.05	1.96	No
0.02	2.326	No
0.01	2.576	No

Constituent: pH, Field Analysis Run 8/13/2024 10:29 AM View: Appendix III - Mann-Whitney
Plant Wansley Client: Southern Company Data: Wansley Landfill

Sanitas™ v.10.0.20 Software licensed to Groundwater Stats Consulting. UG

Mann-Whitney (Wilcoxon Rank Sum)

GWC-10

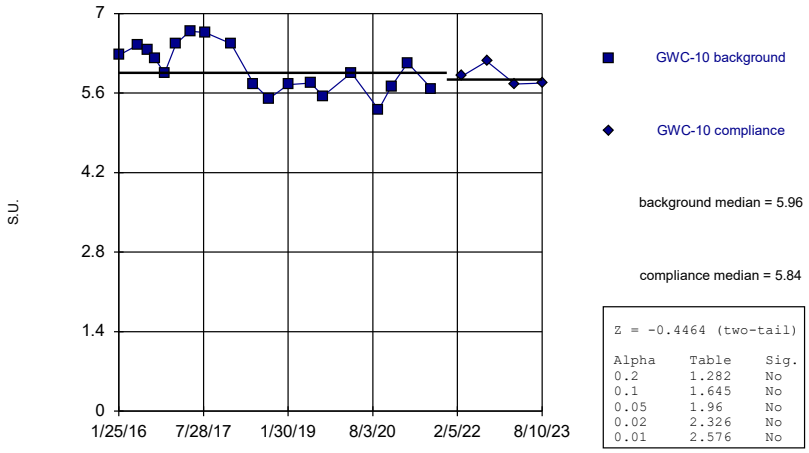

Z = -0.4464 (two-tail)

Alpha	Table	Sig.
0.2	1.282	No
0.1	1.645	No
0.05	1.96	No
0.02	2.326	No
0.01	2.576	No

Constituent: pH, Field Analysis Run 8/13/2024 10:29 AM View: Appendix III - Mann-Whitney
Plant Wansley Client: Southern Company Data: Wansley Landfill

Sanitas™ v.10.0.20 Software licensed to Groundwater Stats Consulting. UG

Mann-Whitney (Wilcoxon Rank Sum)

GWC-11

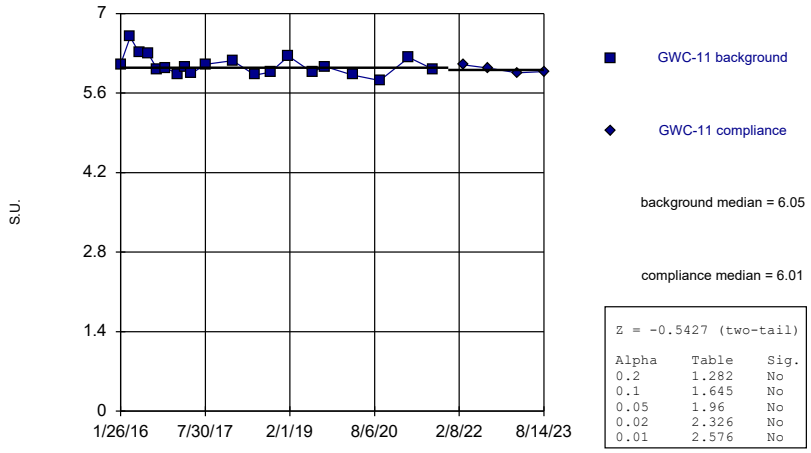

Z = -0.5427 (two-tail)

Alpha	Table	Sig.
0.2	1.282	No
0.1	1.645	No
0.05	1.96	No
0.02	2.326	No
0.01	2.576	No

Constituent: pH, Field Analysis Run 8/13/2024 10:29 AM View: Appendix III - Mann-Whitney
Plant Wansley Client: Southern Company Data: Wansley Landfill

Sanitas™ v.10.0.20 Software licensed to Groundwater Stats Consulting. UG

Mann-Whitney (Wilcoxon Rank Sum)

GWC-12

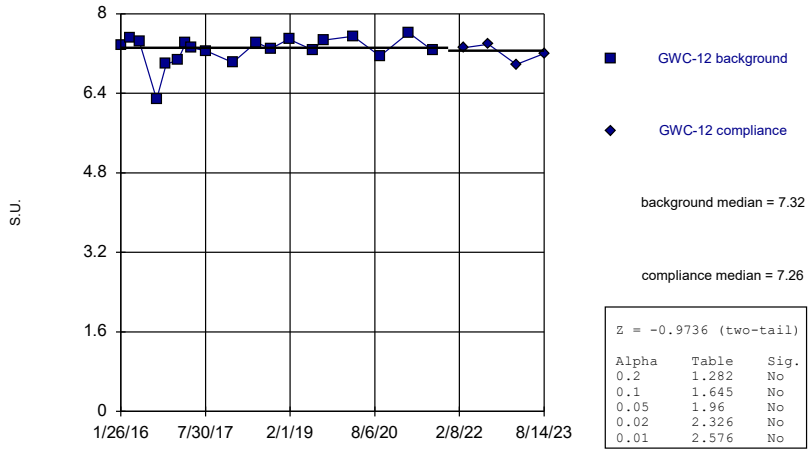

background median = 7.32

compliance median = 7.26

Z = -0.9736 (two-tail)

Alpha	Table	Sig.
0.2	1.282	No
0.1	1.645	No
0.05	1.96	No
0.02	2.326	No
0.01	2.576	No

Constituent: pH, Field Analysis Run 8/13/2024 10:29 AM View: Appendix III - Mann-Whitney
Plant Wansley Client: Southern Company Data: Wansley Landfill

Sanitas™ v.10.0.20 Software licensed to Groundwater Stats Consulting. UG

Mann-Whitney (Wilcoxon Rank Sum)

GWC-13

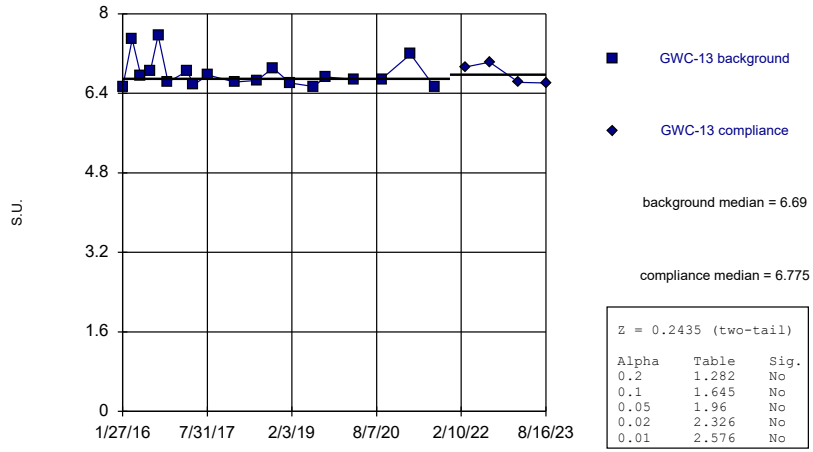

background median = 6.69

compliance median = 6.775

Z = 0.2435 (two-tail)

Alpha	Table	Sig.
0.2	1.282	No
0.1	1.645	No
0.05	1.96	No
0.02	2.326	No
0.01	2.576	No

Constituent: pH, Field Analysis Run 8/13/2024 10:29 AM View: Appendix III - Mann-Whitney
Plant Wansley Client: Southern Company Data: Wansley Landfill

Sanitas™ v.10.0.20 Software licensed to Groundwater Stats Consulting. UG

Mann-Whitney (Wilcoxon Rank Sum)

GWC-14

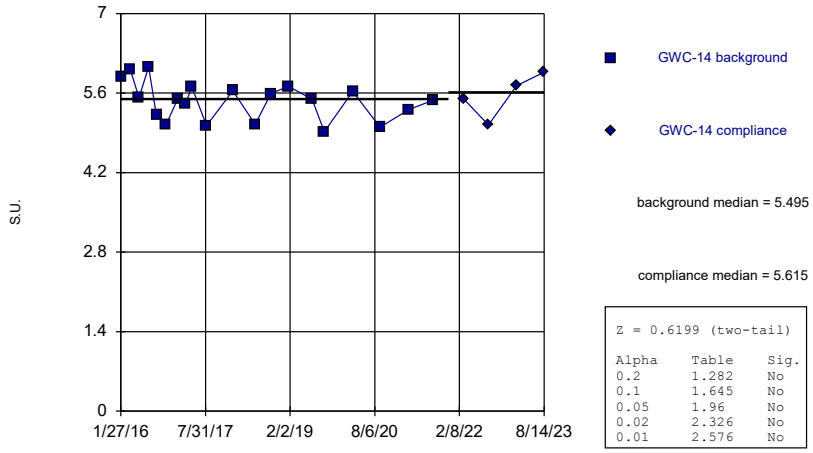

background median = 5.495

compliance median = 5.615

Z = 0.6199 (two-tail)

Alpha	Table	Sig.
0.2	1.282	No
0.1	1.645	No
0.05	1.96	No
0.02	2.326	No
0.01	2.576	No

Constituent: pH, Field Analysis Run 8/13/2024 10:29 AM View: Appendix III - Mann-Whitney
Plant Wansley Client: Southern Company Data: Wansley Landfill

Sanitas™ v.10.0.20 Software licensed to Groundwater Stats Consulting. UG

Mann-Whitney (Wilcoxon Rank Sum)

GWC-15

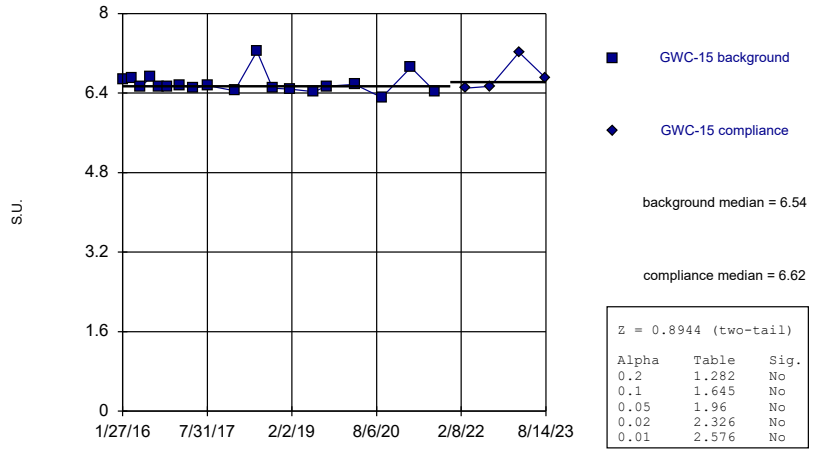

background median = 6.54

compliance median = 6.62

Z = 0.8944 (two-tail)

Alpha	Table	Sig.
0.2	1.282	No
0.1	1.645	No
0.05	1.96	No
0.02	2.326	No
0.01	2.576	No

Constituent: pH, Field Analysis Run 8/13/2024 10:29 AM View: Appendix III - Mann-Whitney
Plant Wansley Client: Southern Company Data: Wansley Landfill

Sanitas™ v.10.0.20 Software licensed to Groundwater Stats Consulting. UG

Mann-Whitney (Wilcoxon Rank Sum)

GWC-16

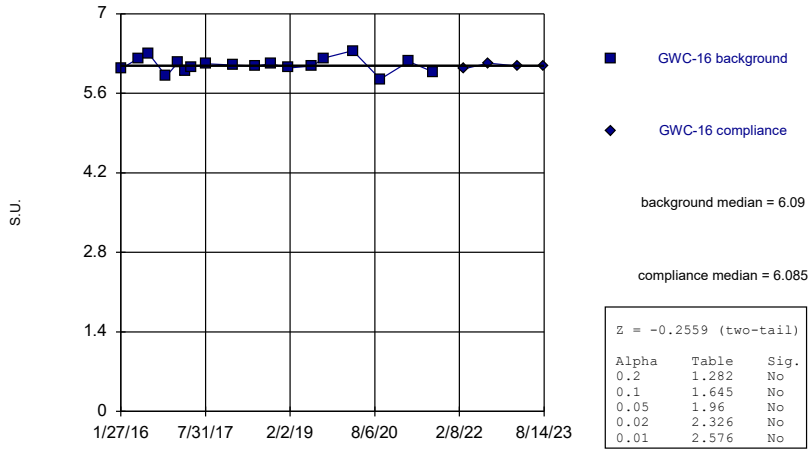

background median = 6.09

compliance median = 6.085

Z = -0.2559 (two-tail)

Alpha	Table	Sig.
0.2	1.282	No
0.1	1.645	No
0.05	1.96	No
0.02	2.326	No
0.01	2.576	No

Constituent: pH, Field Analysis Run 8/13/2024 10:29 AM View: Appendix III - Mann-Whitney
Plant Wansley Client: Southern Company Data: Wansley Landfill

Sanitas™ v.10.0.20 Software licensed to Groundwater Stats Consulting. UG

Mann-Whitney (Wilcoxon Rank Sum)

GWC-17

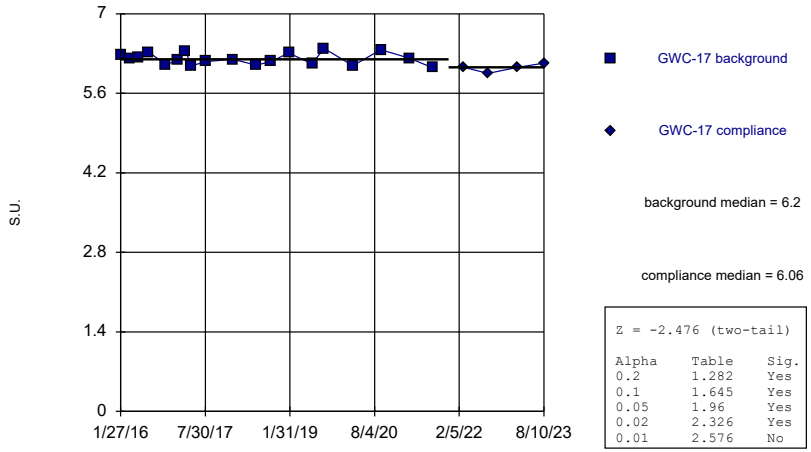

background median = 6.2

compliance median = 6.06

Z = -2.476 (two-tail)

Alpha	Table	Sig.
0.2	1.282	Yes
0.1	1.645	Yes
0.05	1.96	Yes
0.02	2.326	Yes
0.01	2.576	No

Constituent: pH, Field Analysis Run 8/13/2024 10:29 AM View: Appendix III - Mann-Whitney
Plant Wansley Client: Southern Company Data: Wansley Landfill

Sanitas™ v.10.0.20 Software licensed to Groundwater Stats Consulting. UG

Mann-Whitney (Wilcoxon Rank Sum)

GWC-18

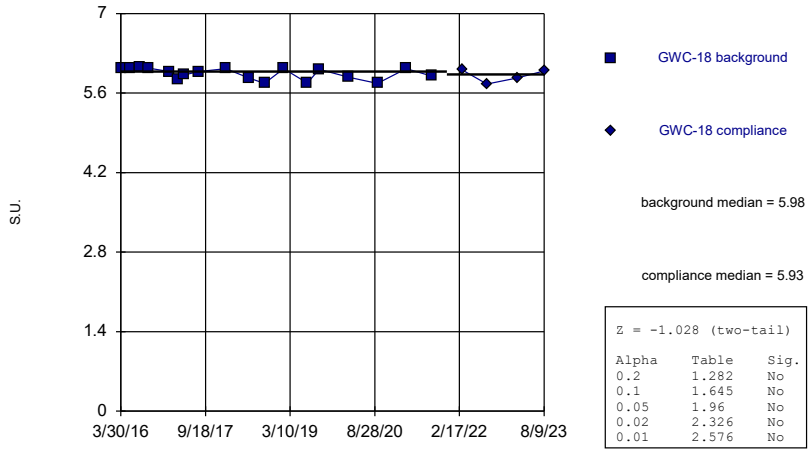

background median = 5.98

compliance median = 5.93

Z = -1.028 (two-tail)

Alpha	Table	Sig.
0.2	1.282	No
0.1	1.645	No
0.05	1.96	No
0.02	2.326	No
0.01	2.576	No

Constituent: pH, Field Analysis Run 8/13/2024 10:29 AM View: Appendix III - Mann-Whitney
Plant Wansley Client: Southern Company Data: Wansley Landfill

Sanitas™ v.10.0.20 Software licensed to Groundwater Stats Consulting. UG

Mann-Whitney (Wilcoxon Rank Sum)

GWC-19

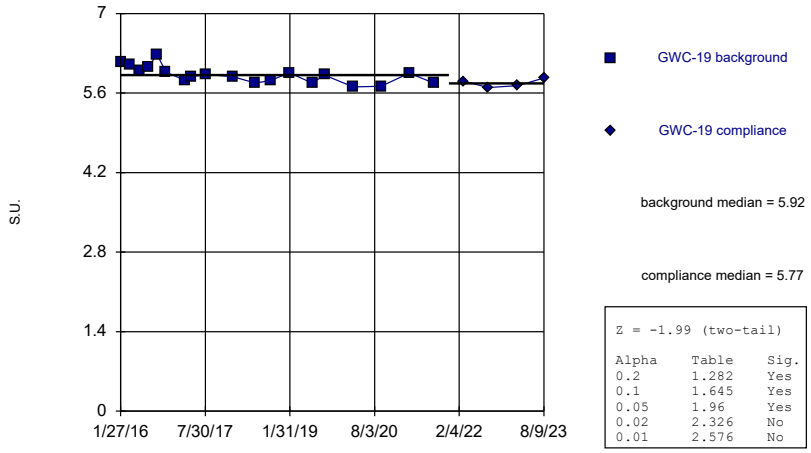

background median = 5.92

compliance median = 5.77

Z = -1.99 (two-tail)

Alpha	Table	Sig.
0.2	1.282	Yes
0.1	1.645	Yes
0.05	1.96	Yes
0.02	2.326	No
0.01	2.576	No

Constituent: pH, Field Analysis Run 8/13/2024 10:29 AM View: Appendix III - Mann-Whitney
Plant Wansley Client: Southern Company Data: Wansley Landfill

Sanitas™ v.10.0.20 Software licensed to Groundwater Stats Consulting. UG

Mann-Whitney (Wilcoxon Rank Sum)

GWC-20

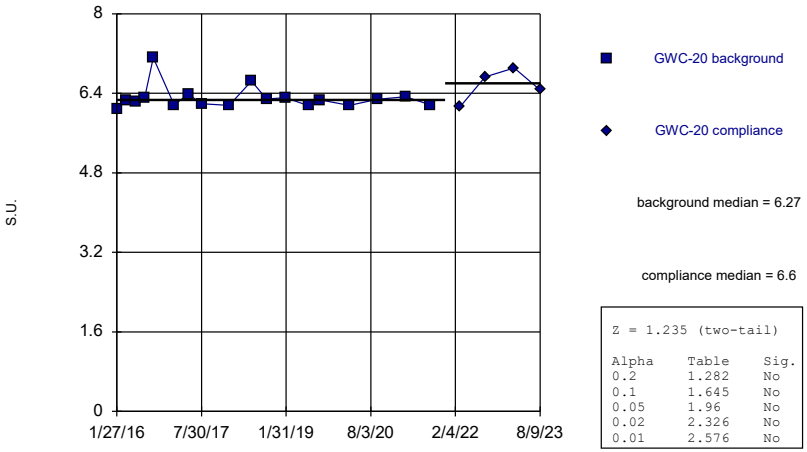

background median = 6.27

compliance median = 6.6

Z = 1.235 (two-tail)

Alpha	Table	Sig.
0.2	1.282	No
0.1	1.645	No
0.05	1.96	No
0.02	2.326	No
0.01	2.576	No

Constituent: pH, Field Analysis Run 8/13/2024 10:29 AM View: Appendix III - Mann-Whitney
Plant Wansley Client: Southern Company Data: Wansley Landfill

Sanitas™ v.10.0.20 Software licensed to Groundwater Stats Consulting. UG

Mann-Whitney (Wilcoxon Rank Sum)

GWC-21

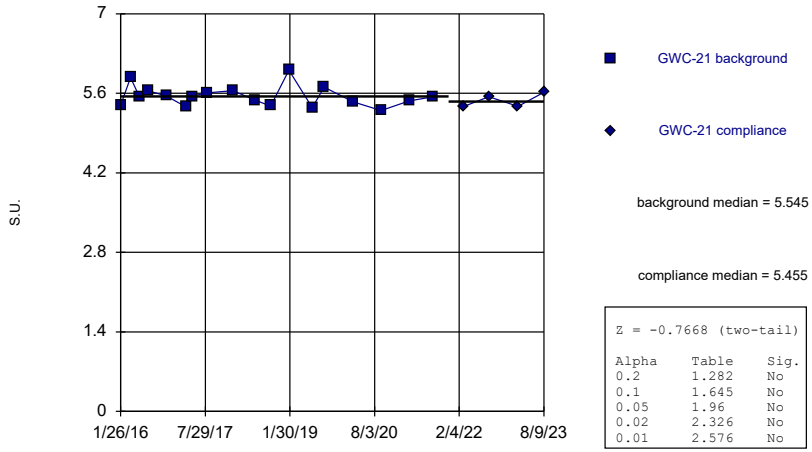

background median = 5.545

compliance median = 5.455

Z = -0.7668 (two-tail)

Alpha	Table	Sig.
0.2	1.282	No
0.1	1.645	No
0.05	1.96	No
0.02	2.326	No
0.01	2.576	No

Constituent: pH, Field Analysis Run 8/13/2024 10:29 AM View: Appendix III - Mann-Whitney
Plant Wansley Client: Southern Company Data: Wansley Landfill

Sanitas™ v.10.0.20 Software licensed to Groundwater Stats Consulting. UG

Mann-Whitney (Wilcoxon Rank Sum)

GWC-22

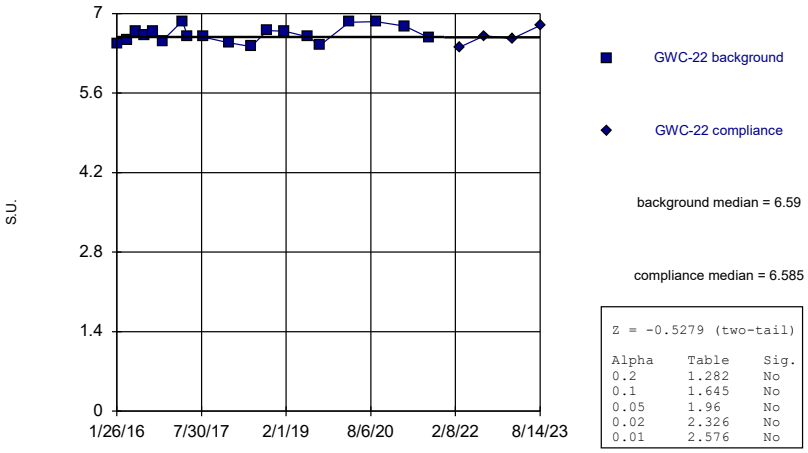

background median = 6.59

compliance median = 6.585

Z = -0.5279 (two-tail)

Alpha	Table	Sig.
0.2	1.282	No
0.1	1.645	No
0.05	1.96	No
0.02	2.326	No
0.01	2.576	No

Constituent: pH, Field Analysis Run 8/13/2024 10:29 AM View: Appendix III - Mann-Whitney
Plant Wansley Client: Southern Company Data: Wansley Landfill

Sanitas™ v.10.0.20 Software licensed to Groundwater Stats Consulting. UG

Mann-Whitney (Wilcoxon Rank Sum)

GWC-23

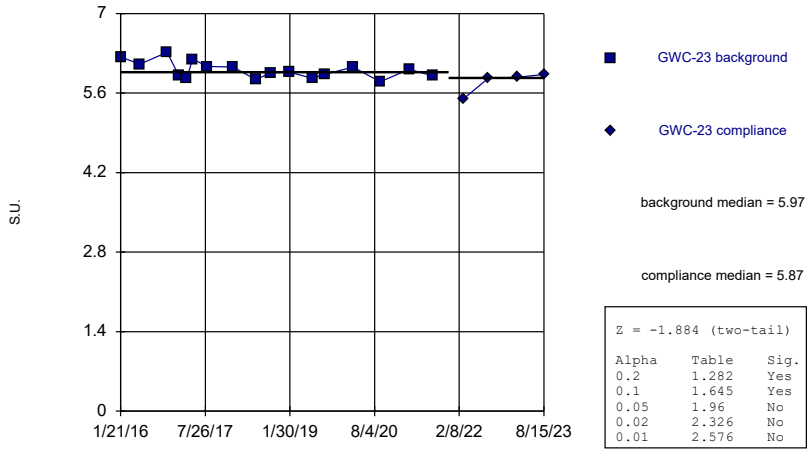

background median = 5.97

compliance median = 5.87

Z = -1.884 (two-tail)

Alpha	Table	Sig.
0.2	1.282	Yes
0.1	1.645	Yes
0.05	1.96	No
0.02	2.326	No
0.01	2.576	No

Constituent: pH, Field Analysis Run 8/13/2024 10:29 AM View: Appendix III - Mann-Whitney
Plant Wansley Client: Southern Company Data: Wansley Landfill

Sanitas™ v.10.0.20 Software licensed to Groundwater Stats Consulting. UG

Mann-Whitney (Wilcoxon Rank Sum)

GWC-24

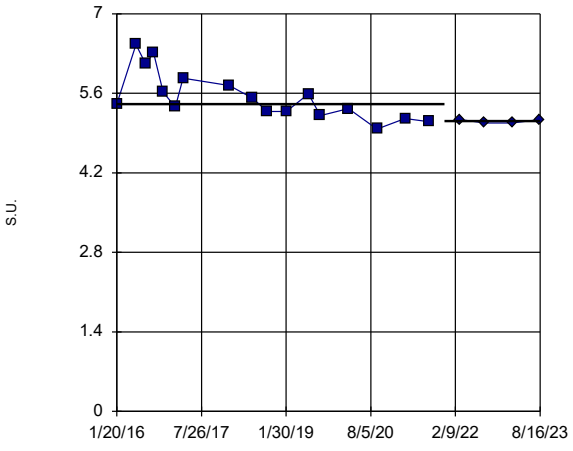

GWC-24 background

GWC-24 compliance

background median = 5.41

compliance median = 5.11

Z = -2.555 (two-tail)

Alpha	Table	Sig.
0.2	1.282	Yes
0.1	1.645	Yes
0.05	1.96	Yes
0.02	2.326	Yes
0.01	2.576	No

Constituent: pH, Field Analysis Run 8/13/2024 10:29 AM View: Appendix III - Mann-Whitney
Plant Wansley Client: Southern Company Data: Wansley Landfill

Sanitas™ v.10.0.20 Software licensed to Groundwater Stats Consulting. UG

Mann-Whitney (Wilcoxon Rank Sum)

GWC-25

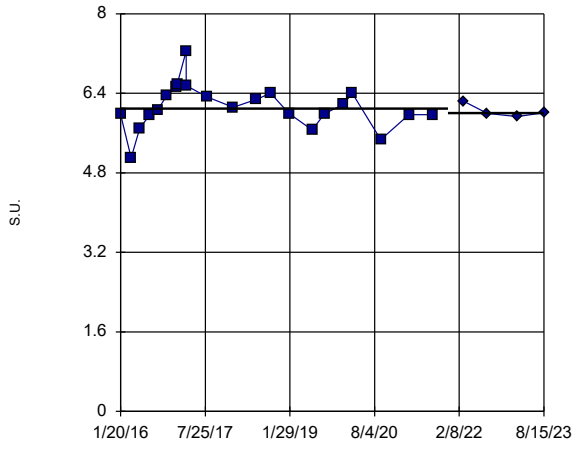

GWC-25 background

GWC-25 compliance

background median = 6.095

compliance median = 6.005

Z = -0.5688 (two-tail)

Alpha	Table	Sig.
0.2	1.282	No
0.1	1.645	No
0.05	1.96	No
0.02	2.326	No
0.01	2.576	No

Constituent: pH, Field Analysis Run 8/13/2024 10:29 AM View: Appendix III - Mann-Whitney
Plant Wansley Client: Southern Company Data: Wansley Landfill

Sanitas™ v.10.0.20 Software licensed to Groundwater Stats Consulting. UG

Mann-Whitney (Wilcoxon Rank Sum)

GWC-26

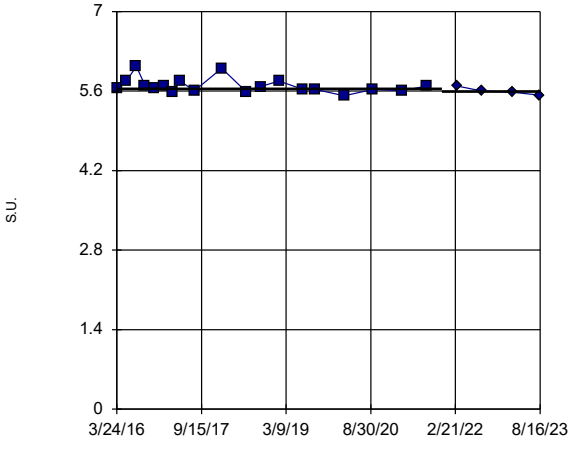

GWC-26 background

GWC-26 compliance

background median = 5.64

compliance median = 5.59

Z = -1.749 (two-tail)

Alpha	Table	Sig.
0.2	1.282	Yes
0.1	1.645	Yes
0.05	1.96	No
0.02	2.326	No
0.01	2.576	No

Constituent: pH, Field Analysis Run 8/13/2024 10:29 AM View: Appendix III - Mann-Whitney
Plant Wansley Client: Southern Company Data: Wansley Landfill

Sanitas™ v.10.0.20 Software licensed to Groundwater Stats Consulting. UG

Mann-Whitney (Wilcoxon Rank Sum)

GWC-27

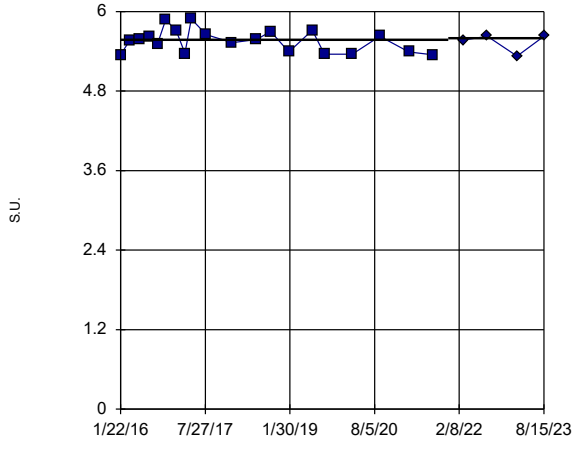

GWC-27 background

GWC-27 compliance

background median = 5.575

compliance median = 5.6

Z = -0.3104 (two-tail)

Alpha	Table	Sig.
0.2	1.282	No
0.1	1.645	No
0.05	1.96	No
0.02	2.326	No
0.01	2.576	No

Constituent: pH, Field Analysis Run 8/13/2024 10:29 AM View: Appendix III - Mann-Whitney
Plant Wansley Client: Southern Company Data: Wansley Landfill

Sanitas™ v.10.0.20 Software licensed to Groundwater Stats Consulting. UG

Mann-Whitney (Wilcoxon Rank Sum)

GWC-30

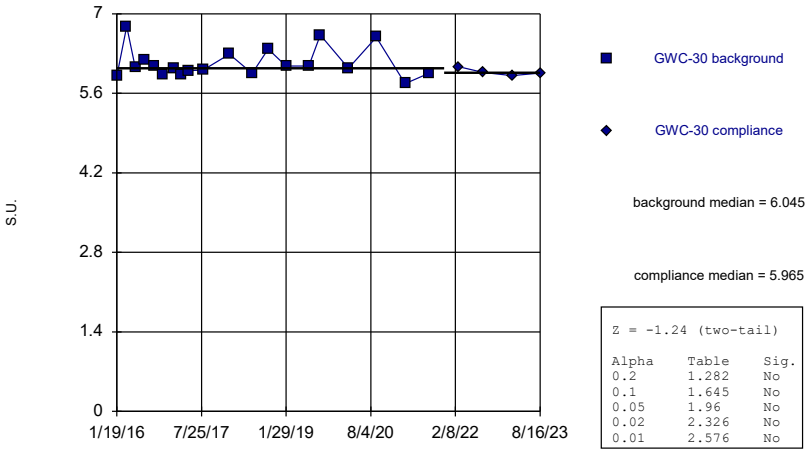

Z = -1.24 (two-tail)

Alpha	Table	Sig.
0.2	1.282	No
0.1	1.645	No
0.05	1.96	No
0.02	2.326	No
0.01	2.576	No

Constituent: pH, Field Analysis Run 8/13/2024 10:29 AM View: Appendix III - Mann-Whitney
Plant Wansley Client: Southern Company Data: Wansley Landfill

Sanitas™ v.10.0.20 Software licensed to Groundwater Stats Consulting. UG

Mann-Whitney (Wilcoxon Rank Sum)

GWC-31

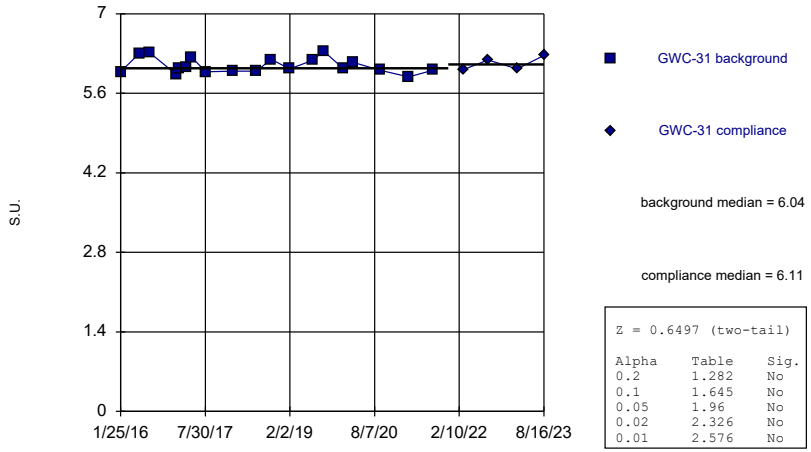

Z = 0.6497 (two-tail)

Alpha	Table	Sig.
0.2	1.282	No
0.1	1.645	No
0.05	1.96	No
0.02	2.326	No
0.01	2.576	No

Constituent: pH, Field Analysis Run 8/13/2024 10:29 AM View: Appendix III - Mann-Whitney
Plant Wansley Client: Southern Company Data: Wansley Landfill

Sanitas™ v.10.0.20 Software licensed to Groundwater Stats Consulting. UG

Mann-Whitney (Wilcoxon Rank Sum)

GWC-32

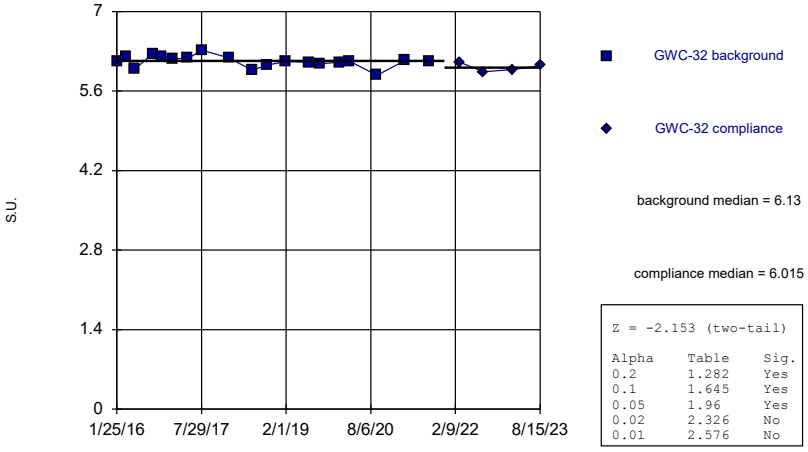

Z = -2.153 (two-tail)

Alpha	Table	Sig.
0.2	1.282	Yes
0.1	1.645	Yes
0.05	1.96	Yes
0.02	2.326	No
0.01	2.576	No

Constituent: pH, Field Analysis Run 8/13/2024 10:29 AM View: Appendix III - Mann-Whitney
Plant Wansley Client: Southern Company Data: Wansley Landfill

Sanitas™ v.10.0.20 Software licensed to Groundwater Stats Consulting. UG

Mann-Whitney (Wilcoxon Rank Sum)

GWC-33

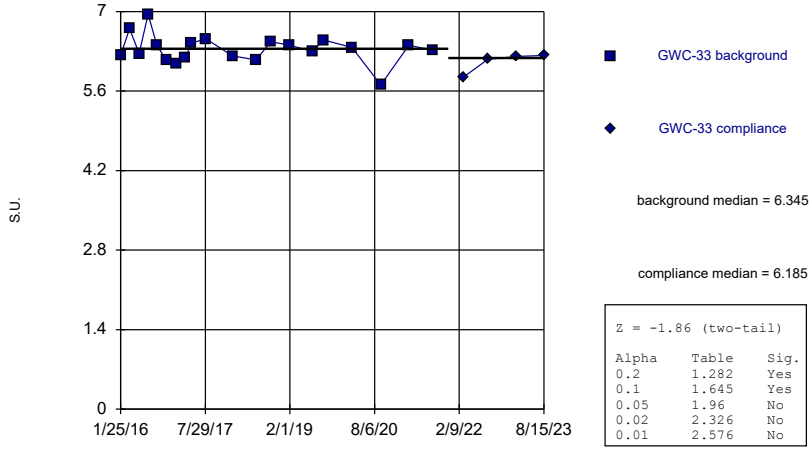

Z = -1.86 (two-tail)

Alpha	Table	Sig.
0.2	1.282	Yes
0.1	1.645	Yes
0.05	1.96	No
0.02	2.326	No
0.01	2.576	No

Constituent: pH, Field Analysis Run 8/13/2024 10:29 AM View: Appendix III - Mann-Whitney
Plant Wansley Client: Southern Company Data: Wansley Landfill

Sanitas™ v.10.0.20 Software licensed to Groundwater Stats Consulting. UG

Mann-Whitney (Wilcoxon Rank Sum)

GWC-34

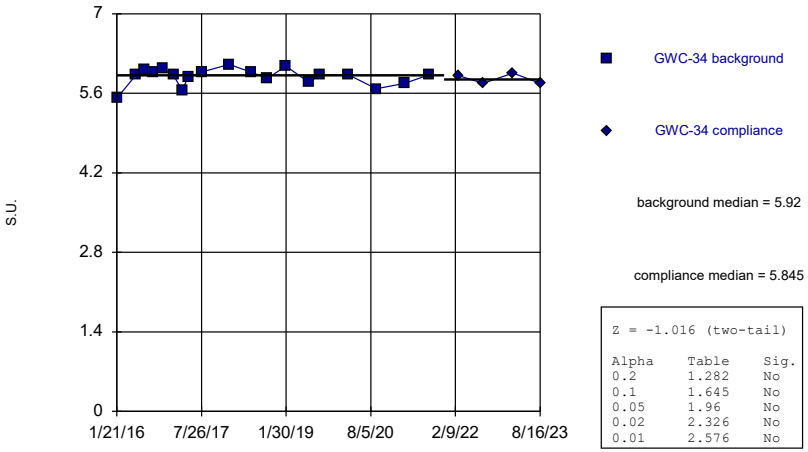

background median = 5.92

compliance median = 5.845

Z = -1.016 (two-tail)

Alpha	Table	Sig.
0.2	1.282	No
0.1	1.645	No
0.05	1.96	No
0.02	2.326	No
0.01	2.576	No

Constituent: pH, Field Analysis Run 8/13/2024 10:29 AM View: Appendix III - Mann-Whitney
Plant Wansley Client: Southern Company Data: Wansley Landfill

Sanitas™ v.10.0.20 Software licensed to Groundwater Stats Consulting. UG

Mann-Whitney (Wilcoxon Rank Sum)

GWC-35

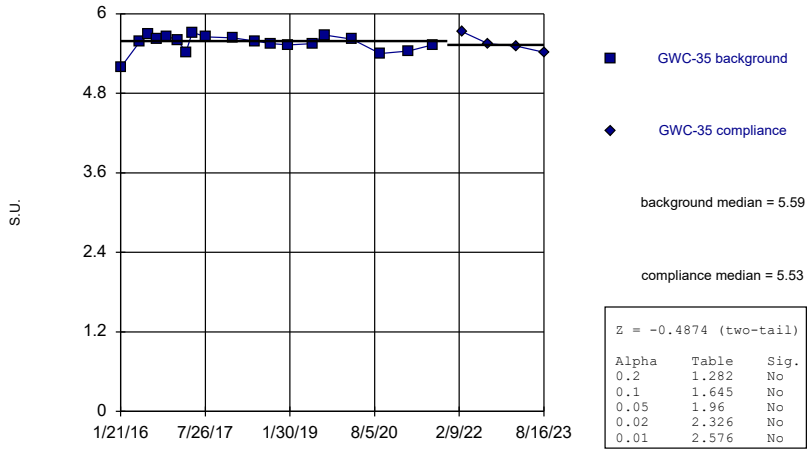

background median = 5.59

compliance median = 5.53

Z = -0.4874 (two-tail)

Alpha	Table	Sig.
0.2	1.282	No
0.1	1.645	No
0.05	1.96	No
0.02	2.326	No
0.01	2.576	No

Constituent: pH, Field Analysis Run 8/13/2024 10:29 AM View: Appendix III - Mann-Whitney
Plant Wansley Client: Southern Company Data: Wansley Landfill

Sanitas™ v.10.0.20 Software licensed to Groundwater Stats Consulting. UG

Mann-Whitney (Wilcoxon Rank Sum)

GWC-5

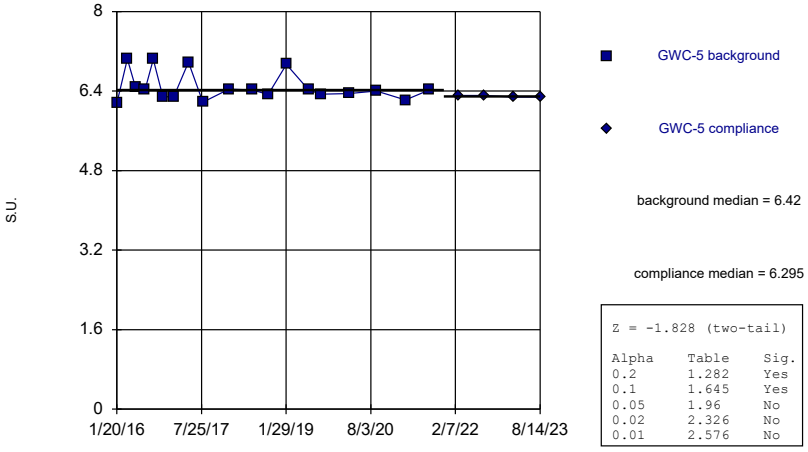

background median = 6.42

compliance median = 6.295

Z = -1.828 (two-tail)

Alpha	Table	Sig.
0.2	1.282	Yes
0.1	1.645	Yes
0.05	1.96	No
0.02	2.326	No
0.01	2.576	No

Constituent: pH, Field Analysis Run 8/13/2024 10:29 AM View: Appendix III - Mann-Whitney
Plant Wansley Client: Southern Company Data: Wansley Landfill

Sanitas™ v.10.0.20 Software licensed to Groundwater Stats Consulting. UG

Mann-Whitney (Wilcoxon Rank Sum)

GWC-6

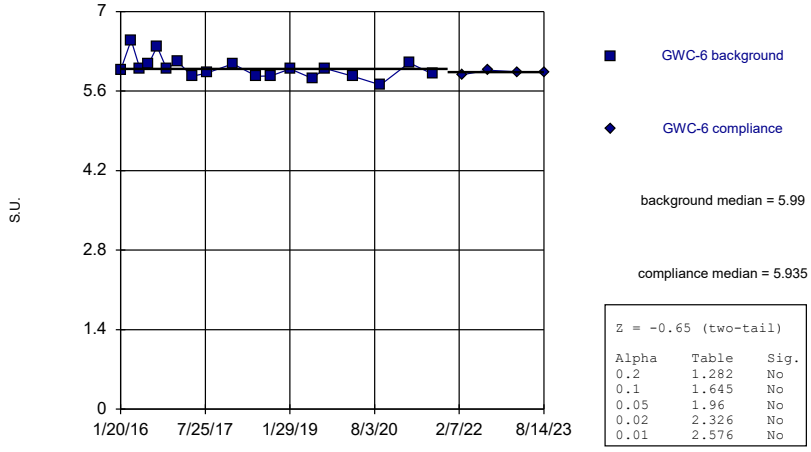

background median = 5.99

compliance median = 5.935

Z = -0.65 (two-tail)

Alpha	Table	Sig.
0.2	1.282	No
0.1	1.645	No
0.05	1.96	No
0.02	2.326	No
0.01	2.576	No

Constituent: pH, Field Analysis Run 8/13/2024 10:29 AM View: Appendix III - Mann-Whitney
Plant Wansley Client: Southern Company Data: Wansley Landfill

Sanitas™ v.10.0.20 Software licensed to Groundwater Stats Consulting. UG

Mann-Whitney (Wilcoxon Rank Sum)

GWC-7

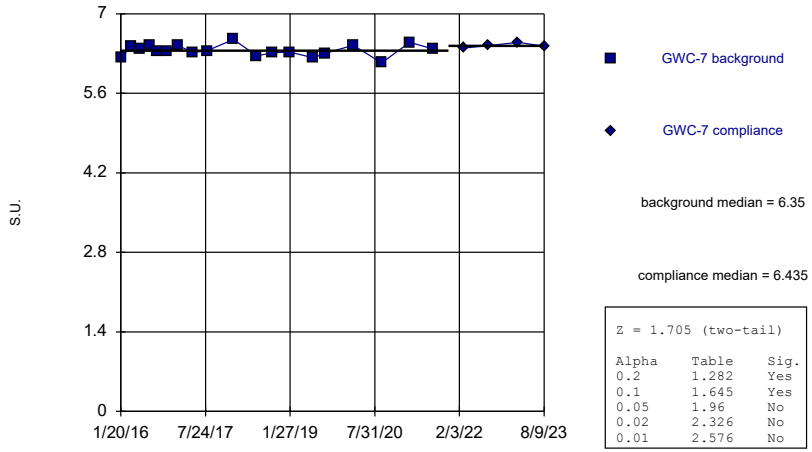

background median = 6.35

compliance median = 6.435

Z = 1.705 (two-tail)

Alpha	Table	Sig.
0.2	1.282	Yes
0.1	1.645	Yes
0.05	1.96	No
0.02	2.326	No
0.01	2.576	No

Constituent: pH, Field Analysis Run 8/13/2024 10:29 AM View: Appendix III - Mann-Whitney
Plant Wansley Client: Southern Company Data: Wansley Landfill

Sanitas™ v.10.0.20 Software licensed to Groundwater Stats Consulting. UG

Mann-Whitney (Wilcoxon Rank Sum)

GWC-8

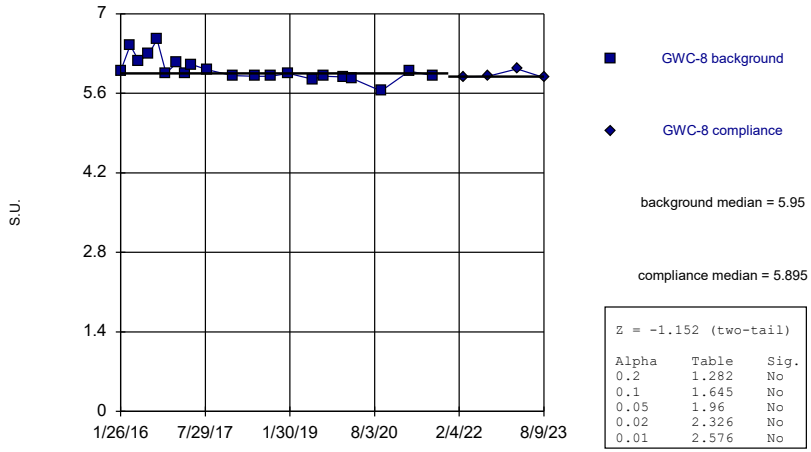

background median = 5.95

compliance median = 5.895

Z = -1.152 (two-tail)

Alpha	Table	Sig.
0.2	1.282	No
0.1	1.645	No
0.05	1.96	No
0.02	2.326	No
0.01	2.576	No

Constituent: pH, Field Analysis Run 8/13/2024 10:29 AM View: Appendix III - Mann-Whitney
Plant Wansley Client: Southern Company Data: Wansley Landfill

Sanitas™ v.10.0.20 Software licensed to Groundwater Stats Consulting. UG

Mann-Whitney (Wilcoxon Rank Sum)

GWC-9

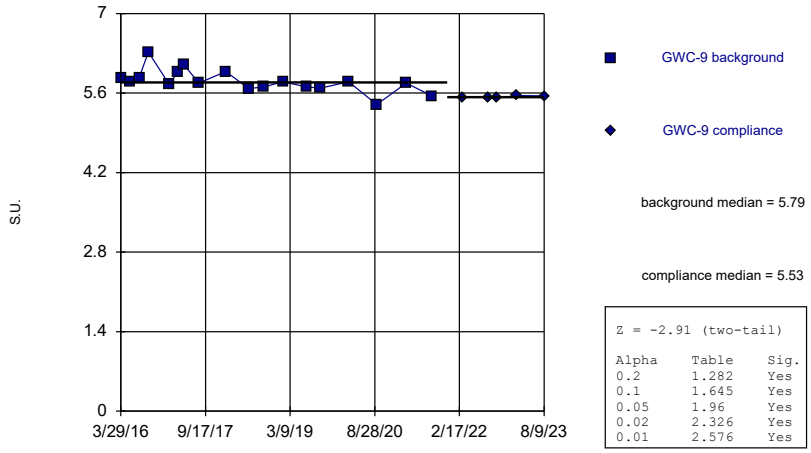

background median = 5.79

compliance median = 5.53

Z = -2.91 (two-tail)

Alpha	Table	Sig.
0.2	1.282	Yes
0.1	1.645	Yes
0.05	1.96	Yes
0.02	2.326	Yes
0.01	2.576	Yes

Constituent: pH, Field Analysis Run 8/13/2024 10:29 AM View: Appendix III - Mann-Whitney
Plant Wansley Client: Southern Company Data: Wansley Landfill

Sanitas™ v.10.0.20 Software licensed to Groundwater Stats Consulting. UG
Hollow symbols indicate censored values.

Mann-Whitney (Wilcoxon Rank Sum)

GWA-1 (bg)

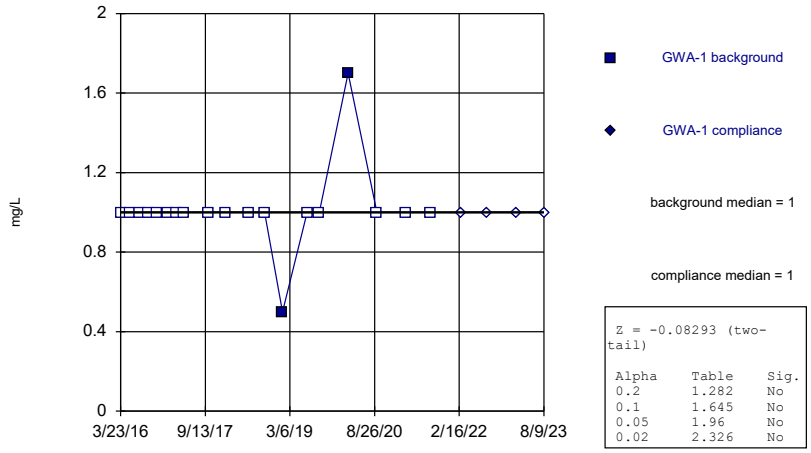

background median = 1

compliance median = 1

Z = -0.08293 (two-tail)

Alpha	Table	Sig.
0.2	1.282	No
0.1	1.645	No
0.05	1.96	No
0.02	2.326	No

Constituent: Sulfate as SO4 Analysis Run 8/13/2024 10:30 AM View: Appendix III - Mann-Whitney
Plant Wansley Client: Southern Company Data: Wansley Landfill

Sanitas™ v.10.0.20 Software licensed to Groundwater Stats Consulting. UG

Mann-Whitney (Wilcoxon Rank Sum)

GWA-2 (bg)

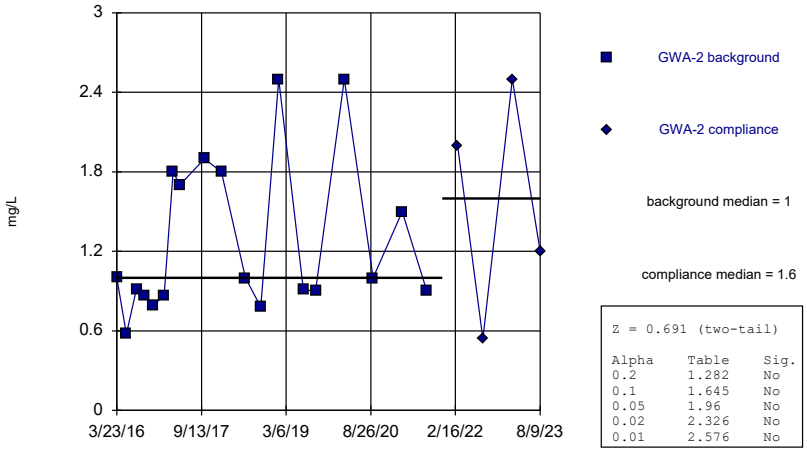

Z = 0.691 (two-tail)

Alpha	Table	Sig.
0.2	1.282	No
0.1	1.645	No
0.05	1.96	No
0.02	2.326	No
0.01	2.576	No

Constituent: Sulfate as SO4 Analysis Run 8/13/2024 10:30 AM View: Appendix III - Mann-Whitney
Plant Wansley Client: Southern Company Data: Wansley Landfill

Sanitas™ v.10.0.20 Software licensed to Groundwater Stats Consulting. UG
Hollow symbols indicate censored values.

Mann-Whitney (Wilcoxon Rank Sum)

GWA-28 (bg)

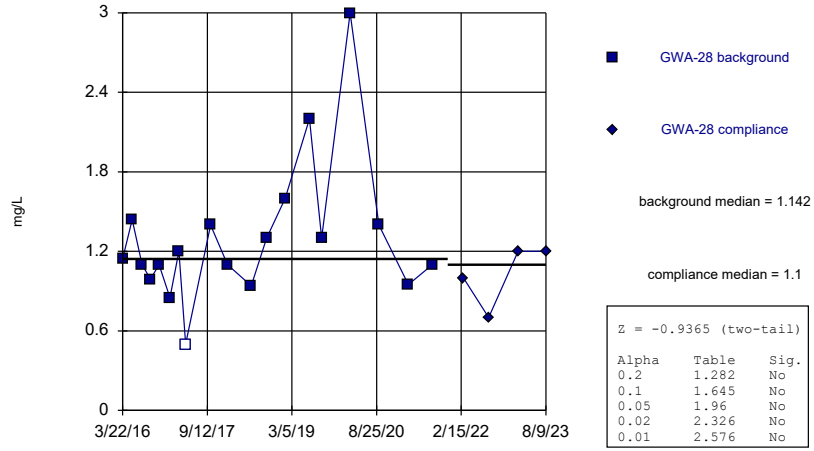

Z = -0.9365 (two-tail)

Alpha	Table	Sig.
0.2	1.282	No
0.1	1.645	No
0.05	1.96	No
0.02	2.326	No
0.01	2.576	No

Constituent: Sulfate as SO4 Analysis Run 8/13/2024 10:30 AM View: Appendix III - Mann-Whitney
Plant Wansley Client: Southern Company Data: Wansley Landfill

Sanitas™ v.10.0.20 Software licensed to Groundwater Stats Consulting. UG

Mann-Whitney (Wilcoxon Rank Sum)

GWA-29 (bg)

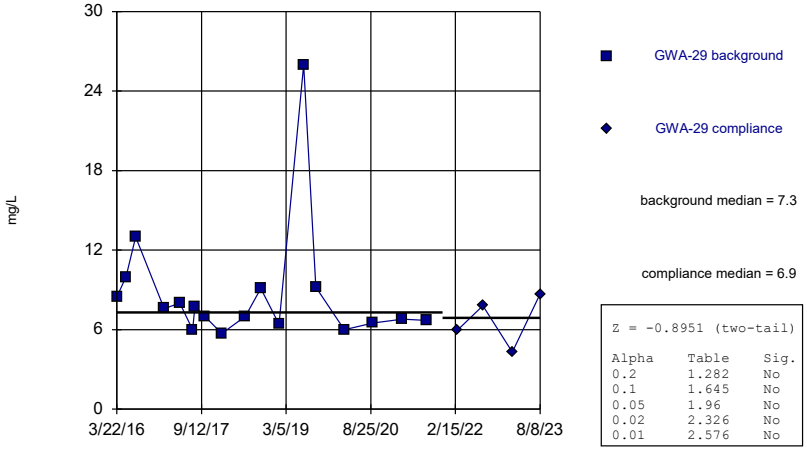

Z = -0.8951 (two-tail)

Alpha	Table	Sig.
0.2	1.282	No
0.1	1.645	No
0.05	1.96	No
0.02	2.326	No
0.01	2.576	No

Constituent: Sulfate as SO4 Analysis Run 8/13/2024 10:30 AM View: Appendix III - Mann-Whitney
Plant Wansley Client: Southern Company Data: Wansley Landfill

Sanitas™ v.10.0.20 Software licensed to Groundwater Stats Consulting. UG
Hollow symbols indicate censored values.

Mann-Whitney (Wilcoxon Rank Sum)

GWA-3 (bg)

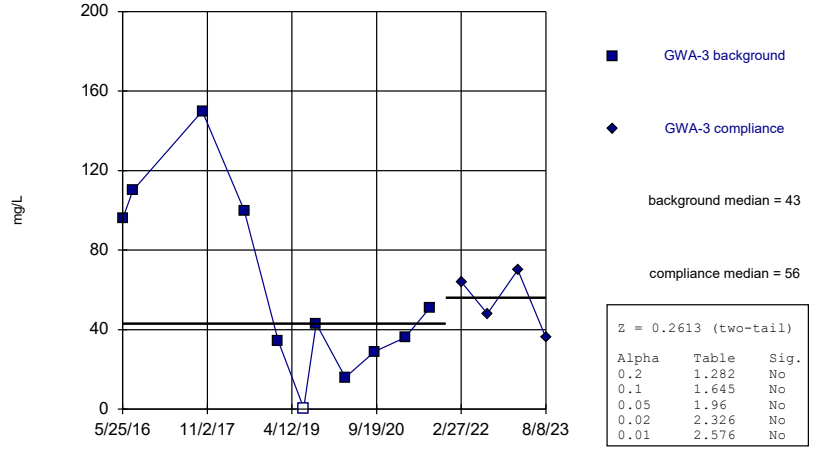

Z = 0.2613 (two-tail)

Alpha	Table	Sig.
0.2	1.282	No
0.1	1.645	No
0.05	1.96	No
0.02	2.326	No
0.01	2.576	No

Constituent: Sulfate as SO4 Analysis Run 8/13/2024 10:30 AM View: Appendix III - Mann-Whitney
Plant Wansley Client: Southern Company Data: Wansley Landfill

Sanitas™ v.10.0.20 Software licensed to Groundwater Stats Consulting. UG

Mann-Whitney (Wilcoxon Rank Sum)

GWA-4 (bg)

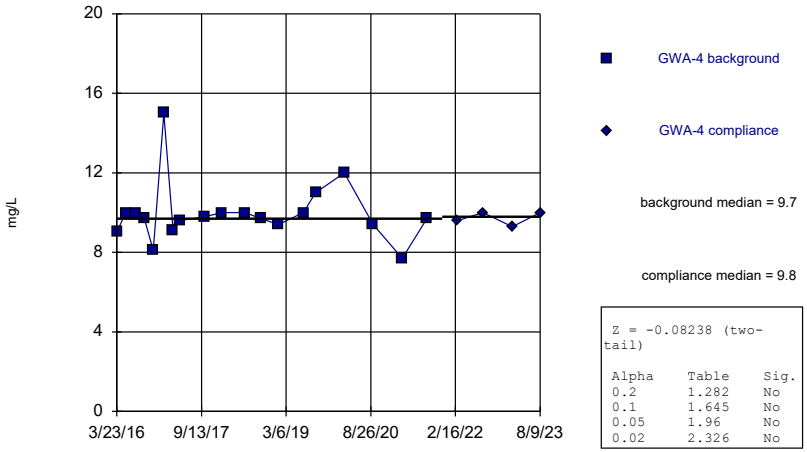

Z = -0.08238 (two-tail)

Alpha	Table	Sig.
0.2	1.282	No
0.1	1.645	No
0.05	1.96	No
0.02	2.326	No

Constituent: Sulfate as SO4 Analysis Run 8/13/2024 10:30 AM View: Appendix III - Mann-Whitney
Plant Wansley Client: Southern Company Data: Wansley Landfill

Sanitas™ v.10.0.20 Software licensed to Groundwater Stats Consulting. UG

Mann-Whitney (Wilcoxon Rank Sum)

GWC-10

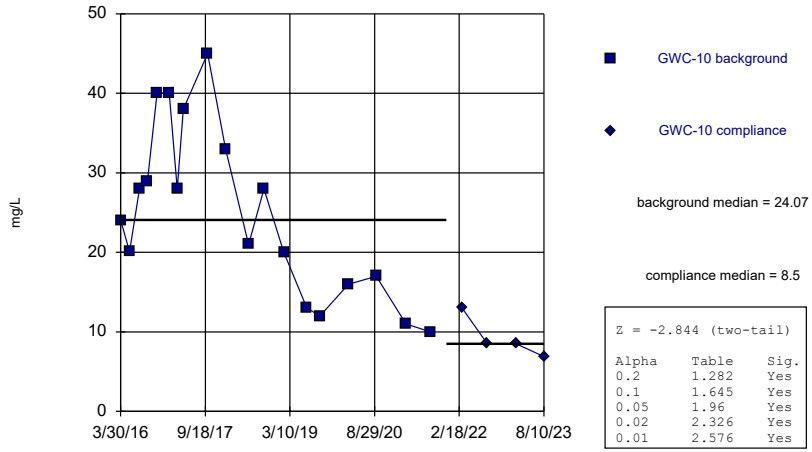

Z = -2.844 (two-tail)

Alpha	Table	Sig.
0.2	1.282	Yes
0.1	1.645	Yes
0.05	1.96	Yes
0.02	2.326	Yes
0.01	2.576	Yes

Constituent: Sulfate as SO4 Analysis Run 8/13/2024 10:30 AM View: Appendix III - Mann-Whitney
Plant Wansley Client: Southern Company Data: Wansley Landfill

Sanitas™ v.10.0.20 Software licensed to Groundwater Stats Consulting. UG
Hollow symbols indicate censored values.

Mann-Whitney (Wilcoxon Rank Sum)

GWC-11

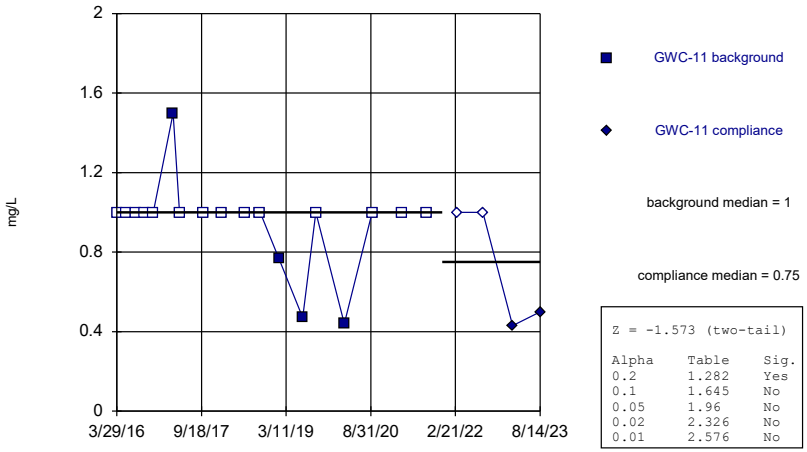

Z = -1.573 (two-tail)

Alpha	Table	Sig.
0.2	1.282	Yes
0.1	1.645	No
0.05	1.96	No
0.02	2.326	No
0.01	2.576	No

Constituent: Sulfate as SO4 Analysis Run 8/13/2024 10:30 AM View: Appendix III - Mann-Whitney
Plant Wansley Client: Southern Company Data: Wansley Landfill

Sanitas™ v.10.0.20 Software licensed to Groundwater Stats Consulting. UG

Mann-Whitney (Wilcoxon Rank Sum)

GWC-12

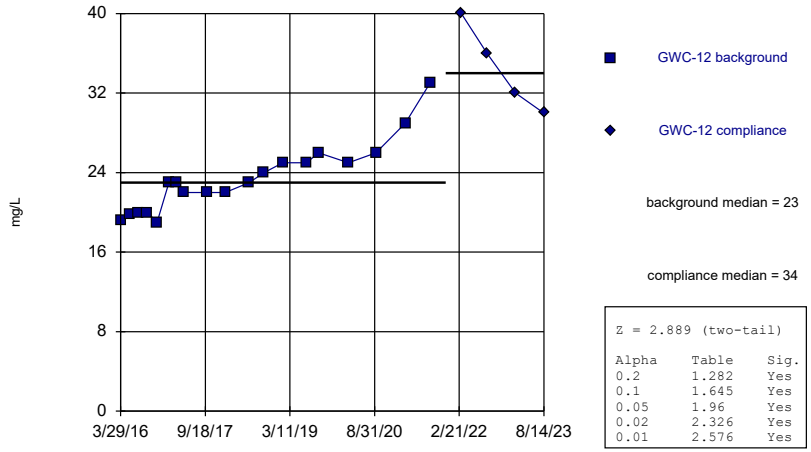

Z = 2.889 (two-tail)

Alpha	Table	Sig.
0.2	1.282	Yes
0.1	1.645	Yes
0.05	1.96	Yes
0.02	2.326	Yes
0.01	2.576	Yes

Constituent: Sulfate as SO4 Analysis Run 8/13/2024 10:30 AM View: Appendix III - Mann-Whitney
Plant Wansley Client: Southern Company Data: Wansley Landfill

Sanitas™ v.10.0.20 Software licensed to Groundwater Stats Consulting. UG

Mann-Whitney (Wilcoxon Rank Sum)

GWC-13

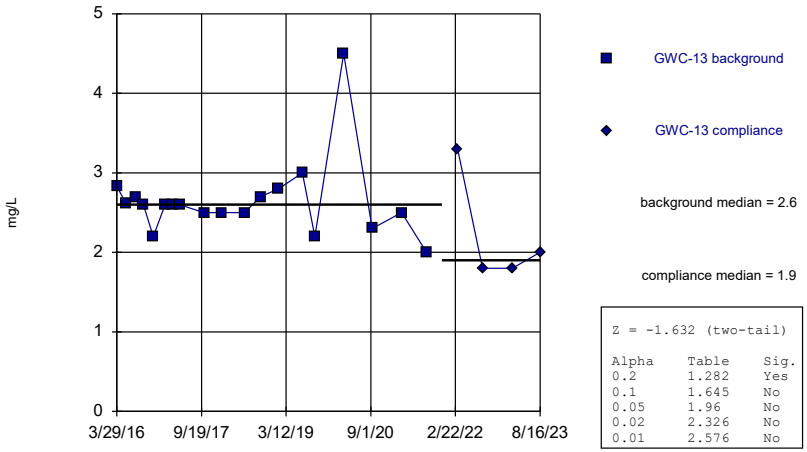

Z = -1.632 (two-tail)

Alpha	Table	Sig.
0.2	1.282	Yes
0.1	1.645	No
0.05	1.96	No
0.02	2.326	No
0.01	2.576	No

Constituent: Sulfate as SO4 Analysis Run 8/13/2024 10:30 AM View: Appendix III - Mann-Whitney
Plant Wansley Client: Southern Company Data: Wansley Landfill

Sanitas™ v.10.0.20 Software licensed to Groundwater Stats Consulting. UG

Mann-Whitney (Wilcoxon Rank Sum)

GWC-14

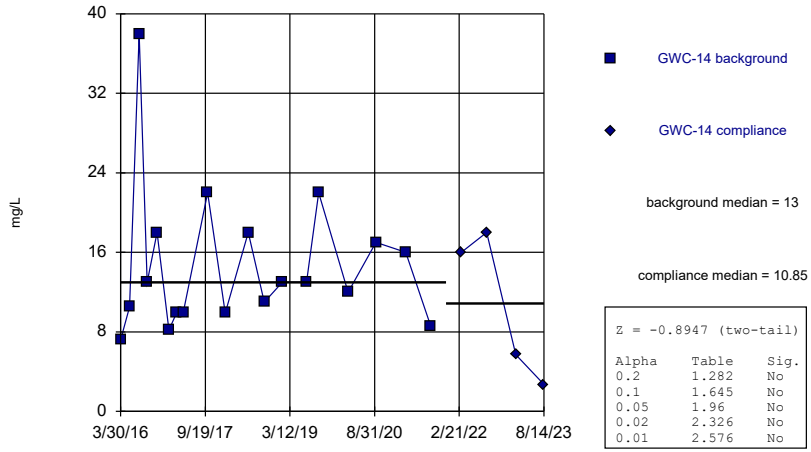

Z = -0.8947 (two-tail)

Alpha	Table	Sig.
0.2	1.282	No
0.1	1.645	No
0.05	1.96	No
0.02	2.326	No
0.01	2.576	No

Constituent: Sulfate as SO4 Analysis Run 8/13/2024 10:30 AM View: Appendix III - Mann-Whitney
Plant Wansley Client: Southern Company Data: Wansley Landfill

Sanitas™ v.10.0.20 Software licensed to Groundwater Stats Consulting. UG

Mann-Whitney (Wilcoxon Rank Sum)

GWC-15

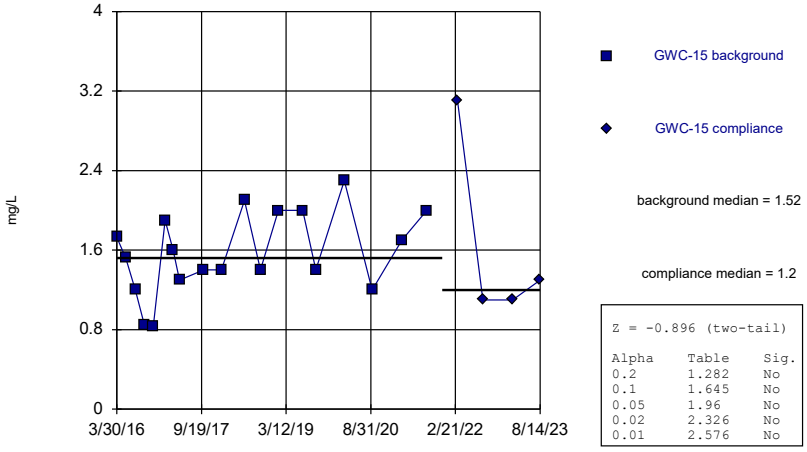

Z = -0.896 (two-tail)

Alpha	Table	Sig.
0.2	1.282	No
0.1	1.645	No
0.05	1.96	No
0.02	2.326	No
0.01	2.576	No

Constituent: Sulfate as SO4 Analysis Run 8/13/2024 10:30 AM View: Appendix III - Mann-Whitney
Plant Wansley Client: Southern Company Data: Wansley Landfill

Sanitas™ v.10.0.20 Software licensed to Groundwater Stats Consulting. UG
Hollow symbols indicate censored values.

Mann-Whitney (Wilcoxon Rank Sum)

GWC-16

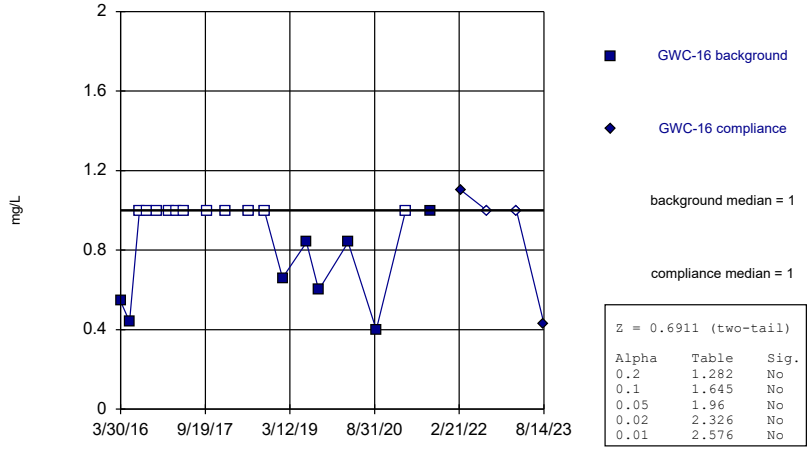

Z = 0.6911 (two-tail)

Alpha	Table	Sig.
0.2	1.282	No
0.1	1.645	No
0.05	1.96	No
0.02	2.326	No
0.01	2.576	No

Constituent: Sulfate as SO4 Analysis Run 8/13/2024 10:30 AM View: Appendix III - Mann-Whitney
Plant Wansley Client: Southern Company Data: Wansley Landfill

Sanitas™ v.10.0.20 Software licensed to Groundwater Stats Consulting. UG
Hollow symbols indicate censored values.

Mann-Whitney (Wilcoxon Rank Sum)

GWC-17

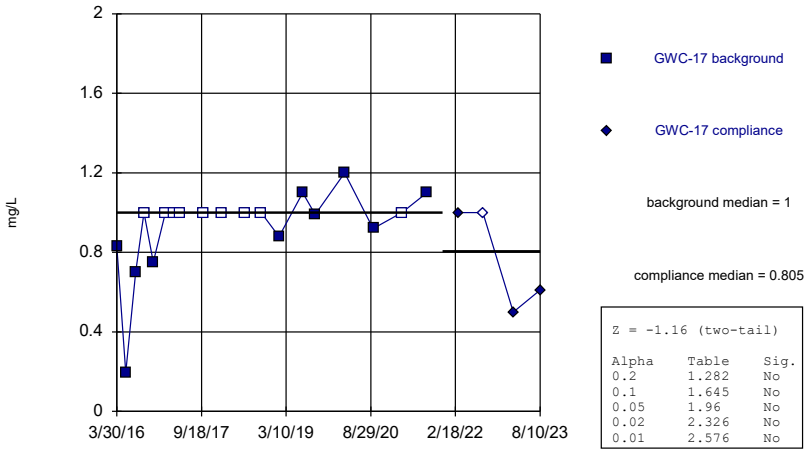

Z = -1.16 (two-tail)

Alpha	Table	Sig.
0.2	1.282	No
0.1	1.645	No
0.05	1.96	No
0.02	2.326	No
0.01	2.576	No

Constituent: Sulfate as SO4 Analysis Run 8/13/2024 10:30 AM View: Appendix III - Mann-Whitney
Plant Wansley Client: Southern Company Data: Wansley Landfill

Sanitas™ v.10.0.20 Software licensed to Groundwater Stats Consulting. UG
Hollow symbols indicate censored values.

Mann-Whitney (Wilcoxon Rank Sum)

GWC-18

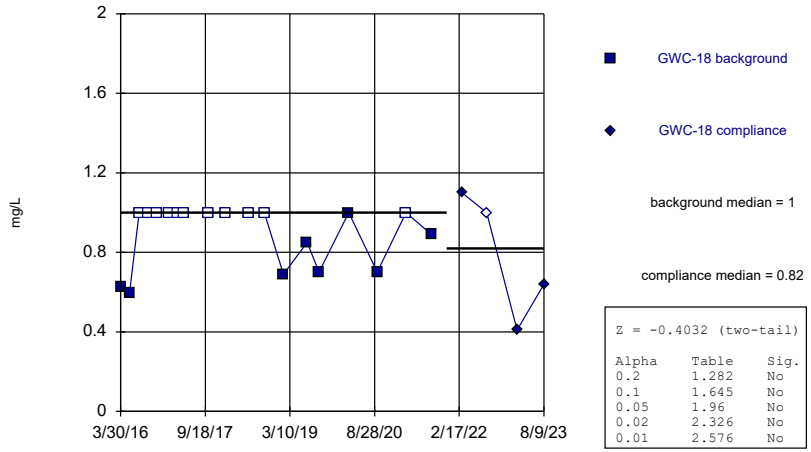

Z = -0.4032 (two-tail)

Alpha	Table	Sig.
0.2	1.282	No
0.1	1.645	No
0.05	1.96	No
0.02	2.326	No
0.01	2.576	No

Constituent: Sulfate as SO4 Analysis Run 8/13/2024 10:30 AM View: Appendix III - Mann-Whitney
Plant Wansley Client: Southern Company Data: Wansley Landfill

Sanitas™ v.10.0.20 Software licensed to Groundwater Stats Consulting. UG
Hollow symbols indicate censored values.

Mann-Whitney (Wilcoxon Rank Sum)

GWC-19

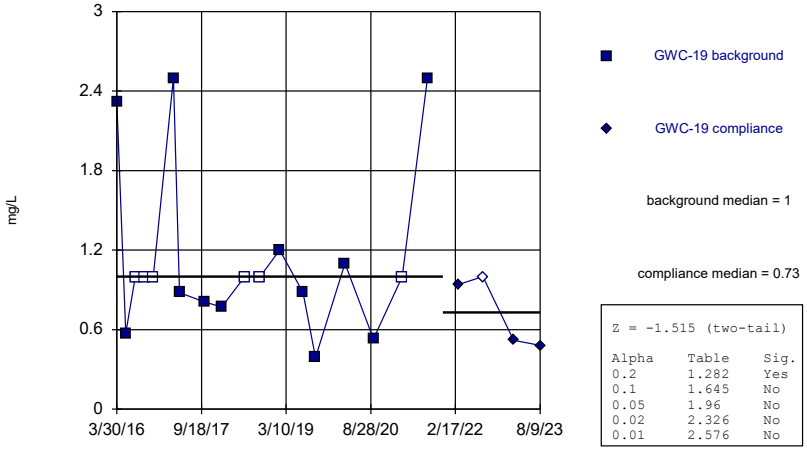

Z = -1.515 (two-tail)

Alpha	Table	Sig.
0.2	1.282	Yes
0.1	1.645	No
0.05	1.96	No
0.02	2.326	No
0.01	2.576	No

Constituent: Sulfate as SO4 Analysis Run 8/13/2024 10:30 AM View: Appendix III - Mann-Whitney
Plant Wansley Client: Southern Company Data: Wansley Landfill

Sanitas™ v.10.0.20 Software licensed to Groundwater Stats Consulting. UG
Hollow symbols indicate censored values.

Mann-Whitney (Wilcoxon Rank Sum)

GWC-20

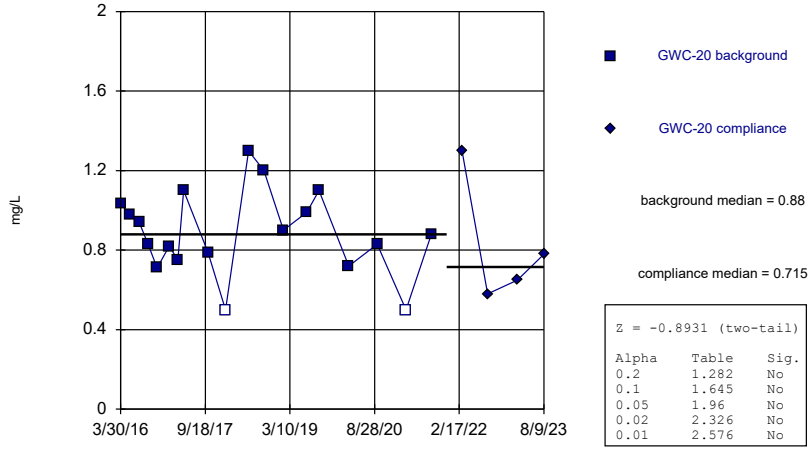

Z = -0.8931 (two-tail)

Alpha	Table	Sig.
0.2	1.282	No
0.1	1.645	No
0.05	1.96	No
0.02	2.326	No
0.01	2.576	No

Constituent: Sulfate as SO4 Analysis Run 8/13/2024 10:30 AM View: Appendix III - Mann-Whitney
Plant Wansley Client: Southern Company Data: Wansley Landfill

Sanitas™ v.10.0.20 Software licensed to Groundwater Stats Consulting. UG
Hollow symbols indicate censored values.

Mann-Whitney (Wilcoxon Rank Sum)

GWC-21

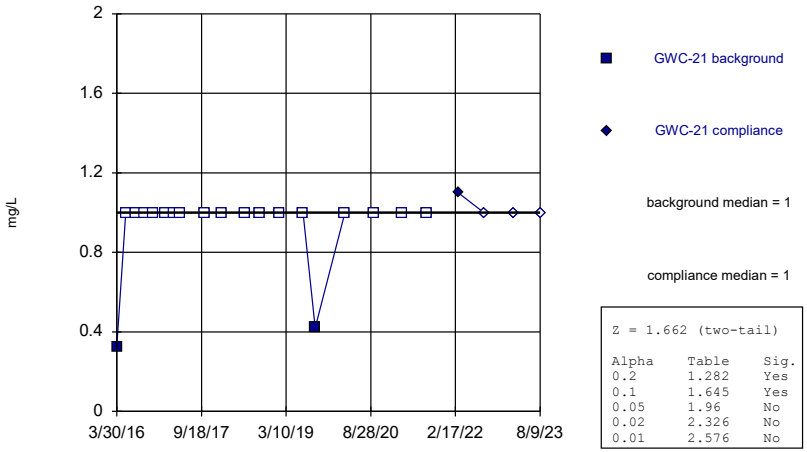

Z = 1.662 (two-tail)

Alpha	Table	Sig.
0.2	1.282	Yes
0.1	1.645	Yes
0.05	1.96	No
0.02	2.326	No
0.01	2.576	No

Constituent: Sulfate as SO4 Analysis Run 8/13/2024 10:30 AM View: Appendix III - Mann-Whitney
Plant Wansley Client: Southern Company Data: Wansley Landfill

Sanitas™ v.10.0.20 Software licensed to Groundwater Stats Consulting. UG
Hollow symbols indicate censored values.

Mann-Whitney (Wilcoxon Rank Sum)

GWC-22

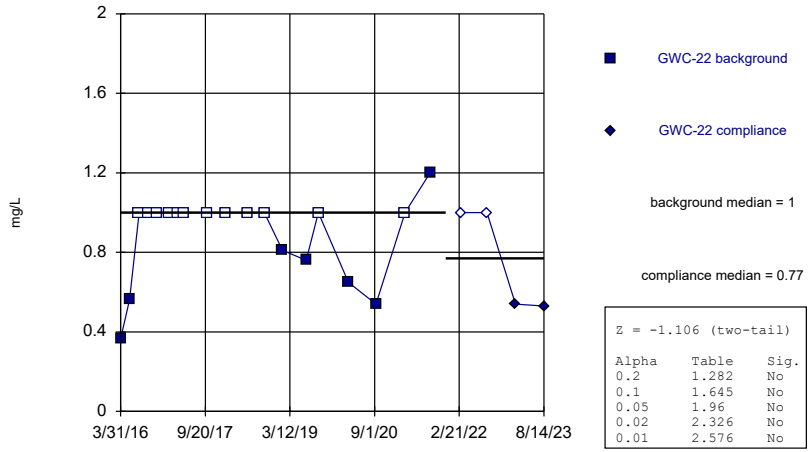

Z = -1.106 (two-tail)

Alpha	Table	Sig.
0.2	1.282	No
0.1	1.645	No
0.05	1.96	No
0.02	2.326	No
0.01	2.576	No

Constituent: Sulfate as SO4 Analysis Run 8/13/2024 10:30 AM View: Appendix III - Mann-Whitney
Plant Wansley Client: Southern Company Data: Wansley Landfill

Sanitas™ v.10.0.20 Software licensed to Groundwater Stats Consulting. UG
Hollow symbols indicate censored values.

Mann-Whitney (Wilcoxon Rank Sum)

GWC-23

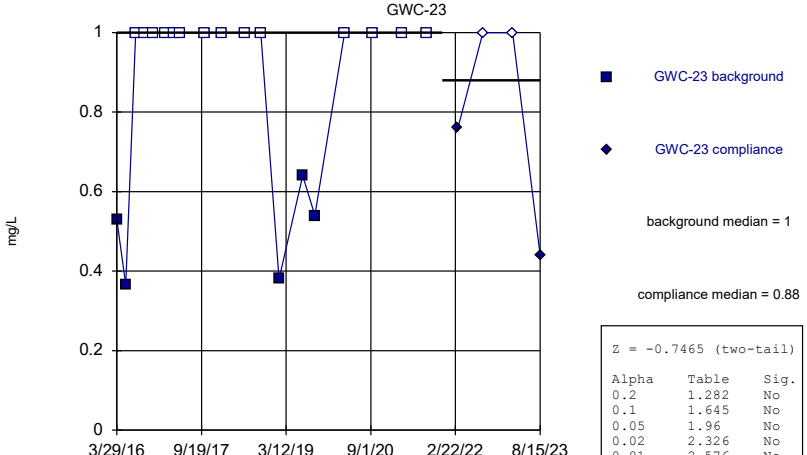

Z = -0.7465 (two-tail)

Alpha	Table	Sig.
0.2	1.282	No
0.1	1.645	No
0.05	1.96	No
0.02	2.326	No
0.01	2.576	No

Constituent: Sulfate as SO4 Analysis Run 8/13/2024 10:30 AM View: Appendix III - Mann-Whitney
Plant Wansley Client: Southern Company Data: Wansley Landfill

Sanitas™ v.10.0.20 Software licensed to Groundwater Stats Consulting. UG
Hollow symbols indicate censored values.

Mann-Whitney (Wilcoxon Rank Sum)

GWC-24

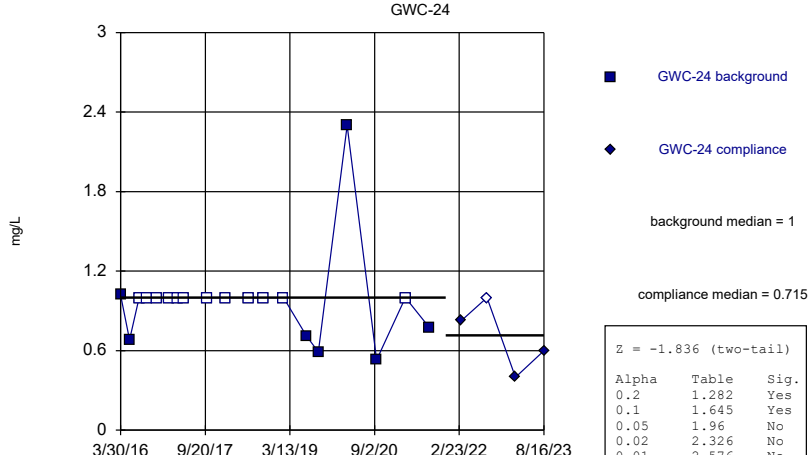

Z = -1.836 (two-tail)

Alpha	Table	Sig.
0.2	1.282	Yes
0.1	1.645	Yes
0.05	1.96	No
0.02	2.326	No
0.01	2.576	No

Constituent: Sulfate as SO4 Analysis Run 8/13/2024 10:30 AM View: Appendix III - Mann-Whitney
Plant Wansley Client: Southern Company Data: Wansley Landfill

Sanitas™ v.10.0.20 Software licensed to Groundwater Stats Consulting. UG

Mann-Whitney (Wilcoxon Rank Sum)

GWC-25

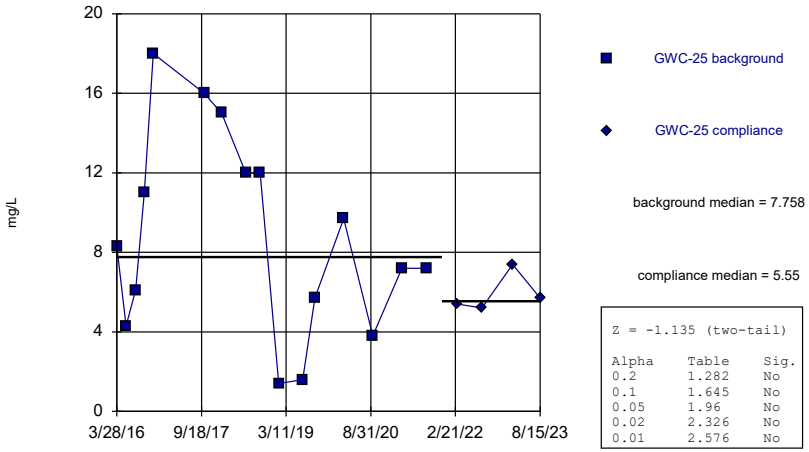

Z = -1.135 (two-tail)

Alpha	Table	Sig.
0.2	1.282	No
0.1	1.645	No
0.05	1.96	No
0.02	2.326	No
0.01	2.576	No

Constituent: Sulfate as SO4 Analysis Run 8/13/2024 10:30 AM View: Appendix III - Mann-Whitney
Plant Wansley Client: Southern Company Data: Wansley Landfill

Sanitas™ v.10.0.20 Software licensed to Groundwater Stats Consulting. UG
Hollow symbols indicate censored values.

Mann-Whitney (Wilcoxon Rank Sum)

GWC-26

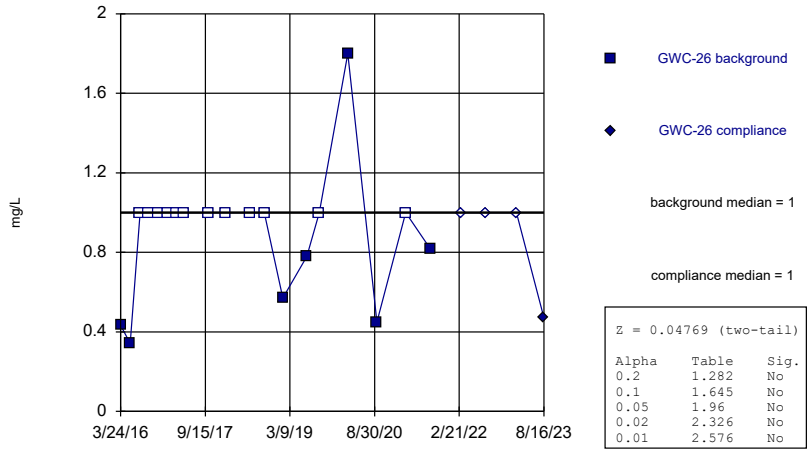

Z = 0.04769 (two-tail)

Alpha	Table	Sig.
0.2	1.282	No
0.1	1.645	No
0.05	1.96	No
0.02	2.326	No
0.01	2.576	No

Constituent: Sulfate as SO4 Analysis Run 8/13/2024 10:30 AM View: Appendix III - Mann-Whitney
Plant Wansley Client: Southern Company Data: Wansley Landfill

Sanitas™ v.10.0.20 Software licensed to Groundwater Stats Consulting. UG
Hollow symbols indicate censored values.

Mann-Whitney (Wilcoxon Rank Sum)

GWC-27

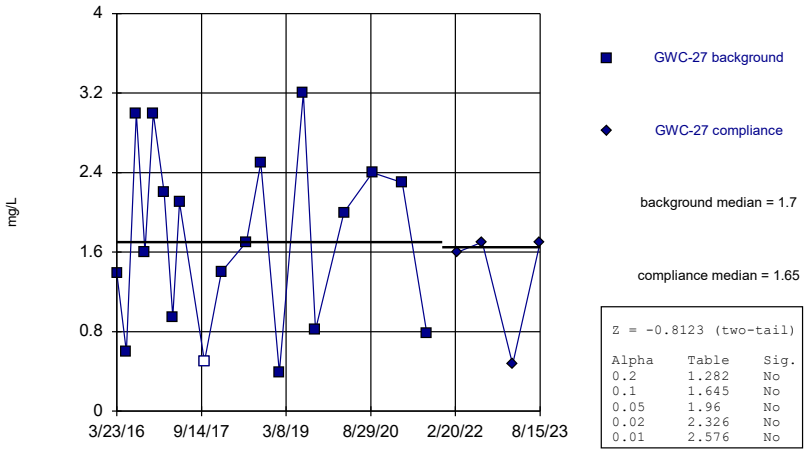

Z = -0.8123 (two-tail)

Alpha	Table	Sig.
0.2	1.282	No
0.1	1.645	No
0.05	1.96	No
0.02	2.326	No
0.01	2.576	No

Constituent: Sulfate as SO4 Analysis Run 8/13/2024 10:30 AM View: Appendix III - Mann-Whitney
Plant Wansley Client: Southern Company Data: Wansley Landfill

Sanitas™ v.10.0.20 Software licensed to Groundwater Stats Consulting. UG

Mann-Whitney (Wilcoxon Rank Sum)

GWC-30

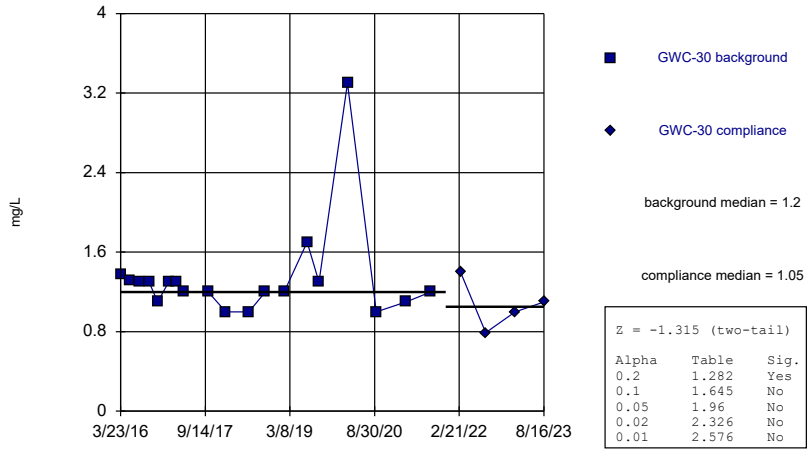

Z = -1.315 (two-tail)

Alpha	Table	Sig.
0.2	1.282	Yes
0.1	1.645	No
0.05	1.96	No
0.02	2.326	No
0.01	2.576	No

Constituent: Sulfate as SO4 Analysis Run 8/13/2024 10:30 AM View: Appendix III - Mann-Whitney
Plant Wansley Client: Southern Company Data: Wansley Landfill

Sanitas™ v.10.0.20 Software licensed to Groundwater Stats Consulting. UG

Mann-Whitney (Wilcoxon Rank Sum)

GWC-31

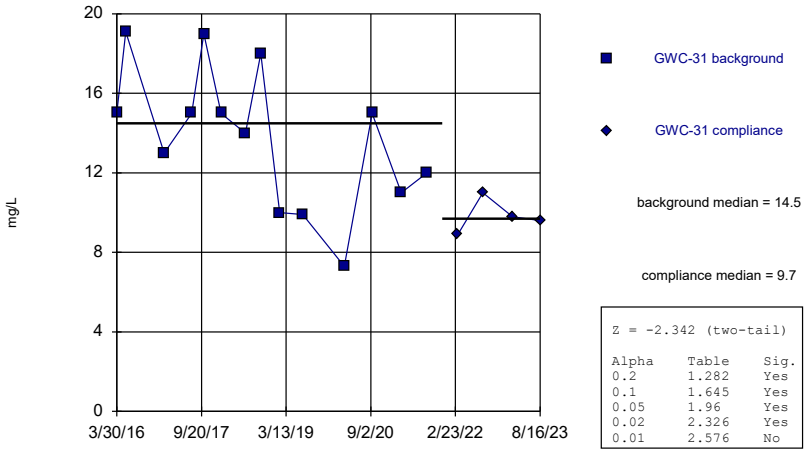

Z = -2.342 (two-tail)

Alpha	Table	Sig.
0.2	1.282	Yes
0.1	1.645	Yes
0.05	1.96	Yes
0.02	2.326	Yes
0.01	2.576	No

Constituent: Sulfate as SO4 Analysis Run 8/13/2024 10:30 AM View: Appendix III - Mann-Whitney
Plant Wansley Client: Southern Company Data: Wansley Landfill

Sanitas™ v.10.0.20 Software licensed to Groundwater Stats Consulting. UG

Mann-Whitney (Wilcoxon Rank Sum)

GWC-32

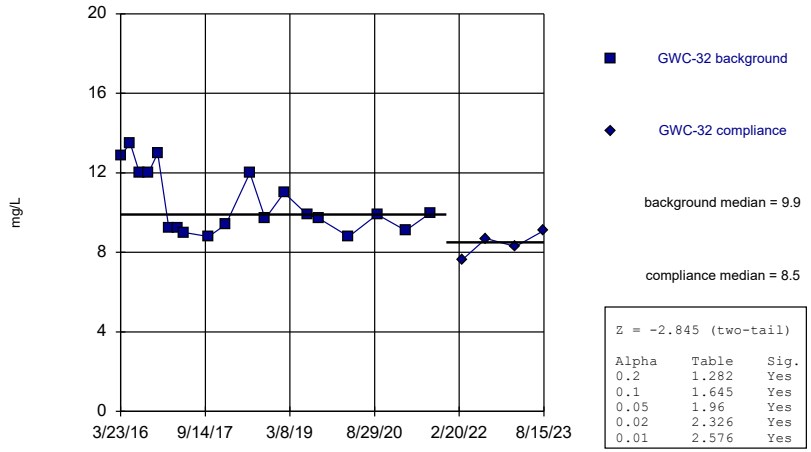

Z = -2.845 (two-tail)

Alpha	Table	Sig.
0.2	1.282	Yes
0.1	1.645	Yes
0.05	1.96	Yes
0.02	2.326	Yes
0.01	2.576	Yes

Constituent: Sulfate as SO4 Analysis Run 8/13/2024 10:30 AM View: Appendix III - Mann-Whitney
Plant Wansley Client: Southern Company Data: Wansley Landfill

Sanitas™ v.10.0.20 Software licensed to Groundwater Stats Consulting. UG

Mann-Whitney (Wilcoxon Rank Sum)

GWC-33

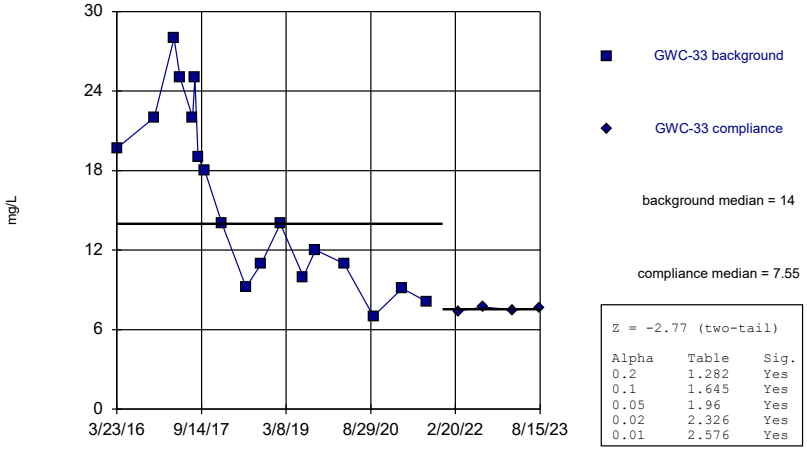

Z = -2.77 (two-tail)

Alpha	Table	Sig.
0.2	1.282	Yes
0.1	1.645	Yes
0.05	1.96	Yes
0.02	2.326	Yes
0.01	2.576	Yes

Constituent: Sulfate as SO4 Analysis Run 8/13/2024 10:30 AM View: Appendix III - Mann-Whitney
Plant Wansley Client: Southern Company Data: Wansley Landfill

Sanitas™ v.10.0.20 Software licensed to Groundwater Stats Consulting. UG

Mann-Whitney (Wilcoxon Rank Sum)

GWC-34

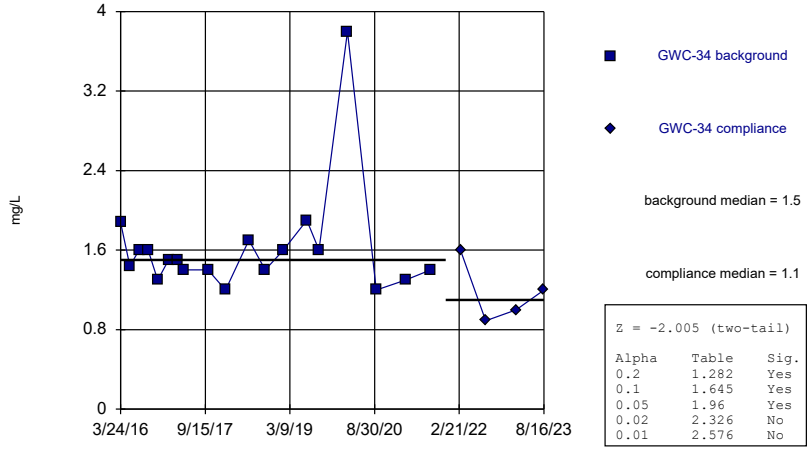

Z = -2.005 (two-tail)

Alpha	Table	Sig.
0.2	1.282	Yes
0.1	1.645	Yes
0.05	1.96	Yes
0.02	2.326	No
0.01	2.576	No

Constituent: Sulfate as SO4 Analysis Run 8/13/2024 10:30 AM View: Appendix III - Mann-Whitney
Plant Wansley Client: Southern Company Data: Wansley Landfill

Sanitas™ v.10.0.20 Software licensed to Groundwater Stats Consulting. UG

Mann-Whitney (Wilcoxon Rank Sum)

GWC-35

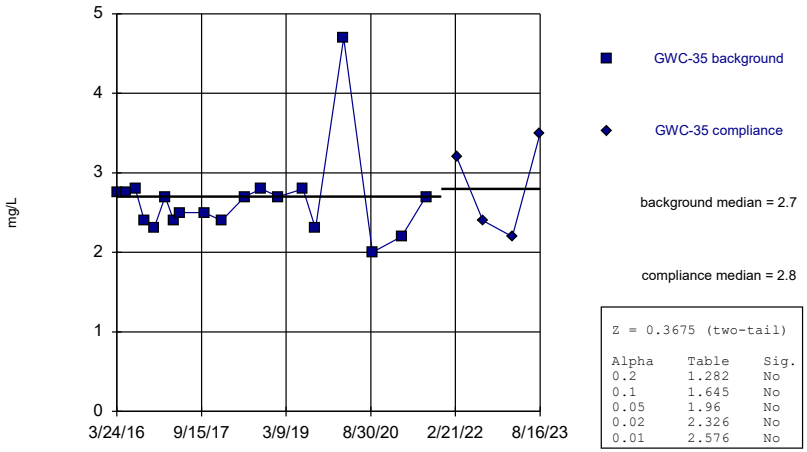

Z = 0.3675 (two-tail)

Alpha	Table	Sig.
0.2	1.282	No
0.1	1.645	No
0.05	1.96	No
0.02	2.326	No
0.01	2.576	No

Constituent: Sulfate as SO4 Analysis Run 8/13/2024 10:30 AM View: Appendix III - Mann-Whitney
Plant Wansley Client: Southern Company Data: Wansley Landfill

Sanitas™ v.10.0.20 Software licensed to Groundwater Stats Consulting. UG

Mann-Whitney (Wilcoxon Rank Sum)

GWC-5

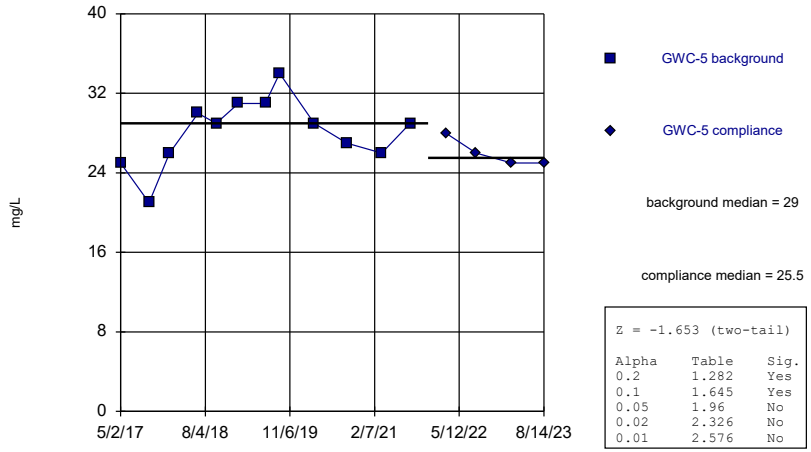

Z = -1.653 (two-tail)

Alpha	Table	Sig.
0.2	1.282	Yes
0.1	1.645	Yes
0.05	1.96	No
0.02	2.326	No
0.01	2.576	No

Constituent: Sulfate as SO4 Analysis Run 8/13/2024 10:30 AM View: Appendix III - Mann-Whitney
Plant Wansley Client: Southern Company Data: Wansley Landfill

Sanitas™ v.10.0.20 Software licensed to Groundwater Stats Consulting. UG

Mann-Whitney (Wilcoxon Rank Sum)

GWC-6

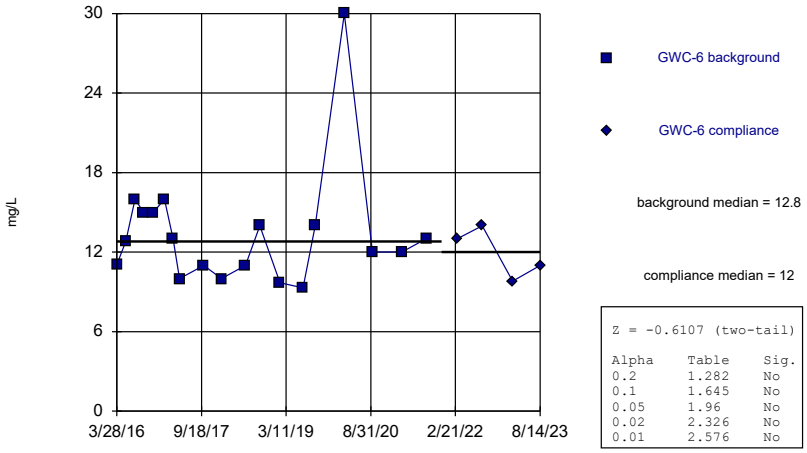

Z = -0.6107 (two-tail)

Alpha	Table	Sig.
0.2	1.282	No
0.1	1.645	No
0.05	1.96	No
0.02	2.326	No
0.01	2.576	No

Constituent: Sulfate as SO4 Analysis Run 8/13/2024 10:30 AM View: Appendix III - Mann-Whitney
Plant Wansley Client: Southern Company Data: Wansley Landfill

Sanitas™ v.10.0.20 Software licensed to Groundwater Stats Consulting. UG

Mann-Whitney (Wilcoxon Rank Sum)

GWC-7

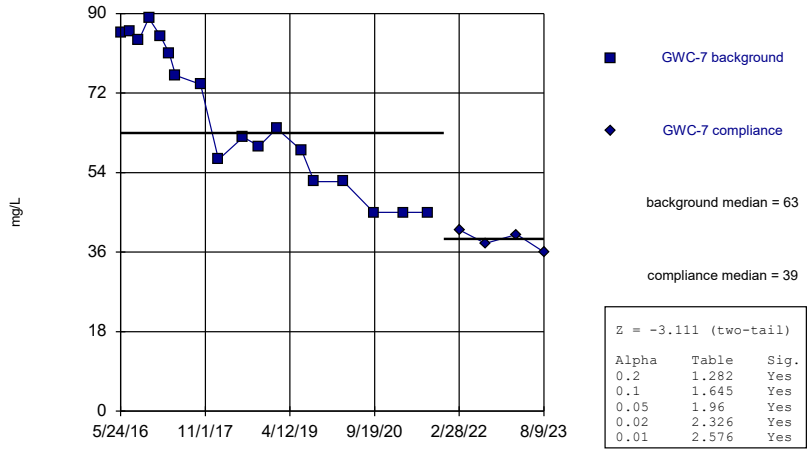

Z = -3.111 (two-tail)

Alpha	Table	Sig.
0.2	1.282	Yes
0.1	1.645	Yes
0.05	1.96	Yes
0.02	2.326	Yes
0.01	2.576	Yes

Constituent: Sulfate as SO4 Analysis Run 8/13/2024 10:30 AM View: Appendix III - Mann-Whitney
Plant Wansley Client: Southern Company Data: Wansley Landfill

Sanitas™ v.10.0.20 Software licensed to Groundwater Stats Consulting. UG

Mann-Whitney (Wilcoxon Rank Sum)

GWC-8

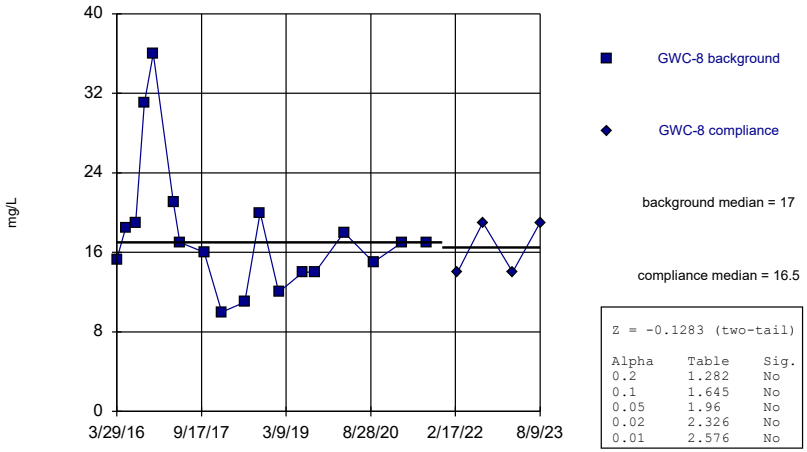

Z = -0.1283 (two-tail)

Alpha	Table	Sig.
0.2	1.282	No
0.1	1.645	No
0.05	1.96	No
0.02	2.326	No
0.01	2.576	No

Constituent: Sulfate as SO4 Analysis Run 8/13/2024 10:30 AM View: Appendix III - Mann-Whitney
Plant Wansley Client: Southern Company Data: Wansley Landfill

Sanitas™ v.10.0.20 Software licensed to Groundwater Stats Consulting. UG

Mann-Whitney (Wilcoxon Rank Sum)

GWC-9

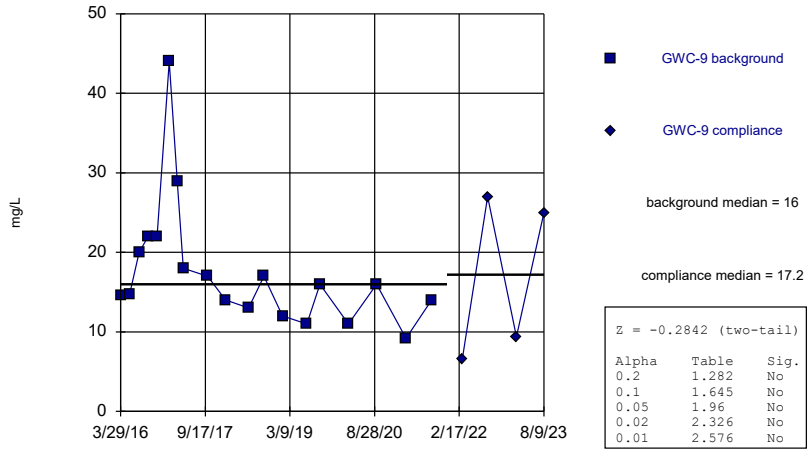

Z = -0.2842 (two-tail)

Alpha	Table	Sig.
0.2	1.282	No
0.1	1.645	No
0.05	1.96	No
0.02	2.326	No
0.01	2.576	No

Constituent: Sulfate as SO4 Analysis Run 8/13/2024 10:30 AM View: Appendix III - Mann-Whitney
Plant Wansley Client: Southern Company Data: Wansley Landfill

Sanitas™ v.10.0.20 Software licensed to Groundwater Stats Consulting. UG
Hollow symbols indicate censored values.

Mann-Whitney (Wilcoxon Rank Sum)

GWA-1 (bg)

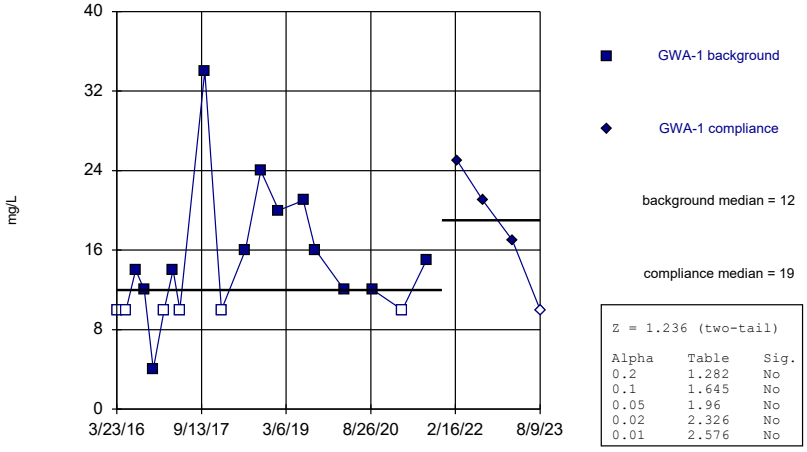

Z = 1.236 (two-tail)

Alpha	Table	Sig.
0.2	1.282	No
0.1	1.645	No
0.05	1.96	No
0.02	2.326	No
0.01	2.576	No

Constituent: Total Dissolved Solids [TDS] Analysis Run 8/13/2024 10:30 AM View: Appendix III - Mann-W
Plant Wansley Client: Southern Company Data: Wansley Landfill

Sanitas™ v.10.0.20 Software licensed to Groundwater Stats Consulting. UG
Hollow symbols indicate censored values.

Mann-Whitney (Wilcoxon Rank Sum)

GWA-2 (bg)

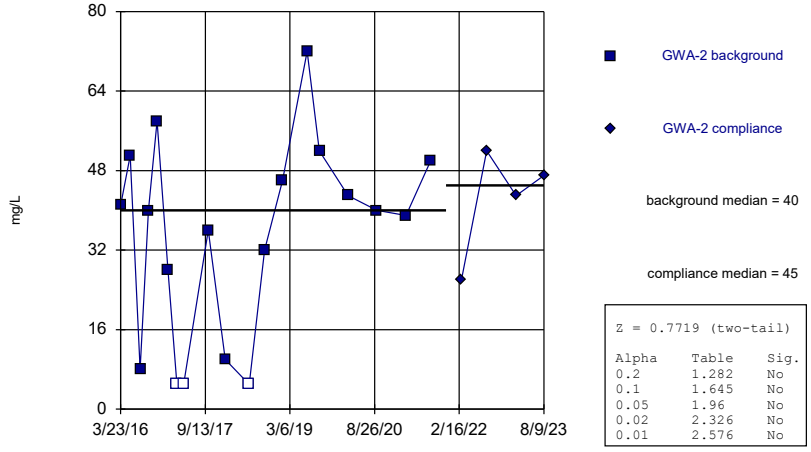

Z = 0.7719 (two-tail)

Alpha	Table	Sig.
0.2	1.282	No
0.1	1.645	No
0.05	1.96	No
0.02	2.326	No
0.01	2.576	No

Constituent: Total Dissolved Solids [TDS] Analysis Run 8/13/2024 10:30 AM View: Appendix III - Mann-W
Plant Wansley Client: Southern Company Data: Wansley Landfill

Sanitas™ v.10.0.20 Software licensed to Groundwater Stats Consulting. UG

Mann-Whitney (Wilcoxon Rank Sum)

GWA-28 (bg)

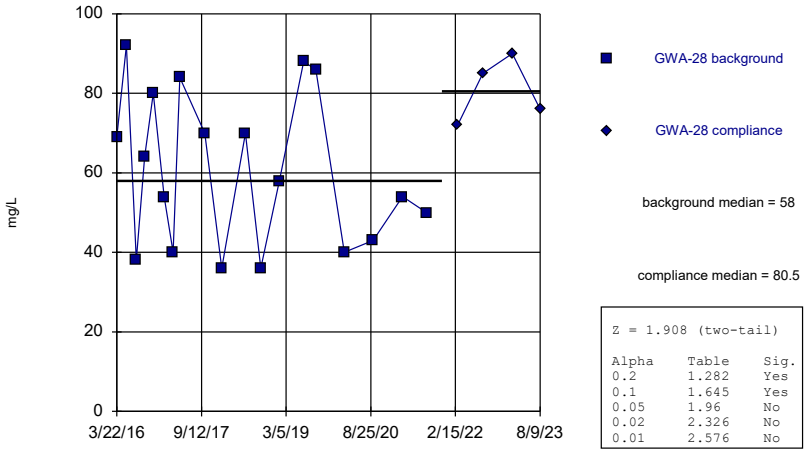

Z = 1.908 (two-tail)

Alpha	Table	Sig.
0.2	1.282	Yes
0.1	1.645	Yes
0.05	1.96	No
0.02	2.326	No
0.01	2.576	No

Constituent: Total Dissolved Solids [TDS] Analysis Run 8/13/2024 10:30 AM View: Appendix III - Mann-W
Plant Wansley Client: Southern Company Data: Wansley Landfill

Sanitas™ v.10.0.20 Software licensed to Groundwater Stats Consulting. UG

Mann-Whitney (Wilcoxon Rank Sum)

GWA-29 (bg)

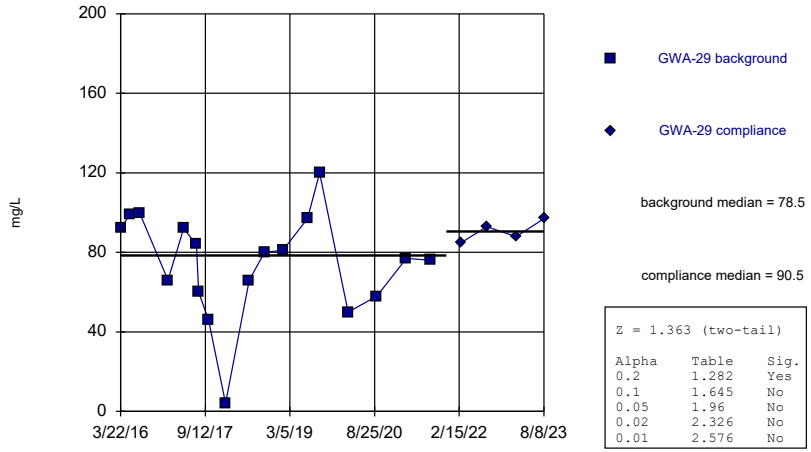

Z = 1.363 (two-tail)

Alpha	Table	Sig.
0.2	1.282	Yes
0.1	1.645	No
0.05	1.96	No
0.02	2.326	No
0.01	2.576	No

Constituent: Total Dissolved Solids [TDS] Analysis Run 8/13/2024 10:30 AM View: Appendix III - Mann-W
Plant Wansley Client: Southern Company Data: Wansley Landfill

Sanitas™ v.10.0.20 Software licensed to Groundwater Stats Consulting. UG

Mann-Whitney (Wilcoxon Rank Sum)

GWA-3 (bg)

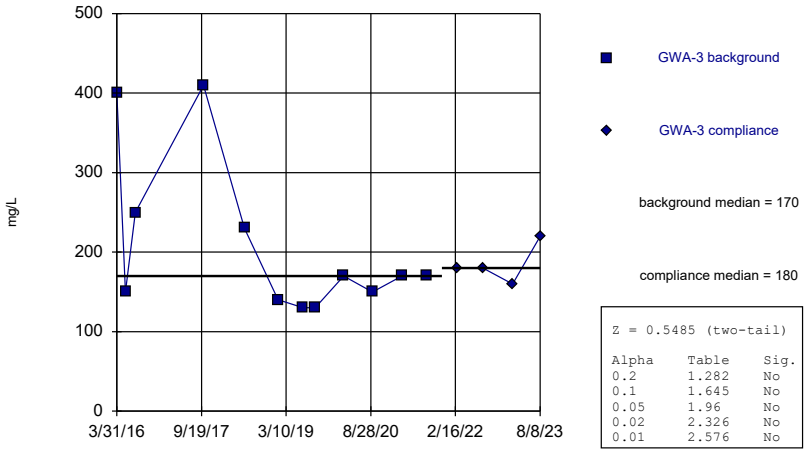

Z = 0.5485 (two-tail)

Alpha	Table	Sig.
0.2	1.282	No
0.1	1.645	No
0.05	1.96	No
0.02	2.326	No
0.01	2.576	No

Constituent: Total Dissolved Solids [TDS] Analysis Run 8/13/2024 10:30 AM View: Appendix III - Mann-W
Plant Wansley Client: Southern Company Data: Wansley Landfill

Sanitas™ v.10.0.20 Software licensed to Groundwater Stats Consulting. UG

Mann-Whitney (Wilcoxon Rank Sum)

GWA-4 (bg)

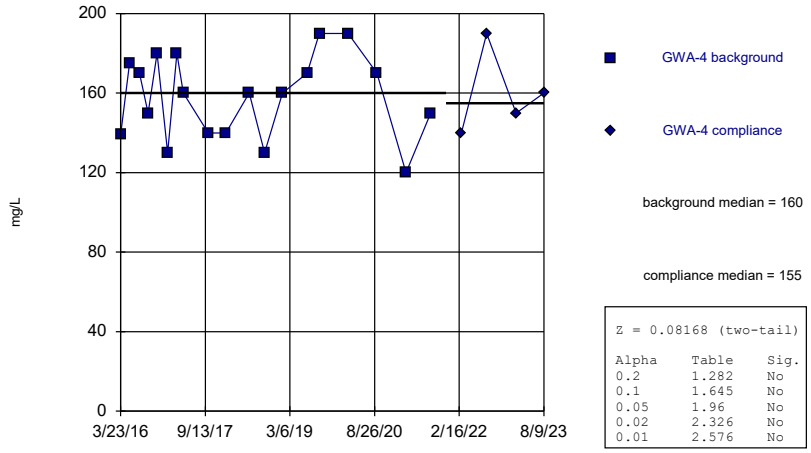

Z = 0.08168 (two-tail)

Alpha	Table	Sig.
0.2	1.282	No
0.1	1.645	No
0.05	1.96	No
0.02	2.326	No
0.01	2.576	No

Constituent: Total Dissolved Solids [TDS] Analysis Run 8/13/2024 10:30 AM View: Appendix III - Mann-W
Plant Wansley Client: Southern Company Data: Wansley Landfill

Sanitas™ v.10.0.20 Software licensed to Groundwater Stats Consulting. UG

Mann-Whitney (Wilcoxon Rank Sum)

GWC-10

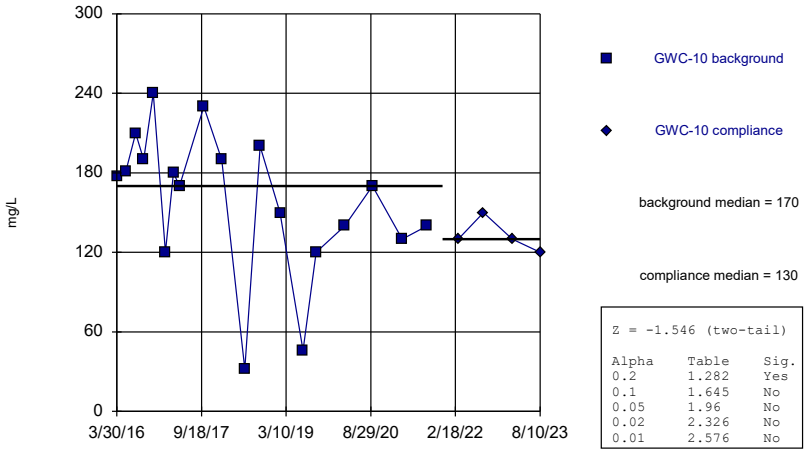

Z = -1.546 (two-tail)

Alpha	Table	Sig.
0.2	1.282	Yes
0.1	1.645	No
0.05	1.96	No
0.02	2.326	No
0.01	2.576	No

Constituent: Total Dissolved Solids [TDS] Analysis Run 8/13/2024 10:30 AM View: Appendix III - Mann-W
Plant Wansley Client: Southern Company Data: Wansley Landfill

Sanitas™ v.10.0.20 Software licensed to Groundwater Stats Consulting. UG
Hollow symbols indicate censored values.

Mann-Whitney (Wilcoxon Rank Sum)

GWC-11

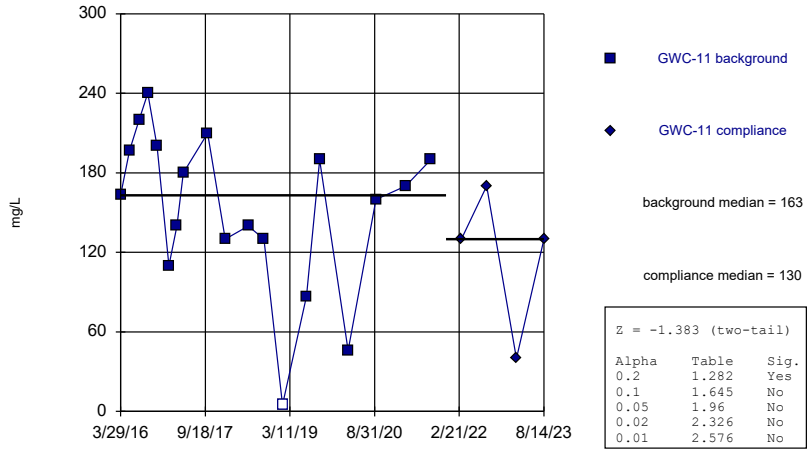

Z = -1.383 (two-tail)

Alpha	Table	Sig.
0.2	1.282	Yes
0.1	1.645	No
0.05	1.96	No
0.02	2.326	No
0.01	2.576	No

Constituent: Total Dissolved Solids [TDS] Analysis Run 8/13/2024 10:31 AM View: Appendix III - Mann-W
Plant Wansley Client: Southern Company Data: Wansley Landfill

Sanitas™ v.10.0.20 Software licensed to Groundwater Stats Consulting. UG

Mann-Whitney (Wilcoxon Rank Sum)

GWC-12

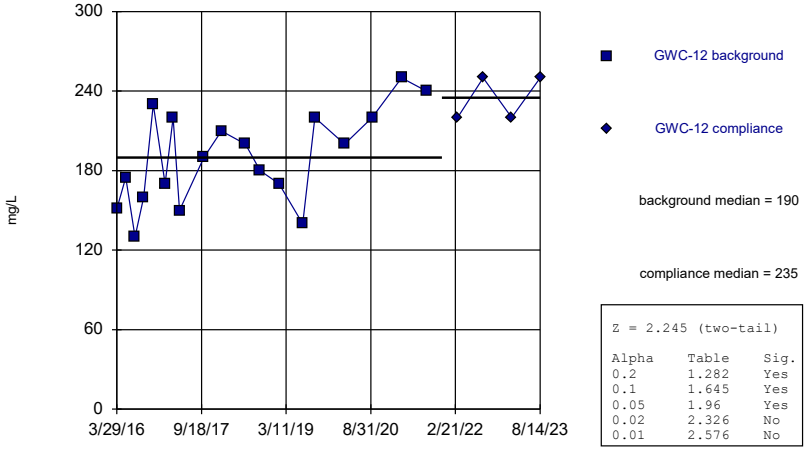

Z = 2.245 (two-tail)

Alpha	Table	Sig.
0.2	1.282	Yes
0.1	1.645	Yes
0.05	1.96	Yes
0.02	2.326	No
0.01	2.576	No

Constituent: Total Dissolved Solids [TDS] Analysis Run 8/13/2024 10:31 AM View: Appendix III - Mann-W
Plant Wansley Client: Southern Company Data: Wansley Landfill

Sanitas™ v.10.0.20 Software licensed to Groundwater Stats Consulting. UG

Mann-Whitney (Wilcoxon Rank Sum)

GWC-13

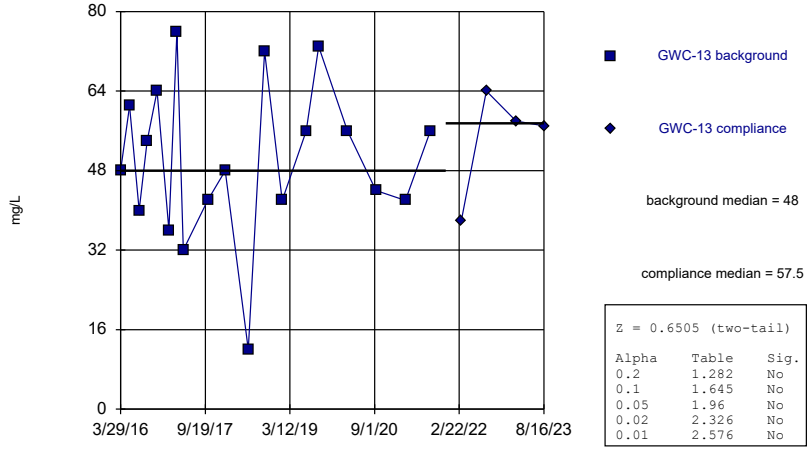

Z = 0.6505 (two-tail)

Alpha	Table	Sig.
0.2	1.282	No
0.1	1.645	No
0.05	1.96	No
0.02	2.326	No
0.01	2.576	No

Constituent: Total Dissolved Solids [TDS] Analysis Run 8/13/2024 10:31 AM View: Appendix III - Mann-W
Plant Wansley Client: Southern Company Data: Wansley Landfill

Sanitas™ v.10.0.20 Software licensed to Groundwater Stats Consulting. UG

Mann-Whitney (Wilcoxon Rank Sum)

GWC-14

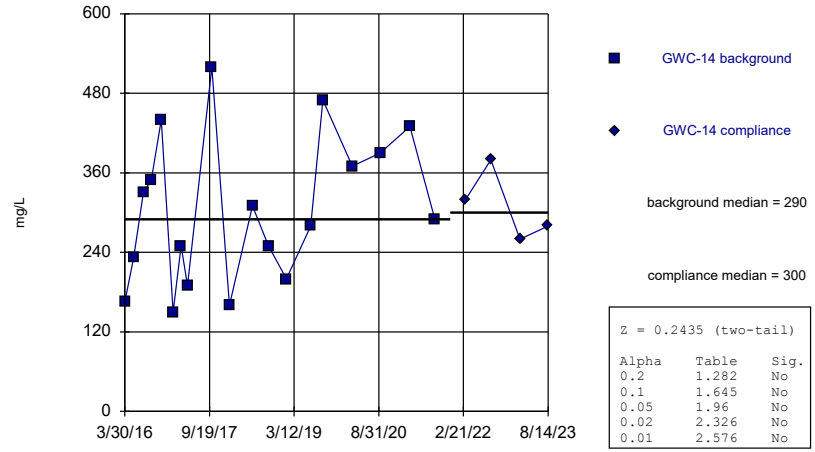

Z = 0.2435 (two-tail)

Alpha	Table	Sig.
0.2	1.282	No
0.1	1.645	No
0.05	1.96	No
0.02	2.326	No
0.01	2.576	No

Constituent: Total Dissolved Solids [TDS] Analysis Run 8/13/2024 10:31 AM View: Appendix III - Mann-W
Plant Wansley Client: Southern Company Data: Wansley Landfill

Sanitas™ v.10.0.20 Software licensed to Groundwater Stats Consulting. UG

Mann-Whitney (Wilcoxon Rank Sum)

GWC-15

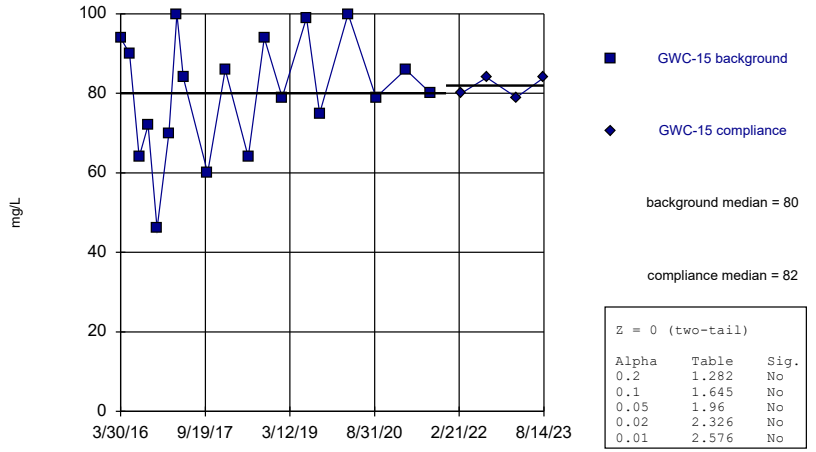

Z = 0 (two-tail)

Alpha	Table	Sig.
0.2	1.282	No
0.1	1.645	No
0.05	1.96	No
0.02	2.326	No
0.01	2.576	No

Constituent: Total Dissolved Solids [TDS] Analysis Run 8/13/2024 10:31 AM View: Appendix III - Mann-W
Plant Wansley Client: Southern Company Data: Wansley Landfill

Sanitas™ v.10.0.20 Software licensed to Groundwater Stats Consulting. UG

Mann-Whitney (Wilcoxon Rank Sum)

GWC-16

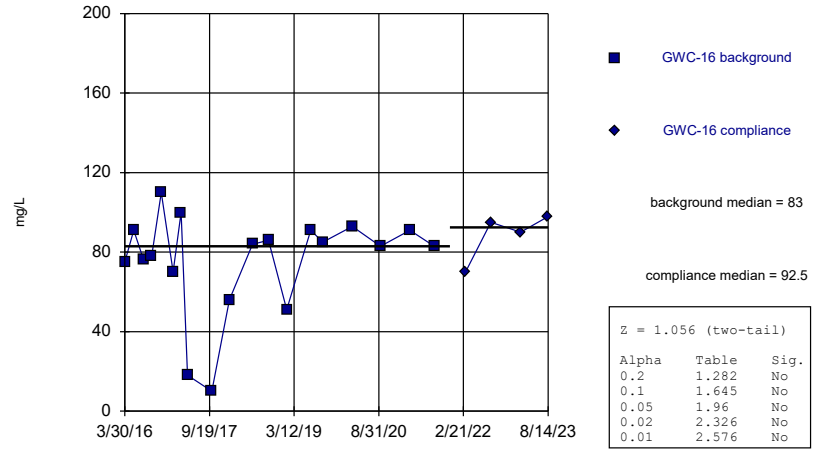

Z = 1.056 (two-tail)

Alpha	Table	Sig.
0.2	1.282	No
0.1	1.645	No
0.05	1.96	No
0.02	2.326	No
0.01	2.576	No

Constituent: Total Dissolved Solids [TDS] Analysis Run 8/13/2024 10:31 AM View: Appendix III - Mann-W
Plant Wansley Client: Southern Company Data: Wansley Landfill

Sanitas™ v.10.0.20 Software licensed to Groundwater Stats Consulting. UG

Mann-Whitney (Wilcoxon Rank Sum)

GWC-17

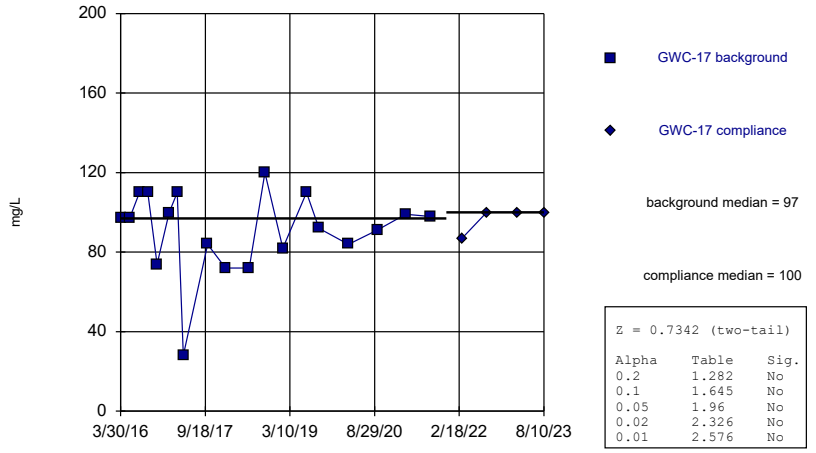

Z = 0.7342 (two-tail)

Alpha	Table	Sig.
0.2	1.282	No
0.1	1.645	No
0.05	1.96	No
0.02	2.326	No
0.01	2.576	No

Constituent: Total Dissolved Solids [TDS] Analysis Run 8/13/2024 10:31 AM View: Appendix III - Mann-W
Plant Wansley Client: Southern Company Data: Wansley Landfill

Sanitas™ v.10.0.20 Software licensed to Groundwater Stats Consulting. UG

Mann-Whitney (Wilcoxon Rank Sum)

GWC-18

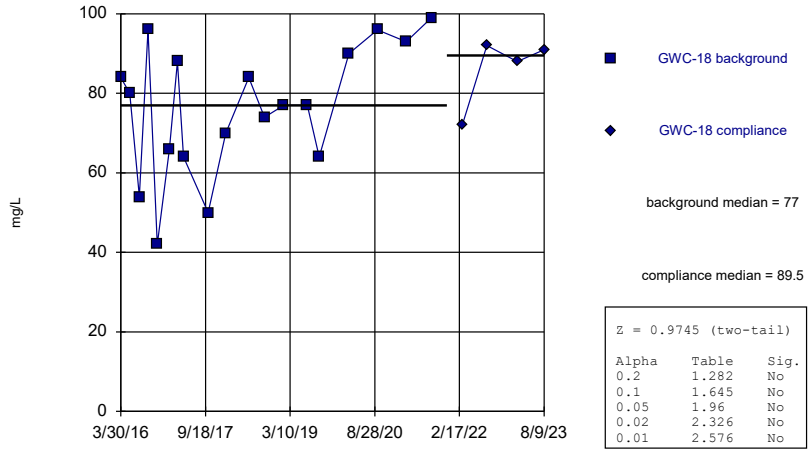

Z = 0.9745 (two-tail)

Alpha	Table	Sig.
0.2	1.282	No
0.1	1.645	No
0.05	1.96	No
0.02	2.326	No
0.01	2.576	No

Constituent: Total Dissolved Solids [TDS] Analysis Run 8/13/2024 10:31 AM View: Appendix III - Mann-W
Plant Wansley Client: Southern Company Data: Wansley Landfill

Sanitas™ v.10.0.20 Software licensed to Groundwater Stats Consulting. UG
Hollow symbols indicate censored values.

Mann-Whitney (Wilcoxon Rank Sum)

GWC-19

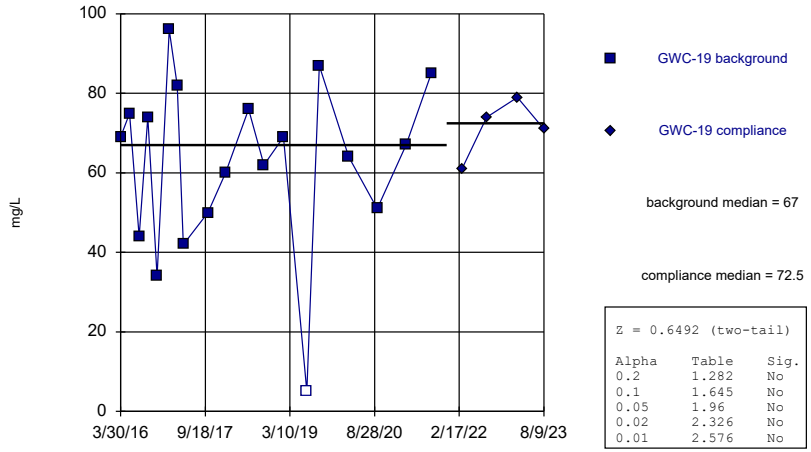

Z = 0.6492 (two-tail)

Alpha	Table	Sig.
0.2	1.282	No
0.1	1.645	No
0.05	1.96	No
0.02	2.326	No
0.01	2.576	No

Constituent: Total Dissolved Solids [TDS] Analysis Run 8/13/2024 10:31 AM View: Appendix III - Mann-W
Plant Wansley Client: Southern Company Data: Wansley Landfill

Sanitas™ v.10.0.20 Software licensed to Groundwater Stats Consulting. UG

Mann-Whitney (Wilcoxon Rank Sum)

GWC-20

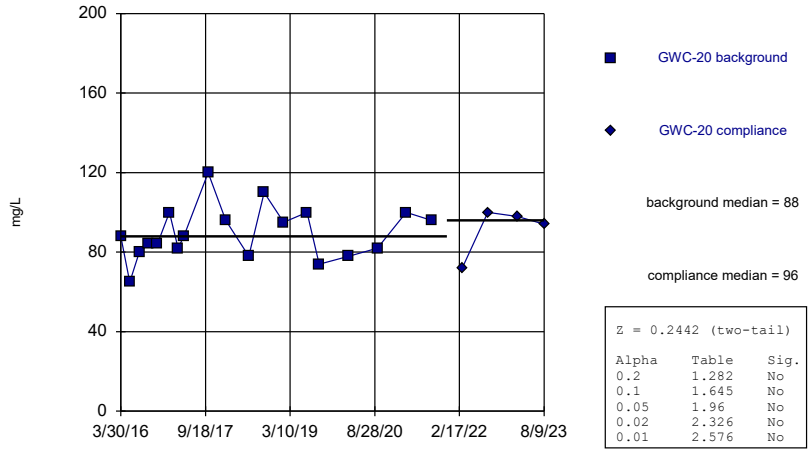

Z = 0.2442 (two-tail)

Alpha	Table	Sig.
0.2	1.282	No
0.1	1.645	No
0.05	1.96	No
0.02	2.326	No
0.01	2.576	No

Constituent: Total Dissolved Solids [TDS] Analysis Run 8/13/2024 10:31 AM View: Appendix III - Mann-W
Plant Wansley Client: Southern Company Data: Wansley Landfill

Sanitas™ v.10.0.20 Software licensed to Groundwater Stats Consulting. UG

Mann-Whitney (Wilcoxon Rank Sum)

GWC-21

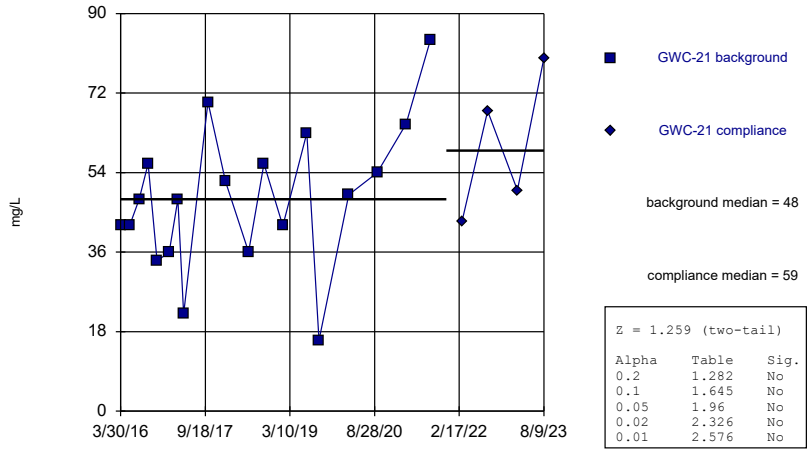

Z = 1.259 (two-tail)

Alpha	Table	Sig.
0.2	1.282	No
0.1	1.645	No
0.05	1.96	No
0.02	2.326	No
0.01	2.576	No

Constituent: Total Dissolved Solids [TDS] Analysis Run 8/13/2024 10:31 AM View: Appendix III - Mann-W
Plant Wansley Client: Southern Company Data: Wansley Landfill

Sanitas™ v.10.0.20 Software licensed to Groundwater Stats Consulting. UG
Hollow symbols indicate censored values.

Mann-Whitney (Wilcoxon Rank Sum)

GWC-22

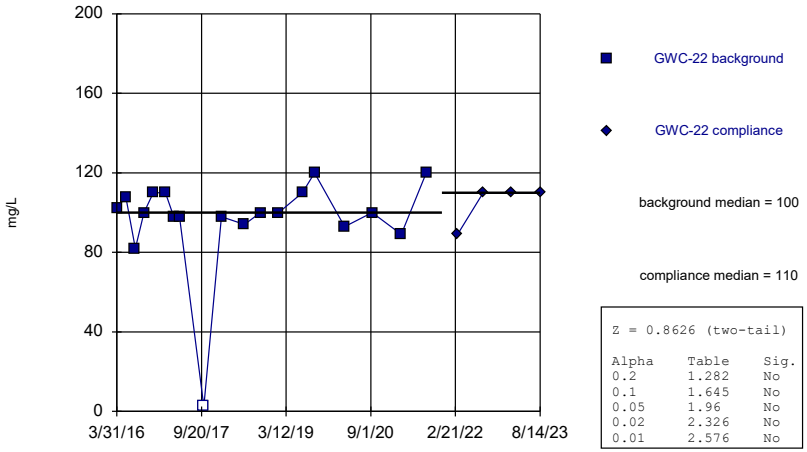

Z = 0.8626 (two-tail)

Alpha	Table	Sig.
0.2	1.282	No
0.1	1.645	No
0.05	1.96	No
0.02	2.326	No
0.01	2.576	No

Constituent: Total Dissolved Solids [TDS] Analysis Run 8/13/2024 10:31 AM View: Appendix III - Mann-W
Plant Wansley Client: Southern Company Data: Wansley Landfill

Sanitas™ v.10.0.20 Software licensed to Groundwater Stats Consulting. UG
Hollow symbols indicate censored values.

Mann-Whitney (Wilcoxon Rank Sum)

GWC-23

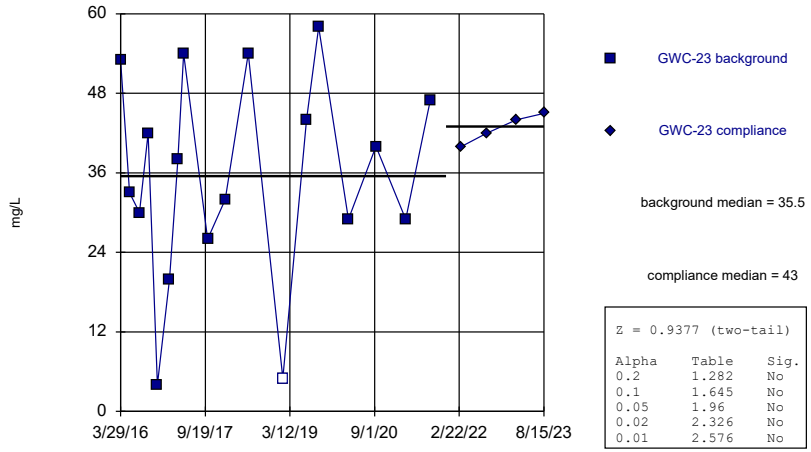

Z = 0.9377 (two-tail)

Alpha	Table	Sig.
0.2	1.282	No
0.1	1.645	No
0.05	1.96	No
0.02	2.326	No
0.01	2.576	No

Constituent: Total Dissolved Solids [TDS] Analysis Run 8/13/2024 10:31 AM View: Appendix III - Mann-W
Plant Wansley Client: Southern Company Data: Wansley Landfill

Sanitas™ v.10.0.20 Software licensed to Groundwater Stats Consulting. UG
Hollow symbols indicate censored values.

Mann-Whitney (Wilcoxon Rank Sum)

GWC-24

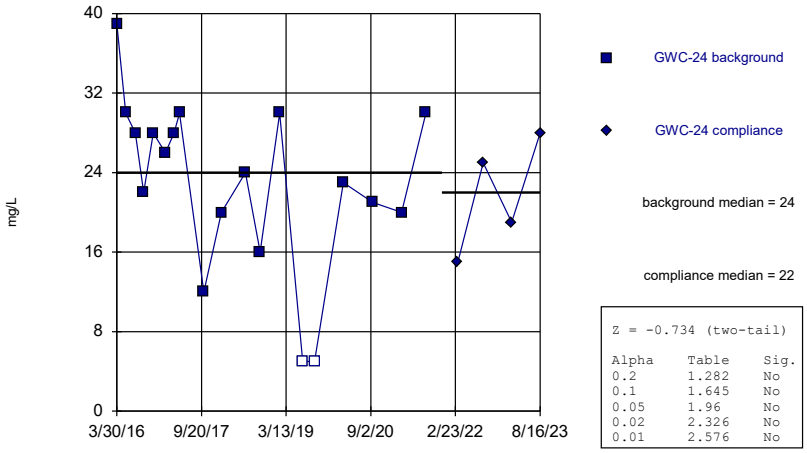

Z = -0.734 (two-tail)

Alpha	Table	Sig.
0.2	1.282	No
0.1	1.645	No
0.05	1.96	No
0.02	2.326	No
0.01	2.576	No

Constituent: Total Dissolved Solids [TDS] Analysis Run 8/13/2024 10:31 AM View: Appendix III - Mann-W
Plant Wansley Client: Southern Company Data: Wansley Landfill

Sanitas™ v.10.0.20 Software licensed to Groundwater Stats Consulting. UG

Mann-Whitney (Wilcoxon Rank Sum)

GWC-25

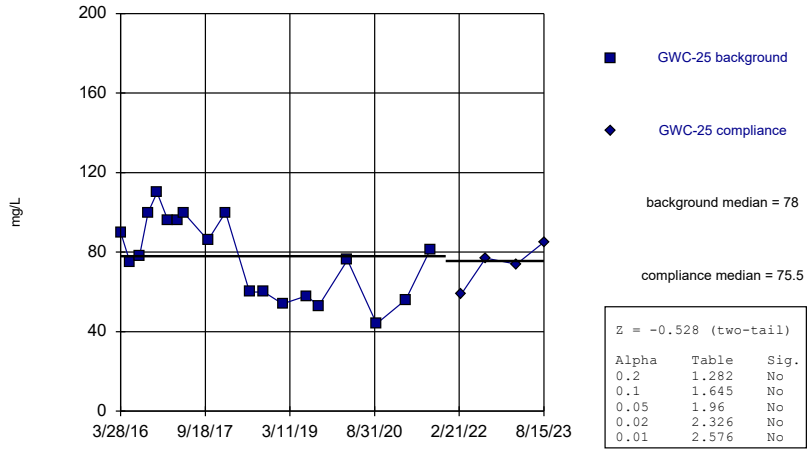

Z = -0.528 (two-tail)

Alpha	Table	Sig.
0.2	1.282	No
0.1	1.645	No
0.05	1.96	No
0.02	2.326	No
0.01	2.576	No

Constituent: Total Dissolved Solids [TDS] Analysis Run 8/13/2024 10:31 AM View: Appendix III - Mann-W
Plant Wansley Client: Southern Company Data: Wansley Landfill

Sanitas™ v.10.0.20 Software licensed to Groundwater Stats Consulting. UG
Hollow symbols indicate censored values.

Mann-Whitney (Wilcoxon Rank Sum)

GWC-26

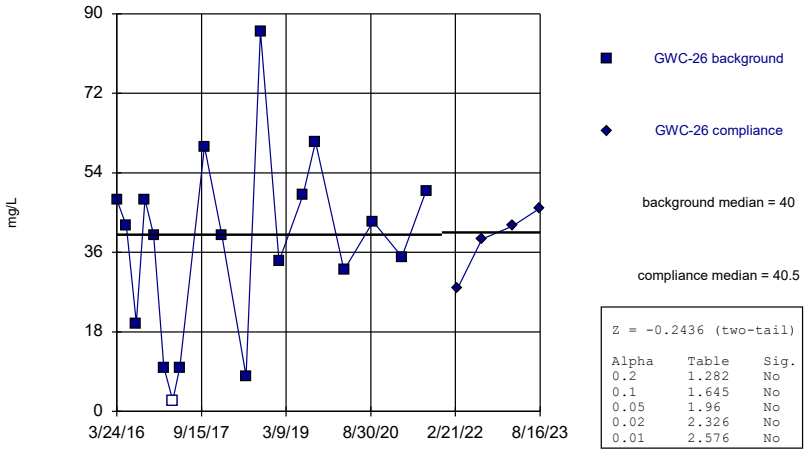

Z = -0.2436 (two-tail)

Alpha	Table	Sig.
0.2	1.282	No
0.1	1.645	No
0.05	1.96	No
0.02	2.326	No
0.01	2.576	No

Constituent: Total Dissolved Solids [TDS] Analysis Run 8/13/2024 10:31 AM View: Appendix III - Mann-W
Plant Wansley Client: Southern Company Data: Wansley Landfill

Sanitas™ v.10.0.20 Software licensed to Groundwater Stats Consulting. UG
Hollow symbols indicate censored values.

Mann-Whitney (Wilcoxon Rank Sum)

GWC-27

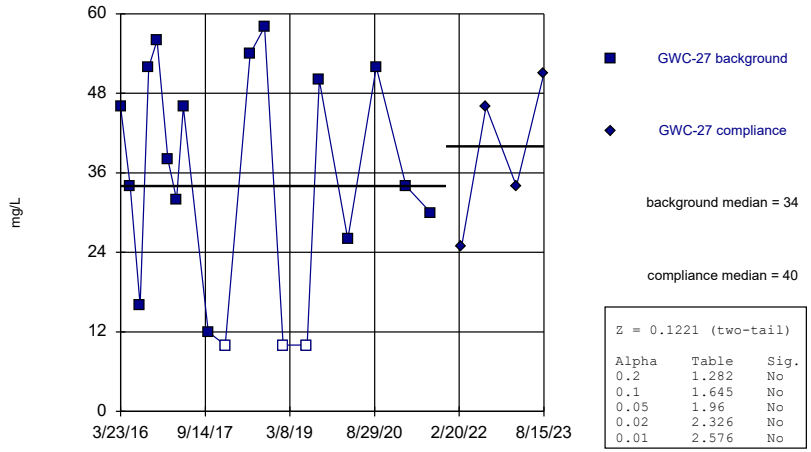

Z = 0.1221 (two-tail)

Alpha	Table	Sig.
0.2	1.282	No
0.1	1.645	No
0.05	1.96	No
0.02	2.326	No
0.01	2.576	No

Constituent: Total Dissolved Solids [TDS] Analysis Run 8/13/2024 10:31 AM View: Appendix III - Mann-W
Plant Wansley Client: Southern Company Data: Wansley Landfill

Sanitas™ v.10.0.20 Software licensed to Groundwater Stats Consulting. UG

Mann-Whitney (Wilcoxon Rank Sum)

GWC-30

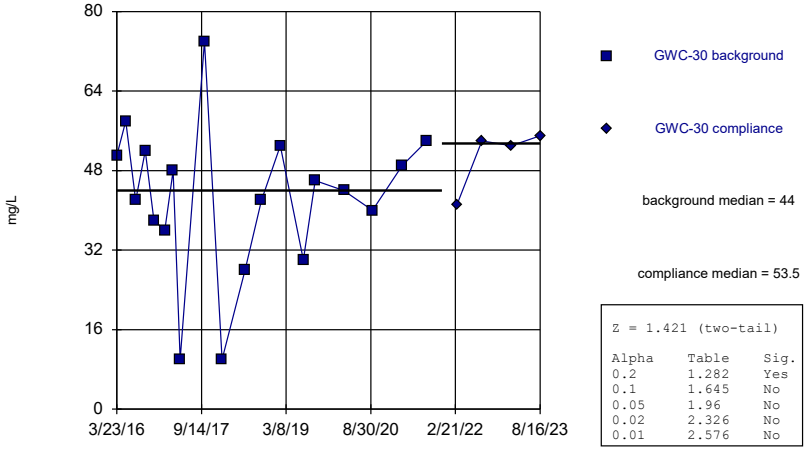

Z = 1.421 (two-tail)

Alpha	Table	Sig.
0.2	1.282	Yes
0.1	1.645	No
0.05	1.96	No
0.02	2.326	No
0.01	2.576	No

Constituent: Total Dissolved Solids [TDS] Analysis Run 8/13/2024 10:31 AM View: Appendix III - Mann-W
Plant Wansley Client: Southern Company Data: Wansley Landfill

Sanitas™ v.10.0.20 Software licensed to Groundwater Stats Consulting. UG

Mann-Whitney (Wilcoxon Rank Sum)

GWC-31

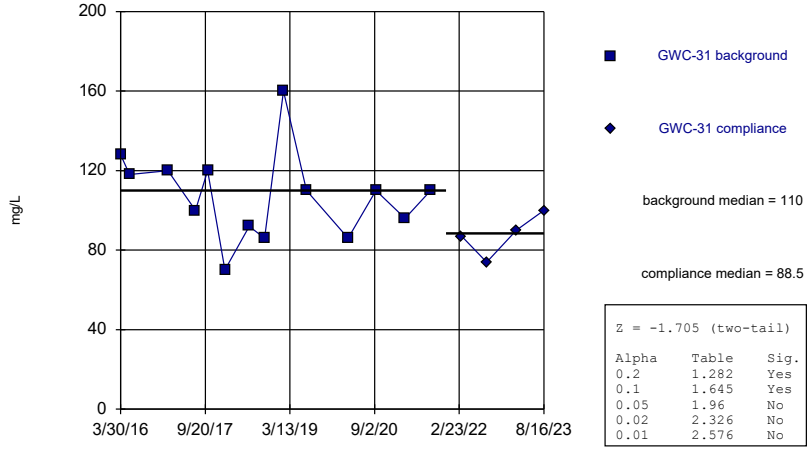

Z = -1.705 (two-tail)

Alpha	Table	Sig.
0.2	1.282	Yes
0.1	1.645	Yes
0.05	1.96	No
0.02	2.326	No
0.01	2.576	No

Constituent: Total Dissolved Solids [TDS] Analysis Run 8/13/2024 10:31 AM View: Appendix III - Mann-W
Plant Wansley Client: Southern Company Data: Wansley Landfill

Sanitas™ v.10.0.20 Software licensed to Groundwater Stats Consulting. UG

Mann-Whitney (Wilcoxon Rank Sum)

GWC-32

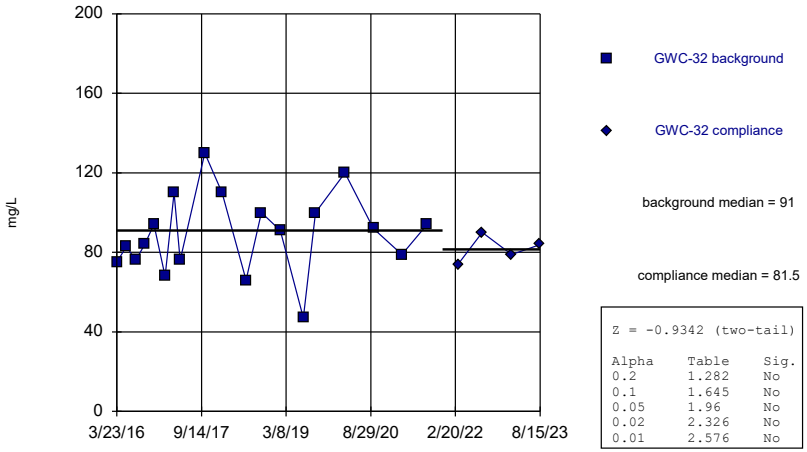

Constituent: Total Dissolved Solids [TDS] Analysis Run 8/13/2024 10:31 AM View: Appendix III - Mann-W
Plant Wansley Client: Southern Company Data: Wansley Landfill

Sanitas™ v.10.0.20 Software licensed to Groundwater Stats Consulting. UG

Mann-Whitney (Wilcoxon Rank Sum)

GWC-33

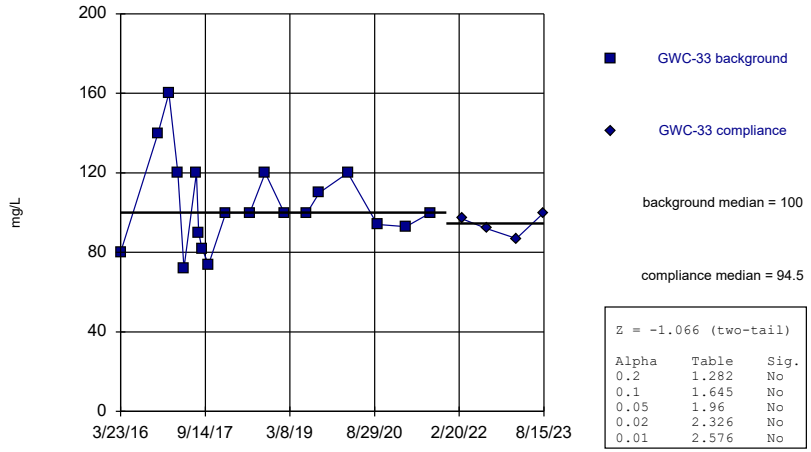

Constituent: Total Dissolved Solids [TDS] Analysis Run 8/13/2024 10:31 AM View: Appendix III - Mann-W
Plant Wansley Client: Southern Company Data: Wansley Landfill

Sanitas™ v.10.0.20 Software licensed to Groundwater Stats Consulting. UG
Hollow symbols indicate censored values.

Mann-Whitney (Wilcoxon Rank Sum)

GWC-34

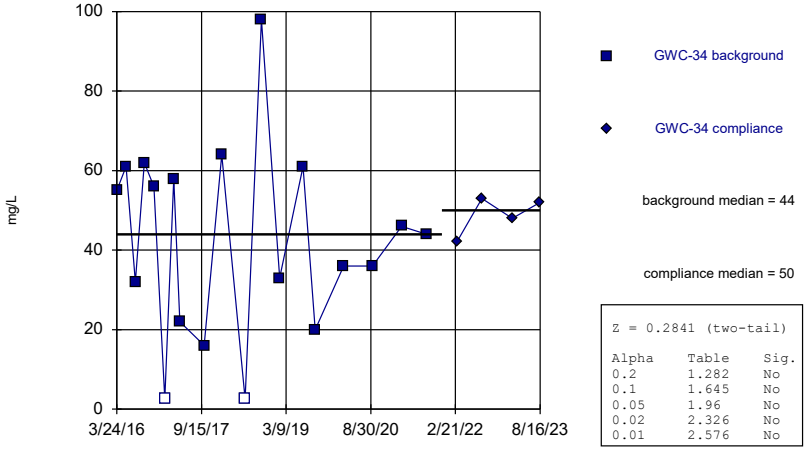

Constituent: Total Dissolved Solids [TDS] Analysis Run 8/13/2024 10:31 AM View: Appendix III - Mann-W
Plant Wansley Client: Southern Company Data: Wansley Landfill

Sanitas™ v.10.0.20 Software licensed to Groundwater Stats Consulting. UG
Hollow symbols indicate censored values.

Mann-Whitney (Wilcoxon Rank Sum)

GWC-35

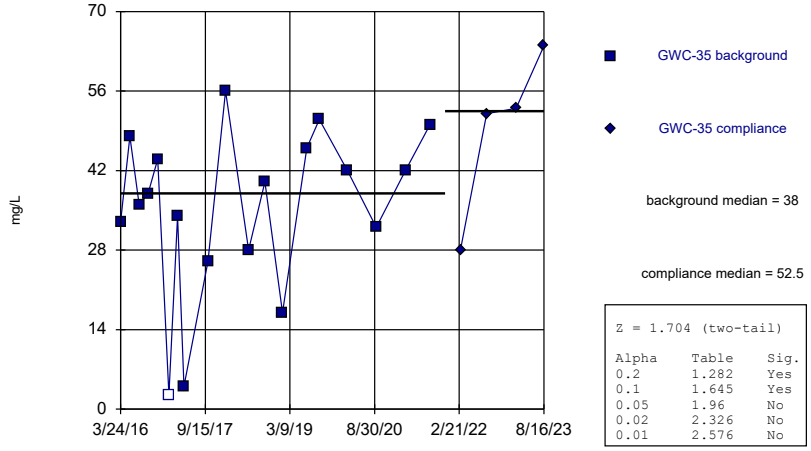

Constituent: Total Dissolved Solids [TDS] Analysis Run 8/13/2024 10:31 AM View: Appendix III - Mann-W
Plant Wansley Client: Southern Company Data: Wansley Landfill

Sanitas™ v.10.0.20 Software licensed to Groundwater Stats Consulting. UG

Mann-Whitney (Wilcoxon Rank Sum)

GWC-5

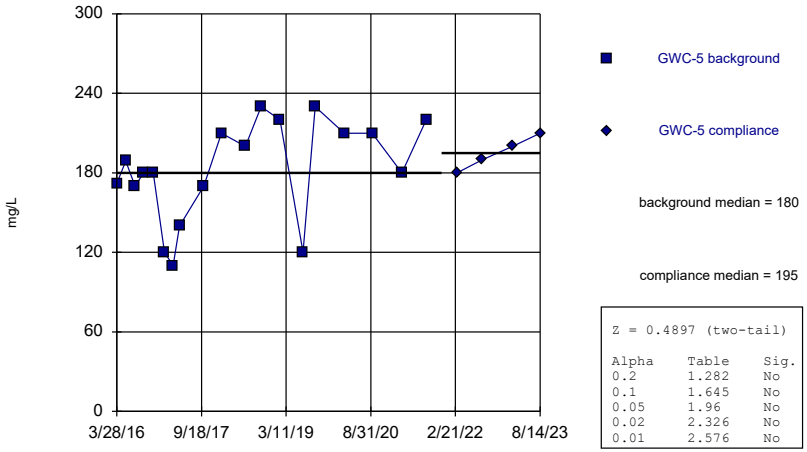

Z = 0.4897 (two-tail)

Alpha	Table	Sig.
0.2	1.282	No
0.1	1.645	No
0.05	1.96	No
0.02	2.326	No
0.01	2.576	No

Constituent: Total Dissolved Solids [TDS] Analysis Run 8/13/2024 10:31 AM View: Appendix III - Mann-W
Plant Wansley Client: Southern Company Data: Wansley Landfill

Sanitas™ v.10.0.20 Software licensed to Groundwater Stats Consulting. UG

Mann-Whitney (Wilcoxon Rank Sum)

GWC-6

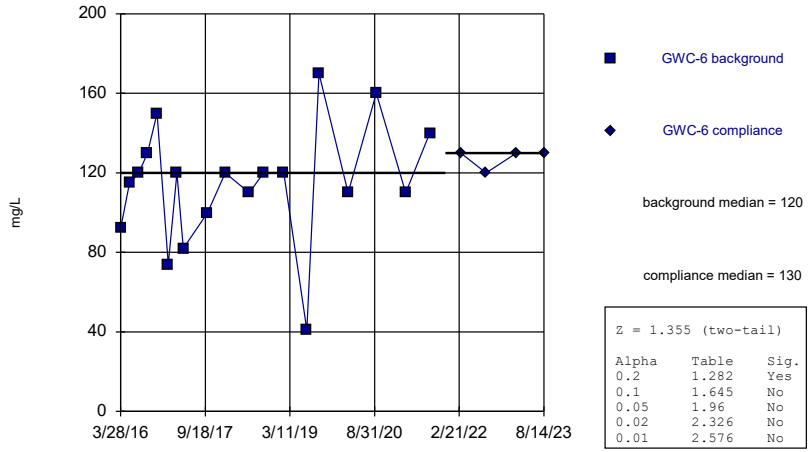

Z = 1.355 (two-tail)

Alpha	Table	Sig.
0.2	1.282	Yes
0.1	1.645	No
0.05	1.96	No
0.02	2.326	No
0.01	2.576	No

Constituent: Total Dissolved Solids [TDS] Analysis Run 8/13/2024 10:31 AM View: Appendix III - Mann-W
Plant Wansley Client: Southern Company Data: Wansley Landfill

Sanitas™ v.10.0.20 Software licensed to Groundwater Stats Consulting. UG

Mann-Whitney (Wilcoxon Rank Sum)

GWC-7

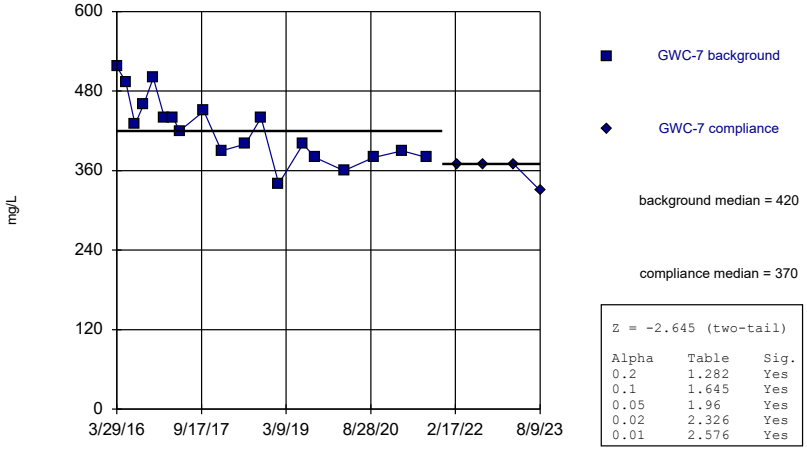

Z = -2.645 (two-tail)

Alpha	Table	Sig.
0.2	1.282	Yes
0.1	1.645	Yes
0.05	1.96	Yes
0.02	2.326	Yes
0.01	2.576	Yes

Constituent: Total Dissolved Solids [TDS] Analysis Run 8/13/2024 10:31 AM View: Appendix III - Mann-W
Plant Wansley Client: Southern Company Data: Wansley Landfill

Sanitas™ v.10.0.20 Software licensed to Groundwater Stats Consulting. UG

Mann-Whitney (Wilcoxon Rank Sum)

GWC-8

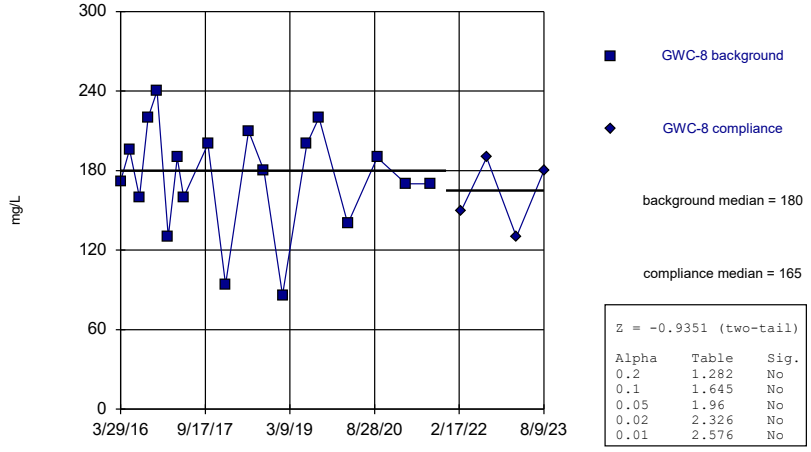

Z = -0.9351 (two-tail)

Alpha	Table	Sig.
0.2	1.282	No
0.1	1.645	No
0.05	1.96	No
0.02	2.326	No
0.01	2.576	No

Constituent: Total Dissolved Solids [TDS] Analysis Run 8/13/2024 10:31 AM View: Appendix III - Mann-W
Plant Wansley Client: Southern Company Data: Wansley Landfill

Sanitas™ v.10.0.20 Software licensed to Groundwater Stats Consulting. UG

Mann-Whitney (Wilcoxon Rank Sum)

GWC-9

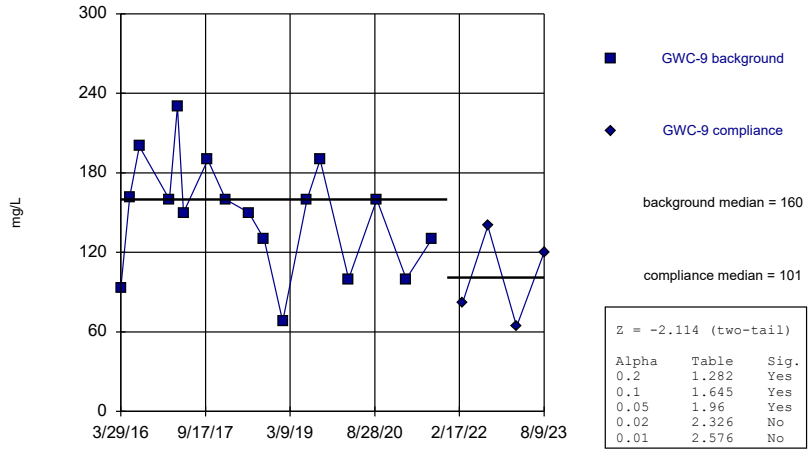

GWC-9 background

GWC-9 compliance

background median = 160

compliance median = 101

Z = -2.114 (two-tail)

Alpha	Table	Sig.
0.2	1.282	Yes
0.1	1.645	Yes
0.05	1.96	Yes
0.02	2.326	No
0.01	2.576	No

Constituent: Total Dissolved Solids [TDS] Analysis Run 8/13/2024 10:31 AM View: Appendix III - Mann-W

Plant Wansley Client: Southern Company Data: Wansley Landfill

Mann-Whitney (Wilcoxon Rank Sum)

Constituent: pH, Field (S.U.) Analysis Run 8/13/2024 10:32 AM View: Appendix III - Mann-Whitney
Plant Wansley Client: Southern Company Data: Wansley Landfill

	GWA-1	GWA-1
1/21/2016	5.03	
3/23/2016	5.56	
5/20/2016	5.62	
7/21/2016	5.500376	
9/15/2016	5.31	
11/11/2016	5.4	
1/19/2017	5.73	
3/16/2017	5.25	
4/28/2017	5.35	
8/3/2017	5.32 (D)	
1/19/2018	5.39 (D)	
6/19/2018	5.27	
9/25/2018	5.27	
1/17/2019	5.43	
6/24/2019	5.3	
9/9/2019	5.37	
3/10/2020	5.42	
9/9/2020	5.62	
3/15/2021	5.55	
8/16/2021	5.48	
2/28/2022		5.29
8/9/2022		5.33
2/14/2023		5.56
8/9/2023		5.26

Mann-Whitney (Wilcoxon Rank Sum)

Constituent: pH, Field (S.U.) Analysis Run 8/13/2024 10:32 AM View: Appendix III - Mann-Whitney
Plant Wansley Client: Southern Company Data: Wansley Landfill

	GWA-2	GWA-2
1/20/2016	5.47	
3/23/2016	5.85	
5/24/2016	5.86	
7/26/2016	5.808275	
9/15/2016	7.195292 (O)	
11/10/2016	5.63	
1/19/2017	5.63	
3/17/2017	5.68	
4/28/2017	5.77	
8/2/2017	5.67 (D)	
1/19/2018	5.68 (D)	
6/19/2018	5.84	
9/25/2018	5.52	
1/17/2019	5.81	
6/24/2019	5.75	
9/10/2019	5.63	
3/10/2020	5.72	
9/10/2020	5.41	
3/15/2021	5.44	
8/18/2021	5.58	
3/1/2022		5.65
8/9/2022		5.64
2/14/2023		5.64
8/9/2023		5.56

Mann-Whitney (Wilcoxon Rank Sum)

Constituent: pH, Field (S.U.) Analysis Run 8/13/2024 10:32 AM View: Appendix III - Mann-Whitney
Plant Wansley Client: Southern Company Data: Wansley Landfill

	GWA-28	GWA-28
1/22/2016	6.27	
3/22/2016	6.72	
5/23/2016	6.29	
7/25/2016	6.178217	
9/16/2016	6.545359	
11/9/2016	6	
1/17/2017	6.09	
3/16/2017	5.98	
4/27/2017	5.96	
8/1/2017	6.01 (D)	
1/19/2018	6.15 (D)	
6/19/2018	5.96	
9/25/2018	5.94	
1/21/2019	5.92	
6/25/2019	6.03	
9/10/2019	5.79	
3/10/2020	6.05	
9/9/2020	5.9	
3/15/2021	6.09	
8/16/2021	6.21	
3/1/2022		5.96
8/9/2022		6.08
2/14/2023		6.12
8/9/2023		6.16

Mann-Whitney (Wilcoxon Rank Sum)

Constituent: pH, Field (S.U.) Analysis Run 8/13/2024 10:32 AM View: Appendix III - Mann-Whitney

Plant Wansley Client: Southern Company Data: Wansley Landfill

	GWA-29	GWA-29
1/19/2016	5.92	
3/22/2016	5.92	
5/19/2016	5.95	
7/21/2016	6.049508	
9/15/2016	6.444541	
3/15/2017	5.86	
4/27/2017	5.85	
8/1/2017	5.86 (D)	
1/19/2018	5.83 (D)	
6/19/2018	5.77	
9/25/2018	5.92	
1/18/2019	5.86	
6/25/2019	5.96	
9/10/2019	5.94	
3/10/2020	5.75	
9/9/2020	5.63	
3/15/2021	5.51	
8/18/2021	5.79	
3/2/2022		5.87
8/9/2022		5.9
2/13/2023		5.64
8/8/2023		5.94

Mann-Whitney (Wilcoxon Rank Sum)

Constituent: pH, Field (S.U.) Analysis Run 8/13/2024 10:32 AM View: Appendix III - Mann-Whitney
Plant Wansley Client: Southern Company Data: Wansley Landfill

	GWA-3	GWA-3
5/25/2016	6.48	
7/27/2016	6.43219	
8/1/2017	6.35 (D)	
6/20/2018	6.28	
1/17/2019	6.06	
6/24/2019	5.68	
6/25/2019	5.58	
9/11/2019	5.49	
3/10/2020	5.53	
9/9/2020	5.39	
3/15/2021	5.28	
8/18/2021	5.32	
3/1/2022		5.7
8/9/2022		5.45
2/14/2023		5.53
8/8/2023		5.56

Mann-Whitney (Wilcoxon Rank Sum)

Constituent: pH, Field (S.U.) Analysis Run 8/13/2024 10:32 AM View: Appendix III - Mann-Whitney
Plant Wansley Client: Southern Company Data: Wansley Landfill

	GWA-4	GWA-4
5/19/2016	6.45	
7/21/2016	6.449699	
9/14/2016	6.396439	
11/10/2016	6.19	
1/17/2017	6.18	
3/16/2017	6.1	
4/28/2017	6.51	
8/2/2017	6.23 (D)	
1/22/2018	6.3 (D)	
6/19/2018	6.2	
9/25/2018	6.21	
1/17/2019	6.29	
6/24/2019	6.12	
9/10/2019	6.18	
3/10/2020	6.24	
9/9/2020	6.19	
3/15/2021	6	
8/18/2021	6.22	
3/1/2022		6.29
8/9/2022		6.3
2/14/2023		6.2
8/9/2023		6.41

Mann-Whitney (Wilcoxon Rank Sum)

Constituent: pH, Field (S.U.) Analysis Run 8/13/2024 10:32 AM View: Appendix III - Mann-Whitney

Plant Wansley Client: Southern Company Data: Wansley Landfill

	GWC-10	GWC-10
1/25/2016	6.27	
5/25/2016	6.44	
7/27/2016	6.364588	
9/16/2016	6.202937	
11/17/2016	5.95	
1/31/2017	6.47	
5/2/2017	6.69	
8/8/2017	6.67 (D)	
1/24/2018	6.47 (D)	
6/21/2018	5.76	
9/27/2018	5.5	
1/31/2019	5.75	
6/26/2019	5.78	
9/17/2019	5.55	
3/17/2020	5.96	
9/10/2020	5.31	
12/2/2020	5.72	
3/18/2021	6.13	
8/20/2021	5.68	
3/8/2022		5.9
8/16/2022		6.16
2/15/2023		5.76
8/10/2023		5.78

Mann-Whitney (Wilcoxon Rank Sum)

Constituent: pH, Field (S.U.) Analysis Run 8/13/2024 10:32 AM View: Appendix III - Mann-Whitney
Plant Wansley Client: Southern Company Data: Wansley Landfill

	GWC-11	GWC-11
1/26/2016	6.11	
3/29/2016	6.59	
5/25/2016	6.31	
7/25/2016	6.287783	
9/19/2016	6.027665	
11/16/2016	6.04	
1/31/2017	5.94	
3/23/2017	6.06	
5/2/2017	5.95	
8/7/2017	6.11 (D)	
1/24/2018	6.17 (D)	
6/20/2018	5.92	
9/27/2018	5.97	
1/24/2019	6.25	
6/26/2019	5.97	
9/16/2019	6.07	
3/16/2020	5.92	
9/10/2020	5.82	
3/17/2021	6.23	
8/23/2021	6.02	
3/7/2022		6.1
8/15/2022		6.04
2/21/2023		5.96
8/14/2023		5.98

Mann-Whitney (Wilcoxon Rank Sum)

Constituent: pH, Field (S.U.) Analysis Run 8/13/2024 10:32 AM View: Appendix III - Mann-Whitney
Plant Wansley Client: Southern Company Data: Wansley Landfill

	GWC-12	GWC-12
1/26/2016	7.37	
3/29/2016	7.53	
5/25/2016	7.44	
9/15/2016	6.283325	
11/16/2016	6.99	
1/31/2017	7.065 (D)	
3/23/2017	7.41	
5/3/2017	7.32	
8/7/2017	7.25 (D)	
1/24/2018	7.02 (D)	
6/26/2018	7.43	
9/28/2018	7.3	
1/25/2019	7.49	
6/26/2019	7.28	
9/11/2019	7.47	
3/18/2020	7.55	
9/10/2020	7.15	
3/16/2021	7.62	
8/19/2021	7.26	
3/7/2022		7.32
8/16/2022		7.39
2/15/2023		6.98
8/14/2023		7.2

Mann-Whitney (Wilcoxon Rank Sum)

Constituent: pH, Field (S.U.) Analysis Run 8/13/2024 10:32 AM View: Appendix III - Mann-Whitney
Plant Wansley Client: Southern Company Data: Wansley Landfill

	GWC-13	GWC-13
1/27/2016	6.52	
3/29/2016	7.49	
5/25/2016	6.76	
7/26/2016	6.859244	
9/15/2016	7.565879	
11/17/2016	6.63	
3/23/2017	6.85	
5/3/2017	6.57	
8/4/2017	6.77 (D)	
1/25/2018	6.63 (D)	
6/20/2018	6.66	
10/2/2018	6.91	
1/22/2019	6.61	
6/25/2019	6.54	
9/12/2019	6.73	
3/12/2020	6.68	
9/10/2020	6.69	
3/17/2021	7.19	
8/23/2021	6.52	
3/8/2022		6.93
8/15/2022		7.03
2/21/2023		6.62
8/16/2023		6.61

Mann-Whitney (Wilcoxon Rank Sum)

Constituent: pH, Field (S.U.) Analysis Run 8/13/2024 10:32 AM View: Appendix III - Mann-Whitney

Plant Wansley Client: Southern Company Data: Wansley Landfill

	GWC-14	GWC-14
1/27/2016	5.88	
3/30/2016	6.01	
5/25/2016	5.52	
7/26/2016	6.066915	
9/15/2016	5.220961	
11/17/2016	5.05	
2/1/2017	5.5	
3/23/2017	5.41	
5/3/2017	5.71	
8/7/2017	5.03 (D)	
1/25/2018	5.64 (D)	
6/20/2018	5.05	
10/1/2018	5.59	
1/22/2019	5.72	
6/25/2019	5.49	
9/12/2019	4.92	
3/17/2020	5.63	
9/10/2020	5	
3/17/2021	5.31	
8/23/2021	5.48	
3/7/2022		5.5
8/16/2022		5.04
2/17/2023		5.73
8/14/2023		5.97

Mann-Whitney (Wilcoxon Rank Sum)

Constituent: pH, Field (S.U.) Analysis Run 8/13/2024 10:32 AM View: Appendix III - Mann-Whitney
Plant Wansley Client: Southern Company Data: Wansley Landfill

	GWC-15	GWC-15
1/27/2016	6.67	
3/30/2016	6.7	
5/25/2016	6.52	
7/26/2016	6.719922	
9/20/2016	6.519229	
11/17/2016	6.54	
2/1/2017	6.56	
5/3/2017	6.5	
8/4/2017	6.55 (D)	
1/25/2018	6.45 (D)	
6/20/2018	7.24	
10/1/2018	6.5	
1/22/2019	6.48	
6/25/2019	6.43	
9/17/2019	6.54	
3/16/2020	6.58	
9/10/2020	6.31	
3/18/2021	6.92	
8/24/2021	6.43	
3/7/2022		6.5
8/16/2022		6.54
2/21/2023		7.22
8/14/2023		6.7

Mann-Whitney (Wilcoxon Rank Sum)

Constituent: pH, Field (S.U.) Analysis Run 8/13/2024 10:32 AM View: Appendix III - Mann-Whitney
Plant Wansley Client: Southern Company Data: Wansley Landfill

	GWC-16	GWC-16
1/27/2016	6.03	
5/25/2016	6.22	
7/27/2016	6.30178	
9/16/2016	7.5561 (O)	
11/17/2016	5.9	
2/1/2017	6.14	
3/24/2017	5.99	
5/3/2017	6.06	
8/7/2017	6.12 (D)	
1/25/2018	6.1 (D)	
6/20/2018	6.08	
10/1/2018	6.12	
1/25/2019	6.05	
6/25/2019	6.08	
9/11/2019	6.22	
3/17/2020	6.35	
9/11/2020	5.85	
3/17/2021	6.16	
8/20/2021	5.98	
3/8/2022		6.03
8/16/2022		6.13
2/20/2023		6.08
8/14/2023		6.09

Mann-Whitney (Wilcoxon Rank Sum)

Constituent: pH, Field (S.U.) Analysis Run 8/13/2024 10:32 AM View: Appendix III - Mann-Whitney
Plant Wansley Client: Southern Company Data: Wansley Landfill

	GWC-17	GWC-17
1/27/2016	6.27	
3/30/2016	6.22	
5/25/2016	6.24	
7/27/2016	6.321385	
9/19/2016	7.948709 (O)	
11/17/2016	6.11	
2/1/2017	6.18	
3/24/2017	6.34	
5/3/2017	6.09	
8/7/2017	6.16 (D)	
1/25/2018	6.2 (D)	
6/26/2018	6.1	
10/2/2018	6.16	
1/24/2019	6.31	
6/25/2019	6.12	
9/11/2019	6.39	
3/17/2020	6.09	
9/14/2020	6.37	
3/16/2021	6.22	
8/20/2021	6.05	
3/8/2022		6.06
8/11/2022		5.95
2/20/2023		6.06
8/10/2023		6.13

Mann-Whitney (Wilcoxon Rank Sum)

Constituent: pH, Field (S.U.) Analysis Run 8/13/2024 10:32 AM View: Appendix III - Mann-Whitney

Plant Wansley Client: Southern Company Data: Wansley Landfill

	GWC-18	GWC-18
3/30/2016	6.03	
5/26/2016	6.03	
7/25/2016	6.066342	
9/19/2016	6.040669	
2/1/2017	5.98	
3/24/2017	5.85	
5/3/2017	5.92	
8/7/2017	5.98 (D)	
1/25/2018	6.03 (D)	
6/21/2018	5.87	
9/28/2018	5.77	
1/28/2019	6.03	
6/27/2019	5.78	
9/11/2019	6.02	
3/17/2020	5.88	
9/14/2020	5.77	
3/16/2021	6.03	
8/24/2021	5.9	
3/8/2022		6.01
8/11/2022		5.76
2/20/2023		5.87
8/9/2023		5.99

Mann-Whitney (Wilcoxon Rank Sum)

Constituent: pH, Field (S.U.) Analysis Run 8/13/2024 10:32 AM View: Appendix III - Mann-Whitney
Plant Wansley Client: Southern Company Data: Wansley Landfill

	GWC-19	GWC-19
1/27/2016	6.14	
3/30/2016	6.1	
5/26/2016	5.99	
7/25/2016	6.063209	
9/19/2016	6.276656	
11/17/2016	5.97	
3/24/2017	5.82	
5/3/2017	5.89	
8/7/2017	5.93 (D)	
1/25/2018	5.89 (D)	
6/21/2018	5.78	
9/27/2018	5.82	
1/28/2019	5.96	
6/26/2019	5.78	
9/12/2019	5.92	
3/18/2020	5.71	
9/15/2020	5.72	
3/17/2021	5.95	
8/24/2021	5.78	
3/8/2022		5.81
8/11/2022		5.7
2/21/2023		5.73
8/9/2023		5.87

Mann-Whitney (Wilcoxon Rank Sum)

Constituent: pH, Field (S.U.) Analysis Run 8/13/2024 10:32 AM View: Appendix III - Mann-Whitney

Plant Wansley Client: Southern Company Data: Wansley Landfill

	GWC-20	GWC-20
1/27/2016	6.08	
3/30/2016	6.27	
5/26/2016	6.23	
7/25/2016	6.3145	
9/20/2016	7.120962	
2/2/2017	6.17	
5/4/2017	6.38	
8/7/2017	6.19 (D)	
1/26/2018	6.16 (D)	
6/21/2018	6.65	
9/27/2018	6.29	
1/28/2019	6.31	
6/25/2019	6.15	
9/11/2019	6.27	
3/18/2020	6.16	
9/15/2020	6.28	
3/16/2021	6.33	
8/24/2021	6.17	
3/7/2022		6.13
8/16/2022		6.73
2/22/2023		6.91
8/9/2023		6.47

Mann-Whitney (Wilcoxon Rank Sum)

Constituent: pH, Field (S.U.) Analysis Run 8/13/2024 10:32 AM View: Appendix III - Mann-Whitney
Plant Wansley Client: Southern Company Data: Wansley Landfill

	GWC-21	GWC-21
1/26/2016	5.39	
3/30/2016	5.88	
5/26/2016	5.55	
7/26/2016	5.64011	
9/20/2016	6.575 (o)	
11/17/2016	5.56	
3/28/2017	5.36	
5/4/2017	5.55	
8/7/2017	5.61 (D)	
1/26/2018	5.65 (D)	
6/20/2018	5.48	
9/27/2018	5.38	
1/24/2019	6.01	
6/25/2019	5.35	
9/11/2019	5.71	
3/18/2020	5.45	
9/15/2020	5.3	
3/16/2021	5.47	
8/19/2021	5.54	
3/7/2022		5.37
8/16/2022		5.54
2/21/2023		5.37
8/9/2023		5.62

Mann-Whitney (Wilcoxon Rank Sum)

Constituent: pH, Field (S.U.) Analysis Run 8/13/2024 10:32 AM View: Appendix III - Mann-Whitney
Plant Wansley Client: Southern Company Data: Wansley Landfill

	GWC-22	GWC-22
1/26/2016	6.46	
3/31/2016	6.53	
5/26/2016	6.69	
7/26/2016	6.620398	
9/20/2016	6.696588	
11/17/2016	6.52	
3/28/2017	6.87	
5/3/2017	6.59	
8/8/2017	6.59 (D)	
1/25/2018	6.49 (D)	
6/20/2018	6.42	
10/1/2018	6.7	
1/24/2019	6.69	
6/25/2019	6.59	
9/10/2019	6.44	
3/18/2020	6.85	
9/10/2020	6.86	
3/15/2021	6.78	
8/19/2021	6.58	
3/8/2022		6.41
8/17/2022		6.61
2/14/2023		6.56
8/14/2023		6.79

Mann-Whitney (Wilcoxon Rank Sum)

Constituent: pH, Field (S.U.) Analysis Run 8/13/2024 10:32 AM View: Appendix III - Mann-Whitney
Plant Wansley Client: Southern Company Data: Wansley Landfill

	GWC-23	GWC-23
1/21/2016	6.24	
3/29/2016	4.87 (o)	
5/25/2016	6.11	
9/20/2016	7.295 (o)	
11/18/2016	6.32	
2/3/2017	5.91	
3/28/2017	5.86	
5/4/2017	6.2	
8/8/2017	6.07 (D)	
1/25/2018	6.06 (D)	
6/20/2018	5.84	
10/1/2018	5.96	
1/25/2019	5.97	
6/26/2019	5.86	
9/12/2019	5.93	
3/18/2020	6.06	
9/10/2020	5.8	
3/18/2021	6.02	
8/23/2021	5.9	
3/9/2022		5.5
8/16/2022		5.86
2/21/2023		5.88
8/15/2023		5.93

Mann-Whitney (Wilcoxon Rank Sum)

Constituent: pH, Field (S.U.) Analysis Run 8/13/2024 10:32 AM View: Appendix III - Mann-Whitney
Plant Wansley Client: Southern Company Data: Wansley Landfill

	GWC-24	GWC-24
1/20/2016	5.41	
5/25/2016	6.46	
7/27/2016	6.119047	
9/16/2016	6.310241	
11/18/2016	5.62	
2/6/2017	5.36	
3/28/2017	5.87	
5/3/2017	7.5 (o)	
1/25/2018	5.74 (D)	
6/27/2018	5.51	
9/28/2018	5.28	
1/31/2019	5.28	
6/26/2019	5.59	
9/11/2019	5.21	
3/12/2020	5.33	
9/15/2020	4.97	
3/18/2021	5.16	
8/19/2021	5.1	
3/10/2022		5.14
8/18/2022		5.08
2/16/2023		5.08
8/16/2023		5.14

Mann-Whitney (Wilcoxon Rank Sum)

Constituent: pH, Field (S.U.) Analysis Run 8/13/2024 10:32 AM View: Appendix III - Mann-Whitney
Plant Wansley Client: Southern Company Data: Wansley Landfill

	GWC-25	GWC-25
1/20/2016	5.98	
3/28/2016	5.1	
5/25/2016	5.7	
7/27/2016	5.966094	
9/19/2016	6.070052	
11/15/2016	6.35	
1/20/2017	6.54	
1/23/2017	6.59	
3/23/2017	7.25	
3/24/2017	6.56	
8/3/2017	6.33 (D)	
1/24/2018	6.12 (D)	
6/27/2018	6.28	
9/26/2018	6.4	
1/24/2019	6	
6/25/2019	5.66	
9/11/2019	5.99	
1/14/2020	6.18	
3/12/2020	6.4	
9/14/2020	5.47	
3/17/2021	5.97	
8/19/2021	5.97	
3/8/2022		6.24
8/10/2022		6
2/21/2023		5.93
8/15/2023		6.01

Mann-Whitney (Wilcoxon Rank Sum)

Constituent: pH, Field (S.U.) Analysis Run 8/13/2024 10:32 AM View: Appendix III - Mann-Whitney
Plant Wansley Client: Southern Company Data: Wansley Landfill

	GWC-26	GWC-26
3/24/2016	5.64	
5/24/2016	5.78	
7/26/2016	6.038068	
9/20/2016	5.701864	
11/14/2016	5.64	
1/19/2017	5.7	
3/16/2017	5.58	
5/1/2017	5.78	
8/3/2017	5.61 (D)	
1/22/2018	6 (D)	
6/27/2018	5.59	
9/27/2018	5.68	
1/24/2019	5.78	
6/25/2019	5.63	
9/12/2019	5.63	
3/13/2020	5.52	
9/15/2020	5.63	
3/17/2021	5.61	
8/19/2021	5.69	
3/9/2022		5.69
8/10/2022		5.6
2/21/2023		5.58
8/16/2023		5.53

Mann-Whitney (Wilcoxon Rank Sum)

Constituent: pH, Field (S.U.) Analysis Run 8/13/2024 10:32 AM View: Appendix III - Mann-Whitney

Plant Wansley Client: Southern Company Data: Wansley Landfill

	GWC-27	GWC-27
1/22/2016	5.35	
3/23/2016	5.57	
5/24/2016	5.58	
7/26/2016	5.614371	
9/19/2016	5.506855	
11/11/2016	5.88	
1/20/2017	5.71	
3/16/2017	5.37	
4/28/2017	5.89	
8/3/2017	5.65 (D)	
1/19/2018	5.53 (D)	
6/27/2018	5.58	
9/27/2018	5.7	
1/24/2019	5.39	
6/26/2019	5.72	
9/12/2019	5.36	
3/12/2020	5.36	
9/9/2020	5.63	
3/18/2021	5.39	
8/23/2021	5.35	
3/8/2022		5.57
8/10/2022		5.63
2/20/2023		5.33
8/15/2023		5.63

Mann-Whitney (Wilcoxon Rank Sum)

Constituent: pH, Field (S.U.) Analysis Run 8/13/2024 10:32 AM View: Appendix III - Mann-Whitney
Plant Wansley Client: Southern Company Data: Wansley Landfill

	GWC-30	GWC-30
1/19/2016	5.9	
3/23/2016	6.78	
5/20/2016	6.05	
7/21/2016	6.188237	
9/20/2016	6.075727	
11/14/2016	5.93	
1/24/2017	6.03 (D)	
3/17/2017	5.94	
5/1/2017	6	
8/4/2017	6.01 (D)	
1/24/2018	6.29 (D)	
6/21/2018	5.95	
10/3/2018	6.38	
1/30/2019	6.08	
6/27/2019	6.08	
9/10/2019	6.63	
3/11/2020	6.04	
9/10/2020	6.59	
3/18/2021	5.77	
8/23/2021	5.96	
3/2/2022		6.07
8/10/2022		5.97
2/14/2023		5.91
8/16/2023		5.96

Mann-Whitney (Wilcoxon Rank Sum)

Constituent: pH, Field (S.U.) Analysis Run 8/13/2024 10:32 AM View: Appendix III - Mann-Whitney
Plant Wansley Client: Southern Company Data: Wansley Landfill

	GWC-31	GWC-31
1/25/2016	5.98	
5/25/2016	6.3	
7/27/2016	6.327805	
1/24/2017	5.93	
2/6/2017	6.04	
3/28/2017	6.06	
5/1/2017	6.24	
8/3/2017	5.98 (D)	
1/22/2018	5.99 (D)	
6/27/2018	5.99	
10/3/2018	6.2	
1/31/2019	6.03	
6/26/2019	6.18	
9/11/2019	6.34	
1/14/2020	6.04	
3/17/2020	6.15	
9/11/2020	6.01	
3/16/2021	5.89	
8/25/2021	6.01	
3/10/2022		6.02
8/16/2022		6.19
2/22/2023		6.03
8/16/2023		6.27

Mann-Whitney (Wilcoxon Rank Sum)

Constituent: pH, Field (S.U.) Analysis Run 8/13/2024 10:32 AM View: Appendix III - Mann-Whitney
Plant Wansley Client: Southern Company Data: Wansley Landfill

	GWC-32	GWC-32
1/25/2016	6.13	
3/23/2016	6.22	
5/23/2016	5.99	
7/22/2016	7.552699 (O)	
9/16/2016	6.260319	
11/15/2016	6.22	
1/25/2017	6.17	
5/1/2017	6.18	
8/3/2017	6.32 (D)	
1/22/2018	6.19 (D)	
6/26/2018	5.97	
10/2/2018	6.06	
1/30/2019	6.12	
6/27/2019	6.11	
9/12/2019	6.08	
1/14/2020	6.11	
3/18/2020	6.13	
9/15/2020	5.88	
3/17/2021	6.14	
8/24/2021	6.12	
3/9/2022		6.11
8/10/2022		5.94
2/15/2023		5.98
8/15/2023		6.05

Mann-Whitney (Wilcoxon Rank Sum)

Constituent: pH, Field (S.U.) Analysis Run 8/13/2024 10:32 AM View: Appendix III - Mann-Whitney

Plant Wansley Client: Southern Company Data: Wansley Landfill

	GWC-33	GWC-33
1/25/2016	6.23	
3/23/2016	6.7	
5/24/2016	6.26	
7/22/2016	6.956045	
9/16/2016	6.411956	
11/16/2016	6.15	
1/25/2017	6.09	
3/22/2017	6.18	
5/1/2017	6.45	
8/3/2017	6.52 (D)	
1/22/2018	6.22 (D)	
6/26/2018	6.15	
10/2/2018	6.47	
1/30/2019	6.41	
6/26/2019	6.3	
9/12/2019	6.5	
3/12/2020	6.37	
9/16/2020	5.71	
3/18/2021	6.41	
8/24/2021	6.32	
3/9/2022		5.85
8/15/2022		6.16
2/20/2023		6.21
8/15/2023		6.23

Mann-Whitney (Wilcoxon Rank Sum)

Constituent: pH, Field (S.U.) Analysis Run 8/13/2024 10:32 AM View: Appendix III - Mann-Whitney
Plant Wansley Client: Southern Company Data: Wansley Landfill

	GWC-34	GWC-34
1/21/2016	5.51	
3/24/2016	6.66 (o)	
5/23/2016	5.92	
7/21/2016	6.008569	
9/15/2016	5.982305	
11/15/2016	6.03	
1/25/2017	5.92	
3/22/2017	5.66	
5/1/2017	5.88	
8/3/2017	5.98 (D)	
1/23/2018	6.11 (D)	
6/20/2018	5.97	
10/2/2018	5.86	
1/28/2019	6.08	
6/26/2019	5.8	
9/11/2019	5.92	
3/11/2020	5.93	
9/11/2020	5.68	
3/16/2021	5.78	
8/24/2021	5.93	
3/2/2022		5.91
8/10/2022		5.78
2/20/2023		5.96
8/16/2023		5.78

Mann-Whitney (Wilcoxon Rank Sum)

Constituent: pH, Field (S.U.) Analysis Run 8/13/2024 10:33 AM View: Appendix III - Mann-Whitney
Plant Wansley Client: Southern Company Data: Wansley Landfill

	GWC-35	GWC-35
1/21/2016	5.19	
3/24/2016	6.32 (o)	
5/25/2016	5.58	
7/21/2016	5.701591	
9/15/2016	5.629095	
11/15/2016	5.66	
1/26/2017	5.61	
3/22/2017	5.42	
5/2/2017	5.72	
8/3/2017	5.65 (D)	
1/23/2018	5.64 (D)	
6/19/2018	5.59	
10/1/2018	5.55	
1/21/2019	5.53	
6/26/2019	5.55	
9/12/2019	5.68	
3/11/2020	5.62	
9/11/2020	5.4	
3/16/2021	5.44	
8/18/2021	5.53	
3/2/2022		5.73
8/15/2022		5.55
2/20/2023		5.51
8/16/2023		5.42

Mann-Whitney (Wilcoxon Rank Sum)

Constituent: pH, Field (S.U.) Analysis Run 8/13/2024 10:33 AM View: Appendix III - Mann-Whitney
Plant Wansley Client: Southern Company Data: Wansley Landfill

	GWC-5	GWC-5
1/20/2016	6.15	
3/28/2016	7.05	
5/23/2016	6.47	
7/21/2016	6.424029	
9/15/2016	7.042684	
11/15/2016	6.29	
1/26/2017	6.29	
5/2/2017	6.98	
8/3/2017	6.18 (D)	
1/23/2018	6.44 (D)	
6/25/2018	6.42	
10/3/2018	6.33	
1/30/2019	6.94	
6/26/2019	6.42	
9/12/2019	6.34	
3/16/2020	6.35	
9/9/2020	6.4	
3/17/2021	6.22	
8/19/2021	6.42	
3/2/2022		6.31
8/11/2022		6.31
2/20/2023		6.28
8/14/2023		6.28

Mann-Whitney (Wilcoxon Rank Sum)

Constituent: pH, Field (S.U.) Analysis Run 8/13/2024 10:33 AM View: Appendix III - Mann-Whitney
Plant Wansley Client: Southern Company Data: Wansley Landfill

	GWC-6	GWC-6
1/20/2016	5.97	
3/28/2016	6.5	
5/24/2016	6	
7/21/2016	6.08222	
9/15/2016	6.383623	
11/16/2016	5.99	
1/26/2017	6.12	
5/2/2017	5.86	
8/3/2017	5.92 (D)	
1/23/2018	6.08 (D)	
6/25/2018	5.86	
9/25/2018	5.87	
1/30/2019	5.99	
6/26/2019	5.82	
9/12/2019	6	
3/16/2020	5.86	
9/11/2020	5.71	
3/17/2021	6.1	
8/18/2021	5.9	
3/2/2022		5.89
8/11/2022		5.97
2/20/2023		5.94
8/14/2023		5.93

Mann-Whitney (Wilcoxon Rank Sum)

Constituent: pH, Field (S.U.) Analysis Run 8/13/2024 10:33 AM View: Appendix III - Mann-Whitney
Plant Wansley Client: Southern Company Data: Wansley Landfill

	GWC-7	GWC-7
1/20/2016	6.23	
3/29/2016	6.42	
5/24/2016	6.38	
7/22/2016	6.438562	
9/15/2016	6.347438	
11/16/2016	6.35	
1/26/2017	6.45	
5/2/2017	6.32	
8/4/2017	6.35 (D)	
1/23/2018	6.55 (D)	
6/25/2018	6.26	
10/2/2018	6.31	
1/21/2019	6.33	
6/25/2019	6.23	
9/10/2019	6.3	
3/12/2020	6.45	
9/14/2020	6.14	
3/16/2021	6.5	
8/19/2021	6.38	
3/2/2022		6.4
8/11/2022		6.44
2/21/2023		6.5
8/9/2023		6.43

Mann-Whitney (Wilcoxon Rank Sum)

Constituent: pH, Field (S.U.) Analysis Run 8/13/2024 10:33 AM View: Appendix III - Mann-Whitney
Plant Wansley Client: Southern Company Data: Wansley Landfill

	GWC-8	GWC-8
1/26/2016	5.99	
3/29/2016	6.45	
5/24/2016	6.17	
7/26/2016	6.291124	
9/19/2016	6.550086	
11/16/2016	5.96	
1/26/2017	6.14	
3/23/2017	5.95	
5/2/2017	6.11	
8/7/2017	6.02 (D)	
1/24/2018	5.91 (D)	
6/21/2018	5.9	
9/26/2018	5.9	
1/22/2019	5.95	
6/25/2019	5.85	
9/10/2019	5.9	
1/13/2020	5.89	
3/12/2020	5.86	
9/14/2020	5.64	
3/16/2021	5.99	
8/20/2021	5.91	
3/2/2022		5.89
8/11/2022		5.9
2/15/2023		6.03
8/9/2023		5.88

Mann-Whitney (Wilcoxon Rank Sum)

Constituent: pH, Field (S.U.) Analysis Run 8/13/2024 10:33 AM View: Appendix III - Mann-Whitney

Plant Wansley Client: Southern Company Data: Wansley Landfill

	GWC-9	GWC-9
3/29/2016	5.86	
5/24/2016	5.81	
7/25/2016	5.876175	
9/19/2016	6.323668	
1/31/2017	5.75	
3/23/2017	5.97	
5/2/2017	6.11	
8/7/2017	5.78 (D)	
1/24/2018	5.98 (D)	
6/21/2018	5.68	
9/26/2018	5.71	
1/22/2019	5.8	
6/25/2019	5.71	
9/16/2019	5.69	
3/16/2020	5.8	
9/11/2020	5.4	
3/16/2021	5.78	
8/25/2021	5.55	
3/9/2022		5.53
8/16/2022		5.53
10/12/2022		5.51 (R)
2/15/2023		5.56
8/9/2023		5.55

Mann-Whitney (Wilcoxon Rank Sum)

Constituent: Sulfate as SO4 (mg/L) Analysis Run 8/13/2024 10:33 AM View: Appendix III - Mann-Whitney

Plant Wansley Client: Southern Company Data: Wansley Landfill

	GWA-1	GWA-1
3/23/2016	<1	
5/20/2016	<1	
7/21/2016	<1	
9/15/2016	<1	
11/11/2016	<1	
1/19/2017	<1	
3/16/2017	<1	
4/28/2017	<1	
10/4/2017	<1	
1/19/2018	<1	
6/19/2018	<1	
9/25/2018	<1	
1/17/2019	0.5 (J)	
6/24/2019	<1	
9/9/2019	<1	
3/10/2020	1.7	
9/9/2020	<1	
3/15/2021	<1	
8/16/2021	<1	
2/28/2022		<1
8/9/2022		<1
2/14/2023		<1
8/9/2023		<1

ND substitution: RL or RL/2 if <15% NDs.

Mann-Whitney (Wilcoxon Rank Sum)

Constituent: Sulfate as SO4 (mg/L) Analysis Run 8/13/2024 10:33 AM View: Appendix III - Mann-Whitney

Plant Wansley Client: Southern Company Data: Wansley Landfill

	GWA-2	GWA-2
3/23/2016	1.001	
5/24/2016	0.576 (J)	
7/26/2016	0.91 (J)	
9/16/2016	0.87 (J)	
11/10/2016	0.79 (J)	
1/19/2017	0.87 (J)	
3/17/2017	1.8	
4/28/2017	1.7	
10/3/2017	1.9	
1/19/2018	1.8	
6/19/2018	1	
9/25/2018	0.78 (J)	
1/17/2019	2.5	
6/24/2019	0.91 (J)	
9/10/2019	0.9 (J)	
3/10/2020	2.5	
9/10/2020	1	
3/15/2021	1.5	
8/18/2021	0.9 (J)	
3/1/2022		2
8/9/2022		0.54 (J)
2/14/2023		2.5
8/9/2023		1.2

Mann-Whitney (Wilcoxon Rank Sum)

Constituent: Sulfate as SO4 (mg/L) Analysis Run 8/13/2024 10:33 AM View: Appendix III - Mann-Whitney

Plant Wansley Client: Southern Company Data: Wansley Landfill

	GWA-28	GWA-28
3/22/2016	1.1423	
5/23/2016	1.44	
7/25/2016	1.1	
9/15/2016	0.99 (J)	
11/9/2016	1.1	
1/17/2017	0.85 (J)	
3/16/2017	1.2	
4/27/2017	<1	
10/3/2017	1.4	
1/19/2018	1.1	
6/19/2018	0.94 (J)	
9/25/2018	1.3	
1/21/2019	1.6	
6/25/2019	2.2	
9/10/2019	1.3	
3/10/2020	3	
9/9/2020	1.4	
3/15/2021	0.95 (J)	
8/16/2021	1.1	
3/1/2022		1
8/9/2022		0.7 (J)
2/14/2023		1.2
8/9/2023		1.2

ND substitution: RL or RL/2 if <15% NDs.

Mann-Whitney (Wilcoxon Rank Sum)

Constituent: Sulfate as SO4 (mg/L) Analysis Run 8/13/2024 10:33 AM View: Appendix III - Mann-Whitney

Plant Wansley Client: Southern Company Data: Wansley Landfill

	GWA-29	GWA-29
3/22/2016	8.4662	
5/19/2016	10	
7/21/2016	13	
1/17/2017	7.6	
4/27/2017	8	
7/18/2017	6	
8/1/2017	7.7	
10/3/2017	7	
1/19/2018	5.7	
6/19/2018	7	
9/25/2018	9.1	
1/18/2019	6.4	
6/25/2019	26	
9/10/2019	9.2	
3/10/2020	6	
9/9/2020	6.5	
3/15/2021	6.8	
8/18/2021	6.7	
3/2/2022		6
8/9/2022		7.8
2/13/2023		4.3
8/8/2023		8.7

Mann-Whitney (Wilcoxon Rank Sum)

Constituent: Sulfate as SO4 (mg/L) Analysis Run 8/13/2024 10:33 AM View: Appendix III - Mann-Whitney

Plant Wansley Client: Southern Company Data: Wansley Landfill

	GWA-3	GWA-3
3/31/2016	202.982 (o)	
5/25/2016	95.7	
7/27/2016	110	
10/3/2017	150	
6/20/2018	100	
1/18/2019	34	
6/25/2019	<1	
9/11/2019	43	
3/10/2020	16	
9/9/2020	29	
3/15/2021	36	
8/18/2021	51	
3/1/2022		64
8/9/2022		48
2/14/2023		70
8/8/2023		36

ND substitution: RL or RL/2 if <15% NDs.

Mann-Whitney (Wilcoxon Rank Sum)

Constituent: Sulfate as SO4 (mg/L) Analysis Run 8/13/2024 10:33 AM View: Appendix III - Mann-Whitney

Plant Wansley Client: Southern Company Data: Wansley Landfill

	GWA-4	GWA-4
3/23/2016	9.0208	
5/19/2016	10	
7/21/2016	10	
9/14/2016	9.7	
11/10/2016	8.1	
1/17/2017	15	
3/16/2017	9.1	
4/27/2017	9.6	
10/3/2017	9.8	
1/22/2018	10	
6/19/2018	10	
9/25/2018	9.7	
1/17/2019	9.4	
6/24/2019	10	
9/10/2019	11	
3/10/2020	12	
9/9/2020	9.4	
3/15/2021	7.7	
8/18/2021	9.7	
3/1/2022		9.6
8/9/2022		10
2/14/2023		9.3
8/9/2023		10

Mann-Whitney (Wilcoxon Rank Sum)

Constituent: Sulfate as SO4 (mg/L) Analysis Run 8/13/2024 10:33 AM View: Appendix III - Mann-Whitney

Plant Wansley Client: Southern Company Data: Wansley Landfill

	GWC-10	GWC-10
3/30/2016	24.0688	
5/25/2016	20.1	
7/27/2016	28	
9/16/2016	29	
11/17/2016	40	
2/1/2017	40	
3/24/2017	28	
5/3/2017	38	
10/4/2017	45	
1/25/2018	33	
6/21/2018	21	
9/27/2018	28	
1/31/2019	20	
6/26/2019	13	
9/17/2019	12	
3/17/2020	16	
9/10/2020	17	
3/18/2021	11	
8/20/2021	10	
3/8/2022		13
8/16/2022		8.5
2/15/2023		8.5
8/10/2023		6.9

Mann-Whitney (Wilcoxon Rank Sum)

Constituent: Sulfate as SO4 (mg/L) Analysis Run 8/13/2024 10:33 AM View: Appendix III - Mann-Whitney

Plant Wansley Client: Southern Company Data: Wansley Landfill

	GWC-11	GWC-11
3/29/2016	<1	
5/25/2016	<1	
7/25/2016	<1	
9/19/2016	<1	
11/16/2016	<1	
1/31/2017	3.7 (o)	
3/23/2017	1.5	
5/2/2017	<1	
10/4/2017	<1	
1/24/2018	<1	
6/20/2018	<1	
9/27/2018	<1	
1/24/2019	0.77 (J)	
6/26/2019	0.47 (J)	
9/16/2019	<1	
3/16/2020	0.44 (J)	
9/10/2020	<1	
3/17/2021	<1	
8/23/2021	<1	
3/7/2022		<1
8/15/2022		<1
2/21/2023		0.43 (J)
8/14/2023		0.5 (J)

ND substitution: RL or RL/2 if <15% NDs.

Mann-Whitney (Wilcoxon Rank Sum)

Constituent: Sulfate as SO4 (mg/L) Analysis Run 8/13/2024 10:33 AM View: Appendix III - Mann-Whitney

Plant Wansley Client: Southern Company Data: Wansley Landfill

	GWC-12	GWC-12
3/29/2016	19.1889	
5/25/2016	19.8	
7/22/2016	20	
9/15/2016	20	
11/16/2016	19	
1/31/2017	23	
3/23/2017	23	
5/3/2017	22	
10/4/2017	22	
1/24/2018	22	
6/26/2018	23	
9/28/2018	24	
1/25/2019	25	
6/26/2019	25	
9/11/2019	26	
3/18/2020	25	
9/10/2020	26	
3/16/2021	29	
8/19/2021	33	
3/7/2022		40
8/16/2022		36
2/15/2023		32
8/14/2023		30

Mann-Whitney (Wilcoxon Rank Sum)

Constituent: Sulfate as SO4 (mg/L) Analysis Run 8/13/2024 10:33 AM View: Appendix III - Mann-Whitney

Plant Wansley Client: Southern Company Data: Wansley Landfill

	GWC-13	GWC-13
3/29/2016	2.8316	
5/25/2016	2.62	
7/26/2016	2.7	
9/15/2016	2.6	
11/17/2016	2.2	
1/31/2017	2.6	
3/23/2017	2.6	
5/3/2017	2.6	
10/5/2017	2.5	
1/25/2018	2.5	
6/20/2018	2.5	
10/2/2018	2.7	
1/22/2019	2.8	
6/25/2019	3	
9/12/2019	2.2	
3/12/2020	4.5	
9/10/2020	2.3	
3/17/2021	2.5	
8/23/2021	2	
3/8/2022		3.3
8/15/2022		1.8
2/21/2023		1.8
8/16/2023		2

Mann-Whitney (Wilcoxon Rank Sum)

Constituent: Sulfate as SO4 (mg/L) Analysis Run 8/13/2024 10:33 AM View: Appendix III - Mann-Whitney

Plant Wansley Client: Southern Company Data: Wansley Landfill

	GWC-14	GWC-14
3/30/2016	7.2023	
5/25/2016	10.5	
7/26/2016	38	
9/15/2016	13	
11/17/2016	18	
2/1/2017	8.2	
3/23/2017	10	
5/3/2017	10	
10/4/2017	22	
1/25/2018	9.9	
6/20/2018	18	
10/1/2018	11	
1/22/2019	13	
6/25/2019	13	
9/12/2019	22	
3/17/2020	12	
9/10/2020	17	
3/17/2021	16	
8/23/2021	8.6	
3/7/2022		16
8/16/2022		18
2/17/2023		5.7
8/14/2023		2.7

Mann-Whitney (Wilcoxon Rank Sum)

Constituent: Sulfate as SO4 (mg/L) Analysis Run 8/13/2024 10:33 AM View: Appendix III - Mann-Whitney

Plant Wansley Client: Southern Company Data: Wansley Landfill

	GWC-15	GWC-15
3/30/2016	1.7296	
5/25/2016	1.52	
7/26/2016	1.2	
9/20/2016	0.85 (J)	
11/17/2016	0.83 (J)	
2/1/2017	1.9	
3/23/2017	1.6	
5/3/2017	1.3	
10/4/2017	1.4	
1/25/2018	1.4	
6/20/2018	2.1	
10/1/2018	1.4	
1/22/2019	2	
6/25/2019	2	
9/17/2019	1.4	
3/16/2020	2.3	
9/10/2020	1.2	
3/18/2021	1.7	
8/24/2021	2	
3/7/2022		3.1
8/16/2022		1.1
2/21/2023		1.1
8/14/2023		1.3

Mann-Whitney (Wilcoxon Rank Sum)

Constituent: Sulfate as SO4 (mg/L) Analysis Run 8/13/2024 10:33 AM View: Appendix III - Mann-Whitney

Plant Wansley Client: Southern Company Data: Wansley Landfill

	GWC-16	GWC-16
3/30/2016	0.5433 (J)	
5/25/2016	0.4393 (J)	
7/27/2016	<1	
9/16/2016	<1	
11/17/2016	<1	
2/1/2017	<1	
3/24/2017	<1	
5/3/2017	<1	
10/5/2017	<1	
1/25/2018	<1	
6/20/2018	<1	
10/1/2018	<1	
1/25/2019	0.66 (J)	
6/25/2019	0.84 (J)	
9/11/2019	0.6 (J)	
3/17/2020	0.84 (J)	
9/11/2020	0.4 (J)	
3/17/2021	<1	
8/20/2021	1	
3/8/2022		1.1
8/16/2022		<1
2/20/2023		<1
8/14/2023		0.43 (J)

ND substitution: RL or RL/2 if <15% NDs.

Mann-Whitney (Wilcoxon Rank Sum)

Constituent: Sulfate as SO4 (mg/L) Analysis Run 8/13/2024 10:33 AM View: Appendix III - Mann-Whitney

Plant Wansley Client: Southern Company Data: Wansley Landfill

	GWC-17	GWC-17
3/30/2016	0.8313 (J)	
5/25/2016	0.195 (J)	
7/27/2016	0.7 (J)	
9/19/2016	<1	
11/17/2016	0.75 (J)	
2/1/2017	<1	
3/24/2017	<1	
5/3/2017	<1	
10/4/2017	<1	
1/25/2018	<1	
6/26/2018	<1	
10/2/2018	<1	
1/24/2019	0.88 (J)	
6/25/2019	1.1	
9/11/2019	0.99 (J)	
3/17/2020	1.2	
9/14/2020	0.92 (J)	
3/16/2021	<1	
8/20/2021	1.1	
3/8/2022		1
8/11/2022		<1
2/20/2023		0.5 (J)
8/10/2023		0.61 (J)

ND substitution: RL or RL/2 if <15% NDs.

Mann-Whitney (Wilcoxon Rank Sum)

Constituent: Sulfate as SO4 (mg/L) Analysis Run 8/13/2024 10:33 AM View: Appendix III - Mann-Whitney

Plant Wansley Client: Southern Company Data: Wansley Landfill

	GWC-18	GWC-18
3/30/2016	0.6239 (J)	
5/26/2016	0.598 (J)	
7/25/2016	<1	
9/19/2016	<1	
11/17/2016	<1	
2/1/2017	<1	
3/24/2017	<1	
5/3/2017	<1	
10/5/2017	<1	
1/25/2018	<1	
6/21/2018	<1	
9/28/2018	<1	
1/28/2019	0.69 (J)	
6/27/2019	0.85 (J)	
9/11/2019	0.7 (J)	
3/17/2020	1	
9/14/2020	0.7 (J)	
3/16/2021	<1	
8/24/2021	0.89 (J)	
3/8/2022		1.1
8/11/2022		<1
2/20/2023		0.41 (J)
8/9/2023		0.64 (J)

ND substitution: RL or RL/2 if <15% NDs.

Mann-Whitney (Wilcoxon Rank Sum)

Constituent: Sulfate as SO4 (mg/L) Analysis Run 8/13/2024 10:33 AM View: Appendix III - Mann-Whitney

Plant Wansley Client: Southern Company Data: Wansley Landfill

	GWC-19	GWC-19
3/30/2016	2.3237	
5/26/2016	0.574 (J)	
7/25/2016	<1	
9/19/2016	<1	
11/17/2016	<1	
2/2/2017	8.6 (o)	
3/24/2017	2.5	
5/3/2017	0.88 (J)	
10/5/2017	0.81 (J)	
1/25/2018	0.77 (J)	
6/21/2018	<1	
9/27/2018	<1	
1/28/2019	1.2	
6/26/2019	0.88 (J)	
9/12/2019	0.39 (J)	
3/18/2020	1.1	
9/15/2020	0.53 (J)	
3/17/2021	<1	
8/24/2021	2.5	
3/8/2022		0.94 (J)
8/11/2022		<1
2/21/2023		0.52 (J)
8/9/2023		0.48 (J)

ND substitution: RL or RL/2 if <15% NDs.

Mann-Whitney (Wilcoxon Rank Sum)

Constituent: Sulfate as SO4 (mg/L) Analysis Run 8/13/2024 10:33 AM View: Appendix III - Mann-Whitney

Plant Wansley Client: Southern Company Data: Wansley Landfill

	GWC-20	GWC-20
3/30/2016	1.0356	
5/26/2016	0.979 (J)	
7/25/2016	0.94 (J)	
9/20/2016	0.83 (J)	
11/17/2016	0.71 (J)	
2/2/2017	0.82 (J)	
3/28/2017	0.75 (J)	
5/4/2017	1.1	
10/6/2017	0.79 (J)	
1/26/2018	<1	
6/21/2018	1.3	
9/27/2018	1.2	
1/28/2019	0.9 (J)	
6/25/2019	0.99 (J)	
9/11/2019	1.1	
3/18/2020	0.72 (J)	
9/15/2020	0.83 (J)	
3/16/2021	<1	
8/24/2021	0.88 (J)	
3/7/2022		1.3
8/16/2022		0.58 (J)
2/22/2023		0.65 (J)
8/9/2023		0.78 (J)

ND substitution: RL or RL/2 if <15% NDs.

Mann-Whitney (Wilcoxon Rank Sum)

Constituent: Sulfate as SO4 (mg/L) Analysis Run 8/13/2024 10:33 AM View: Appendix III - Mann-Whitney

Plant Wansley Client: Southern Company Data: Wansley Landfill

	GWC-21	GWC-21
3/30/2016	0.3269 (J)	
5/26/2016	<1	
7/26/2016	<1	
9/20/2016	<1	
11/17/2016	<1	
2/2/2017	<1	
3/28/2017	<1	
5/4/2017	<1	
10/6/2017	<1	
1/26/2018	<1	
6/20/2018	<1	
9/27/2018	<1	
1/24/2019	<1	
6/25/2019	<1	
9/11/2019	0.42 (J)	
3/18/2020	<1	
9/15/2020	<1	
3/16/2021	<1	
8/19/2021	<1	
3/7/2022		1.1
8/16/2022		<1
2/21/2023		<1
8/9/2023		<1

ND substitution: RL or RL/2 if <15% NDs.

Mann-Whitney (Wilcoxon Rank Sum)

Constituent: Sulfate as SO4 (mg/L) Analysis Run 8/13/2024 10:33 AM View: Appendix III - Mann-Whitney

Plant Wansley Client: Southern Company Data: Wansley Landfill

	GWC-22	GWC-22
3/31/2016	0.3648 (J)	
5/26/2016	0.562 (J)	
7/26/2016	<1	
9/20/2016	<1	
11/17/2016	<1	
2/3/2017	<1	
3/28/2017	<1	
5/3/2017	<1	
10/5/2017	<1	
1/25/2018	<1	
6/20/2018	<1	
10/1/2018	<1	
1/24/2019	0.81 (J)	
6/25/2019	0.76 (J)	
9/10/2019	<1	
3/18/2020	0.65 (J)	
9/10/2020	0.54 (J)	
3/15/2021	<1	
8/19/2021	1.2	
3/8/2022		<1
8/17/2022		<1
2/14/2023		0.54 (J)
8/14/2023		0.53 (J)

ND substitution: RL or RL/2 if <15% NDs.

Mann-Whitney (Wilcoxon Rank Sum)

Constituent: Sulfate as SO4 (mg/L) Analysis Run 8/13/2024 10:33 AM View: Appendix III - Mann-Whitney

Plant Wansley Client: Southern Company Data: Wansley Landfill

	GWC-23	GWC-23
3/29/2016	0.5302 (J)	
5/25/2016	0.3659 (J)	
7/27/2016	<1	
9/20/2016	<1	
11/18/2016	<1	
2/3/2017	<1	
3/28/2017	<1	
5/4/2017	<1	
10/5/2017	<1	
1/25/2018	<1	
6/20/2018	<1	
10/1/2018	<1	
1/25/2019	0.38 (J)	
6/26/2019	0.64 (J)	
9/12/2019	0.54 (J)	
3/18/2020	<1	
9/10/2020	<1	
3/18/2021	<1	
8/23/2021	<1	
3/9/2022		0.76 (J)
8/16/2022		<1
2/21/2023		<1
8/15/2023		0.44 (J)

ND substitution: RL or RL/2 if <15% NDs.

Mann-Whitney (Wilcoxon Rank Sum)

Constituent: Sulfate as SO4 (mg/L) Analysis Run 8/13/2024 10:33 AM View: Appendix III - Mann-Whitney

Plant Wansley Client: Southern Company Data: Wansley Landfill

	GWC-24	GWC-24
3/30/2016	1.0189	
5/25/2016	0.6811 (J)	
7/27/2016	<1	
9/16/2016	<1	
11/18/2016	<1	
2/3/2017	<1	
3/29/2017	<1	
5/4/2017	<1	
10/5/2017	<1	
1/25/2018	<1	
6/27/2018	<1	
9/28/2018	<1	
1/31/2019	<1	
6/26/2019	0.71 (J)	
9/11/2019	0.59 (J)	
3/12/2020	2.3	
9/15/2020	0.53 (J)	
3/18/2021	<1	
8/19/2021	0.77 (J)	
3/10/2022		0.83 (J)
8/18/2022		<1
2/16/2023		0.4 (J)
8/16/2023		0.6 (J)

ND substitution: RL or RL/2 if <15% NDs.

Mann-Whitney (Wilcoxon Rank Sum)

Constituent: Sulfate as SO4 (mg/L) Analysis Run 8/13/2024 10:33 AM View: Appendix III - Mann-Whitney

Plant Wansley Client: Southern Company Data: Wansley Landfill

	GWC-25	GWC-25
3/28/2016	8.3151	
5/26/2016	4.31	
7/27/2016	6.1	
9/19/2016	11	
11/15/2016	18	
1/24/2017	26 (o)	
3/23/2017	23 (o)	
5/2/2017	27 (o)	
10/5/2017	16	
1/25/2018	15	
6/27/2018	12	
9/26/2018	12	
1/24/2019	1.4	
6/25/2019	1.6	
9/11/2019	5.7	
3/12/2020	9.7	
9/14/2020	3.8	
3/17/2021	7.2	
8/19/2021	7.2	
3/8/2022		5.4
8/10/2022		5.2
2/21/2023		7.4
8/15/2023		5.7

Mann-Whitney (Wilcoxon Rank Sum)

Constituent: Sulfate as SO4 (mg/L) Analysis Run 8/13/2024 10:33 AM View: Appendix III - Mann-Whitney

Plant Wansley Client: Southern Company Data: Wansley Landfill

	GWC-26	GWC-26
3/24/2016	0.4337 (J)	
5/25/2016	0.3421 (J)	
7/26/2016	<1	
9/19/2016	<1	
11/14/2016	<1	
1/19/2017	<1	
3/16/2017	<1	
5/1/2017	<1	
10/4/2017	<1	
1/22/2018	<1	
6/27/2018	<1	
9/27/2018	<1	
1/24/2019	0.57 (J)	
6/25/2019	0.78 (J)	
9/12/2019	<1	
3/13/2020	1.8	
9/15/2020	0.45 (J)	
3/17/2021	<1	
8/19/2021	0.82 (J)	
3/9/2022		<1
8/10/2022		<1
2/21/2023		<1
8/16/2023		0.47 (J)

ND substitution: RL or RL/2 if <15% NDs.

Mann-Whitney (Wilcoxon Rank Sum)

Constituent: Sulfate as SO4 (mg/L) Analysis Run 8/13/2024 10:33 AM View: Appendix III - Mann-Whitney

Plant Wansley Client: Southern Company Data: Wansley Landfill

	GWC-27	GWC-27
3/23/2016	1.3897	
5/24/2016	0.598 (J)	
7/26/2016	3	
9/19/2016	1.6	
11/11/2016	3	
1/20/2017	2.2	
3/16/2017	0.95 (J)	
4/28/2017	2.1	
10/3/2017	<1	
1/19/2018	1.4	
6/27/2018	1.7	
9/27/2018	2.5	
1/24/2019	0.39 (J)	
6/26/2019	3.2	
9/12/2019	0.82 (J)	
3/12/2020	2	
9/9/2020	2.4	
3/18/2021	2.3	
8/23/2021	0.78 (J)	
3/8/2022		1.6
8/10/2022		1.7
2/20/2023		0.47 (J)
8/15/2023		1.7

ND substitution: RL or RL/2 if <15% NDs.

Mann-Whitney (Wilcoxon Rank Sum)

Constituent: Sulfate as SO4 (mg/L) Analysis Run 8/13/2024 10:33 AM View: Appendix III - Mann-Whitney

Plant Wansley Client: Southern Company Data: Wansley Landfill

	GWC-30	GWC-30
3/23/2016	1.3729	
5/20/2016	1.31	
7/21/2016	1.3	
9/20/2016	1.3	
11/14/2016	1.1	
1/24/2017	1.3	
3/17/2017	1.3	
5/1/2017	1.2	
10/4/2017	1.2	
1/24/2018	1	
6/21/2018	1	
10/3/2018	1.2	
1/30/2019	1.2	
6/27/2019	1.7	
9/10/2019	1.3	
3/11/2020	3.3	
9/10/2020	1	
3/18/2021	1.1	
8/23/2021	1.2	
3/2/2022		1.4
8/10/2022		0.79 (J)
2/14/2023		1
8/16/2023		1.1

Mann-Whitney (Wilcoxon Rank Sum)

Constituent: Sulfate as SO4 (mg/L) Analysis Run 8/13/2024 10:33 AM View: Appendix III - Mann-Whitney

Plant Wansley Client: Southern Company Data: Wansley Landfill

	GWC-31	GWC-31
3/30/2016	15.0114	
5/25/2016	19.1	
1/25/2017	13	
7/19/2017	15	
10/6/2017	19	
1/23/2018	15	
6/27/2018	14	
10/3/2018	18	
1/31/2019	10	
6/26/2019	9.9	
3/17/2020	7.3	
9/11/2020	15	
3/16/2021	11	
8/25/2021	12	
3/10/2022		8.9
8/16/2022		11
2/22/2023		9.8
8/16/2023		9.6

Mann-Whitney (Wilcoxon Rank Sum)

Constituent: Sulfate as SO4 (mg/L) Analysis Run 8/13/2024 10:33 AM View: Appendix III - Mann-Whitney

Plant Wansley Client: Southern Company Data: Wansley Landfill

	GWC-32	GWC-32
3/23/2016	12.8473	
5/24/2016	13.5	
7/22/2016	12	
9/16/2016	12	
11/15/2016	13	
1/26/2017	9.2	
3/24/2017	9.2	
5/2/2017	9	
10/6/2017	8.8	
1/23/2018	9.4	
6/26/2018	12	
10/2/2018	9.7	
1/30/2019	11	
6/27/2019	9.9	
9/12/2019	9.7	
3/18/2020	8.8	
9/15/2020	9.9	
3/17/2021	9.1	
8/24/2021	10	
3/9/2022		7.6
8/10/2022		8.7
2/15/2023		8.3
8/15/2023		9.1

Mann-Whitney (Wilcoxon Rank Sum)

Constituent: Sulfate as SO4 (mg/L) Analysis Run 8/13/2024 10:33 AM View: Appendix III - Mann-Whitney

Plant Wansley Client: Southern Company Data: Wansley Landfill

	GWC-33	GWC-33
3/23/2016	19.6956	
11/17/2016	22	
1/25/2017	50 (o)	
3/23/2017	28	
5/1/2017	25	
7/19/2017	22	
8/4/2017	25	
8/24/2017	19	
10/5/2017	18	
1/23/2018	14	
6/26/2018	9.2	
10/2/2018	11	
1/30/2019	14	
6/26/2019	10	
9/12/2019	12	
3/12/2020	11	
9/16/2020	7	
3/18/2021	9.1	
8/24/2021	8.1	
3/9/2022		7.4
8/15/2022		7.7
2/20/2023		7.5
8/15/2023		7.6

Mann-Whitney (Wilcoxon Rank Sum)

Constituent: Sulfate as SO4 (mg/L) Analysis Run 8/13/2024 10:33 AM View: Appendix III - Mann-Whitney

Plant Wansley Client: Southern Company Data: Wansley Landfill

	GWC-34	GWC-34
3/24/2016	1.8782	
5/23/2016	1.44	
7/21/2016	1.6	
9/15/2016	1.6	
11/15/2016	1.3	
1/25/2017	1.5	
3/22/2017	1.5	
5/1/2017	1.4	
10/3/2017	1.4	
1/23/2018	1.2	
6/20/2018	1.7	
10/2/2018	1.4	
1/28/2019	1.6	
6/26/2019	1.9	
9/11/2019	1.6	
3/11/2020	3.8	
9/11/2020	1.2	
3/16/2021	1.3	
8/24/2021	1.4	
3/2/2022		1.6
8/10/2022		0.89 (J)
2/20/2023		1
8/16/2023		1.2

Mann-Whitney (Wilcoxon Rank Sum)

Constituent: Sulfate as SO4 (mg/L) Analysis Run 8/13/2024 10:33 AM View: Appendix III - Mann-Whitney

Plant Wansley Client: Southern Company Data: Wansley Landfill

	GWC-35	GWC-35
3/24/2016	2.7482	
5/23/2016	2.76	
7/21/2016	2.8	
9/15/2016	2.4	
11/15/2016	2.3	
1/26/2017	2.7	
3/22/2017	2.4	
5/2/2017	2.5	
10/3/2017	2.5	
1/23/2018	2.4	
6/19/2018	2.7	
10/1/2018	2.8	
1/21/2019	2.7	
6/26/2019	2.8	
9/12/2019	2.3	
3/11/2020	4.7	
9/11/2020	2	
3/16/2021	2.2	
8/18/2021	2.7	
3/2/2022		3.2
8/15/2022		2.4
2/20/2023		2.2
8/16/2023		3.5

Mann-Whitney (Wilcoxon Rank Sum)

Constituent: Sulfate as SO4 (mg/L) Analysis Run 8/13/2024 10:33 AM View: Appendix III - Mann-Whitney
Plant Wansley Client: Southern Company Data: Wansley Landfill

	GWC-5	GWC-5
3/28/2016	19.9405	
5/23/2016	21	
7/21/2016	17	
9/15/2016	16	
11/15/2016	15	
1/26/2017	13	
3/22/2017	13	
5/2/2017	25	
10/3/2017	21	
1/23/2018	26	
6/25/2018	30	
10/3/2018	29	
1/30/2019	31	
6/26/2019	31	
9/12/2019	34	
3/16/2020	29	
9/9/2020	27	
3/17/2021	26	
8/19/2021	29	
3/2/2022		28
8/11/2022		26
2/20/2023		25
8/14/2023		25

Mann-Whitney (Wilcoxon Rank Sum)

Constituent: Sulfate as SO4 (mg/L) Analysis Run 8/13/2024 10:33 AM View: Appendix III - Mann-Whitney

Plant Wansley Client: Southern Company Data: Wansley Landfill

	GWC-6	GWC-6
3/28/2016	11.0351	
5/24/2016	12.8	
7/21/2016	16	
9/15/2016	15	
11/16/2016	15	
1/26/2017	16	
3/22/2017	13	
5/2/2017	10	
10/3/2017	11	
1/23/2018	10	
6/25/2018	11	
9/25/2018	14	
1/30/2019	9.7	
6/26/2019	9.3	
9/12/2019	14	
3/16/2020	30	
9/11/2020	12	
3/17/2021	12	
8/18/2021	13	
3/2/2022		13
8/11/2022		14
2/20/2023		9.8
8/14/2023		11

Mann-Whitney (Wilcoxon Rank Sum)

Constituent: Sulfate as SO4 (mg/L) Analysis Run 8/13/2024 10:33 AM View: Appendix III - Mann-Whitney
Plant Wansley Client: Southern Company Data: Wansley Landfill

	GWC-7	GWC-7
3/29/2016	22.385 (JO)	
5/24/2016	85.8	
7/22/2016	86	
9/15/2016	84	
11/16/2016	89	
1/26/2017	85	
3/22/2017	81	
5/2/2017	76	
10/3/2017	74	
1/23/2018	57	
6/25/2018	62	
10/2/2018	60	
1/21/2019	64	
6/25/2019	59	
9/10/2019	52	
3/12/2020	52	
9/14/2020	45	
3/16/2021	45	
8/19/2021	45	
3/2/2022		41
8/11/2022		38
2/21/2023		40
8/9/2023		36

Mann-Whitney (Wilcoxon Rank Sum)

Constituent: Sulfate as SO4 (mg/L) Analysis Run 8/13/2024 10:33 AM View: Appendix III - Mann-Whitney

Plant Wansley Client: Southern Company Data: Wansley Landfill

	GWC-8	GWC-8
3/29/2016	15.2958	
5/24/2016	18.5	
7/26/2016	19	
9/19/2016	31	
11/16/2016	36	
1/26/2017	49 (o)	
3/23/2017	21	
5/3/2017	17	
10/5/2017	16	
1/24/2018	10	
6/21/2018	11	
9/26/2018	20	
1/22/2019	12	
6/25/2019	14	
9/10/2019	14	
3/12/2020	18	
9/14/2020	15	
3/16/2021	17	
8/20/2021	17	
3/2/2022		14
8/11/2022		19
2/15/2023		14
8/9/2023		19

Mann-Whitney (Wilcoxon Rank Sum)

Constituent: Sulfate as SO4 (mg/L) Analysis Run 8/13/2024 10:33 AM View: Appendix III - Mann-Whitney

Plant Wansley Client: Southern Company Data: Wansley Landfill

	GWC-9	GWC-9
3/29/2016	14.6203	
5/24/2016	14.7	
7/25/2016	20	
9/19/2016	22	
11/16/2016	22	
1/31/2017	44	
3/23/2017	29	
5/2/2017	18	
10/3/2017	17	
1/24/2018	14	
6/21/2018	13	
9/26/2018	17	
1/22/2019	12	
6/25/2019	11	
9/16/2019	16	
3/16/2020	11	
9/11/2020	16	
3/16/2021	9.2	
8/25/2021	14	
3/9/2022		6.6
8/16/2022		27
2/15/2023		9.4
8/9/2023		25

Mann-Whitney (Wilcoxon Rank Sum)

Constituent: Total Dissolved Solids [TDS] (mg/L) Analysis Run 8/13/2024 10:33 AM View: Appendix III - Mann-Whitney

Plant Wansley Client: Southern Company Data: Wansley Landfill

	GWA-1	GWA-1
3/23/2016	<10	
5/20/2016	<10	
7/21/2016	14	
9/15/2016	12	
11/11/2016	4 (J)	
1/19/2017	<10	
3/16/2017	14	
4/28/2017	<10	
10/4/2017	34	
1/19/2018	<10	
6/19/2018	16	
9/25/2018	24	
1/17/2019	20	
6/24/2019	21	
9/9/2019	16	
3/10/2020	12	
9/9/2020	12	
3/15/2021	<10	
8/16/2021	15	
2/28/2022		25
8/9/2022		21
2/14/2023		17
8/9/2023		<10

ND substitution: RL or RL/2 if <15% NDs.

Mann-Whitney (Wilcoxon Rank Sum)

Constituent: Total Dissolved Solids [TDS] (mg/L) Analysis Run 8/13/2024 10:33 AM View: Appendix III - Mann-Whitney

Plant Wansley Client: Southern Company Data: Wansley Landfill

	GWA-2	GWA-2
3/23/2016	41	
5/24/2016	51	
7/26/2016	8	
9/16/2016	40	
11/10/2016	58	
1/19/2017	28	
3/17/2017	<5	
4/28/2017	<5	
10/3/2017	36	
1/19/2018	10	
6/19/2018	<5	
9/25/2018	32	
1/17/2019	46	
6/24/2019	72	
9/10/2019	52	
3/10/2020	43	
9/10/2020	40	
3/15/2021	39	
8/18/2021	50	
3/1/2022		26
8/9/2022		52
2/14/2023		43
8/9/2023		47

ND substitution: RL or RL/2 if <15% NDs.

Mann-Whitney (Wilcoxon Rank Sum)

Constituent: Total Dissolved Solids [TDS] (mg/L) Analysis Run 8/13/2024 10:33 AM View: Appendix III - Mann-Whitney

Plant Wansley Client: Southern Company Data: Wansley Landfill

	GWA-28	GWA-28
3/22/2016	69	
5/23/2016	92	
7/25/2016	38	
9/15/2016	64	
11/9/2016	80	
1/17/2017	54	
3/16/2017	40	
4/27/2017	84	
10/3/2017	70	
1/19/2018	36	
6/19/2018	70	
9/25/2018	36	
1/21/2019	58	
6/25/2019	88	
9/10/2019	86	
3/10/2020	40	
9/9/2020	43	
3/15/2021	54	
8/16/2021	50	
3/1/2022		72
8/9/2022		85
2/14/2023		90
8/9/2023		76

Mann-Whitney (Wilcoxon Rank Sum)

Constituent: Total Dissolved Solids [TDS] (mg/L) Analysis Run 8/13/2024 10:33 AM View: Appendix III - Mann-Whitney

Plant Wansley Client: Southern Company Data: Wansley Landfill

	GWA-29	GWA-29
3/22/2016	92	
5/19/2016	99	
7/21/2016	100	
1/17/2017	66	
4/27/2017	92	
7/18/2017	84 (J)	
8/1/2017	60 (J)	
10/3/2017	46	
1/19/2018	4 (J)	
6/19/2018	66	
9/25/2018	80	
1/18/2019	81	
6/25/2019	97	
9/10/2019	120	
3/10/2020	50	
9/9/2020	58	
3/15/2021	77	
8/18/2021	76	
3/2/2022		85
8/9/2022		93
2/13/2023		88
8/8/2023		97

Mann-Whitney (Wilcoxon Rank Sum)

Constituent: Total Dissolved Solids [TDS] (mg/L) Analysis Run 8/13/2024 10:33 AM View: Appendix III - Mann-Whitney

Plant Wansley Client: Southern Company Data: Wansley Landfill

	GWA-3	GWA-3
3/31/2016	401	
5/25/2016	150	
7/27/2016	250	
10/3/2017	410	
6/20/2018	230	
1/18/2019	140	
6/25/2019	130	
9/11/2019	130	
3/10/2020	170	
9/9/2020	150	
3/15/2021	170	
8/18/2021	170	
3/1/2022		180
8/9/2022		180
2/14/2023		160
8/8/2023		220

Mann-Whitney (Wilcoxon Rank Sum)

Constituent: Total Dissolved Solids [TDS] (mg/L) Analysis Run 8/13/2024 10:33 AM View: Appendix III - Mann-Whitney

Plant Wansley Client: Southern Company Data: Wansley Landfill

	GWA-4	GWA-4
3/23/2016	139	
5/19/2016	175	
7/21/2016	170	
9/14/2016	150	
11/10/2016	180	
1/17/2017	130	
3/16/2017	180	
4/27/2017	160	
10/3/2017	140	
1/22/2018	140	
6/19/2018	160	
9/25/2018	130	
1/17/2019	160	
6/24/2019	170	
9/10/2019	190	
3/10/2020	190	
9/9/2020	170	
3/15/2021	120	
8/18/2021	150	
3/1/2022		140
8/9/2022		190
2/14/2023		150
8/9/2023		160

Mann-Whitney (Wilcoxon Rank Sum)

Constituent: Total Dissolved Solids [TDS] (mg/L) Analysis Run 8/13/2024 10:33 AM View: Appendix III - Mann-Whitney

Plant Wansley Client: Southern Company Data: Wansley Landfill

	GWC-10	GWC-10
3/30/2016	177	
5/25/2016	181	
7/27/2016	210	
9/16/2016	190	
11/17/2016	240	
2/1/2017	120	
3/24/2017	180	
5/3/2017	170	
10/4/2017	230	
1/25/2018	190	
6/21/2018	32	
9/27/2018	200	
1/31/2019	150	
6/26/2019	46	
9/17/2019	120	
3/17/2020	140	
9/10/2020	170	
3/18/2021	130	
8/20/2021	140	
3/8/2022		130
8/16/2022		150
2/15/2023		130
8/10/2023		120

Mann-Whitney (Wilcoxon Rank Sum)

Constituent: Total Dissolved Solids [TDS] (mg/L) Analysis Run 8/13/2024 10:33 AM View: Appendix III - Mann-Whitney

Plant Wansley Client: Southern Company Data: Wansley Landfill

	GWC-11	GWC-11
3/29/2016	163	
5/25/2016	197	
7/25/2016	220	
9/19/2016	240	
11/16/2016	200	
1/31/2017	110	
3/23/2017	140	
5/2/2017	180	
10/4/2017	210	
1/24/2018	130	
6/20/2018	140	
9/27/2018	130	
1/24/2019	<10	
6/26/2019	87	
9/16/2019	190	
3/16/2020	46	
9/10/2020	160	
3/17/2021	170	
8/23/2021	190	
3/7/2022		130
8/15/2022		170
2/21/2023		40
8/14/2023		130

ND substitution: RL or RL/2 if <15% NDs.

Mann-Whitney (Wilcoxon Rank Sum)

Constituent: Total Dissolved Solids [TDS] (mg/L) Analysis Run 8/13/2024 10:33 AM View: Appendix III - Mann-Whitney

Plant Wansley Client: Southern Company Data: Wansley Landfill

	GWC-12	GWC-12
3/29/2016	151	
5/25/2016	175	
7/22/2016	130	
9/15/2016	160	
11/16/2016	230	
1/31/2017	170	
3/23/2017	220	
5/3/2017	150	
10/4/2017	190	
1/24/2018	210	
6/26/2018	200	
9/28/2018	180	
1/25/2019	170	
6/26/2019	140	
9/11/2019	220	
3/18/2020	200	
9/10/2020	220	
3/16/2021	250	
8/19/2021	240	
3/7/2022		220
8/16/2022		250
2/15/2023		220
8/14/2023		250

Mann-Whitney (Wilcoxon Rank Sum)

Constituent: Total Dissolved Solids [TDS] (mg/L) Analysis Run 8/13/2024 10:33 AM View: Appendix III - Mann-Whitney

Plant Wansley Client: Southern Company Data: Wansley Landfill

	GWC-13	GWC-13
3/29/2016	48	
5/25/2016	61	
7/26/2016	40	
9/15/2016	54	
11/17/2016	64	
1/31/2017	36	
3/23/2017	76	
5/3/2017	32	
10/5/2017	42	
1/25/2018	48	
6/20/2018	12	
10/2/2018	72	
1/22/2019	42	
6/25/2019	56	
9/12/2019	73	
3/12/2020	56	
9/10/2020	44	
3/17/2021	42	
8/23/2021	56	
3/8/2022		38
8/15/2022		64
2/21/2023		58
8/16/2023		57

Mann-Whitney (Wilcoxon Rank Sum)

Constituent: Total Dissolved Solids [TDS] (mg/L) Analysis Run 8/13/2024 10:33 AM View: Appendix III - Mann-Whitney

Plant Wansley Client: Southern Company Data: Wansley Landfill

	GWC-14	GWC-14
3/30/2016	165	
5/25/2016	233	
7/26/2016	330	
9/15/2016	350	
11/17/2016	440	
2/1/2017	150	
3/23/2017	250	
5/3/2017	190	
10/4/2017	520	
1/25/2018	160	
6/20/2018	310	
10/1/2018	250	
1/22/2019	200	
6/25/2019	280	
9/12/2019	470	
3/17/2020	370	
9/10/2020	390	
3/17/2021	430	
8/23/2021	290	
3/7/2022		320
8/16/2022		380
2/17/2023		260
8/14/2023		280

Mann-Whitney (Wilcoxon Rank Sum)

Constituent: Total Dissolved Solids [TDS] (mg/L) Analysis Run 8/13/2024 10:33 AM View: Appendix III - Mann-Whitney

Plant Wansley Client: Southern Company Data: Wansley Landfill

	GWC-15	GWC-15
3/30/2016	94	
5/25/2016	90	
7/26/2016	64	
9/20/2016	72	
11/17/2016	46	
2/1/2017	70	
3/23/2017	100	
5/3/2017	84	
10/4/2017	60	
1/25/2018	86	
6/20/2018	64	
10/1/2018	94	
1/22/2019	79	
6/25/2019	99	
9/17/2019	75	
3/16/2020	100	
9/10/2020	79	
3/18/2021	86	
8/24/2021	80	
3/7/2022		80
8/16/2022		84
2/21/2023		79
8/14/2023		84

Mann-Whitney (Wilcoxon Rank Sum)

Constituent: Total Dissolved Solids [TDS] (mg/L) Analysis Run 8/13/2024 10:33 AM View: Appendix III - Mann-Whitney

Plant Wansley Client: Southern Company Data: Wansley Landfill

	GWC-16	GWC-16
3/30/2016	75	
5/25/2016	91	
7/27/2016	76	
9/16/2016	78	
11/17/2016	110	
2/1/2017	70	
3/24/2017	100	
5/3/2017	18	
10/5/2017	10	
1/25/2018	56	
6/20/2018	84	
10/1/2018	86	
1/25/2019	51	
6/25/2019	91	
9/11/2019	85	
3/17/2020	93	
9/11/2020	83	
3/17/2021	91	
8/20/2021	83	
3/8/2022		70
8/16/2022		95
2/20/2023		90
8/14/2023		98

Mann-Whitney (Wilcoxon Rank Sum)

Constituent: Total Dissolved Solids [TDS] (mg/L) Analysis Run 8/13/2024 10:33 AM View: Appendix III - Mann-Whitney

Plant Wansley Client: Southern Company Data: Wansley Landfill

	GWC-17	GWC-17
3/30/2016	97	
5/25/2016	97	
7/27/2016	110	
9/19/2016	110	
11/17/2016	74	
2/1/2017	100	
3/24/2017	110	
5/3/2017	28	
10/4/2017	84	
1/25/2018	72	
6/26/2018	72	
10/2/2018	120	
1/24/2019	82	
6/25/2019	110	
9/11/2019	92	
3/17/2020	84	
9/14/2020	91	
3/16/2021	99	
8/20/2021	98	
3/8/2022		87
8/11/2022		100
2/20/2023		100
8/10/2023		100

Mann-Whitney (Wilcoxon Rank Sum)

Constituent: Total Dissolved Solids [TDS] (mg/L) Analysis Run 8/13/2024 10:33 AM View: Appendix III - Mann-Whitney

Plant Wansley Client: Southern Company Data: Wansley Landfill

	GWC-18	GWC-18
3/30/2016	84	
5/26/2016	80	
7/25/2016	54	
9/19/2016	96	
11/17/2016	42	
2/1/2017	66	
3/24/2017	88	
5/3/2017	64	
10/5/2017	50	
1/25/2018	70	
6/21/2018	84	
9/28/2018	74	
1/28/2019	77	
6/27/2019	77	
9/11/2019	64	
3/17/2020	90	
9/14/2020	96	
3/16/2021	93	
8/24/2021	99	
3/8/2022		72
8/11/2022		92
2/20/2023		88
8/9/2023		91

Mann-Whitney (Wilcoxon Rank Sum)

Constituent: Total Dissolved Solids [TDS] (mg/L) Analysis Run 8/13/2024 10:33 AM View: Appendix III - Mann-Whitney

Plant Wansley Client: Southern Company Data: Wansley Landfill

	GWC-19	GWC-19
3/30/2016	69	
5/26/2016	75	
7/25/2016	44	
9/19/2016	74	
11/17/2016	34	
2/2/2017	96	
3/24/2017	82	
5/3/2017	42	
10/5/2017	50	
1/25/2018	60	
6/21/2018	76	
9/27/2018	62	
1/28/2019	69	
6/26/2019	<10	
9/12/2019	87	
3/18/2020	64	
9/15/2020	51	
3/17/2021	67	
8/24/2021	85	
3/8/2022		61
8/11/2022		74
2/21/2023		79
8/9/2023		71

ND substitution: RL or RL/2 if <15% NDs.

Mann-Whitney (Wilcoxon Rank Sum)

Constituent: Total Dissolved Solids [TDS] (mg/L) Analysis Run 8/13/2024 10:33 AM View: Appendix III - Mann-Whitney

Plant Wansley Client: Southern Company Data: Wansley Landfill

	GWC-20	GWC-20
3/30/2016	88	
5/26/2016	65	
7/25/2016	80	
9/20/2016	84	
11/17/2016	84	
2/2/2017	100	
3/28/2017	82	
5/4/2017	88	
10/6/2017	120	
1/26/2018	96	
6/21/2018	78	
9/27/2018	110	
1/28/2019	95	
6/25/2019	100	
9/11/2019	74	
3/18/2020	78	
9/15/2020	82	
3/16/2021	100	
8/24/2021	96	
3/7/2022		72
8/16/2022		100
2/22/2023		98
8/9/2023		94

Mann-Whitney (Wilcoxon Rank Sum)

Constituent: Total Dissolved Solids [TDS] (mg/L) Analysis Run 8/13/2024 10:33 AM View: Appendix III - Mann-Whitney

Plant Wansley Client: Southern Company Data: Wansley Landfill

	GWC-21	GWC-21
3/30/2016	42	
5/26/2016	42	
7/26/2016	48	
9/20/2016	56	
11/17/2016	34	
2/2/2017	36	
3/28/2017	48	
5/4/2017	22	
10/6/2017	70	
1/26/2018	52	
6/20/2018	36	
9/27/2018	56	
1/24/2019	42	
6/25/2019	63	
9/11/2019	16	
3/18/2020	49	
9/15/2020	54	
3/16/2021	65	
8/19/2021	84	
3/7/2022		43
8/16/2022		68
2/21/2023		50
8/9/2023		80

Mann-Whitney (Wilcoxon Rank Sum)

Constituent: Total Dissolved Solids [TDS] (mg/L) Analysis Run 8/13/2024 10:33 AM View: Appendix III - Mann-Whitney

Plant Wansley Client: Southern Company Data: Wansley Landfill

	GWC-22	GWC-22
3/31/2016	102	
5/26/2016	108	
7/26/2016	82	
9/20/2016	100	
11/17/2016	110	
2/3/2017	110	
3/28/2017	98	
5/3/2017	98	
10/5/2017	<5	
1/25/2018	98	
6/20/2018	94	
10/1/2018	100	
1/24/2019	100	
6/25/2019	110	
9/10/2019	120	
3/18/2020	93	
9/10/2020	100	
3/15/2021	89	
8/19/2021	120	
3/8/2022		89
8/17/2022		110
2/14/2023		110
8/14/2023		110

ND substitution: RL or RL/2 if <15% NDs.

Mann-Whitney (Wilcoxon Rank Sum)

Constituent: Total Dissolved Solids [TDS] (mg/L) Analysis Run 8/13/2024 10:33 AM View: Appendix III - Mann-Whitney

Plant Wansley Client: Southern Company Data: Wansley Landfill

	GWC-23	GWC-23
3/29/2016	53	
5/25/2016	33	
7/27/2016	30	
9/20/2016	42	
11/18/2016	4 (J)	
2/3/2017	20	
3/28/2017	38	
5/4/2017	54	
10/5/2017	26	
1/25/2018	32	
6/20/2018	54	
10/1/2018	140 (o)	
1/25/2019	<10	
6/26/2019	44	
9/12/2019	58	
3/18/2020	29	
9/10/2020	40	
3/18/2021	29	
8/23/2021	47	
3/9/2022		40
8/16/2022		42
2/21/2023		44
8/15/2023		45

ND substitution: RL or RL/2 if <15% NDs.

Mann-Whitney (Wilcoxon Rank Sum)

Constituent: Total Dissolved Solids [TDS] (mg/L) Analysis Run 8/13/2024 10:33 AM View: Appendix III - Mann-Whitney

Plant Wansley Client: Southern Company Data: Wansley Landfill

	GWC-24	GWC-24
3/30/2016	39	
5/25/2016	30	
7/27/2016	28	
9/16/2016	22	
11/18/2016	28	
2/3/2017	26	
3/29/2017	28	
5/4/2017	30	
10/5/2017	12	
1/25/2018	20	
6/27/2018	24	
9/28/2018	16	
1/31/2019	30	
6/26/2019	<10	
9/11/2019	<10	
3/12/2020	23	
9/15/2020	21	
3/18/2021	20	
8/19/2021	30	
3/10/2022		15
8/18/2022		25
2/16/2023		19
8/16/2023		28

ND substitution: RL or RL/2 if <15% NDs.

Mann-Whitney (Wilcoxon Rank Sum)

Constituent: Total Dissolved Solids [TDS] (mg/L) Analysis Run 8/13/2024 10:33 AM View: Appendix III - Mann-Whitney

Plant Wansley Client: Southern Company Data: Wansley Landfill

	GWC-25	GWC-25
3/28/2016	90	
5/26/2016	75	
7/27/2016	78	
9/19/2016	100	
11/15/2016	110	
1/24/2017	96	
3/23/2017	96	
5/2/2017	100	
10/5/2017	86	
1/25/2018	100	
6/27/2018	60	
9/26/2018	60	
1/24/2019	54	
6/25/2019	58	
9/11/2019	53	
3/12/2020	76	
9/14/2020	44	
3/17/2021	56	
8/19/2021	81	
3/8/2022		59 (D)
8/10/2022		77
2/21/2023		74
8/15/2023		85

Mann-Whitney (Wilcoxon Rank Sum)

Constituent: Total Dissolved Solids [TDS] (mg/L) Analysis Run 8/13/2024 10:33 AM View: Appendix III - Mann-Whitney

Plant Wansley Client: Southern Company Data: Wansley Landfill

	GWC-26	GWC-26
3/24/2016	48	
5/25/2016	42	
7/26/2016	20	
9/19/2016	48	
11/14/2016	40	
1/19/2017	10	
3/16/2017	<5	
5/1/2017	10	
10/4/2017	60	
1/22/2018	40	
6/27/2018	8	
9/27/2018	86	
1/24/2019	34	
6/25/2019	49	
9/12/2019	61	
3/13/2020	32	
9/15/2020	43	
3/17/2021	35	
8/19/2021	50	
3/9/2022		28
8/10/2022		39
2/21/2023		42
8/16/2023		46

ND substitution: RL or RL/2 if <15% NDs.

Mann-Whitney (Wilcoxon Rank Sum)

Constituent: Total Dissolved Solids [TDS] (mg/L) Analysis Run 8/13/2024 10:33 AM View: Appendix III - Mann-Whitney

Plant Wansley Client: Southern Company Data: Wansley Landfill

	GWC-27	GWC-27
3/23/2016	46	
5/24/2016	34	
7/26/2016	16	
9/19/2016	52	
11/11/2016	56	
1/20/2017	38	
3/16/2017	32	
4/28/2017	46	
10/3/2017	12	
1/19/2018	<10	
6/27/2018	54	
9/27/2018	58	
1/24/2019	<10	
6/26/2019	<10	
9/12/2019	50	
3/12/2020	26	
9/9/2020	52	
3/18/2021	34	
8/23/2021	30	
3/8/2022		25
8/10/2022		46
2/20/2023		34
8/15/2023		51

ND substitution: RL or RL/2 if <15% NDs.

Mann-Whitney (Wilcoxon Rank Sum)

Constituent: Total Dissolved Solids [TDS] (mg/L) Analysis Run 8/13/2024 10:33 AM View: Appendix III - Mann-Whitney

Plant Wansley Client: Southern Company Data: Wansley Landfill

	GWC-30	GWC-30
3/23/2016	51	
5/20/2016	58	
7/21/2016	42	
9/20/2016	52	
11/14/2016	38	
1/24/2017	36	
3/17/2017	48	
5/1/2017	10	
10/4/2017	74	
1/24/2018	10	
6/21/2018	28	
10/3/2018	42	
1/30/2019	53	
6/27/2019	30	
9/10/2019	46	
3/11/2020	44	
9/10/2020	40	
3/18/2021	49	
8/23/2021	54	
3/2/2022		41
8/10/2022		54
2/14/2023		53
8/16/2023		55

Mann-Whitney (Wilcoxon Rank Sum)

Constituent: Total Dissolved Solids [TDS] (mg/L) Analysis Run 8/13/2024 10:33 AM View: Appendix III - Mann-Whitney

Plant Wansley Client: Southern Company Data: Wansley Landfill

	GWC-31	GWC-31
3/30/2016	128	
5/25/2016	118	
1/25/2017	120	
7/19/2017	100	
10/6/2017	120	
1/23/2018	70	
6/27/2018	92	
10/3/2018	86	
1/31/2019	160	
6/26/2019	110	
3/17/2020	86	
9/11/2020	110	
3/16/2021	96	
8/25/2021	110	
3/10/2022		87
8/16/2022		74
2/22/2023		90
8/16/2023		100

Mann-Whitney (Wilcoxon Rank Sum)

Constituent: Total Dissolved Solids [TDS] (mg/L) Analysis Run 8/13/2024 10:33 AM View: Appendix III - Mann-Whitney

Plant Wansley Client: Southern Company Data: Wansley Landfill

	GWC-32	GWC-32
3/23/2016	75	
5/24/2016	83	
7/22/2016	76	
9/16/2016	84	
11/15/2016	94	
1/26/2017	68	
3/24/2017	110	
5/2/2017	76	
10/6/2017	130	
1/23/2018	110	
6/26/2018	66	
10/2/2018	100	
1/30/2019	91	
6/27/2019	47	
9/12/2019	100	
3/18/2020	120	
9/15/2020	92	
3/17/2021	79	
8/24/2021	94	
3/9/2022		74
8/10/2022		90
2/15/2023		79
8/15/2023		84

Mann-Whitney (Wilcoxon Rank Sum)

Constituent: Total Dissolved Solids [TDS] (mg/L) Analysis Run 8/13/2024 10:33 AM View: Appendix III - Mann-Whitney

Plant Wansley Client: Southern Company Data: Wansley Landfill

	GWC-33	GWC-33
3/23/2016	80	
11/17/2016	140	
1/25/2017	160	
3/23/2017	120	
5/1/2017	72	
7/19/2017	120	
8/4/2017	90	
8/24/2017	82	
10/5/2017	74	
1/23/2018	100	
6/26/2018	100	
10/2/2018	120	
1/30/2019	100	
6/26/2019	100	
9/12/2019	110	
3/12/2020	120	
9/16/2020	94	
3/18/2021	93	
8/24/2021	100	
3/9/2022		97
8/15/2022		92
2/20/2023		87
8/15/2023		100

Mann-Whitney (Wilcoxon Rank Sum)

Constituent: Total Dissolved Solids [TDS] (mg/L) Analysis Run 8/13/2024 10:33 AM View: Appendix III - Mann-Whitney

Plant Wansley Client: Southern Company Data: Wansley Landfill

	GWC-34	GWC-34
3/24/2016	55	
5/23/2016	61	
7/21/2016	32	
9/15/2016	62	
11/15/2016	56	
1/25/2017	<5	
3/22/2017	58	
5/1/2017	22	
10/3/2017	16	
1/23/2018	64	
6/20/2018	<5	
10/2/2018	98	
1/28/2019	33	
6/26/2019	61	
9/11/2019	20	
3/11/2020	36	
9/11/2020	36	
3/16/2021	46	
8/24/2021	44	
3/2/2022		42
8/10/2022		53
2/20/2023		48
8/16/2023		52

ND substitution: RL or RL/2 if <15% NDs.

Mann-Whitney (Wilcoxon Rank Sum)

Constituent: Total Dissolved Solids [TDS] (mg/L) Analysis Run 8/13/2024 10:33 AM View: Appendix III - Mann-Whitney

Plant Wansley Client: Southern Company Data: Wansley Landfill

	GWC-35	GWC-35
3/24/2016	33	
5/23/2016	48	
7/21/2016	36	
9/15/2016	38	
11/15/2016	44	
1/26/2017	<5	
3/22/2017	34	
5/2/2017	4 (J)	
10/3/2017	26	
1/23/2018	56	
6/19/2018	28	
10/1/2018	40	
1/21/2019	17	
6/26/2019	46	
9/12/2019	51	
3/11/2020	42	
9/11/2020	32	
3/16/2021	42	
8/18/2021	50	
3/2/2022		28
8/15/2022		52
2/20/2023		53
8/16/2023		64

ND substitution: RL or RL/2 if <15% NDs.

Mann-Whitney (Wilcoxon Rank Sum)

Constituent: Total Dissolved Solids [TDS] (mg/L) Analysis Run 8/13/2024 10:33 AM View: Appendix III - Mann-Whitney

Plant Wansley Client: Southern Company Data: Wansley Landfill

	GWC-5	GWC-5
3/28/2016	172	
5/23/2016	189	
7/21/2016	170	
9/15/2016	180	
11/15/2016	180	
1/26/2017	120	
3/22/2017	110	
5/2/2017	140	
10/3/2017	170	
1/23/2018	210	
6/25/2018	200	
10/3/2018	230	
1/30/2019	220	
6/26/2019	120	
9/12/2019	230	
3/16/2020	210	
9/9/2020	210	
3/17/2021	180	
8/19/2021	220	
3/2/2022		180
8/11/2022		190
2/20/2023		200
8/14/2023		210

Mann-Whitney (Wilcoxon Rank Sum)

Constituent: Total Dissolved Solids [TDS] (mg/L) Analysis Run 8/13/2024 10:33 AM View: Appendix III - Mann-Whitney

Plant Wansley Client: Southern Company Data: Wansley Landfill

	GWC-6	GWC-6
3/28/2016	92	
5/24/2016	115	
7/21/2016	120	
9/15/2016	130	
11/16/2016	150	
1/26/2017	74	
3/22/2017	120	
5/2/2017	82	
10/3/2017	100	
1/23/2018	120	
6/25/2018	110	
9/25/2018	120	
1/30/2019	120	
6/26/2019	41	
9/12/2019	170	
3/16/2020	110	
9/11/2020	160	
3/17/2021	110	
8/18/2021	140	
3/2/2022		130
8/11/2022		120
2/20/2023		130
8/14/2023		130

Mann-Whitney (Wilcoxon Rank Sum)

Constituent: Total Dissolved Solids [TDS] (mg/L) Analysis Run 8/13/2024 10:33 AM View: Appendix III - Mann-Whitney

Plant Wansley Client: Southern Company Data: Wansley Landfill

	GWC-7	GWC-7
3/29/2016	517	
5/24/2016	494	
7/22/2016	430	
9/15/2016	460	
11/16/2016	500	
1/26/2017	440	
3/22/2017	440	
5/2/2017	420	
10/3/2017	450	
1/23/2018	390	
6/25/2018	400	
10/2/2018	440	
1/21/2019	340	
6/25/2019	400	
9/10/2019	380	
3/12/2020	360	
9/14/2020	380	
3/16/2021	390	
8/19/2021	380	
3/2/2022		370
8/11/2022		370
2/21/2023		370
8/9/2023		330

Mann-Whitney (Wilcoxon Rank Sum)

Constituent: Total Dissolved Solids [TDS] (mg/L) Analysis Run 8/13/2024 10:33 AM View: Appendix III - Mann-Whitney
Plant Wansley Client: Southern Company Data: Wansley Landfill

	GWC-8	GWC-8
3/29/2016	172	
5/24/2016	196	
7/26/2016	160	
9/19/2016	220	
11/16/2016	240	
1/26/2017	130	
3/23/2017	190	
5/3/2017	160	
10/5/2017	200	
1/24/2018	94	
6/21/2018	210	
9/26/2018	180	
1/22/2019	86	
6/25/2019	200	
9/10/2019	220	
3/12/2020	140	
9/14/2020	190	
3/16/2021	170	
8/20/2021	170	
3/2/2022		150
8/11/2022		190
2/15/2023		130
8/9/2023		180

Mann-Whitney (Wilcoxon Rank Sum)

Constituent: Total Dissolved Solids [TDS] (mg/L) Analysis Run 8/13/2024 10:33 AM View: Appendix III - Mann-Whitney

Plant Wansley Client: Southern Company Data: Wansley Landfill

	GWC-9	GWC-9
3/29/2016	93	
5/24/2016	162	
7/25/2016	200	
9/19/2016	340 (o)	
11/16/2016	280 (o)	
1/31/2017	160	
3/23/2017	230	
5/2/2017	150	
10/3/2017	190	
1/24/2018	160	
6/21/2018	150	
9/26/2018	130	
1/22/2019	68	
6/25/2019	160	
9/16/2019	190	
3/16/2020	100	
9/11/2020	160	
3/16/2021	100	
8/25/2021	130	
3/9/2022		82
8/16/2022		140
2/15/2023		64
8/9/2023		120

FIGURE F.

Upgradient Wells - Trend Tests - Significant Results

Plant Wansley Data: Wansley Landfill Printed 4/10/2024, 5:02 PM

Constituent	Well	Slope	Calc.	Critical	Sig.	N	%NDs	Normality	Xform	Alpha	Method
Calcium (mg/L)	**GWA-1 (bg)**	**0.0239**	**151**	**105**	**Yes**	**24**	**0**	**n/a**	**n/a**	**0.01**	**NP**
Calcium (mg/L)	**GWA-28 (bg)**	**0.09099**	**139**	**105**	**Yes**	**24**	**0**	**n/a**	**n/a**	**0.01**	**NP**
Chloride (mg/L)	**GWA-29 (bg)**	**-0.04557**	**-110**	**-98**	**Yes**	**23**	**0**	**n/a**	**n/a**	**0.01**	**NP**
Chloride (mg/L)	**GWA-3 (bg)**	**5.621**	**68**	**58**	**Yes**	**16**	**6.25**	**n/a**	**n/a**	**0.01**	**NP**
Fluoride (mg/L)	**GWA-29 (bg)**	**-0.1278**	**-132**	**-98**	**Yes**	**23**	**0**	**n/a**	**n/a**	**0.01**	**NP**

Upgradient Wells - Trend Tests - All Results

Plant Wansley Data: Wansley Landfill Printed 4/10/2024, 5:02 PM

Constituent	Well	Slope	Calc.	Critical	Sig.	N	%NDs	Normality	Xform	Alpha	Method
Boron (mg/L)	GWA-1 (bg)	0	-9	-105	No	24	91.67	n/a	n/a	0.01	NP
Boron (mg/L)	GWA-2 (bg)	0	0	105	No	24	100	n/a	n/a	0.01	NP
Boron (mg/L)	GWA-28 (bg)	0	0	105	No	24	100	n/a	n/a	0.01	NP
Boron (mg/L)	GWA-29 (bg)	0	12	98	No	23	95.65	n/a	n/a	0.01	NP
Boron (mg/L)	GWA-3 (bg)	0	0	63	No	17	100	n/a	n/a	0.01	NP
Boron (mg/L)	GWA-4 (bg)	0	-23	-105	No	24	95.83	n/a	n/a	0.01	NP
Calcium (mg/L)	**GWA-1 (bg)**	**0.0239**	**151**	**105**	**Yes**	**24**	**0**	**n/a**	**n/a**	**0.01**	**NP**
Calcium (mg/L)	GWA-2 (bg)	-0.02409	-34	-105	No	24	0	n/a	n/a	0.01	NP
Calcium (mg/L)	**GWA-28 (bg)**	**0.09099**	**139**	**105**	**Yes**	**24**	**0**	**n/a**	**n/a**	**0.01**	**NP**
Calcium (mg/L)	GWA-29 (bg)	0.09878	68	98	No	23	4.348	n/a	n/a	0.01	NP
Calcium (mg/L)	GWA-3 (bg)	-0.5183	-5	-58	No	16	0	n/a	n/a	0.01	NP
Calcium (mg/L)	GWA-4 (bg)	0	1	105	No	24	0	n/a	n/a	0.01	NP
Chloride (mg/L)	GWA-1 (bg)	0.03751	99	105	No	24	0	n/a	n/a	0.01	NP
Chloride (mg/L)	GWA-2 (bg)	0.1034	32	105	No	24	0	n/a	n/a	0.01	NP
Chloride (mg/L)	GWA-28 (bg)	0	-62	-105	No	24	0	n/a	n/a	0.01	NP
Chloride (mg/L)	**GWA-29 (bg)**	**-0.04557**	**-110**	**-98**	**Yes**	**23**	**0**	**n/a**	**n/a**	**0.01**	**NP**
Chloride (mg/L)	**GWA-3 (bg)**	**5.621**	**68**	**58**	**Yes**	**16**	**6.25**	**n/a**	**n/a**	**0.01**	**NP**
Chloride (mg/L)	GWA-4 (bg)	-0.6806	-91	-105	No	24	0	n/a	n/a	0.01	NP
Fluoride (mg/L)	GWA-1 (bg)	0	36	105	No	24	83.33	n/a	n/a	0.01	NP
Fluoride (mg/L)	GWA-2 (bg)	0	42	105	No	24	87.5	n/a	n/a	0.01	NP
Fluoride (mg/L)	GWA-28 (bg)	0	10	105	No	24	0	n/a	n/a	0.01	NP
Fluoride (mg/L)	**GWA-29 (bg)**	**-0.1278**	**-132**	**-98**	**Yes**	**23**	**0**	**n/a**	**n/a**	**0.01**	**NP**
Fluoride (mg/L)	GWA-3 (bg)	0	-1	-58	No	16	31.25	n/a	n/a	0.01	NP
Fluoride (mg/L)	GWA-4 (bg)	-0.00315	-83	-105	No	24	41.67	n/a	n/a	0.01	NP

Sanitas™ v.10.0.16 . UG
Hollow symbols indicate censored values.

Sen's Slope Estimator

GWA-1 (bg)

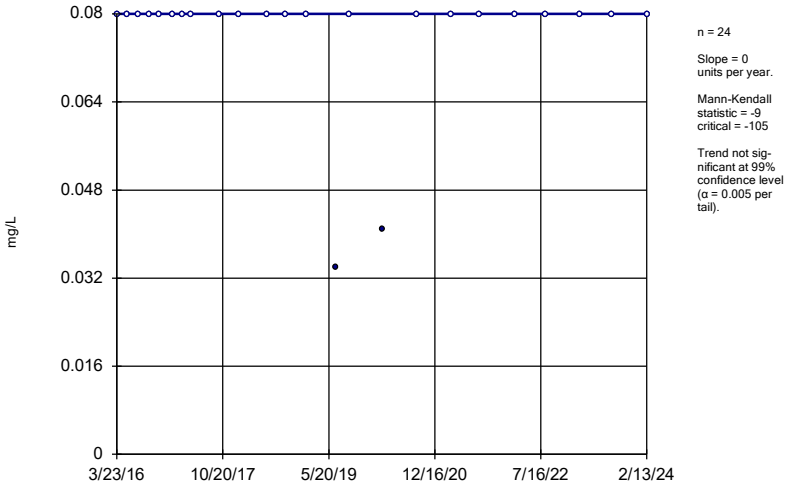

n = 24

Slope = 0 units per year.

Mann-Kendall statistic = -9 critical = -105

Trend not significant at 99% confidence level (α = 0.005 per tail).

Constituent: Boron Analysis Run 4/10/2024 5:01 PM View: Appendix III - Interwell
Plant Wansley Data: Wansley Landfill

Sanitas™ v.10.0.16 . UG
Hollow symbols indicate censored values.

Sen's Slope Estimator

GWA-2 (bg)

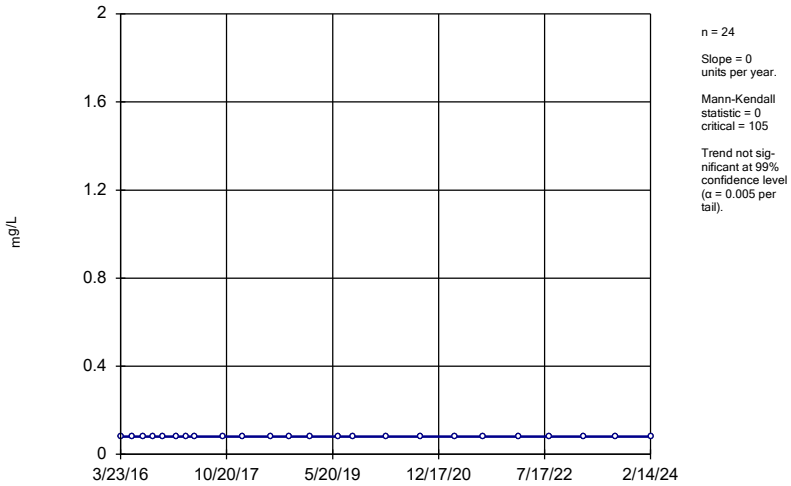

n = 24

Slope = 0 units per year.

Mann-Kendall statistic = 0 critical = 105

Trend not significant at 99% confidence level (α = 0.005 per tail).

Constituent: Boron Analysis Run 4/10/2024 5:01 PM View: Appendix III - Interwell
Plant Wansley Data: Wansley Landfill

Sanitas™ v.10.0.16 . UG
Hollow symbols indicate censored values.

Sen's Slope Estimator

GWA-28 (bg)

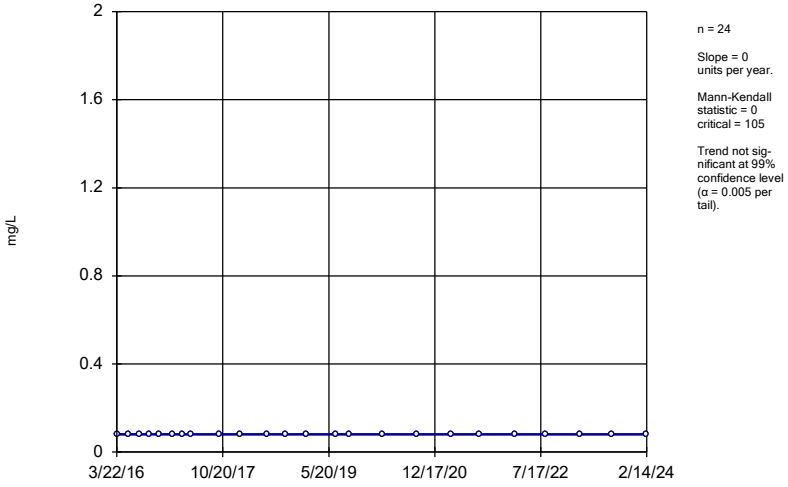

n = 24

Slope = 0 units per year.

Mann-Kendall statistic = 0 critical = 105

Trend not significant at 99% confidence level (α = 0.005 per tail).

Constituent: Boron Analysis Run 4/10/2024 5:01 PM View: Appendix III - Interwell
Plant Wansley Data: Wansley Landfill

Sanitas™ v.10.0.16 . UG
Hollow symbols indicate censored values.

Sen's Slope Estimator

GWA-29 (bg)

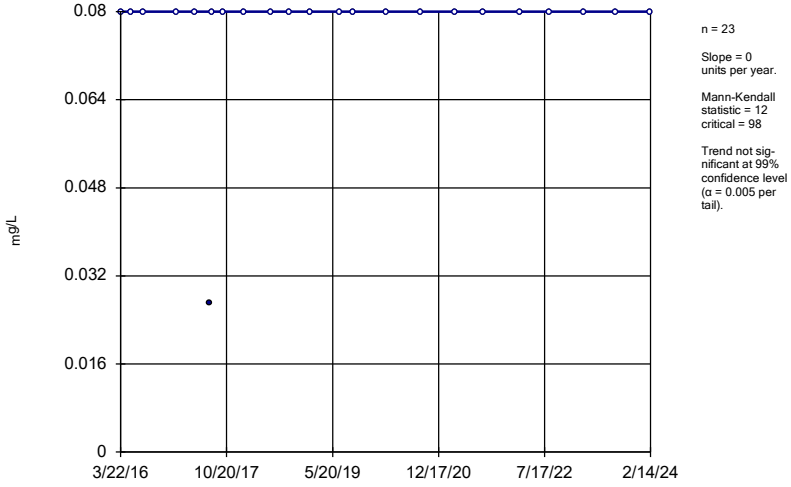

n = 23

Slope = 0 units per year.

Mann-Kendall statistic = 12 critical = 98

Trend not significant at 99% confidence level (α = 0.005 per tail).

Constituent: Boron Analysis Run 4/10/2024 5:01 PM View: Appendix III - Interwell
Plant Wansley Data: Wansley Landfill

Sanitas™ v.10.0.16 . UG
Hollow symbols indicate censored values.

Sen's Slope Estimator

GWA-3 (bg)

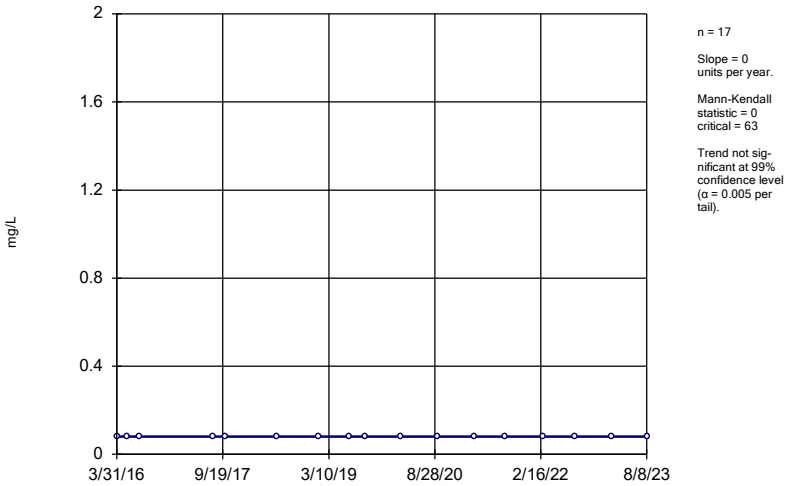

n = 17

Slope = 0
units per year.

Mann-Kendall
statistic = 0
critical = 63

Trend not sig-
nificant at 99%
confidence level
(α = 0.005 per
tail).

Constituent: Boron Analysis Run 4/10/2024 5:01 PM View: Appendix III - Interwell
Plant Wansley Data: Wansley Landfill

Sanitas™ v.10.0.16 . UG
Hollow symbols indicate censored values.

Sen's Slope Estimator

GWA-4 (bg)

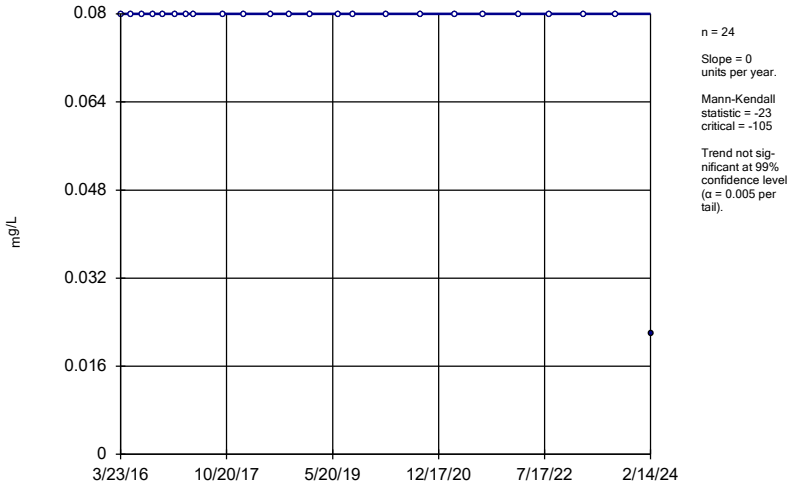

n = 24

Slope = 0
units per year.

Mann-Kendall
statistic = -23
critical = -105

Trend not sig-
nificant at 99%
confidence level
(α = 0.005 per
tail).

Constituent: Boron Analysis Run 4/10/2024 5:01 PM View: Appendix III - Interwell
Plant Wansley Data: Wansley Landfill

Sanitas™ v.10.0.16 . UG

Sen's Slope Estimator

GWA-1 (bg)

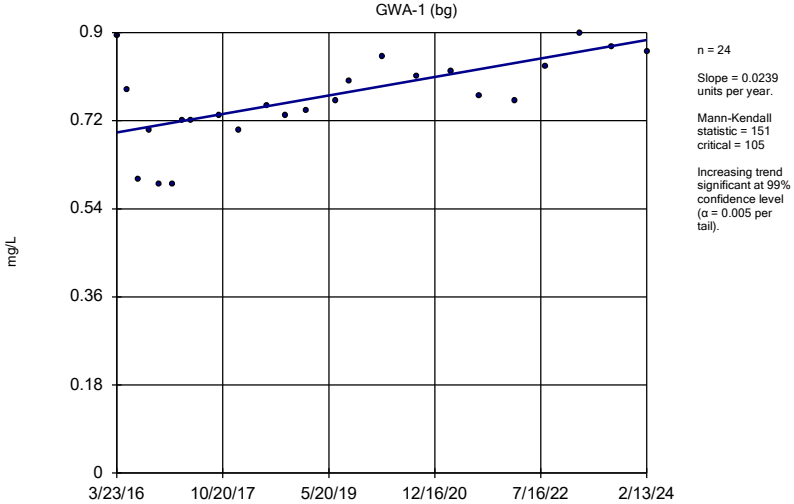

n = 24

Slope = 0.0239
units per year.

Mann-Kendall
statistic = 151
critical = 105

Increasing trend
significant at 99%
confidence level
(α = 0.005 per
tail).

Constituent: Calcium Analysis Run 4/10/2024 5:01 PM View: Appendix III - Interwell
Plant Wansley Data: Wansley Landfill

Sanitas™ v.10.0.16 . UG

Sen's Slope Estimator

GWA-2 (bg)

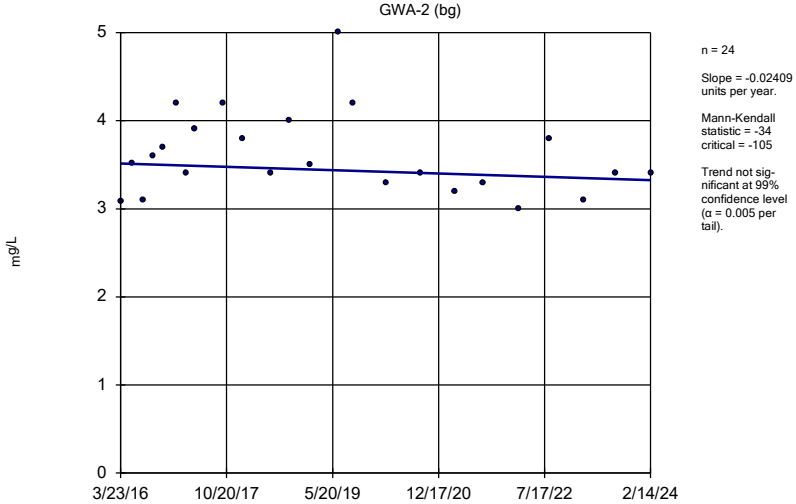

n = 24

Slope = -0.02409
units per year.

Mann-Kendall
statistic = -34
critical = -105

Trend not sig-
nificant at 99%
confidence level
(α = 0.005 per
tail).

Constituent: Calcium Analysis Run 4/10/2024 5:01 PM View: Appendix III - Interwell
Plant Wansley Data: Wansley Landfill

Sanitas™ v.10.0.16 . UG

Sen's Slope Estimator

GWA-28 (bg)

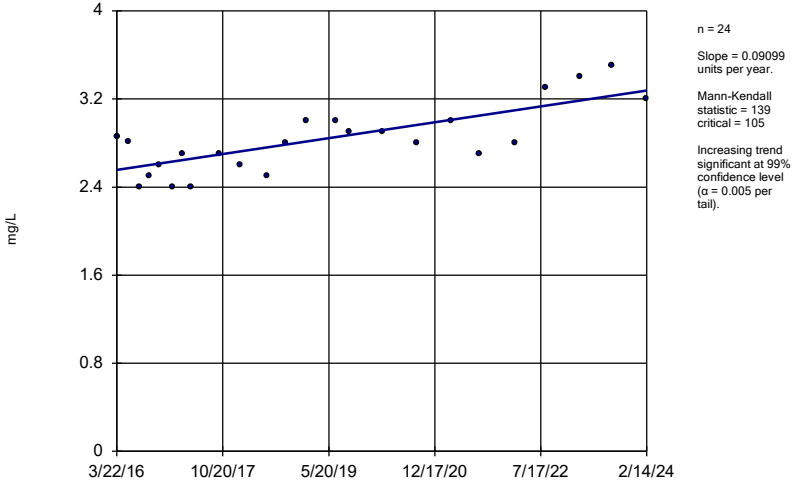

n = 24

Slope = 0.09099 units per year.

Mann-Kendall statistic = 139 critical = 105

Increasing trend significant at 99% confidence level (α = 0.005 per tail).

Constituent: Calcium Analysis Run 4/10/2024 5:01 PM View: Appendix III - Interwell
Plant Wansley Data: Wansley Landfill

Sanitas™ v.10.0.16 . UG
Hollow symbols indicate censored values.

Sen's Slope Estimator

GWA-29 (bg)

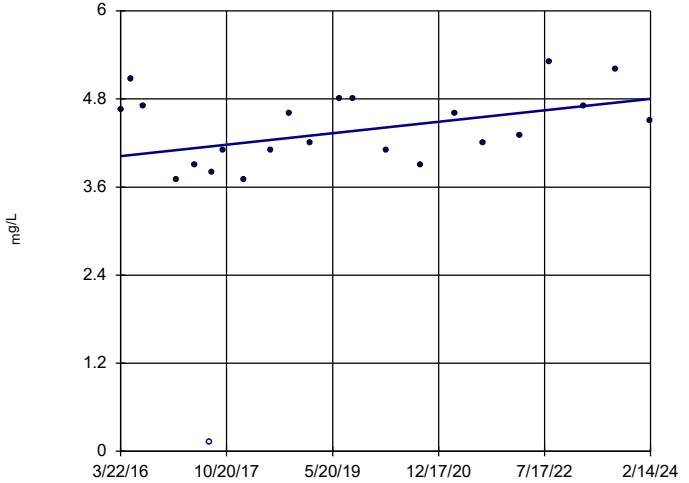

n = 23

Slope = 0.09878 units per year.

Mann-Kendall statistic = 68 critical = 98

Trend not significant at 99% confidence level (α = 0.005 per tail).

Constituent: Calcium Analysis Run 4/10/2024 5:01 PM View: Appendix III - Interwell
Plant Wansley Data: Wansley Landfill

Sanitas™ v.10.0.16 . UG

Sen's Slope Estimator

GWA-3 (bg)

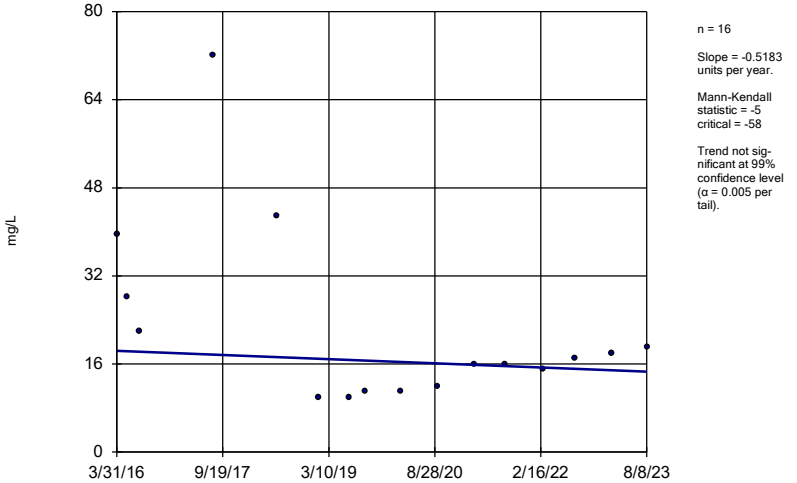

n = 16

Slope = -0.5183 units per year.

Mann-Kendall statistic = -5 critical = -58

Trend not significant at 99% confidence level (α = 0.005 per tail).

Constituent: Calcium Analysis Run 4/10/2024 5:01 PM View: Appendix III - Interwell
Plant Wansley Data: Wansley Landfill

Sanitas™ v.10.0.16 . UG

Sen's Slope Estimator

GWA-4 (bg)

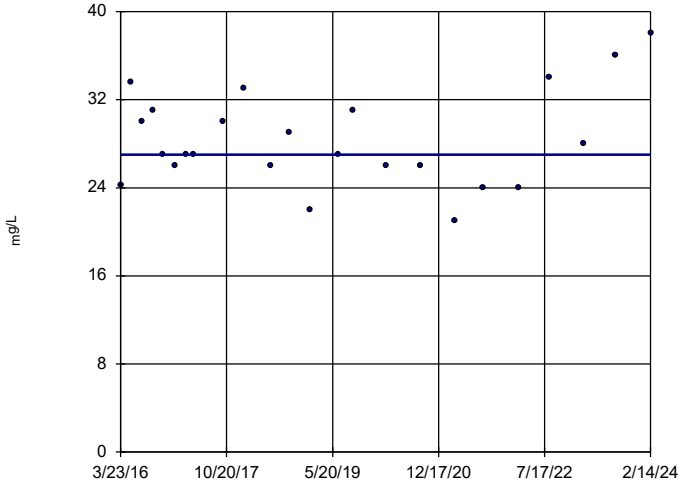

n = 24

Slope = 0 units per year.

Mann-Kendall statistic = 1 critical = 105

Trend not significant at 99% confidence level (α = 0.005 per tail).

Constituent: Calcium Analysis Run 4/10/2024 5:01 PM View: Appendix III - Interwell
Plant Wansley Data: Wansley Landfill

Sanitas™ v.10.0.16 . UG

Sen's Slope Estimator

GWA-1 (bg)

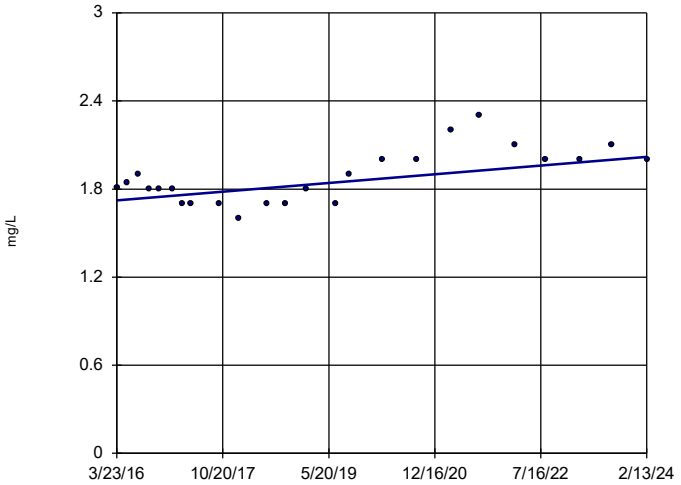

n = 24

Slope = 0.03751 units per year.

Mann-Kendall statistic = 99 critical = 105

Trend not significant at 99% confidence level (α = 0.005 per tail).

Constituent: Chloride Analysis Run 4/10/2024 5:01 PM View: Appendix III - Interwell
Plant Wansley Data: Wansley Landfill

Sanitas™ v.10.0.16 . UG

Sen's Slope Estimator

GWA-2 (bg)

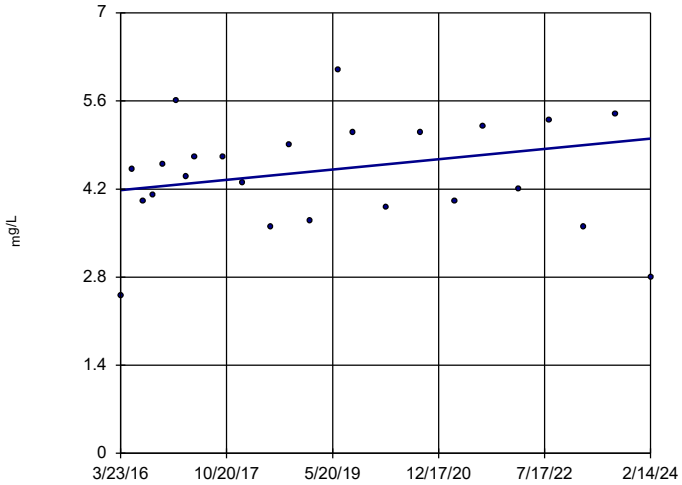

n = 24

Slope = 0.1034 units per year.

Mann-Kendall statistic = 32 critical = 105

Trend not significant at 99% confidence level (α = 0.005 per tail).

Constituent: Chloride Analysis Run 4/10/2024 5:01 PM View: Appendix III - Interwell
Plant Wansley Data: Wansley Landfill

Sanitas™ v.10.0.16 . UG

Sen's Slope Estimator

GWA-28 (bg)

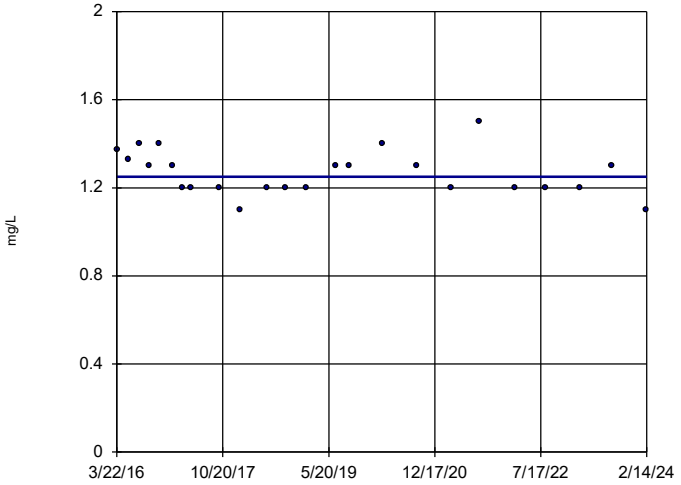

n = 24

Slope = 0 units per year.

Mann-Kendall statistic = -62 critical = -105

Trend not significant at 99% confidence level (α = 0.005 per tail).

Constituent: Chloride Analysis Run 4/10/2024 5:01 PM View: Appendix III - Interwell
Plant Wansley Data: Wansley Landfill

Sanitas™ v.10.0.16 . UG

Sen's Slope Estimator

GWA-29 (bg)

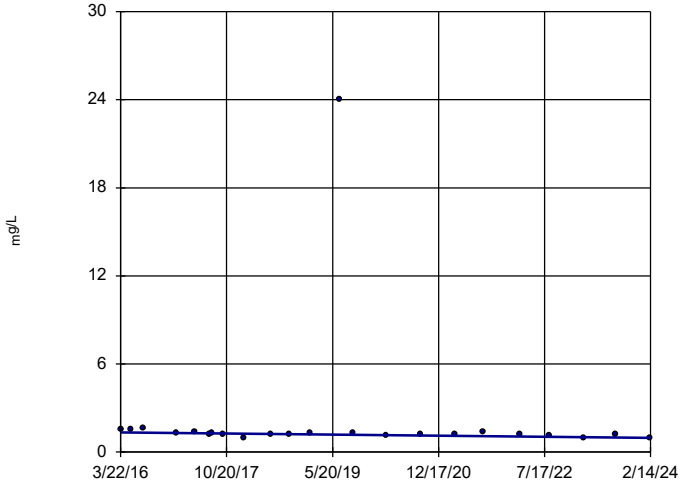

n = 23

Slope = -0.04557 units per year.

Mann-Kendall statistic = -110 critical = -98

Decreasing trend significant at 99% confidence level (α = 0.005 per tail).

Constituent: Chloride Analysis Run 4/10/2024 5:01 PM View: Appendix III - Interwell
Plant Wansley Data: Wansley Landfill

Sanitas™ v.10.0.16 . UG
Hollow symbols indicate censored values.

Sen's Slope Estimator

GWA-3 (bg)

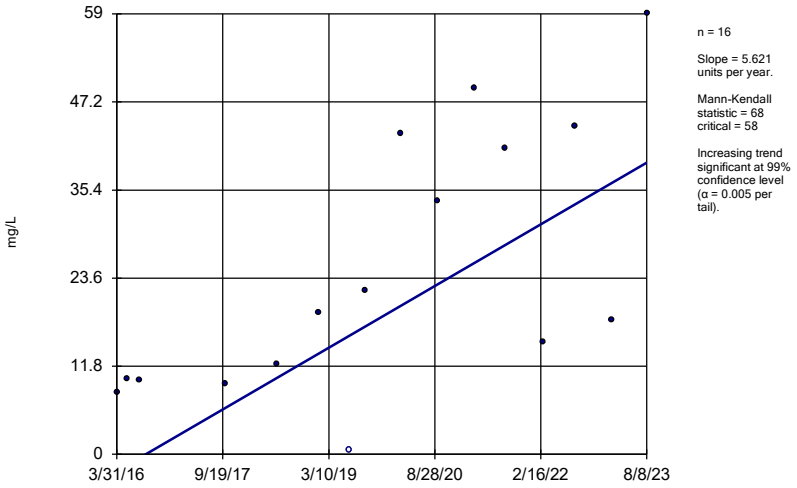

n = 16

Slope = 5.621 units per year.

Mann-Kendall statistic = 68 critical = 58

Increasing trend significant at 99% confidence level (α = 0.005 per tail).

Constituent: Chloride Analysis Run 4/10/2024 5:01 PM View: Appendix III - Interwell
Plant Wansley Data: Wansley Landfill

Sanitas™ v.10.0.16 . UG

Sen's Slope Estimator

GWA-4 (bg)

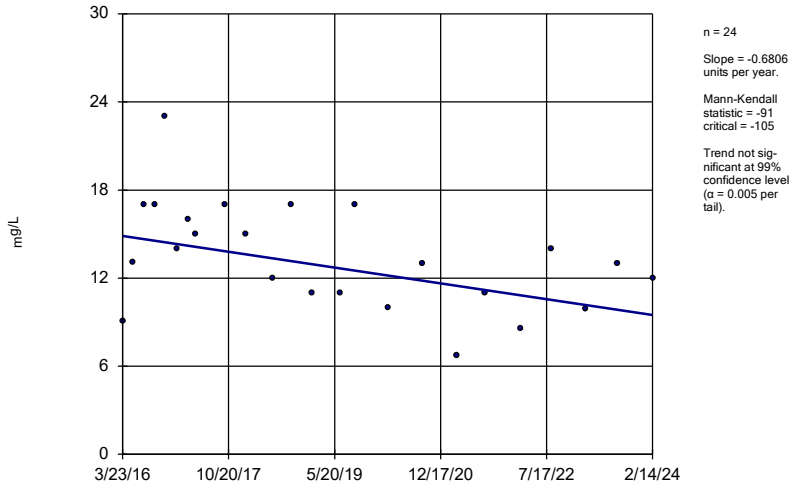

n = 24

Slope = -0.6806 units per year.

Mann-Kendall statistic = -91 critical = -105

Trend not significant at 99% confidence level (α = 0.005 per tail).

Constituent: Chloride Analysis Run 4/10/2024 5:01 PM View: Appendix III - Interwell
Plant Wansley Data: Wansley Landfill

Sanitas™ v.10.0.16 . UG
Hollow symbols indicate censored values.

Sen's Slope Estimator

GWA-1 (bg)

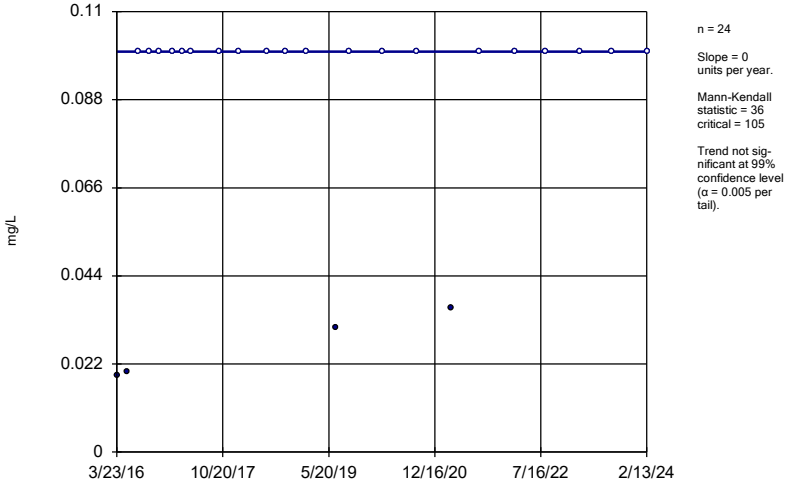

n = 24

Slope = 0 units per year.

Mann-Kendall statistic = 36 critical = 105

Trend not significant at 99% confidence level (α = 0.005 per tail).

Constituent: Fluoride Analysis Run 4/10/2024 5:01 PM View: Appendix III - Interwell
Plant Wansley Data: Wansley Landfill

Sanitas™ v.10.0.16 . UG
Hollow symbols indicate censored values.

Sen's Slope Estimator

GWA-2 (bg)

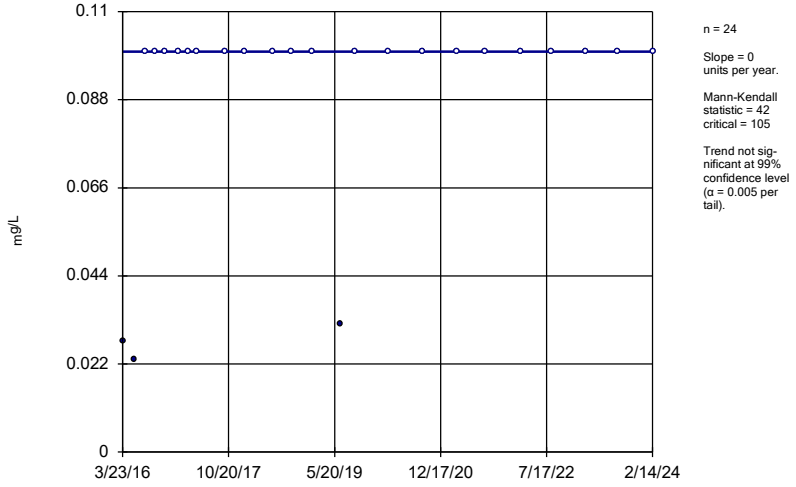

n = 24

Slope = 0 units per year.

Mann-Kendall statistic = 42 critical = 105

Trend not significant at 99% confidence level (α = 0.005 per tail).

Constituent: Fluoride Analysis Run 4/10/2024 5:01 PM View: Appendix III - Interwell
Plant Wansley Data: Wansley Landfill

Sanitas™ v.10.0.16 . UG

Sen's Slope Estimator

GWA-28 (bg)

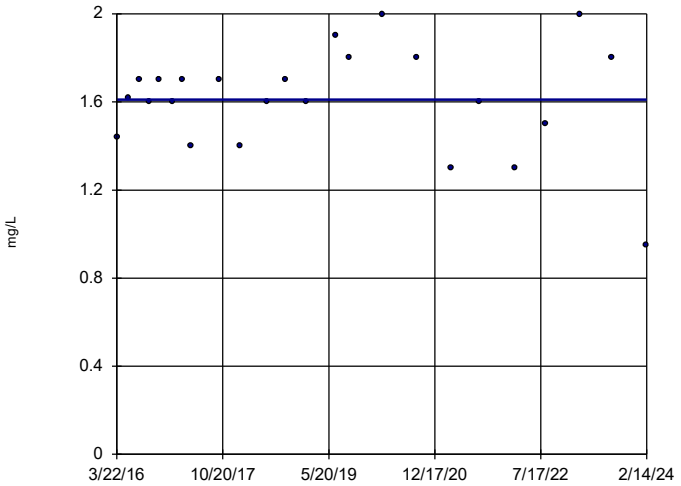

n = 24

Slope = 0 units per year.

Mann-Kendall statistic = 10 critical = 105

Trend not significant at 99% confidence level (α = 0.005 per tail).

Constituent: Fluoride Analysis Run 4/10/2024 5:01 PM View: Appendix III - Interwell
Plant Wansley Data: Wansley Landfill

Sanitas™ v.10.0.16 . UG

Sen's Slope Estimator

GWA-29 (bg)

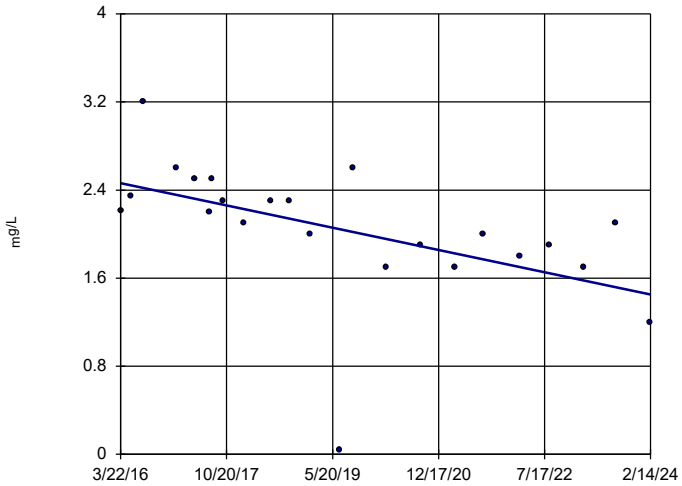

n = 23

Slope = -0.1278 units per year.

Mann-Kendall statistic = -132 critical = -98

Decreasing trend significant at 99% confidence level (α = 0.005 per tail).

Constituent: Fluoride Analysis Run 4/10/2024 5:01 PM View: Appendix III - Interwell
Plant Wansley Data: Wansley Landfill

Sanitas™ v.10.0.16 . UG
Hollow symbols indicate censored values.

Sen's Slope Estimator

GWA-3 (bg)

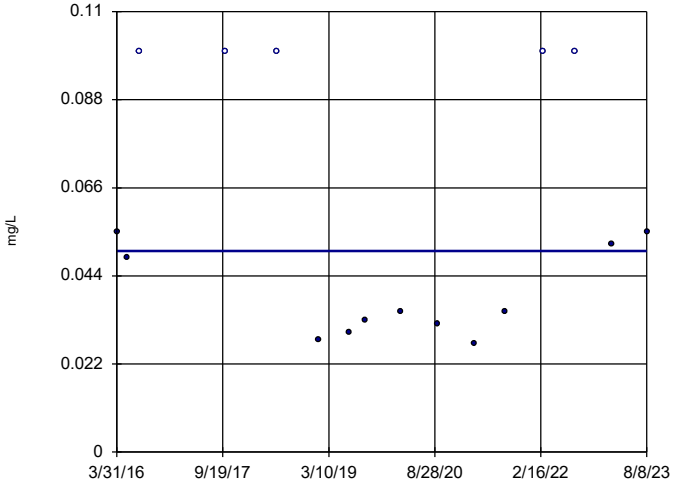

n = 16

Slope = 0 units per year.

Mann-Kendall statistic = -1 critical = -58

Trend not significant at 99% confidence level (α = 0.005 per tail).

Constituent: Fluoride Analysis Run 4/10/2024 5:01 PM View: Appendix III - Interwell
Plant Wansley Data: Wansley Landfill

Sanitas™ v.10.0.16 . UG
Hollow symbols indicate censored values.

Sen's Slope Estimator

GWA-4 (bg)

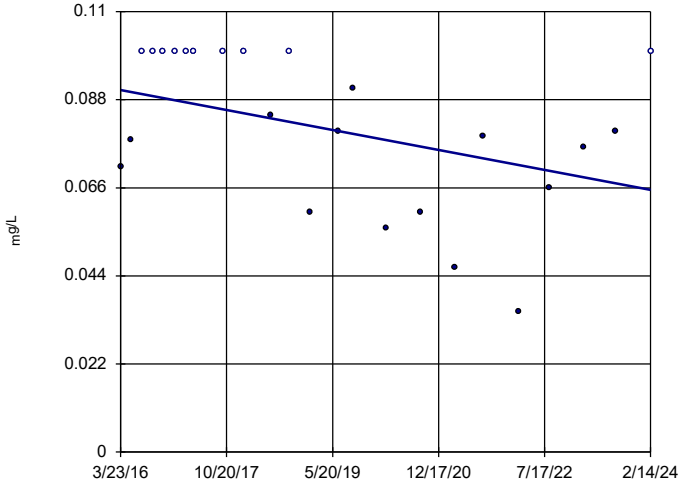

n = 24

Slope = -0.00315 units per year.

Mann-Kendall statistic = -83 critical = -105

Trend not significant at 99% confidence level (α = 0.005 per tail).

Constituent: Fluoride Analysis Run 4/10/2024 5:01 PM View: Appendix III - Interwell
Plant Wansley Data: Wansley Landfill

FIGURE G.

Appendix I Intrawell Prediction Limits - Significant Results

Plant Wansley Client: Southern Company Data: Wansley Landfill Printed 8/13/2024, 11:04 AM

Constituent	Well	Upper Lim	Lower Lim	Date	Observ.	Sig.	Bg N	Bg Mean	Std. Dev.	%NDs	ND Adj.	Transform	Alpha	Method
Antimony (mg/L)	**GWC-13**	**0.002**	**n/a**	**2/19/2024**	**0.0027**	**Yes**	**34**	**n/a**	**n/a**	**85.29**	**n/a**	**n/a**	**0.001599**	**NP Intra (NDs) 1 of 2**
Arsenic (mg/L)	**GWA-1**	**0.001**	**n/a**	**2/13/2024**	**0.0011**	**Yes**	**34**	**n/a**	**n/a**	**97.06**	**n/a**	**n/a**	**0.001599**	**NP Intra (NDs) 1 of 2**
Barium (mg/L)	**GWC-17**	**0.025**	**n/a**	**2/20/2024**	**0.027**	**Yes**	**34**	**n/a**	**n/a**	**0**	**n/a**	**n/a**	**0.001599**	**NP Intra (normality) 1 of 2**
Barium (mg/L)	**GWC-34**	**0.01504**	**n/a**	**2/22/2024**	**0.016**	**Yes**	**33**	**0.01166**	**0.001293**	**0**	**None**	**No**	**0.0001135**	**Param Intra 1 of 2**
Barium (mg/L)	**GWC-35**	**0.02298**	**n/a**	**2/22/2024**	**0.046**	**Yes**	**30**	**0.02009**	**0.001091**	**0**	**None**	**No**	**0.0001135**	**Param Intra 1 of 2**
Copper (mg/L)	**GWC-34**	**0.002**	**n/a**	**2/22/2024**	**0.0023**	**Yes**	**27**	**n/a**	**n/a**	**96.3**	**n/a**	**n/a**	**0.002502**	**NP Intra (NDs) 1 of 2**
Lead (mg/L)	**GWA-2**	**0.001**	**n/a**	**2/14/2024**	**0.0012**	**Yes**	**34**	**n/a**	**n/a**	**94.12**	**n/a**	**n/a**	**0.001599**	**NP Intra (NDs) 1 of 2**
Zinc (mg/L)	**GWC-24**	**0.01528**	**n/a**	**2/22/2024**	**0.024**	**Yes**	**18**	**0.00735**	**0.002677**	**11.11**	**None**	**No**	**0.0001135**	**Param Intra 1 of 2**

Appendix I Intrawell Prediction Limits - All Results

Plant Wansley Client: Southern Company Data: Wansley Landfill Printed 8/13/2024, 11:04 AM

Constituent	Well	Upper Lim	Lower Lim	Date	Observ.	Sig.	Bg N	Bg Mean	Std. Dev.	%NDs	ND Adj.	Transform	Alpha	Method
Antimony (mg/L)	GWA-1	0.002	n/a	2/13/2024	0.002ND	No	34	n/a	n/a	97.06	n/a	n/a	0.001599	NP Intra (NDs) 1 of 2
Antimony (mg/L)	GWA-2	0.0021	n/a	2/14/2024	0.002ND	No	34	n/a	n/a	94.12	n/a	n/a	0.001599	NP Intra (NDs) 1 of 2
Antimony (mg/L)	GWA-28	0.0021	n/a	2/14/2024	0.002ND	No	34	n/a	n/a	91.18	n/a	n/a	0.001599	NP Intra (NDs) 1 of 2
Antimony (mg/L)	GWA-29	0.002	n/a	2/14/2024	0.002ND	No	32	n/a	n/a	87.5	n/a	n/a	0.001803	NP Intra (NDs) 1 of 2
Antimony (mg/L)	GWA-3	0.002	n/a	n/a	1 future	n/a	20	n/a	n/a	90	n/a	n/a	0.004291	NP Intra (NDs) 1 of 2
Antimony (mg/L)	GWC-10	0.002	n/a	2/20/2024	0.002ND	No	23	n/a	n/a	86.96	n/a	n/a	0.003415	NP Intra (NDs) 1 of 2
Antimony (mg/L)	GWC-11	0.0023	n/a	2/14/2024	0.002ND	No	34	n/a	n/a	97.06	n/a	n/a	0.001599	NP Intra (NDs) 1 of 2
Antimony (mg/L)	**GWC-13**	**0.002**	**n/a**	**2/19/2024**	**0.0027**	**Yes**	**34**	**n/a**	**n/a**	**85.29**	**n/a**	**n/a**	**0.001599**	**NP Intra (NDs) 1 of 2**
Antimony (mg/L)	GWC-18	0.0022	n/a	2/21/2024	0.002ND	No	34	n/a	n/a	97.06	n/a	n/a	0.001599	NP Intra (NDs) 1 of 2
Antimony (mg/L)	GWC-20	0.002	n/a	2/20/2024	0.00064J	No	34	n/a	n/a	97.06	n/a	n/a	0.001599	NP Intra (NDs) 1 of 2
Antimony (mg/L)	GWC-22	0.002	n/a	2/14/2024	0.00041J	No	34	n/a	n/a	97.06	n/a	n/a	0.001599	NP Intra (NDs) 1 of 2
Antimony (mg/L)	GWC-23	0.002	n/a	2/19/2024	0.002ND	No	34	n/a	n/a	97.06	n/a	n/a	0.001599	NP Intra (NDs) 1 of 2
Antimony (mg/L)	GWC-24	0.002	n/a	2/22/2024	0.00037J	No	25	n/a	n/a	76	n/a	n/a	0.002832	NP Intra (NDs) 1 of 2
Antimony (mg/L)	GWC-25	0.002	n/a	2/21/2024	0.002ND	No	33	n/a	n/a	96.97	n/a	n/a	0.001701	NP Intra (NDs) 1 of 2
Antimony (mg/L)	GWC-26	0.002	n/a	2/20/2024	0.002ND	No	34	n/a	n/a	94.12	n/a	n/a	0.001599	NP Intra (NDs) 1 of 2
Antimony (mg/L)	GWC-27	0.002	n/a	2/20/2024	0.002ND	No	34	n/a	n/a	91.18	n/a	n/a	0.001599	NP Intra (NDs) 1 of 2
Antimony (mg/L)	GWC-30	0.002	n/a	2/21/2024	0.002ND	No	34	n/a	n/a	91.18	n/a	n/a	0.001599	NP Intra (NDs) 1 of 2
Antimony (mg/L)	GWC-31	0.0027	n/a	2/21/2024	0.002ND	No	29	n/a	n/a	89.66	n/a	n/a	0.002172	NP Intra (NDs) 1 of 2
Antimony (mg/L)	GWC-32	0.002	n/a	2/20/2024	0.002ND	No	34	n/a	n/a	97.06	n/a	n/a	0.001599	NP Intra (NDs) 1 of 2
Antimony (mg/L)	GWC-33	0.002	n/a	2/20/2024	0.002ND	No	33	n/a	n/a	96.97	n/a	n/a	0.001701	NP Intra (NDs) 1 of 2
Antimony (mg/L)	GWC-5	0.0024	n/a	2/14/2024	0.002ND	No	34	n/a	n/a	94.12	n/a	n/a	0.001599	NP Intra (NDs) 1 of 2
Antimony (mg/L)	GWC-6	0.002	n/a	2/14/2024	0.002ND	No	34	n/a	n/a	97.06	n/a	n/a	0.001599	NP Intra (NDs) 1 of 2
Arsenic (mg/L)	**GWA-1**	**0.001**	**n/a**	**2/13/2024**	**0.0011**	**Yes**	**34**	**n/a**	**n/a**	**97.06**	**n/a**	**n/a**	**0.001599**	**NP Intra (NDs) 1 of 2**
Arsenic (mg/L)	GWA-2	0.001	n/a	2/14/2024	0.001ND	No	34	n/a	n/a	97.06	n/a	n/a	0.001599	NP Intra (NDs) 1 of 2
Arsenic (mg/L)	GWA-28	0.001	n/a	2/14/2024	0.001ND	No	34	n/a	n/a	97.06	n/a	n/a	0.001599	NP Intra (NDs) 1 of 2
Arsenic (mg/L)	GWA-29	0.001	n/a	2/14/2024	0.001ND	No	32	n/a	n/a	93.75	n/a	n/a	0.001803	NP Intra (NDs) 1 of 2
Arsenic (mg/L)	GWA-3	0.001	n/a	n/a	1 future	n/a	20	n/a	n/a	95	n/a	n/a	0.004291	NP Intra (NDs) 1 of 2
Arsenic (mg/L)	GWA-4	0.0011	n/a	2/14/2024	0.001ND	No	34	n/a	n/a	88.24	n/a	n/a	0.001599	NP Intra (NDs) 1 of 2
Arsenic (mg/L)	GWC-11	0.002508	n/a	2/14/2024	0.0012	No	34	-6.905	0.3523	38.24	Kaplan-Meier	ln(x)	0.0001135	Param Intra 1 of 2
Arsenic (mg/L)	GWC-12	0.001	n/a	2/20/2024	0.001ND	No	33	n/a	n/a	84.85	n/a	n/a	0.001701	NP Intra (NDs) 1 of 2
Arsenic (mg/L)	GWC-13	0.0012	n/a	2/19/2024	0.001ND	No	34	n/a	n/a	94.12	n/a	n/a	0.001599	NP Intra (NDs) 1 of 2
Arsenic (mg/L)	GWC-14	0.001	n/a	2/19/2024	0.001ND	No	34	n/a	n/a	85.29	n/a	n/a	0.001599	NP Intra (NDs) 1 of 2
Arsenic (mg/L)	GWC-16	0.001	n/a	2/21/2024	0.001ND	No	34	n/a	n/a	97.06	n/a	n/a	0.001599	NP Intra (NDs) 1 of 2
Arsenic (mg/L)	GWC-17	0.001	n/a	2/20/2024	0.001ND	No	34	n/a	n/a	97.06	n/a	n/a	0.001599	NP Intra (NDs) 1 of 2
Arsenic (mg/L)	GWC-18	0.001	n/a	2/21/2024	0.001ND	No	34	n/a	n/a	94.12	n/a	n/a	0.001599	NP Intra (NDs) 1 of 2
Arsenic (mg/L)	GWC-19	0.0013	n/a	2/21/2024	0.001ND	No	34	n/a	n/a	94.12	n/a	n/a	0.001599	NP Intra (NDs) 1 of 2
Arsenic (mg/L)	GWC-20	0.001	n/a	2/20/2024	0.001ND	No	34	n/a	n/a	94.12	n/a	n/a	0.001599	NP Intra (NDs) 1 of 2
Arsenic (mg/L)	GWC-21	0.001	n/a	2/19/2024	0.001ND	No	34	n/a	n/a	94.12	n/a	n/a	0.001599	NP Intra (NDs) 1 of 2
Arsenic (mg/L)	GWC-22	0.001	n/a	2/14/2024	0.001ND	No	34	n/a	n/a	94.12	n/a	n/a	0.001599	NP Intra (NDs) 1 of 2
Arsenic (mg/L)	GWC-23	0.001	n/a	2/19/2024	0.001ND	No	34	n/a	n/a	94.12	n/a	n/a	0.001599	NP Intra (NDs) 1 of 2
Arsenic (mg/L)	GWC-24	0.001	n/a	2/22/2024	0.001ND	No	25	n/a	n/a	96	n/a	n/a	0.002832	NP Intra (NDs) 1 of 2
Arsenic (mg/L)	GWC-25	0.001	n/a	2/21/2024	0.001ND	No	33	n/a	n/a	90.91	n/a	n/a	0.001701	NP Intra (NDs) 1 of 2
Arsenic (mg/L)	GWC-26	0.001	n/a	2/20/2024	0.001ND	No	34	n/a	n/a	97.06	n/a	n/a	0.001599	NP Intra (NDs) 1 of 2
Arsenic (mg/L)	GWC-31	0.0012	n/a	2/21/2024	0.001ND	No	29	n/a	n/a	86.21	n/a	n/a	0.002172	NP Intra (NDs) 1 of 2
Arsenic (mg/L)	GWC-32	0.001	n/a	2/20/2024	0.001ND	No	34	n/a	n/a	94.12	n/a	n/a	0.001599	NP Intra (NDs) 1 of 2
Arsenic (mg/L)	GWC-33	0.0013	n/a	2/20/2024	0.001ND	No	33	n/a	n/a	96.97	n/a	n/a	0.001701	NP Intra (NDs) 1 of 2
Arsenic (mg/L)	GWC-34	0.0012	n/a	2/22/2024	0.001ND	No	34	n/a	n/a	94.12	n/a	n/a	0.001599	NP Intra (NDs) 1 of 2
Arsenic (mg/L)	GWC-35	0.001	n/a	2/22/2024	0.001ND	No	34	n/a	n/a	97.06	n/a	n/a	0.001599	NP Intra (NDs) 1 of 2
Arsenic (mg/L)	GWC-5	0.0014	n/a	2/14/2024	0.001ND	No	34	n/a	n/a	97.06	n/a	n/a	0.001599	NP Intra (NDs) 1 of 2
Arsenic (mg/L)	GWC-6	0.001	n/a	2/14/2024	0.001ND	No	34	n/a	n/a	97.06	n/a	n/a	0.001599	NP Intra (NDs) 1 of 2
Arsenic (mg/L)	GWC-7	0.0012	n/a	2/21/2024	0.001ND	No	34	n/a	n/a	91.18	n/a	n/a	0.001599	NP Intra (NDs) 1 of 2
Arsenic (mg/L)	GWC-8	0.001	n/a	2/21/2024	0.001ND	No	34	n/a	n/a	88.24	n/a	n/a	0.001599	NP Intra (NDs) 1 of 2
Arsenic (mg/L)	GWC-9	0.0011	n/a	2/19/2024	0.001ND	No	34	n/a	n/a	64.71	n/a	n/a	0.001599	NP Intra (NDs) 1 of 2
Barium (mg/L)	GWA-1	0.01375	n/a	2/13/2024	0.012	No	34	-4.578	0.112	0	None	ln(x)	0.0001135	Param Intra 1 of 2
Barium (mg/L)	GWA-2	0.02212	n/a	2/14/2024	0.014	No	34	0.01368	0.003243	0	None	No	0.0001135	Param Intra 1 of 2
Barium (mg/L)	GWA-28	0.01	n/a	2/14/2024	0.01ND	No	34	n/a	n/a	44.12	n/a	n/a	0.001599	NP Intra (normality) 1 of 2
Barium (mg/L)	GWA-29	0.01	n/a	2/14/2024	0.01ND	No	32	n/a	n/a	28.13	n/a	n/a	0.001803	NP Intra (normality) 1 of 2
Barium (mg/L)	GWA-3	0.11	n/a	n/a	1 future	n/a	20	n/a	n/a	0	n/a	n/a	0.004291	NP Intra (normality) 1 of 2
Barium (mg/L)	GWA-4	0.1923	n/a	2/14/2024	0.19	No	34	0.1217	0.02714	0	None	No	0.0001135	Param Intra 1 of 2
Barium (mg/L)	GWC-10	0.03663	n/a	2/20/2024	0.018	No	23	0.01955	0.006126	0	None	No	0.0001135	Param Intra 1 of 2
Barium (mg/L)	GWC-11	0.499	n/a	2/14/2024	0.16	No	34	0.2574	0.09282	0	None	No	0.0001135	Param Intra 1 of 2
Barium (mg/L)	GWC-12	0.03265	n/a	2/20/2024	0.027	No	34	0.01844	0.005459	0	None	No	0.0001135	Param Intra 1 of 2
Barium (mg/L)	GWC-13	0.005933	n/a	2/19/2024	0.0078J	No	34	0.05922	0.00684	0	None	sqrt(x)	0.0001135	Param Intra 1 of 2
Barium (mg/L)	GWC-14	0.3729	n/a	2/19/2024	0.23	No	22	0.1791	0.06885	0	None	No	0.0001135	Param Intra 1 of 2
Barium (mg/L)	GWC-15	0.01454	n/a	2/21/2024	0.0095J	No	34	0.009167	0.002063	0	None	No	0.0001135	Param Intra 1 of 2
Barium (mg/L)	GWC-16	0.02	n/a	2/21/2024	0.02	No	34	n/a	n/a	0	n/a	n/a	0.001599	NP Intra (normality) 1 of 2
Barium (mg/L)	**GWC-17**	**0.025**	**n/a**	**2/20/2024**	**0.027**	**Yes**	**34**	**n/a**	**n/a**	**0**	**n/a**	**n/a**	**0.001599**	**NP Intra (normality) 1 of 2**
Barium (mg/L)	GWC-18	0.0459	n/a	2/21/2024	0.045	No	34	0.03492	0.004218	0	None	No	0.0001135	Param Intra 1 of 2

Appendix I Intrawell Prediction Limits - All Results

Plant Wansley Client: Southern Company Data: Wansley Landfill Printed 8/13/2024, 11:04 AM

Constituent	Well	Upper Lim	Lower Lim	Date	Observ.	Sig.	Bg N	Bg Mean	Std. Dev.	%NDs	ND Adj.	Transform	Alpha	Method
Barium (mg/L)	GWC-19	0.1555	n/a	2/21/2024	0.15	No	34	0.07209	0.03205	2.941	None	No	0.0001135	Param Intra 1 of 2
Barium (mg/L)	GWC-20	0.03906	n/a	2/20/2024	0.037	No	34	0.03362	0.002091	0	None	No	0.0001135	Param Intra 1 of 2
Barium (mg/L)	GWC-21	0.08292	n/a	2/19/2024	0.049	No	34	0.1671	0.04645	0	None	sqrt(x)	0.0001135	Param Intra 1 of 2
Barium (mg/L)	GWC-22	0.02969	n/a	2/14/2024	0.027	No	34	0.02525	0.001707	0	None	No	0.0001135	Param Intra 1 of 2
Barium (mg/L)	GWC-23	0.01253	n/a	2/19/2024	0.0047J	No	34	-5.132	0.289	0	None	ln(x)	0.0001135	Param Intra 1 of 2
Barium (mg/L)	GWC-24	0.03269	n/a	2/22/2024	0.022	No	25	0.01511	0.006433	0	None	No	0.0001135	Param Intra 1 of 2
Barium (mg/L)	GWC-25	0.05722	n/a	2/21/2024	0.026	No	33	0.03161	0.009794	0	None	No	0.0001135	Param Intra 1 of 2
Barium (mg/L)	GWC-26	0.04274	n/a	2/20/2024	0.038	No	34	0.001167	0.0002535	0	None	x^2	0.0001135	Param Intra 1 of 2
Barium (mg/L)	GWC-27	0.02205	n/a	2/20/2024	0.013	No	34	0.01222	0.003777	0	None	No	0.0001135	Param Intra 1 of 2
Barium (mg/L)	GWC-30	0.013	n/a	2/21/2024	0.0089J	No	34	n/a	n/a	0	n/a	n/a	0.001599	NP Intra (normality) 1 of 2
Barium (mg/L)	GWC-31	0.009628	n/a	2/21/2024	0.0013J	No	29	0.05847	0.01488	6.897	None	sqrt(x)	0.0001135	Param Intra 1 of 2
Barium (mg/L)	GWC-32	0.01	n/a	2/20/2024	0.01ND	No	34	n/a	n/a	29.41	n/a	n/a	0.001599	NP Intra (normality) 1 of 2
Barium (mg/L)	GWC-33	0.01926	n/a	2/20/2024	0.0057J	No	33	0.08848	0.01924	3.03	None	sqrt(x)	0.0001135	Param Intra 1 of 2
Barium (mg/L)	**GWC-34**	**0.01504**	**n/a**	**2/22/2024**	**0.016**	**Yes**	**33**	**0.01166**	**0.001293**	**0**	**None**	**No**	**0.0001135**	**Param Intra 1 of 2**
Barium (mg/L)	**GWC-35**	**0.02298**	**n/a**	**2/22/2024**	**0.046**	**Yes**	**30**	**0.02009**	**0.001091**	**0**	**None**	**No**	**0.0001135**	**Param Intra 1 of 2**
Barium (mg/L)	GWC-5	0.03417	n/a	2/14/2024	0.032	No	34	0.02361	0.004056	0	None	No	0.0001135	Param Intra 1 of 2
Barium (mg/L)	GWC-6	0.07503	n/a	2/14/2024	0.06	No	34	0.05569	0.007428	0	None	No	0.0001135	Param Intra 1 of 2
Barium (mg/L)	GWC-7	0.1514	n/a	2/21/2024	0.066	No	34	0.08958	0.02375	0	None	No	0.0001135	Param Intra 1 of 2
Barium (mg/L)	GWC-8	0.123	n/a	2/21/2024	0.029	No	34	0.2362	0.044	0	None	sqrt(x)	0.0001135	Param Intra 1 of 2
Barium (mg/L)	GWC-9	0.2337	n/a	2/19/2024	0.072	No	34	0.1322	0.03898	0	None	No	0.0001135	Param Intra 1 of 2
Beryllium (mg/L)	GWA-1	0.0025	n/a	2/13/2024	0.0025ND	No	34	n/a	n/a	85.29	n/a	n/a	0.001599	NP Intra (NDs) 1 of 2
Beryllium (mg/L)	GWA-2	0.0025	n/a	2/14/2024	0.0025ND	No	34	n/a	n/a	91.18	n/a	n/a	0.001599	NP Intra (NDs) 1 of 2
Beryllium (mg/L)	GWA-28	0.0025	n/a	2/14/2024	0.00045J	No	34	n/a	n/a	29.41	n/a	n/a	0.001599	NP Intra (normality) 1 of 2
Beryllium (mg/L)	GWA-29	0.002864	n/a	2/14/2024	0.0018J	No	32	0.000004138	0.000001549	6.25	None	x^2	0.0001135	Param Intra 1 of 2
Beryllium (mg/L)	GWA-3	0.0025	n/a	n/a	1 future	n/a	20	n/a	n/a	95	n/a	n/a	0.004291	NP Intra (NDs) 1 of 2
Beryllium (mg/L)	GWC-11	0.0025	n/a	2/14/2024	0.0025ND	No	34	n/a	n/a	91.18	n/a	n/a	0.001599	NP Intra (NDs) 1 of 2
Beryllium (mg/L)	GWC-12	0.0025	n/a	2/20/2024	0.0025ND	No	34	n/a	n/a	94.12	n/a	n/a	0.001599	NP Intra (NDs) 1 of 2
Beryllium (mg/L)	GWC-14	0.0025	n/a	2/19/2024	0.00034J	No	34	n/a	n/a	47.06	n/a	n/a	0.001599	NP Intra (normality) 1 of 2
Beryllium (mg/L)	GWC-15	0.0025	n/a	2/21/2024	0.0025ND	No	34	n/a	n/a	97.06	n/a	n/a	0.001599	NP Intra (NDs) 1 of 2
Beryllium (mg/L)	GWC-16	0.0025	n/a	2/21/2024	0.0025ND	No	34	n/a	n/a	94.12	n/a	n/a	0.001599	NP Intra (NDs) 1 of 2
Beryllium (mg/L)	GWC-17	0.0025	n/a	2/20/2024	0.0025ND	No	34	n/a	n/a	97.06	n/a	n/a	0.001599	NP Intra (NDs) 1 of 2
Beryllium (mg/L)	GWC-18	0.0025	n/a	2/21/2024	0.0025ND	No	34	n/a	n/a	97.06	n/a	n/a	0.001599	NP Intra (NDs) 1 of 2
Beryllium (mg/L)	GWC-19	0.0025	n/a	2/21/2024	0.0002J	No	34	n/a	n/a	91.18	n/a	n/a	0.001599	NP Intra (NDs) 1 of 2
Beryllium (mg/L)	GWC-20	0.0025	n/a	2/20/2024	0.0025ND	No	34	n/a	n/a	97.06	n/a	n/a	0.001599	NP Intra (NDs) 1 of 2
Beryllium (mg/L)	GWC-21	0.0025	n/a	2/19/2024	0.0025ND	No	34	n/a	n/a	94.12	n/a	n/a	0.001599	NP Intra (NDs) 1 of 2
Beryllium (mg/L)	GWC-22	0.0025	n/a	2/14/2024	0.0025ND	No	34	n/a	n/a	91.18	n/a	n/a	0.001599	NP Intra (NDs) 1 of 2
Beryllium (mg/L)	GWC-23	0.0025	n/a	2/19/2024	0.0025ND	No	34	n/a	n/a	94.12	n/a	n/a	0.001599	NP Intra (NDs) 1 of 2
Beryllium (mg/L)	GWC-24	0.0025	n/a	2/22/2024	0.0025ND	No	25	n/a	n/a	76	n/a	n/a	0.002832	NP Intra (NDs) 1 of 2
Beryllium (mg/L)	GWC-25	0.0025	n/a	2/21/2024	0.0025ND	No	33	n/a	n/a	93.94	n/a	n/a	0.001701	NP Intra (NDs) 1 of 2
Beryllium (mg/L)	GWC-26	0.0025	n/a	2/20/2024	0.0025ND	No	34	n/a	n/a	94.12	n/a	n/a	0.001599	NP Intra (NDs) 1 of 2
Beryllium (mg/L)	GWC-27	0.0066	n/a	2/20/2024	0.0038	No	34	n/a	n/a	8.824	n/a	n/a	0.001599	NP Intra (normality) 1 of 2
Beryllium (mg/L)	GWC-30	0.0025	n/a	2/21/2024	0.0025ND	No	34	n/a	n/a	97.06	n/a	n/a	0.001599	NP Intra (NDs) 1 of 2
Beryllium (mg/L)	GWC-31	0.003	n/a	2/21/2024	0.00029J	No	29	n/a	n/a	20.69	n/a	n/a	0.002172	NP Intra (normality) 1 of 2
Beryllium (mg/L)	GWC-32	0.002008	n/a	2/20/2024	0.0015J	No	35	0.000989	0.0003931	20	Kaplan-Meier	No	0.0001135	Param Intra 1 of 2
Beryllium (mg/L)	GWC-33	0.0025	n/a	2/20/2024	0.00029J	No	33	n/a	n/a	33.33	n/a	n/a	0.001701	NP Intra (normality) 1 of 2
Beryllium (mg/L)	GWC-34	0.0025	n/a	2/22/2024	0.0025ND	No	34	n/a	n/a	88.24	n/a	n/a	0.001599	NP Intra (NDs) 1 of 2
Beryllium (mg/L)	GWC-35	0.0025	n/a	2/22/2024	0.0025ND	No	34	n/a	n/a	88.24	n/a	n/a	0.001599	NP Intra (NDs) 1 of 2
Beryllium (mg/L)	GWC-6	0.0025	n/a	2/14/2024	0.0025ND	No	34	n/a	n/a	97.06	n/a	n/a	0.001599	NP Intra (NDs) 1 of 2
Beryllium (mg/L)	GWC-8	0.0025	n/a	2/21/2024	0.0025ND	No	34	n/a	n/a	94.12	n/a	n/a	0.001599	NP Intra (NDs) 1 of 2
Beryllium (mg/L)	GWC-9	0.0025	n/a	2/19/2024	0.00024J	No	34	n/a	n/a	76.47	n/a	n/a	0.001599	NP Intra (NDs) 1 of 2
Cadmium (mg/L)	GWA-1	0.0025	n/a	2/13/2024	0.0025ND	No	34	n/a	n/a	94.12	n/a	n/a	0.001599	NP Intra (NDs) 1 of 2
Cadmium (mg/L)	GWA-28	0.0025	n/a	2/14/2024	0.0025ND	No	34	n/a	n/a	97.06	n/a	n/a	0.001599	NP Intra (NDs) 1 of 2
Cadmium (mg/L)	GWA-29	0.0025	n/a	2/14/2024	0.0025ND	No	32	n/a	n/a	93.75	n/a	n/a	0.001803	NP Intra (NDs) 1 of 2
Cadmium (mg/L)	GWA-3	0.0025	n/a	n/a	1 future	n/a	20	n/a	n/a	65	n/a	n/a	0.004291	NP Intra (NDs) 1 of 2
Cadmium (mg/L)	GWC-10	0.0025	n/a	2/20/2024	0.00008J	No	23	n/a	n/a	100	n/a	n/a	0.003415	NP Intra (NDs) 1 of 2
Cadmium (mg/L)	GWC-11	0.0025	n/a	2/14/2024	0.0025ND	No	34	n/a	n/a	91.18	n/a	n/a	0.001599	NP Intra (NDs) 1 of 2
Cadmium (mg/L)	GWC-13	0.0025	n/a	2/19/2024	0.00026J	No	34	n/a	n/a	97.06	n/a	n/a	0.001599	NP Intra (NDs) 1 of 2
Cadmium (mg/L)	GWC-14	0.0025	n/a	2/19/2024	0.0001J	No	34	n/a	n/a	58.82	n/a	n/a	0.001599	NP Intra (NDs) 1 of 2
Cadmium (mg/L)	GWC-17	0.0025	n/a	2/20/2024	0.00026J	No	34	n/a	n/a	100	n/a	n/a	0.001599	NP Intra (NDs) 1 of 2
Cadmium (mg/L)	GWC-19	0.0025	n/a	2/21/2024	0.0025ND	No	34	n/a	n/a	97.06	n/a	n/a	0.001599	NP Intra (NDs) 1 of 2
Cadmium (mg/L)	GWC-21	0.0025	n/a	2/19/2024	0.0025ND	No	34	n/a	n/a	82.35	n/a	n/a	0.001599	NP Intra (NDs) 1 of 2
Cadmium (mg/L)	GWC-22	0.0025	n/a	2/14/2024	0.00024J	No	34	n/a	n/a	88.24	n/a	n/a	0.001599	NP Intra (NDs) 1 of 2
Cadmium (mg/L)	GWC-24	0.0025	n/a	2/22/2024	0.0025ND	No	25	n/a	n/a	88	n/a	n/a	0.002832	NP Intra (NDs) 1 of 2
Cadmium (mg/L)	GWC-25	0.0025	n/a	2/21/2024	0.0025ND	No	33	n/a	n/a	96.97	n/a	n/a	0.001701	NP Intra (NDs) 1 of 2
Cadmium (mg/L)	GWC-31	0.0025	n/a	2/21/2024	0.0025ND	No	29	n/a	n/a	96.55	n/a	n/a	0.002172	NP Intra (NDs) 1 of 2
Cadmium (mg/L)	GWC-34	0.0025	n/a	2/22/2024	0.0002J	No	34	n/a	n/a	94.12	n/a	n/a	0.001599	NP Intra (NDs) 1 of 2
Cadmium (mg/L)	GWC-5	0.0025	n/a	2/14/2024	0.0001J	No	34	n/a	n/a	100	n/a	n/a	0.001599	NP Intra (NDs) 1 of 2
Cadmium (mg/L)	GWC-7	0.0025	n/a	2/21/2024	0.0025ND	No	34	n/a	n/a	97.06	n/a	n/a	0.001599	NP Intra (NDs) 1 of 2

Appendix I Intrawell Prediction Limits - All Results

Plant Wansley Client: Southern Company Data: Wansley Landfill Printed 8/13/2024, 11:04 AM

Constituent	Well	Upper Lim	Lower Lim	Date	Observ.	Sig.	Bg N	Bg Mean	Std. Dev.	%NDs	ND Adj.	Transform	Alpha	Method
Cadmium (mg/L)	GWC-8	0.0025	n/a	2/21/2024	0.0025ND	No	34	n/a	n/a	97.06	n/a	n/a	0.001599	NP Intra (NDs) 1 of 2
Cadmium (mg/L)	GWC-9	0.0025	n/a	2/19/2024	0.0025ND	No	34	n/a	n/a	97.06	n/a	n/a	0.001599	NP Intra (NDs) 1 of 2
Chromium (mg/L)	GWA-1	0.0042	n/a	2/13/2024	0.002ND	No	34	n/a	n/a	88.24	n/a	n/a	0.001599	NP Intra (NDs) 1 of 2
Chromium (mg/L)	GWA-2	0.0022	n/a	2/14/2024	0.002ND	No	34	n/a	n/a	85.29	n/a	n/a	0.001599	NP Intra (NDs) 1 of 2
Chromium (mg/L)	GWA-28	0.0044	n/a	2/14/2024	0.002ND	No	33	n/a	n/a	81.82	n/a	n/a	0.001701	NP Intra (NDs) 1 of 2
Chromium (mg/L)	GWA-29	0.003	n/a	2/14/2024	0.002ND	No	30	n/a	n/a	83.33	n/a	n/a	0.002008	NP Intra (NDs) 1 of 2
Chromium (mg/L)	GWA-3	0.0027	n/a	n/a	1 future	n/a	20	n/a	n/a	80	n/a	n/a	0.004291	NP Intra (NDs) 1 of 2
Chromium (mg/L)	GWA-4	0.0022	n/a	2/14/2024	0.002ND	No	34	n/a	n/a	88.24	n/a	n/a	0.001599	NP Intra (NDs) 1 of 2
Chromium (mg/L)	GWC-10	0.0029	n/a	2/20/2024	0.002ND	No	23	n/a	n/a	82.61	n/a	n/a	0.003415	NP Intra (NDs) 1 of 2
Chromium (mg/L)	GWC-11	0.005	n/a	2/14/2024	0.0024	No	34	n/a	n/a	11.76	n/a	n/a	0.001599	NP Intra (normality) 1 of 2
Chromium (mg/L)	GWC-12	0.0023	n/a	2/20/2024	0.002ND	No	34	n/a	n/a	88.24	n/a	n/a	0.001599	NP Intra (NDs) 1 of 2
Chromium (mg/L)	GWC-13	0.0027	n/a	2/19/2024	0.002ND	No	34	n/a	n/a	88.24	n/a	n/a	0.001599	NP Intra (NDs) 1 of 2
Chromium (mg/L)	GWC-14	0.0023	n/a	2/19/2024	0.002ND	No	34	n/a	n/a	91.18	n/a	n/a	0.001599	NP Intra (NDs) 1 of 2
Chromium (mg/L)	GWC-15	0.0022	n/a	2/21/2024	0.002ND	No	34	n/a	n/a	94.12	n/a	n/a	0.001599	NP Intra (NDs) 1 of 2
Chromium (mg/L)	GWC-16	0.0045	n/a	2/21/2024	0.0013J	No	34	n/a	n/a	5.882	n/a	n/a	0.001599	NP Intra (normality) 1 of 2
Chromium (mg/L)	GWC-17	0.0042	n/a	2/20/2024	0.002ND	No	34	n/a	n/a	91.18	n/a	n/a	0.001599	NP Intra (NDs) 1 of 2
Chromium (mg/L)	GWC-18	0.0022	n/a	2/21/2024	0.002ND	No	34	n/a	n/a	88.24	n/a	n/a	0.001599	NP Intra (NDs) 1 of 2
Chromium (mg/L)	GWC-19	0.0024	n/a	2/21/2024	0.002ND	No	34	n/a	n/a	91.18	n/a	n/a	0.001599	NP Intra (NDs) 1 of 2
Chromium (mg/L)	GWC-20	0.0027	n/a	2/20/2024	0.002ND	No	34	n/a	n/a	82.35	n/a	n/a	0.001599	NP Intra (NDs) 1 of 2
Chromium (mg/L)	GWC-21	0.0022	n/a	2/19/2024	0.002ND	No	34	n/a	n/a	88.24	n/a	n/a	0.001599	NP Intra (NDs) 1 of 2
Chromium (mg/L)	GWC-22	0.003	n/a	2/14/2024	0.0014J	No	34	n/a	n/a	61.76	n/a	n/a	0.001599	NP Intra (NDs) 1 of 2
Chromium (mg/L)	GWC-23	0.0024	n/a	2/19/2024	0.002ND	No	34	n/a	n/a	76.47	n/a	n/a	0.001599	NP Intra (NDs) 1 of 2
Chromium (mg/L)	GWC-24	0.0027	n/a	2/22/2024	0.002ND	No	25	n/a	n/a	84	n/a	n/a	0.002832	NP Intra (NDs) 1 of 2
Chromium (mg/L)	GWC-25	0.0043	n/a	2/21/2024	0.002ND	No	31	n/a	n/a	70.97	n/a	n/a	0.001905	NP Intra (NDs) 1 of 2
Chromium (mg/L)	GWC-26	0.0033	n/a	2/20/2024	0.002ND	No	34	n/a	n/a	88.24	n/a	n/a	0.001599	NP Intra (NDs) 1 of 2
Chromium (mg/L)	GWC-27	0.0024	n/a	2/20/2024	0.0014J	No	34	n/a	n/a	91.18	n/a	n/a	0.001599	NP Intra (NDs) 1 of 2
Chromium (mg/L)	GWC-30	0.0025	n/a	2/21/2024	0.002ND	No	34	n/a	n/a	85.29	n/a	n/a	0.001599	NP Intra (NDs) 1 of 2
Chromium (mg/L)	GWC-31	0.012	n/a	2/21/2024	0.002ND	No	29	n/a	n/a	24.14	n/a	n/a	0.002172	NP Intra (normality) 1 of 2
Chromium (mg/L)	GWC-32	0.0024	n/a	2/20/2024	0.0019J	No	33	n/a	n/a	90.91	n/a	n/a	0.001701	NP Intra (NDs) 1 of 2
Chromium (mg/L)	GWC-33	0.0034	n/a	2/20/2024	0.0025	No	33	n/a	n/a	69.7	n/a	n/a	0.001701	NP Intra (NDs) 1 of 2
Chromium (mg/L)	GWC-34	0.0034	n/a	2/22/2024	0.002ND	No	34	n/a	n/a	91.18	n/a	n/a	0.001599	NP Intra (NDs) 1 of 2
Chromium (mg/L)	GWC-35	0.0026	n/a	2/22/2024	0.002ND	No	34	n/a	n/a	91.18	n/a	n/a	0.001599	NP Intra (NDs) 1 of 2
Chromium (mg/L)	GWC-5	0.0033	n/a	2/14/2024	0.0012J	No	33	n/a	n/a	69.7	n/a	n/a	0.001701	NP Intra (NDs) 1 of 2
Chromium (mg/L)	GWC-6	0.0049	n/a	2/14/2024	0.002ND	No	34	n/a	n/a	88.24	n/a	n/a	0.001599	NP Intra (NDs) 1 of 2
Chromium (mg/L)	GWC-7	0.0021	n/a	2/21/2024	0.002ND	No	34	n/a	n/a	91.18	n/a	n/a	0.001599	NP Intra (NDs) 1 of 2
Chromium (mg/L)	GWC-8	0.0027	n/a	2/21/2024	0.002ND	No	34	n/a	n/a	88.24	n/a	n/a	0.001599	NP Intra (NDs) 1 of 2
Chromium (mg/L)	GWC-9	0.0048	n/a	2/19/2024	0.0015J	No	33	n/a	n/a	39.39	n/a	n/a	0.001701	NP Intra (normality) 1 of 2
Cobalt (mg/L)	GWA-1	0.0025	n/a	2/13/2024	0.00041J	No	34	n/a	n/a	70.59	n/a	n/a	0.001599	NP Intra (NDs) 1 of 2
Cobalt (mg/L)	GWA-2	0.0025	n/a	2/14/2024	0.0025ND	No	34	n/a	n/a	64.71	n/a	n/a	0.001599	NP Intra (NDs) 1 of 2
Cobalt (mg/L)	GWA-29	0.0025	n/a	2/14/2024	0.0025ND	No	32	n/a	n/a	93.75	n/a	n/a	0.001803	NP Intra (NDs) 1 of 2
Cobalt (mg/L)	GWA-3	0.0028	n/a	n/a	1 future	n/a	20	n/a	n/a	40	n/a	n/a	0.004291	NP Intra (normality) 1 of 2
Cobalt (mg/L)	GWA-4	0.01436	n/a	2/14/2024	0.0028	No	34	0.07138	0.01861	5.882	None	sqrt(x)	0.0001135	Param Intra 1 of 2
Cobalt (mg/L)	GWC-10	0.01294	n/a	2/20/2024	0.0034	No	23	0.005075	0.002823	0	None	No	0.0001135	Param Intra 1 of 2
Cobalt (mg/L)	GWC-11	0.005736	n/a	2/14/2024	0.0013J	No	11	0.002085	0.001017	0	None	No	0.0001135	Param Intra 1 of 2
Cobalt (mg/L)	GWC-12	0.0043	n/a	2/20/2024	0.00039J	No	34	n/a	n/a	70.59	n/a	n/a	0.001599	NP Intra (NDs) 1 of 2
Cobalt (mg/L)	GWC-14	0.4713	n/a	2/19/2024	0.32	No	23	0.1585	0.1122	0	None	No	0.0001135	Param Intra 1 of 2
Cobalt (mg/L)	GWC-15	0.0025	n/a	2/21/2024	0.0025ND	No	34	n/a	n/a	67.65	n/a	n/a	0.001599	NP Intra (NDs) 1 of 2
Cobalt (mg/L)	GWC-16	0.0025	n/a	2/21/2024	0.0025ND	No	33	n/a	n/a	96.97	n/a	n/a	0.001701	NP Intra (NDs) 1 of 2
Cobalt (mg/L)	GWC-17	0.0025	n/a	2/20/2024	0.00034J	No	34	n/a	n/a	100	n/a	n/a	0.001599	NP Intra (NDs) 1 of 2
Cobalt (mg/L)	GWC-19	0.0042	n/a	2/21/2024	0.0003J	No	33	n/a	n/a	33.33	n/a	n/a	0.001701	NP Intra (normality) 1 of 2
Cobalt (mg/L)	GWC-20	0.0025	n/a	2/20/2024	0.0025ND	No	34	n/a	n/a	82.35	n/a	n/a	0.001599	NP Intra (NDs) 1 of 2
Cobalt (mg/L)	GWC-21	0.005768	n/a	2/19/2024	0.0025	No	34	0.002142	0.001393	20.59	Kaplan-Meier	No	0.0001135	Param Intra 1 of 2
Cobalt (mg/L)	GWC-22	0.0025	n/a	2/14/2024	0.0025ND	No	34	n/a	n/a	94.12	n/a	n/a	0.001599	NP Intra (NDs) 1 of 2
Cobalt (mg/L)	GWC-23	0.0027	n/a	2/19/2024	0.0025ND	No	32	n/a	n/a	62.5	n/a	n/a	0.001803	NP Intra (NDs) 1 of 2
Cobalt (mg/L)	GWC-24	0.008558	n/a	2/22/2024	0.0045	No	25	-6.433	0.612	8	None	ln(x)	0.0001135	Param Intra 1 of 2
Cobalt (mg/L)	GWC-25	0.05348	n/a	2/21/2024	0.0035	No	33	0.09557	0.0519	6.061	None	sqrt(x)	0.0001135	Param Intra 1 of 2
Cobalt (mg/L)	GWC-26	0.0025	n/a	2/20/2024	0.0025ND	No	34	n/a	n/a	79.41	n/a	n/a	0.001599	NP Intra (NDs) 1 of 2
Cobalt (mg/L)	GWC-27	0.004425	n/a	2/20/2024	0.001J	No	34	0.002216	0.0008486	11.76	None	No	0.0001135	Param Intra 1 of 2
Cobalt (mg/L)	GWC-31	0.0025	n/a	2/21/2024	0.0025ND	No	29	n/a	n/a	82.76	n/a	n/a	0.002172	NP Intra (NDs) 1 of 2
Cobalt (mg/L)	GWC-32	0.0025	n/a	2/20/2024	0.0025ND	No	34	n/a	n/a	64.71	n/a	n/a	0.001599	NP Intra (NDs) 1 of 2
Cobalt (mg/L)	GWC-33	0.004692	n/a	2/20/2024	0.0025ND	No	29	0.001515	0.001192	27.59	Kaplan-Meier	No	0.0001135	Param Intra 1 of 2
Cobalt (mg/L)	GWC-34	0.0025	n/a	2/22/2024	0.0025ND	No	33	n/a	n/a	93.94	n/a	n/a	0.001701	NP Intra (NDs) 1 of 2
Cobalt (mg/L)	GWC-35	0.0025	n/a	2/22/2024	0.00032J	No	34	n/a	n/a	47.06	n/a	n/a	0.001599	NP Intra (normality) 1 of 2
Cobalt (mg/L)	GWC-5	0.01107	n/a	2/14/2024	0.0041	No	16	0.00468	0.002091	0	None	No	0.0001135	Param Intra 1 of 2
Cobalt (mg/L)	GWC-6	0.02021	n/a	2/14/2024	0.0078	No	32	0.01309	0.002714	0	None	No	0.0001135	Param Intra 1 of 2
Cobalt (mg/L)	GWC-7	0.01483	n/a	2/21/2024	0.00076J	No	26	0.05559	0.02438	0	None	sqrt(x)	0.0001135	Param Intra 1 of 2
Cobalt (mg/L)	GWC-8	0.07722	n/a	2/21/2024	0.0017J	No	32	0.02922	0.01829	0	None	No	0.0001135	Param Intra 1 of 2
Cobalt (mg/L)	GWC-9	0.15	n/a	2/19/2024	0.022	No	33	n/a	n/a	3.03	n/a	n/a	0.001701	NP Intra (normality) 1 of 2

Appendix I Intrawell Prediction Limits - All Results

Plant Wansley Client: Southern Company Data: Wansley Landfill Printed 8/13/2024, 11:04 AM

Constituent	Well	Upper Lim	Lower Lim	Date	Observ.	Sig.	Bg N	Bg Mean	Std. Dev.	%NDs	ND Adj.	Transform	Alpha	Method
Copper (mg/L)	GWA-2	0.002	n/a	2/14/2024	0.002ND	No	27	n/a	n/a	74.07	n/a	n/a	0.002502	NP Intra (NDs) 1 of 2
Copper (mg/L)	GWA-28	0.002	n/a	2/14/2024	0.002ND	No	27	n/a	n/a	96.3	n/a	n/a	0.002502	NP Intra (NDs) 1 of 2
Copper (mg/L)	GWA-29	0.018	n/a	2/14/2024	0.0043	No	27	n/a	n/a	11.11	n/a	n/a	0.002502	NP Intra (normality) 1 of 2
Copper (mg/L)	GWA-3	0.004756	n/a	n/a	1 future	n/a	16	0.04541	0.007707	31.25	Kaplan-Meier	sqrt(x)	0.0001135	Param Intra 1 of 2
Copper (mg/L)	GWC-10	0.002	n/a	2/20/2024	0.002ND	No	15	n/a	n/a	86.67	n/a	n/a	0.007533	NP Intra (NDs) 1 of 2
Copper (mg/L)	GWC-11	0.0034	n/a	2/14/2024	0.002ND	No	27	n/a	n/a	85.19	n/a	n/a	0.002502	NP Intra (NDs) 1 of 2
Copper (mg/L)	GWC-12	0.002	n/a	2/20/2024	0.002ND	No	27	n/a	n/a	96.3	n/a	n/a	0.002502	NP Intra (NDs) 1 of 2
Copper (mg/L)	GWC-13	0.0021	n/a	2/19/2024	0.002ND	No	27	n/a	n/a	92.59	n/a	n/a	0.002502	NP Intra (NDs) 1 of 2
Copper (mg/L)	GWC-14	0.002	n/a	2/19/2024	0.002ND	No	26	n/a	n/a	88.46	n/a	n/a	0.002667	NP Intra (NDs) 1 of 2
Copper (mg/L)	GWC-15	0.003	n/a	2/21/2024	0.002ND	No	27	n/a	n/a	96.3	n/a	n/a	0.002502	NP Intra (NDs) 1 of 2
Copper (mg/L)	GWC-16	0.002	n/a	2/21/2024	0.002ND	No	27	n/a	n/a	96.3	n/a	n/a	0.002502	NP Intra (NDs) 1 of 2
Copper (mg/L)	GWC-17	0.002	n/a	2/20/2024	0.002ND	No	27	n/a	n/a	92.59	n/a	n/a	0.002502	NP Intra (NDs) 1 of 2
Copper (mg/L)	GWC-19	0.002	n/a	2/21/2024	0.002ND	No	27	n/a	n/a	96.3	n/a	n/a	0.002502	NP Intra (NDs) 1 of 2
Copper (mg/L)	GWC-20	0.0025	n/a	2/20/2024	0.002ND	No	26	n/a	n/a	92.31	n/a	n/a	0.002667	NP Intra (NDs) 1 of 2
Copper (mg/L)	GWC-21	0.002	n/a	2/19/2024	0.002ND	No	27	n/a	n/a	96.3	n/a	n/a	0.002502	NP Intra (NDs) 1 of 2
Copper (mg/L)	GWC-22	0.0024	n/a	2/14/2024	0.002ND	No	27	n/a	n/a	92.59	n/a	n/a	0.002502	NP Intra (NDs) 1 of 2
Copper (mg/L)	GWC-23	0.002	n/a	2/19/2024	0.002ND	No	27	n/a	n/a	81.48	n/a	n/a	0.002502	NP Intra (NDs) 1 of 2
Copper (mg/L)	GWC-24	0.0028	n/a	2/22/2024	0.002ND	No	18	n/a	n/a	50	n/a	n/a	0.005373	NP Intra (normality) 1 of 2
Copper (mg/L)	GWC-25	0.0034	n/a	2/21/2024	0.002ND	No	26	n/a	n/a	53.85	n/a	n/a	0.002667	NP Intra (NDs) 1 of 2
Copper (mg/L)	GWC-26	0.0027	n/a	2/20/2024	0.002ND	No	27	n/a	n/a	74.07	n/a	n/a	0.002502	NP Intra (NDs) 1 of 2
Copper (mg/L)	GWC-27	0.002	n/a	2/20/2024	0.002ND	No	26	n/a	n/a	88.46	n/a	n/a	0.002667	NP Intra (NDs) 1 of 2
Copper (mg/L)	GWC-31	0.008593	n/a	2/21/2024	0.0013J	No	24	0.1282	0.02776	37.5	Kaplan-Meier	x^(1/3)	0.0001135	Param Intra 1 of 2
Copper (mg/L)	GWC-33	0.002	n/a	2/20/2024	0.002ND	No	26	n/a	n/a	92.31	n/a	n/a	0.002667	NP Intra (NDs) 1 of 2
Copper (mg/L)	**GWC-34**	**0.002**	**n/a**	**2/22/2024**	**0.0023**	**Yes**	**27**	**n/a**	**n/a**	**96.3**	**n/a**	**n/a**	**0.002502**	**NP Intra (NDs) 1 of 2**
Copper (mg/L)	GWC-35	0.002	n/a	2/22/2024	0.002ND	No	27	n/a	n/a	81.48	n/a	n/a	0.002502	NP Intra (NDs) 1 of 2
Copper (mg/L)	GWC-5	0.002	n/a	2/14/2024	0.0012J	No	27	n/a	n/a	88.89	n/a	n/a	0.002502	NP Intra (NDs) 1 of 2
Copper (mg/L)	GWC-6	0.0031	n/a	2/14/2024	0.002ND	No	27	n/a	n/a	92.59	n/a	n/a	0.002502	NP Intra (NDs) 1 of 2
Copper (mg/L)	GWC-8	0.0035	n/a	2/21/2024	0.0028	No	27	n/a	n/a	51.85	n/a	n/a	0.002502	NP Intra (NDs) 1 of 2
Copper (mg/L)	GWC-9	0.0026	n/a	2/19/2024	0.0012J	No	27	n/a	n/a	85.19	n/a	n/a	0.002502	NP Intra (NDs) 1 of 2
Lead (mg/L)	**GWA-2**	**0.001**	**n/a**	**2/14/2024**	**0.0012**	**Yes**	**34**	**n/a**	**n/a**	**94.12**	**n/a**	**n/a**	**0.001599**	**NP Intra (NDs) 1 of 2**
Lead (mg/L)	GWA-28	0.001	n/a	2/14/2024	0.001ND	No	34	n/a	n/a	97.06	n/a	n/a	0.001599	NP Intra (NDs) 1 of 2
Lead (mg/L)	GWA-29	0.001	n/a	2/14/2024	0.00021J	No	32	n/a	n/a	84.38	n/a	n/a	0.001803	NP Intra (NDs) 1 of 2
Lead (mg/L)	GWA-3	0.002	n/a	n/a	1 future	n/a	20	n/a	n/a	80	n/a	n/a	0.004291	NP Intra (NDs) 1 of 2
Lead (mg/L)	GWA-4	0.001	n/a	2/14/2024	0.001ND	No	34	n/a	n/a	97.06	n/a	n/a	0.001599	NP Intra (NDs) 1 of 2
Lead (mg/L)	GWC-10	0.0022	n/a	2/20/2024	0.001ND	No	24	n/a	n/a	75	n/a	n/a	0.003124	NP Intra (NDs) 1 of 2
Lead (mg/L)	GWC-11	0.001	n/a	2/14/2024	0.001ND	No	34	n/a	n/a	91.18	n/a	n/a	0.001599	NP Intra (NDs) 1 of 2
Lead (mg/L)	GWC-12	0.001	n/a	2/20/2024	0.001ND	No	34	n/a	n/a	97.06	n/a	n/a	0.001599	NP Intra (NDs) 1 of 2
Lead (mg/L)	GWC-13	0.001	n/a	2/19/2024	0.001ND	No	34	n/a	n/a	97.06	n/a	n/a	0.001599	NP Intra (NDs) 1 of 2
Lead (mg/L)	GWC-15	0.001	n/a	2/21/2024	0.001ND	No	34	n/a	n/a	94.12	n/a	n/a	0.001599	NP Intra (NDs) 1 of 2
Lead (mg/L)	GWC-16	0.001	n/a	2/21/2024	0.001ND	No	34	n/a	n/a	97.06	n/a	n/a	0.001599	NP Intra (NDs) 1 of 2
Lead (mg/L)	GWC-17	0.001	n/a	2/20/2024	0.001ND	No	34	n/a	n/a	94.12	n/a	n/a	0.001599	NP Intra (NDs) 1 of 2
Lead (mg/L)	GWC-18	0.001	n/a	2/21/2024	0.001ND	No	33	n/a	n/a	93.94	n/a	n/a	0.001701	NP Intra (NDs) 1 of 2
Lead (mg/L)	GWC-19	0.0013	n/a	2/21/2024	0.001ND	No	34	n/a	n/a	85.29	n/a	n/a	0.001599	NP Intra (NDs) 1 of 2
Lead (mg/L)	GWC-20	0.001	n/a	2/20/2024	0.001ND	No	33	n/a	n/a	93.94	n/a	n/a	0.001701	NP Intra (NDs) 1 of 2
Lead (mg/L)	GWC-21	0.001	n/a	2/19/2024	0.001ND	No	34	n/a	n/a	91.18	n/a	n/a	0.001599	NP Intra (NDs) 1 of 2
Lead (mg/L)	GWC-22	0.001	n/a	2/14/2024	0.001ND	No	34	n/a	n/a	94.12	n/a	n/a	0.001599	NP Intra (NDs) 1 of 2
Lead (mg/L)	GWC-23	0.001	n/a	2/19/2024	0.00034J	No	34	n/a	n/a	88.24	n/a	n/a	0.001599	NP Intra (NDs) 1 of 2
Lead (mg/L)	GWC-24	0.0015	n/a	2/22/2024	0.00039J	No	25	n/a	n/a	76	n/a	n/a	0.002832	NP Intra (NDs) 1 of 2
Lead (mg/L)	GWC-25	0.001	n/a	2/21/2024	0.001ND	No	32	n/a	n/a	81.25	n/a	n/a	0.001803	NP Intra (NDs) 1 of 2
Lead (mg/L)	GWC-26	0.0015	n/a	2/20/2024	0.001ND	No	34	n/a	n/a	91.18	n/a	n/a	0.001599	NP Intra (NDs) 1 of 2
Lead (mg/L)	GWC-27	0.001	n/a	2/20/2024	0.001ND	No	34	n/a	n/a	85.29	n/a	n/a	0.001599	NP Intra (NDs) 1 of 2
Lead (mg/L)	GWC-30	0.001	n/a	2/21/2024	0.001ND	No	34	n/a	n/a	97.06	n/a	n/a	0.001599	NP Intra (NDs) 1 of 2
Lead (mg/L)	GWC-31	0.0013	n/a	2/21/2024	0.00071J	No	29	n/a	n/a	48.28	n/a	n/a	0.002172	NP Intra (normality) 1 of 2
Lead (mg/L)	GWC-33	0.001	n/a	2/20/2024	0.001ND	No	33	n/a	n/a	87.88	n/a	n/a	0.001701	NP Intra (NDs) 1 of 2
Lead (mg/L)	GWC-34	0.001	n/a	2/22/2024	0.001ND	No	34	n/a	n/a	94.12	n/a	n/a	0.001599	NP Intra (NDs) 1 of 2
Lead (mg/L)	GWC-5	0.001	n/a	2/14/2024	0.001ND	No	34	n/a	n/a	97.06	n/a	n/a	0.001599	NP Intra (NDs) 1 of 2
Lead (mg/L)	GWC-7	0.001	n/a	2/21/2024	0.001ND	No	34	n/a	n/a	97.06	n/a	n/a	0.001599	NP Intra (NDs) 1 of 2
Lead (mg/L)	GWC-8	0.001	n/a	2/21/2024	0.001ND	No	34	n/a	n/a	91.18	n/a	n/a	0.001599	NP Intra (NDs) 1 of 2
Lead (mg/L)	GWC-9	0.001	n/a	2/19/2024	0.001ND	No	34	n/a	n/a	97.06	n/a	n/a	0.001599	NP Intra (NDs) 1 of 2
Mercury (mg/L)	GWA-1	0.0002	n/a	2/13/2024	0.0002ND	No	34	n/a	n/a	94.12	n/a	n/a	0.001599	NP Intra (NDs) 1 of 2
Mercury (mg/L)	GWA-2	0.0002	n/a	2/14/2024	0.0002ND	No	34	n/a	n/a	94.12	n/a	n/a	0.001599	NP Intra (NDs) 1 of 2
Mercury (mg/L)	GWA-28	0.0002	n/a	2/14/2024	0.0002ND	No	34	n/a	n/a	94.12	n/a	n/a	0.001599	NP Intra (NDs) 1 of 2
Mercury (mg/L)	GWA-29	0.00021	n/a	2/14/2024	0.0002ND	No	32	n/a	n/a	96.88	n/a	n/a	0.001803	NP Intra (NDs) 1 of 2
Mercury (mg/L)	GWA-3	0.0002	n/a	n/a	1 future	n/a	20	n/a	n/a	95	n/a	n/a	0.004291	NP Intra (NDs) 1 of 2
Mercury (mg/L)	GWA-4	0.0002	n/a	2/14/2024	0.0002ND	No	34	n/a	n/a	94.12	n/a	n/a	0.001599	NP Intra (NDs) 1 of 2
Mercury (mg/L)	GWC-10	0.0002	n/a	2/20/2024	0.0002ND	No	23	n/a	n/a	91.3	n/a	n/a	0.003415	NP Intra (NDs) 1 of 2
Mercury (mg/L)	GWC-11	0.0002	n/a	2/14/2024	0.0002ND	No	34	n/a	n/a	94.12	n/a	n/a	0.001599	NP Intra (NDs) 1 of 2
Mercury (mg/L)	GWC-12	0.0002	n/a	2/20/2024	0.0002ND	No	34	n/a	n/a	97.06	n/a	n/a	0.001599	NP Intra (NDs) 1 of 2

Appendix I Intrawell Prediction Limits - All Results

Plant Wansley Client: Southern Company Data: Wansley Landfill Printed 8/13/2024, 11:04 AM

Constituent	Well	Upper Lim	Lower Lim	Date	Observ.	Sig.	Bg N	Bg Mean	Std. Dev.	%NDs	ND Adj.	Transform	Alpha	Method
Mercury (mg/L)	GWC-13	0.0002	n/a	2/19/2024	0.0002ND	No	34	n/a	n/a	94.12	n/a	n/a	0.001599	NP Intra (NDs) 1 of 2
Mercury (mg/L)	GWC-14	0.00023	n/a	2/19/2024	0.0002ND	No	35	n/a	n/a	82.86	n/a	n/a	0.001497	NP Intra (NDs) 1 of 2
Mercury (mg/L)	GWC-15	0.0002	n/a	2/21/2024	0.0002ND	No	34	n/a	n/a	94.12	n/a	n/a	0.001599	NP Intra (NDs) 1 of 2
Mercury (mg/L)	GWC-16	0.0002	n/a	2/21/2024	0.0002ND	No	34	n/a	n/a	94.12	n/a	n/a	0.001599	NP Intra (NDs) 1 of 2
Mercury (mg/L)	GWC-17	0.0002	n/a	2/20/2024	0.0002ND	No	34	n/a	n/a	94.12	n/a	n/a	0.001599	NP Intra (NDs) 1 of 2
Mercury (mg/L)	GWC-18	0.0002	n/a	2/21/2024	0.0002ND	No	34	n/a	n/a	94.12	n/a	n/a	0.001599	NP Intra (NDs) 1 of 2
Mercury (mg/L)	GWC-19	0.0002	n/a	2/21/2024	0.0002ND	No	34	n/a	n/a	94.12	n/a	n/a	0.001599	NP Intra (NDs) 1 of 2
Mercury (mg/L)	GWC-20	0.0002	n/a	2/20/2024	0.0002ND	No	34	n/a	n/a	94.12	n/a	n/a	0.001599	NP Intra (NDs) 1 of 2
Mercury (mg/L)	GWC-21	0.0002	n/a	2/19/2024	0.0002ND	No	34	n/a	n/a	88.24	n/a	n/a	0.001599	NP Intra (NDs) 1 of 2
Mercury (mg/L)	GWC-22	0.0002	n/a	2/14/2024	0.0002ND	No	34	n/a	n/a	94.12	n/a	n/a	0.001599	NP Intra (NDs) 1 of 2
Mercury (mg/L)	GWC-23	0.0002	n/a	2/19/2024	0.0002ND	No	34	n/a	n/a	97.06	n/a	n/a	0.001599	NP Intra (NDs) 1 of 2
Mercury (mg/L)	GWC-24	0.0002	n/a	2/22/2024	0.0002ND	No	25	n/a	n/a	96	n/a	n/a	0.002832	NP Intra (NDs) 1 of 2
Mercury (mg/L)	GWC-25	0.0002	n/a	2/21/2024	0.0002ND	No	33	n/a	n/a	96.97	n/a	n/a	0.001701	NP Intra (NDs) 1 of 2
Mercury (mg/L)	GWC-26	0.0002	n/a	2/20/2024	0.0002ND	No	34	n/a	n/a	94.12	n/a	n/a	0.001599	NP Intra (NDs) 1 of 2
Mercury (mg/L)	GWC-27	0.0002	n/a	2/20/2024	0.0002ND	No	34	n/a	n/a	94.12	n/a	n/a	0.001599	NP Intra (NDs) 1 of 2
Mercury (mg/L)	GWC-30	0.0002	n/a	2/21/2024	0.0002ND	No	34	n/a	n/a	91.18	n/a	n/a	0.001599	NP Intra (NDs) 1 of 2
Mercury (mg/L)	GWC-31	0.0002	n/a	2/21/2024	0.0002ND	No	29	n/a	n/a	93.1	n/a	n/a	0.002172	NP Intra (NDs) 1 of 2
Mercury (mg/L)	GWC-32	0.0002	n/a	2/20/2024	0.0002ND	No	34	n/a	n/a	97.06	n/a	n/a	0.001599	NP Intra (NDs) 1 of 2
Mercury (mg/L)	GWC-33	0.0002	n/a	2/20/2024	0.0002ND	No	33	n/a	n/a	96.97	n/a	n/a	0.001701	NP Intra (NDs) 1 of 2
Mercury (mg/L)	GWC-34	0.0002	n/a	2/22/2024	0.0002ND	No	34	n/a	n/a	91.18	n/a	n/a	0.001599	NP Intra (NDs) 1 of 2
Mercury (mg/L)	GWC-35	0.0002	n/a	2/22/2024	0.0002ND	No	34	n/a	n/a	97.06	n/a	n/a	0.001599	NP Intra (NDs) 1 of 2
Mercury (mg/L)	GWC-5	0.0002	n/a	2/14/2024	0.0002ND	No	34	n/a	n/a	97.06	n/a	n/a	0.001599	NP Intra (NDs) 1 of 2
Mercury (mg/L)	GWC-6	0.0002	n/a	2/14/2024	0.0002ND	No	34	n/a	n/a	94.12	n/a	n/a	0.001599	NP Intra (NDs) 1 of 2
Mercury (mg/L)	GWC-7	0.0002	n/a	2/21/2024	0.0002ND	No	34	n/a	n/a	97.06	n/a	n/a	0.001599	NP Intra (NDs) 1 of 2
Mercury (mg/L)	GWC-8	0.0004	n/a	2/21/2024	0.0002ND	No	35	n/a	n/a	88.57	n/a	n/a	0.001497	NP Intra (NDs) 1 of 2
Mercury (mg/L)	GWC-9	0.0002	n/a	2/19/2024	0.0002ND	No	34	n/a	n/a	91.18	n/a	n/a	0.001599	NP Intra (NDs) 1 of 2
Nickel (mg/L)	GWA-1	0.0025	n/a	2/13/2024	0.00087J	No	27	n/a	n/a	59.26	n/a	n/a	0.002502	NP Intra (NDs) 1 of 2
Nickel (mg/L)	GWA-2	0.0028	n/a	2/14/2024	0.00078J	No	27	n/a	n/a	40.74	n/a	n/a	0.002502	NP Intra (normality) 1 of 2
Nickel (mg/L)	GWA-28	0.001	n/a	2/14/2024	0.001ND	No	27	n/a	n/a	77.78	n/a	n/a	0.002502	NP Intra (NDs) 1 of 2
Nickel (mg/L)	GWA-29	0.006874	n/a	2/14/2024	0.00074J	No	27	0.04812	0.01289	11.11	None	sqrt(x)	0.0001135	Param Intra 1 of 2
Nickel (mg/L)	GWA-3	0.006499	n/a	n/a	1 future	n/a	16	0.002442	0.001328	18.75	Kaplan-Meier	No	0.0001135	Param Intra 1 of 2
Nickel (mg/L)	GWA-4	0.0032	n/a	2/14/2024	0.0013	No	25	n/a	n/a	48	n/a	n/a	0.002832	NP Intra (normality) 1 of 2
Nickel (mg/L)	GWC-10	0.01116	n/a	2/20/2024	0.0012	No	16	-6.242	0.5718	0	None	ln(x)	0.0001135	Param Intra 1 of 2
Nickel (mg/L)	GWC-11	0.0011	n/a	2/14/2024	0.001ND	No	27	n/a	n/a	88.89	n/a	n/a	0.002502	NP Intra (NDs) 1 of 2
Nickel (mg/L)	GWC-12	0.001	n/a	2/20/2024	0.001ND	No	27	n/a	n/a	88.89	n/a	n/a	0.002502	NP Intra (NDs) 1 of 2
Nickel (mg/L)	GWC-13	0.001	n/a	2/19/2024	0.001ND	No	27	n/a	n/a	70.37	n/a	n/a	0.002502	NP Intra (NDs) 1 of 2
Nickel (mg/L)	GWC-14	0.02414	n/a	2/19/2024	0.023	No	17	0.01612	0.002667	0	None	No	0.0001135	Param Intra 1 of 2
Nickel (mg/L)	GWC-15	0.001	n/a	2/21/2024	0.001ND	No	27	n/a	n/a	92.59	n/a	n/a	0.002502	NP Intra (NDs) 1 of 2
Nickel (mg/L)	GWC-16	0.001	n/a	2/21/2024	0.00045J	No	27	n/a	n/a	88.89	n/a	n/a	0.002502	NP Intra (NDs) 1 of 2
Nickel (mg/L)	GWC-17	0.001	n/a	2/20/2024	0.001ND	No	27	n/a	n/a	85.19	n/a	n/a	0.002502	NP Intra (NDs) 1 of 2
Nickel (mg/L)	GWC-18	0.0015	n/a	2/21/2024	0.001ND	No	27	n/a	n/a	88.89	n/a	n/a	0.002502	NP Intra (NDs) 1 of 2
Nickel (mg/L)	GWC-19	0.0014	n/a	2/21/2024	0.0014	No	27	n/a	n/a	66.67	n/a	n/a	0.002502	NP Intra (NDs) 1 of 2
Nickel (mg/L)	GWC-20	0.001	n/a	2/20/2024	0.001ND	No	27	n/a	n/a	92.59	n/a	n/a	0.002502	NP Intra (NDs) 1 of 2
Nickel (mg/L)	GWC-21	0.001	n/a	2/19/2024	0.001ND	No	27	n/a	n/a	66.67	n/a	n/a	0.002502	NP Intra (NDs) 1 of 2
Nickel (mg/L)	GWC-22	0.001	n/a	2/14/2024	0.001ND	No	27	n/a	n/a	92.59	n/a	n/a	0.002502	NP Intra (NDs) 1 of 2
Nickel (mg/L)	GWC-23	0.001	n/a	2/19/2024	0.001ND	No	27	n/a	n/a	74.07	n/a	n/a	0.002502	NP Intra (NDs) 1 of 2
Nickel (mg/L)	GWC-24	0.003772	n/a	2/22/2024	0.0034	No	18	0.001964	0.0006102	5.556	None	No	0.0001135	Param Intra 1 of 2
Nickel (mg/L)	GWC-25	0.03819	n/a	2/21/2024	0.0038	No	26	-5.363	0.7725	19.23	Kaplan-Meier	ln(x)	0.0001135	Param Intra 1 of 2
Nickel (mg/L)	GWC-26	0.0031	n/a	2/20/2024	0.001ND	No	27	n/a	n/a	59.26	n/a	n/a	0.002502	NP Intra (NDs) 1 of 2
Nickel (mg/L)	GWC-27	0.001	n/a	2/20/2024	0.001ND	No	27	n/a	n/a	88.89	n/a	n/a	0.002502	NP Intra (NDs) 1 of 2
Nickel (mg/L)	GWC-31	0.01402	n/a	2/21/2024	0.0016	No	23	0.1292	0.04014	13.04	None	x^(1/3)	0.0001135	Param Intra 1 of 2
Nickel (mg/L)	GWC-32	0.0018	n/a	2/20/2024	0.001ND	No	27	n/a	n/a	70.37	n/a	n/a	0.002502	NP Intra (NDs) 1 of 2
Nickel (mg/L)	GWC-33	0.0012	n/a	2/20/2024	0.001ND	No	26	n/a	n/a	76.92	n/a	n/a	0.002667	NP Intra (NDs) 1 of 2
Nickel (mg/L)	GWC-34	0.0025	n/a	2/22/2024	0.00065J	No	26	n/a	n/a	53.85	n/a	n/a	0.002667	NP Intra (NDs) 1 of 2
Nickel (mg/L)	GWC-35	0.006652	n/a	2/22/2024	0.0019	No	27	-6.345	0.4938	14.81	None	ln(x)	0.0001135	Param Intra 1 of 2
Nickel (mg/L)	GWC-5	0.01191	n/a	2/14/2024	0.0069	No	27	0.005311	0.002446	14.81	None	No	0.0001135	Param Intra 1 of 2
Nickel (mg/L)	GWC-6	0.009647	n/a	2/14/2024	0.0052	No	27	0.005091	0.001688	3.704	None	No	0.0001135	Param Intra 1 of 2
Nickel (mg/L)	GWC-7	0.02291	n/a	2/21/2024	0.0082	No	27	0.009607	0.004931	14.81	None	No	0.0001135	Param Intra 1 of 2
Nickel (mg/L)	GWC-8	0.005412	n/a	2/21/2024	0.0021	No	26	0.002497	0.001074	23.08	Kaplan-Meier	No	0.0001135	Param Intra 1 of 2
Nickel (mg/L)	GWC-9	0.03087	n/a	2/19/2024	0.0093	No	25	0.1023	0.02688	4	None	sqrt(x)	0.0001135	Param Intra 1 of 2
Selenium (mg/L)	GWA-1	0.005	n/a	2/13/2024	0.005ND	No	34	n/a	n/a	97.06	n/a	n/a	0.001599	NP Intra (NDs) 1 of 2
Selenium (mg/L)	GWA-28	0.005	n/a	2/14/2024	0.005ND	No	34	n/a	n/a	94.12	n/a	n/a	0.001599	NP Intra (NDs) 1 of 2
Selenium (mg/L)	GWA-29	0.005	n/a	2/14/2024	0.005ND	No	32	n/a	n/a	90.63	n/a	n/a	0.001803	NP Intra (NDs) 1 of 2
Selenium (mg/L)	GWA-4	0.005	n/a	2/14/2024	0.005ND	No	34	n/a	n/a	97.06	n/a	n/a	0.001599	NP Intra (NDs) 1 of 2
Selenium (mg/L)	GWC-11	0.005	n/a	2/14/2024	0.005ND	No	34	n/a	n/a	88.24	n/a	n/a	0.001599	NP Intra (NDs) 1 of 2
Selenium (mg/L)	GWC-12	0.005	n/a	2/20/2024	0.005ND	No	34	n/a	n/a	97.06	n/a	n/a	0.001599	NP Intra (NDs) 1 of 2
Selenium (mg/L)	GWC-13	0.005	n/a	2/19/2024	0.005ND	No	34	n/a	n/a	97.06	n/a	n/a	0.001599	NP Intra (NDs) 1 of 2
Selenium (mg/L)	GWC-14	0.0071	n/a	2/19/2024	0.005ND	No	35	n/a	n/a	68.57	n/a	n/a	0.001497	NP Intra (NDs) 1 of 2

Appendix I Intrawell Prediction Limits - All Results

Plant Wansley Client: Southern Company Data: Wansley Landfill Printed 8/13/2024, 11:04 AM

Constituent	Well	Upper Lim	Lower Lim	Date	Observ.	Sig.	Bg N	Bg Mean	Std. Dev.	%NDs	ND Adj.	Transform	Alpha	Method
Selenium (mg/L)	GWC-15	0.005	n/a	2/21/2024	0.005ND	No	34	n/a	n/a	97.06	n/a	n/a	0.001599	NP Intra (NDs) 1 of 2
Selenium (mg/L)	GWC-16	0.005	n/a	2/21/2024	0.005ND	No	34	n/a	n/a	97.06	n/a	n/a	0.001599	NP Intra (NDs) 1 of 2
Selenium (mg/L)	GWC-18	0.005	n/a	2/21/2024	0.005ND	No	34	n/a	n/a	97.06	n/a	n/a	0.001599	NP Intra (NDs) 1 of 2
Selenium (mg/L)	GWC-21	0.005	n/a	2/19/2024	0.005ND	No	34	n/a	n/a	97.06	n/a	n/a	0.001599	NP Intra (NDs) 1 of 2
Selenium (mg/L)	GWC-22	0.005	n/a	2/14/2024	0.005ND	No	34	n/a	n/a	97.06	n/a	n/a	0.001599	NP Intra (NDs) 1 of 2
Selenium (mg/L)	GWC-25	0.005	n/a	2/21/2024	0.005ND	No	33	n/a	n/a	96.97	n/a	n/a	0.001701	NP Intra (NDs) 1 of 2
Selenium (mg/L)	GWC-26	0.005	n/a	2/20/2024	0.005ND	No	34	n/a	n/a	94.12	n/a	n/a	0.001599	NP Intra (NDs) 1 of 2
Selenium (mg/L)	GWC-27	0.005	n/a	2/20/2024	0.005ND	No	34	n/a	n/a	97.06	n/a	n/a	0.001599	NP Intra (NDs) 1 of 2
Selenium (mg/L)	GWC-30	0.005	n/a	2/21/2024	0.005ND	No	34	n/a	n/a	94.12	n/a	n/a	0.001599	NP Intra (NDs) 1 of 2
Selenium (mg/L)	GWC-31	0.005	n/a	2/21/2024	0.005ND	No	29	n/a	n/a	82.76	n/a	n/a	0.002172	NP Intra (NDs) 1 of 2
Selenium (mg/L)	GWC-32	0.005	n/a	2/20/2024	0.005ND	No	34	n/a	n/a	97.06	n/a	n/a	0.001599	NP Intra (NDs) 1 of 2
Selenium (mg/L)	GWC-33	0.005	n/a	2/20/2024	0.005ND	No	33	n/a	n/a	87.88	n/a	n/a	0.001701	NP Intra (NDs) 1 of 2
Selenium (mg/L)	GWC-35	0.005	n/a	2/22/2024	0.005ND	No	34	n/a	n/a	97.06	n/a	n/a	0.001599	NP Intra (NDs) 1 of 2
Selenium (mg/L)	GWC-5	0.005	n/a	2/14/2024	0.005ND	No	34	n/a	n/a	94.12	n/a	n/a	0.001599	NP Intra (NDs) 1 of 2
Selenium (mg/L)	GWC-6	0.005	n/a	2/14/2024	0.005ND	No	34	n/a	n/a	94.12	n/a	n/a	0.001599	NP Intra (NDs) 1 of 2
Selenium (mg/L)	GWC-8	0.005	n/a	2/21/2024	0.005ND	No	34	n/a	n/a	88.24	n/a	n/a	0.001599	NP Intra (NDs) 1 of 2
Selenium (mg/L)	GWC-9	0.005	n/a	2/19/2024	0.005ND	No	33	n/a	n/a	87.88	n/a	n/a	0.001701	NP Intra (NDs) 1 of 2
Silver (mg/L)	GWA-29	0.001629	n/a	2/14/2024	0.0011	No	26	0.0009368	0.0002549	23.08	Kaplan-Meier	No	0.0001135	Param Intra 1 of 2
Silver (mg/L)	GWC-11	0.001	n/a	2/14/2024	0.001ND	No	27	n/a	n/a	96.3	n/a	n/a	0.002502	NP Intra (NDs) 1 of 2
Silver (mg/L)	GWC-12	0.001	n/a	2/20/2024	0.001ND	No	27	n/a	n/a	96.3	n/a	n/a	0.002502	NP Intra (NDs) 1 of 2
Silver (mg/L)	GWC-14	0.001	n/a	2/19/2024	0.001ND	No	27	n/a	n/a	96.3	n/a	n/a	0.002502	NP Intra (NDs) 1 of 2
Silver (mg/L)	GWC-16	0.001	n/a	2/21/2024	0.001ND	No	27	n/a	n/a	96.3	n/a	n/a	0.002502	NP Intra (NDs) 1 of 2
Silver (mg/L)	GWC-17	0.001	n/a	2/20/2024	0.001ND	No	27	n/a	n/a	96.3	n/a	n/a	0.002502	NP Intra (NDs) 1 of 2
Silver (mg/L)	GWC-21	0.001	n/a	2/19/2024	0.001ND	No	27	n/a	n/a	96.3	n/a	n/a	0.002502	NP Intra (NDs) 1 of 2
Silver (mg/L)	GWC-22	0.001	n/a	2/14/2024	0.001ND	No	27	n/a	n/a	96.3	n/a	n/a	0.002502	NP Intra (NDs) 1 of 2
Silver (mg/L)	GWC-23	0.001	n/a	2/19/2024	0.001ND	No	27	n/a	n/a	96.3	n/a	n/a	0.002502	NP Intra (NDs) 1 of 2
Silver (mg/L)	GWC-24	0.001	n/a	2/22/2024	0.001ND	No	18	n/a	n/a	94.44	n/a	n/a	0.005373	NP Intra (NDs) 1 of 2
Silver (mg/L)	GWC-25	0.001	n/a	2/21/2024	0.001ND	No	26	n/a	n/a	96.15	n/a	n/a	0.002667	NP Intra (NDs) 1 of 2
Silver (mg/L)	GWC-26	0.001	n/a	2/20/2024	0.001ND	No	27	n/a	n/a	96.3	n/a	n/a	0.002502	NP Intra (NDs) 1 of 2
Silver (mg/L)	GWC-27	0.001	n/a	2/20/2024	0.001ND	No	26	n/a	n/a	96.15	n/a	n/a	0.002667	NP Intra (NDs) 1 of 2
Silver (mg/L)	GWC-31	0.001	n/a	2/21/2024	0.001ND	No	22	n/a	n/a	54.55	n/a	n/a	0.003707	NP Intra (NDs) 1 of 2
Silver (mg/L)	GWC-32	0.001	n/a	2/20/2024	0.001ND	No	27	n/a	n/a	96.3	n/a	n/a	0.002502	NP Intra (NDs) 1 of 2
Silver (mg/L)	GWC-33	0.001	n/a	2/20/2024	0.001ND	No	26	n/a	n/a	96.15	n/a	n/a	0.002667	NP Intra (NDs) 1 of 2
Silver (mg/L)	GWC-5	0.001	n/a	2/14/2024	0.001ND	No	27	n/a	n/a	96.3	n/a	n/a	0.002502	NP Intra (NDs) 1 of 2
Silver (mg/L)	GWC-6	0.001	n/a	2/14/2024	0.001ND	No	26	n/a	n/a	96.15	n/a	n/a	0.002667	NP Intra (NDs) 1 of 2
Thallium (mg/L)	GWA-1	0.001	n/a	2/13/2024	0.001ND	No	34	n/a	n/a	88.24	n/a	n/a	0.001599	NP Intra (NDs) 1 of 2
Thallium (mg/L)	GWA-2	0.001	n/a	2/14/2024	0.001ND	No	33	n/a	n/a	96.97	n/a	n/a	0.001701	NP Intra (NDs) 1 of 2
Thallium (mg/L)	GWA-4	0.001	n/a	2/14/2024	0.001ND	No	34	n/a	n/a	94.12	n/a	n/a	0.001599	NP Intra (NDs) 1 of 2
Thallium (mg/L)	GWC-11	0.001	n/a	2/14/2024	0.001ND	No	32	n/a	n/a	96.88	n/a	n/a	0.001803	NP Intra (NDs) 1 of 2
Thallium (mg/L)	GWC-12	0.001	n/a	2/20/2024	0.001ND	No	32	n/a	n/a	93.75	n/a	n/a	0.001803	NP Intra (NDs) 1 of 2
Thallium (mg/L)	GWC-13	0.001	n/a	2/19/2024	0.001ND	No	32	n/a	n/a	96.88	n/a	n/a	0.001803	NP Intra (NDs) 1 of 2
Thallium (mg/L)	GWC-14	0.00114	n/a	2/19/2024	0.00058J	No	33	0.02024	0.00517	24.24	Kaplan-Meier	sqrt(x)	0.0001135	Param Intra 1 of 2
Thallium (mg/L)	GWC-15	0.001	n/a	2/21/2024	0.001ND	No	34	n/a	n/a	94.12	n/a	n/a	0.001599	NP Intra (NDs) 1 of 2
Thallium (mg/L)	GWC-19	0.001	n/a	2/21/2024	0.001ND	No	34	n/a	n/a	94.12	n/a	n/a	0.001599	NP Intra (NDs) 1 of 2
Thallium (mg/L)	GWC-20	0.001	n/a	2/20/2024	0.001ND	No	34	n/a	n/a	97.06	n/a	n/a	0.001599	NP Intra (NDs) 1 of 2
Thallium (mg/L)	GWC-21	0.001	n/a	2/19/2024	0.001ND	No	34	n/a	n/a	91.18	n/a	n/a	0.001599	NP Intra (NDs) 1 of 2
Thallium (mg/L)	GWC-22	0.001	n/a	2/14/2024	0.001ND	No	34	n/a	n/a	91.18	n/a	n/a	0.001599	NP Intra (NDs) 1 of 2
Thallium (mg/L)	GWC-23	0.001	n/a	2/19/2024	0.001ND	No	32	n/a	n/a	93.75	n/a	n/a	0.001803	NP Intra (NDs) 1 of 2
Thallium (mg/L)	GWC-24	0.001	n/a	2/22/2024	0.001ND	No	24	n/a	n/a	91.67	n/a	n/a	0.003124	NP Intra (NDs) 1 of 2
Thallium (mg/L)	GWC-25	0.001	n/a	2/21/2024	0.001ND	No	31	n/a	n/a	93.55	n/a	n/a	0.001905	NP Intra (NDs) 1 of 2
Thallium (mg/L)	GWC-27	0.001	n/a	2/20/2024	0.001ND	No	32	n/a	n/a	43.75	n/a	n/a	0.001803	NP Intra (normality) 1 of 2
Thallium (mg/L)	GWC-30	0.001	n/a	2/21/2024	0.001ND	No	32	n/a	n/a	96.88	n/a	n/a	0.001803	NP Intra (NDs) 1 of 2
Thallium (mg/L)	GWC-31	0.001	n/a	2/21/2024	0.001ND	No	28	n/a	n/a	96.43	n/a	n/a	0.002337	NP Intra (NDs) 1 of 2
Thallium (mg/L)	GWC-33	0.001	n/a	2/20/2024	0.001ND	No	31	n/a	n/a	54.84	n/a	n/a	0.001905	NP Intra (NDs) 1 of 2
Thallium (mg/L)	GWC-34	0.001	n/a	2/22/2024	0.001ND	No	33	n/a	n/a	96.97	n/a	n/a	0.001701	NP Intra (NDs) 1 of 2
Thallium (mg/L)	GWC-35	0.001	n/a	2/22/2024	0.001ND	No	33	n/a	n/a	90.91	n/a	n/a	0.001701	NP Intra (NDs) 1 of 2
Thallium (mg/L)	GWC-6	0.001	n/a	2/14/2024	0.001ND	No	34	n/a	n/a	79.41	n/a	n/a	0.001599	NP Intra (NDs) 1 of 2
Thallium (mg/L)	GWC-7	0.001	n/a	2/21/2024	0.001ND	No	32	n/a	n/a	96.88	n/a	n/a	0.001803	NP Intra (NDs) 1 of 2
Thallium (mg/L)	GWC-8	0.001	n/a	2/21/2024	0.001ND	No	32	n/a	n/a	81.25	n/a	n/a	0.001803	NP Intra (NDs) 1 of 2
Thallium (mg/L)	GWC-9	0.001	n/a	2/19/2024	0.001ND	No	32	n/a	n/a	78.13	n/a	n/a	0.001803	NP Intra (NDs) 1 of 2
Vanadium (mg/L)	GWA-1	0.0028	n/a	2/13/2024	0.002ND	No	27	n/a	n/a	88.89	n/a	n/a	0.002502	NP Intra (NDs) 1 of 2
Vanadium (mg/L)	GWA-2	0.0024	n/a	2/14/2024	0.002ND	No	27	n/a	n/a	74.07	n/a	n/a	0.002502	NP Intra (NDs) 1 of 2
Vanadium (mg/L)	GWA-28	0.0025	n/a	2/14/2024	0.002ND	No	27	n/a	n/a	77.78	n/a	n/a	0.002502	NP Intra (NDs) 1 of 2
Vanadium (mg/L)	GWA-29	0.0023	n/a	2/14/2024	0.002ND	No	27	n/a	n/a	81.48	n/a	n/a	0.002502	NP Intra (NDs) 1 of 2
Vanadium (mg/L)	GWA-3	0.0028	n/a	n/a	1 future	n/a	16	n/a	n/a	62.5	n/a	n/a	0.006456	NP Intra (NDs) 1 of 2
Vanadium (mg/L)	GWA-4	0.002	n/a	2/14/2024	0.00067J	No	27	n/a	n/a	66.67	n/a	n/a	0.002502	NP Intra (NDs) 1 of 2
Vanadium (mg/L)	GWC-10	0.0032	n/a	2/20/2024	0.002ND	No	16	n/a	n/a	62.5	n/a	n/a	0.006456	NP Intra (NDs) 1 of 2
Vanadium (mg/L)	GWC-11	0.0064	n/a	2/14/2024	0.0026	No	27	n/a	n/a	18.52	n/a	n/a	0.002502	NP Intra (normality) 1 of 2

Appendix I Intrawell Prediction Limits - All Results

Plant Wansley Client: Southern Company Data: Wansley Landfill Printed 8/13/2024, 11:04 AM

Constituent	Well	Upper Lim	Lower Lim	Date	Observ.	Sig.	Bg N	Bg Mean	Std. Dev.	%NDs	ND Adj.	Transform	Alpha	Method
Vanadium (mg/L)	GWC-12	0.002	n/a	2/20/2024	0.00063J	No	27	n/a	n/a	92.59	n/a	n/a	0.002502	NP Intra (NDs) 1 of 2
Vanadium (mg/L)	GWC-13	0.0021	n/a	2/19/2024	0.00069J	No	27	n/a	n/a	85.19	n/a	n/a	0.002502	NP Intra (NDs) 1 of 2
Vanadium (mg/L)	GWC-14	0.002	n/a	2/19/2024	0.002ND	No	27	n/a	n/a	85.19	n/a	n/a	0.002502	NP Intra (NDs) 1 of 2
Vanadium (mg/L)	GWC-15	0.003	n/a	2/21/2024	0.002ND	No	27	n/a	n/a	77.78	n/a	n/a	0.002502	NP Intra (NDs) 1 of 2
Vanadium (mg/L)	GWC-16	0.006653	n/a	2/21/2024	0.0038	No	27	0.004088	0.0009506	22.22	Kaplan-Meier	No	0.0001135	Param Intra 1 of 2
Vanadium (mg/L)	GWC-17	0.005	n/a	2/20/2024	0.002ND	No	27	n/a	n/a	29.63	n/a	n/a	0.002502	NP Intra (normality) 1 of 2
Vanadium (mg/L)	GWC-18	0.003313	n/a	2/21/2024	0.00092J	No	27	0.001493	0.0006746	44.44	Kaplan-Meier	No	0.0001135	Param Intra 1 of 2
Vanadium (mg/L)	GWC-19	0.0023	n/a	2/21/2024	0.002ND	No	27	n/a	n/a	59.26	n/a	n/a	0.002502	NP Intra (NDs) 1 of 2
Vanadium (mg/L)	GWC-20	0.005822	n/a	2/20/2024	0.0013J	No	27	0.1269	0.01962	25.93	Kaplan-Meier	x^(1/3)	0.0001135	Param Intra 1 of 2
Vanadium (mg/L)	GWC-21	0.0028	n/a	2/19/2024	0.002ND	No	27	n/a	n/a	88.89	n/a	n/a	0.002502	NP Intra (NDs) 1 of 2
Vanadium (mg/L)	GWC-22	0.009685	n/a	2/14/2024	0.0067	No	27	0.006552	0.001161	11.11	None	No	0.0001135	Param Intra 1 of 2
Vanadium (mg/L)	GWC-23	0.002	n/a	2/19/2024	0.00072J	No	27	n/a	n/a	70.37	n/a	n/a	0.002502	NP Intra (NDs) 1 of 2
Vanadium (mg/L)	GWC-24	0.002	n/a	2/22/2024	0.002ND	No	18	n/a	n/a	77.78	n/a	n/a	0.005373	NP Intra (NDs) 1 of 2
Vanadium (mg/L)	GWC-25	0.002	n/a	2/21/2024	0.002ND	No	24	n/a	n/a	66.67	n/a	n/a	0.003124	NP Intra (NDs) 1 of 2
Vanadium (mg/L)	GWC-26	0.0024	n/a	2/20/2024	0.002ND	No	27	n/a	n/a	88.89	n/a	n/a	0.002502	NP Intra (NDs) 1 of 2
Vanadium (mg/L)	GWC-27	0.002	n/a	2/20/2024	0.002ND	No	27	n/a	n/a	92.59	n/a	n/a	0.002502	NP Intra (NDs) 1 of 2
Vanadium (mg/L)	GWC-30	0.0031	n/a	2/21/2024	0.0011J	No	26	n/a	n/a	50	n/a	n/a	0.002667	NP Intra (normality) 1 of 2
Vanadium (mg/L)	GWC-31	0.0043	n/a	2/21/2024	0.00064J	No	23	n/a	n/a	56.52	n/a	n/a	0.003415	NP Intra (NDs) 1 of 2
Vanadium (mg/L)	GWC-32	0.003	n/a	2/20/2024	0.002ND	No	27	n/a	n/a	74.07	n/a	n/a	0.002502	NP Intra (NDs) 1 of 2
Vanadium (mg/L)	GWC-33	0.0052	n/a	2/20/2024	0.002ND	No	26	n/a	n/a	80.77	n/a	n/a	0.002667	NP Intra (NDs) 1 of 2
Vanadium (mg/L)	GWC-34	0.0055	n/a	2/22/2024	0.002ND	No	27	n/a	n/a	92.59	n/a	n/a	0.002502	NP Intra (NDs) 1 of 2
Vanadium (mg/L)	GWC-35	0.0026	n/a	2/22/2024	0.002ND	No	27	n/a	n/a	81.48	n/a	n/a	0.002502	NP Intra (NDs) 1 of 2
Vanadium (mg/L)	GWC-5	0.006085	n/a	2/14/2024	0.003	No	27	0.00298	0.001151	25.93	Kaplan-Meier	No	0.0001135	Param Intra 1 of 2
Vanadium (mg/L)	GWC-6	0.0064	n/a	2/14/2024	0.002ND	No	27	n/a	n/a	81.48	n/a	n/a	0.002502	NP Intra (NDs) 1 of 2
Vanadium (mg/L)	GWC-7	0.005806	n/a	2/21/2024	0.0029	No	27	0.04531	0.01144	37.04	Kaplan-Meier	sqrt(x)	0.0001135	Param Intra 1 of 2
Vanadium (mg/L)	GWC-8	0.0038	n/a	2/21/2024	0.00079J	No	27	n/a	n/a	55.56	n/a	n/a	0.002502	NP Intra (NDs) 1 of 2
Vanadium (mg/L)	GWC-9	0.0025	n/a	2/19/2024	0.0007J	No	27	n/a	n/a	59.26	n/a	n/a	0.002502	NP Intra (NDs) 1 of 2
Zinc (mg/L)	GWA-1	0.078	n/a	2/13/2024	0.0041J	No	27	n/a	n/a	18.52	n/a	n/a	0.002502	NP Intra (normality) 1 of 2
Zinc (mg/L)	GWA-2	0.008223	n/a	2/14/2024	0.0031J	No	27	0.00432	0.001446	37.04	Kaplan-Meier	No	0.0001135	Param Intra 1 of 2
Zinc (mg/L)	GWA-28	0.04115	n/a	2/14/2024	0.0059	No	27	-4.96	0.6557	14.81	None	ln(x)	0.0001135	Param Intra 1 of 2
Zinc (mg/L)	GWA-29	0.05365	n/a	2/14/2024	0.02	No	27	0.02993	0.008792	0	None	No	0.0001135	Param Intra 1 of 2
Zinc (mg/L)	GWA-3	0.05607	n/a	n/a	1 future	n/a	16	0.1262	0.03619	12.5	None	sqrt(x)	0.0001135	Param Intra 1 of 2
Zinc (mg/L)	GWA-4	0.052	n/a	2/14/2024	0.005ND	No	27	n/a	n/a	51.85	n/a	n/a	0.002502	NP Intra (NDs) 1 of 2
Zinc (mg/L)	GWC-10	0.013	n/a	2/20/2024	0.0042J	No	16	n/a	n/a	43.75	n/a	n/a	0.006456	NP Intra (normality) 1 of 2
Zinc (mg/L)	GWC-11	0.017	n/a	2/14/2024	0.005ND	No	27	n/a	n/a	74.07	n/a	n/a	0.002502	NP Intra (NDs) 1 of 2
Zinc (mg/L)	GWC-12	0.0087	n/a	2/20/2024	0.005ND	No	27	n/a	n/a	85.19	n/a	n/a	0.002502	NP Intra (NDs) 1 of 2
Zinc (mg/L)	GWC-13	0.0085	n/a	2/19/2024	0.0056	No	27	n/a	n/a	70.37	n/a	n/a	0.002502	NP Intra (NDs) 1 of 2
Zinc (mg/L)	GWC-14	0.02256	n/a	2/19/2024	0.018	No	16	0.01329	0.003033	0	None	No	0.0001135	Param Intra 1 of 2
Zinc (mg/L)	GWC-15	0.005	n/a	2/21/2024	0.005ND	No	27	n/a	n/a	88.89	n/a	n/a	0.002502	NP Intra (NDs) 1 of 2
Zinc (mg/L)	GWC-16	0.0081	n/a	2/21/2024	0.005ND	No	27	n/a	n/a	70.37	n/a	n/a	0.002502	NP Intra (NDs) 1 of 2
Zinc (mg/L)	GWC-17	0.012	n/a	2/20/2024	0.005ND	No	27	n/a	n/a	66.67	n/a	n/a	0.002502	NP Intra (NDs) 1 of 2
Zinc (mg/L)	GWC-18	0.0053	n/a	2/21/2024	0.005ND	No	27	n/a	n/a	66.67	n/a	n/a	0.002502	NP Intra (NDs) 1 of 2
Zinc (mg/L)	GWC-19	0.008848	n/a	2/21/2024	0.0065	No	27	0.003845	0.001854	37.04	Kaplan-Meier	No	0.0001135	Param Intra 1 of 2
Zinc (mg/L)	GWC-20	0.014	n/a	2/20/2024	0.005ND	No	27	n/a	n/a	62.96	n/a	n/a	0.002502	NP Intra (NDs) 1 of 2
Zinc (mg/L)	GWC-21	0.01188	n/a	2/19/2024	0.005ND	No	27	0.07056	0.01424	22.22	Kaplan-Meier	sqrt(x)	0.0001135	Param Intra 1 of 2
Zinc (mg/L)	GWC-22	0.012	n/a	2/14/2024	0.0031J	No	27	n/a	n/a	70.37	n/a	n/a	0.002502	NP Intra (NDs) 1 of 2
Zinc (mg/L)	GWC-23	0.016	n/a	2/19/2024	0.005ND	No	26	n/a	n/a	46.15	n/a	n/a	0.002667	NP Intra (normality) 1 of 2
Zinc (mg/L)	**GWC-24**	**0.01528**	**n/a**	**2/22/2024**	**0.024**	**Yes**	**18**	**0.00735**	**0.002677**	**11.11**	**None**	**No**	**0.0001135**	**Param Intra 1 of 2**
Zinc (mg/L)	GWC-25	0.0403	n/a	2/21/2024	0.0042J	No	26	0.09989	0.03714	7.692	None	sqrt(x)	0.0001135	Param Intra 1 of 2
Zinc (mg/L)	GWC-26	0.019	n/a	2/20/2024	0.005ND	No	27	n/a	n/a	40.74	n/a	n/a	0.002502	NP Intra (normality) 1 of 2
Zinc (mg/L)	GWC-27	0.02	n/a	2/20/2024	0.005ND	No	27	n/a	n/a	37.04	n/a	n/a	0.002502	NP Intra (normality) 1 of 2
Zinc (mg/L)	GWC-30	0.022	n/a	2/21/2024	0.005ND	No	26	n/a	n/a	69.23	n/a	n/a	0.002667	NP Intra (NDs) 1 of 2
Zinc (mg/L)	GWC-31	0.08706	n/a	2/21/2024	0.0041J	No	23	-4.23	0.6417	4.348	None	ln(x)	0.0001135	Param Intra 1 of 2
Zinc (mg/L)	GWC-32	0.149	n/a	2/20/2024	0.028	No	27	0.06252	0.03205	0	None	No	0.0001135	Param Intra 1 of 2
Zinc (mg/L)	GWC-33	0.022	n/a	2/20/2024	0.005ND	No	26	n/a	n/a	26.92	n/a	n/a	0.002667	NP Intra (normality) 1 of 2
Zinc (mg/L)	GWC-34	0.0068	n/a	2/22/2024	0.005ND	No	27	n/a	n/a	66.67	n/a	n/a	0.002502	NP Intra (NDs) 1 of 2
Zinc (mg/L)	GWC-35	0.014	n/a	2/22/2024	0.005ND	No	27	n/a	n/a	44.44	n/a	n/a	0.002502	NP Intra (normality) 1 of 2
Zinc (mg/L)	GWC-5	0.0067	n/a	2/14/2024	0.0031J	No	27	n/a	n/a	55.56	n/a	n/a	0.002502	NP Intra (NDs) 1 of 2
Zinc (mg/L)	GWC-6	0.0071	n/a	2/14/2024	0.005ND	No	26	n/a	n/a	53.85	n/a	n/a	0.002667	NP Intra (NDs) 1 of 2
Zinc (mg/L)	GWC-7	0.01	n/a	2/21/2024	0.005ND	No	26	n/a	n/a	61.54	n/a	n/a	0.002667	NP Intra (NDs) 1 of 2
Zinc (mg/L)	GWC-8	0.01222	n/a	2/21/2024	0.005ND	No	26	0.05845	0.01918	34.62	Kaplan-Meier	sqrt(x)	0.0001135	Param Intra 1 of 2
Zinc (mg/L)	GWC-9	0.02294	n/a	2/19/2024	0.019	No	26	-5.514	0.6403	34.62	Kaplan-Meier	ln(x)	0.0001135	Param Intra 1 of 2

Sanitas™ v.10.0.20 Software licensed to Groundwater Stats Consulting. UG
Hollow symbols indicate censored values.

Within Limit

Prediction Limit

Intrawell Non-parametric

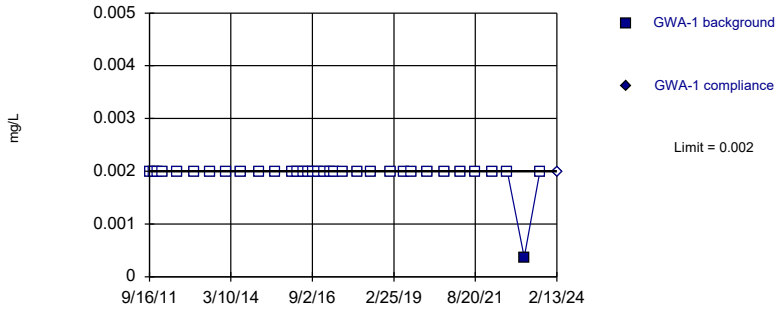

Non-parametric test used in lieu of parametric prediction limit because censored data exceeded 50%. Limit is highest of 34 background values. 97.06% NDs. Well-constituent pair annual alpha = 0.003195. Individual comparison alpha = 0.001599 (1 of 2).

Constituent: Antimony Analysis Run 8/13/2024 10:51 AM View: Appendix I

Plant Wansley Client: Southern Company Data: Wansley Landfill

Sanitas™ v.10.0.20 Software licensed to Groundwater Stats Consulting. UG
Hollow symbols indicate censored values.

Within Limit

Prediction Limit

Intrawell Non-parametric

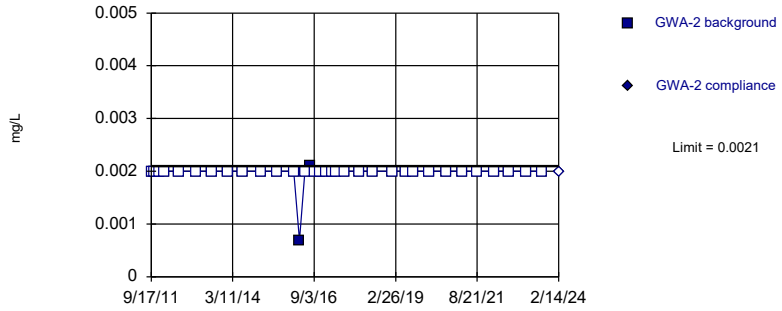

Non-parametric test used in lieu of parametric prediction limit because censored data exceeded 50%. Limit is highest of 34 background values. 94.12% NDs. Well-constituent pair annual alpha = 0.003195. Individual comparison alpha = 0.001599 (1 of 2).

Constituent: Antimony Analysis Run 8/13/2024 10:51 AM View: Appendix I

Plant Wansley Client: Southern Company Data: Wansley Landfill

Sanitas™ v.10.0.20 Software licensed to Groundwater Stats Consulting. UG
Hollow symbols indicate censored values.

Within Limit

Prediction Limit

Intrawell Non-parametric

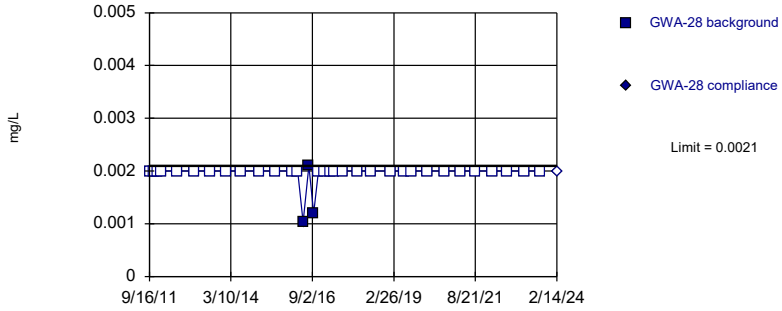

Non-parametric test used in lieu of parametric prediction limit because censored data exceeded 50%. Limit is highest of 34 background values. 91.18% NDs. Well-constituent pair annual alpha = 0.003195. Individual comparison alpha = 0.001599 (1 of 2).

Constituent: Antimony Analysis Run 8/13/2024 10:51 AM View: Appendix I

Plant Wansley Client: Southern Company Data: Wansley Landfill

Sanitas™ v.10.0.20 Software licensed to Groundwater Stats Consulting. UG
Hollow symbols indicate censored values.

Within Limit

Prediction Limit

Intrawell Non-parametric

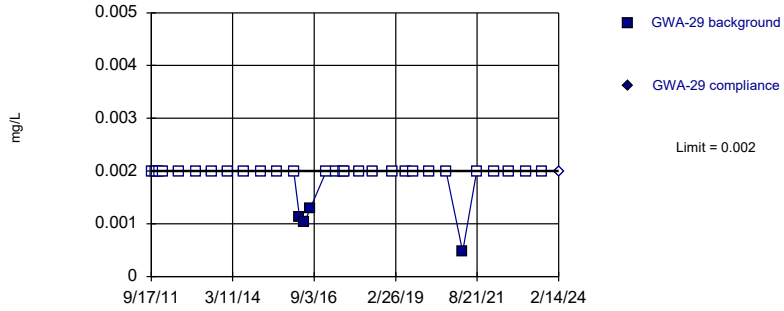

Non-parametric test used in lieu of parametric prediction limit because censored data exceeded 50%. Limit is highest of 32 background values. 87.5% NDs. Well-constituent pair annual alpha = 0.003603. Individual comparison alpha = 0.001803 (1 of 2).

Constituent: Antimony Analysis Run 8/13/2024 10:51 AM View: Appendix I

Plant Wansley Client: Southern Company Data: Wansley Landfill

Sanitas™ v.10.0.20 Software licensed to Groundwater Stats Consulting. UG
Hollow symbols indicate censored values.

Prediction Limit

Intrawell Non-parametric, GWA-3 (bg)

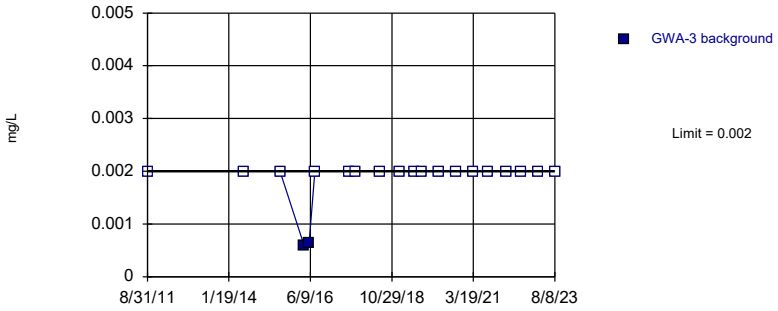

Non-parametric test used in lieu of parametric prediction limit because censored data exceeded 50%. Limit is highest of 20 background values. 90% NDs. Well-constituent pair annual alpha = 0.008564. Individual comparison alpha = 0.004291 (1 of 2). Assumes 1 future value.

Constituent: Antimony Analysis Run 8/13/2024 10:51 AM View: Appendix I
Plant Wansley Client: Southern Company Data: Wansley Landfill

Sanitas™ v.10.0.20 Software licensed to Groundwater Stats Consulting. UG
Hollow symbols indicate censored values.

Within Limit

Prediction Limit

Intrawell Non-parametric

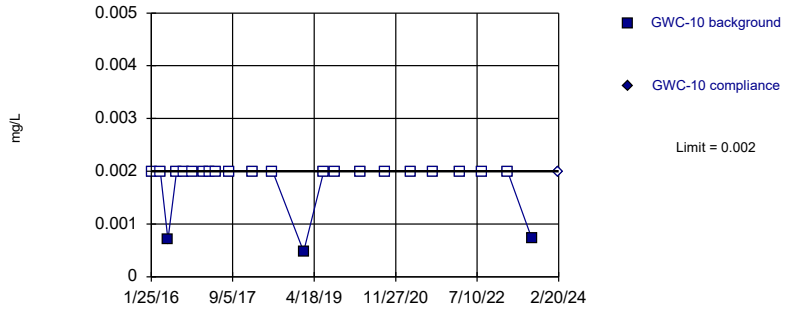

Non-parametric test used in lieu of parametric prediction limit because censored data exceeded 50%. Limit is highest of 23 background values. 86.96% NDs. Well-constituent pair annual alpha = 0.006819. Individual comparison alpha = 0.003415 (1 of 2).

Constituent: Antimony Analysis Run 8/13/2024 10:51 AM View: Appendix I
Plant Wansley Client: Southern Company Data: Wansley Landfill

Sanitas™ v.10.0.20 Software licensed to Groundwater Stats Consulting. UG
Hollow symbols indicate censored values.

Within Limit

Prediction Limit

Intrawell Non-parametric

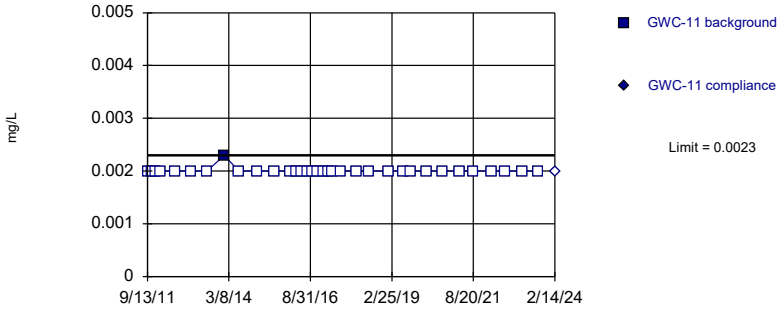

Non-parametric test used in lieu of parametric prediction limit because censored data exceeded 50%. Limit is highest of 34 background values. 97.06% NDs. Well-constituent pair annual alpha = 0.003195. Individual comparison alpha = 0.001599 (1 of 2).

Constituent: Antimony Analysis Run 8/13/2024 10:51 AM View: Appendix I
Plant Wansley Client: Southern Company Data: Wansley Landfill

Sanitas™ v.10.0.20 Software licensed to Groundwater Stats Consulting. UG
Hollow symbols indicate censored values.

Exceeds Limit

Prediction Limit

Intrawell Non-parametric

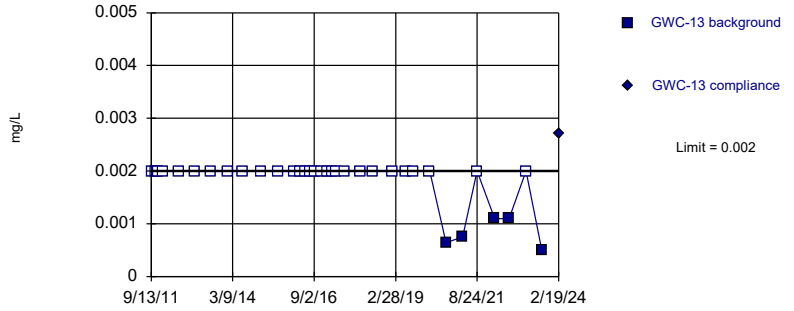

Non-parametric test used in lieu of parametric prediction limit because censored data exceeded 50%. Limit is highest of 34 background values. 85.29% NDs. Well-constituent pair annual alpha = 0.003195. Individual comparison alpha = 0.001599 (1 of 2).

Constituent: Antimony Analysis Run 8/13/2024 10:51 AM View: Appendix I
Plant Wansley Client: Southern Company Data: Wansley Landfill

Sanitas™ v.10.0.20 Software licensed to Groundwater Stats Consulting. UG
Hollow symbols indicate censored values.

Within Limit

Prediction Limit

Intrawell Non-parametric

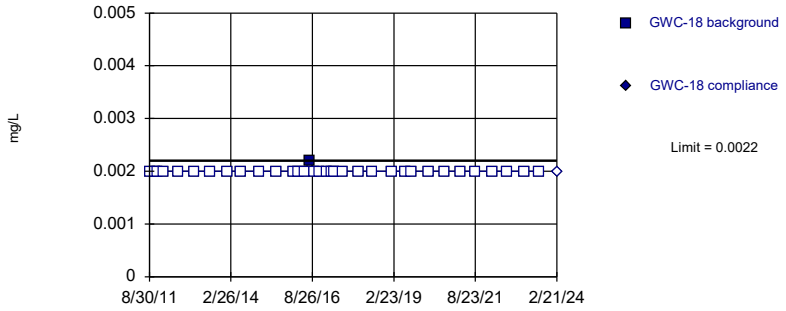

Non-parametric test used in lieu of parametric prediction limit because censored data exceeded 50%. Limit is highest of 34 background values. 97.06% NDs. Well-constituent pair annual alpha = 0.003195. Individual comparison alpha = 0.001599 (1 of 2).

Constituent: Antimony Analysis Run 8/13/2024 10:51 AM View: Appendix I

Plant Wansley Client: Southern Company Data: Wansley Landfill

Sanitas™ v.10.0.20 Software licensed to Groundwater Stats Consulting. UG
Hollow symbols indicate censored values.

Within Limit

Prediction Limit

Intrawell Non-parametric

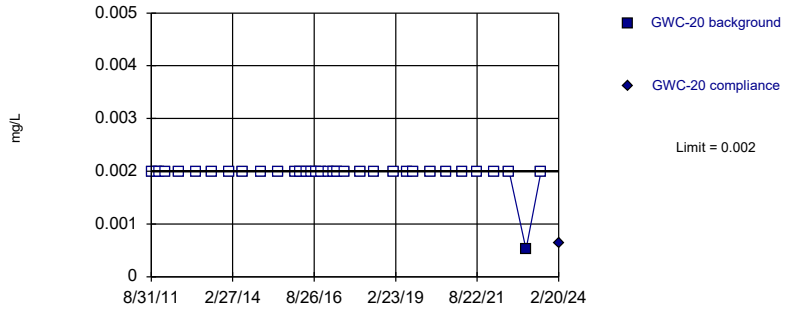

Non-parametric test used in lieu of parametric prediction limit because censored data exceeded 50%. Limit is highest of 34 background values. 97.06% NDs. Well-constituent pair annual alpha = 0.003195. Individual comparison alpha = 0.001599 (1 of 2).

Constituent: Antimony Analysis Run 8/13/2024 10:51 AM View: Appendix I

Plant Wansley Client: Southern Company Data: Wansley Landfill

Sanitas™ v.10.0.20 Software licensed to Groundwater Stats Consulting. UG
Hollow symbols indicate censored values.

Within Limit

Prediction Limit

Intrawell Non-parametric

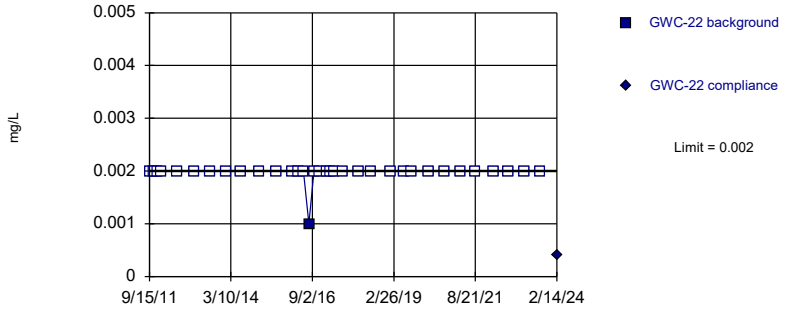

Non-parametric test used in lieu of parametric prediction limit because censored data exceeded 50%. Limit is highest of 34 background values. 97.06% NDs. Well-constituent pair annual alpha = 0.003195. Individual comparison alpha = 0.001599 (1 of 2).

Constituent: Antimony Analysis Run 8/13/2024 10:51 AM View: Appendix I

Plant Wansley Client: Southern Company Data: Wansley Landfill

Sanitas™ v.10.0.20 Software licensed to Groundwater Stats Consulting. UG
Hollow symbols indicate censored values.

Within Limit

Prediction Limit

Intrawell Non-parametric

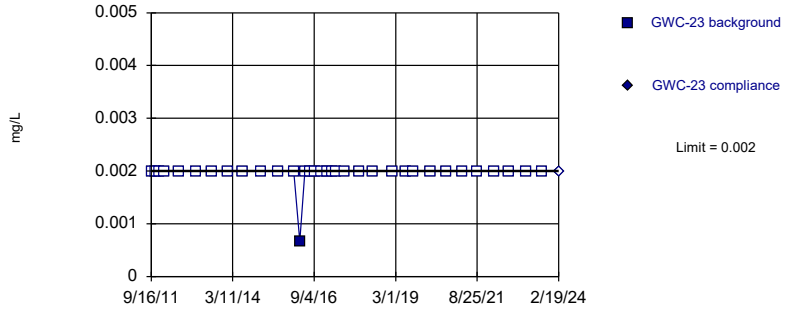

Non-parametric test used in lieu of parametric prediction limit because censored data exceeded 50%. Limit is highest of 34 background values. 97.06% NDs. Well-constituent pair annual alpha = 0.003195. Individual comparison alpha = 0.001599 (1 of 2).

Constituent: Antimony Analysis Run 8/13/2024 10:51 AM View: Appendix I

Plant Wansley Client: Southern Company Data: Wansley Landfill

Sanitas™ v.10.0.20 Software licensed to Groundwater Stats Consulting. UG
Hollow symbols indicate censored values.

Within Limit

Prediction Limit

Intrawell Non-parametric

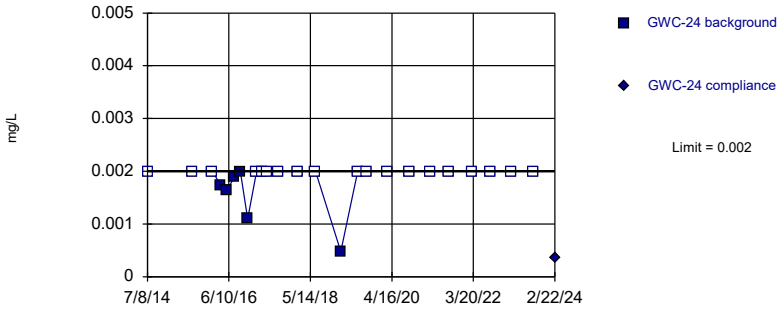

Non-parametric test used in lieu of parametric prediction limit because censored data exceeded 50%. Limit is highest of 25 background values. 76% NDs. Well-constituent pair annual alpha = 0.005656. Individual comparison alpha = 0.002832 (1 of 2).

Constituent: Antimony Analysis Run 8/13/2024 10:51 AM View: Appendix I

Plant Wansley Client: Southern Company Data: Wansley Landfill

Sanitas™ v.10.0.20 Software licensed to Groundwater Stats Consulting. UG
Hollow symbols indicate censored values.

Within Limit

Prediction Limit

Intrawell Non-parametric

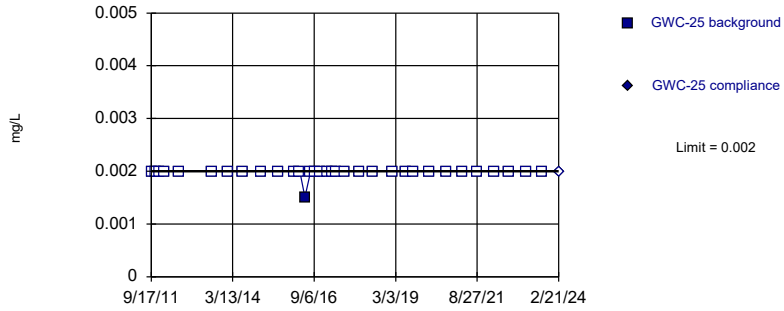

Non-parametric test used in lieu of parametric prediction limit because censored data exceeded 50%. Limit is highest of 33 background values. 96.97% NDs. Well-constituent pair annual alpha = 0.003399. Individual comparison alpha = 0.001701 (1 of 2).

Constituent: Antimony Analysis Run 8/13/2024 10:51 AM View: Appendix I

Plant Wansley Client: Southern Company Data: Wansley Landfill

Sanitas™ v.10.0.20 Software licensed to Groundwater Stats Consulting. UG
Hollow symbols indicate censored values.

Within Limit

Prediction Limit

Intrawell Non-parametric

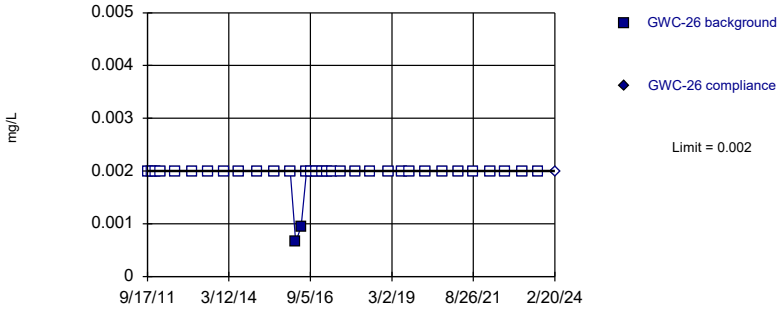

Non-parametric test used in lieu of parametric prediction limit because censored data exceeded 50%. Limit is highest of 34 background values. 94.12% NDs. Well-constituent pair annual alpha = 0.003195. Individual comparison alpha = 0.001599 (1 of 2).

Constituent: Antimony Analysis Run 8/13/2024 10:51 AM View: Appendix I

Plant Wansley Client: Southern Company Data: Wansley Landfill

Sanitas™ v.10.0.20 Software licensed to Groundwater Stats Consulting. UG
Hollow symbols indicate censored values.

Within Limit

Prediction Limit

Intrawell Non-parametric

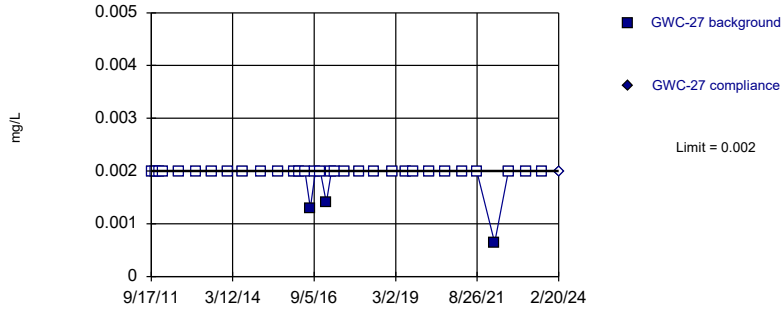

Non-parametric test used in lieu of parametric prediction limit because censored data exceeded 50%. Limit is highest of 34 background values. 91.18% NDs. Well-constituent pair annual alpha = 0.003195. Individual comparison alpha = 0.001599 (1 of 2).

Constituent: Antimony Analysis Run 8/13/2024 10:51 AM View: Appendix I

Plant Wansley Client: Southern Company Data: Wansley Landfill

Sanitas™ v.10.0.20 Software licensed to Groundwater Stats Consulting. UG
Hollow symbols indicate censored values.

Within Limit

Prediction Limit

Intrawell Non-parametric

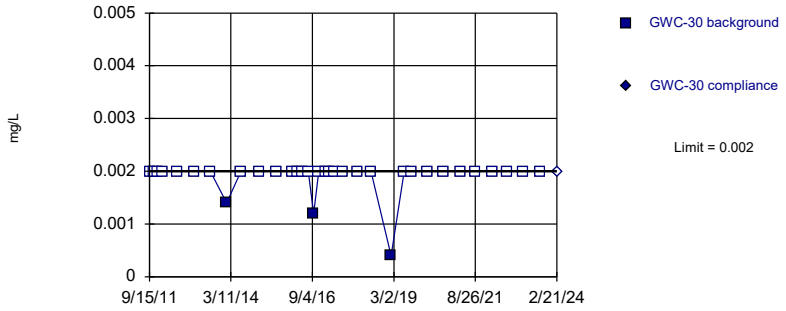

Non-parametric test used in lieu of parametric prediction limit because censored data exceeded 50%. Limit is highest of 34 background values. 91.18% NDs. Well-constituent pair annual alpha = 0.003195. Individual comparison alpha = 0.001599 (1 of 2).

Constituent: Antimony Analysis Run 8/13/2024 10:51 AM View: Appendix I
Plant Wansley Client: Southern Company Data: Wansley Landfill

Sanitas™ v.10.0.20 Software licensed to Groundwater Stats Consulting. UG
Hollow symbols indicate censored values.

Within Limit

Prediction Limit

Intrawell Non-parametric

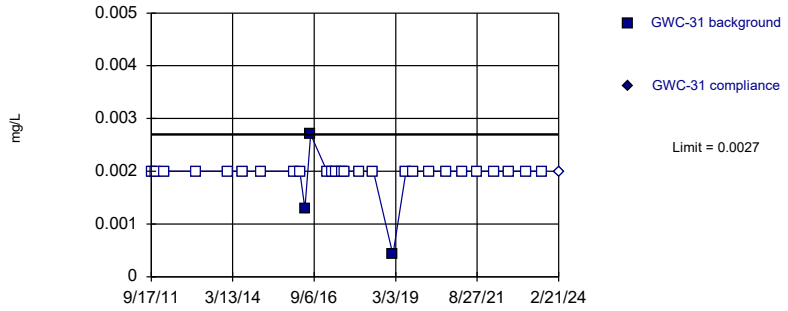

Non-parametric test used in lieu of parametric prediction limit because censored data exceeded 50%. Limit is highest of 29 background values. 89.66% NDs. Well-constituent pair annual alpha = 0.00434. Individual comparison alpha = 0.002172 (1 of 2).

Constituent: Antimony Analysis Run 8/13/2024 10:51 AM View: Appendix I
Plant Wansley Client: Southern Company Data: Wansley Landfill

Sanitas™ v.10.0.20 Software licensed to Groundwater Stats Consulting. UG
Hollow symbols indicate censored values.

Within Limit

Prediction Limit

Intrawell Non-parametric

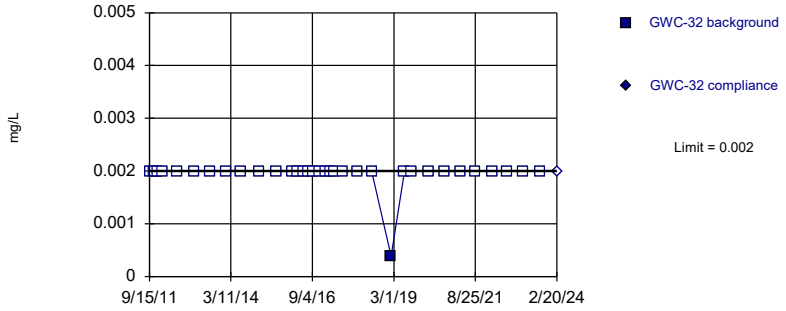

Non-parametric test used in lieu of parametric prediction limit because censored data exceeded 50%. Limit is highest of 34 background values. 97.06% NDs. Well-constituent pair annual alpha = 0.003195. Individual comparison alpha = 0.001599 (1 of 2).

Constituent: Antimony Analysis Run 8/13/2024 10:51 AM View: Appendix I
Plant Wansley Client: Southern Company Data: Wansley Landfill

Sanitas™ v.10.0.20 Software licensed to Groundwater Stats Consulting. UG
Hollow symbols indicate censored values.

Within Limit

Prediction Limit

Intrawell Non-parametric

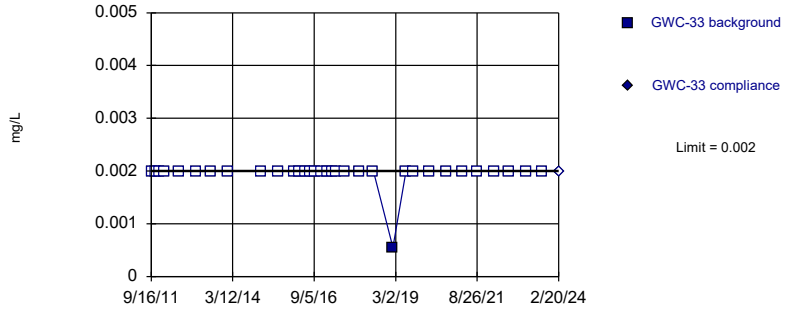

Non-parametric test used in lieu of parametric prediction limit because censored data exceeded 50%. Limit is highest of 33 background values. 96.97% NDs. Well-constituent pair annual alpha = 0.003399. Individual comparison alpha = 0.001701 (1 of 2).

Constituent: Antimony Analysis Run 8/13/2024 10:51 AM View: Appendix I
Plant Wansley Client: Southern Company Data: Wansley Landfill

Sanitas™ v.10.0.20 Software licensed to Groundwater Stats Consulting. UG
Hollow symbols indicate censored values.
Within Limit

Prediction Limit

Intrawell Non-parametric

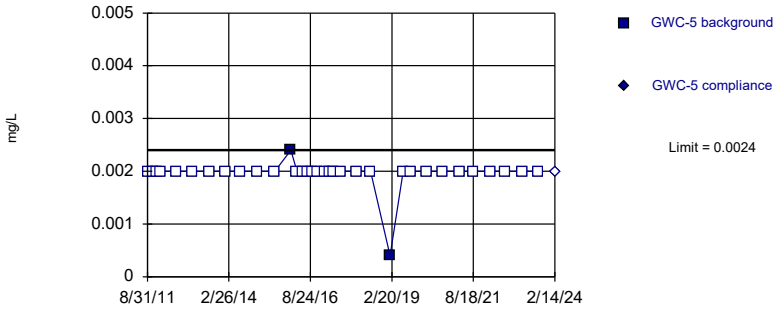

Non-parametric test used in lieu of parametric prediction limit because censored data exceeded 50%. Limit is highest of 34 background values. 94.12% NDs. Well-constituent pair annual alpha = 0.003195. Individual comparison alpha = 0.001599 (1 of 2).

Constituent: Antimony Analysis Run 8/13/2024 10:51 AM View: Appendix I
Plant Wansley Client: Southern Company Data: Wansley Landfill

Sanitas™ v.10.0.20 Software licensed to Groundwater Stats Consulting. UG
Hollow symbols indicate censored values.
Within Limit

Prediction Limit

Intrawell Non-parametric

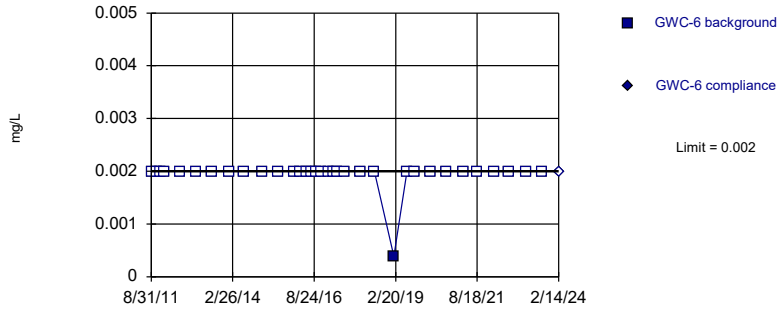

Non-parametric test used in lieu of parametric prediction limit because censored data exceeded 50%. Limit is highest of 34 background values. 97.06% NDs. Well-constituent pair annual alpha = 0.003195. Individual comparison alpha = 0.001599 (1 of 2).

Constituent: Antimony Analysis Run 8/13/2024 10:51 AM View: Appendix I
Plant Wansley Client: Southern Company Data: Wansley Landfill

Sanitas™ v.10.0.20 Software licensed to Groundwater Stats Consulting. UG
Hollow symbols indicate censored values.
Exceeds Limit

Prediction Limit

Intrawell Non-parametric

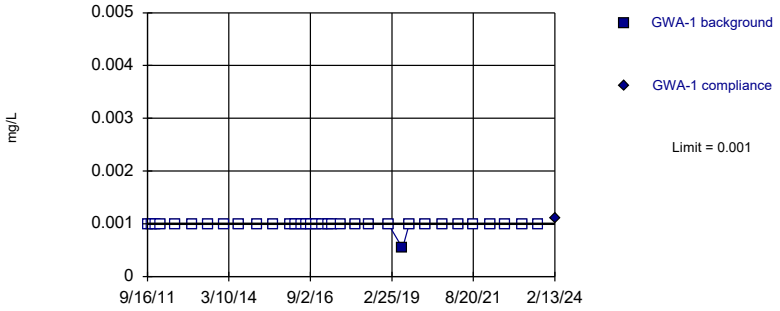

Non-parametric test used in lieu of parametric prediction limit because censored data exceeded 50%. Limit is highest of 34 background values. 97.06% NDs. Well-constituent pair annual alpha = 0.003195. Individual comparison alpha = 0.001599 (1 of 2).

Constituent: Arsenic Analysis Run 8/13/2024 10:51 AM View: Appendix I
Plant Wansley Client: Southern Company Data: Wansley Landfill

Sanitas™ v.10.0.20 Software licensed to Groundwater Stats Consulting. UG
Hollow symbols indicate censored values.
Within Limit

Prediction Limit

Intrawell Non-parametric

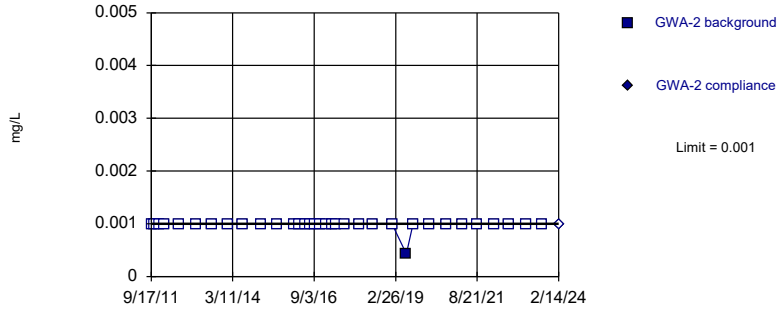

Non-parametric test used in lieu of parametric prediction limit because censored data exceeded 50%. Limit is highest of 34 background values. 97.06% NDs. Well-constituent pair annual alpha = 0.003195. Individual comparison alpha = 0.001599 (1 of 2).

Constituent: Arsenic Analysis Run 8/13/2024 10:51 AM View: Appendix I
Plant Wansley Client: Southern Company Data: Wansley Landfill

Sanitas™ v.10.0.20 Software licensed to Groundwater Stats Consulting. UG
Hollow symbols indicate censored values.
Within Limit

Prediction Limit

Intrawell Non-parametric

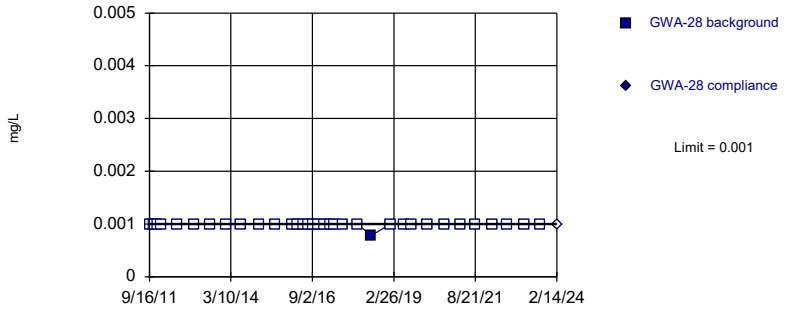

Non-parametric test used in lieu of parametric prediction limit because censored data exceeded 50%. Limit is highest of 34 background values. 97.06% NDs. Well-constituent pair annual alpha = 0.003195. Individual comparison alpha = 0.001599 (1 of 2).

Constituent: Arsenic Analysis Run 8/13/2024 10:52 AM View: Appendix I
Plant Wansley Client: Southern Company Data: Wansley Landfill

Sanitas™ v.10.0.20 Software licensed to Groundwater Stats Consulting. UG
Hollow symbols indicate censored values.
Within Limit

Prediction Limit

Intrawell Non-parametric

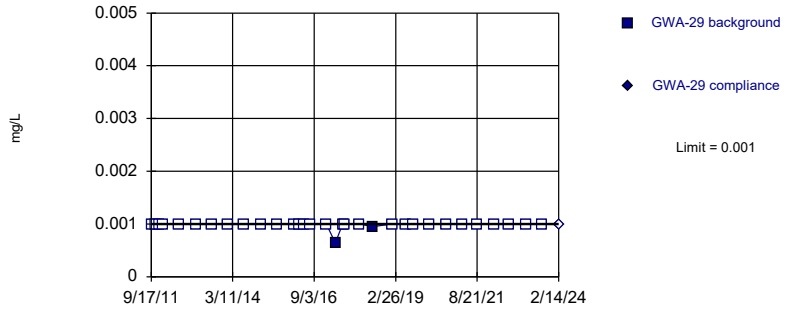

Non-parametric test used in lieu of parametric prediction limit because censored data exceeded 50%. Limit is highest of 32 background values. 93.75% NDs. Well-constituent pair annual alpha = 0.003603. Individual comparison alpha = 0.001803 (1 of 2).

Constituent: Arsenic Analysis Run 8/13/2024 10:52 AM View: Appendix I
Plant Wansley Client: Southern Company Data: Wansley Landfill

Sanitas™ v.10.0.20 Software licensed to Groundwater Stats Consulting. UG
Hollow symbols indicate censored values.

Prediction Limit

Intrawell Non-parametric, GWA-3 (bg)

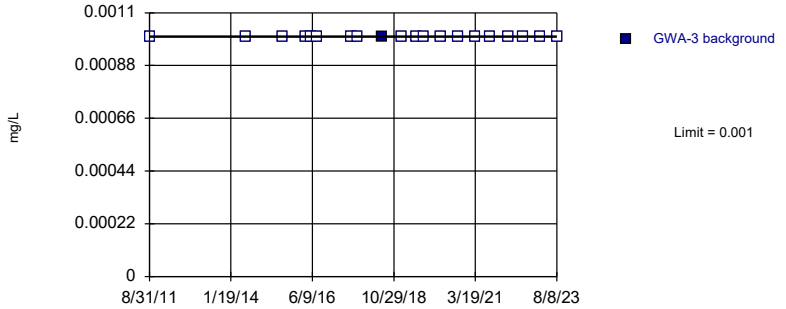

Non-parametric test used in lieu of parametric prediction limit because censored data exceeded 50%. Limit is highest of 20 background values. 95% NDs. Well-constituent pair annual alpha = 0.008564. Individual comparison alpha = 0.004291 (1 of 2). Assumes 1 future value.

Constituent: Arsenic Analysis Run 8/13/2024 10:52 AM View: Appendix I
Plant Wansley Client: Southern Company Data: Wansley Landfill

Sanitas™ v.10.0.20 Software licensed to Groundwater Stats Consulting. UG
Hollow symbols indicate censored values.
Within Limit

Prediction Limit

Intrawell Non-parametric

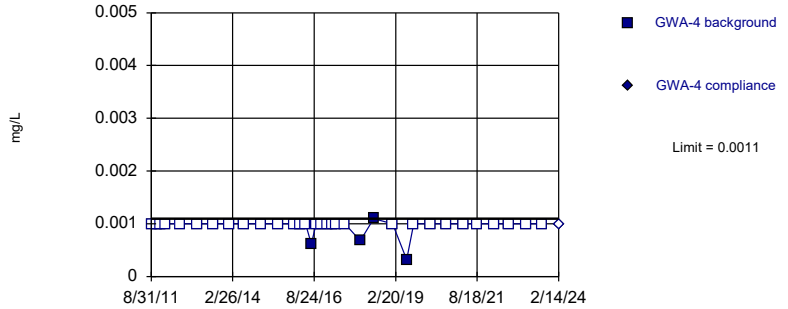

Non-parametric test used in lieu of parametric prediction limit because censored data exceeded 50%. Limit is highest of 34 background values. 88.24% NDs. Well-constituent pair annual alpha = 0.003195. Individual comparison alpha = 0.001599 (1 of 2).

Constituent: Arsenic Analysis Run 8/13/2024 10:52 AM View: Appendix I
Plant Wansley Client: Southern Company Data: Wansley Landfill

Sanitas™ v.10.0.20 Software licensed to Groundwater Stats Consulting. UG
Hollow symbols indicate censored values.

Within Limit

Prediction Limit

Intrawell Parametric

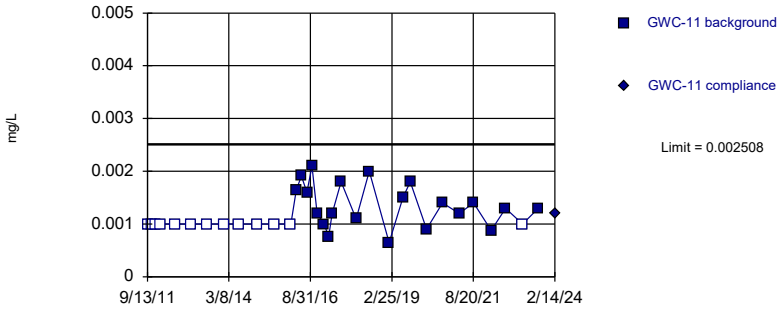

Background Data Summary (based on natural log transformation) (after Kaplan-Meier Adjustment): Mean=-6.905, Std. Dev.=0.3523, n=34, 38.24% NDs. Normality test: Shapiro Wilk @alpha = 0.01, calculated = 0.9127, critical = 0.908. Kappa = 2.603 (c=16, w=29, 1 of 2, event alpha = 0.05132). Report alpha = 0.0001135.

Constituent: Arsenic Analysis Run 8/13/2024 10:52 AM View: Appendix I
Plant Wansley Client: Southern Company Data: Wansley Landfill

Sanitas™ v.10.0.20 Software licensed to Groundwater Stats Consulting. UG
Hollow symbols indicate censored values.

Within Limit

Prediction Limit

Intrawell Non-parametric

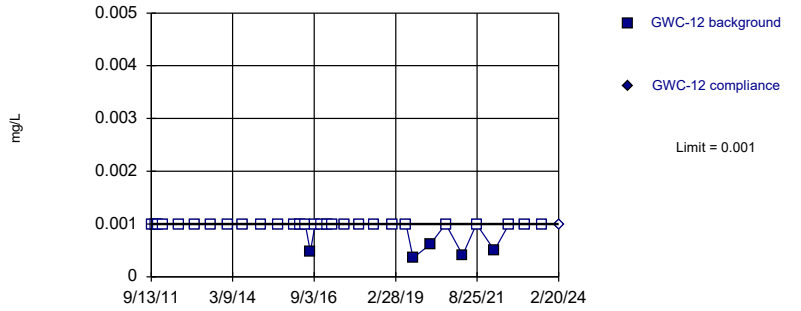

Non-parametric test used in lieu of parametric prediction limit because censored data exceeded 50%. Limit is highest of 33 background values. 84.85% NDs. Well-constituent pair annual alpha = 0.003399. Individual comparison alpha = 0.001701 (1 of 2).

Constituent: Arsenic Analysis Run 8/13/2024 10:52 AM View: Appendix I
Plant Wansley Client: Southern Company Data: Wansley Landfill

Sanitas™ v.10.0.20 Software licensed to Groundwater Stats Consulting. UG
Hollow symbols indicate censored values.

Within Limit

Prediction Limit

Intrawell Non-parametric

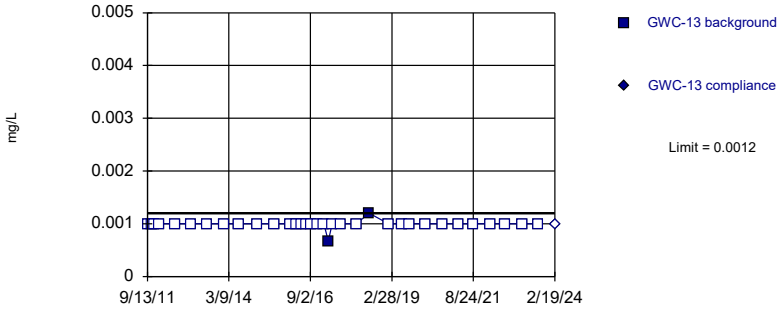

Non-parametric test used in lieu of parametric prediction limit because censored data exceeded 50%. Limit is highest of 34 background values. 94.12% NDs. Well-constituent pair annual alpha = 0.003195. Individual comparison alpha = 0.001599 (1 of 2).

Constituent: Arsenic Analysis Run 8/13/2024 10:52 AM View: Appendix I
Plant Wansley Client: Southern Company Data: Wansley Landfill

Sanitas™ v.10.0.20 Software licensed to Groundwater Stats Consulting. UG
Hollow symbols indicate censored values.

Within Limit

Prediction Limit

Intrawell Non-parametric

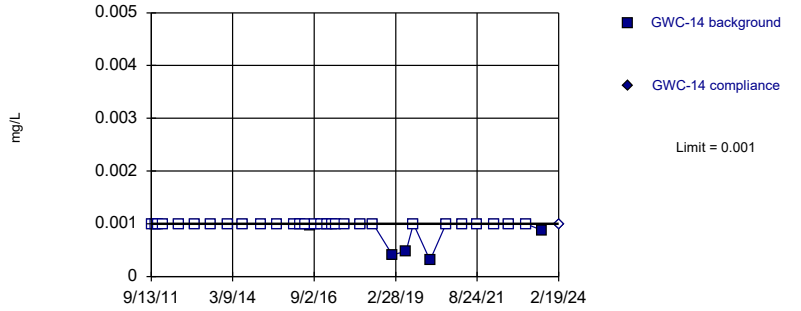

Non-parametric test used in lieu of parametric prediction limit because censored data exceeded 50%. Limit is highest of 34 background values. 85.29% NDs. Well-constituent pair annual alpha = 0.003195. Individual comparison alpha = 0.001599 (1 of 2).

Constituent: Arsenic Analysis Run 8/13/2024 10:52 AM View: Appendix I
Plant Wansley Client: Southern Company Data: Wansley Landfill

Sanitas™ v.10.0.20 Software licensed to Groundwater Stats Consulting. UG
Hollow symbols indicate censored values.

Within Limit

Prediction Limit

Intrawell Non-parametric

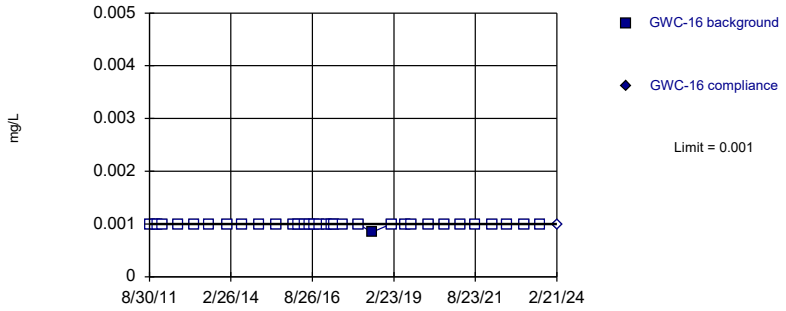

Non-parametric test used in lieu of parametric prediction limit because censored data exceeded 50%. Limit is highest of 34 background values. 97.06% NDs. Well-constituent pair annual alpha = 0.003195. Individual comparison alpha = 0.001599 (1 of 2).

Constituent: Arsenic Analysis Run 8/13/2024 10:52 AM View: Appendix I
Plant Wansley Client: Southern Company Data: Wansley Landfill

Sanitas™ v.10.0.20 Software licensed to Groundwater Stats Consulting. UG
Hollow symbols indicate censored values.

Within Limit

Prediction Limit

Intrawell Non-parametric

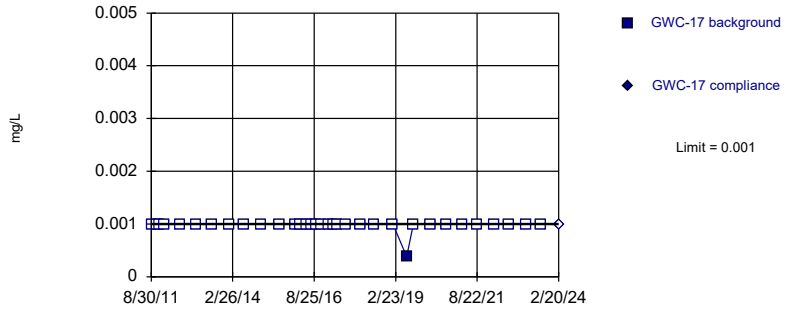

Non-parametric test used in lieu of parametric prediction limit because censored data exceeded 50%. Limit is highest of 34 background values. 97.06% NDs. Well-constituent pair annual alpha = 0.003195. Individual comparison alpha = 0.001599 (1 of 2).

Constituent: Arsenic Analysis Run 8/13/2024 10:52 AM View: Appendix I
Plant Wansley Client: Southern Company Data: Wansley Landfill

Sanitas™ v.10.0.20 Software licensed to Groundwater Stats Consulting. UG
Hollow symbols indicate censored values.

Within Limit

Prediction Limit

Intrawell Non-parametric

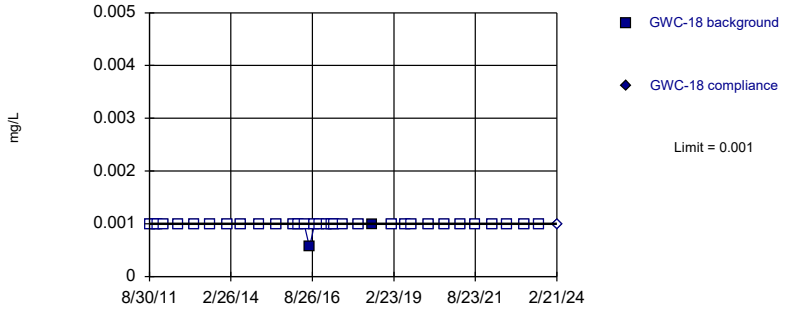

Non-parametric test used in lieu of parametric prediction limit because censored data exceeded 50%. Limit is highest of 34 background values. 94.12% NDs. Well-constituent pair annual alpha = 0.003195. Individual comparison alpha = 0.001599 (1 of 2).

Constituent: Arsenic Analysis Run 8/13/2024 10:52 AM View: Appendix I
Plant Wansley Client: Southern Company Data: Wansley Landfill

Sanitas™ v.10.0.20 Software licensed to Groundwater Stats Consulting. UG
Hollow symbols indicate censored values.

Within Limit

Prediction Limit

Intrawell Non-parametric

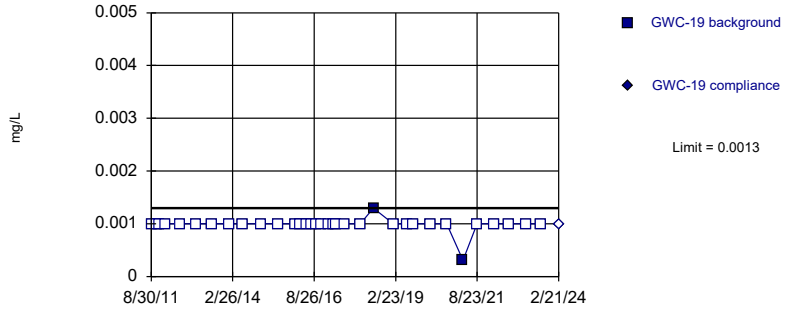

Non-parametric test used in lieu of parametric prediction limit because censored data exceeded 50%. Limit is highest of 34 background values. 94.12% NDs. Well-constituent pair annual alpha = 0.003195. Individual comparison alpha = 0.001599 (1 of 2).

Constituent: Arsenic Analysis Run 8/13/2024 10:52 AM View: Appendix I
Plant Wansley Client: Southern Company Data: Wansley Landfill

Sanitas™ v.10.0.20 Software licensed to Groundwater Stats Consulting. UG
Hollow symbols indicate censored values.

Within Limit

Prediction Limit

Intrawell Non-parametric

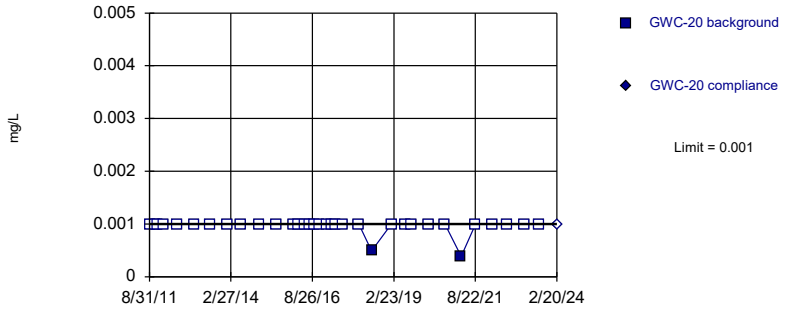

Non-parametric test used in lieu of parametric prediction limit because censored data exceeded 50%. Limit is highest of 34 background values. 94.12% NDs. Well-constituent pair annual alpha = 0.003195. Individual comparison alpha = 0.001599 (1 of 2).

Constituent: Arsenic Analysis Run 8/13/2024 10:52 AM View: Appendix I

Plant Wansley Client: Southern Company Data: Wansley Landfill

Sanitas™ v.10.0.20 Software licensed to Groundwater Stats Consulting. UG
Hollow symbols indicate censored values.

Within Limit

Prediction Limit

Intrawell Non-parametric

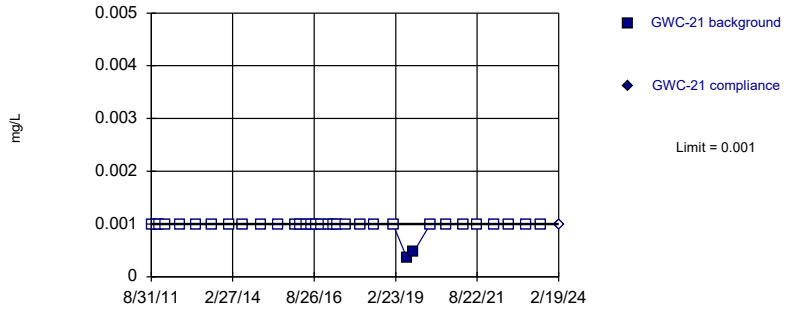

Non-parametric test used in lieu of parametric prediction limit because censored data exceeded 50%. Limit is highest of 34 background values. 94.12% NDs. Well-constituent pair annual alpha = 0.003195. Individual comparison alpha = 0.001599 (1 of 2).

Constituent: Arsenic Analysis Run 8/13/2024 10:52 AM View: Appendix I

Plant Wansley Client: Southern Company Data: Wansley Landfill

Sanitas™ v.10.0.20 Software licensed to Groundwater Stats Consulting. UG
Hollow symbols indicate censored values.

Within Limit

Prediction Limit

Intrawell Non-parametric

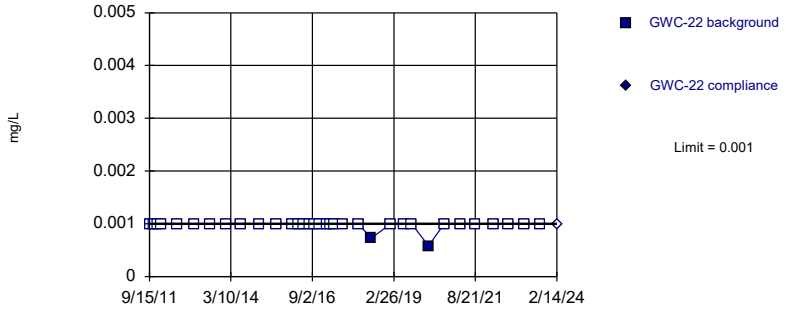

Non-parametric test used in lieu of parametric prediction limit because censored data exceeded 50%. Limit is highest of 34 background values. 94.12% NDs. Well-constituent pair annual alpha = 0.003195. Individual comparison alpha = 0.001599 (1 of 2).

Constituent: Arsenic Analysis Run 8/13/2024 10:52 AM View: Appendix I

Plant Wansley Client: Southern Company Data: Wansley Landfill

Sanitas™ v.10.0.20 Software licensed to Groundwater Stats Consulting. UG
Hollow symbols indicate censored values.

Within Limit

Prediction Limit

Intrawell Non-parametric

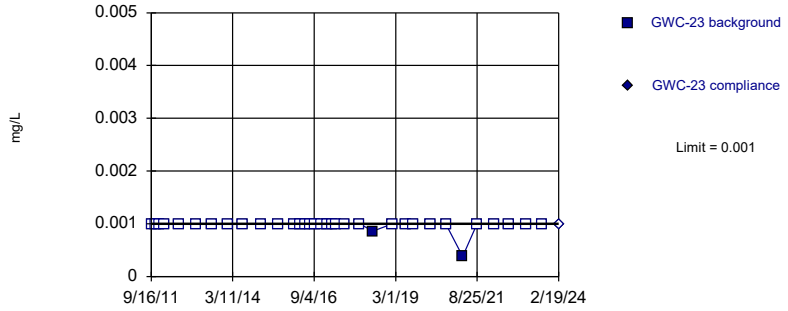

Non-parametric test used in lieu of parametric prediction limit because censored data exceeded 50%. Limit is highest of 34 background values. 94.12% NDs. Well-constituent pair annual alpha = 0.003195. Individual comparison alpha = 0.001599 (1 of 2).

Constituent: Arsenic Analysis Run 8/13/2024 10:52 AM View: Appendix I

Plant Wansley Client: Southern Company Data: Wansley Landfill

Sanitas™ v.10.0.20 Software licensed to Groundwater Stats Consulting. UG
Hollow symbols indicate censored values.
Within Limit

Prediction Limit

Intrawell Non-parametric

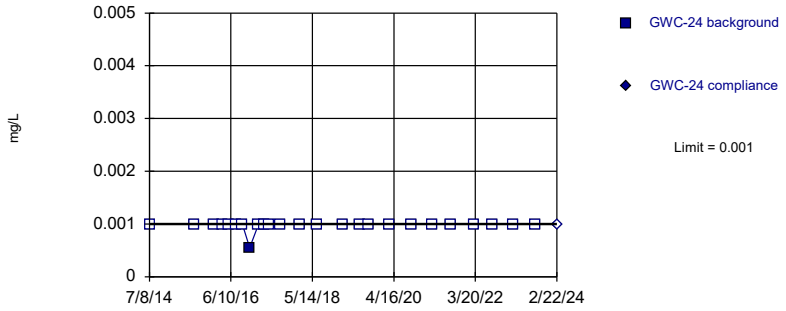

Non-parametric test used in lieu of parametric prediction limit because censored data exceeded 50%. Limit is highest of 25 background values. 96% NDs. Well-constituent pair annual alpha = 0.005656. Individual comparison alpha = 0.002832 (1 of 2).

Constituent: Arsenic Analysis Run 8/13/2024 10:52 AM View: Appendix I
Plant Wansley Client: Southern Company Data: Wansley Landfill

Sanitas™ v.10.0.20 Software licensed to Groundwater Stats Consulting. UG
Hollow symbols indicate censored values.
Within Limit

Prediction Limit

Intrawell Non-parametric

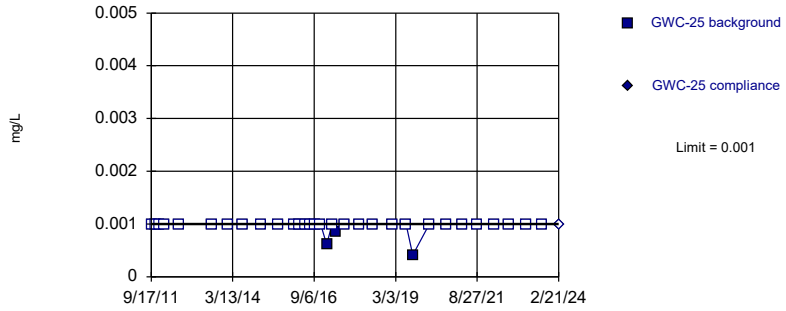

Non-parametric test used in lieu of parametric prediction limit because censored data exceeded 50%. Limit is highest of 33 background values. 90.91% NDs. Well-constituent pair annual alpha = 0.003399. Individual comparison alpha = 0.001701 (1 of 2).

Constituent: Arsenic Analysis Run 8/13/2024 10:52 AM View: Appendix I
Plant Wansley Client: Southern Company Data: Wansley Landfill

Sanitas™ v.10.0.20 Software licensed to Groundwater Stats Consulting. UG
Hollow symbols indicate censored values.
Within Limit

Prediction Limit

Intrawell Non-parametric

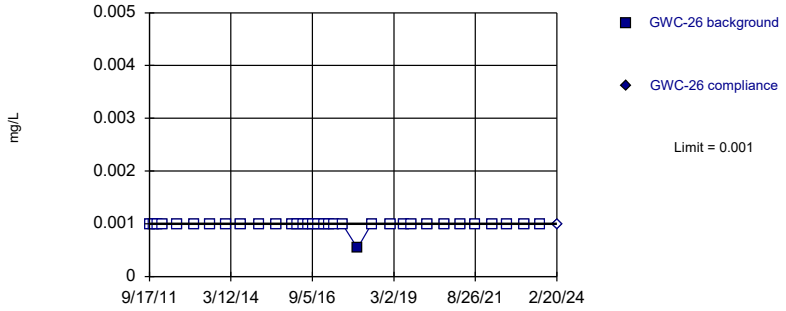

Non-parametric test used in lieu of parametric prediction limit because censored data exceeded 50%. Limit is highest of 34 background values. 97.06% NDs. Well-constituent pair annual alpha = 0.003195. Individual comparison alpha = 0.001599 (1 of 2).

Constituent: Arsenic Analysis Run 8/13/2024 10:52 AM View: Appendix I
Plant Wansley Client: Southern Company Data: Wansley Landfill

Sanitas™ v.10.0.20 Software licensed to Groundwater Stats Consulting. UG
Hollow symbols indicate censored values.
Within Limit

Prediction Limit

Intrawell Non-parametric

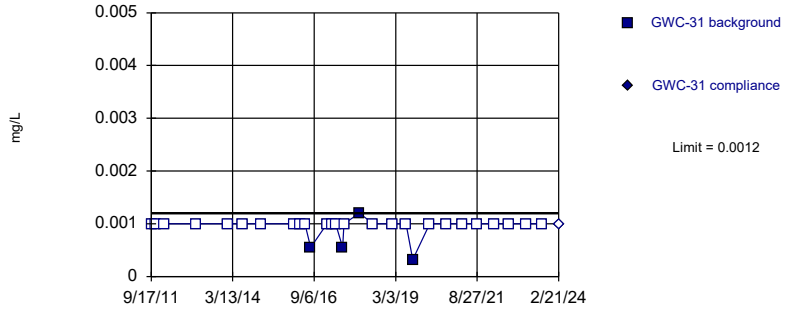

Non-parametric test used in lieu of parametric prediction limit because censored data exceeded 50%. Limit is highest of 29 background values. 86.21% NDs. Well-constituent pair annual alpha = 0.00434. Individual comparison alpha = 0.002172 (1 of 2).

Constituent: Arsenic Analysis Run 8/13/2024 10:52 AM View: Appendix I
Plant Wansley Client: Southern Company Data: Wansley Landfill

Sanitas™ v.10.0.20 Software licensed to Groundwater Stats Consulting. UG
Hollow symbols indicate censored values.
Within Limit

Prediction Limit

Intrawell Non-parametric

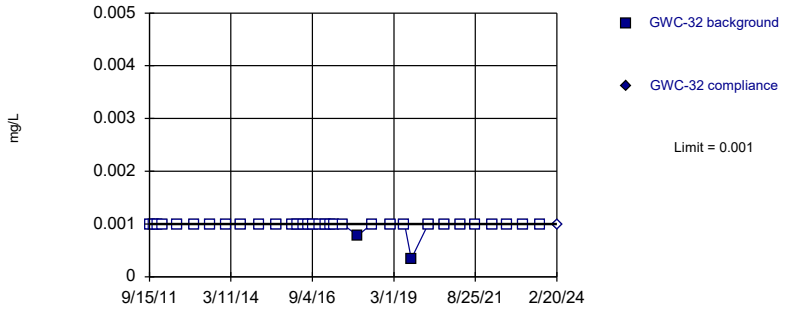

Non-parametric test used in lieu of parametric prediction limit because censored data exceeded 50%. Limit is highest of 34 background values. 94.12% NDs. Well-constituent pair annual alpha = 0.003195. Individual comparison alpha = 0.001599 (1 of 2).

Constituent: Arsenic Analysis Run 8/13/2024 10:52 AM View: Appendix I
Plant Wansley Client: Southern Company Data: Wansley Landfill

Sanitas™ v.10.0.20 Software licensed to Groundwater Stats Consulting. UG
Hollow symbols indicate censored values.
Within Limit

Prediction Limit

Intrawell Non-parametric

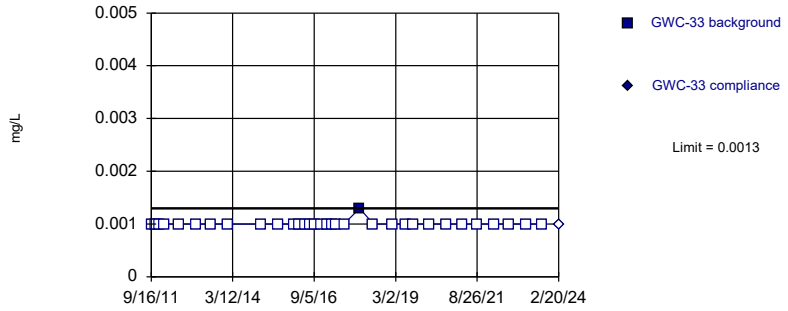

Non-parametric test used in lieu of parametric prediction limit because censored data exceeded 50%. Limit is highest of 33 background values. 96.97% NDs. Well-constituent pair annual alpha = 0.003399. Individual comparison alpha = 0.001701 (1 of 2).

Constituent: Arsenic Analysis Run 8/13/2024 10:52 AM View: Appendix I
Plant Wansley Client: Southern Company Data: Wansley Landfill

Sanitas™ v.10.0.20 Software licensed to Groundwater Stats Consulting. UG
Hollow symbols indicate censored values.
Within Limit

Prediction Limit

Intrawell Non-parametric

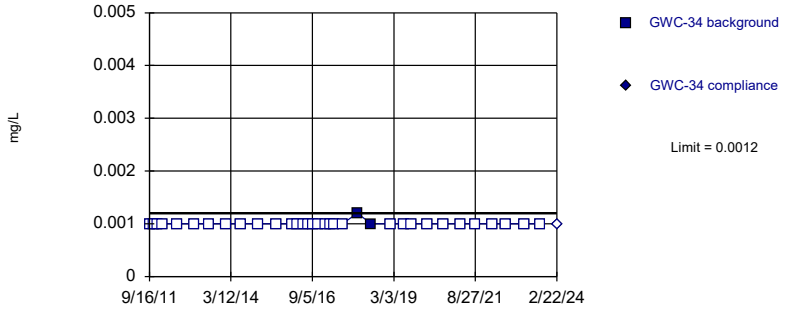

Non-parametric test used in lieu of parametric prediction limit because censored data exceeded 50%. Limit is highest of 34 background values. 94.12% NDs. Well-constituent pair annual alpha = 0.003195. Individual comparison alpha = 0.001599 (1 of 2).

Constituent: Arsenic Analysis Run 8/13/2024 10:52 AM View: Appendix I
Plant Wansley Client: Southern Company Data: Wansley Landfill

Sanitas™ v.10.0.20 Software licensed to Groundwater Stats Consulting. UG
Hollow symbols indicate censored values.
Within Limit

Prediction Limit

Intrawell Non-parametric

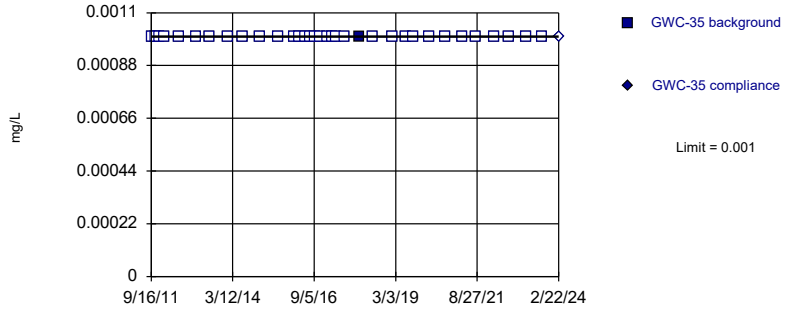

Non-parametric test used in lieu of parametric prediction limit because censored data exceeded 50%. Limit is highest of 34 background values. 97.06% NDs. Well-constituent pair annual alpha = 0.003195. Individual comparison alpha = 0.001599 (1 of 2).

Constituent: Arsenic Analysis Run 8/13/2024 10:52 AM View: Appendix I
Plant Wansley Client: Southern Company Data: Wansley Landfill

Sanitas™ v.10.0.20 Software licensed to Groundwater Stats Consulting. UG
Hollow symbols indicate censored values.

Within Limit

Prediction Limit

Intrawell Non-parametric

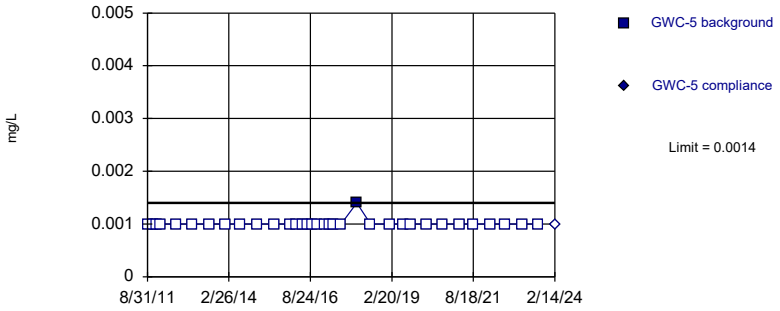

Non-parametric test used in lieu of parametric prediction limit because censored data exceeded 50%. Limit is highest of 34 background values. 97.06% NDs. Well-constituent pair annual alpha = 0.003195. Individual comparison alpha = 0.001599 (1 of 2).

Constituent: Arsenic Analysis Run 8/13/2024 10:52 AM View: Appendix I
Plant Wansley Client: Southern Company Data: Wansley Landfill

Sanitas™ v.10.0.20 Software licensed to Groundwater Stats Consulting. UG
Hollow symbols indicate censored values.

Within Limit

Prediction Limit

Intrawell Non-parametric

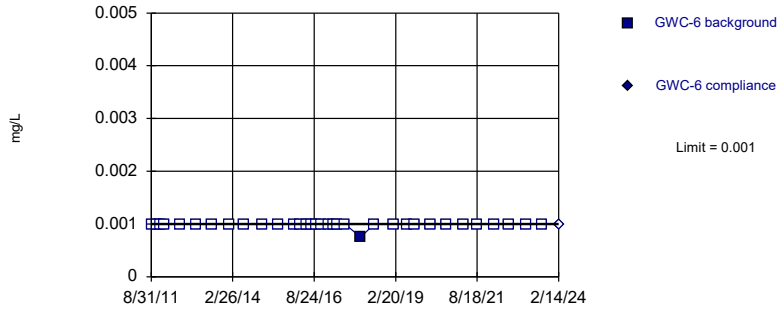

Non-parametric test used in lieu of parametric prediction limit because censored data exceeded 50%. Limit is highest of 34 background values. 97.06% NDs. Well-constituent pair annual alpha = 0.003195. Individual comparison alpha = 0.001599 (1 of 2).

Constituent: Arsenic Analysis Run 8/13/2024 10:52 AM View: Appendix I
Plant Wansley Client: Southern Company Data: Wansley Landfill

Sanitas™ v.10.0.20 Software licensed to Groundwater Stats Consulting. UG
Hollow symbols indicate censored values.

Within Limit

Prediction Limit

Intrawell Non-parametric

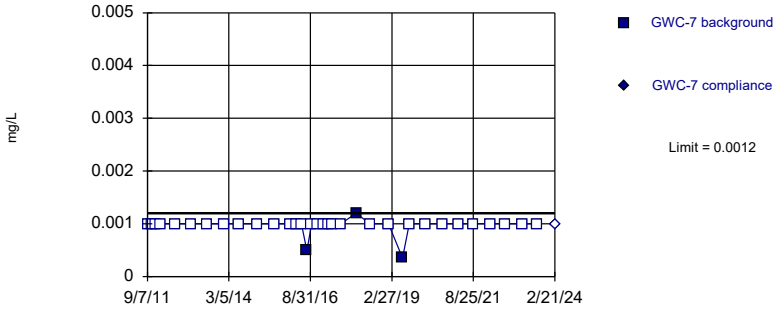

Non-parametric test used in lieu of parametric prediction limit because censored data exceeded 50%. Limit is highest of 34 background values. 91.18% NDs. Well-constituent pair annual alpha = 0.003195. Individual comparison alpha = 0.001599 (1 of 2).

Constituent: Arsenic Analysis Run 8/13/2024 10:52 AM View: Appendix I
Plant Wansley Client: Southern Company Data: Wansley Landfill

Sanitas™ v.10.0.20 Software licensed to Groundwater Stats Consulting. UG
Hollow symbols indicate censored values.

Within Limit

Prediction Limit

Intrawell Non-parametric

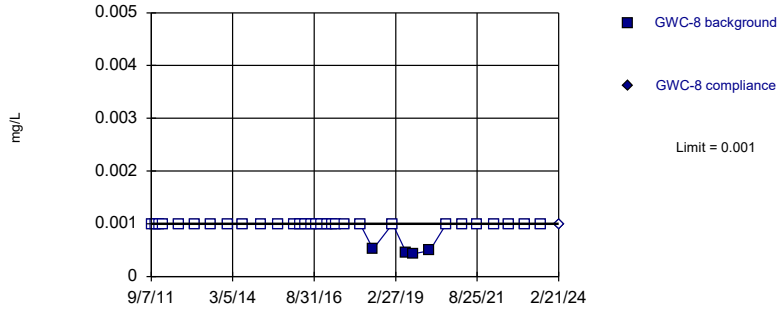

Non-parametric test used in lieu of parametric prediction limit because censored data exceeded 50%. Limit is highest of 34 background values. 88.24% NDs. Well-constituent pair annual alpha = 0.003195. Individual comparison alpha = 0.001599 (1 of 2).

Constituent: Arsenic Analysis Run 8/13/2024 10:52 AM View: Appendix I
Plant Wansley Client: Southern Company Data: Wansley Landfill

Sanitas™ v.10.0.20 Software licensed to Groundwater Stats Consulting. UG
Hollow symbols indicate censored values.

Within Limit

Prediction Limit

Intrawell Non-parametric

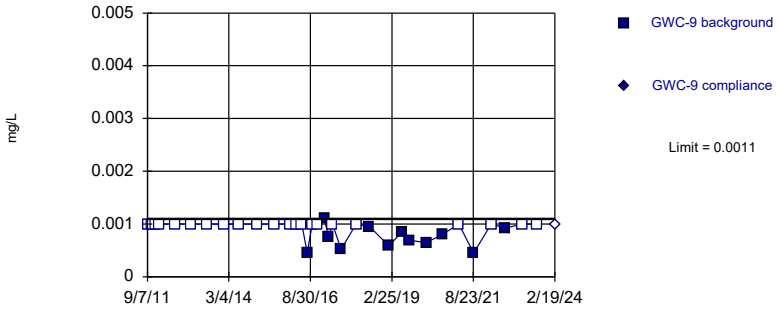

Non-parametric test used in lieu of parametric prediction limit because censored data exceeded 50%. Limit is highest of 34 background values. 64.71% NDs. Well-constituent pair annual alpha = 0.003195. Individual comparison alpha = 0.001599 (1 of 2).

Constituent: Arsenic Analysis Run 8/13/2024 10:52 AM View: Appendix I

Plant Wansley Client: Southern Company Data: Wansley Landfill

Sanitas™ v.10.0.20 Software licensed to Groundwater Stats Consulting. UG

Within Limit

Prediction Limit

Intrawell Parametric

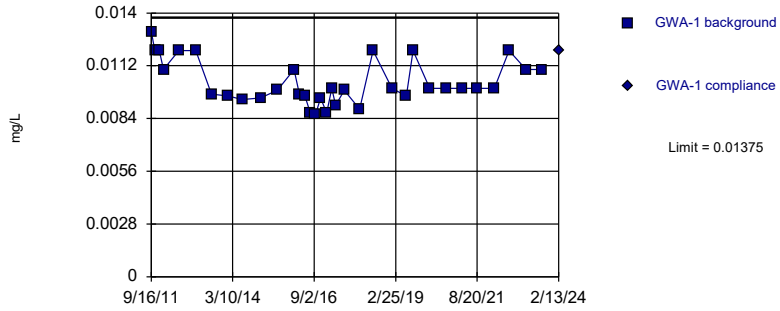

Background Data Summary (based on natural log transformation): Mean=-4.578, Std. Dev.=0.112, n=34. Normality test: Shapiro Wilk @alpha = 0.01, calculated = 0.9112, critical = 0.908. Kappa = 2.603 (c=16, w=29, 1 of 2, event alpha = 0.05132). Report alpha = 0.0001135.

Constituent: Barium Analysis Run 8/13/2024 10:52 AM View: Appendix I

Plant Wansley Client: Southern Company Data: Wansley Landfill

Sanitas™ v.10.0.20 Software licensed to Groundwater Stats Consulting. UG

Within Limit

Prediction Limit

Intrawell Parametric

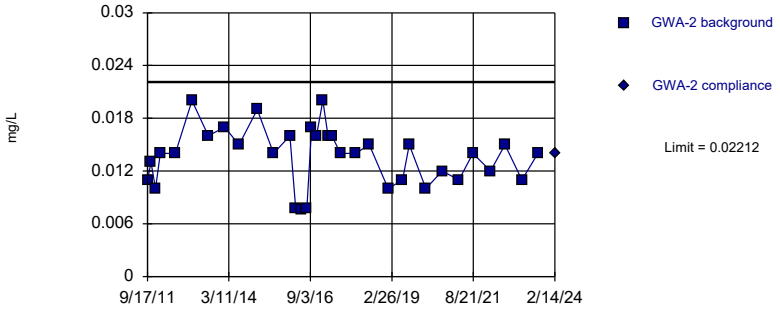

Background Data Summary: Mean=0.01368, Std. Dev.=0.003243, n=34. Normality test: Shapiro Wilk @alpha = 0.01, calculated = 0.9577, critical = 0.908. Kappa = 2.603 (c=16, w=29, 1 of 2, event alpha = 0.05132). Report alpha = 0.0001135.

Constituent: Barium Analysis Run 8/13/2024 10:52 AM View: Appendix I

Plant Wansley Client: Southern Company Data: Wansley Landfill

Sanitas™ v.10.0.20 Software licensed to Groundwater Stats Consulting. UG
Hollow symbols indicate censored values.

Within Limit

Prediction Limit

Intrawell Non-parametric

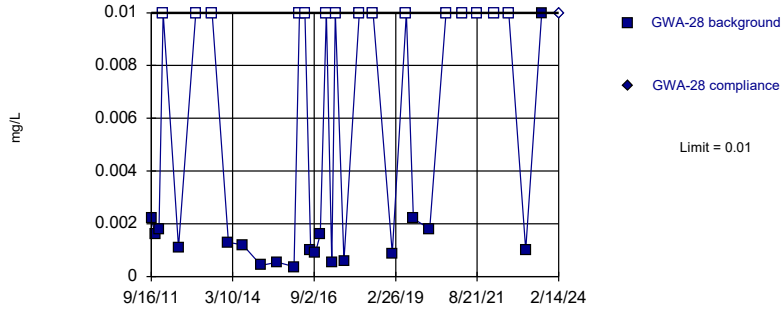

Non-parametric test used in lieu of parametric prediction limit because the Shapiro Wilk normality test showed the data to be non-normal at the 0.01 alpha level. Limit is highest of 34 background values. 44.12% NDs. Well-constituent pair annual alpha = 0.003195. Individual comparison alpha = 0.001599 (1 of 2).

Constituent: Barium Analysis Run 8/13/2024 10:52 AM View: Appendix I

Plant Wansley Client: Southern Company Data: Wansley Landfill

Sanitas™ v.10.0.20 Software licensed to Groundwater Stats Consulting. UG
Hollow symbols indicate censored values.

Within Limit

Prediction Limit

Intrawell Non-parametric

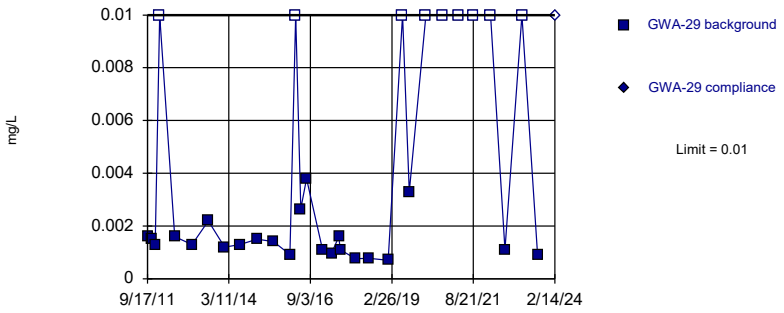

Non-parametric test used in lieu of parametric prediction limit because the Shapiro Wilk normality test showed the data to be non-normal at the 0.01 alpha level. Limit is highest of 32 background values. 28.13% NDs. Well-constituent pair annual alpha = 0.003603. Individual comparison alpha = 0.001803 (1 of 2).

Constituent: Barium Analysis Run 8/13/2024 10:52 AM View: Appendix I

Plant Wansley Client: Southern Company Data: Wansley Landfill

Sanitas™ v.10.0.20 Software licensed to Groundwater Stats Consulting. UG

Prediction Limit

Intrawell Non-parametric, GWA-3 (bg)

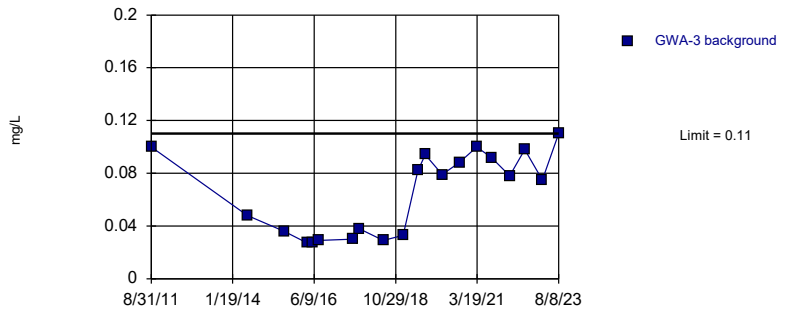

Non-parametric test used in lieu of parametric prediction limit because the Shapiro Wilk normality test showed the data to be non-normal at the 0.01 alpha level. Limit is highest of 20 background values. Well-constituent pair annual alpha = 0.008564. Individual comparison alpha = 0.004291 (1 of 2). Assumes 1 future value.

Constituent: Barium Analysis Run 8/13/2024 10:52 AM View: Appendix I

Plant Wansley Client: Southern Company Data: Wansley Landfill

Sanitas™ v.10.0.20 Software licensed to Groundwater Stats Consulting. UG

Within Limit

Prediction Limit

Intrawell Parametric

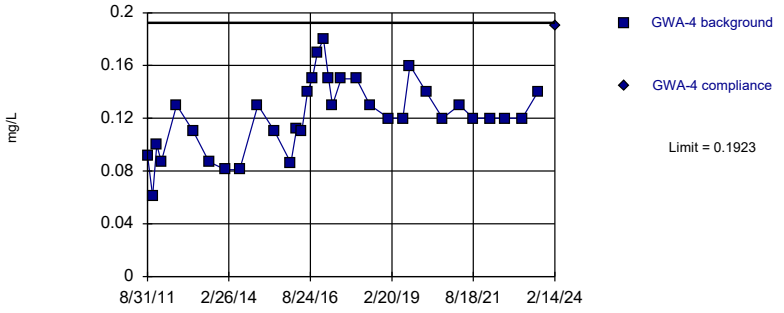

Background Data Summary: Mean=0.1217, Std. Dev.=0.02714, n=34. Normality test: Shapiro Wilk @alpha = 0.01, calculated = 0.9783, critical = 0.908. Kappa = 2.603 (c=16, w=29, 1 of 2, event alpha = 0.05132). Report alpha = 0.0001135.

Constituent: Barium Analysis Run 8/13/2024 10:52 AM View: Appendix I

Plant Wansley Client: Southern Company Data: Wansley Landfill

Sanitas™ v.10.0.20 Software licensed to Groundwater Stats Consulting. UG

Within Limit

Prediction Limit

Intrawell Parametric

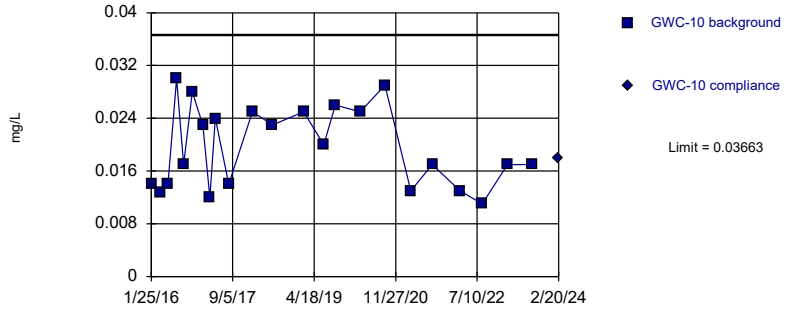

Background Data Summary: Mean=0.01955, Std. Dev.=0.006126, n=23. Normality test: Shapiro Wilk @alpha = 0.01, calculated = 0.9121, critical = 0.881. Kappa = 2.787 (c=16, w=29, 1 of 2, event alpha = 0.05132). Report alpha = 0.0001135.

Constituent: Barium Analysis Run 8/13/2024 10:52 AM View: Appendix I

Plant Wansley Client: Southern Company Data: Wansley Landfill

Sanitas™ v.10.0.20 Software licensed to Groundwater Stats Consulting. UG

Within Limit

Prediction Limit

Intrawell Parametric

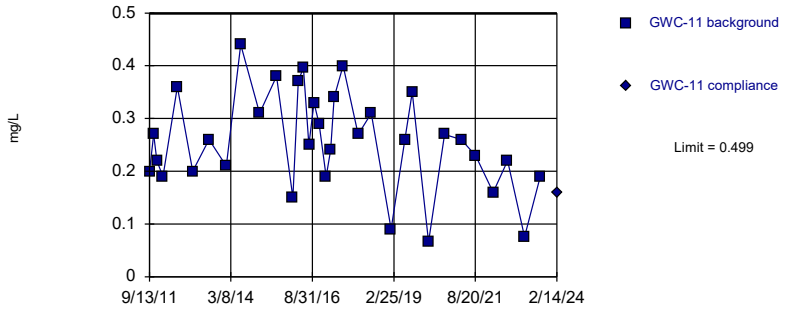

Background Data Summary: Mean=0.2574, Std. Dev.=0.09282, n=34. Normality test: Shapiro Wilk @alpha = 0.01, calculated = 0.9757, critical = 0.908. Kappa = 2.603 (c=16, w=29, 1 of 2, event alpha = 0.05132). Report alpha = 0.0001135.

Constituent: Barium Analysis Run 8/13/2024 10:52 AM View: Appendix I

Plant Wansley Client: Southern Company Data: Wansley Landfill

Sanitas™ v.10.0.20 Software licensed to Groundwater Stats Consulting. UG

Within Limit

Prediction Limit

Intrawell Parametric

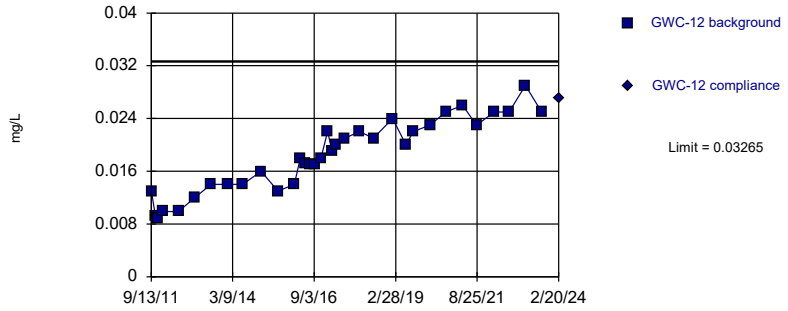

Background Data Summary: Mean=0.01844, Std. Dev.=0.005459, n=34. Normality test: Shapiro Wilk @alpha = 0.01, calculated = 0.9575, critical = 0.908. Kappa = 2.603 (c=16, w=29, 1 of 2, event alpha = 0.05132). Report alpha = 0.0001135.

Constituent: Barium Analysis Run 8/13/2024 10:52 AM View: Appendix I

Plant Wansley Client: Southern Company Data: Wansley Landfill

Sanitas™ v.10.0.20 Software licensed to Groundwater Stats Consulting. UG

Within Limit

Prediction Limit

Intrawell Parametric

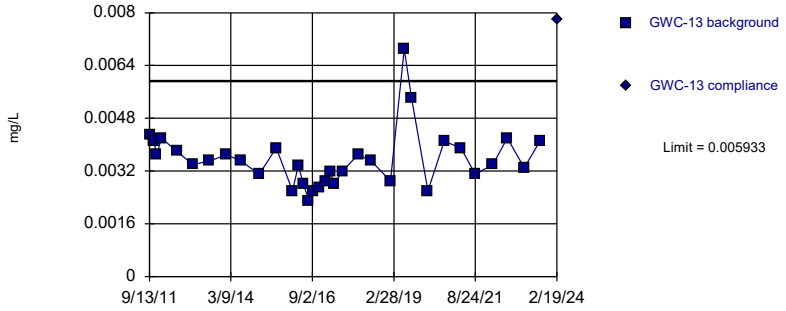

Background Data Summary (based on square root transformation): Mean=0.05922, Std. Dev.=0.00684, n=34. Normality test: Shapiro Wilk @alpha = 0.01, calculated = 0.9131, critical = 0.908. Kappa = 2.603 (c=16, w=29, 1 of 2, event alpha = 0.05132). Report alpha = 0.0001135.

Constituent: Barium Analysis Run 8/13/2024 10:52 AM View: Appendix I

Plant Wansley Client: Southern Company Data: Wansley Landfill

Sanitas™ v.10.0.20 Software licensed to Groundwater Stats Consulting. UG

Within Limit

Prediction Limit

Intrawell Parametric

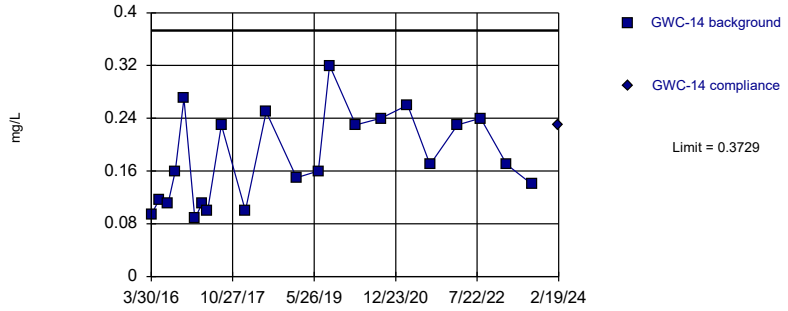

Background Data Summary: Mean=0.1791, Std. Dev.=0.06885, n=22. Normality test: Shapiro Wilk @alpha = 0.01, calculated = 0.9225, critical = 0.878. Kappa = 2.815 (c=16, w=29, 1 of 2, event alpha = 0.05132). Report alpha = 0.0001135.

Constituent: Barium Analysis Run 8/13/2024 10:52 AM View: Appendix I

Plant Wansley Client: Southern Company Data: Wansley Landfill

Sanitas™ v.10.0.20 Software licensed to Groundwater Stats Consulting. UG

Within Limit

Prediction Limit

Intrawell Parametric

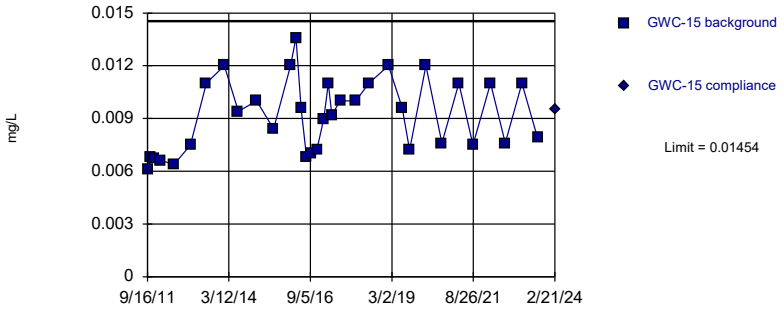

Background Data Summary: Mean=0.009167, Std. Dev.=0.002063, n=34. Normality test: Shapiro Wilk @alpha = 0.01, calculated = 0.9296, critical = 0.908. Kappa = 2.603 (c=16, w=29, 1 of 2, event alpha = 0.05132). Report alpha = 0.0001135.

Constituent: Barium Analysis Run 8/13/2024 10:52 AM View: Appendix I

Plant Wansley Client: Southern Company Data: Wansley Landfill

Sanitas™ v.10.0.20 Software licensed to Groundwater Stats Consulting. UG

Within Limit

Prediction Limit

Intrawell Non-parametric

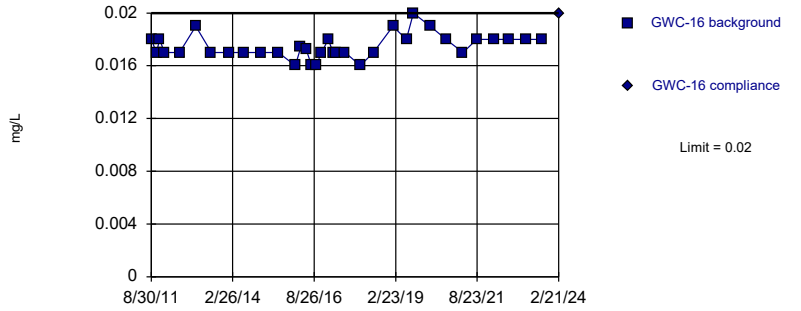

Non-parametric test used in lieu of parametric prediction limit because the Shapiro Wilk normality test showed the data to be non-normal at the 0.01 alpha level. Limit is highest of 34 background values. Well-constituent pair annual alpha = 0.003195. Individual comparison alpha = 0.001599 (1 of 2).

Constituent: Barium Analysis Run 8/13/2024 10:52 AM View: Appendix I

Plant Wansley Client: Southern Company Data: Wansley Landfill

Sanitas™ v.10.0.20 Software licensed to Groundwater Stats Consulting. UG

Exceeds Limit

Prediction Limit

Intrawell Non-parametric

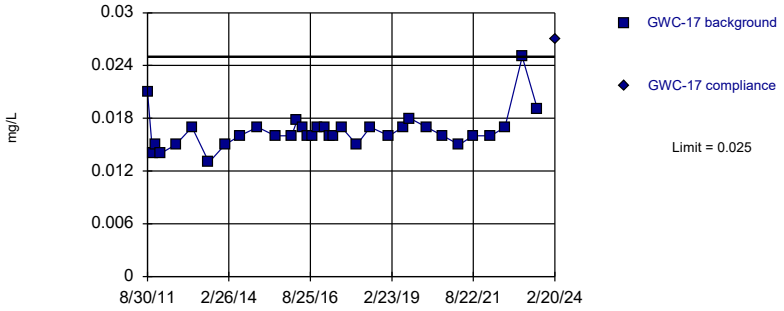

Non-parametric test used in lieu of parametric prediction limit because the Shapiro Wilk normality test showed the data to be non-normal at the 0.01 alpha level. Limit is highest of 34 background values. Well-constituent pair annual alpha = 0.003195. Individual comparison alpha = 0.001599 (1 of 2).

Constituent: Barium Analysis Run 8/13/2024 10:52 AM View: Appendix I

Plant Wansley Client: Southern Company Data: Wansley Landfill

Sanitas™ v.10.0.20 Software licensed to Groundwater Stats Consulting. UG

Within Limit

Prediction Limit

Intrawell Parametric

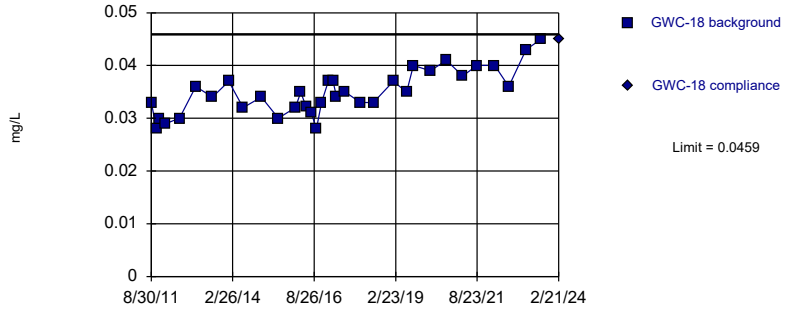

Background Data Summary: Mean=0.03492, Std. Dev.=0.004218, n=34. Normality test: Shapiro Wilk @alpha = 0.01, calculated = 0.9713, critical = 0.908. Kappa = 2.603 (c=16, w=29, 1 of 2, event alpha = 0.05132). Report alpha = 0.0001135.

Constituent: Barium Analysis Run 8/13/2024 10:52 AM View: Appendix I

Plant Wansley Client: Southern Company Data: Wansley Landfill

Sanitas™ v.10.0.20 Software licensed to Groundwater Stats Consulting. UG
Hollow symbols indicate censored values.

Within Limit

Prediction Limit

Intrawell Parametric

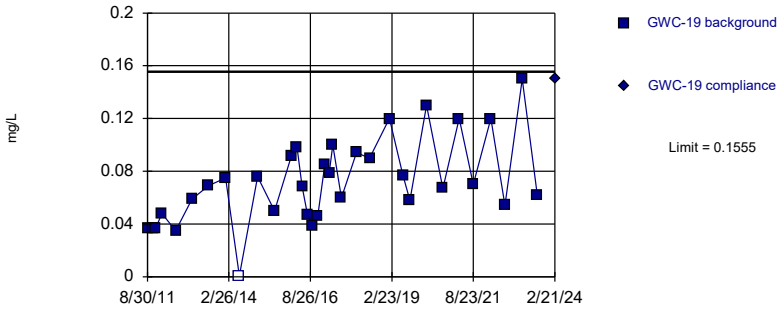

Background Data Summary: Mean=0.07209, Std. Dev.=0.03205, n=34, 2.941% NDs. Normality test: Shapiro Wilk @alpha = 0.01, calculated = 0.9732, critical = 0.908. Kappa = 2.603 (c=16, w=29, 1 of 2, event alpha = 0.05132). Report alpha = 0.0001135.

Constituent: Barium Analysis Run 8/13/2024 10:52 AM View: Appendix I

Plant Wansley Client: Southern Company Data: Wansley Landfill

Sanitas™ v.10.0.20 Software licensed to Groundwater Stats Consulting. UG

Within Limit

Prediction Limit

Intrawell Parametric

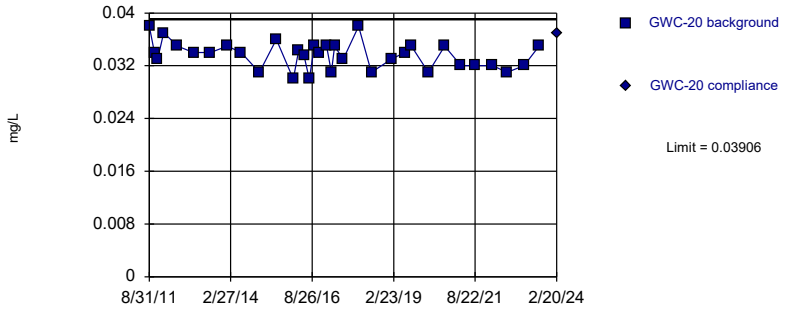

Background Data Summary: Mean=0.03362, Std. Dev.=0.002091, n=34. Normality test: Shapiro Wilk @alpha = 0.01, calculated = 0.9457, critical = 0.908. Kappa = 2.603 (c=16, w=29, 1 of 2, event alpha = 0.05132). Report alpha = 0.0001135.

Constituent: Barium Analysis Run 8/13/2024 10:52 AM View: Appendix I

Plant Wansley Client: Southern Company Data: Wansley Landfill

Sanitas™ v.10.0.20 Software licensed to Groundwater Stats Consulting. UG

Within Limit

Prediction Limit

Intrawell Parametric

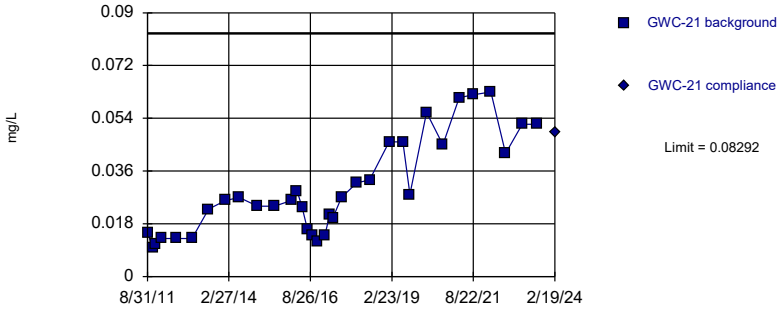

Background Data Summary (based on square root transformation): Mean=0.1671, Std. Dev.=0.04645, n=34. Normality test: Shapiro Wilk @alpha = 0.01, calculated = 0.9221, critical = 0.908. Kappa = 2.603 (c=16, w=29, 1 of 2, event alpha = 0.05132). Report alpha = 0.0001135.

Constituent: Barium Analysis Run 8/13/2024 10:52 AM View: Appendix I

Plant Wansley Client: Southern Company Data: Wansley Landfill

Sanitas™ v.10.0.20 Software licensed to Groundwater Stats Consulting. UG

Within Limit

Prediction Limit

Intrawell Parametric

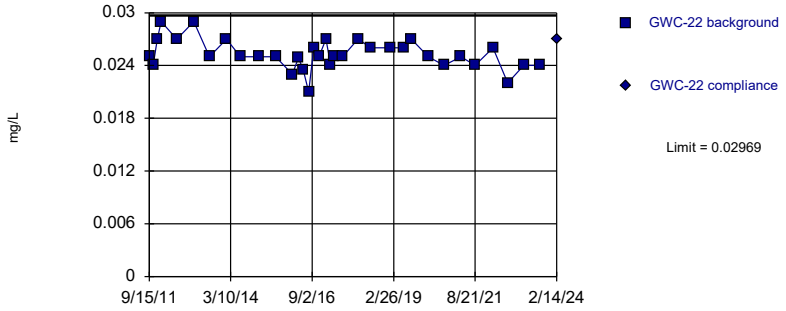

Background Data Summary: Mean=0.02525, Std. Dev.=0.001707, n=34. Normality test: Shapiro Wilk @alpha = 0.01, calculated = 0.9512, critical = 0.908. Kappa = 2.603 (c=16, w=29, 1 of 2, event alpha = 0.05132). Report alpha = 0.0001135.

Constituent: Barium Analysis Run 8/13/2024 10:52 AM View: Appendix I

Plant Wansley Client: Southern Company Data: Wansley Landfill

Sanitas™ v.10.0.20 Software licensed to Groundwater Stats Consulting. UG

Within Limit

Prediction Limit

Intrawell Parametric

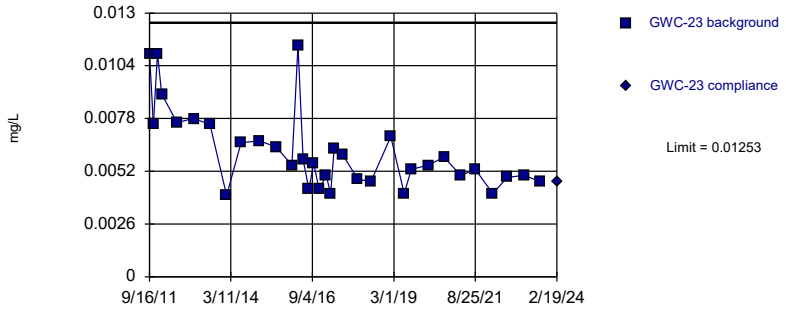

Background Data Summary (based on natural log transformation): Mean=-5.132, Std. Dev.=0.289, n=34. Normality test: Shapiro Wilk @alpha = 0.01, calculated = 0.923, critical = 0.908. Kappa = 2.603 (c=16, w=29, 1 of 2, event alpha = 0.05132). Report alpha = 0.0001135.

Constituent: Barium Analysis Run 8/13/2024 10:53 AM View: Appendix I

Plant Wansley Client: Southern Company Data: Wansley Landfill

Sanitas™ v.10.0.20 Software licensed to Groundwater Stats Consulting. UG

Within Limit

Prediction Limit

Intrawell Parametric

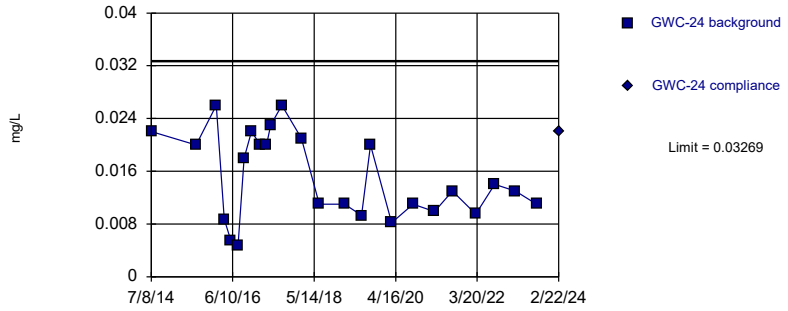

Background Data Summary: Mean=0.01511, Std. Dev.=0.006433, n=25. Normality test: Shapiro Wilk @alpha = 0.01, calculated = 0.925, critical = 0.888. Kappa = 2.733 (c=16, w=29, 1 of 2, event alpha = 0.05132). Report alpha = 0.0001135.

Constituent: Barium Analysis Run 8/13/2024 10:53 AM View: Appendix I

Plant Wansley Client: Southern Company Data: Wansley Landfill

Sanitas™ v.10.0.20 Software licensed to Groundwater Stats Consulting. UG

Within Limit

Prediction Limit

Intrawell Parametric

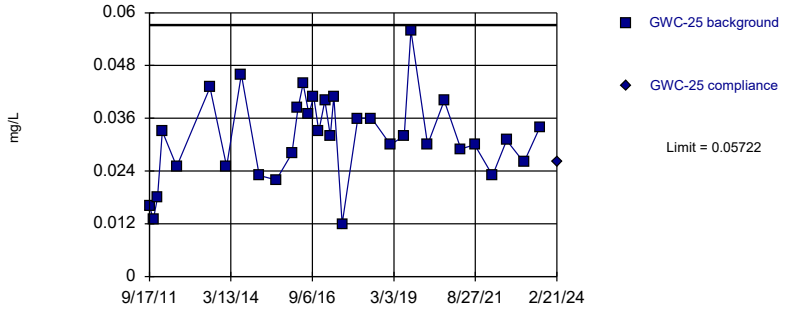

Background Data Summary: Mean=0.03161, Std. Dev.=0.009794, n=33. Normality test: Shapiro Wilk @alpha = 0.01, calculated = 0.986, critical = 0.906. Kappa = 2.614 (c=16, w=29, 1 of 2, event alpha = 0.05132). Report alpha = 0.0001135.

Constituent: Barium Analysis Run 8/13/2024 10:53 AM View: Appendix I

Plant Wansley Client: Southern Company Data: Wansley Landfill

Sanitas™ v.10.0.20 Software licensed to Groundwater Stats Consulting. UG

Within Limit

Prediction Limit

Intrawell Parametric

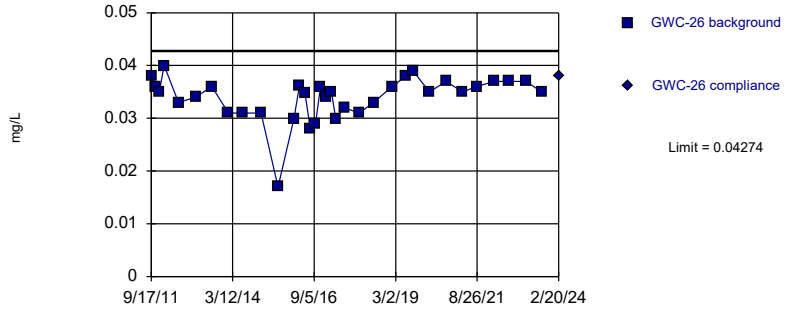

Background Data Summary (based on square transformation): Mean=0.001167, Std. Dev.=0.0002535, n=34. Normality test: Shapiro Wilk @alpha = 0.01, calculated = 0.9206, critical = 0.908. Kappa = 2.603 (c=16, w=29, 1 of 2, event alpha = 0.05132). Report alpha = 0.0001135.

Constituent: Barium Analysis Run 8/13/2024 10:53 AM View: Appendix I

Plant Wansley Client: Southern Company Data: Wansley Landfill

Sanitas™ v.10.0.20 Software licensed to Groundwater Stats Consulting. UG

Within Limit

Prediction Limit

Intrawell Parametric

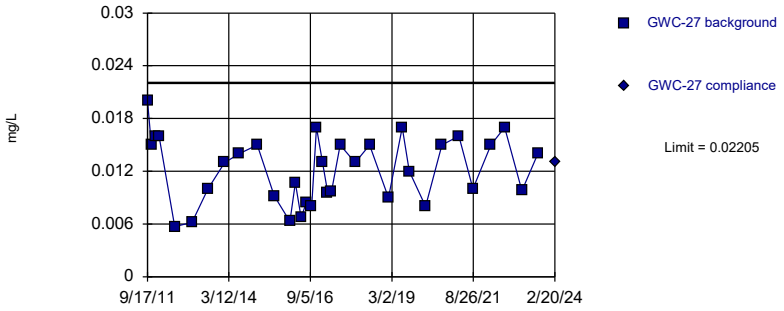

Background Data Summary: Mean=0.01222, Std. Dev.=0.003777, n=34. Normality test: Shapiro Wilk @alpha = 0.01, calculated = 0.9462, critical = 0.908. Kappa = 2.603 (c=16, w=29, 1 of 2, event alpha = 0.05132). Report alpha = 0.0001135.

Constituent: Barium Analysis Run 8/13/2024 10:53 AM View: Appendix I

Plant Wansley Client: Southern Company Data: Wansley Landfill

Sanitas™ v.10.0.20 Software licensed to Groundwater Stats Consulting. UG

Within Limit

Prediction Limit

Intrawell Non-parametric

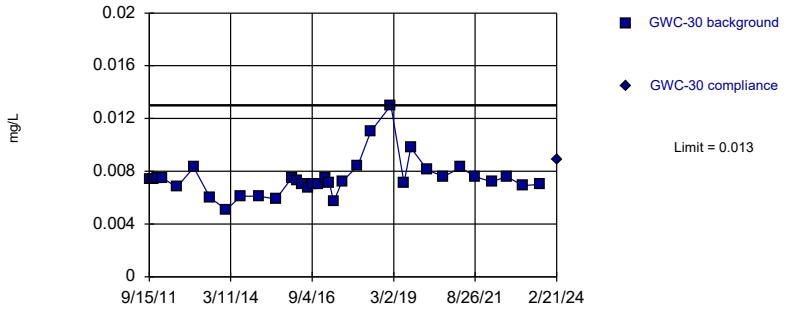

Non-parametric test used in lieu of parametric prediction limit because the Shapiro Wilk normality test showed the data to be non-normal at the 0.01 alpha level. Limit is highest of 34 background values. Well-constituent pair annual alpha = 0.003195. Individual comparison alpha = 0.001599 (1 of 2).

Constituent: Barium Analysis Run 8/13/2024 10:53 AM View: Appendix I

Plant Wansley Client: Southern Company Data: Wansley Landfill

Sanitas™ v.10.0.20 Software licensed to Groundwater Stats Consulting. UG

Hollow symbols indicate censored values.

Within Limit

Prediction Limit

Intrawell Parametric

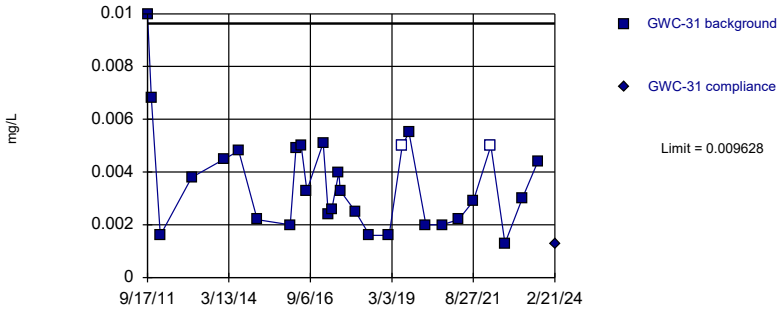

Background Data Summary (based on square root transformation): Mean=0.05847, Std. Dev.=0.01488, n=29, 6.897% NDs. Normality test: Shapiro Wilk @alpha = 0.01, calculated = 0.9427, critical = 0.898. Kappa = 2.665 (c=16, w=29, 1 of 2, event alpha = 0.05132). Report alpha = 0.0001135.

Constituent: Barium Analysis Run 8/13/2024 10:53 AM View: Appendix I

Plant Wansley Client: Southern Company Data: Wansley Landfill

Sanitas™ v.10.0.20 Software licensed to Groundwater Stats Consulting. UG

Hollow symbols indicate censored values.

Within Limit

Prediction Limit

Intrawell Non-parametric

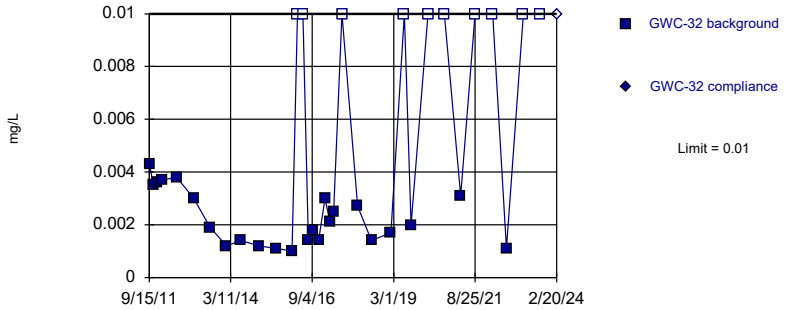

Non-parametric test used in lieu of parametric prediction limit because the Shapiro Wilk normality test showed the data to be non-normal at the 0.01 alpha level. Limit is highest of 34 background values. 29.41% NDs. Well-constituent pair annual alpha = 0.003195. Individual comparison alpha = 0.001599 (1 of 2).

Constituent: Barium Analysis Run 8/13/2024 10:53 AM View: Appendix I

Plant Wansley Client: Southern Company Data: Wansley Landfill

Sanitas™ v.10.0.20 Software licensed to Groundwater Stats Consulting. UG
Hollow symbols indicate censored values.

Within Limit

Prediction Limit

Intrawell Parametric

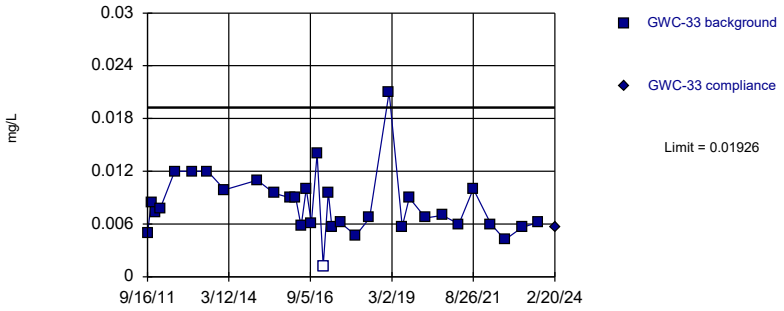

Background Data Summary (based on square root transformation): Mean=0.08848, Std. Dev.=0.01924, n=33, 3.03% NDs. Normality test: Shapiro Wilk @alpha = 0.01, calculated = 0.9546, critical = 0.906. Kappa = 2.614 (c=16, w=29, 1 of 2, event alpha = 0.05132). Report alpha = 0.0001135.

Constituent: Barium Analysis Run 8/13/2024 10:53 AM View: Appendix I

Plant Wansley Client: Southern Company Data: Wansley Landfill

Sanitas™ v.10.0.20 Software licensed to Groundwater Stats Consulting. UG

Exceeds Limit

Prediction Limit

Intrawell Parametric

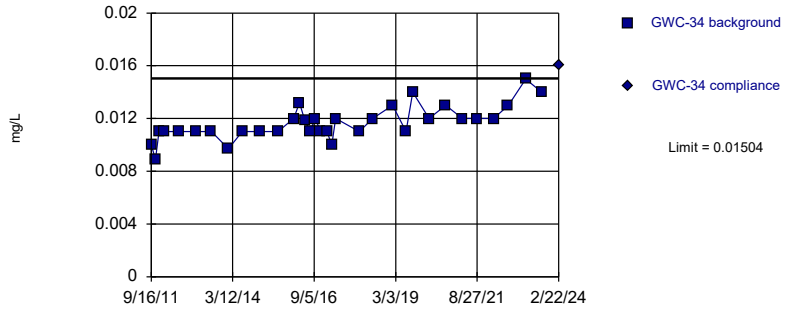

Background Data Summary: Mean=0.01166, Std. Dev.=0.001293, n=33. Normality test: Shapiro Wilk @alpha = 0.01, calculated = 0.9297, critical = 0.906. Kappa = 2.614 (c=16, w=29, 1 of 2, event alpha = 0.05132). Report alpha = 0.0001135.

Constituent: Barium Analysis Run 8/13/2024 10:53 AM View: Appendix I

Plant Wansley Client: Southern Company Data: Wansley Landfill

Sanitas™ v.10.0.20 Software licensed to Groundwater Stats Consulting. UG

Exceeds Limit

Prediction Limit

Intrawell Parametric

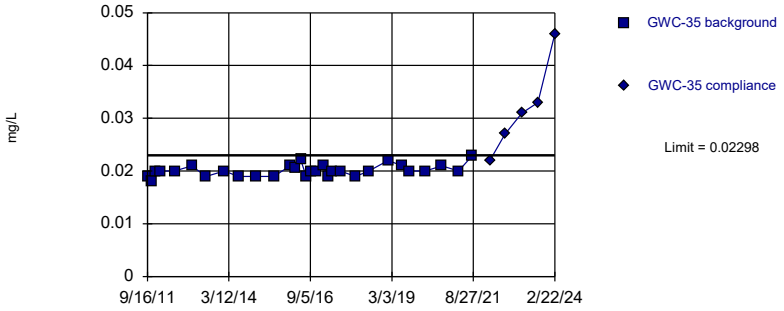

Background Data Summary: Mean=0.02009, Std. Dev.=0.001091, n=30. Normality test: Shapiro Wilk @alpha = 0.01, calculated = 0.9108, critical = 0.9. Kappa = 2.648 (c=16, w=29, 1 of 2, event alpha = 0.05132). Report alpha = 0.0001135.

Constituent: Barium Analysis Run 8/13/2024 10:53 AM View: Appendix I

Plant Wansley Client: Southern Company Data: Wansley Landfill

Sanitas™ v.10.0.20 Software licensed to Groundwater Stats Consulting. UG

Within Limit

Prediction Limit

Intrawell Parametric

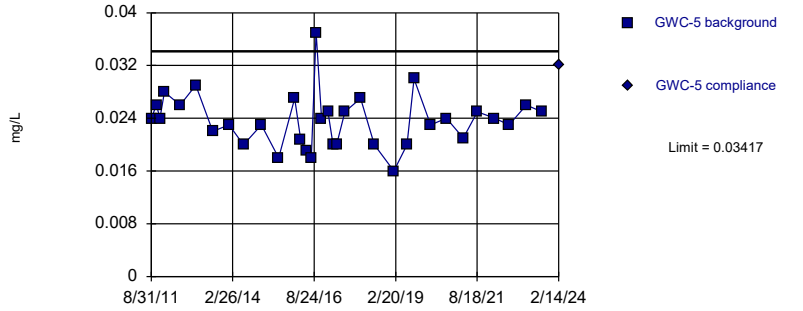

Background Data Summary: Mean=0.02361, Std. Dev.=0.004056, n=34. Normality test: Shapiro Wilk @alpha = 0.01, calculated = 0.9484, critical = 0.908. Kappa = 2.603 (c=16, w=29, 1 of 2, event alpha = 0.05132). Report alpha = 0.0001135.

Constituent: Barium Analysis Run 8/13/2024 10:53 AM View: Appendix I

Plant Wansley Client: Southern Company Data: Wansley Landfill

Sanitas™ v.10.0.20 Software licensed to Groundwater Stats Consulting. UG

Within Limit

Prediction Limit

Intrawell Parametric

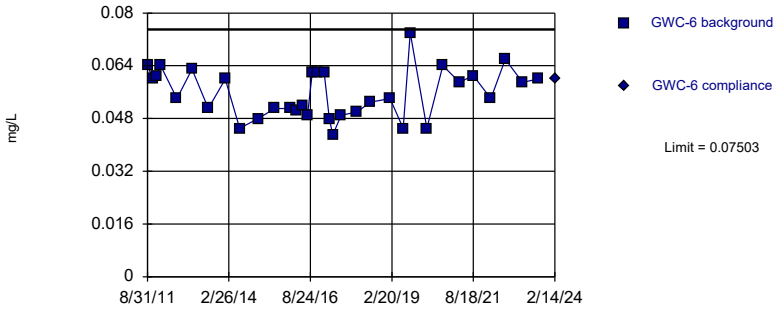

Background Data Summary: Mean=0.05569, Std. Dev.=0.007428, n=34. Normality test: Shapiro Wilk @alpha = 0.01, calculated = 0.9511, critical = 0.908. Kappa = 2.603 (c=16, w=29, 1 of 2, event alpha = 0.05132). Report alpha = 0.0001135.

Constituent: Barium Analysis Run 8/13/2024 10:53 AM View: Appendix I

Plant Wansley Client: Southern Company Data: Wansley Landfill

Sanitas™ v.10.0.20 Software licensed to Groundwater Stats Consulting. UG

Within Limit

Prediction Limit

Intrawell Parametric

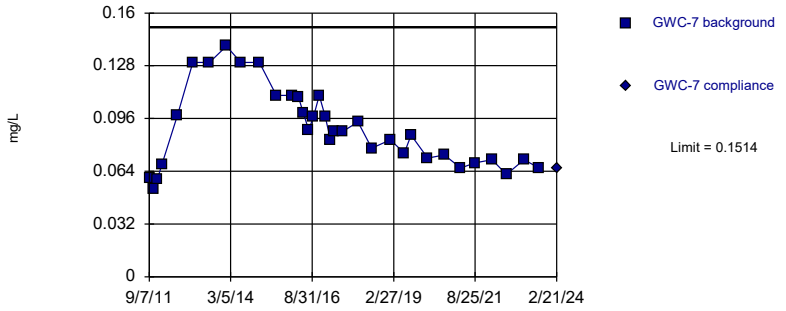

Background Data Summary: Mean=0.08958, Std. Dev.=0.02375, n=34. Normality test: Shapiro Wilk @alpha = 0.01, calculated = 0.9346, critical = 0.908. Kappa = 2.603 (c=16, w=29, 1 of 2, event alpha = 0.05132). Report alpha = 0.0001135.

Constituent: Barium Analysis Run 8/13/2024 10:53 AM View: Appendix I

Plant Wansley Client: Southern Company Data: Wansley Landfill

Sanitas™ v.10.0.20 Software licensed to Groundwater Stats Consulting. UG

Within Limit

Prediction Limit

Intrawell Parametric

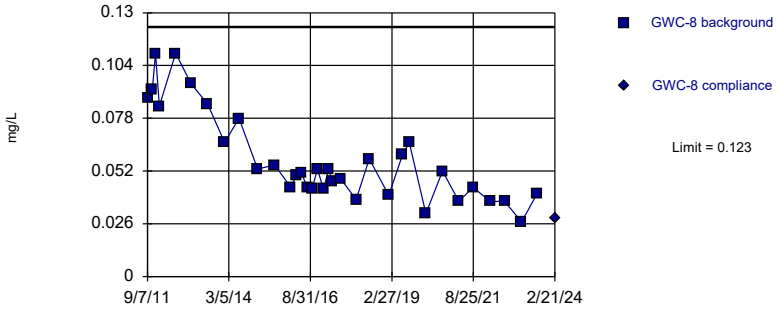

Background Data Summary (based on square root transformation): Mean=0.2362, Std. Dev.=0.044, n=34. Normality test: Shapiro Wilk @alpha = 0.01, calculated = 0.9208, critical = 0.908. Kappa = 2.603 (c=16, w=29, 1 of 2, event alpha = 0.05132). Report alpha = 0.0001135.

Constituent: Barium Analysis Run 8/13/2024 10:53 AM View: Appendix I

Plant Wansley Client: Southern Company Data: Wansley Landfill

Sanitas™ v.10.0.20 Software licensed to Groundwater Stats Consulting. UG

Within Limit

Prediction Limit

Intrawell Parametric

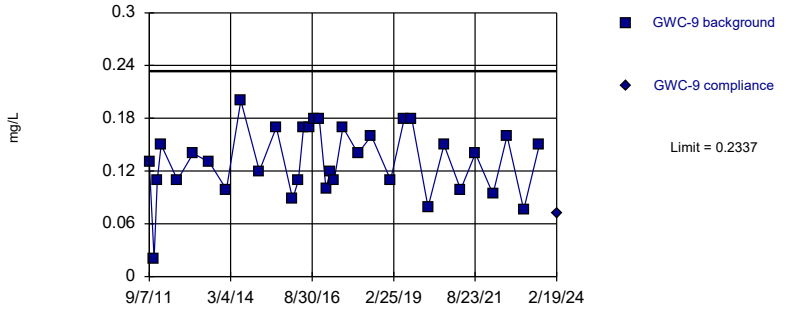

Background Data Summary: Mean=0.1322, Std. Dev.=0.03898, n=34. Normality test: Shapiro Wilk @alpha = 0.01, calculated = 0.9578, critical = 0.908. Kappa = 2.603 (c=16, w=29, 1 of 2, event alpha = 0.05132). Report alpha = 0.0001135.

Constituent: Barium Analysis Run 8/13/2024 10:53 AM View: Appendix I

Plant Wansley Client: Southern Company Data: Wansley Landfill

Sanitas™ v.10.0.20 Software licensed to Groundwater Stats Consulting. UG
Hollow symbols indicate censored values.

Within Limit

Prediction Limit

Intrawell Non-parametric

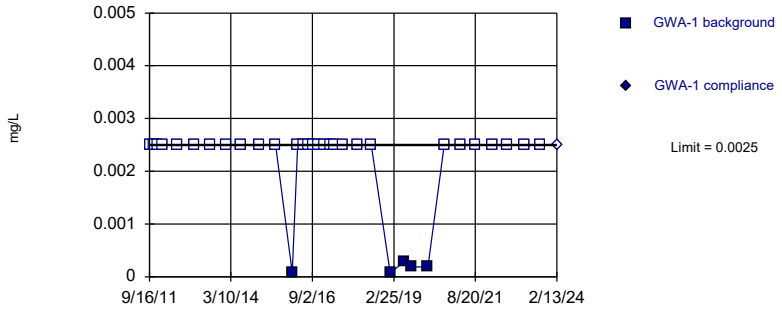

Non-parametric test used in lieu of parametric prediction limit because censored data exceeded 50%. Limit is highest of 34 background values. 85.29% NDs. Well-constituent pair annual alpha = 0.003195. Individual comparison alpha = 0.001599 (1 of 2).

Constituent: Beryllium Analysis Run 8/13/2024 10:53 AM View: Appendix I
Plant Wansley Client: Southern Company Data: Wansley Landfill

Sanitas™ v.10.0.20 Software licensed to Groundwater Stats Consulting. UG
Hollow symbols indicate censored values.

Within Limit

Prediction Limit

Intrawell Non-parametric

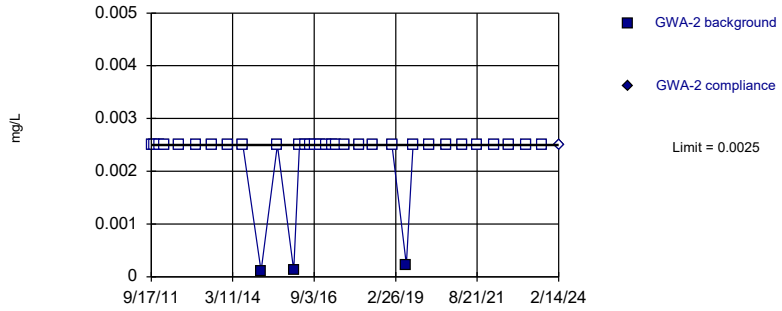

Non-parametric test used in lieu of parametric prediction limit because censored data exceeded 50%. Limit is highest of 34 background values. 91.18% NDs. Well-constituent pair annual alpha = 0.003195. Individual comparison alpha = 0.001599 (1 of 2).

Constituent: Beryllium Analysis Run 8/13/2024 10:53 AM View: Appendix I
Plant Wansley Client: Southern Company Data: Wansley Landfill

Sanitas™ v.10.0.20 Software licensed to Groundwater Stats Consulting. UG
Hollow symbols indicate censored values.

Within Limit

Prediction Limit

Intrawell Non-parametric

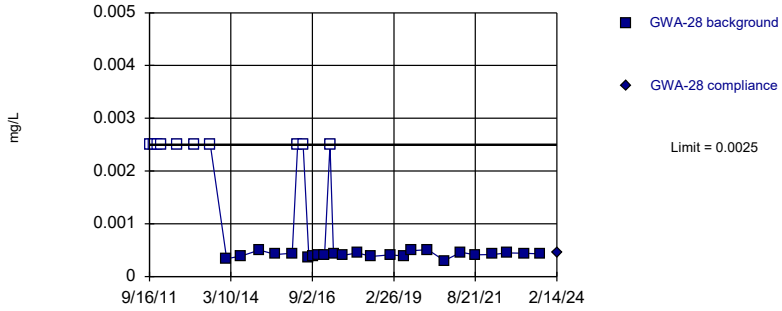

Non-parametric test used in lieu of parametric prediction limit because the Shapiro Wilk normality test showed the data to be non-normal at the 0.01 alpha level. Limit is highest of 34 background values. 29.41% NDs. Well-constituent pair annual alpha = 0.003195. Individual comparison alpha = 0.001599 (1 of 2).

Constituent: Beryllium Analysis Run 8/13/2024 10:53 AM View: Appendix I
Plant Wansley Client: Southern Company Data: Wansley Landfill

Sanitas™ v.10.0.20 Software licensed to Groundwater Stats Consulting. UG
Hollow symbols indicate censored values.

Within Limit

Prediction Limit

Intrawell Parametric

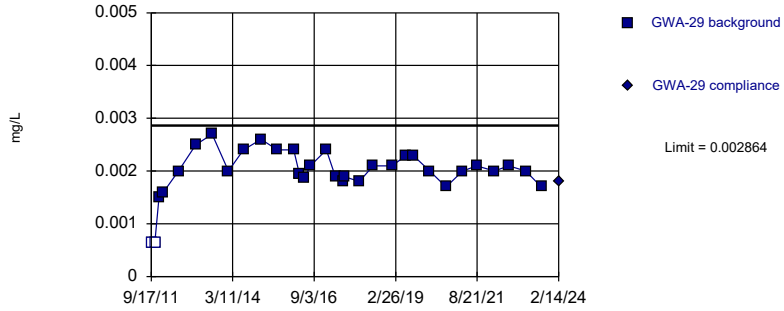

Background Data Summary (based on square transformation): Mean=0.000004138, Std. Dev.=0.000001549, n=32, 6.25% NDs. Normality test: Shapiro Wilk @alpha = 0.01, calculated = 0.9538, critical = 0.904. Kappa = 2.625 (c=16, w=29, 1 of 2, event alpha = 0.05132). Report alpha = 0.0001135.

Constituent: Beryllium Analysis Run 8/13/2024 10:53 AM View: Appendix I
Plant Wansley Client: Southern Company Data: Wansley Landfill

Sanitas™ v.10.0.20 Software licensed to Groundwater Stats Consulting. UG
Hollow symbols indicate censored values.

Prediction Limit

Intrawell Non-parametric, GWA-3 (bg)

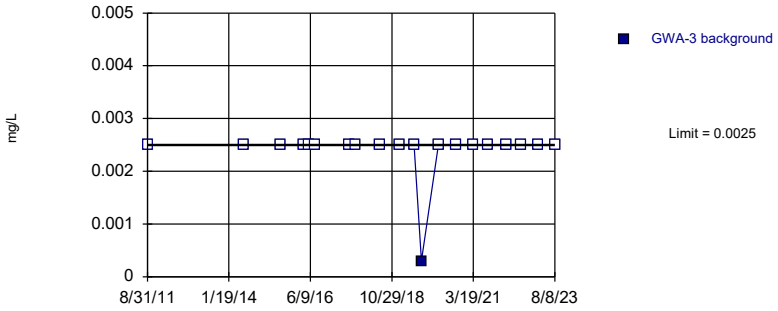

Non-parametric test used in lieu of parametric prediction limit because censored data exceeded 50%. Limit is highest of 20 background values. 95% NDs. Well-constituent pair annual alpha = 0.008564. Individual comparison alpha = 0.004291 (1 of 2). Assumes 1 future value.

Constituent: Beryllium Analysis Run 8/13/2024 10:53 AM View: Appendix I
Plant Wansley Client: Southern Company Data: Wansley Landfill

Sanitas™ v.10.0.20 Software licensed to Groundwater Stats Consulting. UG
Hollow symbols indicate censored values.
Within Limit

Prediction Limit

Intrawell Non-parametric

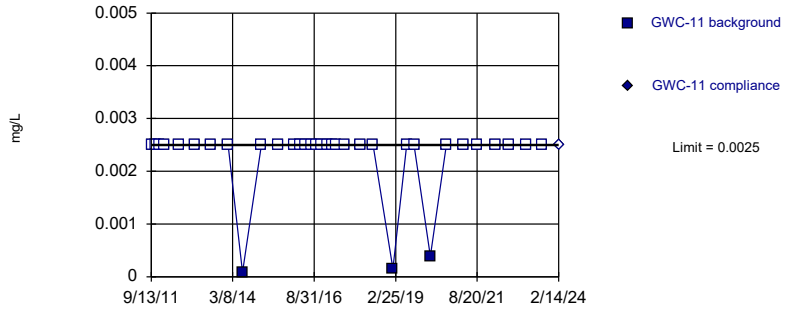

Non-parametric test used in lieu of parametric prediction limit because censored data exceeded 50%. Limit is highest of 34 background values. 91.18% NDs. Well-constituent pair annual alpha = 0.003195. Individual comparison alpha = 0.001599 (1 of 2).

Constituent: Beryllium Analysis Run 8/13/2024 10:53 AM View: Appendix I
Plant Wansley Client: Southern Company Data: Wansley Landfill

Sanitas™ v.10.0.20 Software licensed to Groundwater Stats Consulting. UG
Hollow symbols indicate censored values.
Within Limit

Prediction Limit

Intrawell Non-parametric

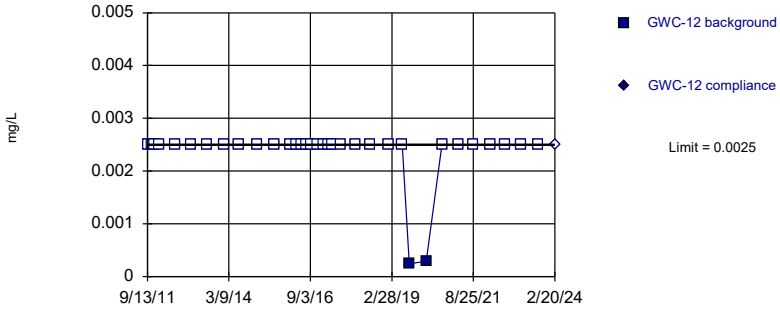

Non-parametric test used in lieu of parametric prediction limit because censored data exceeded 50%. Limit is highest of 34 background values. 94.12% NDs. Well-constituent pair annual alpha = 0.003195. Individual comparison alpha = 0.001599 (1 of 2).

Constituent: Beryllium Analysis Run 8/13/2024 10:53 AM View: Appendix I
Plant Wansley Client: Southern Company Data: Wansley Landfill

Sanitas™ v.10.0.20 Software licensed to Groundwater Stats Consulting. UG
Hollow symbols indicate censored values.
Within Limit

Prediction Limit

Intrawell Non-parametric

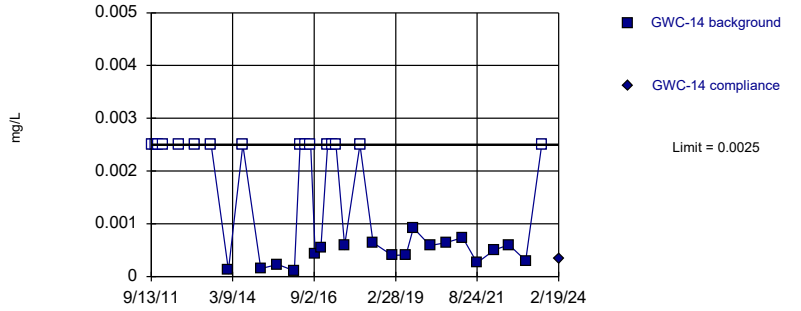

Non-parametric test used in lieu of parametric prediction limit because the Shapiro Wilk normality test showed the data to be non-normal at the 0.01 alpha level. Limit is highest of 34 background values. 47.06% NDs. Well-constituent pair annual alpha = 0.003195. Individual comparison alpha = 0.001599 (1 of 2).

Constituent: Beryllium Analysis Run 8/13/2024 10:53 AM View: Appendix I
Plant Wansley Client: Southern Company Data: Wansley Landfill

Sanitas™ v.10.0.20 Software licensed to Groundwater Stats Consulting. UG
Hollow symbols indicate censored values.

Within Limit

Prediction Limit

Intrawell Non-parametric

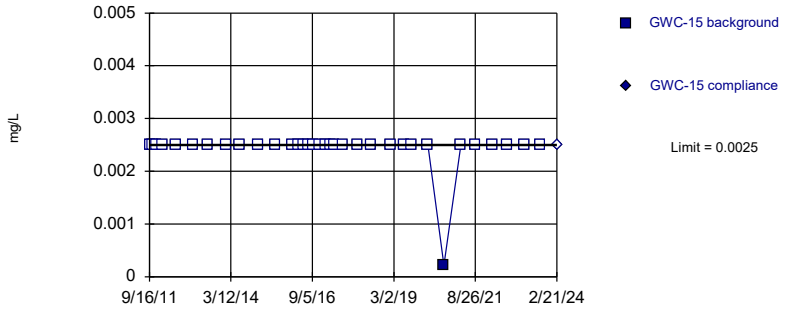

Non-parametric test used in lieu of parametric prediction limit because censored data exceeded 50%. Limit is highest of 34 background values. 97.06% NDs. Well-constituent pair annual alpha = 0.003195. Individual comparison alpha = 0.001599 (1 of 2).

Constituent: Beryllium Analysis Run 8/13/2024 10:53 AM View: Appendix I

Plant Wansley Client: Southern Company Data: Wansley Landfill

Sanitas™ v.10.0.20 Software licensed to Groundwater Stats Consulting. UG
Hollow symbols indicate censored values.

Within Limit

Prediction Limit

Intrawell Non-parametric

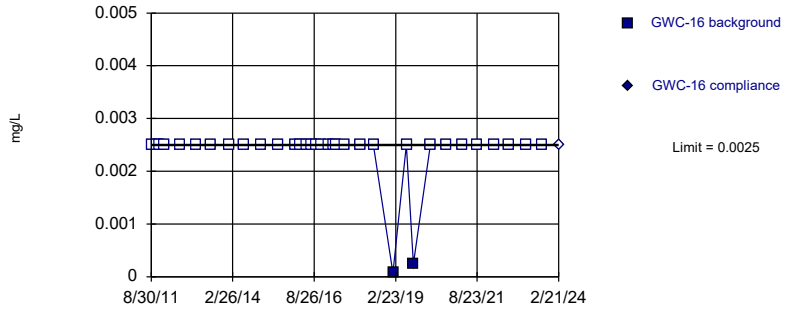

Non-parametric test used in lieu of parametric prediction limit because censored data exceeded 50%. Limit is highest of 34 background values. 94.12% NDs. Well-constituent pair annual alpha = 0.003195. Individual comparison alpha = 0.001599 (1 of 2).

Constituent: Beryllium Analysis Run 8/13/2024 10:53 AM View: Appendix I

Plant Wansley Client: Southern Company Data: Wansley Landfill

Sanitas™ v.10.0.20 Software licensed to Groundwater Stats Consulting. UG
Hollow symbols indicate censored values.

Within Limit

Prediction Limit

Intrawell Non-parametric

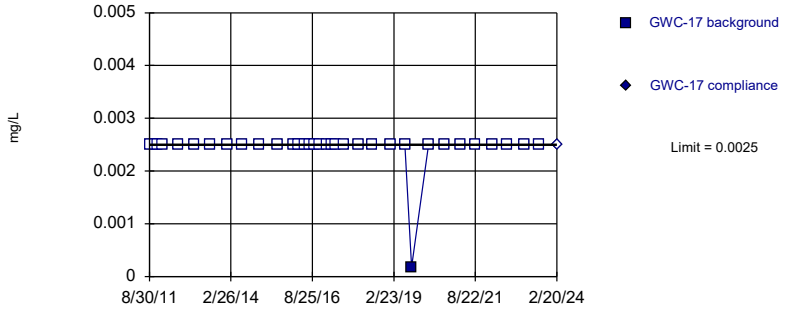

Non-parametric test used in lieu of parametric prediction limit because censored data exceeded 50%. Limit is highest of 34 background values. 97.06% NDs. Well-constituent pair annual alpha = 0.003195. Individual comparison alpha = 0.001599 (1 of 2).

Constituent: Beryllium Analysis Run 8/13/2024 10:53 AM View: Appendix I

Plant Wansley Client: Southern Company Data: Wansley Landfill

Sanitas™ v.10.0.20 Software licensed to Groundwater Stats Consulting. UG
Hollow symbols indicate censored values.

Within Limit

Prediction Limit

Intrawell Non-parametric

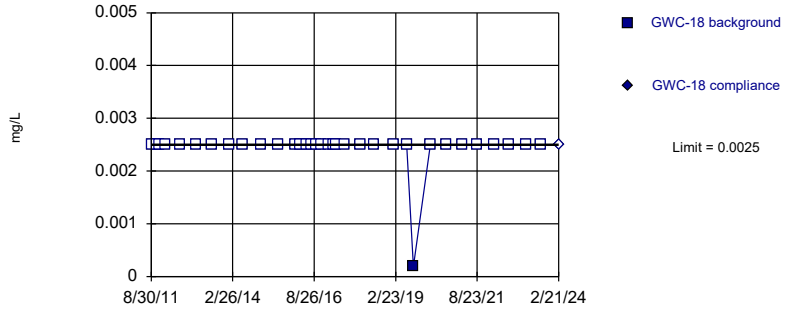

Non-parametric test used in lieu of parametric prediction limit because censored data exceeded 50%. Limit is highest of 34 background values. 97.06% NDs. Well-constituent pair annual alpha = 0.003195. Individual comparison alpha = 0.001599 (1 of 2).

Constituent: Beryllium Analysis Run 8/13/2024 10:53 AM View: Appendix I

Plant Wansley Client: Southern Company Data: Wansley Landfill

Sanitas™ v.10.0.20 Software licensed to Groundwater Stats Consulting. UG
Hollow symbols indicate censored values.

Within Limit

Prediction Limit

Intrawell Non-parametric

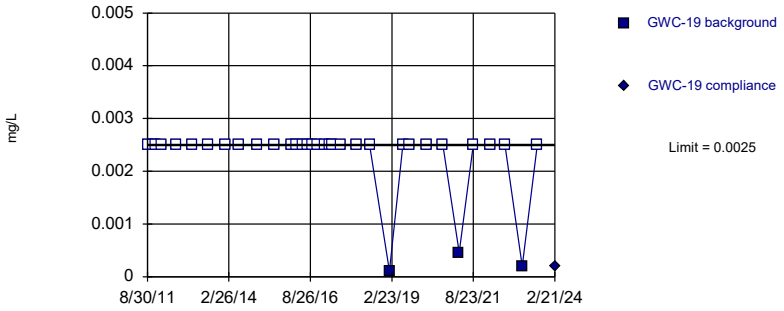

Non-parametric test used in lieu of parametric prediction limit because censored data exceeded 50%. Limit is highest of 34 background values. 91.18% NDs. Well-constituent pair annual alpha = 0.003195. Individual comparison alpha = 0.001599 (1 of 2).

Constituent: Beryllium Analysis Run 8/13/2024 10:53 AM View: Appendix I

Plant Wansley Client: Southern Company Data: Wansley Landfill

Sanitas™ v.10.0.20 Software licensed to Groundwater Stats Consulting. UG
Hollow symbols indicate censored values.

Within Limit

Prediction Limit

Intrawell Non-parametric

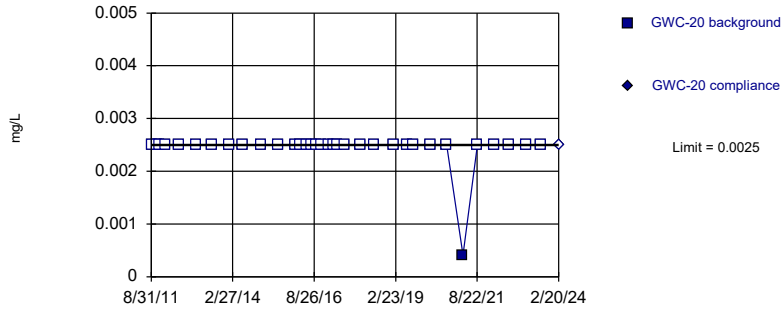

Non-parametric test used in lieu of parametric prediction limit because censored data exceeded 50%. Limit is highest of 34 background values. 97.06% NDs. Well-constituent pair annual alpha = 0.003195. Individual comparison alpha = 0.001599 (1 of 2).

Constituent: Beryllium Analysis Run 8/13/2024 10:53 AM View: Appendix I

Plant Wansley Client: Southern Company Data: Wansley Landfill

Sanitas™ v.10.0.20 Software licensed to Groundwater Stats Consulting. UG
Hollow symbols indicate censored values.

Within Limit

Prediction Limit

Intrawell Non-parametric

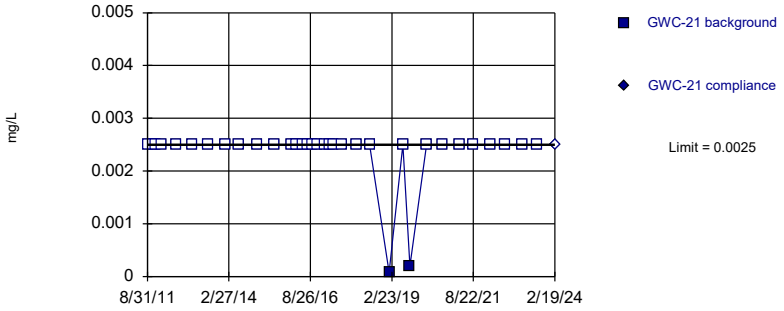

Non-parametric test used in lieu of parametric prediction limit because censored data exceeded 50%. Limit is highest of 34 background values. 94.12% NDs. Well-constituent pair annual alpha = 0.003195. Individual comparison alpha = 0.001599 (1 of 2).

Constituent: Beryllium Analysis Run 8/13/2024 10:53 AM View: Appendix I

Plant Wansley Client: Southern Company Data: Wansley Landfill

Sanitas™ v.10.0.20 Software licensed to Groundwater Stats Consulting. UG
Hollow symbols indicate censored values.

Within Limit

Prediction Limit

Intrawell Non-parametric

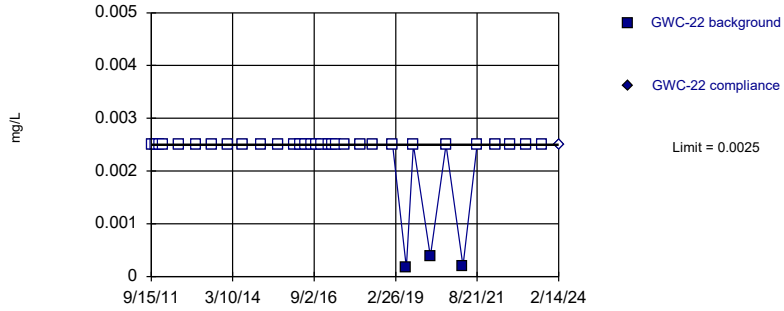

Non-parametric test used in lieu of parametric prediction limit because censored data exceeded 50%. Limit is highest of 34 background values. 91.18% NDs. Well-constituent pair annual alpha = 0.003195. Individual comparison alpha = 0.001599 (1 of 2).

Constituent: Beryllium Analysis Run 8/13/2024 10:53 AM View: Appendix I

Plant Wansley Client: Southern Company Data: Wansley Landfill

Sanitas™ v.10.0.20 Software licensed to Groundwater Stats Consulting. UG
Hollow symbols indicate censored values.

Within Limit

Prediction Limit

Intrawell Non-parametric

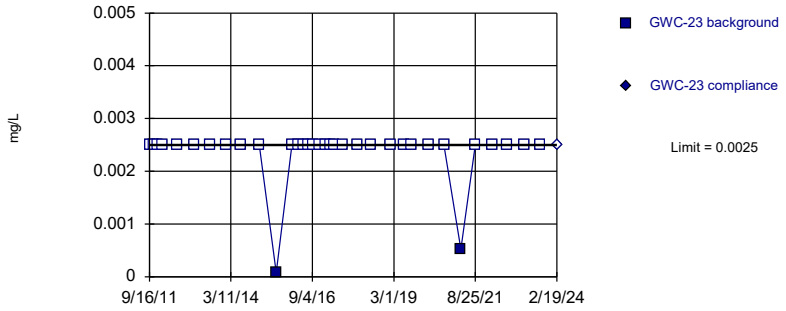

Non-parametric test used in lieu of parametric prediction limit because censored data exceeded 50%. Limit is highest of 34 background values. 94.12% NDs. Well-constituent pair annual alpha = 0.003195. Individual comparison alpha = 0.001599 (1 of 2).

Constituent: Beryllium Analysis Run 8/13/2024 10:53 AM View: Appendix I

Plant Wansley Client: Southern Company Data: Wansley Landfill

Sanitas™ v.10.0.20 Software licensed to Groundwater Stats Consulting. UG
Hollow symbols indicate censored values.

Within Limit

Prediction Limit

Intrawell Non-parametric

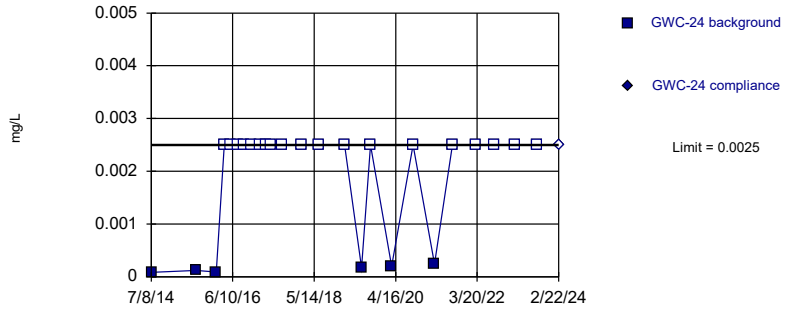

Non-parametric test used in lieu of parametric prediction limit because censored data exceeded 50%. Limit is highest of 25 background values. 76% NDs. Well-constituent pair annual alpha = 0.005656. Individual comparison alpha = 0.002832 (1 of 2).

Constituent: Beryllium Analysis Run 8/13/2024 10:53 AM View: Appendix I

Plant Wansley Client: Southern Company Data: Wansley Landfill

Sanitas™ v.10.0.20 Software licensed to Groundwater Stats Consulting. UG
Hollow symbols indicate censored values.

Within Limit

Prediction Limit

Intrawell Non-parametric

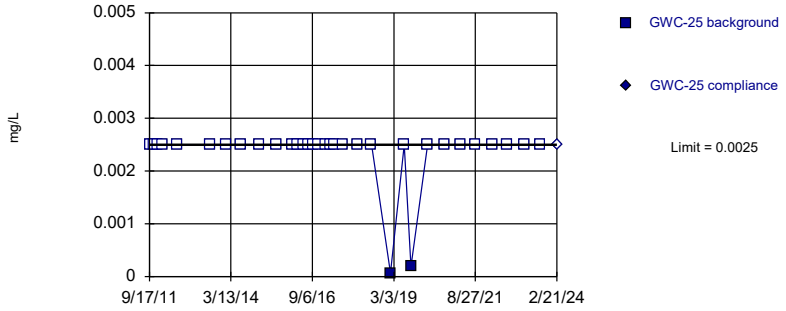

Non-parametric test used in lieu of parametric prediction limit because censored data exceeded 50%. Limit is highest of 33 background values. 93.94% NDs. Well-constituent pair annual alpha = 0.003399. Individual comparison alpha = 0.001701 (1 of 2).

Constituent: Beryllium Analysis Run 8/13/2024 10:53 AM View: Appendix I

Plant Wansley Client: Southern Company Data: Wansley Landfill

Sanitas™ v.10.0.20 Software licensed to Groundwater Stats Consulting. UG
Hollow symbols indicate censored values.

Within Limit

Prediction Limit

Intrawell Non-parametric

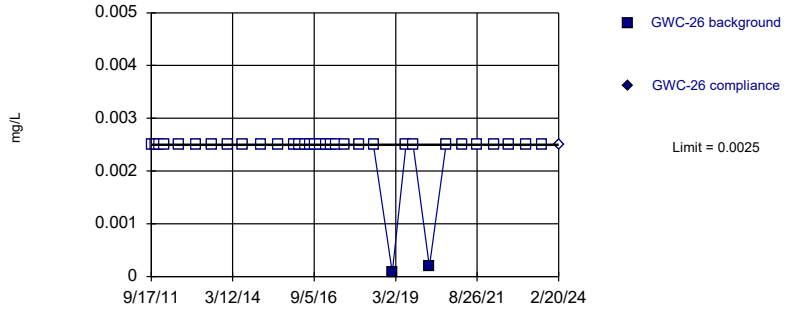

Non-parametric test used in lieu of parametric prediction limit because censored data exceeded 50%. Limit is highest of 34 background values. 94.12% NDs. Well-constituent pair annual alpha = 0.003195. Individual comparison alpha = 0.001599 (1 of 2).

Constituent: Beryllium Analysis Run 8/13/2024 10:53 AM View: Appendix I

Plant Wansley Client: Southern Company Data: Wansley Landfill

Sanitas™ v.10.0.20 Software licensed to Groundwater Stats Consulting. UG
Hollow symbols indicate censored values.

Within Limit

Prediction Limit

Intrawell Non-parametric

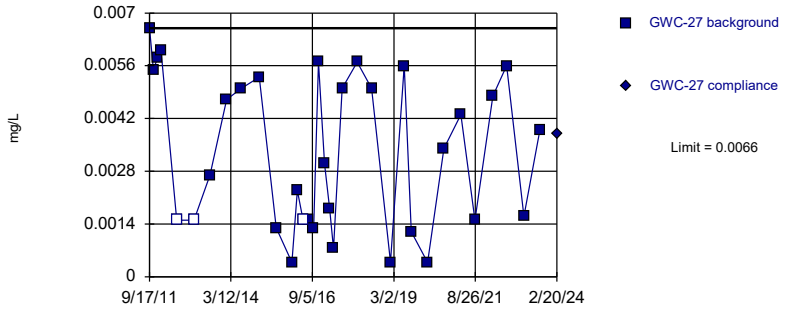

Non-parametric test used in lieu of parametric prediction limit because the Shapiro Wilk normality test showed the data to be non-normal at the 0.01 alpha level. Limit is highest of 34 background values. 8.824% NDs. Well-constituent pair annual alpha = 0.003195. Individual comparison alpha = 0.001599 (1 of 2).

Constituent: Beryllium Analysis Run 8/13/2024 10:53 AM View: Appendix I
Plant Wansley Client: Southern Company Data: Wansley Landfill

Sanitas™ v.10.0.20 Software licensed to Groundwater Stats Consulting. UG
Hollow symbols indicate censored values.

Within Limit

Prediction Limit

Intrawell Non-parametric

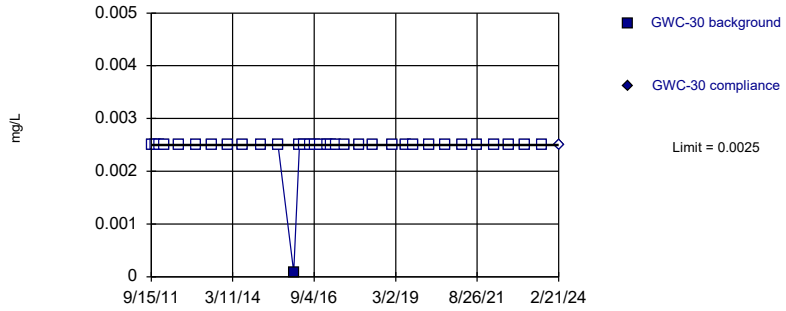

Non-parametric test used in lieu of parametric prediction limit because censored data exceeded 50%. Limit is highest of 34 background values. 97.06% NDs. Well-constituent pair annual alpha = 0.003195. Individual comparison alpha = 0.001599 (1 of 2).

Constituent: Beryllium Analysis Run 8/13/2024 10:53 AM View: Appendix I
Plant Wansley Client: Southern Company Data: Wansley Landfill

Sanitas™ v.10.0.20 Software licensed to Groundwater Stats Consulting. UG
Hollow symbols indicate censored values.

Within Limit

Prediction Limit

Intrawell Non-parametric

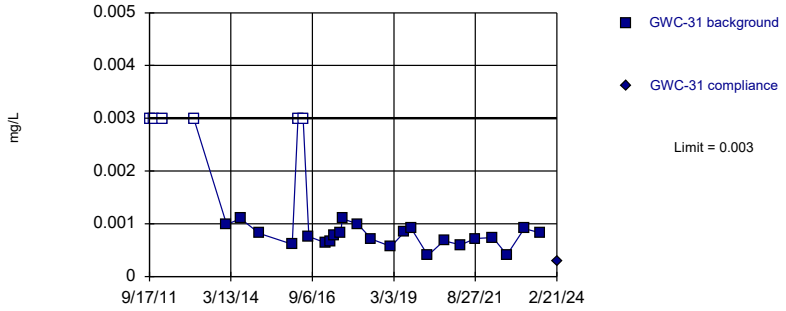

Non-parametric test used in lieu of parametric prediction limit because the Shapiro Wilk normality test showed the data to be non-normal at the 0.01 alpha level. Limit is highest of 29 background values. 20.69% NDs. Well-constituent pair annual alpha = 0.00434. Individual comparison alpha = 0.002172 (1 of 2).

Constituent: Beryllium Analysis Run 8/13/2024 10:53 AM View: Appendix I
Plant Wansley Client: Southern Company Data: Wansley Landfill

Sanitas™ v.10.0.20 Software licensed to Groundwater Stats Consulting. UG
Hollow symbols indicate censored values.

Within Limit

Prediction Limit

Intrawell Parametric

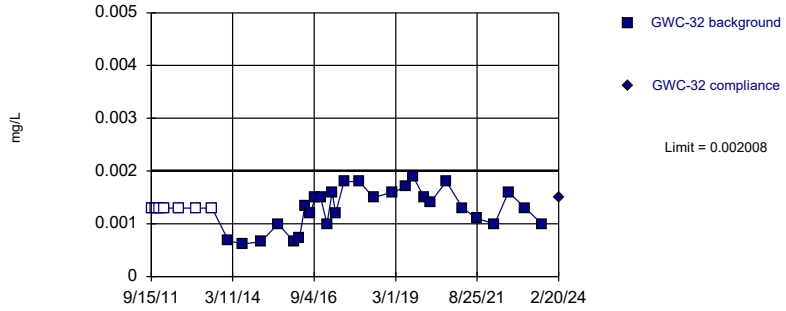

Background Data Summary (after Kaplan-Meier Adjustment): Mean=0.000989, Std. Dev.=0.0003931, n=35, 20% NDs. Normality test: Shapiro Wilk @alpha = 0.01, calculated = 0.9414, critical = 0.91. Kappa = 2.592 (c=16, w=29, 1 of 2, event alpha = 0.05132). Report alpha = 0.0001135.

Constituent: Beryllium Analysis Run 8/13/2024 10:53 AM View: Appendix I
Plant Wansley Client: Southern Company Data: Wansley Landfill

Sanitas™ v.10.0.20 Software licensed to Groundwater Stats Consulting. UG
Hollow symbols indicate censored values.

Within Limit

Prediction Limit

Intrawell Non-parametric

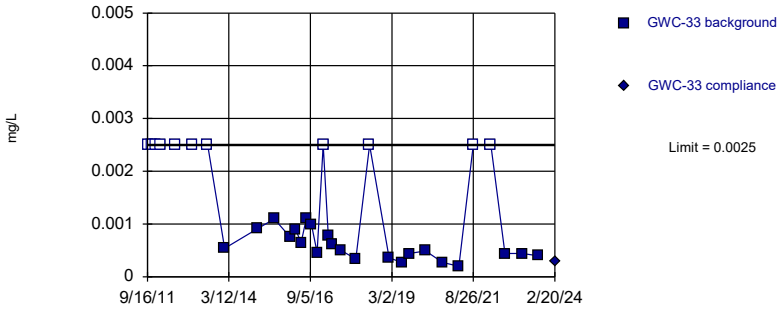

Non-parametric test used in lieu of parametric prediction limit because the Shapiro Wilk normality test showed the data to be non-normal at the 0.01 alpha level. Limit is highest of 33 background values. 33.33% NDs. Well-constituent pair annual alpha = 0.003399. Individual comparison alpha = 0.001701 (1 of 2).

Constituent: Beryllium Analysis Run 8/13/2024 10:53 AM View: Appendix I
Plant Wansley Client: Southern Company Data: Wansley Landfill

Sanitas™ v.10.0.20 Software licensed to Groundwater Stats Consulting. UG
Hollow symbols indicate censored values.

Within Limit

Prediction Limit

Intrawell Non-parametric

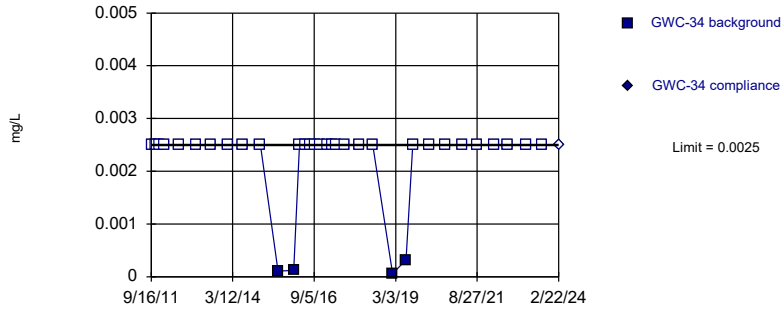

Non-parametric test used in lieu of parametric prediction limit because censored data exceeded 50%. Limit is highest of 34 background values. 88.24% NDs. Well-constituent pair annual alpha = 0.003195. Individual comparison alpha = 0.001599 (1 of 2).

Constituent: Beryllium Analysis Run 8/13/2024 10:53 AM View: Appendix I
Plant Wansley Client: Southern Company Data: Wansley Landfill

Sanitas™ v.10.0.20 Software licensed to Groundwater Stats Consulting. UG
Hollow symbols indicate censored values.

Within Limit

Prediction Limit

Intrawell Non-parametric

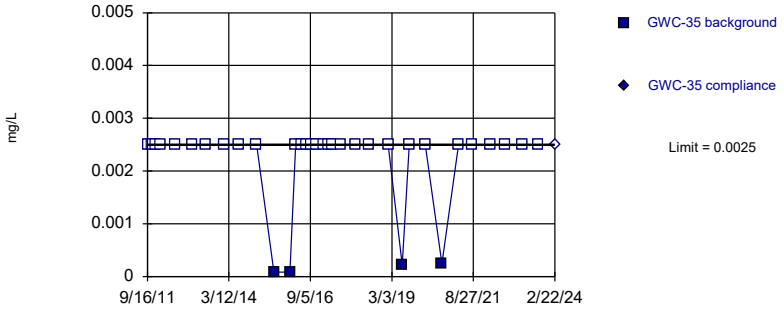

Non-parametric test used in lieu of parametric prediction limit because censored data exceeded 50%. Limit is highest of 34 background values. 88.24% NDs. Well-constituent pair annual alpha = 0.003195. Individual comparison alpha = 0.001599 (1 of 2).

Constituent: Beryllium Analysis Run 8/13/2024 10:53 AM View: Appendix I
Plant Wansley Client: Southern Company Data: Wansley Landfill

Sanitas™ v.10.0.20 Software licensed to Groundwater Stats Consulting. UG
Hollow symbols indicate censored values.

Within Limit

Prediction Limit

Intrawell Non-parametric

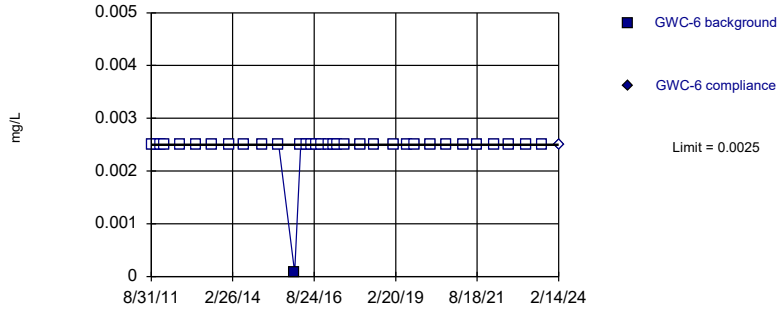

Non-parametric test used in lieu of parametric prediction limit because censored data exceeded 50%. Limit is highest of 34 background values. 97.06% NDs. Well-constituent pair annual alpha = 0.003195. Individual comparison alpha = 0.001599 (1 of 2).

Constituent: Beryllium Analysis Run 8/13/2024 10:53 AM View: Appendix I
Plant Wansley Client: Southern Company Data: Wansley Landfill

Sanitas™ v.10.0.20 Software licensed to Groundwater Stats Consulting. UG
Hollow symbols indicate censored values.

Within Limit

Prediction Limit

Intrawell Non-parametric

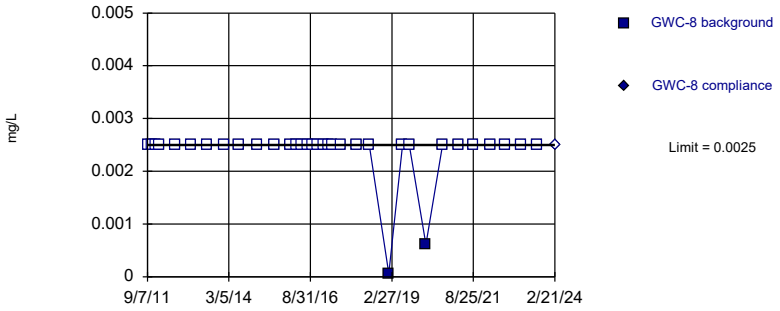

Non-parametric test used in lieu of parametric prediction limit because censored data exceeded 50%. Limit is highest of 34 background values. 94.12% NDs. Well-constituent pair annual alpha = 0.003195. Individual comparison alpha = 0.001599 (1 of 2).

Constituent: Beryllium Analysis Run 8/13/2024 10:53 AM View: Appendix I
Plant Wansley Client: Southern Company Data: Wansley Landfill

Sanitas™ v.10.0.20 Software licensed to Groundwater Stats Consulting. UG
Hollow symbols indicate censored values.

Within Limit

Prediction Limit

Intrawell Non-parametric

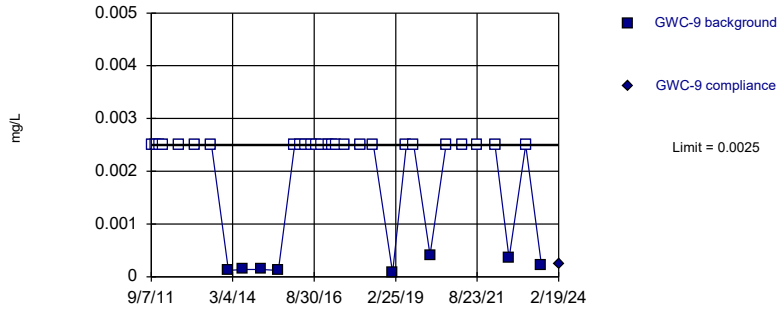

Non-parametric test used in lieu of parametric prediction limit because censored data exceeded 50%. Limit is highest of 34 background values. 76.47% NDs. Well-constituent pair annual alpha = 0.003195. Individual comparison alpha = 0.001599 (1 of 2).

Constituent: Beryllium Analysis Run 8/13/2024 10:53 AM View: Appendix I
Plant Wansley Client: Southern Company Data: Wansley Landfill

Sanitas™ v.10.0.20 Software licensed to Groundwater Stats Consulting. UG
Hollow symbols indicate censored values.

Within Limit

Prediction Limit

Intrawell Non-parametric

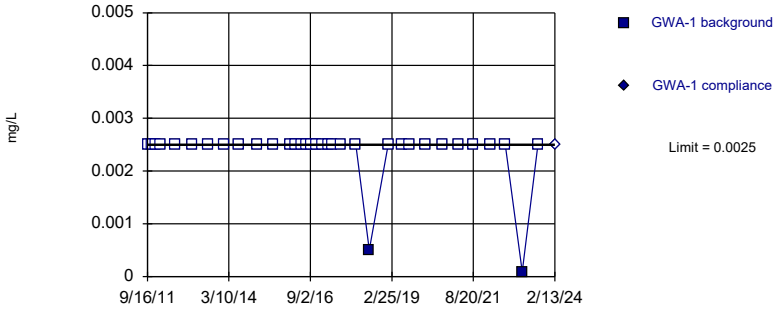

Non-parametric test used in lieu of parametric prediction limit because censored data exceeded 50%. Limit is highest of 34 background values. 94.12% NDs. Well-constituent pair annual alpha = 0.003195. Individual comparison alpha = 0.001599 (1 of 2).

Constituent: Cadmium Analysis Run 8/13/2024 10:53 AM View: Appendix I
Plant Wansley Client: Southern Company Data: Wansley Landfill

Sanitas™ v.10.0.20 Software licensed to Groundwater Stats Consulting. UG
Hollow symbols indicate censored values.

Within Limit

Prediction Limit

Intrawell Non-parametric

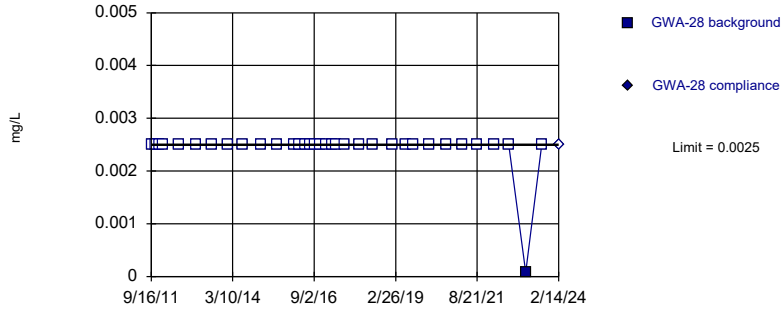

Non-parametric test used in lieu of parametric prediction limit because censored data exceeded 50%. Limit is highest of 34 background values. 97.06% NDs. Well-constituent pair annual alpha = 0.003195. Individual comparison alpha = 0.001599 (1 of 2).

Constituent: Cadmium Analysis Run 8/13/2024 10:54 AM View: Appendix I
Plant Wansley Client: Southern Company Data: Wansley Landfill

Sanitas™ v.10.0.20 Software licensed to Groundwater Stats Consulting. UG
Hollow symbols indicate censored values.

Within Limit

Prediction Limit

Intrawell Non-parametric

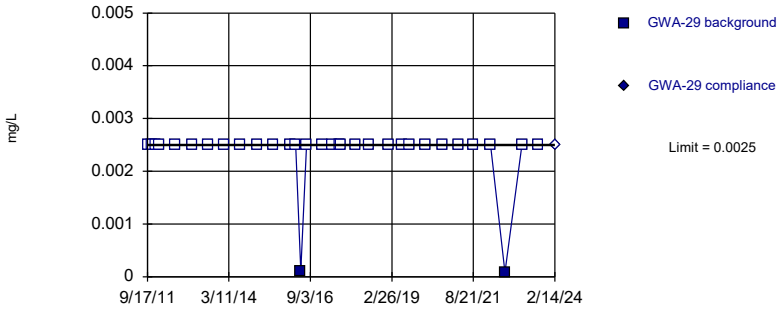

Non-parametric test used in lieu of parametric prediction limit because censored data exceeded 50%. Limit is highest of 32 background values. 93.75% NDs. Well-constituent pair annual alpha = 0.003603. Individual comparison alpha = 0.001803 (1 of 2).

Constituent: Cadmium Analysis Run 8/13/2024 10:54 AM View: Appendix I

Plant Wansley Client: Southern Company Data: Wansley Landfill

Sanitas™ v.10.0.20 Software licensed to Groundwater Stats Consulting. UG
Hollow symbols indicate censored values.

Prediction Limit

Intrawell Non-parametric, GWA-3 (bg)

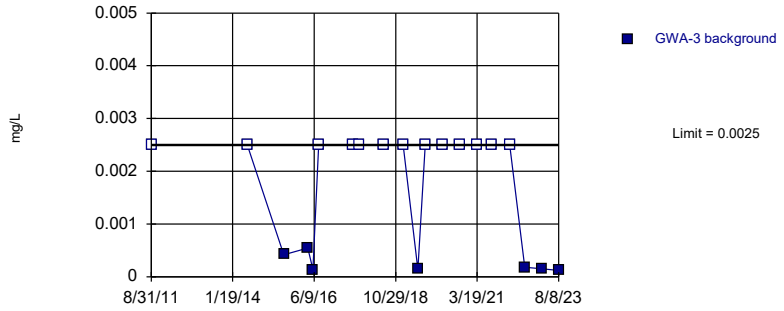

Non-parametric test used in lieu of parametric prediction limit because censored data exceeded 50%. Limit is highest of 20 background values. 65% NDs. Well-constituent pair annual alpha = 0.008564. Individual comparison alpha = 0.004291 (1 of 2). Assumes 1 future value.

Constituent: Cadmium Analysis Run 8/13/2024 10:54 AM View: Appendix I

Plant Wansley Client: Southern Company Data: Wansley Landfill

Sanitas™ v.10.0.20 Software licensed to Groundwater Stats Consulting. UG
Hollow symbols indicate censored values.

Within Limit

Prediction Limit

Intrawell Non-parametric

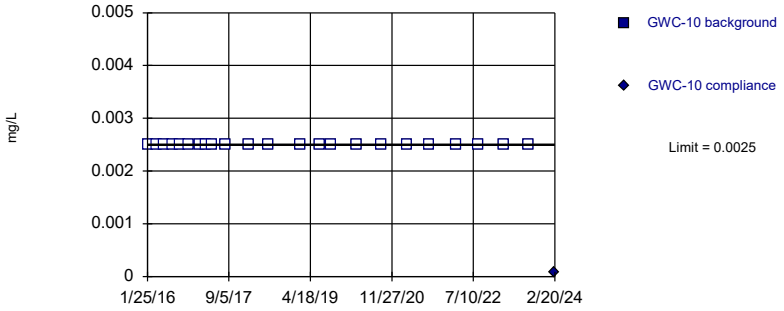

Non-parametric test used in lieu of parametric prediction limit because censored data exceeded 50%. All background values (n = 23) were censored; limit is most recent reporting limit. Well-constituent pair annual alpha = 0.006819. Individual comparison alpha = 0.003415 (1 of 2).

Constituent: Cadmium Analysis Run 8/13/2024 10:54 AM View: Appendix I

Plant Wansley Client: Southern Company Data: Wansley Landfill

Sanitas™ v.10.0.20 Software licensed to Groundwater Stats Consulting. UG
Hollow symbols indicate censored values.

Within Limit

Prediction Limit

Intrawell Non-parametric

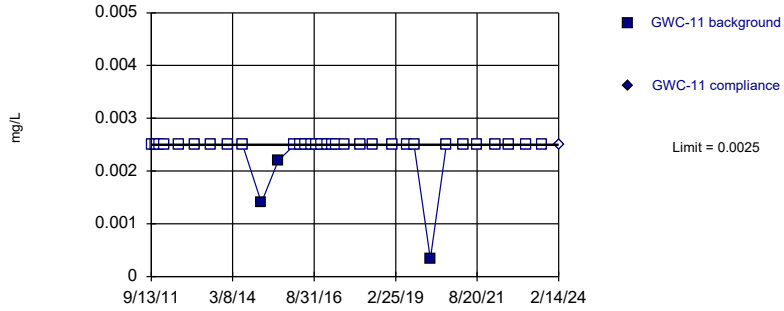

Non-parametric test used in lieu of parametric prediction limit because censored data exceeded 50%. Limit is highest of 34 background values. 91.18% NDs. Well-constituent pair annual alpha = 0.003195. Individual comparison alpha = 0.001599 (1 of 2).

Constituent: Cadmium Analysis Run 8/13/2024 10:54 AM View: Appendix I

Plant Wansley Client: Southern Company Data: Wansley Landfill

Sanitas™ v.10.0.20 Software licensed to Groundwater Stats Consulting. UG
Hollow symbols indicate censored values.

Within Limit

Prediction Limit

Intrawell Non-parametric

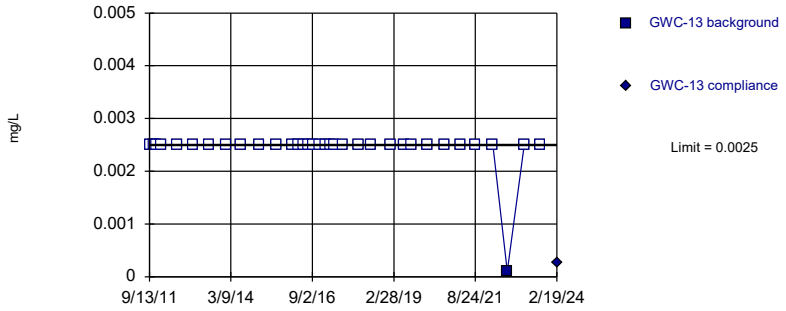

Non-parametric test used in lieu of parametric prediction limit because censored data exceeded 50%. Limit is highest of 34 background values. 97.06% NDs. Well-constituent pair annual alpha = 0.003195. Individual comparison alpha = 0.001599 (1 of 2).

Constituent: Cadmium Analysis Run 8/13/2024 10:54 AM View: Appendix I
Plant Wansley Client: Southern Company Data: Wansley Landfill

Sanitas™ v.10.0.20 Software licensed to Groundwater Stats Consulting. UG
Hollow symbols indicate censored values.

Within Limit

Prediction Limit

Intrawell Non-parametric

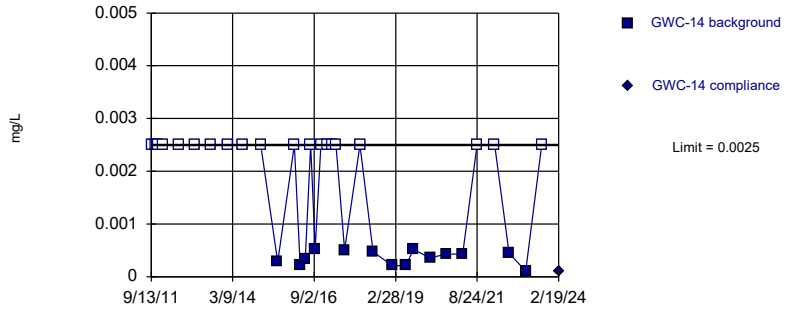

Non-parametric test used in lieu of parametric prediction limit because censored data exceeded 50%. Limit is highest of 34 background values. 58.82% NDs. Well-constituent pair annual alpha = 0.003195. Individual comparison alpha = 0.001599 (1 of 2).

Constituent: Cadmium Analysis Run 8/13/2024 10:54 AM View: Appendix I
Plant Wansley Client: Southern Company Data: Wansley Landfill

Sanitas™ v.10.0.20 Software licensed to Groundwater Stats Consulting. UG
Hollow symbols indicate censored values.

Within Limit

Prediction Limit

Intrawell Non-parametric

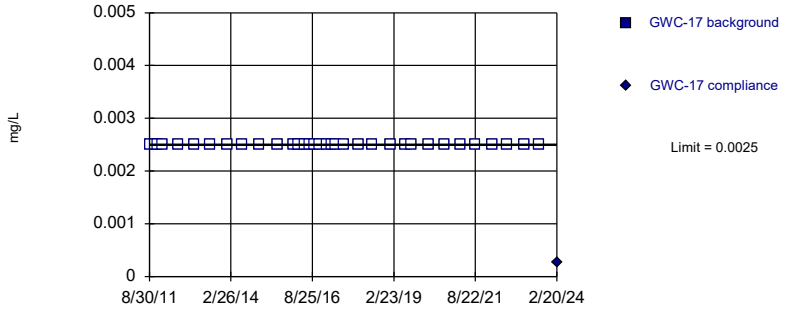

Non-parametric test used in lieu of parametric prediction limit because censored data exceeded 50%. All background values (n = 34) were censored; limit is most recent reporting limit. Well-constituent pair annual alpha = 0.003195. Individual comparison alpha = 0.001599 (1 of 2).

Constituent: Cadmium Analysis Run 8/13/2024 10:54 AM View: Appendix I
Plant Wansley Client: Southern Company Data: Wansley Landfill

Sanitas™ v.10.0.20 Software licensed to Groundwater Stats Consulting. UG
Hollow symbols indicate censored values.

Within Limit

Prediction Limit

Intrawell Non-parametric

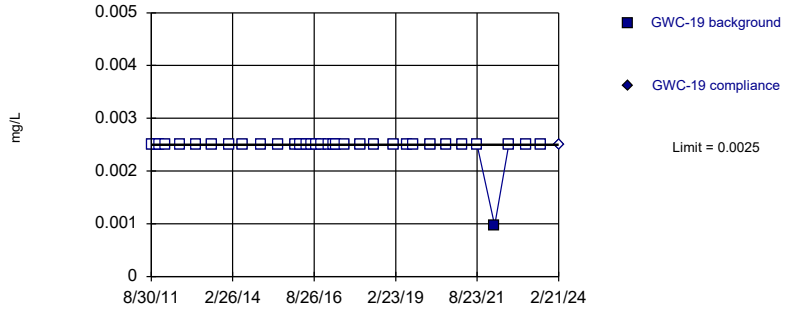

Non-parametric test used in lieu of parametric prediction limit because censored data exceeded 50%. Limit is highest of 34 background values. 97.06% NDs. Well-constituent pair annual alpha = 0.003195. Individual comparison alpha = 0.001599 (1 of 2).

Constituent: Cadmium Analysis Run 8/13/2024 10:54 AM View: Appendix I
Plant Wansley Client: Southern Company Data: Wansley Landfill

Sanitas™ v.10.0.20 Software licensed to Groundwater Stats Consulting. UG
Hollow symbols indicate censored values.

Within Limit

Prediction Limit

Intrawell Non-parametric

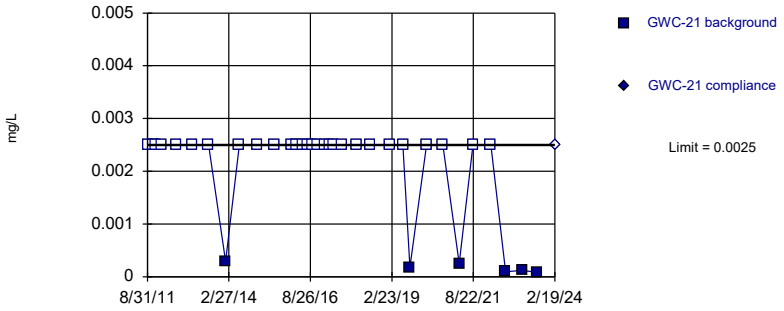

Non-parametric test used in lieu of parametric prediction limit because censored data exceeded 50%. Limit is highest of 34 background values. 82.35% NDs. Well-constituent pair annual alpha = 0.003195. Individual comparison alpha = 0.001599 (1 of 2).

Constituent: Cadmium Analysis Run 8/13/2024 10:54 AM View: Appendix I

Plant Wansley Client: Southern Company Data: Wansley Landfill

Sanitas™ v.10.0.20 Software licensed to Groundwater Stats Consulting. UG
Hollow symbols indicate censored values.

Within Limit

Prediction Limit

Intrawell Non-parametric

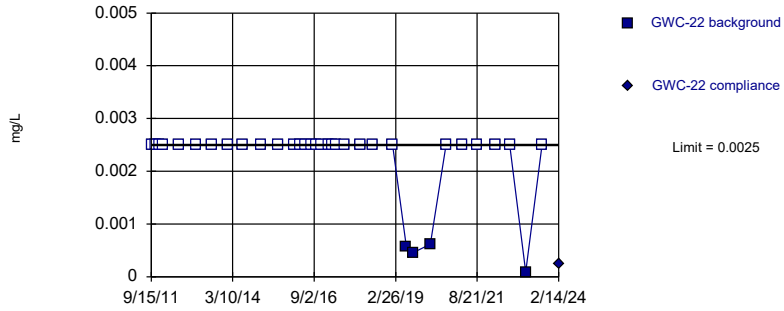

Non-parametric test used in lieu of parametric prediction limit because censored data exceeded 50%. Limit is highest of 34 background values. 88.24% NDs. Well-constituent pair annual alpha = 0.003195. Individual comparison alpha = 0.001599 (1 of 2).

Constituent: Cadmium Analysis Run 8/13/2024 10:54 AM View: Appendix I

Plant Wansley Client: Southern Company Data: Wansley Landfill

Sanitas™ v.10.0.20 Software licensed to Groundwater Stats Consulting. UG
Hollow symbols indicate censored values.

Within Limit

Prediction Limit

Intrawell Non-parametric

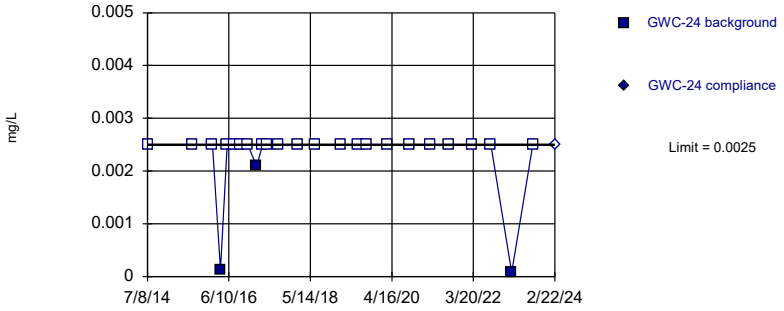

Non-parametric test used in lieu of parametric prediction limit because censored data exceeded 50%. Limit is highest of 25 background values. 88% NDs. Well-constituent pair annual alpha = 0.005656. Individual comparison alpha = 0.002832 (1 of 2).

Constituent: Cadmium Analysis Run 8/13/2024 10:54 AM View: Appendix I

Plant Wansley Client: Southern Company Data: Wansley Landfill

Sanitas™ v.10.0.20 Software licensed to Groundwater Stats Consulting. UG
Hollow symbols indicate censored values.

Within Limit

Prediction Limit

Intrawell Non-parametric

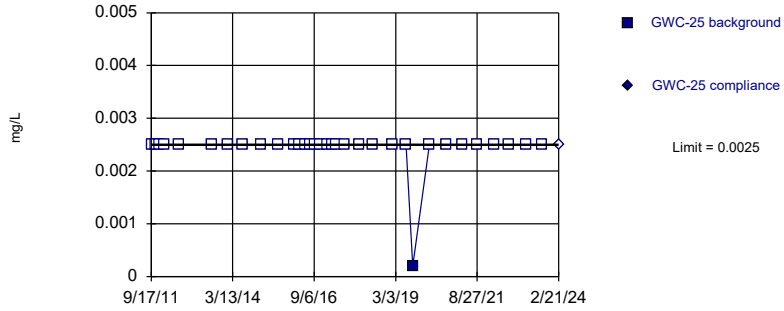

Non-parametric test used in lieu of parametric prediction limit because censored data exceeded 50%. Limit is highest of 33 background values. 96.97% NDs. Well-constituent pair annual alpha = 0.003399. Individual comparison alpha = 0.001701 (1 of 2).

Constituent: Cadmium Analysis Run 8/13/2024 10:54 AM View: Appendix I

Plant Wansley Client: Southern Company Data: Wansley Landfill

Sanitas™ v.10.0.20 Software licensed to Groundwater Stats Consulting. UG
Hollow symbols indicate censored values.

Within Limit

Prediction Limit

Intrawell Non-parametric

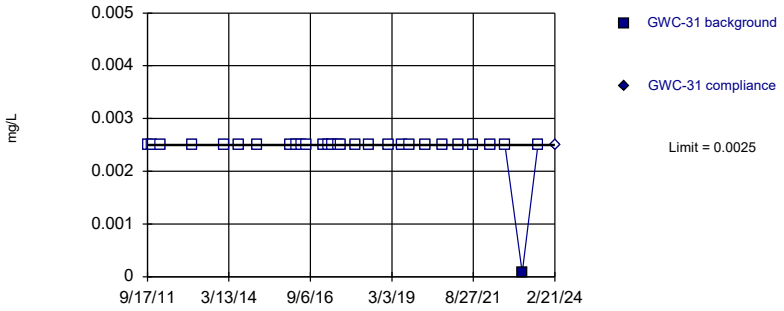

Non-parametric test used in lieu of parametric prediction limit because censored data exceeded 50%. Limit is highest of 29 background values. 96.55% NDs. Well-constituent pair annual alpha = 0.00434. Individual comparison alpha = 0.002172 (1 of 2).

Constituent: Cadmium Analysis Run 8/13/2024 10:54 AM View: Appendix I
Plant Wansley Client: Southern Company Data: Wansley Landfill

Sanitas™ v.10.0.20 Software licensed to Groundwater Stats Consulting. UG
Hollow symbols indicate censored values.

Within Limit

Prediction Limit

Intrawell Non-parametric

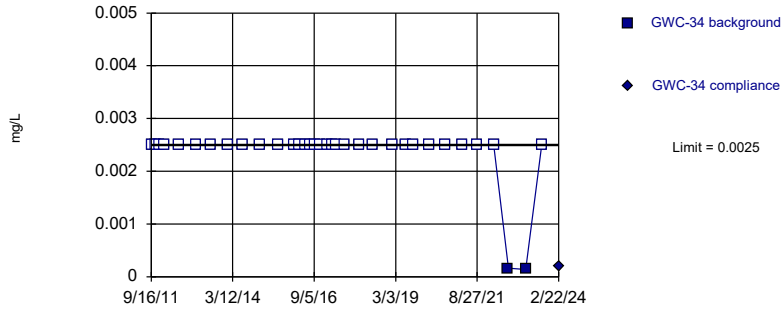

Non-parametric test used in lieu of parametric prediction limit because censored data exceeded 50%. Limit is highest of 34 background values. 94.12% NDs. Well-constituent pair annual alpha = 0.003195. Individual comparison alpha = 0.001599 (1 of 2).

Constituent: Cadmium Analysis Run 8/13/2024 10:54 AM View: Appendix I
Plant Wansley Client: Southern Company Data: Wansley Landfill

Sanitas™ v.10.0.20 Software licensed to Groundwater Stats Consulting. UG
Hollow symbols indicate censored values.

Within Limit

Prediction Limit

Intrawell Non-parametric

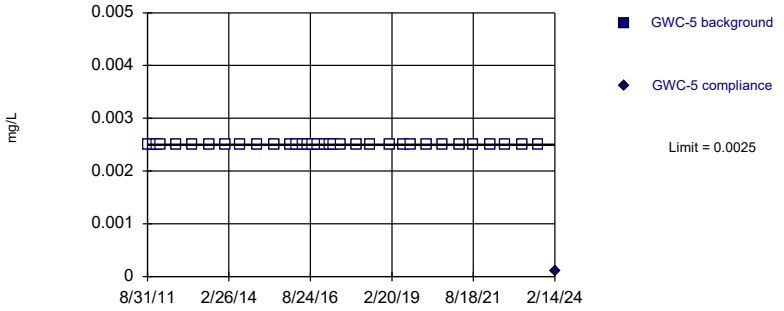

Non-parametric test used in lieu of parametric prediction limit because censored data exceeded 50%. All background values (n = 34) were censored; limit is most recent reporting limit. Well-constituent pair annual alpha = 0.003195. Individual comparison alpha = 0.001599 (1 of 2).

Constituent: Cadmium Analysis Run 8/13/2024 10:54 AM View: Appendix I
Plant Wansley Client: Southern Company Data: Wansley Landfill

Sanitas™ v.10.0.20 Software licensed to Groundwater Stats Consulting. UG
Hollow symbols indicate censored values.

Within Limit

Prediction Limit

Intrawell Non-parametric

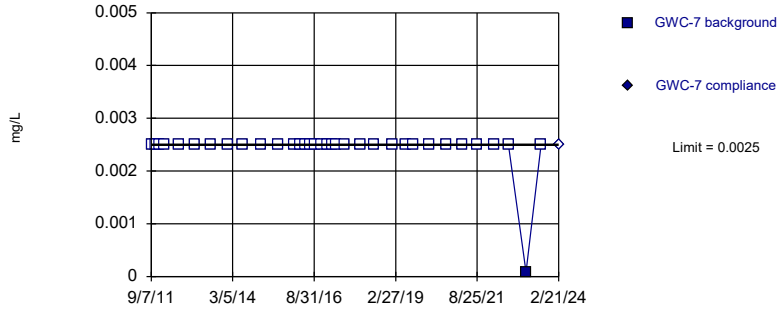

Non-parametric test used in lieu of parametric prediction limit because censored data exceeded 50%. Limit is highest of 34 background values. 97.06% NDs. Well-constituent pair annual alpha = 0.003195. Individual comparison alpha = 0.001599 (1 of 2).

Constituent: Cadmium Analysis Run 8/13/2024 10:54 AM View: Appendix I
Plant Wansley Client: Southern Company Data: Wansley Landfill

Sanitas™ v.10.0.20 Software licensed to Groundwater Stats Consulting. UG
Hollow symbols indicate censored values.

Within Limit

Prediction Limit

Intrawell Non-parametric

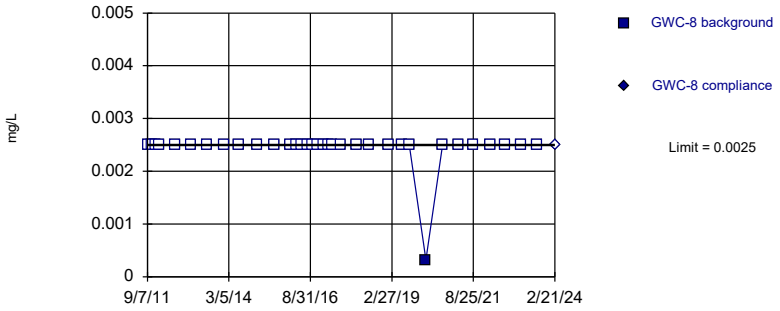

Non-parametric test used in lieu of parametric prediction limit because censored data exceeded 50%. Limit is highest of 34 background values. 97.06% NDs. Well-constituent pair annual alpha = 0.003195. Individual comparison alpha = 0.001599 (1 of 2).

Constituent: Cadmium Analysis Run 8/13/2024 10:54 AM View: Appendix I
Plant Wansley Client: Southern Company Data: Wansley Landfill

Sanitas™ v.10.0.20 Software licensed to Groundwater Stats Consulting. UG
Hollow symbols indicate censored values.

Within Limit

Prediction Limit

Intrawell Non-parametric

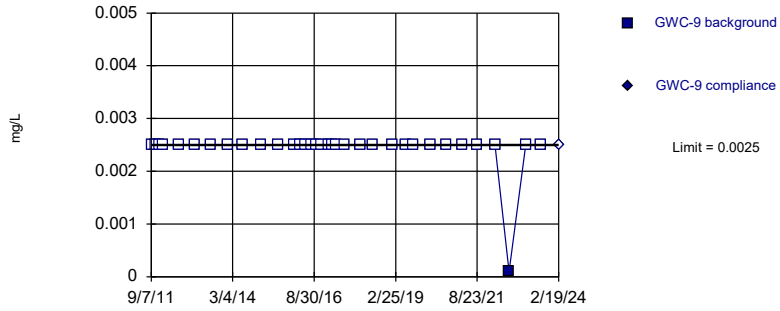

Non-parametric test used in lieu of parametric prediction limit because censored data exceeded 50%. Limit is highest of 34 background values. 97.06% NDs. Well-constituent pair annual alpha = 0.003195. Individual comparison alpha = 0.001599 (1 of 2).

Constituent: Cadmium Analysis Run 8/13/2024 10:54 AM View: Appendix I
Plant Wansley Client: Southern Company Data: Wansley Landfill

Sanitas™ v.10.0.20 Software licensed to Groundwater Stats Consulting. UG
Hollow symbols indicate censored values.

Within Limit

Prediction Limit

Intrawell Non-parametric

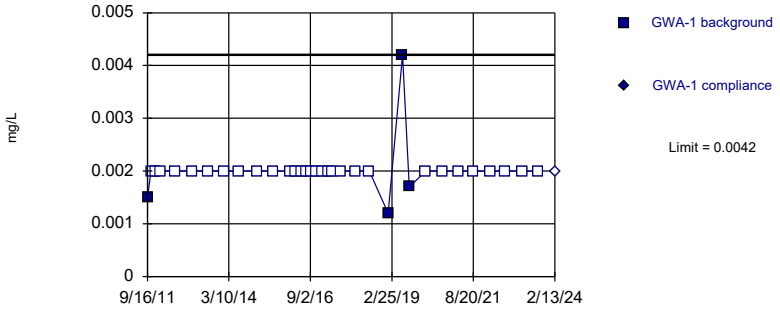

Non-parametric test used in lieu of parametric prediction limit because censored data exceeded 50%. Limit is highest of 34 background values. 88.24% NDs. Well-constituent pair annual alpha = 0.003195. Individual comparison alpha = 0.001599 (1 of 2).

Constituent: Chromium Analysis Run 8/13/2024 10:54 AM View: Appendix I
Plant Wansley Client: Southern Company Data: Wansley Landfill

Sanitas™ v.10.0.20 Software licensed to Groundwater Stats Consulting. UG
Hollow symbols indicate censored values.

Within Limit

Prediction Limit

Intrawell Non-parametric

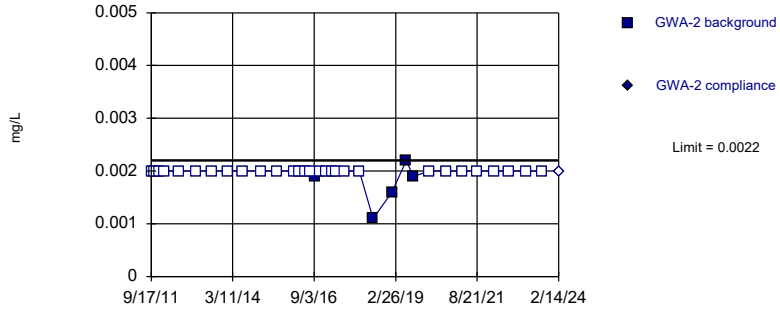

Non-parametric test used in lieu of parametric prediction limit because censored data exceeded 50%. Limit is highest of 34 background values. 85.29% NDs. Well-constituent pair annual alpha = 0.003195. Individual comparison alpha = 0.001599 (1 of 2).

Constituent: Chromium Analysis Run 8/13/2024 10:54 AM View: Appendix I
Plant Wansley Client: Southern Company Data: Wansley Landfill

Sanitas™ v.10.0.20 Software licensed to Groundwater Stats Consulting. UG
Hollow symbols indicate censored values.

Within Limit

Prediction Limit

Intrawell Non-parametric

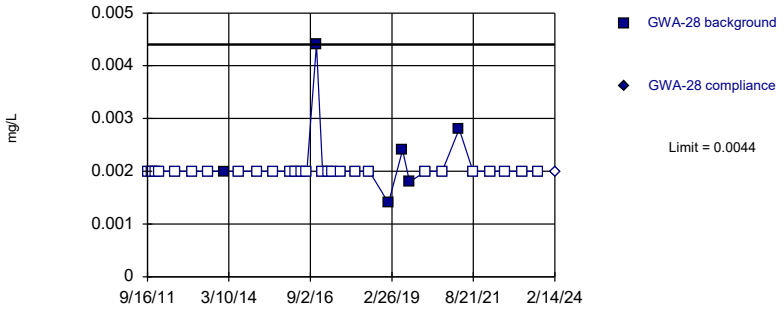

Non-parametric test used in lieu of parametric prediction limit because censored data exceeded 50%. Limit is highest of 33 background values. 81.82% NDs. Well-constituent pair annual alpha = 0.003399. Individual comparison alpha = 0.001701 (1 of 2).

Constituent: Chromium Analysis Run 8/13/2024 10:54 AM View: Appendix I
Plant Wansley Client: Southern Company Data: Wansley Landfill

Sanitas™ v.10.0.20 Software licensed to Groundwater Stats Consulting. UG
Hollow symbols indicate censored values.

Within Limit

Prediction Limit

Intrawell Non-parametric

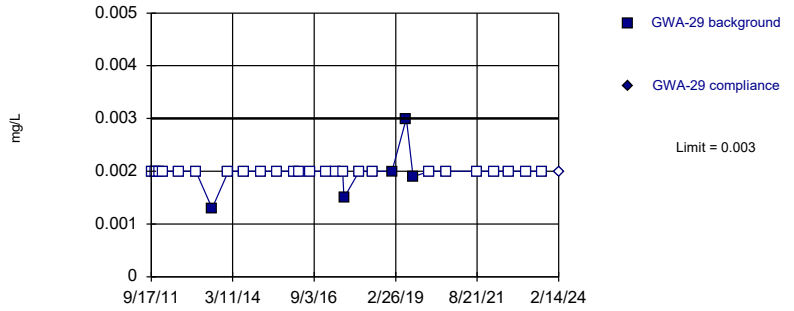

Non-parametric test used in lieu of parametric prediction limit because censored data exceeded 50%. Limit is highest of 30 background values. 83.33% NDs. Well-constituent pair annual alpha = 0.004011. Individual comparison alpha = 0.002008 (1 of 2).

Constituent: Chromium Analysis Run 8/13/2024 10:54 AM View: Appendix I
Plant Wansley Client: Southern Company Data: Wansley Landfill

Sanitas™ v.10.0.20 Software licensed to Groundwater Stats Consulting. UG
Hollow symbols indicate censored values.

Prediction Limit

Intrawell Non-parametric, GWA-3 (bg)

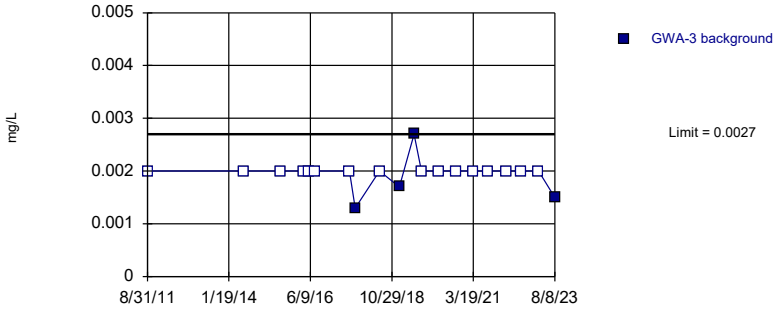

Non-parametric test used in lieu of parametric prediction limit because censored data exceeded 50%. Limit is highest of 20 background values. 80% NDs. Well-constituent pair annual alpha = 0.008564. Individual comparison alpha = 0.004291 (1 of 2). Assumes 1 future value.

Constituent: Chromium Analysis Run 8/13/2024 10:54 AM View: Appendix I
Plant Wansley Client: Southern Company Data: Wansley Landfill

Sanitas™ v.10.0.20 Software licensed to Groundwater Stats Consulting. UG
Hollow symbols indicate censored values.

Within Limit

Prediction Limit

Intrawell Non-parametric

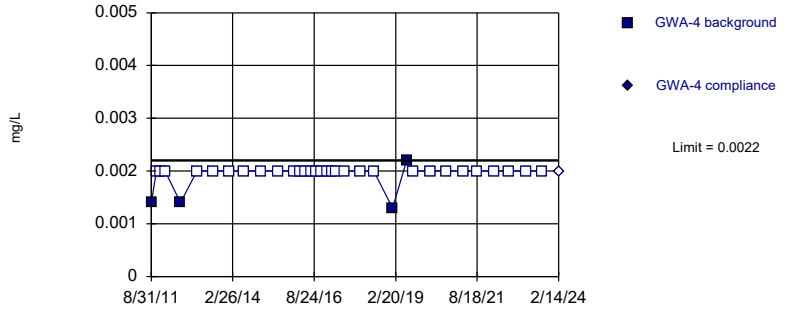

Non-parametric test used in lieu of parametric prediction limit because censored data exceeded 50%. Limit is highest of 34 background values. 88.24% NDs. Well-constituent pair annual alpha = 0.003195. Individual comparison alpha = 0.001599 (1 of 2).

Constituent: Chromium Analysis Run 8/13/2024 10:54 AM View: Appendix I
Plant Wansley Client: Southern Company Data: Wansley Landfill

Sanitas™ v.10.0.20 Software licensed to Groundwater Stats Consulting. UG
Hollow symbols indicate censored values.

Within Limit

Prediction Limit

Intrawell Non-parametric

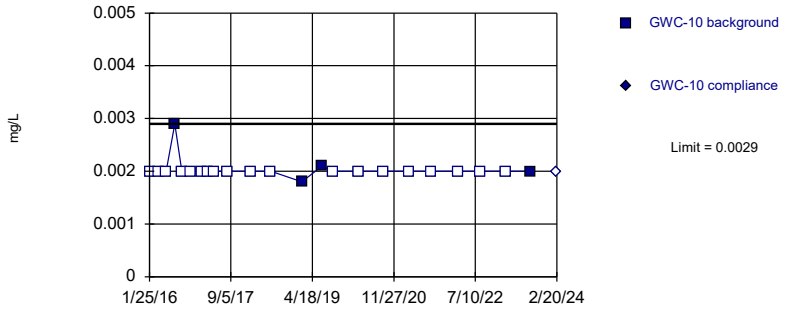

Non-parametric test used in lieu of parametric prediction limit because censored data exceeded 50%. Limit is highest of 23 background values. 82.61% NDs. Well-constituent pair annual alpha = 0.006819. Individual comparison alpha = 0.003415 (1 of 2).

Constituent: Chromium Analysis Run 8/13/2024 10:54 AM View: Appendix I

Plant Wansley Client: Southern Company Data: Wansley Landfill

Sanitas™ v.10.0.20 Software licensed to Groundwater Stats Consulting. UG
Hollow symbols indicate censored values.

Within Limit

Prediction Limit

Intrawell Non-parametric

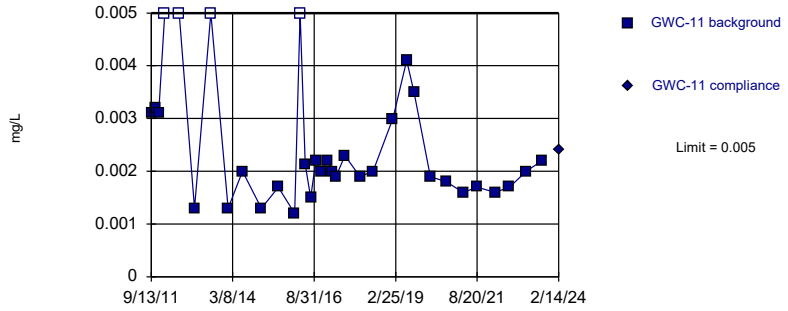

Non-parametric test used in lieu of parametric prediction limit because the Shapiro Wilk normality test showed the data to be non-normal at the 0.01 alpha level. Limit is highest of 34 background values. 11.76% NDs. Well-constituent pair annual alpha = 0.003195. Individual comparison alpha = 0.001599 (1 of 2).

Constituent: Chromium Analysis Run 8/13/2024 10:54 AM View: Appendix I

Plant Wansley Client: Southern Company Data: Wansley Landfill

Sanitas™ v.10.0.20 Software licensed to Groundwater Stats Consulting. UG
Hollow symbols indicate censored values.

Within Limit

Prediction Limit

Intrawell Non-parametric

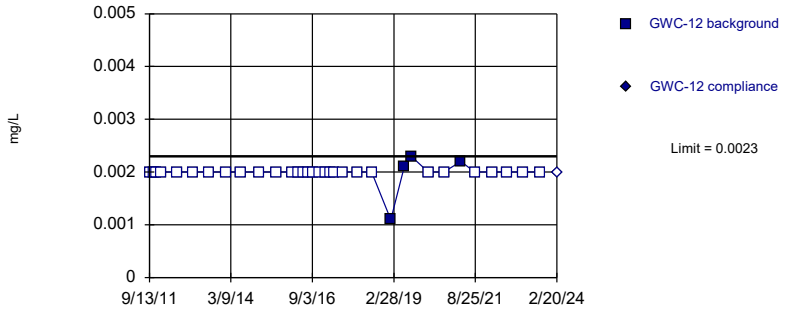

Non-parametric test used in lieu of parametric prediction limit because censored data exceeded 50%. Limit is highest of 34 background values. 88.24% NDs. Well-constituent pair annual alpha = 0.003195. Individual comparison alpha = 0.001599 (1 of 2).

Constituent: Chromium Analysis Run 8/13/2024 10:54 AM View: Appendix I

Plant Wansley Client: Southern Company Data: Wansley Landfill

Sanitas™ v.10.0.20 Software licensed to Groundwater Stats Consulting. UG
Hollow symbols indicate censored values.

Within Limit

Prediction Limit

Intrawell Non-parametric

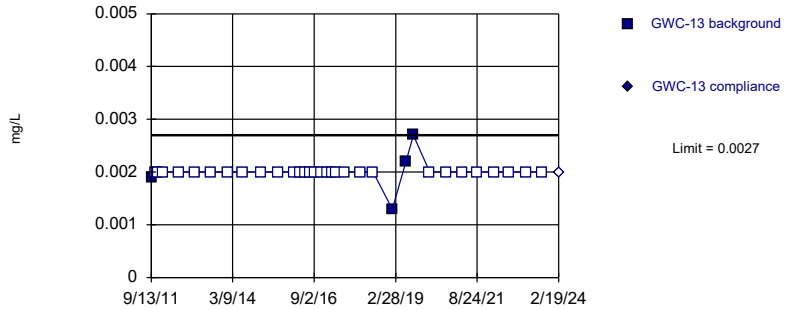

Non-parametric test used in lieu of parametric prediction limit because censored data exceeded 50%. Limit is highest of 34 background values. 88.24% NDs. Well-constituent pair annual alpha = 0.003195. Individual comparison alpha = 0.001599 (1 of 2).

Constituent: Chromium Analysis Run 8/13/2024 10:54 AM View: Appendix I

Plant Wansley Client: Southern Company Data: Wansley Landfill

Sanitas™ v.10.0.20 Software licensed to Groundwater Stats Consulting. UG
Hollow symbols indicate censored values.

Within Limit

Prediction Limit

Intrawell Non-parametric

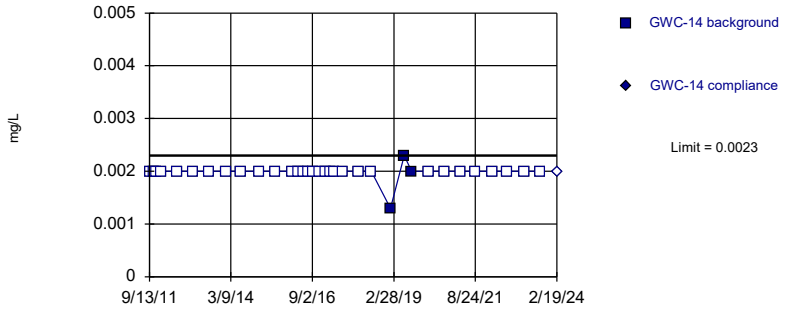

Non-parametric test used in lieu of parametric prediction limit because censored data exceeded 50%. Limit is highest of 34 background values. 91.18% NDs. Well-constituent pair annual alpha = 0.003195. Individual comparison alpha = 0.001599 (1 of 2).

Constituent: Chromium Analysis Run 8/13/2024 10:54 AM View: Appendix I
Plant Wansley Client: Southern Company Data: Wansley Landfill

Sanitas™ v.10.0.20 Software licensed to Groundwater Stats Consulting. UG
Hollow symbols indicate censored values.

Within Limit

Prediction Limit

Intrawell Non-parametric

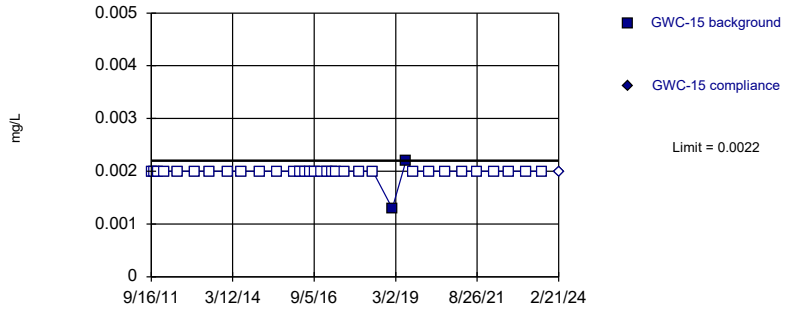

Non-parametric test used in lieu of parametric prediction limit because censored data exceeded 50%. Limit is highest of 34 background values. 94.12% NDs. Well-constituent pair annual alpha = 0.003195. Individual comparison alpha = 0.001599 (1 of 2).

Constituent: Chromium Analysis Run 8/13/2024 10:54 AM View: Appendix I
Plant Wansley Client: Southern Company Data: Wansley Landfill

Sanitas™ v.10.0.20 Software licensed to Groundwater Stats Consulting. UG
Hollow symbols indicate censored values.

Within Limit

Prediction Limit

Intrawell Non-parametric

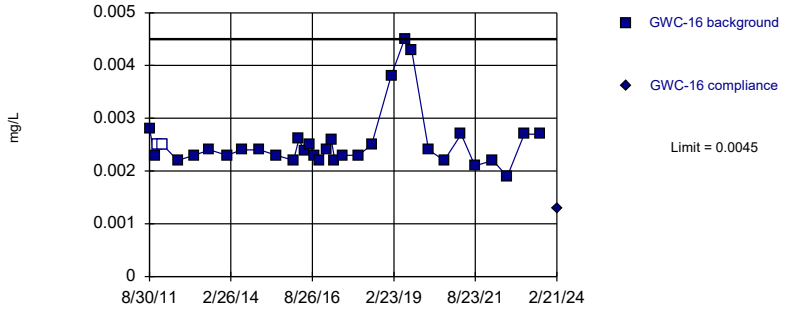

Non-parametric test used in lieu of parametric prediction limit because the Shapiro Wilk normality test showed the data to be non-normal at the 0.01 alpha level. Limit is highest of 34 background values. 5.882% NDs. Well-constituent pair annual alpha = 0.003195. Individual comparison alpha = 0.001599 (1 of 2).

Constituent: Chromium Analysis Run 8/13/2024 10:54 AM View: Appendix I
Plant Wansley Client: Southern Company Data: Wansley Landfill

Sanitas™ v.10.0.20 Software licensed to Groundwater Stats Consulting. UG
Hollow symbols indicate censored values.

Within Limit

Prediction Limit

Intrawell Non-parametric

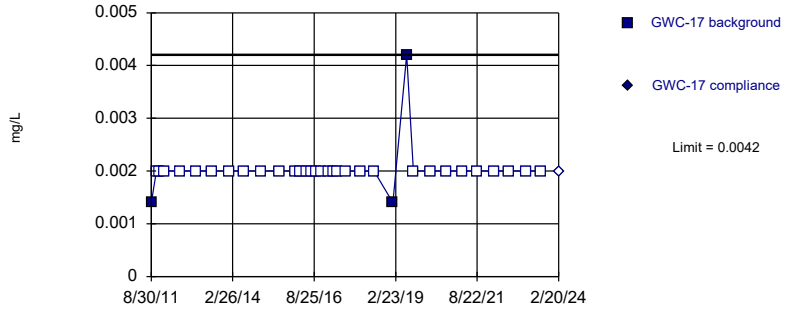

Non-parametric test used in lieu of parametric prediction limit because censored data exceeded 50%. Limit is highest of 34 background values. 91.18% NDs. Well-constituent pair annual alpha = 0.003195. Individual comparison alpha = 0.001599 (1 of 2).

Constituent: Chromium Analysis Run 8/13/2024 10:54 AM View: Appendix I
Plant Wansley Client: Southern Company Data: Wansley Landfill

Sanitas™ v.10.0.20 Software licensed to Groundwater Stats Consulting. UG
Hollow symbols indicate censored values.

Within Limit

Prediction Limit

Intrawell Non-parametric

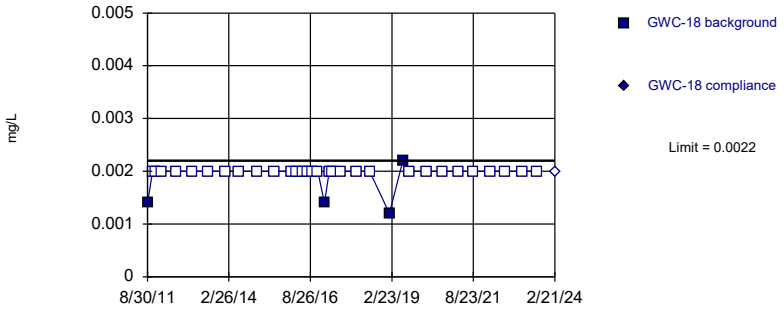

Non-parametric test used in lieu of parametric prediction limit because censored data exceeded 50%. Limit is highest of 34 background values. 88.24% NDs. Well-constituent pair annual alpha = 0.003195. Individual comparison alpha = 0.001599 (1 of 2).

Constituent: Chromium Analysis Run 8/13/2024 10:54 AM View: Appendix I
Plant Wansley Client: Southern Company Data: Wansley Landfill

Sanitas™ v.10.0.20 Software licensed to Groundwater Stats Consulting. UG
Hollow symbols indicate censored values.

Within Limit

Prediction Limit

Intrawell Non-parametric

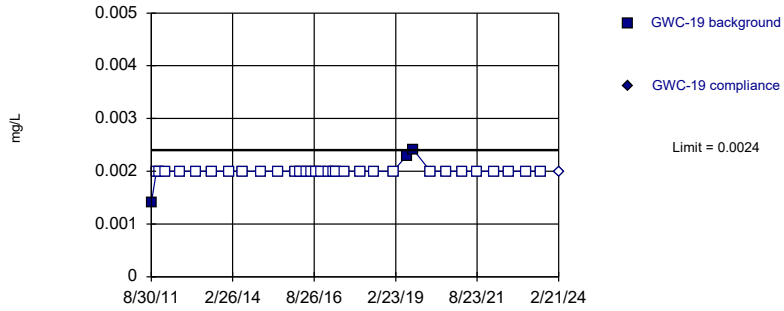

Non-parametric test used in lieu of parametric prediction limit because censored data exceeded 50%. Limit is highest of 34 background values. 91.18% NDs. Well-constituent pair annual alpha = 0.003195. Individual comparison alpha = 0.001599 (1 of 2).

Constituent: Chromium Analysis Run 8/13/2024 10:54 AM View: Appendix I
Plant Wansley Client: Southern Company Data: Wansley Landfill

Sanitas™ v.10.0.20 Software licensed to Groundwater Stats Consulting. UG
Hollow symbols indicate censored values.

Within Limit

Prediction Limit

Intrawell Non-parametric

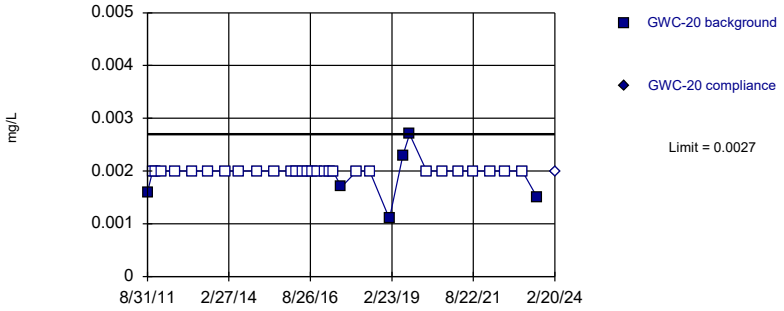

Non-parametric test used in lieu of parametric prediction limit because censored data exceeded 50%. Limit is highest of 34 background values. 82.35% NDs. Well-constituent pair annual alpha = 0.003195. Individual comparison alpha = 0.001599 (1 of 2).

Constituent: Chromium Analysis Run 8/13/2024 10:54 AM View: Appendix I
Plant Wansley Client: Southern Company Data: Wansley Landfill

Sanitas™ v.10.0.20 Software licensed to Groundwater Stats Consulting. UG
Hollow symbols indicate censored values.

Within Limit

Prediction Limit

Intrawell Non-parametric

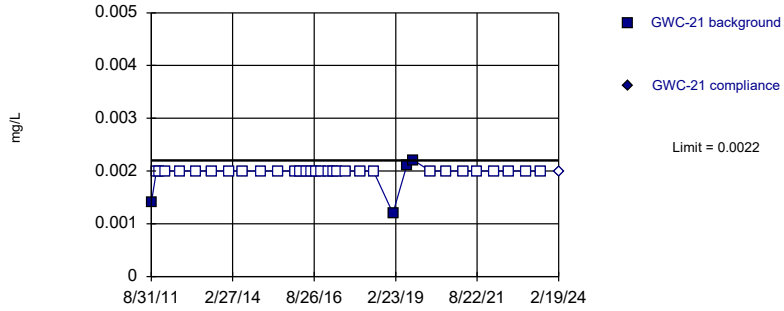

Non-parametric test used in lieu of parametric prediction limit because censored data exceeded 50%. Limit is highest of 34 background values. 88.24% NDs. Well-constituent pair annual alpha = 0.003195. Individual comparison alpha = 0.001599 (1 of 2).

Constituent: Chromium Analysis Run 8/13/2024 10:54 AM View: Appendix I
Plant Wansley Client: Southern Company Data: Wansley Landfill

Sanitas™ v.10.0.20 Software licensed to Groundwater Stats Consulting. UG
Hollow symbols indicate censored values.

Within Limit

Prediction Limit

Intrawell Non-parametric

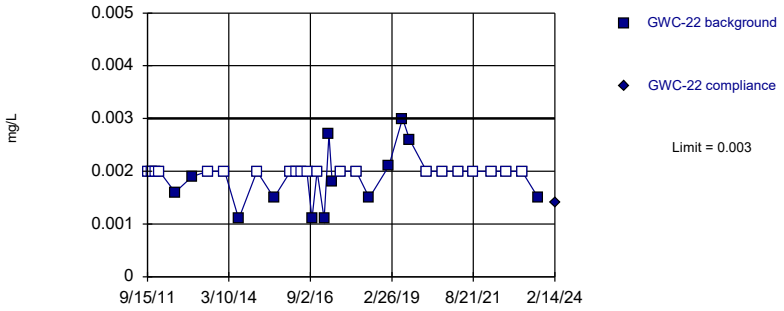

Non-parametric test used in lieu of parametric prediction limit because censored data exceeded 50%. Limit is highest of 34 background values. 61.76% NDs. Well-constituent pair annual alpha = 0.003195. Individual comparison alpha = 0.001599 (1 of 2).

Constituent: Chromium Analysis Run 8/13/2024 10:54 AM View: Appendix I

Plant Wansley Client: Southern Company Data: Wansley Landfill

Sanitas™ v.10.0.20 Software licensed to Groundwater Stats Consulting. UG
Hollow symbols indicate censored values.

Within Limit

Prediction Limit

Intrawell Non-parametric

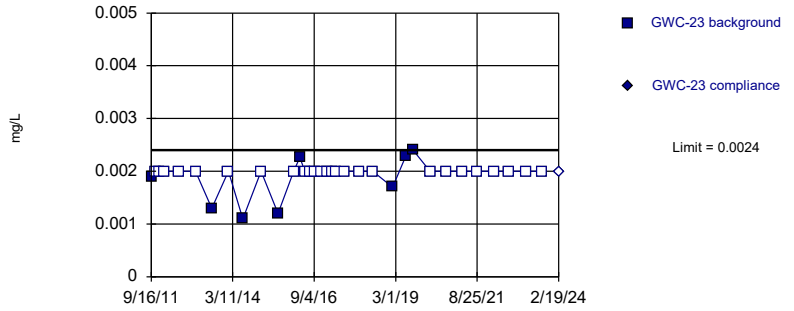

Non-parametric test used in lieu of parametric prediction limit because censored data exceeded 50%. Limit is highest of 34 background values. 76.47% NDs. Well-constituent pair annual alpha = 0.003195. Individual comparison alpha = 0.001599 (1 of 2).

Constituent: Chromium Analysis Run 8/13/2024 10:54 AM View: Appendix I

Plant Wansley Client: Southern Company Data: Wansley Landfill

Sanitas™ v.10.0.20 Software licensed to Groundwater Stats Consulting. UG
Hollow symbols indicate censored values.

Within Limit

Prediction Limit

Intrawell Non-parametric

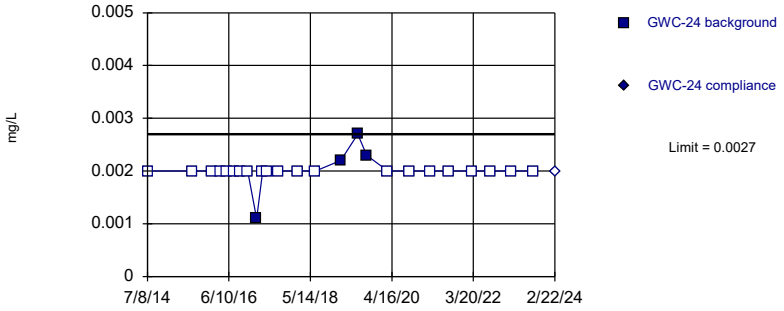

Non-parametric test used in lieu of parametric prediction limit because censored data exceeded 50%. Limit is highest of 25 background values. 84% NDs. Well-constituent pair annual alpha = 0.005656. Individual comparison alpha = 0.002832 (1 of 2).

Constituent: Chromium Analysis Run 8/13/2024 10:54 AM View: Appendix I

Plant Wansley Client: Southern Company Data: Wansley Landfill

Sanitas™ v.10.0.20 Software licensed to Groundwater Stats Consulting. UG
Hollow symbols indicate censored values.

Within Limit

Prediction Limit

Intrawell Non-parametric

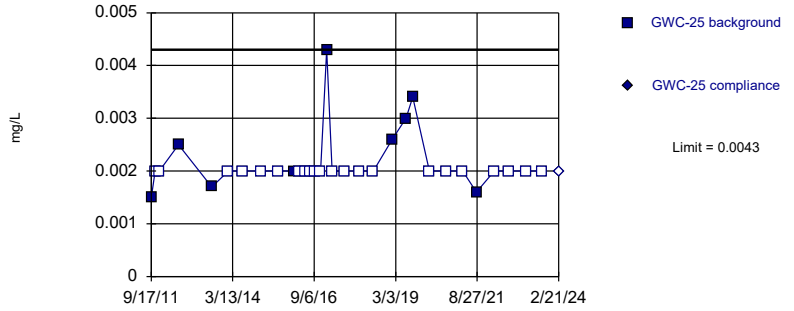

Non-parametric test used in lieu of parametric prediction limit because censored data exceeded 50%. Limit is highest of 31 background values. 70.97% NDs. Well-constituent pair annual alpha = 0.003807. Individual comparison alpha = 0.001905 (1 of 2).

Constituent: Chromium Analysis Run 8/13/2024 10:54 AM View: Appendix I

Plant Wansley Client: Southern Company Data: Wansley Landfill

Sanitas™ v.10.0.20 Software licensed to Groundwater Stats Consulting. UG
Hollow symbols indicate censored values.
Within Limit

Prediction Limit

Intrawell Non-parametric

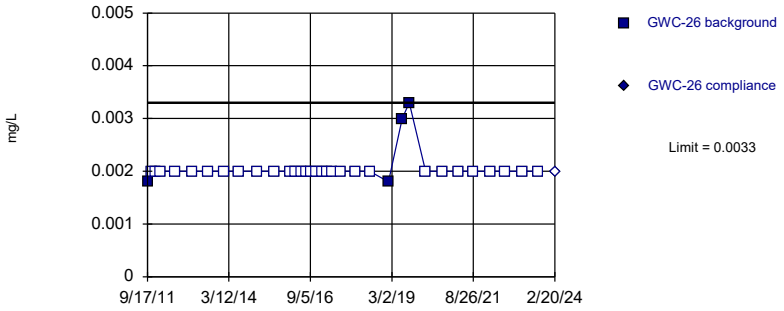

Non-parametric test used in lieu of parametric prediction limit because censored data exceeded 50%. Limit is highest of 34 background values. 88.24% NDs. Well-constituent pair annual alpha = 0.003195. Individual comparison alpha = 0.001599 (1 of 2).

Constituent: Chromium Analysis Run 8/13/2024 10:54 AM View: Appendix I
Plant Wansley Client: Southern Company Data: Wansley Landfill

Sanitas™ v.10.0.20 Software licensed to Groundwater Stats Consulting. UG
Hollow symbols indicate censored values.
Within Limit

Prediction Limit

Intrawell Non-parametric

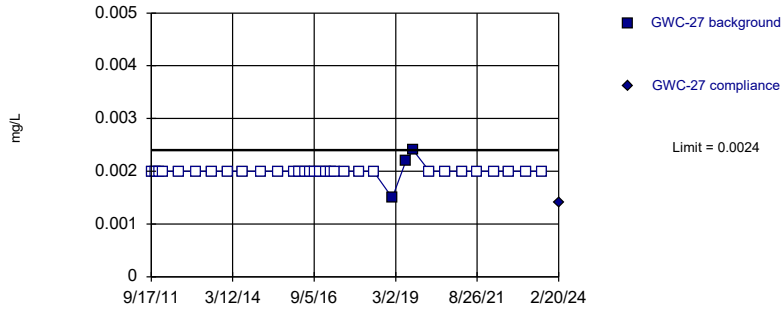

Non-parametric test used in lieu of parametric prediction limit because censored data exceeded 50%. Limit is highest of 34 background values. 91.18% NDs. Well-constituent pair annual alpha = 0.003195. Individual comparison alpha = 0.001599 (1 of 2).

Constituent: Chromium Analysis Run 8/13/2024 10:54 AM View: Appendix I
Plant Wansley Client: Southern Company Data: Wansley Landfill

Sanitas™ v.10.0.20 Software licensed to Groundwater Stats Consulting. UG
Hollow symbols indicate censored values.
Within Limit

Prediction Limit

Intrawell Non-parametric

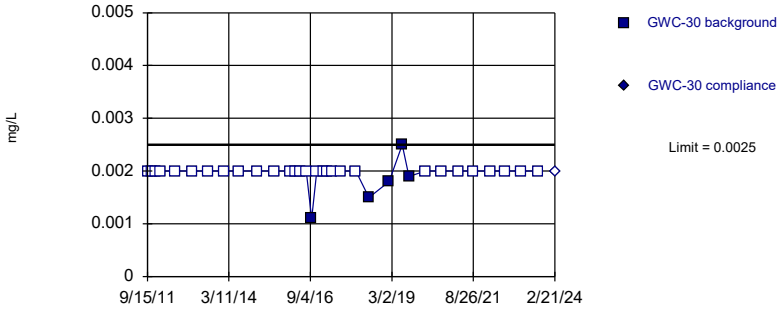

Non-parametric test used in lieu of parametric prediction limit because censored data exceeded 50%. Limit is highest of 34 background values. 85.29% NDs. Well-constituent pair annual alpha = 0.003195. Individual comparison alpha = 0.001599 (1 of 2).

Constituent: Chromium Analysis Run 8/13/2024 10:54 AM View: Appendix I
Plant Wansley Client: Southern Company Data: Wansley Landfill

Sanitas™ v.10.0.20 Software licensed to Groundwater Stats Consulting. UG
Hollow symbols indicate censored values.
Within Limit

Prediction Limit

Intrawell Non-parametric

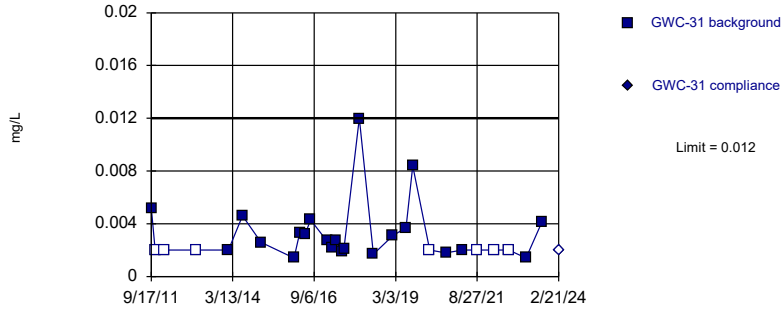

Non-parametric test used in lieu of parametric prediction limit because the Shapiro Wilk normality test showed the data to be non-normal at the 0.01 alpha level. Limit is highest of 29 background values. 24.14% NDs. Well-constituent pair annual alpha = 0.00434. Individual comparison alpha = 0.002172 (1 of 2).

Constituent: Chromium Analysis Run 8/13/2024 10:54 AM View: Appendix I
Plant Wansley Client: Southern Company Data: Wansley Landfill

Sanitas™ v.10.0.20 Software licensed to Groundwater Stats Consulting. UG
Hollow symbols indicate censored values.

Within Limit

Prediction Limit

Intrawell Non-parametric

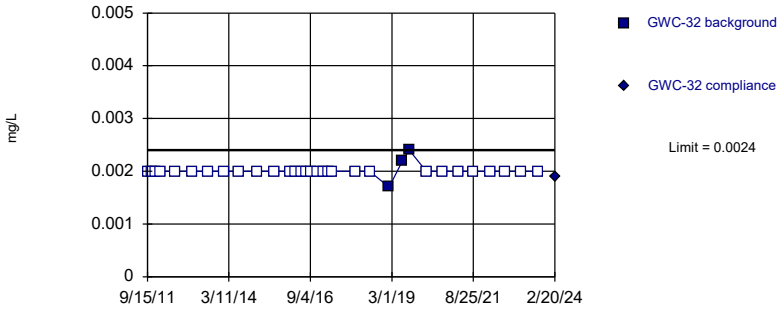

Non-parametric test used in lieu of parametric prediction limit because censored data exceeded 50%. Limit is highest of 33 background values. 90.91% NDs. Well-constituent pair annual alpha = 0.003399. Individual comparison alpha = 0.001701 (1 of 2).

Constituent: Chromium Analysis Run 8/13/2024 10:54 AM View: Appendix I

Plant Wansley Client: Southern Company Data: Wansley Landfill

Sanitas™ v.10.0.20 Software licensed to Groundwater Stats Consulting. UG
Hollow symbols indicate censored values.

Within Limit

Prediction Limit

Intrawell Non-parametric

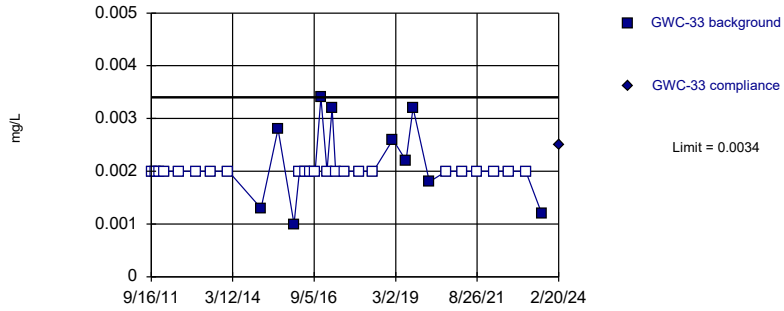

Non-parametric test used in lieu of parametric prediction limit because censored data exceeded 50%. Limit is highest of 33 background values. 69.7% NDs. Well-constituent pair annual alpha = 0.003399. Individual comparison alpha = 0.001701 (1 of 2).

Constituent: Chromium Analysis Run 8/13/2024 10:54 AM View: Appendix I

Plant Wansley Client: Southern Company Data: Wansley Landfill

Sanitas™ v.10.0.20 Software licensed to Groundwater Stats Consulting. UG
Hollow symbols indicate censored values.

Within Limit

Prediction Limit

Intrawell Non-parametric

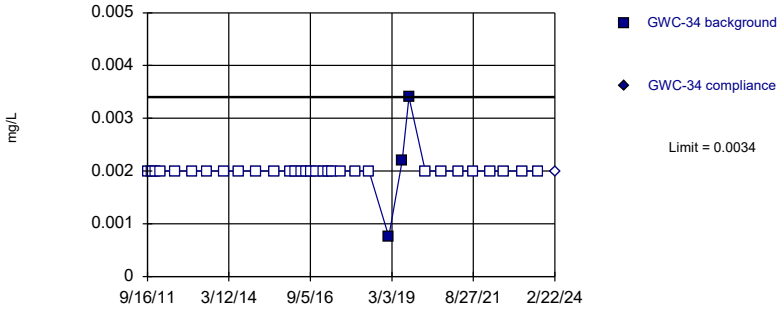

Non-parametric test used in lieu of parametric prediction limit because censored data exceeded 50%. Limit is highest of 34 background values. 91.18% NDs. Well-constituent pair annual alpha = 0.003195. Individual comparison alpha = 0.001599 (1 of 2).

Constituent: Chromium Analysis Run 8/13/2024 10:54 AM View: Appendix I

Plant Wansley Client: Southern Company Data: Wansley Landfill

Sanitas™ v.10.0.20 Software licensed to Groundwater Stats Consulting. UG
Hollow symbols indicate censored values.

Within Limit

Prediction Limit

Intrawell Non-parametric

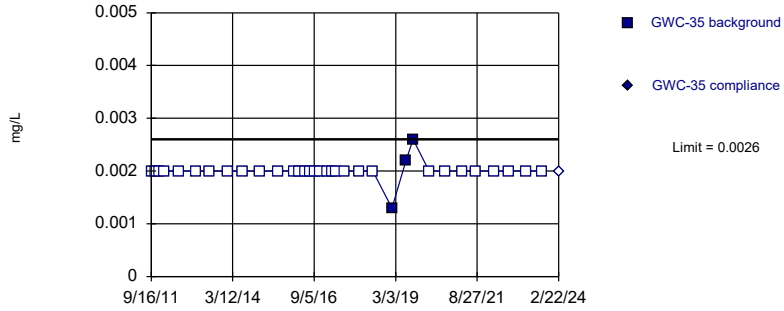

Non-parametric test used in lieu of parametric prediction limit because censored data exceeded 50%. Limit is highest of 34 background values. 91.18% NDs. Well-constituent pair annual alpha = 0.003195. Individual comparison alpha = 0.001599 (1 of 2).

Constituent: Chromium Analysis Run 8/13/2024 10:54 AM View: Appendix I

Plant Wansley Client: Southern Company Data: Wansley Landfill

Sanitas™ v.10.0.20 Software licensed to Groundwater Stats Consulting. UG
Hollow symbols indicate censored values.

Within Limit

Prediction Limit

Intrawell Non-parametric

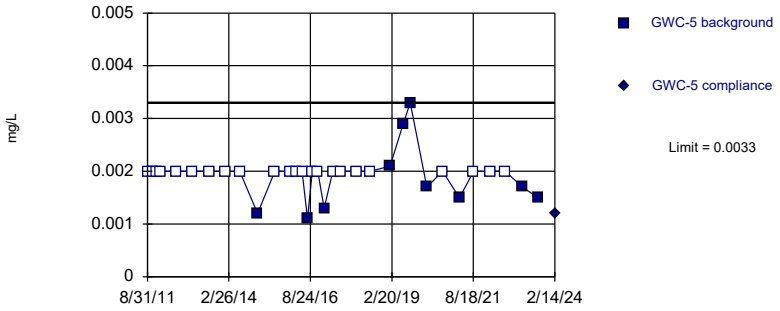

Non-parametric test used in lieu of parametric prediction limit because censored data exceeded 50%. Limit is highest of 33 background values. 69.7% NDs. Well-constituent pair annual alpha = 0.003399. Individual comparison alpha = 0.001701 (1 of 2).

Constituent: Chromium Analysis Run 8/13/2024 10:55 AM View: Appendix I

Plant Wansley Client: Southern Company Data: Wansley Landfill

Sanitas™ v.10.0.20 Software licensed to Groundwater Stats Consulting. UG
Hollow symbols indicate censored values.

Within Limit

Prediction Limit

Intrawell Non-parametric

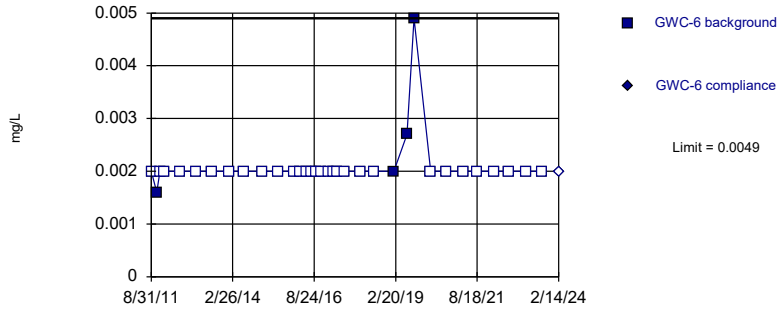

Non-parametric test used in lieu of parametric prediction limit because censored data exceeded 50%. Limit is highest of 34 background values. 88.24% NDs. Well-constituent pair annual alpha = 0.003195. Individual comparison alpha = 0.001599 (1 of 2).

Constituent: Chromium Analysis Run 8/13/2024 10:55 AM View: Appendix I

Plant Wansley Client: Southern Company Data: Wansley Landfill

Sanitas™ v.10.0.20 Software licensed to Groundwater Stats Consulting. UG
Hollow symbols indicate censored values.

Within Limit

Prediction Limit

Intrawell Non-parametric

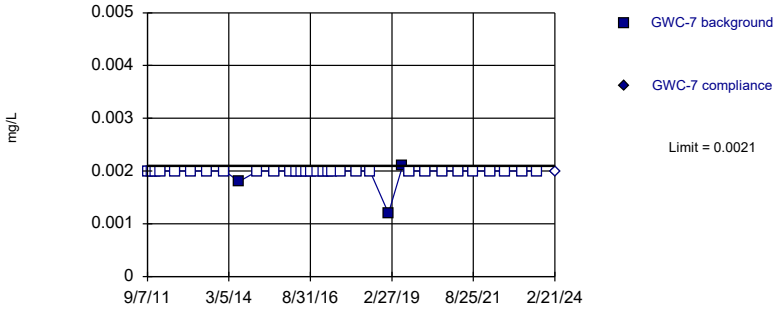

Non-parametric test used in lieu of parametric prediction limit because censored data exceeded 50%. Limit is highest of 34 background values. 91.18% NDs. Well-constituent pair annual alpha = 0.003195. Individual comparison alpha = 0.001599 (1 of 2).

Constituent: Chromium Analysis Run 8/13/2024 10:55 AM View: Appendix I

Plant Wansley Client: Southern Company Data: Wansley Landfill

Sanitas™ v.10.0.20 Software licensed to Groundwater Stats Consulting. UG
Hollow symbols indicate censored values.

Within Limit

Prediction Limit

Intrawell Non-parametric

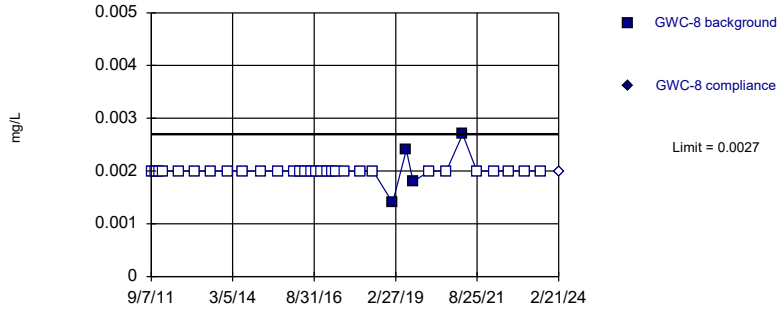

Non-parametric test used in lieu of parametric prediction limit because censored data exceeded 50%. Limit is highest of 34 background values. 88.24% NDs. Well-constituent pair annual alpha = 0.003195. Individual comparison alpha = 0.001599 (1 of 2).

Constituent: Chromium Analysis Run 8/13/2024 10:55 AM View: Appendix I

Plant Wansley Client: Southern Company Data: Wansley Landfill

Sanitas™ v.10.0.20 Software licensed to Groundwater Stats Consulting. UG
Hollow symbols indicate censored values.

Within Limit

Prediction Limit

Intrawell Non-parametric

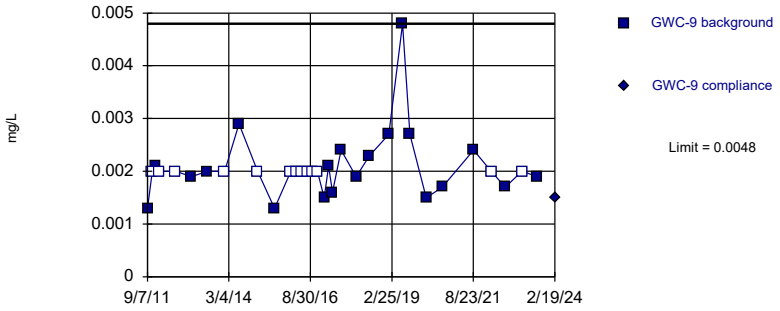

Non-parametric test used in lieu of parametric prediction limit because the Shapiro Wilk normality test showed the data to be non-normal at the 0.01 alpha level. Limit is highest of 33 background values. 39.39% NDs. Well-constituent pair annual alpha = 0.003399. Individual comparison alpha = 0.001701 (1 of 2).

Constituent: Chromium Analysis Run 8/13/2024 10:55 AM View: Appendix I
Plant Wansley Client: Southern Company Data: Wansley Landfill

Sanitas™ v.10.0.20 Software licensed to Groundwater Stats Consulting. UG
Hollow symbols indicate censored values.

Within Limit

Prediction Limit

Intrawell Non-parametric

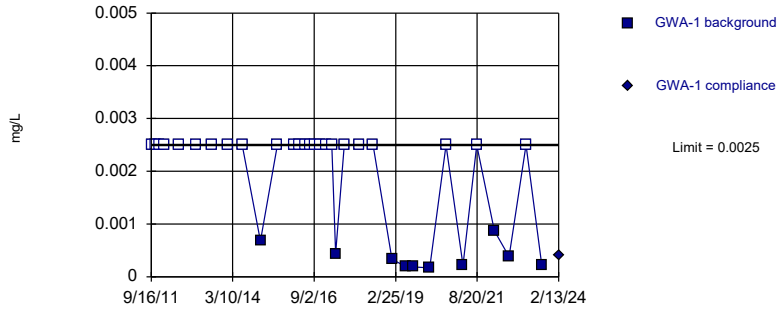

Non-parametric test used in lieu of parametric prediction limit because censored data exceeded 50%. Limit is highest of 34 background values. 70.59% NDs. Well-constituent pair annual alpha = 0.003195. Individual comparison alpha = 0.001599 (1 of 2).

Constituent: Cobalt Analysis Run 8/13/2024 10:55 AM View: Appendix I
Plant Wansley Client: Southern Company Data: Wansley Landfill

Sanitas™ v.10.0.20 Software licensed to Groundwater Stats Consulting. UG
Hollow symbols indicate censored values.

Within Limit

Prediction Limit

Intrawell Non-parametric

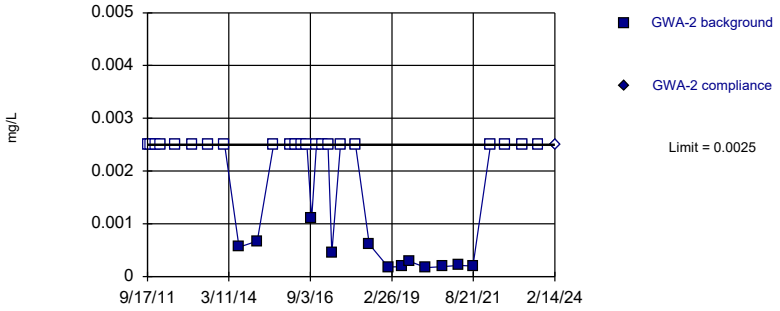

Non-parametric test used in lieu of parametric prediction limit because censored data exceeded 50%. Limit is highest of 34 background values. 64.71% NDs. Well-constituent pair annual alpha = 0.003195. Individual comparison alpha = 0.001599 (1 of 2).

Constituent: Cobalt Analysis Run 8/13/2024 10:55 AM View: Appendix I
Plant Wansley Client: Southern Company Data: Wansley Landfill

Sanitas™ v.10.0.20 Software licensed to Groundwater Stats Consulting. UG
Hollow symbols indicate censored values.

Within Limit

Prediction Limit

Intrawell Non-parametric

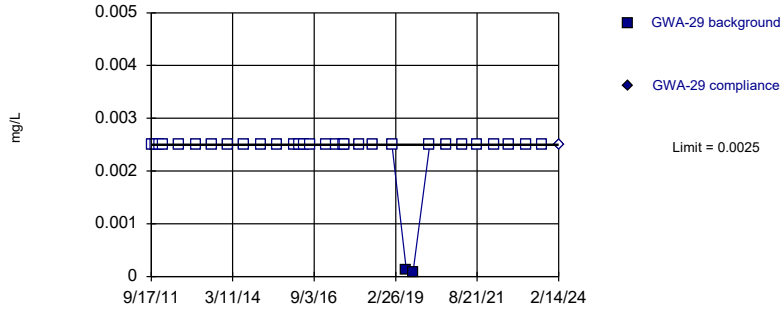

Non-parametric test used in lieu of parametric prediction limit because censored data exceeded 50%. Limit is highest of 32 background values. 93.75% NDs. Well-constituent pair annual alpha = 0.003603. Individual comparison alpha = 0.001803 (1 of 2).

Constituent: Cobalt Analysis Run 8/13/2024 10:55 AM View: Appendix I
Plant Wansley Client: Southern Company Data: Wansley Landfill

Sanitas™ v.10.0.20 Software licensed to Groundwater Stats Consulting. UG
Hollow symbols indicate censored values.

Prediction Limit

Intrawell Non-parametric, GWA-3 (bg)

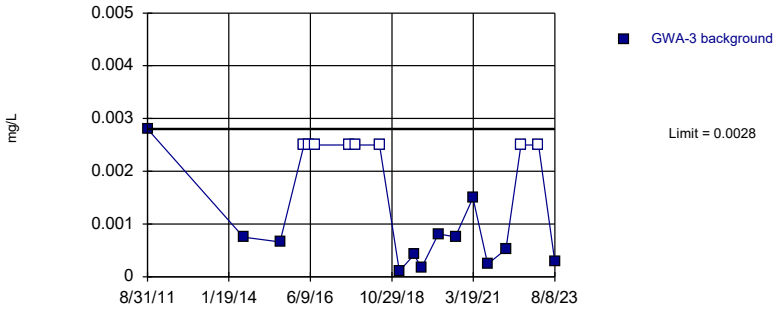

Non-parametric test used in lieu of parametric prediction limit because the Shapiro Wilk normality test showed the data to be non-normal at the 0.01 alpha level. Limit is highest of 20 background values. 40% NDs. Well-constituent pair annual alpha = 0.008564. Individual comparison alpha = 0.004291 (1 of 2). Assumes 1 future value.

Constituent: Cobalt Analysis Run 8/13/2024 10:55 AM View: Appendix I
Plant Wansley Client: Southern Company Data: Wansley Landfill

Sanitas™ v.10.0.20 Software licensed to Groundwater Stats Consulting. UG
Hollow symbols indicate censored values.

Within Limit

Prediction Limit

Intrawell Parametric

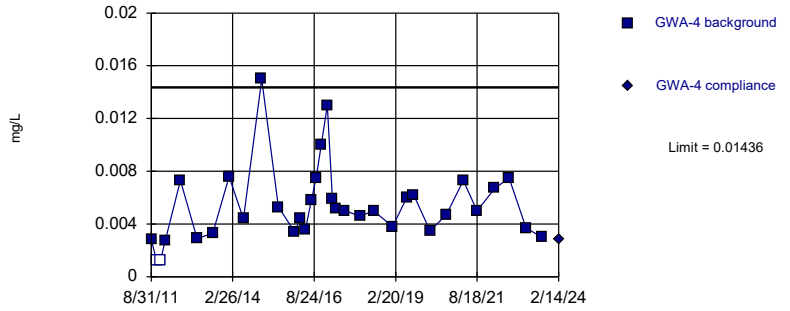

Background Data Summary (based on square root transformation): Mean=0.07138, Std. Dev.=0.01861, n=34, 5.882% NDs. Normality test: Shapiro Wilk @alpha = 0.01, calculated = 0.9551, critical = 0.908. Kappa = 2.603 (c=16, w=29, 1 of 2, event alpha = 0.05132). Report alpha = 0.0001135.

Constituent: Cobalt Analysis Run 8/13/2024 10:55 AM View: Appendix I
Plant Wansley Client: Southern Company Data: Wansley Landfill

Sanitas™ v.10.0.20 Software licensed to Groundwater Stats Consulting. UG

Within Limit

Prediction Limit

Intrawell Parametric

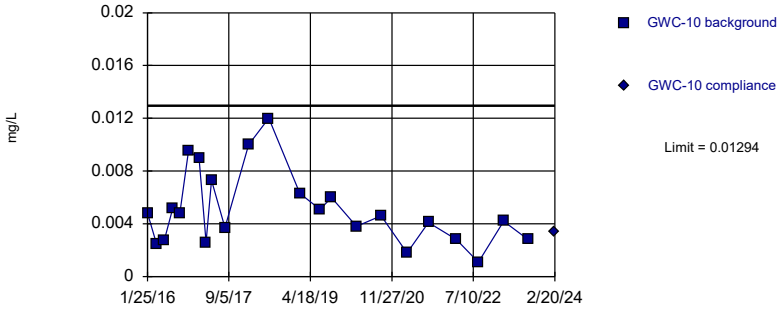

Background Data Summary: Mean=0.005075, Std. Dev.=0.002823, n=23. Normality test: Shapiro Wilk @alpha = 0.01, calculated = 0.9165, critical = 0.881. Kappa = 2.787 (c=16, w=29, 1 of 2, event alpha = 0.05132). Report alpha = 0.0001135.

Constituent: Cobalt Analysis Run 8/13/2024 10:55 AM View: Appendix I
Plant Wansley Client: Southern Company Data: Wansley Landfill

Sanitas™ v.10.0.20 Software licensed to Groundwater Stats Consulting. UG

Within Limit

Prediction Limit

Intrawell Parametric

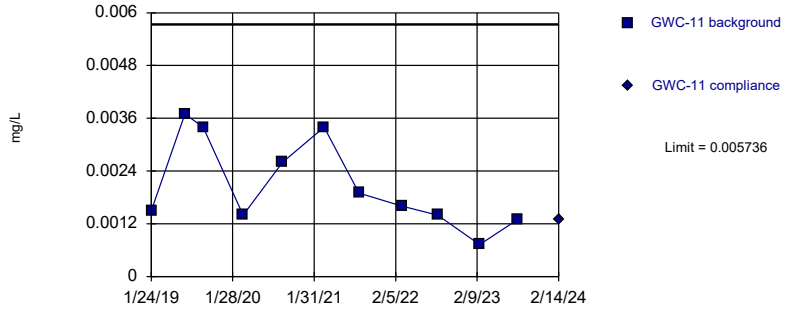

Background Data Summary: Mean=0.002085, Std. Dev.=0.001017, n=11. Normality test: Shapiro Wilk @alpha = 0.05, calculated = 0.8772, critical = 0.85. Kappa = 3.592 (c=16, w=29, 1 of 2, event alpha = 0.05132). Report alpha = 0.0001135.

Constituent: Cobalt Analysis Run 8/13/2024 10:55 AM View: Appendix I
Plant Wansley Client: Southern Company Data: Wansley Landfill

Sanitas™ v.10.0.20 Software licensed to Groundwater Stats Consulting. UG
Hollow symbols indicate censored values.

Within Limit

Prediction Limit

Intrawell Non-parametric

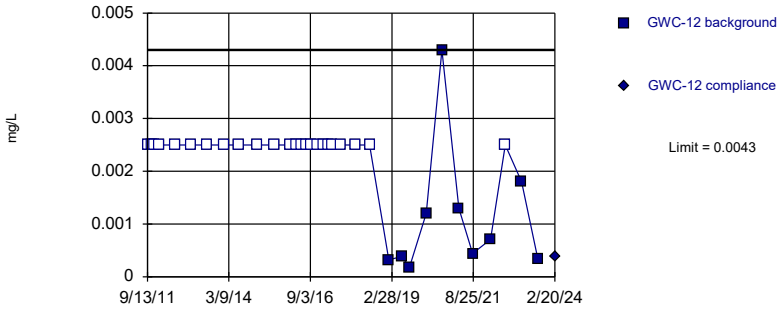

Non-parametric test used in lieu of parametric prediction limit because censored data exceeded 50%. Limit is highest of 34 background values. 70.59% NDs. Well-constituent pair annual alpha = 0.003195. Individual comparison alpha = 0.001599 (1 of 2).

Constituent: Cobalt Analysis Run 8/13/2024 10:55 AM View: Appendix I
Plant Wansley Client: Southern Company Data: Wansley Landfill

Sanitas™ v.10.0.20 Software licensed to Groundwater Stats Consulting. UG

Within Limit

Prediction Limit

Intrawell Parametric

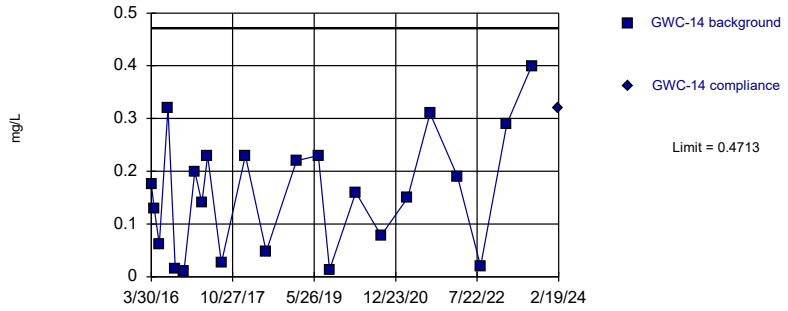

Background Data Summary: Mean=0.1585, Std. Dev.=0.1122, n=23. Normality test: Shapiro Wilk @alpha = 0.01, calculated = 0.9446, critical = 0.881. Kappa = 2.787 (c=16, w=29, 1 of 2, event alpha = 0.05132). Report alpha = 0.0001135.

Constituent: Cobalt Analysis Run 8/13/2024 10:55 AM View: Appendix I
Plant Wansley Client: Southern Company Data: Wansley Landfill

Sanitas™ v.10.0.20 Software licensed to Groundwater Stats Consulting. UG
Hollow symbols indicate censored values.

Within Limit

Prediction Limit

Intrawell Non-parametric

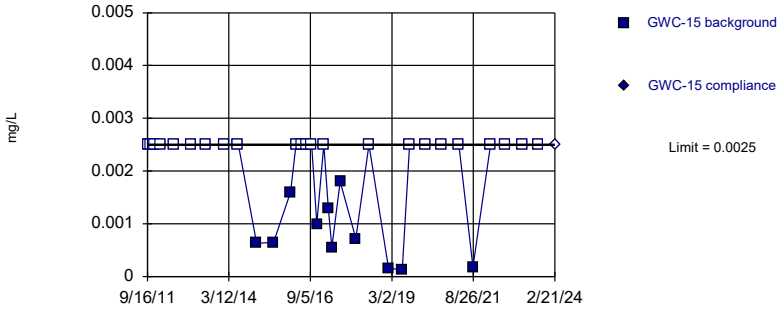

Non-parametric test used in lieu of parametric prediction limit because censored data exceeded 50%. Limit is highest of 34 background values. 67.65% NDs. Well-constituent pair annual alpha = 0.003195. Individual comparison alpha = 0.001599 (1 of 2).

Constituent: Cobalt Analysis Run 8/13/2024 10:55 AM View: Appendix I
Plant Wansley Client: Southern Company Data: Wansley Landfill

Sanitas™ v.10.0.20 Software licensed to Groundwater Stats Consulting. UG
Hollow symbols indicate censored values.

Within Limit

Prediction Limit

Intrawell Non-parametric

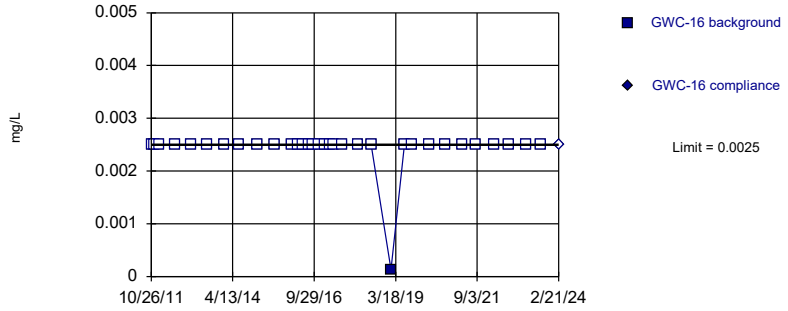

Non-parametric test used in lieu of parametric prediction limit because censored data exceeded 50%. Limit is highest of 33 background values. 96.97% NDs. Well-constituent pair annual alpha = 0.003399. Individual comparison alpha = 0.001701 (1 of 2).

Constituent: Cobalt Analysis Run 8/13/2024 10:55 AM View: Appendix I
Plant Wansley Client: Southern Company Data: Wansley Landfill

Sanitas™ v.10.0.20 Software licensed to Groundwater Stats Consulting. UG
Hollow symbols indicate censored values.

Within Limit

Prediction Limit

Intrawell Non-parametric

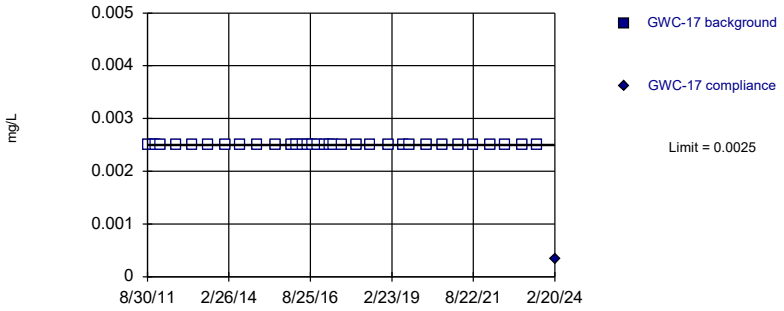

Non-parametric test used in lieu of parametric prediction limit because censored data exceeded 50%. All background values (n = 34) were censored; limit is most recent reporting limit. Well-constituent pair annual alpha = 0.003195. Individual comparison alpha = 0.001599 (1 of 2).

Constituent: Cobalt Analysis Run 8/13/2024 10:55 AM View: Appendix I
Plant Wansley Client: Southern Company Data: Wansley Landfill

Sanitas™ v.10.0.20 Software licensed to Groundwater Stats Consulting. UG
Hollow symbols indicate censored values.

Within Limit

Prediction Limit

Intrawell Non-parametric

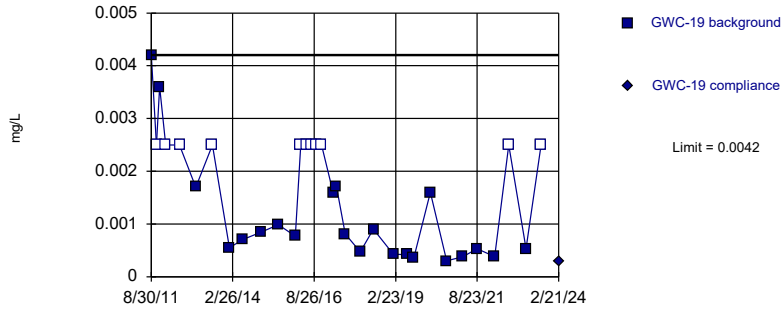

Non-parametric test used in lieu of parametric prediction limit because the Shapiro Wilk normality test showed the data to be non-normal at the 0.01 alpha level. Limit is highest of 33 background values. 33.33% NDs. Well-constituent pair annual alpha = 0.003399. Individual comparison alpha = 0.001701 (1 of 2).

Constituent: Cobalt Analysis Run 8/13/2024 10:55 AM View: Appendix I
Plant Wansley Client: Southern Company Data: Wansley Landfill

Sanitas™ v.10.0.20 Software licensed to Groundwater Stats Consulting. UG
Hollow symbols indicate censored values.

Within Limit

Prediction Limit

Intrawell Non-parametric

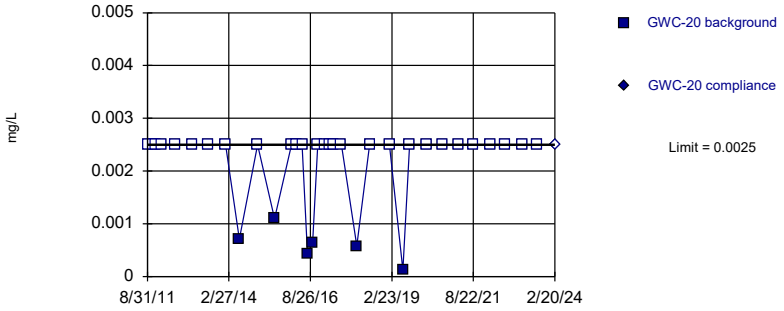

Non-parametric test used in lieu of parametric prediction limit because censored data exceeded 50%. Limit is highest of 34 background values. 82.35% NDs. Well-constituent pair annual alpha = 0.003195. Individual comparison alpha = 0.001599 (1 of 2).

Constituent: Cobalt Analysis Run 8/13/2024 10:55 AM View: Appendix I
Plant Wansley Client: Southern Company Data: Wansley Landfill

Sanitas™ v.10.0.20 Software licensed to Groundwater Stats Consulting. UG
Hollow symbols indicate censored values.

Within Limit

Prediction Limit

Intrawell Parametric

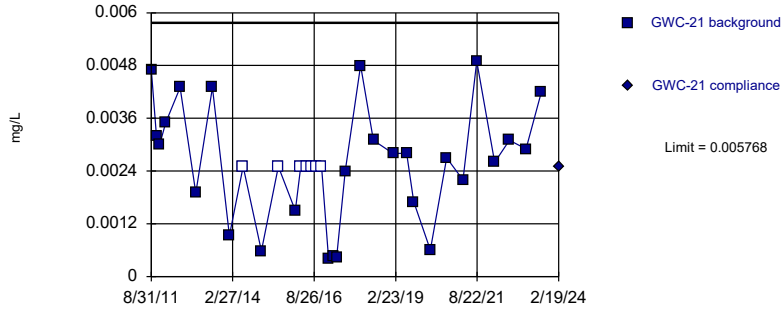

Background Data Summary (after Kaplan-Meier Adjustment): Mean=0.002142, Std. Dev.=0.001393, n=34, 20.59% NDs. Normality test: Shapiro Wilk @alpha = 0.01, calculated = 0.9326, critical = 0.908. Kappa = 2.603 (c=16, w=29, 1 of 2, event alpha = 0.05132). Report alpha = 0.0001135.

Constituent: Cobalt Analysis Run 8/13/2024 10:55 AM View: Appendix I
Plant Wansley Client: Southern Company Data: Wansley Landfill

Sanitas™ v.10.0.20 Software licensed to Groundwater Stats Consulting. UG
Hollow symbols indicate censored values.

Within Limit

Prediction Limit

Intrawell Non-parametric

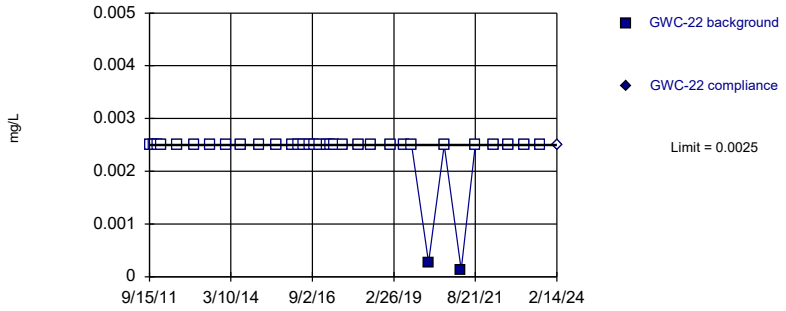

Non-parametric test used in lieu of parametric prediction limit because censored data exceeded 50%. Limit is highest of 34 background values. 94.12% NDs. Well-constituent pair annual alpha = 0.003195. Individual comparison alpha = 0.001599 (1 of 2).

Constituent: Cobalt Analysis Run 8/13/2024 10:55 AM View: Appendix I
Plant Wansley Client: Southern Company Data: Wansley Landfill

Sanitas™ v.10.0.20 Software licensed to Groundwater Stats Consulting. UG
Hollow symbols indicate censored values.

Within Limit

Prediction Limit

Intrawell Non-parametric

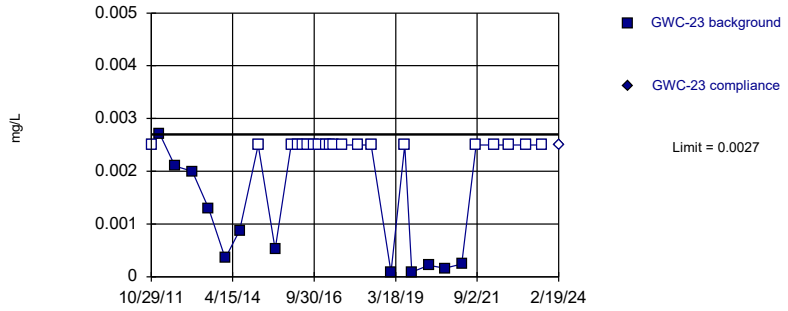

Non-parametric test used in lieu of parametric prediction limit because censored data exceeded 50%. Limit is highest of 32 background values. 62.5% NDs. Well-constituent pair annual alpha = 0.003603. Individual comparison alpha = 0.001803 (1 of 2).

Constituent: Cobalt Analysis Run 8/13/2024 10:55 AM View: Appendix I
Plant Wansley Client: Southern Company Data: Wansley Landfill

Sanitas™ v.10.0.20 Software licensed to Groundwater Stats Consulting. UG
Hollow symbols indicate censored values.

Within Limit

Prediction Limit

Intrawell Parametric

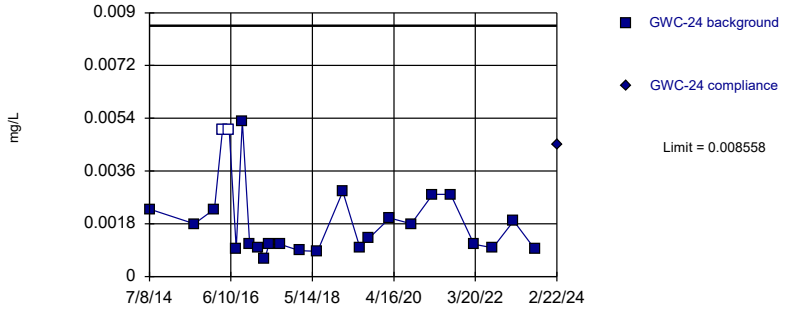

Background Data Summary (based on natural log transformation): Mean=-6.433, Std. Dev.=0.612, n=25, 8% NDs. Normality test: Shapiro Wilk @alpha = 0.01, calculated = 0.9161, critical = 0.888. Kappa = 2.733 (c=16, w=29, 1 of 2, event alpha = 0.05132). Report alpha = 0.0001135.

Constituent: Cobalt Analysis Run 8/13/2024 10:55 AM View: Appendix I
Plant Wansley Client: Southern Company Data: Wansley Landfill

Sanitas™ v.10.0.20 Software licensed to Groundwater Stats Consulting. UG
Hollow symbols indicate censored values.

Within Limit

Prediction Limit

Intrawell Parametric

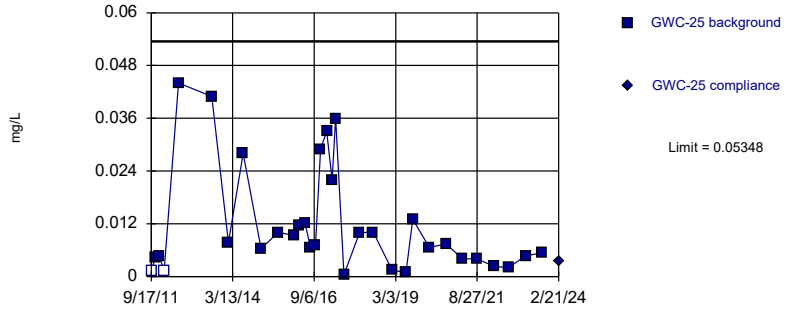

Background Data Summary (based on square root transformation): Mean=0.09557, Std. Dev.=0.0519, n=33, 6.061% NDs. Normality test: Shapiro Wilk @alpha = 0.01, calculated = 0.9088, critical = 0.906. Kappa = 2.614 (c=16, w=29, 1 of 2, event alpha = 0.05132). Report alpha = 0.0001135.

Constituent: Cobalt Analysis Run 8/13/2024 10:55 AM View: Appendix I
Plant Wansley Client: Southern Company Data: Wansley Landfill

Sanitas™ v.10.0.20 Software licensed to Groundwater Stats Consulting. UG
Hollow symbols indicate censored values.

Within Limit

Prediction Limit

Intrawell Non-parametric

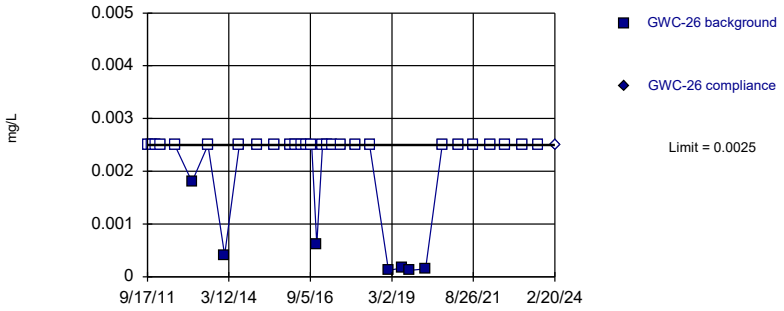

Non-parametric test used in lieu of parametric prediction limit because censored data exceeded 50%. Limit is highest of 34 background values. 79.41% NDs. Well-constituent pair annual alpha = 0.003195. Individual comparison alpha = 0.001599 (1 of 2).

Constituent: Cobalt Analysis Run 8/13/2024 10:55 AM View: Appendix I
Plant Wansley Client: Southern Company Data: Wansley Landfill

Sanitas™ v.10.0.20 Software licensed to Groundwater Stats Consulting. UG
Hollow symbols indicate censored values.

Within Limit

Prediction Limit

Intrawell Parametric

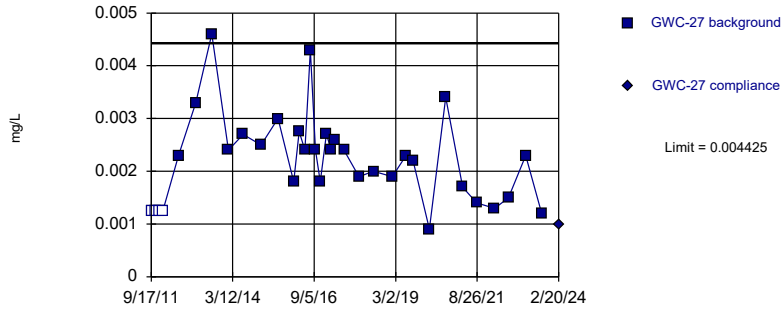

Background Data Summary: Mean=0.002216, Std. Dev.=0.0008486, n=34, 11.76% NDs. Normality test: Shapiro Wilk @alpha = 0.01, calculated = 0.9259, critical = 0.908. Kappa = 2.603 (c=16, w=29, 1 of 2, event alpha = 0.05132). Report alpha = 0.0001135.

Constituent: Cobalt Analysis Run 8/13/2024 10:55 AM View: Appendix I
Plant Wansley Client: Southern Company Data: Wansley Landfill

Sanitas™ v.10.0.20 Software licensed to Groundwater Stats Consulting. UG
Hollow symbols indicate censored values.

Within Limit

Prediction Limit

Intrawell Non-parametric

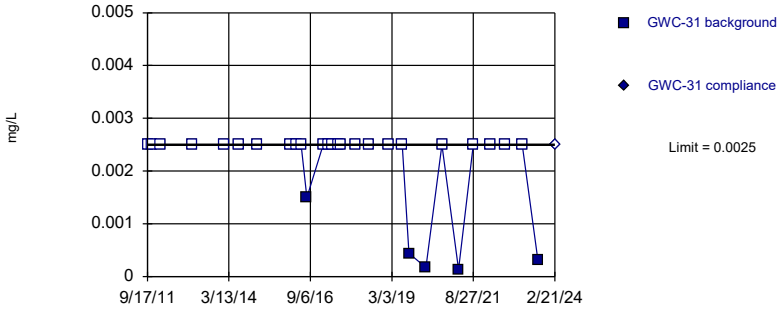

Non-parametric test used in lieu of parametric prediction limit because censored data exceeded 50%. Limit is highest of 29 background values. 82.76% NDs. Well-constituent pair annual alpha = 0.00434. Individual comparison alpha = 0.002172 (1 of 2).

Constituent: Cobalt Analysis Run 8/13/2024 10:55 AM View: Appendix I
Plant Wansley Client: Southern Company Data: Wansley Landfill

Sanitas™ v.10.0.20 Software licensed to Groundwater Stats Consulting. UG
Hollow symbols indicate censored values.

Within Limit

Prediction Limit

Intrawell Non-parametric

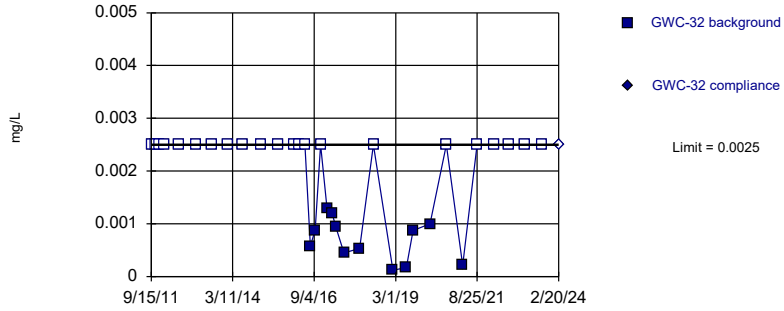

Non-parametric test used in lieu of parametric prediction limit because censored data exceeded 50%. Limit is highest of 34 background values. 64.71% NDs. Well-constituent pair annual alpha = 0.003195. Individual comparison alpha = 0.001599 (1 of 2).

Constituent: Cobalt Analysis Run 8/13/2024 10:55 AM View: Appendix I
Plant Wansley Client: Southern Company Data: Wansley Landfill

Sanitas™ v.10.0.20 Software licensed to Groundwater Stats Consulting. UG
Hollow symbols indicate censored values.

Within Limit

Prediction Limit

Intrawell Parametric

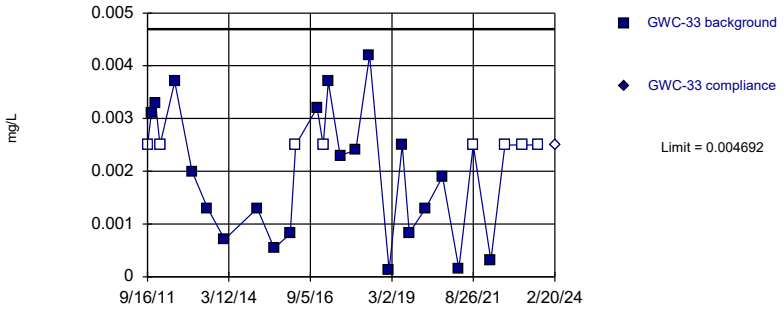

Background Data Summary (after Kaplan-Meier Adjustment): Mean=0.001515, Std. Dev.=0.001192, n=29, 27.59% NDs. Normality test: Shapiro Wilk @alpha = 0.01, calculated = 0.9368, critical = 0.898. Kappa = 2.665 (c=16, w=29, 1 of 2, event alpha = 0.05132). Report alpha = 0.0001135.

Constituent: Cobalt Analysis Run 8/13/2024 10:55 AM View: Appendix I

Plant Wansley Client: Southern Company Data: Wansley Landfill

Sanitas™ v.10.0.20 Software licensed to Groundwater Stats Consulting. UG
Hollow symbols indicate censored values.

Within Limit

Prediction Limit

Intrawell Non-parametric

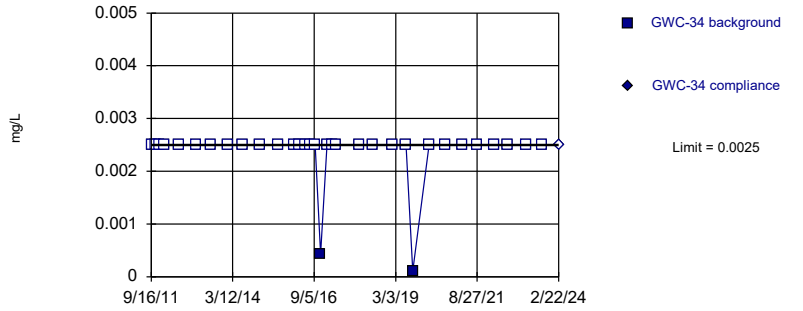

Non-parametric test used in lieu of parametric prediction limit because censored data exceeded 50%. Limit is highest of 33 background values. 93.94% NDs. Well-constituent pair annual alpha = 0.003399. Individual comparison alpha = 0.001701 (1 of 2).

Constituent: Cobalt Analysis Run 8/13/2024 10:55 AM View: Appendix I

Plant Wansley Client: Southern Company Data: Wansley Landfill

Sanitas™ v.10.0.20 Software licensed to Groundwater Stats Consulting. UG
Hollow symbols indicate censored values.

Within Limit

Prediction Limit

Intrawell Non-parametric

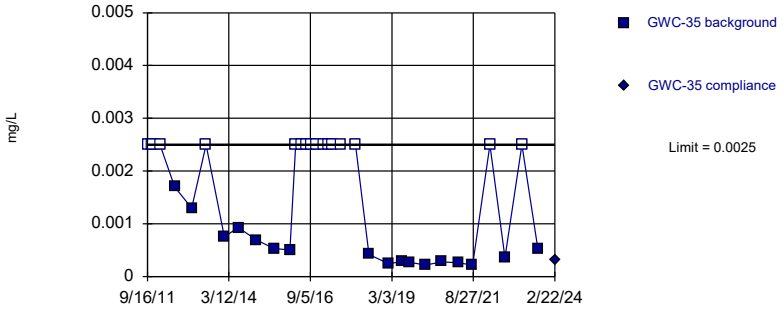

Non-parametric test used in lieu of parametric prediction limit because the Shapiro Wilk normality test showed the data to be non-normal at the 0.01 alpha level. Limit is highest of 34 background values. 47.06% NDs. Well-constituent pair annual alpha = 0.003195. Individual comparison alpha = 0.001599 (1 of 2).

Constituent: Cobalt Analysis Run 8/13/2024 10:55 AM View: Appendix I

Plant Wansley Client: Southern Company Data: Wansley Landfill

Sanitas™ v.10.0.20 Software licensed to Groundwater Stats Consulting. UG

Within Limit

Prediction Limit

Intrawell Parametric

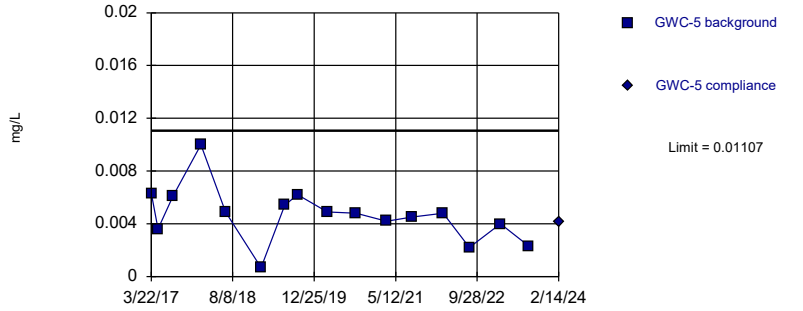

Background Data Summary: Mean=0.00468, Std. Dev.=0.002091, n=16. Normality test: Shapiro Wilk @alpha = 0.05, calculated = 0.9335, critical = 0.887. Kappa = 3.056 (c=16, w=29, 1 of 2, event alpha = 0.05132). Report alpha = 0.0001135.

Constituent: Cobalt Analysis Run 8/13/2024 10:55 AM View: Appendix I

Plant Wansley Client: Southern Company Data: Wansley Landfill

Sanitas™ v.10.0.20 Software licensed to Groundwater Stats Consulting. UG

Within Limit

Prediction Limit

Intrawell Parametric

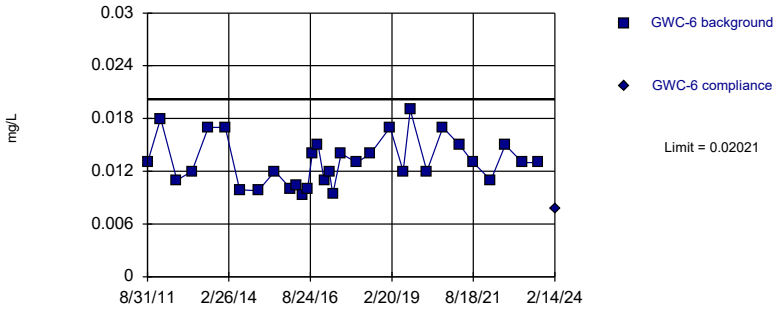

Background Data Summary: Mean=0.01309, Std. Dev.=0.002714, n=32. Normality test: Shapiro Wilk @alpha = 0.01, calculated = 0.9347, critical = 0.904. Kappa = 2.625 (c=16, w=29, 1 of 2, event alpha = 0.05132). Report alpha = 0.0001135.

Constituent: Cobalt Analysis Run 8/13/2024 10:55 AM View: Appendix I

Plant Wansley Client: Southern Company Data: Wansley Landfill

Sanitas™ v.10.0.20 Software licensed to Groundwater Stats Consulting. UG

Within Limit

Prediction Limit

Intrawell Parametric

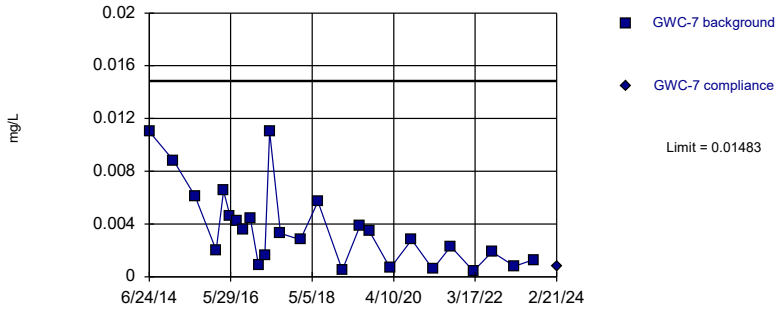

Background Data Summary (based on square root transformation): Mean=0.05559, Std. Dev.=0.02438, n=26. Normality test: Shapiro Wilk @alpha = 0.01, calculated = 0.9509, critical = 0.891. Kappa = 2.716 (c=16, w=29, 1 of 2, event alpha = 0.05132). Report alpha = 0.0001135.

Constituent: Cobalt Analysis Run 8/13/2024 10:55 AM View: Appendix I

Plant Wansley Client: Southern Company Data: Wansley Landfill

Sanitas™ v.10.0.20 Software licensed to Groundwater Stats Consulting. UG

Within Limit

Prediction Limit

Intrawell Parametric

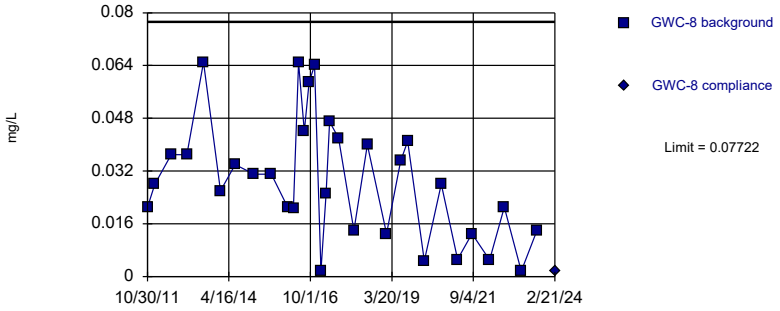

Background Data Summary: Mean=0.02922, Std. Dev.=0.01829, n=32. Normality test: Shapiro Wilk @alpha = 0.01, calculated = 0.9461, critical = 0.904. Kappa = 2.625 (c=16, w=29, 1 of 2, event alpha = 0.05132). Report alpha = 0.0001135.

Constituent: Cobalt Analysis Run 8/13/2024 10:55 AM View: Appendix I

Plant Wansley Client: Southern Company Data: Wansley Landfill

Sanitas™ v.10.0.20 Software licensed to Groundwater Stats Consulting. UG

Hollow symbols indicate censored values.

Within Limit

Prediction Limit

Intrawell Non-parametric

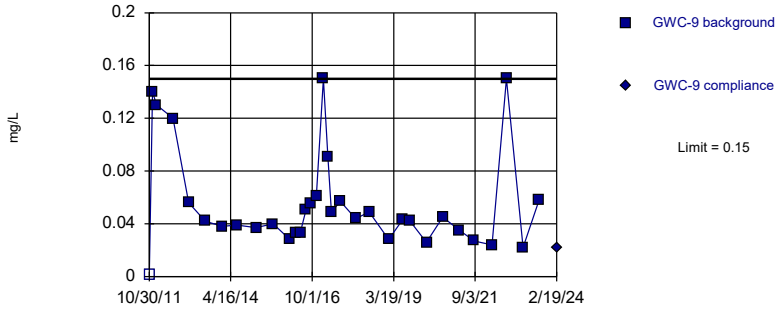

Non-parametric test used in lieu of parametric prediction limit because the Shapiro Wilk normality test showed the data to be non-normal at the 0.01 alpha level. Limit is highest of 33 background values. 3.03% NDs. Well-constituent pair annual alpha = 0.003399. Individual comparison alpha = 0.001701 (1 of 2).

Constituent: Cobalt Analysis Run 8/13/2024 10:55 AM View: Appendix I

Plant Wansley Client: Southern Company Data: Wansley Landfill

Sanitas™ v.10.0.20 Software licensed to Groundwater Stats Consulting. UG
Hollow symbols indicate censored values.

Within Limit

Prediction Limit

Intrawell Non-parametric

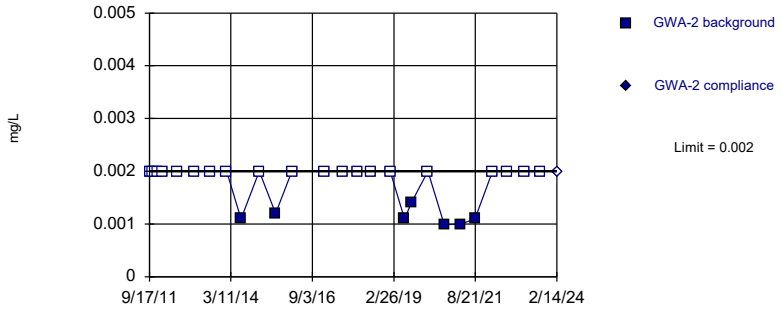

Non-parametric test used in lieu of parametric prediction limit because censored data exceeded 50%. Limit is highest of 27 background values. 74.07% NDs. Well-constituent pair annual alpha = 0.004998. Individual comparison alpha = 0.002502 (1 of 2).

Constituent: Copper Analysis Run 8/13/2024 10:55 AM View: Appendix I
Plant Wansley Client: Southern Company Data: Wansley Landfill

Sanitas™ v.10.0.20 Software licensed to Groundwater Stats Consulting. UG
Hollow symbols indicate censored values.

Within Limit

Prediction Limit

Intrawell Non-parametric

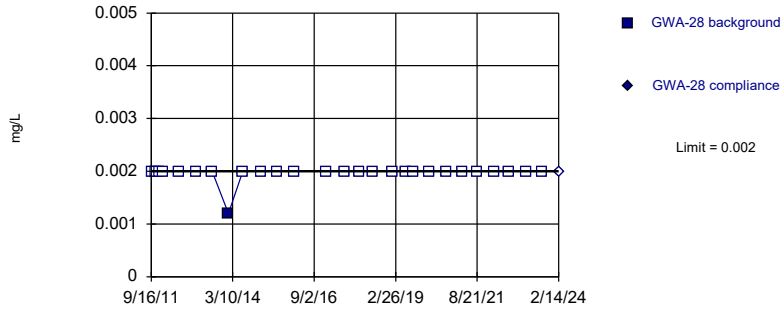

Non-parametric test used in lieu of parametric prediction limit because censored data exceeded 50%. Limit is highest of 27 background values. 96.3% NDs. Well-constituent pair annual alpha = 0.004998. Individual comparison alpha = 0.002502 (1 of 2).

Constituent: Copper Analysis Run 8/13/2024 10:55 AM View: Appendix I
Plant Wansley Client: Southern Company Data: Wansley Landfill

Sanitas™ v.10.0.20 Software licensed to Groundwater Stats Consulting. UG
Hollow symbols indicate censored values.

Within Limit

Prediction Limit

Intrawell Non-parametric

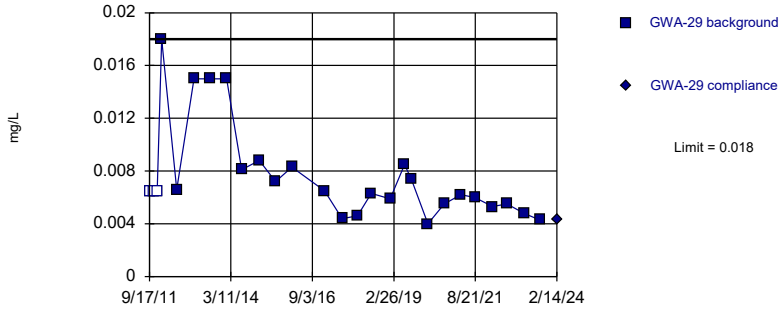

Non-parametric test used in lieu of parametric prediction limit because the Shapiro Wilk normality test showed the data to be non-normal at the 0.01 alpha level. Limit is highest of 27 background values. 11.11% NDs. Well-constituent pair annual alpha = 0.004998. Individual comparison alpha = 0.002502 (1 of 2).

Constituent: Copper Analysis Run 8/13/2024 10:55 AM View: Appendix I
Plant Wansley Client: Southern Company Data: Wansley Landfill

Sanitas™ v.10.0.20 Software licensed to Groundwater Stats Consulting. UG
Hollow symbols indicate censored values.

Prediction Limit

Intrawell Parametric, GWA-3 (bg)

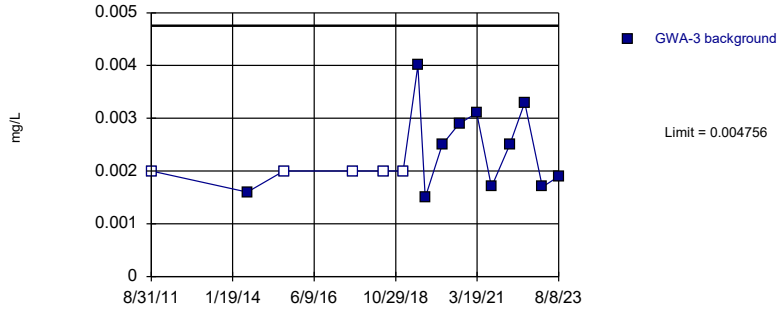

Background Data Summary (based on square root transformation) (after Kaplan-Meier Adjustment): Mean=0.04541, Std. Dev.=0.007707, n=16, 31.25% NDs. Normality test: Shapiro Wilk @alpha = 0.05, calculated = 0.9009, critical = 0.887. Kappa = 3.056 (c=16, w=29, 1 of 2, event alpha = 0.05132). Report alpha = 0.0001135. Assumes 1 future value.

Constituent: Copper Analysis Run 8/13/2024 10:55 AM View: Appendix I
Plant Wansley Client: Southern Company Data: Wansley Landfill

Sanitas™ v.10.0.20 Software licensed to Groundwater Stats Consulting. UG
Hollow symbols indicate censored values.

Within Limit

Prediction Limit

Intrawell Non-parametric

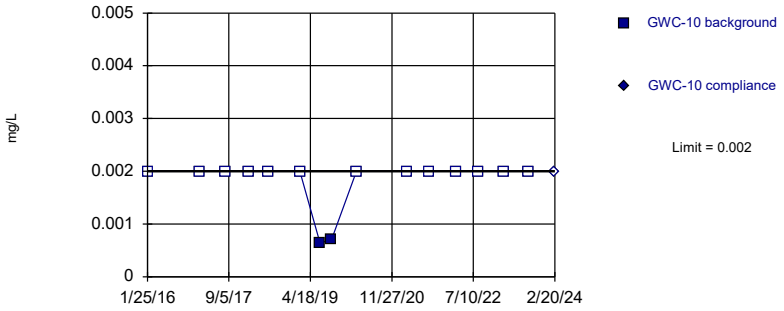

Non-parametric test used in lieu of parametric prediction limit because censored data exceeded 50%. Limit is highest of 15 background values. 86.67% NDs. Well-constituent pair annual alpha = 0.01501. Individual comparison alpha = 0.007533 (1 of 2).

Constituent: Copper Analysis Run 8/13/2024 10:55 AM View: Appendix I

Plant Wansley Client: Southern Company Data: Wansley Landfill

Sanitas™ v.10.0.20 Software licensed to Groundwater Stats Consulting. UG
Hollow symbols indicate censored values.

Within Limit

Prediction Limit

Intrawell Non-parametric

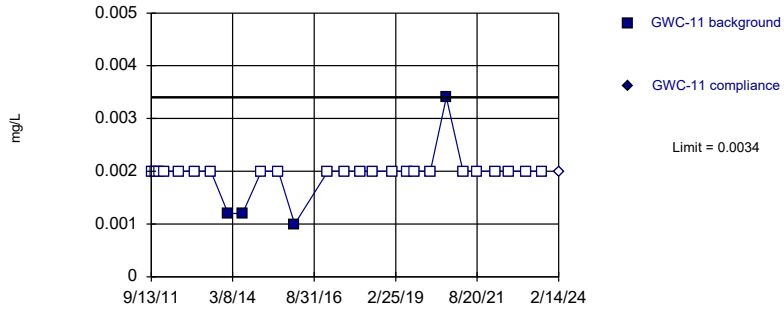

Non-parametric test used in lieu of parametric prediction limit because censored data exceeded 50%. Limit is highest of 27 background values. 85.19% NDs. Well-constituent pair annual alpha = 0.004998. Individual comparison alpha = 0.002502 (1 of 2).

Constituent: Copper Analysis Run 8/13/2024 10:55 AM View: Appendix I

Plant Wansley Client: Southern Company Data: Wansley Landfill

Sanitas™ v.10.0.20 Software licensed to Groundwater Stats Consulting. UG
Hollow symbols indicate censored values.

Within Limit

Prediction Limit

Intrawell Non-parametric

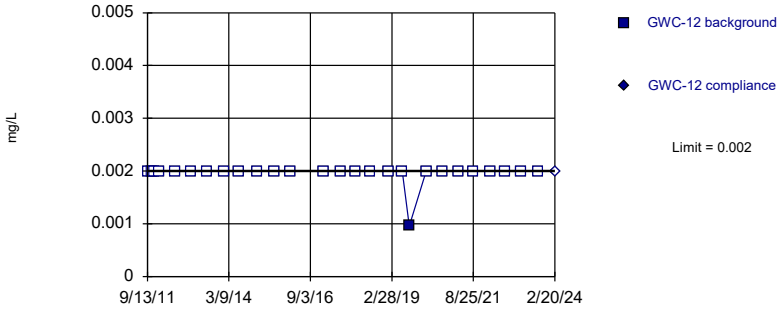

Non-parametric test used in lieu of parametric prediction limit because censored data exceeded 50%. Limit is highest of 27 background values. 96.3% NDs. Well-constituent pair annual alpha = 0.004998. Individual comparison alpha = 0.002502 (1 of 2).

Constituent: Copper Analysis Run 8/13/2024 10:55 AM View: Appendix I

Plant Wansley Client: Southern Company Data: Wansley Landfill

Sanitas™ v.10.0.20 Software licensed to Groundwater Stats Consulting. UG
Hollow symbols indicate censored values.

Within Limit

Prediction Limit

Intrawell Non-parametric

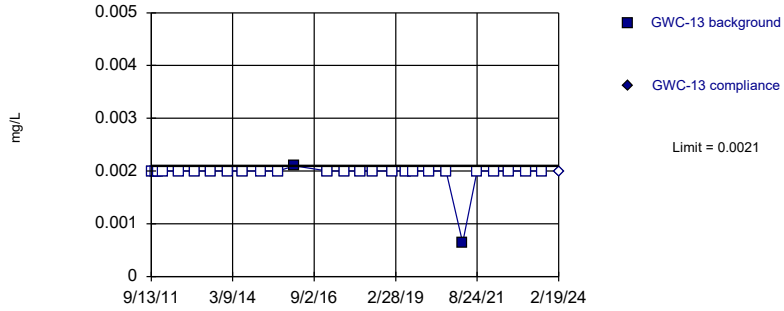

Non-parametric test used in lieu of parametric prediction limit because censored data exceeded 50%. Limit is highest of 27 background values. 92.59% NDs. Well-constituent pair annual alpha = 0.004998. Individual comparison alpha = 0.002502 (1 of 2).

Constituent: Copper Analysis Run 8/13/2024 10:55 AM View: Appendix I

Plant Wansley Client: Southern Company Data: Wansley Landfill

Sanitas™ v.10.0.20 Software licensed to Groundwater Stats Consulting. UG
Hollow symbols indicate censored values.

Within Limit

Prediction Limit

Intrawell Non-parametric

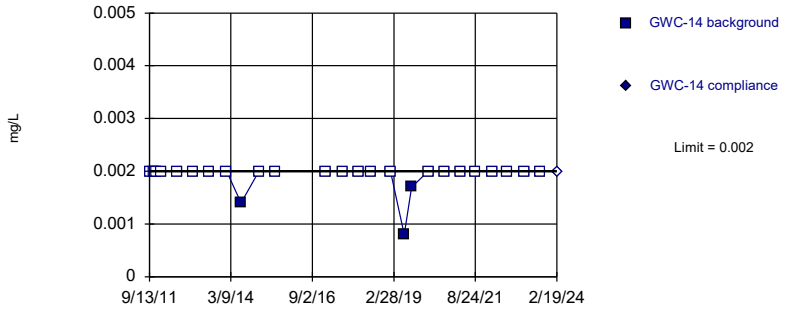

Non-parametric test used in lieu of parametric prediction limit because censored data exceeded 50%. Limit is highest of 26 background values. 88.46% NDs. Well-constituent pair annual alpha = 0.005327. Individual comparison alpha = 0.002667 (1 of 2).

Constituent: Copper Analysis Run 8/13/2024 10:55 AM View: Appendix I
Plant Wansley Client: Southern Company Data: Wansley Landfill

Sanitas™ v.10.0.20 Software licensed to Groundwater Stats Consulting. UG
Hollow symbols indicate censored values.

Within Limit

Prediction Limit

Intrawell Non-parametric

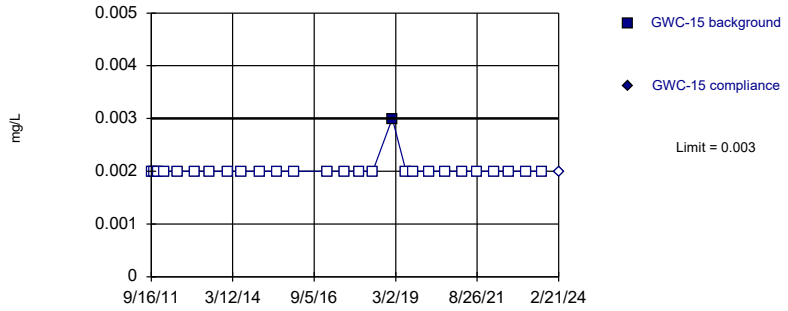

Non-parametric test used in lieu of parametric prediction limit because censored data exceeded 50%. Limit is highest of 27 background values. 96.3% NDs. Well-constituent pair annual alpha = 0.004998. Individual comparison alpha = 0.002502 (1 of 2).

Constituent: Copper Analysis Run 8/13/2024 10:55 AM View: Appendix I
Plant Wansley Client: Southern Company Data: Wansley Landfill

Sanitas™ v.10.0.20 Software licensed to Groundwater Stats Consulting. UG
Hollow symbols indicate censored values.

Within Limit

Prediction Limit

Intrawell Non-parametric

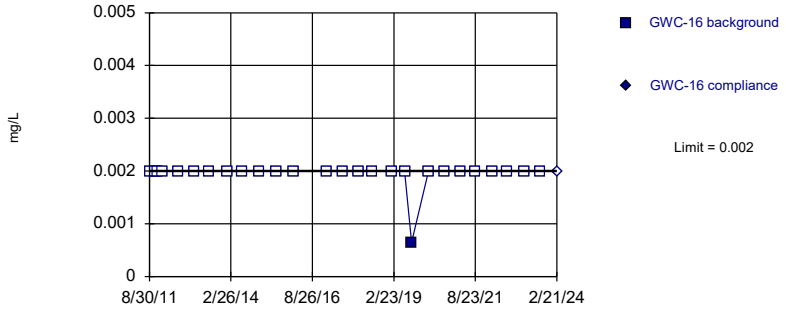

Non-parametric test used in lieu of parametric prediction limit because censored data exceeded 50%. Limit is highest of 27 background values. 96.3% NDs. Well-constituent pair annual alpha = 0.004998. Individual comparison alpha = 0.002502 (1 of 2).

Constituent: Copper Analysis Run 8/13/2024 10:55 AM View: Appendix I
Plant Wansley Client: Southern Company Data: Wansley Landfill

Sanitas™ v.10.0.20 Software licensed to Groundwater Stats Consulting. UG
Hollow symbols indicate censored values.

Within Limit

Prediction Limit

Intrawell Non-parametric

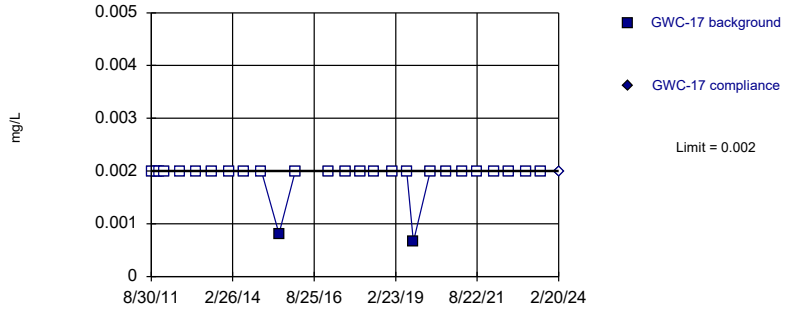

Non-parametric test used in lieu of parametric prediction limit because censored data exceeded 50%. Limit is highest of 27 background values. 92.59% NDs. Well-constituent pair annual alpha = 0.004998. Individual comparison alpha = 0.002502 (1 of 2).

Constituent: Copper Analysis Run 8/13/2024 10:56 AM View: Appendix I
Plant Wansley Client: Southern Company Data: Wansley Landfill

Sanitas™ v.10.0.20 Software licensed to Groundwater Stats Consulting. UG
Hollow symbols indicate censored values.

Within Limit

Prediction Limit

Intrawell Non-parametric

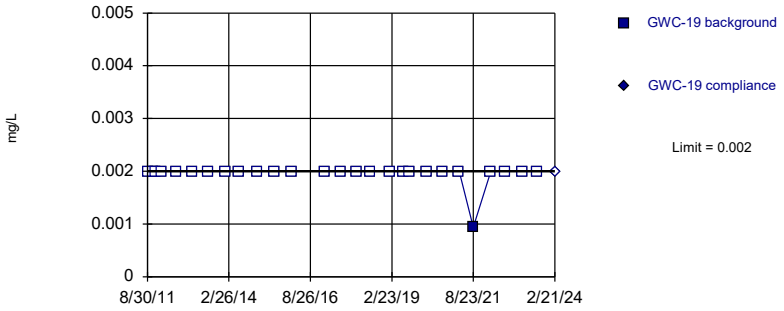

Non-parametric test used in lieu of parametric prediction limit because censored data exceeded 50%. Limit is highest of 27 background values. 96.3% NDs. Well-constituent pair annual alpha = 0.004998. Individual comparison alpha = 0.002502 (1 of 2).

Constituent: Copper Analysis Run 8/13/2024 10:56 AM View: Appendix I
Plant Wansley Client: Southern Company Data: Wansley Landfill

Sanitas™ v.10.0.20 Software licensed to Groundwater Stats Consulting. UG
Hollow symbols indicate censored values.

Within Limit

Prediction Limit

Intrawell Non-parametric

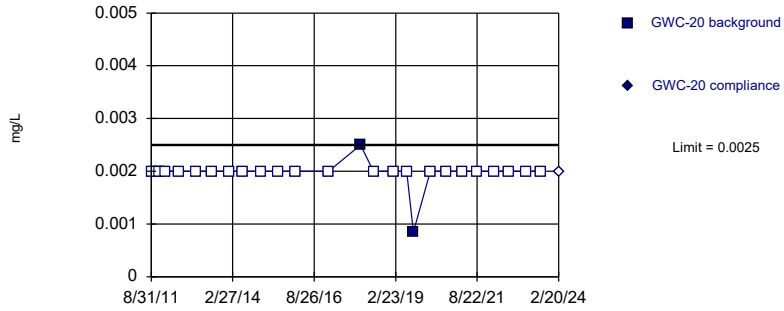

Non-parametric test used in lieu of parametric prediction limit because censored data exceeded 50%. Limit is highest of 26 background values. 92.31% NDs. Well-constituent pair annual alpha = 0.005327. Individual comparison alpha = 0.002667 (1 of 2).

Constituent: Copper Analysis Run 8/13/2024 10:56 AM View: Appendix I
Plant Wansley Client: Southern Company Data: Wansley Landfill

Sanitas™ v.10.0.20 Software licensed to Groundwater Stats Consulting. UG
Hollow symbols indicate censored values.

Within Limit

Prediction Limit

Intrawell Non-parametric

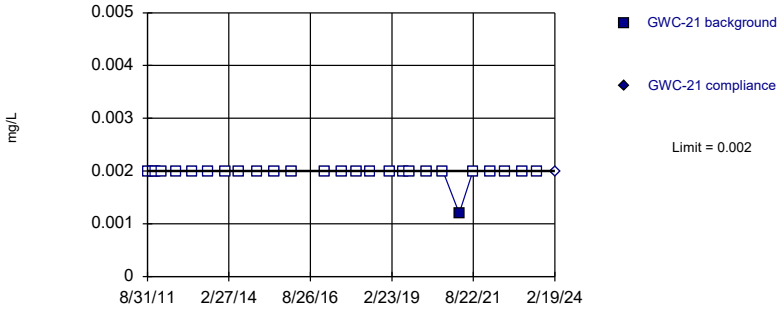

Non-parametric test used in lieu of parametric prediction limit because censored data exceeded 50%. Limit is highest of 27 background values. 96.3% NDs. Well-constituent pair annual alpha = 0.004998. Individual comparison alpha = 0.002502 (1 of 2).

Constituent: Copper Analysis Run 8/13/2024 10:56 AM View: Appendix I
Plant Wansley Client: Southern Company Data: Wansley Landfill

Sanitas™ v.10.0.20 Software licensed to Groundwater Stats Consulting. UG
Hollow symbols indicate censored values.

Within Limit

Prediction Limit

Intrawell Non-parametric

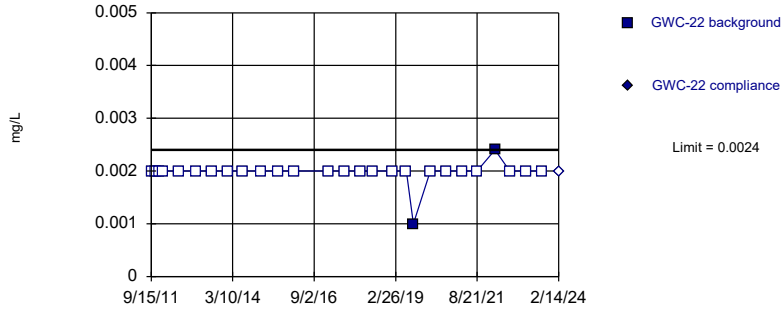

Non-parametric test used in lieu of parametric prediction limit because censored data exceeded 50%. Limit is highest of 27 background values. 92.59% NDs. Well-constituent pair annual alpha = 0.004998. Individual comparison alpha = 0.002502 (1 of 2).

Constituent: Copper Analysis Run 8/13/2024 10:56 AM View: Appendix I
Plant Wansley Client: Southern Company Data: Wansley Landfill

Sanitas™ v.10.0.20 Software licensed to Groundwater Stats Consulting. UG
Hollow symbols indicate censored values.

Within Limit

Prediction Limit

Intrawell Non-parametric

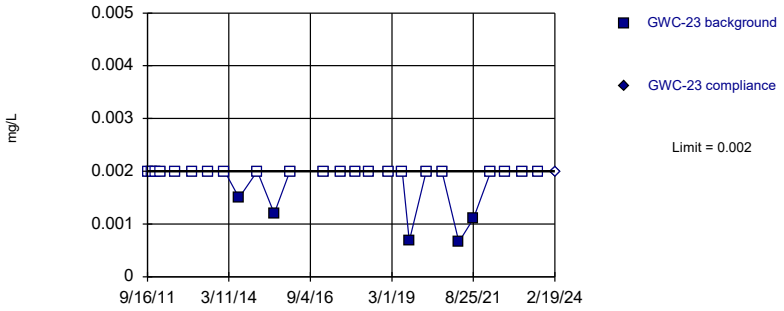

Non-parametric test used in lieu of parametric prediction limit because censored data exceeded 50%. Limit is highest of 27 background values. 81.48% NDs. Well-constituent pair annual alpha = 0.004998. Individual comparison alpha = 0.002502 (1 of 2).

Constituent: Copper Analysis Run 8/13/2024 10:56 AM View: Appendix I

Plant Wansley Client: Southern Company Data: Wansley Landfill

Sanitas™ v.10.0.20 Software licensed to Groundwater Stats Consulting. UG
Hollow symbols indicate censored values.

Within Limit

Prediction Limit

Intrawell Non-parametric

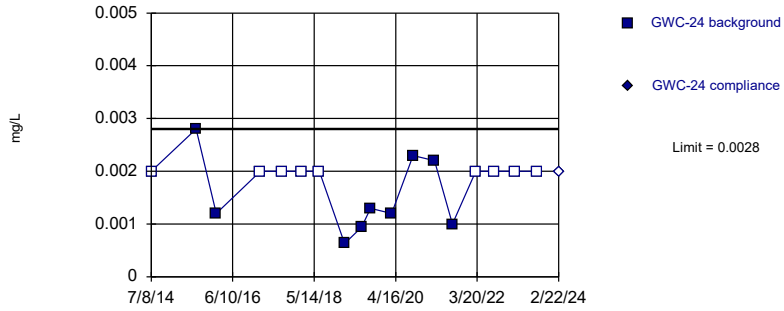

Non-parametric test used in lieu of parametric prediction limit because the Shapiro Wilk normality test showed the data to be non-normal at the 0.05 alpha level. Limit is highest of 18 background values. 50% NDs. Well-constituent pair annual alpha = 0.01072. Individual comparison alpha = 0.005373 (1 of 2).

Constituent: Copper Analysis Run 8/13/2024 10:56 AM View: Appendix I

Plant Wansley Client: Southern Company Data: Wansley Landfill

Sanitas™ v.10.0.20 Software licensed to Groundwater Stats Consulting. UG
Hollow symbols indicate censored values.

Within Limit

Prediction Limit

Intrawell Non-parametric

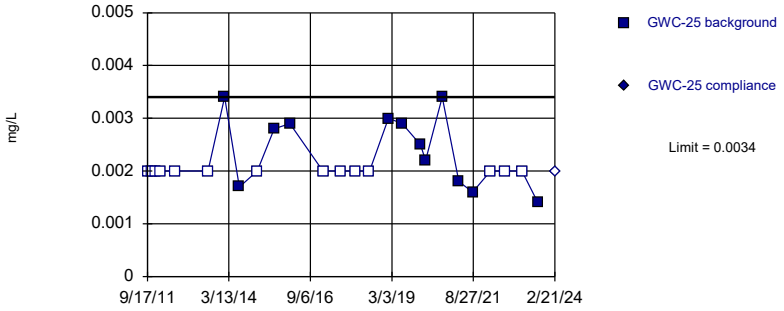

Non-parametric test used in lieu of parametric prediction limit because censored data exceeded 50%. Limit is highest of 26 background values. 53.85% NDs. Well-constituent pair annual alpha = 0.005327. Individual comparison alpha = 0.002667 (1 of 2).

Constituent: Copper Analysis Run 8/13/2024 10:56 AM View: Appendix I

Plant Wansley Client: Southern Company Data: Wansley Landfill

Sanitas™ v.10.0.20 Software licensed to Groundwater Stats Consulting. UG
Hollow symbols indicate censored values.

Within Limit

Prediction Limit

Intrawell Non-parametric

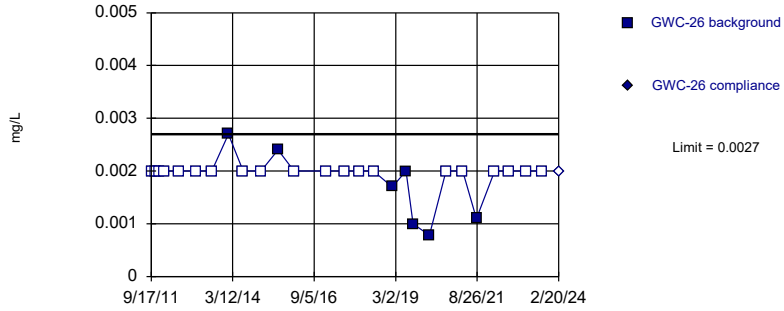

Non-parametric test used in lieu of parametric prediction limit because censored data exceeded 50%. Limit is highest of 27 background values. 74.07% NDs. Well-constituent pair annual alpha = 0.004998. Individual comparison alpha = 0.002502 (1 of 2).

Constituent: Copper Analysis Run 8/13/2024 10:56 AM View: Appendix I

Plant Wansley Client: Southern Company Data: Wansley Landfill

Sanitas™ v.10.0.20 Software licensed to Groundwater Stats Consulting. UG
Hollow symbols indicate censored values.

Within Limit

Prediction Limit

Intrawell Non-parametric

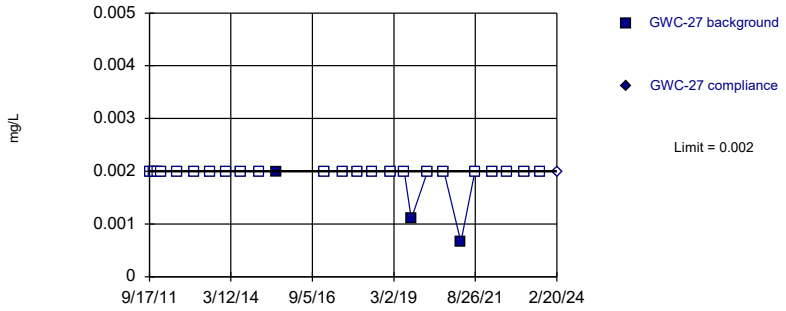

Non-parametric test used in lieu of parametric prediction limit because censored data exceeded 50%. Limit is highest of 26 background values. 88.46% NDs. Well-constituent pair annual alpha = 0.005327. Individual comparison alpha = 0.002667 (1 of 2).

Constituent: Copper Analysis Run 8/13/2024 10:56 AM View: Appendix I
Plant Wansley Client: Southern Company Data: Wansley Landfill

Sanitas™ v.10.0.20 Software licensed to Groundwater Stats Consulting. UG
Hollow symbols indicate censored values.

Within Limit

Prediction Limit

Intrawell Parametric

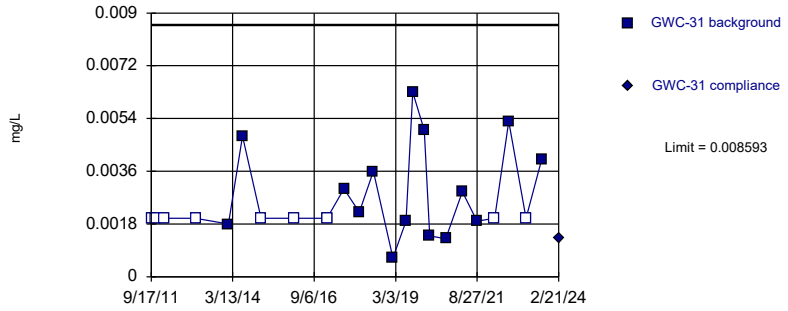

Background Data Summary (based on cube root transformation) (after Kaplan-Meier Adjustment): Mean=0.1282, Std. Dev.=0.02776, n=24, 37.5% NDs. Normality test: Shapiro Wilk @alpha = 0.01, calculated = 0.8934, critical = 0.884. Kappa = 2.76 (c=16, w=29, 1 of 2, event alpha = 0.05132). Report alpha = 0.0001135.

Constituent: Copper Analysis Run 8/13/2024 10:56 AM View: Appendix I
Plant Wansley Client: Southern Company Data: Wansley Landfill

Sanitas™ v.10.0.20 Software licensed to Groundwater Stats Consulting. UG
Hollow symbols indicate censored values.

Within Limit

Prediction Limit

Intrawell Non-parametric

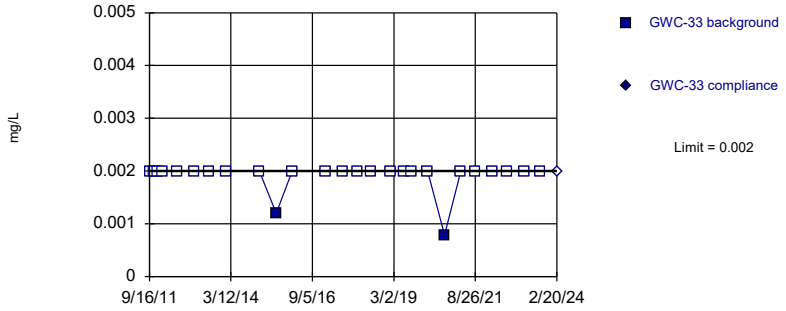

Non-parametric test used in lieu of parametric prediction limit because censored data exceeded 50%. Limit is highest of 26 background values. 92.31% NDs. Well-constituent pair annual alpha = 0.005327. Individual comparison alpha = 0.002667 (1 of 2).

Constituent: Copper Analysis Run 8/13/2024 10:56 AM View: Appendix I
Plant Wansley Client: Southern Company Data: Wansley Landfill

Sanitas™ v.10.0.20 Software licensed to Groundwater Stats Consulting. UG
Hollow symbols indicate censored values.

Exceeds Limit

Prediction Limit

Intrawell Non-parametric

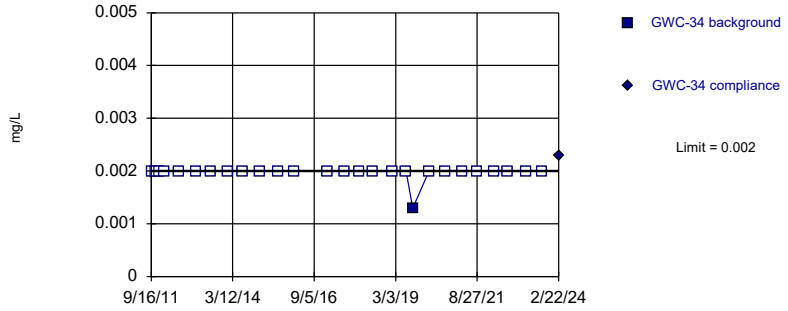

Non-parametric test used in lieu of parametric prediction limit because censored data exceeded 50%. Limit is highest of 27 background values. 96.3% NDs. Well-constituent pair annual alpha = 0.004998. Individual comparison alpha = 0.002502 (1 of 2).

Constituent: Copper Analysis Run 8/13/2024 10:56 AM View: Appendix I
Plant Wansley Client: Southern Company Data: Wansley Landfill

Sanitas™ v.10.0.20 Software licensed to Groundwater Stats Consulting. UG
Hollow symbols indicate censored values.

Within Limit

Prediction Limit

Intrawell Non-parametric

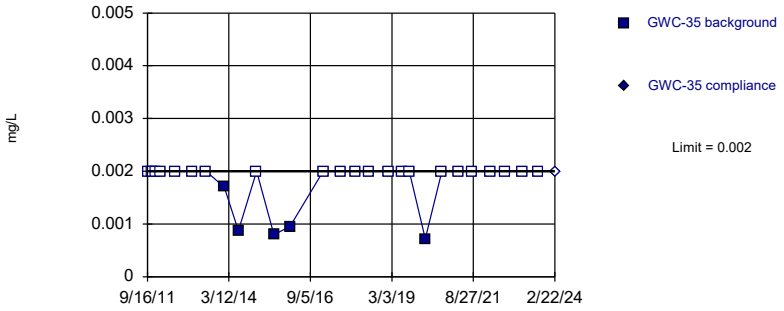

Non-parametric test used in lieu of parametric prediction limit because censored data exceeded 50%. Limit is highest of 27 background values. 81.48% NDs. Well-constituent pair annual alpha = 0.004998. Individual comparison alpha = 0.002502 (1 of 2).

Constituent: Copper Analysis Run 8/13/2024 10:56 AM View: Appendix I
Plant Wansley Client: Southern Company Data: Wansley Landfill

Sanitas™ v.10.0.20 Software licensed to Groundwater Stats Consulting. UG
Hollow symbols indicate censored values.

Within Limit

Prediction Limit

Intrawell Non-parametric

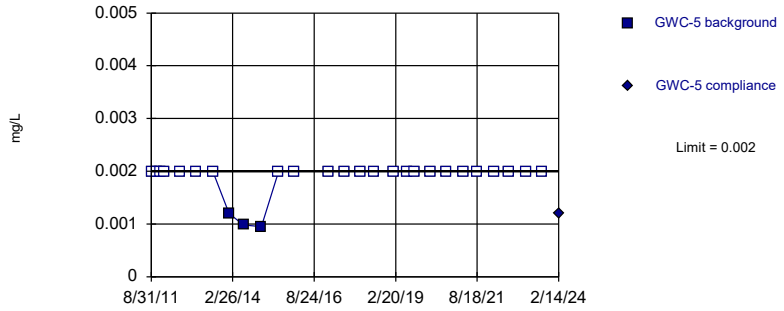

Non-parametric test used in lieu of parametric prediction limit because censored data exceeded 50%. Limit is highest of 27 background values. 88.89% NDs. Well-constituent pair annual alpha = 0.004998. Individual comparison alpha = 0.002502 (1 of 2).

Constituent: Copper Analysis Run 8/13/2024 10:56 AM View: Appendix I
Plant Wansley Client: Southern Company Data: Wansley Landfill

Sanitas™ v.10.0.20 Software licensed to Groundwater Stats Consulting. UG
Hollow symbols indicate censored values.

Within Limit

Prediction Limit

Intrawell Non-parametric

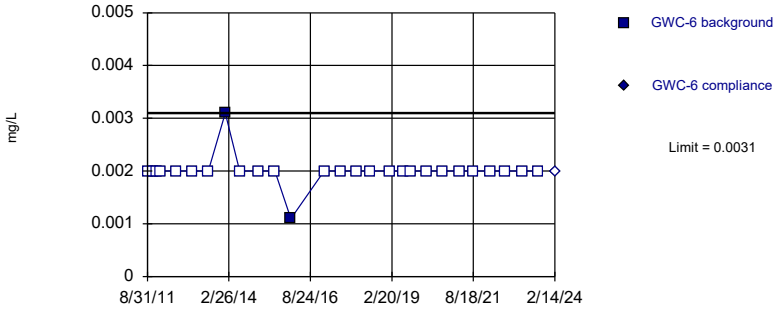

Non-parametric test used in lieu of parametric prediction limit because censored data exceeded 50%. Limit is highest of 27 background values. 92.59% NDs. Well-constituent pair annual alpha = 0.004998. Individual comparison alpha = 0.002502 (1 of 2).

Constituent: Copper Analysis Run 8/13/2024 10:56 AM View: Appendix I
Plant Wansley Client: Southern Company Data: Wansley Landfill

Sanitas™ v.10.0.20 Software licensed to Groundwater Stats Consulting. UG
Hollow symbols indicate censored values.

Within Limit

Prediction Limit

Intrawell Non-parametric

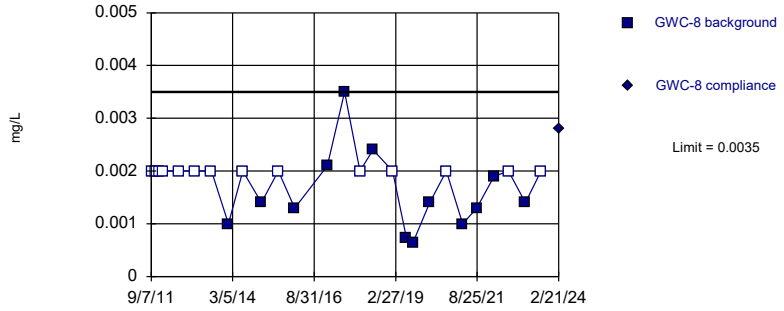

Non-parametric test used in lieu of parametric prediction limit because censored data exceeded 50%. Limit is highest of 27 background values. 51.85% NDs. Well-constituent pair annual alpha = 0.004998. Individual comparison alpha = 0.002502 (1 of 2).

Constituent: Copper Analysis Run 8/13/2024 10:56 AM View: Appendix I
Plant Wansley Client: Southern Company Data: Wansley Landfill

Sanitas™ v.10.0.20 Software licensed to Groundwater Stats Consulting. UG
Hollow symbols indicate censored values.

Within Limit

Prediction Limit

Intrawell Non-parametric

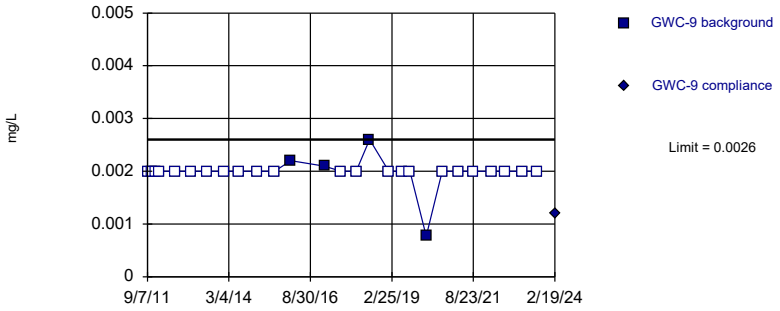

Non-parametric test used in lieu of parametric prediction limit because censored data exceeded 50%. Limit is highest of 27 background values. 85.19% NDs. Well-constituent pair annual alpha = 0.004998. Individual comparison alpha = 0.002502 (1 of 2).

Constituent: Copper Analysis Run 8/13/2024 10:56 AM View: Appendix I
Plant Wansley Client: Southern Company Data: Wansley Landfill

Sanitas™ v.10.0.20 Software licensed to Groundwater Stats Consulting. UG
Hollow symbols indicate censored values.

Exceeds Limit

Prediction Limit

Intrawell Non-parametric

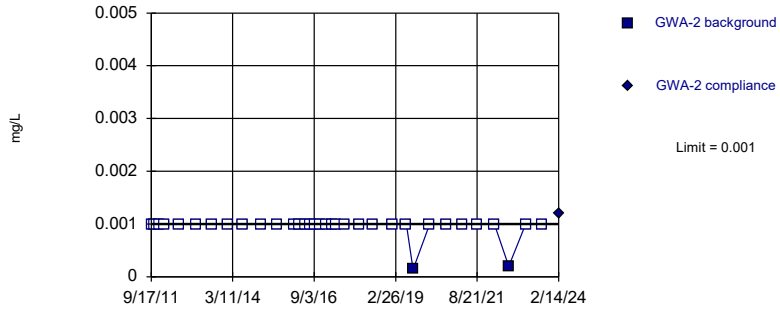

Non-parametric test used in lieu of parametric prediction limit because censored data exceeded 50%. Limit is highest of 34 background values. 94.12% NDs. Well-constituent pair annual alpha = 0.003195. Individual comparison alpha = 0.001599 (1 of 2).

Constituent: Lead Analysis Run 8/13/2024 10:56 AM View: Appendix I
Plant Wansley Client: Southern Company Data: Wansley Landfill

Sanitas™ v.10.0.20 Software licensed to Groundwater Stats Consulting. UG
Hollow symbols indicate censored values.

Within Limit

Prediction Limit

Intrawell Non-parametric

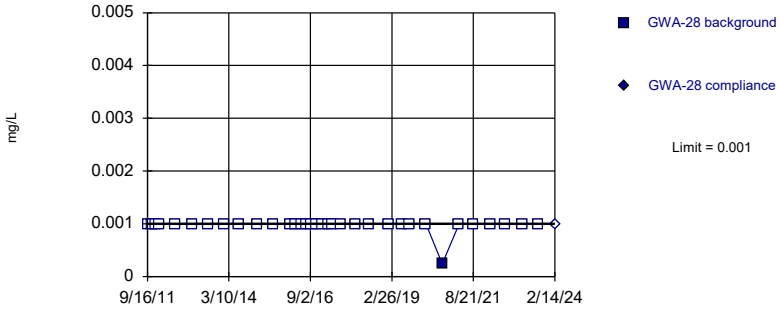

Non-parametric test used in lieu of parametric prediction limit because censored data exceeded 50%. Limit is highest of 34 background values. 97.06% NDs. Well-constituent pair annual alpha = 0.003195. Individual comparison alpha = 0.001599 (1 of 2).

Constituent: Lead Analysis Run 8/13/2024 10:56 AM View: Appendix I
Plant Wansley Client: Southern Company Data: Wansley Landfill

Sanitas™ v.10.0.20 Software licensed to Groundwater Stats Consulting. UG
Hollow symbols indicate censored values.

Within Limit

Prediction Limit

Intrawell Non-parametric

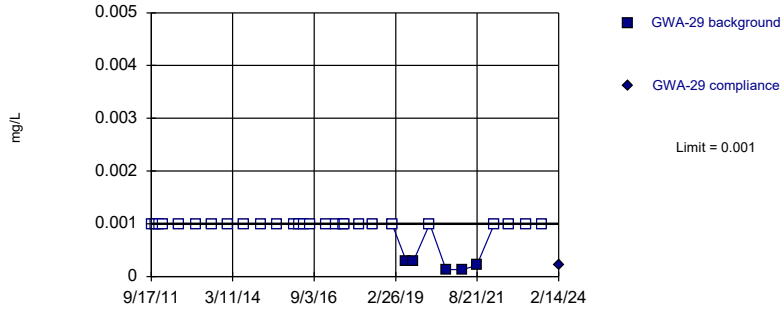

Non-parametric test used in lieu of parametric prediction limit because censored data exceeded 50%. Limit is highest of 32 background values. 84.38% NDs. Well-constituent pair annual alpha = 0.003603. Individual comparison alpha = 0.001803 (1 of 2).

Constituent: Lead Analysis Run 8/13/2024 10:56 AM View: Appendix I
Plant Wansley Client: Southern Company Data: Wansley Landfill

Sanitas™ v.10.0.20 Software licensed to Groundwater Stats Consulting. UG
Hollow symbols indicate censored values.

Prediction Limit

Intrawell Non-parametric, GWA-3 (bg)

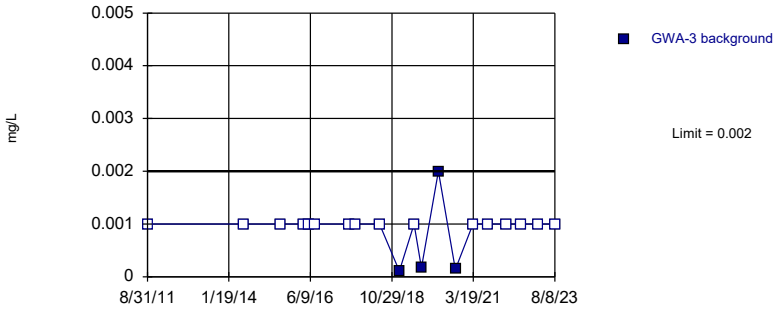

Non-parametric test used in lieu of parametric prediction limit because censored data exceeded 50%. Limit is highest of 20 background values. 80% NDs. Well-constituent pair annual alpha = 0.008564. Individual comparison alpha = 0.004291 (1 of 2). Assumes 1 future value.

Constituent: Lead Analysis Run 8/13/2024 10:56 AM View: Appendix I
Plant Wansley Client: Southern Company Data: Wansley Landfill

Sanitas™ v.10.0.20 Software licensed to Groundwater Stats Consulting. UG
Hollow symbols indicate censored values.
Within Limit

Prediction Limit

Intrawell Non-parametric

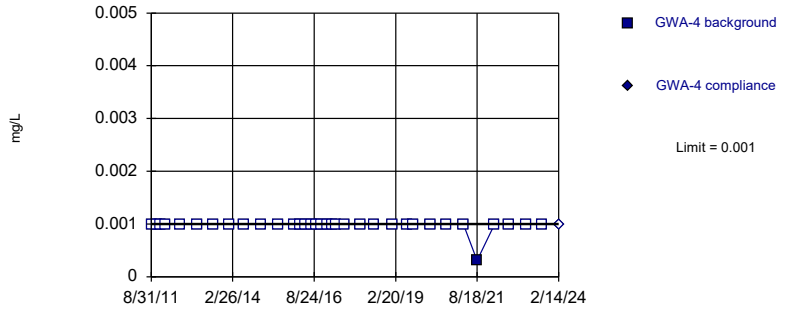

Non-parametric test used in lieu of parametric prediction limit because censored data exceeded 50%. Limit is highest of 34 background values. 97.06% NDs. Well-constituent pair annual alpha = 0.003195. Individual comparison alpha = 0.001599 (1 of 2).

Constituent: Lead Analysis Run 8/13/2024 10:56 AM View: Appendix I
Plant Wansley Client: Southern Company Data: Wansley Landfill

Sanitas™ v.10.0.20 Software licensed to Groundwater Stats Consulting. UG
Hollow symbols indicate censored values.
Within Limit

Prediction Limit

Intrawell Non-parametric

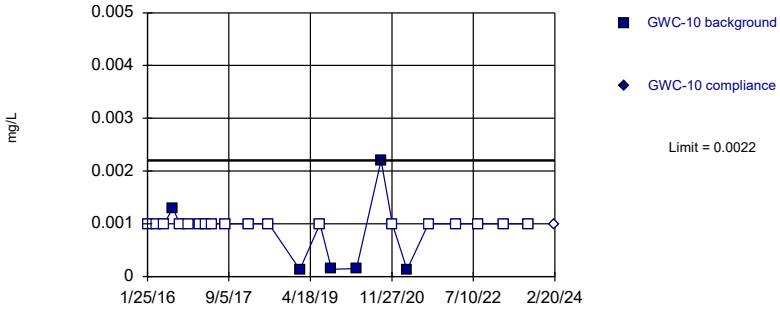

Non-parametric test used in lieu of parametric prediction limit because censored data exceeded 50%. Limit is highest of 24 background values. 75% NDs. Well-constituent pair annual alpha = 0.006238. Individual comparison alpha = 0.003124 (1 of 2).

Constituent: Lead Analysis Run 8/13/2024 10:56 AM View: Appendix I
Plant Wansley Client: Southern Company Data: Wansley Landfill

Sanitas™ v.10.0.20 Software licensed to Groundwater Stats Consulting. UG
Hollow symbols indicate censored values.
Within Limit

Prediction Limit

Intrawell Non-parametric

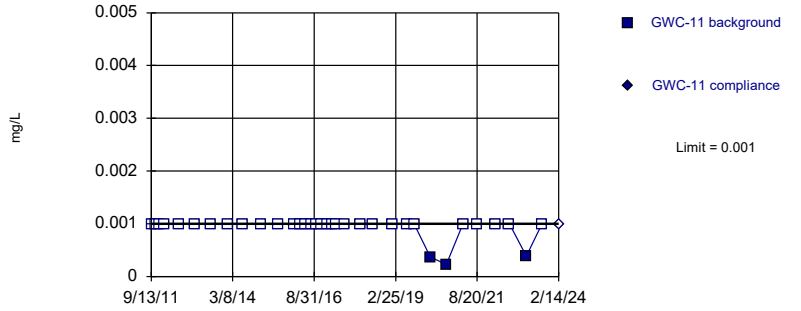

Non-parametric test used in lieu of parametric prediction limit because censored data exceeded 50%. Limit is highest of 34 background values. 91.18% NDs. Well-constituent pair annual alpha = 0.003195. Individual comparison alpha = 0.001599 (1 of 2).

Constituent: Lead Analysis Run 8/13/2024 10:56 AM View: Appendix I
Plant Wansley Client: Southern Company Data: Wansley Landfill

Sanitas™ v.10.0.20 Software licensed to Groundwater Stats Consulting. UG
Hollow symbols indicate censored values.

Within Limit

Prediction Limit

Intrawell Non-parametric

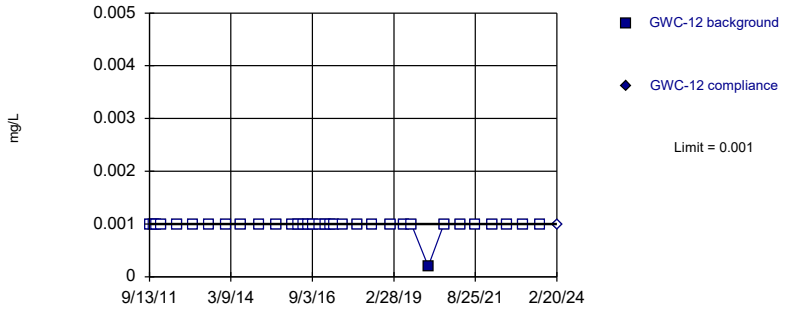

Non-parametric test used in lieu of parametric prediction limit because censored data exceeded 50%. Limit is highest of 34 background values. 97.06% NDs. Well-constituent pair annual alpha = 0.003195. Individual comparison alpha = 0.001599 (1 of 2).

Constituent: Lead Analysis Run 8/13/2024 10:56 AM View: Appendix I
Plant Wansley Client: Southern Company Data: Wansley Landfill

Sanitas™ v.10.0.20 Software licensed to Groundwater Stats Consulting. UG
Hollow symbols indicate censored values.

Within Limit

Prediction Limit

Intrawell Non-parametric

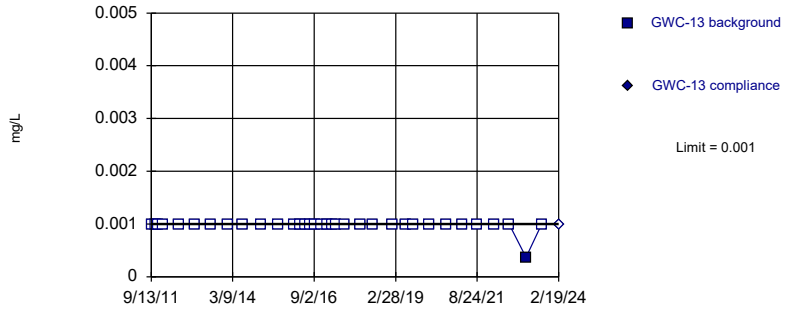

Non-parametric test used in lieu of parametric prediction limit because censored data exceeded 50%. Limit is highest of 34 background values. 97.06% NDs. Well-constituent pair annual alpha = 0.003195. Individual comparison alpha = 0.001599 (1 of 2).

Constituent: Lead Analysis Run 8/13/2024 10:56 AM View: Appendix I
Plant Wansley Client: Southern Company Data: Wansley Landfill

Sanitas™ v.10.0.20 Software licensed to Groundwater Stats Consulting. UG
Hollow symbols indicate censored values.

Within Limit

Prediction Limit

Intrawell Non-parametric

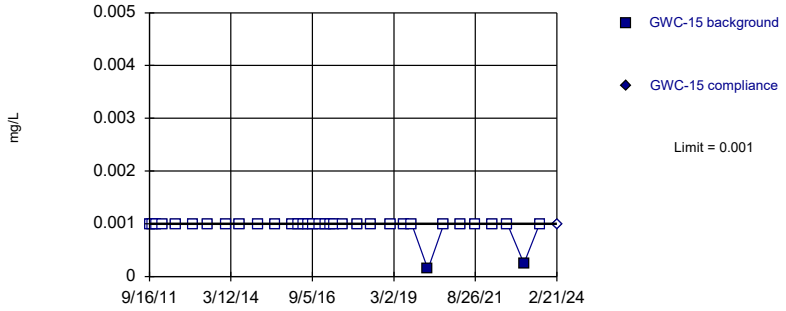

Non-parametric test used in lieu of parametric prediction limit because censored data exceeded 50%. Limit is highest of 34 background values. 94.12% NDs. Well-constituent pair annual alpha = 0.003195. Individual comparison alpha = 0.001599 (1 of 2).

Constituent: Lead Analysis Run 8/13/2024 10:56 AM View: Appendix I
Plant Wansley Client: Southern Company Data: Wansley Landfill

Sanitas™ v.10.0.20 Software licensed to Groundwater Stats Consulting. UG
Hollow symbols indicate censored values.

Within Limit

Prediction Limit

Intrawell Non-parametric

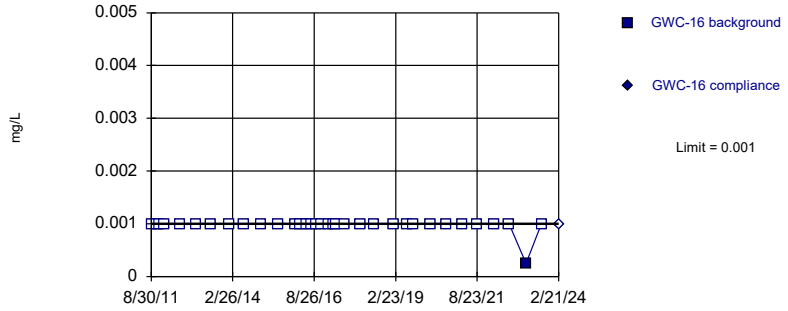

Non-parametric test used in lieu of parametric prediction limit because censored data exceeded 50%. Limit is highest of 34 background values. 97.06% NDs. Well-constituent pair annual alpha = 0.003195. Individual comparison alpha = 0.001599 (1 of 2).

Constituent: Lead Analysis Run 8/13/2024 10:56 AM View: Appendix I
Plant Wansley Client: Southern Company Data: Wansley Landfill

Sanitas™ v.10.0.20 Software licensed to Groundwater Stats Consulting. UG
Hollow symbols indicate censored values.
Within Limit

Prediction Limit

Intrawell Non-parametric

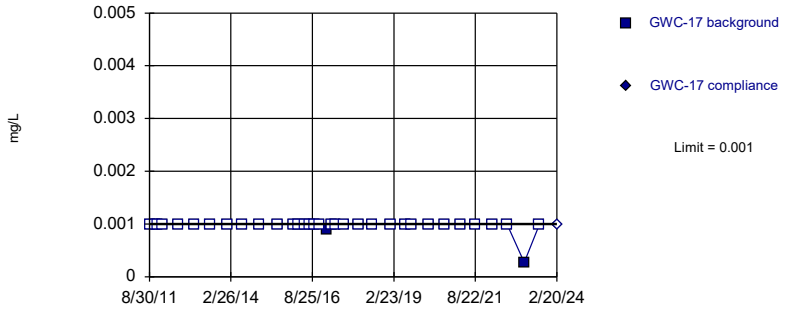

Non-parametric test used in lieu of parametric prediction limit because censored data exceeded 50%. Limit is highest of 34 background values. 94.12% NDs. Well-constituent pair annual alpha = 0.003195. Individual comparison alpha = 0.001599 (1 of 2).

Constituent: Lead Analysis Run 8/13/2024 10:56 AM View: Appendix I
Plant Wansley Client: Southern Company Data: Wansley Landfill

Sanitas™ v.10.0.20 Software licensed to Groundwater Stats Consulting. UG
Hollow symbols indicate censored values.
Within Limit

Prediction Limit

Intrawell Non-parametric

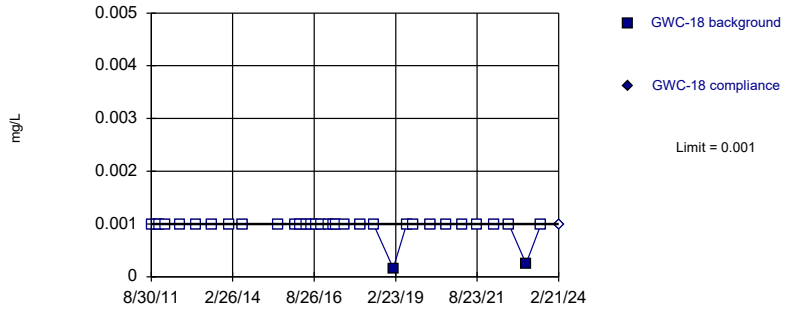

Non-parametric test used in lieu of parametric prediction limit because censored data exceeded 50%. Limit is highest of 33 background values. 93.94% NDs. Well-constituent pair annual alpha = 0.003399. Individual comparison alpha = 0.001701 (1 of 2).

Constituent: Lead Analysis Run 8/13/2024 10:56 AM View: Appendix I
Plant Wansley Client: Southern Company Data: Wansley Landfill

Sanitas™ v.10.0.20 Software licensed to Groundwater Stats Consulting. UG
Hollow symbols indicate censored values.
Within Limit

Prediction Limit

Intrawell Non-parametric

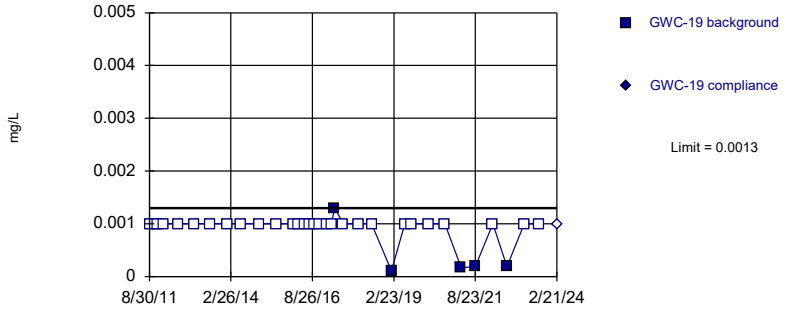

Non-parametric test used in lieu of parametric prediction limit because censored data exceeded 50%. Limit is highest of 34 background values. 85.29% NDs. Well-constituent pair annual alpha = 0.003195. Individual comparison alpha = 0.001599 (1 of 2).

Constituent: Lead Analysis Run 8/13/2024 10:56 AM View: Appendix I
Plant Wansley Client: Southern Company Data: Wansley Landfill

Sanitas™ v.10.0.20 Software licensed to Groundwater Stats Consulting. UG
Hollow symbols indicate censored values.
Within Limit

Prediction Limit

Intrawell Non-parametric

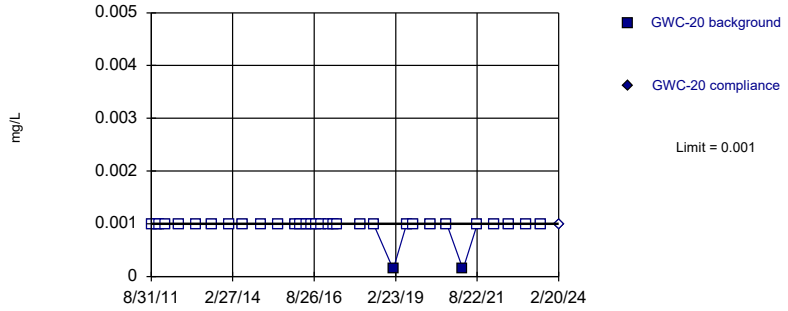

Non-parametric test used in lieu of parametric prediction limit because censored data exceeded 50%. Limit is highest of 33 background values. 93.94% NDs. Well-constituent pair annual alpha = 0.003399. Individual comparison alpha = 0.001701 (1 of 2).

Constituent: Lead Analysis Run 8/13/2024 10:56 AM View: Appendix I
Plant Wansley Client: Southern Company Data: Wansley Landfill

Sanitas™ v.10.0.20 Software licensed to Groundwater Stats Consulting. UG
Hollow symbols indicate censored values.

Within Limit

Prediction Limit

Intrawell Non-parametric

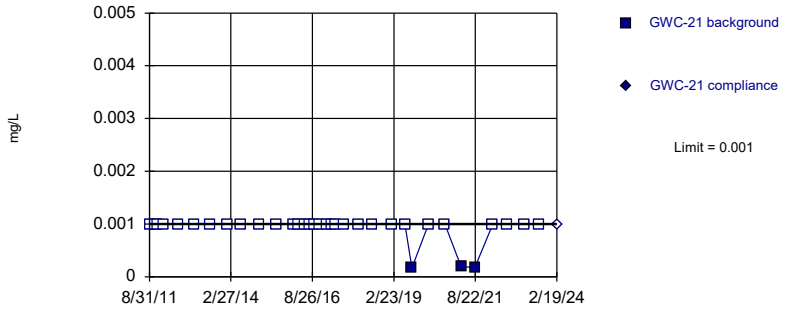

Non-parametric test used in lieu of parametric prediction limit because censored data exceeded 50%. Limit is highest of 34 background values. 91.18% NDs. Well-constituent pair annual alpha = 0.003195. Individual comparison alpha = 0.001599 (1 of 2).

Constituent: Lead Analysis Run 8/13/2024 10:56 AM View: Appendix I
Plant Wansley Client: Southern Company Data: Wansley Landfill

Sanitas™ v.10.0.20 Software licensed to Groundwater Stats Consulting. UG
Hollow symbols indicate censored values.

Within Limit

Prediction Limit

Intrawell Non-parametric

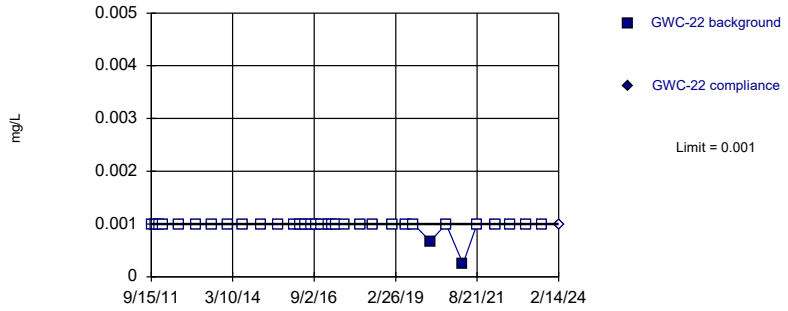

Non-parametric test used in lieu of parametric prediction limit because censored data exceeded 50%. Limit is highest of 34 background values. 94.12% NDs. Well-constituent pair annual alpha = 0.003195. Individual comparison alpha = 0.001599 (1 of 2).

Constituent: Lead Analysis Run 8/13/2024 10:56 AM View: Appendix I
Plant Wansley Client: Southern Company Data: Wansley Landfill

Sanitas™ v.10.0.20 Software licensed to Groundwater Stats Consulting. UG
Hollow symbols indicate censored values.

Within Limit

Prediction Limit

Intrawell Non-parametric

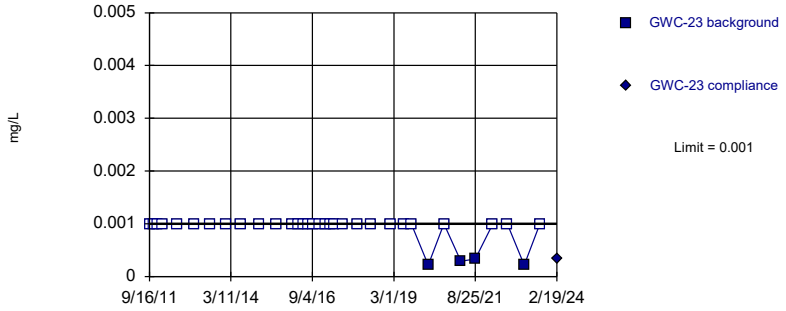

Non-parametric test used in lieu of parametric prediction limit because censored data exceeded 50%. Limit is highest of 34 background values. 88.24% NDs. Well-constituent pair annual alpha = 0.003195. Individual comparison alpha = 0.001599 (1 of 2).

Constituent: Lead Analysis Run 8/13/2024 10:56 AM View: Appendix I
Plant Wansley Client: Southern Company Data: Wansley Landfill

Sanitas™ v.10.0.20 Software licensed to Groundwater Stats Consulting. UG
Hollow symbols indicate censored values.

Within Limit

Prediction Limit

Intrawell Non-parametric

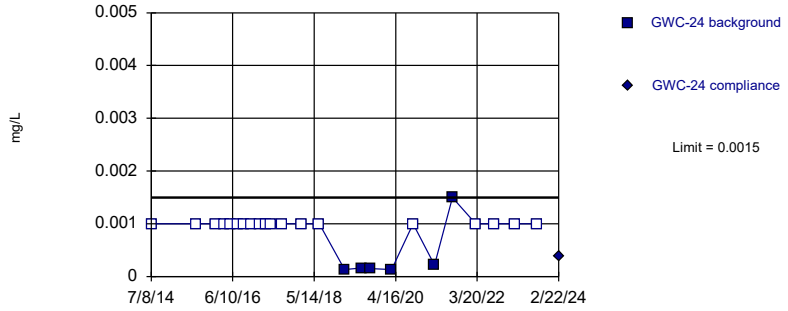

Non-parametric test used in lieu of parametric prediction limit because censored data exceeded 50%. Limit is highest of 25 background values. 76% NDs. Well-constituent pair annual alpha = 0.005656. Individual comparison alpha = 0.002832 (1 of 2).

Constituent: Lead Analysis Run 8/13/2024 10:56 AM View: Appendix I
Plant Wansley Client: Southern Company Data: Wansley Landfill

Sanitas™ v.10.0.20 Software licensed to Groundwater Stats Consulting. UG
Hollow symbols indicate censored values.

Within Limit

Prediction Limit

Intrawell Non-parametric

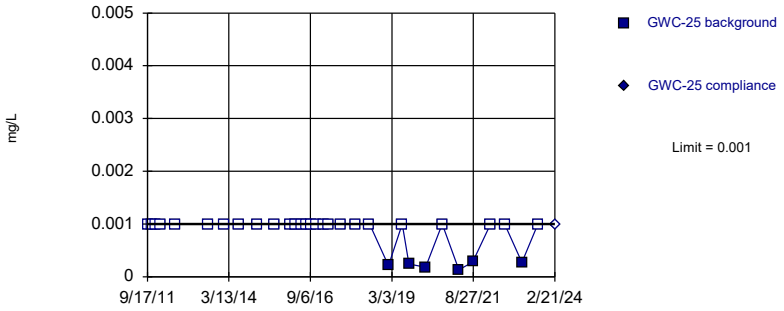

Non-parametric test used in lieu of parametric prediction limit because censored data exceeded 50%. Limit is highest of 32 background values. 81.25% NDs. Well-constituent pair annual alpha = 0.003603. Individual comparison alpha = 0.001803 (1 of 2).

Constituent: Lead Analysis Run 8/13/2024 10:56 AM View: Appendix I
Plant Wansley Client: Southern Company Data: Wansley Landfill

Sanitas™ v.10.0.20 Software licensed to Groundwater Stats Consulting. UG
Hollow symbols indicate censored values.

Within Limit

Prediction Limit

Intrawell Non-parametric

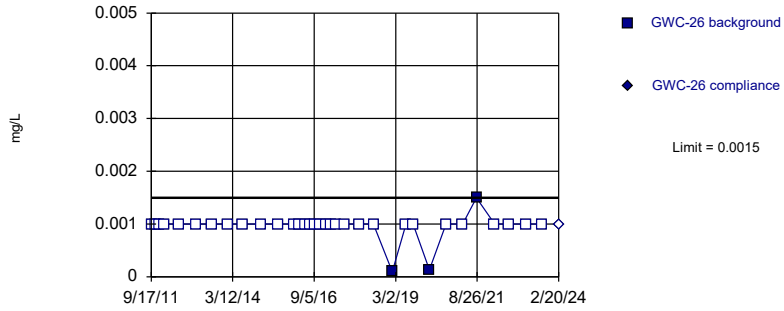

Non-parametric test used in lieu of parametric prediction limit because censored data exceeded 50%. Limit is highest of 34 background values. 91.18% NDs. Well-constituent pair annual alpha = 0.003195. Individual comparison alpha = 0.001599 (1 of 2).

Constituent: Lead Analysis Run 8/13/2024 10:56 AM View: Appendix I
Plant Wansley Client: Southern Company Data: Wansley Landfill

Sanitas™ v.10.0.20 Software licensed to Groundwater Stats Consulting. UG
Hollow symbols indicate censored values.

Within Limit

Prediction Limit

Intrawell Non-parametric

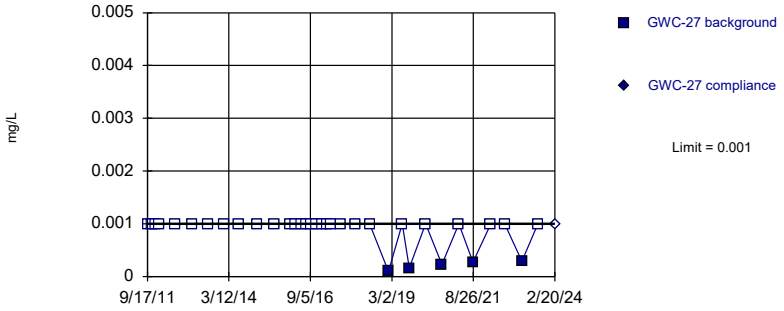

Non-parametric test used in lieu of parametric prediction limit because censored data exceeded 50%. Limit is highest of 34 background values. 85.29% NDs. Well-constituent pair annual alpha = 0.003195. Individual comparison alpha = 0.001599 (1 of 2).

Constituent: Lead Analysis Run 8/13/2024 10:56 AM View: Appendix I
Plant Wansley Client: Southern Company Data: Wansley Landfill

Sanitas™ v.10.0.20 Software licensed to Groundwater Stats Consulting. UG
Hollow symbols indicate censored values.

Within Limit

Prediction Limit

Intrawell Non-parametric

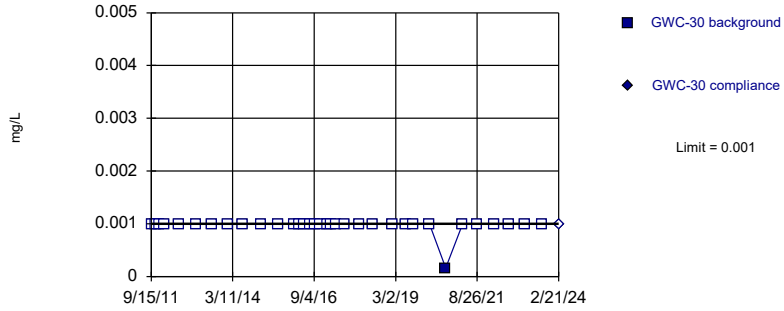

Non-parametric test used in lieu of parametric prediction limit because censored data exceeded 50%. Limit is highest of 34 background values. 97.06% NDs. Well-constituent pair annual alpha = 0.003195. Individual comparison alpha = 0.001599 (1 of 2).

Constituent: Lead Analysis Run 8/13/2024 10:56 AM View: Appendix I
Plant Wansley Client: Southern Company Data: Wansley Landfill

Sanitas™ v.10.0.20 Software licensed to Groundwater Stats Consulting. UG
Hollow symbols indicate censored values.

Within Limit

Prediction Limit

Intrawell Non-parametric

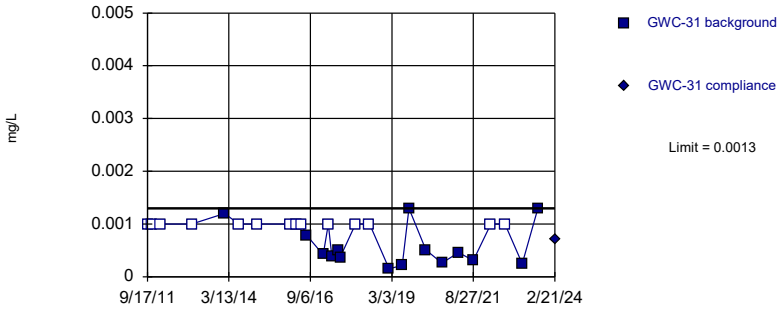

Non-parametric test used in lieu of parametric prediction limit because the Shapiro Wilk normality test showed the data to be non-normal at the 0.01 alpha level. Limit is highest of 29 background values. 48.28% NDs. Well-constituent pair annual alpha = 0.00434. Individual comparison alpha = 0.002172 (1 of 2).

Constituent: Lead Analysis Run 8/13/2024 10:56 AM View: Appendix I
Plant Wansley Client: Southern Company Data: Wansley Landfill

Sanitas™ v.10.0.20 Software licensed to Groundwater Stats Consulting. UG
Hollow symbols indicate censored values.

Within Limit

Prediction Limit

Intrawell Non-parametric

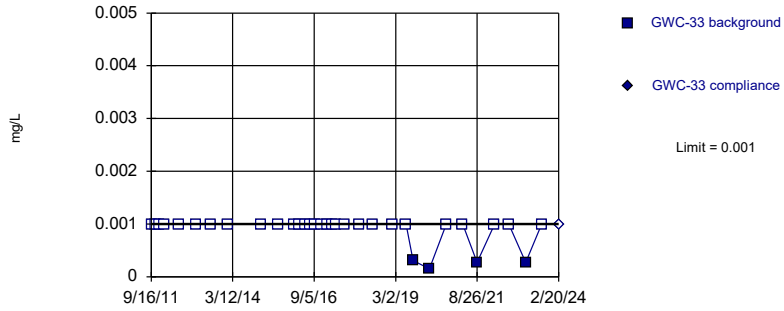

Non-parametric test used in lieu of parametric prediction limit because censored data exceeded 50%. Limit is highest of 33 background values. 87.88% NDs. Well-constituent pair annual alpha = 0.003399. Individual comparison alpha = 0.001701 (1 of 2).

Constituent: Lead Analysis Run 8/13/2024 10:56 AM View: Appendix I
Plant Wansley Client: Southern Company Data: Wansley Landfill

Sanitas™ v.10.0.20 Software licensed to Groundwater Stats Consulting. UG
Hollow symbols indicate censored values.

Within Limit

Prediction Limit

Intrawell Non-parametric

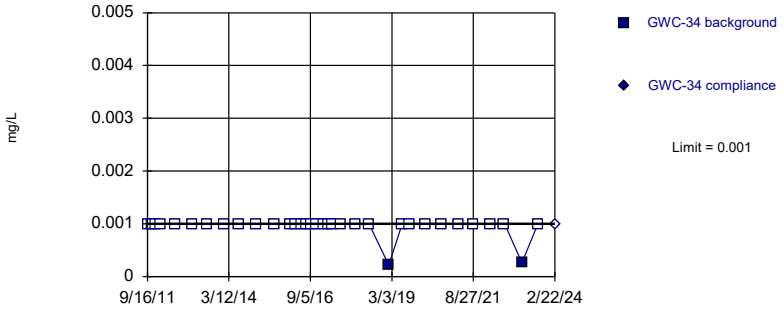

Non-parametric test used in lieu of parametric prediction limit because censored data exceeded 50%. Limit is highest of 34 background values. 94.12% NDs. Well-constituent pair annual alpha = 0.003195. Individual comparison alpha = 0.001599 (1 of 2).

Constituent: Lead Analysis Run 8/13/2024 10:56 AM View: Appendix I
Plant Wansley Client: Southern Company Data: Wansley Landfill

Sanitas™ v.10.0.20 Software licensed to Groundwater Stats Consulting. UG
Hollow symbols indicate censored values.

Within Limit

Prediction Limit

Intrawell Non-parametric

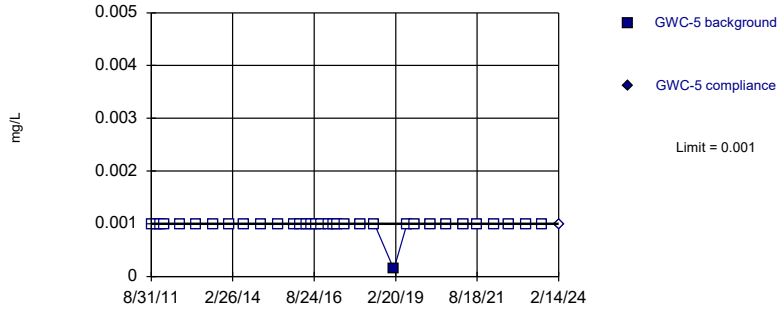

Non-parametric test used in lieu of parametric prediction limit because censored data exceeded 50%. Limit is highest of 34 background values. 97.06% NDs. Well-constituent pair annual alpha = 0.003195. Individual comparison alpha = 0.001599 (1 of 2).

Constituent: Lead Analysis Run 8/13/2024 10:56 AM View: Appendix I
Plant Wansley Client: Southern Company Data: Wansley Landfill

Sanitas™ v.10.0.20 Software licensed to Groundwater Stats Consulting. UG
Hollow symbols indicate censored values.

Within Limit

Prediction Limit

Intrawell Non-parametric

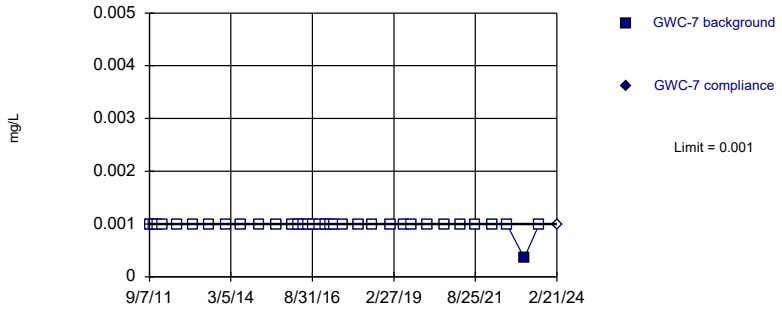

Non-parametric test used in lieu of parametric prediction limit because censored data exceeded 50%. Limit is highest of 34 background values. 97.06% NDs. Well-constituent pair annual alpha = 0.003195. Individual comparison alpha = 0.001599 (1 of 2).

Constituent: Lead Analysis Run 8/13/2024 10:56 AM View: Appendix I
Plant Wansley Client: Southern Company Data: Wansley Landfill

Sanitas™ v.10.0.20 Software licensed to Groundwater Stats Consulting. UG
Hollow symbols indicate censored values.

Within Limit

Prediction Limit

Intrawell Non-parametric

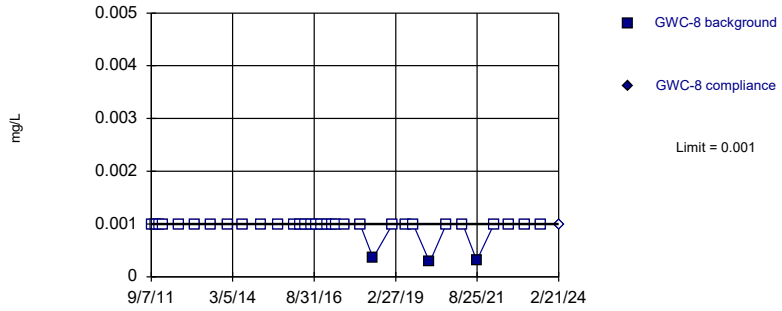

Non-parametric test used in lieu of parametric prediction limit because censored data exceeded 50%. Limit is highest of 34 background values. 91.18% NDs. Well-constituent pair annual alpha = 0.003195. Individual comparison alpha = 0.001599 (1 of 2).

Constituent: Lead Analysis Run 8/13/2024 10:56 AM View: Appendix I
Plant Wansley Client: Southern Company Data: Wansley Landfill

Sanitas™ v.10.0.20 Software licensed to Groundwater Stats Consulting. UG
Hollow symbols indicate censored values.

Within Limit

Prediction Limit

Intrawell Non-parametric

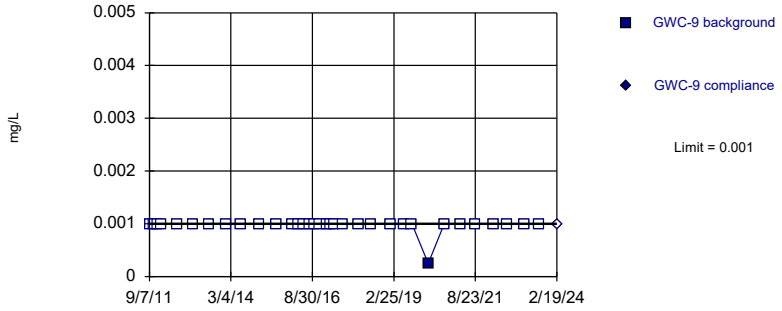

Non-parametric test used in lieu of parametric prediction limit because censored data exceeded 50%. Limit is highest of 34 background values. 97.06% NDs. Well-constituent pair annual alpha = 0.003195. Individual comparison alpha = 0.001599 (1 of 2).

Constituent: Lead Analysis Run 8/13/2024 10:56 AM View: Appendix I
Plant Wansley Client: Southern Company Data: Wansley Landfill

Sanitas™ v.10.0.20 Software licensed to Groundwater Stats Consulting. UG
Hollow symbols indicate censored values.

Within Limit

Prediction Limit

Intrawell Non-parametric

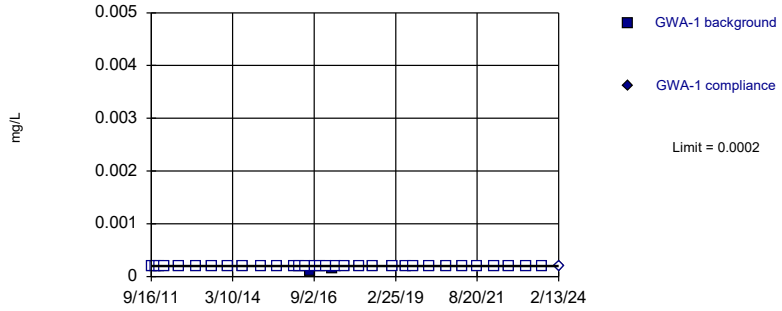

Non-parametric test used in lieu of parametric prediction limit because censored data exceeded 50%. Limit is highest of 34 background values. 94.12% NDs. Well-constituent pair annual alpha = 0.003195. Individual comparison alpha = 0.001599 (1 of 2).

Constituent: Mercury Analysis Run 8/13/2024 10:56 AM View: Appendix I
Plant Wansley Client: Southern Company Data: Wansley Landfill

Sanitas™ v.10.0.20 Software licensed to Groundwater Stats Consulting. UG
Hollow symbols indicate censored values.

Within Limit

Prediction Limit

Intrawell Non-parametric

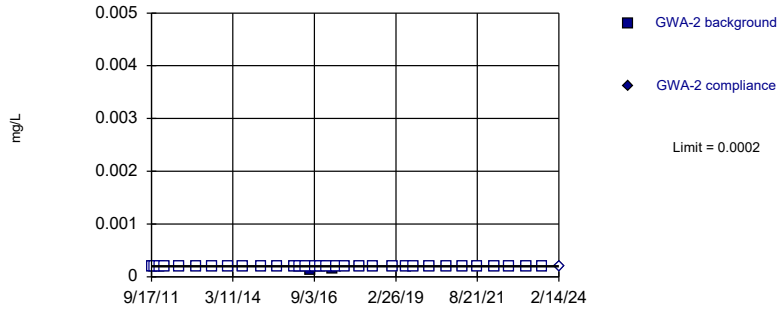

Non-parametric test used in lieu of parametric prediction limit because censored data exceeded 50%. Limit is highest of 34 background values. 94.12% NDs. Well-constituent pair annual alpha = 0.003195. Individual comparison alpha = 0.001599 (1 of 2).

Constituent: Mercury Analysis Run 8/13/2024 10:57 AM View: Appendix I

Plant Wansley Client: Southern Company Data: Wansley Landfill

Sanitas™ v.10.0.20 Software licensed to Groundwater Stats Consulting. UG
Hollow symbols indicate censored values.

Within Limit

Prediction Limit

Intrawell Non-parametric

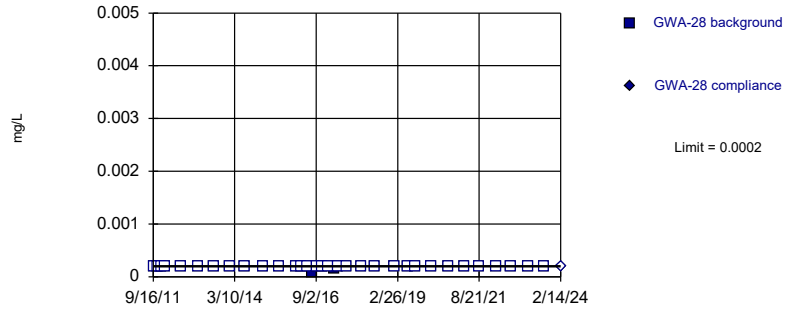

Non-parametric test used in lieu of parametric prediction limit because censored data exceeded 50%. Limit is highest of 34 background values. 94.12% NDs. Well-constituent pair annual alpha = 0.003195. Individual comparison alpha = 0.001599 (1 of 2).

Constituent: Mercury Analysis Run 8/13/2024 10:57 AM View: Appendix I

Plant Wansley Client: Southern Company Data: Wansley Landfill

Sanitas™ v.10.0.20 Software licensed to Groundwater Stats Consulting. UG
Hollow symbols indicate censored values.

Within Limit

Prediction Limit

Intrawell Non-parametric

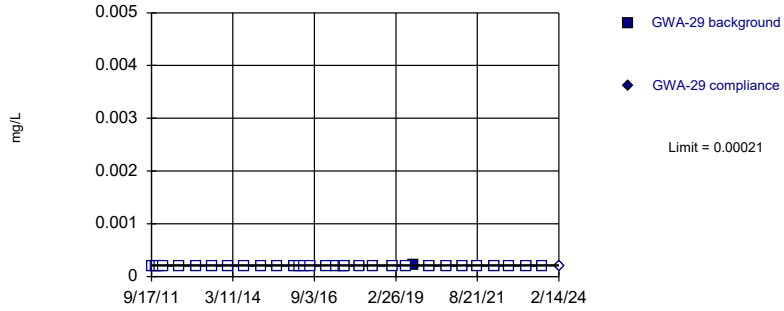

Non-parametric test used in lieu of parametric prediction limit because censored data exceeded 50%. Limit is highest of 32 background values. 96.88% NDs. Well-constituent pair annual alpha = 0.003603. Individual comparison alpha = 0.001803 (1 of 2).

Constituent: Mercury Analysis Run 8/13/2024 10:57 AM View: Appendix I

Plant Wansley Client: Southern Company Data: Wansley Landfill

Sanitas™ v.10.0.20 Software licensed to Groundwater Stats Consulting. UG
Hollow symbols indicate censored values.

Prediction Limit

Intrawell Non-parametric, GWA-3 (bg)

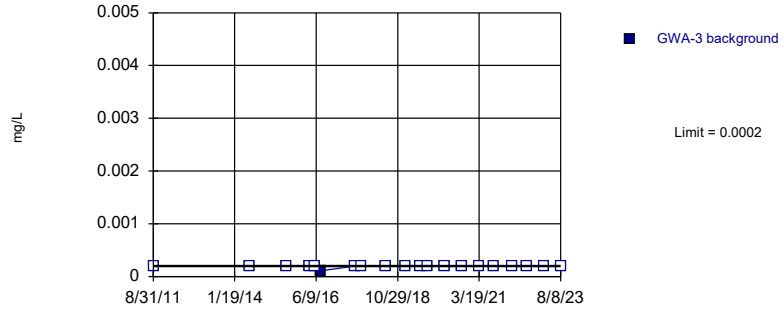

Non-parametric test used in lieu of parametric prediction limit because censored data exceeded 50%. Limit is highest of 20 background values. 95% NDs. Well-constituent pair annual alpha = 0.008564. Individual comparison alpha = 0.004291 (1 of 2). Assumes 1 future value.

Constituent: Mercury Analysis Run 8/13/2024 10:57 AM View: Appendix I

Plant Wansley Client: Southern Company Data: Wansley Landfill

Sanitas™ v.10.0.20 Software licensed to Groundwater Stats Consulting. UG
Hollow symbols indicate censored values.

Within Limit

Prediction Limit

Intrawell Non-parametric

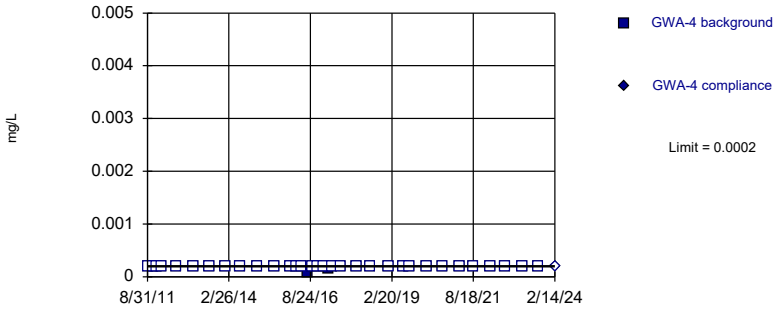

Non-parametric test used in lieu of parametric prediction limit because censored data exceeded 50%. Limit is highest of 34 background values. 94.12% NDs. Well-constituent pair annual alpha = 0.003195. Individual comparison alpha = 0.001599 (1 of 2).

Constituent: Mercury Analysis Run 8/13/2024 10:57 AM View: Appendix I
Plant Wansley Client: Southern Company Data: Wansley Landfill

Sanitas™ v.10.0.20 Software licensed to Groundwater Stats Consulting. UG
Hollow symbols indicate censored values.

Within Limit

Prediction Limit

Intrawell Non-parametric

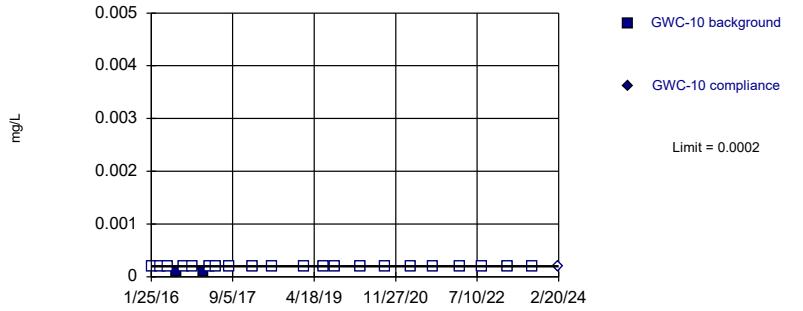

Non-parametric test used in lieu of parametric prediction limit because censored data exceeded 50%. Limit is highest of 23 background values. 91.3% NDs. Well-constituent pair annual alpha = 0.006819. Individual comparison alpha = 0.003415 (1 of 2).

Constituent: Mercury Analysis Run 8/13/2024 10:57 AM View: Appendix I
Plant Wansley Client: Southern Company Data: Wansley Landfill

Sanitas™ v.10.0.20 Software licensed to Groundwater Stats Consulting. UG
Hollow symbols indicate censored values.

Within Limit

Prediction Limit

Intrawell Non-parametric

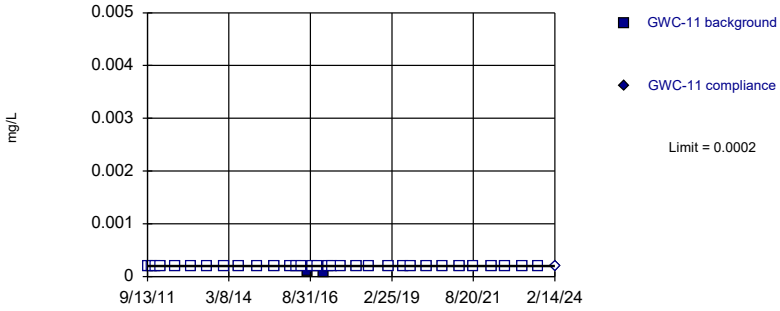

Non-parametric test used in lieu of parametric prediction limit because censored data exceeded 50%. Limit is highest of 34 background values. 94.12% NDs. Well-constituent pair annual alpha = 0.003195. Individual comparison alpha = 0.001599 (1 of 2).

Constituent: Mercury Analysis Run 8/13/2024 10:57 AM View: Appendix I
Plant Wansley Client: Southern Company Data: Wansley Landfill

Sanitas™ v.10.0.20 Software licensed to Groundwater Stats Consulting. UG
Hollow symbols indicate censored values.

Within Limit

Prediction Limit

Intrawell Non-parametric

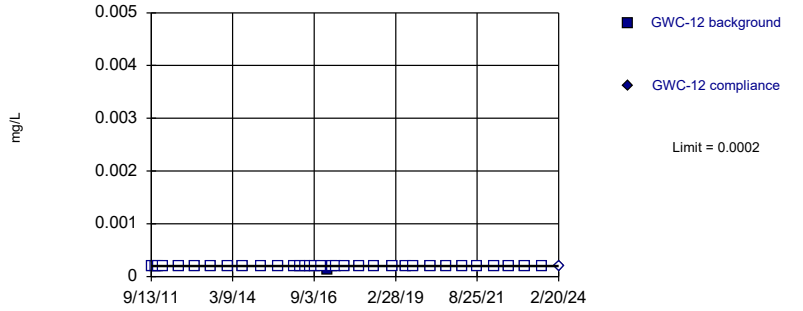

Non-parametric test used in lieu of parametric prediction limit because censored data exceeded 50%. Limit is highest of 34 background values. 97.06% NDs. Well-constituent pair annual alpha = 0.003195. Individual comparison alpha = 0.001599 (1 of 2).

Constituent: Mercury Analysis Run 8/13/2024 10:57 AM View: Appendix I
Plant Wansley Client: Southern Company Data: Wansley Landfill

Sanitas™ v.10.0.20 Software licensed to Groundwater Stats Consulting. UG
Hollow symbols indicate censored values.

Within Limit

Prediction Limit

Intrawell Non-parametric

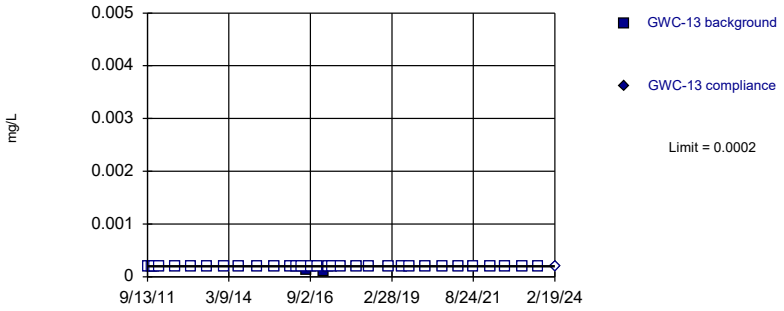

Non-parametric test used in lieu of parametric prediction limit because censored data exceeded 50%. Limit is highest of 34 background values. 94.12% NDs. Well-constituent pair annual alpha = 0.003195. Individual comparison alpha = 0.001599 (1 of 2).

Constituent: Mercury Analysis Run 8/13/2024 10:57 AM View: Appendix I

Plant Wansley Client: Southern Company Data: Wansley Landfill

Sanitas™ v.10.0.20 Software licensed to Groundwater Stats Consulting. UG
Hollow symbols indicate censored values.

Within Limit

Prediction Limit

Intrawell Non-parametric

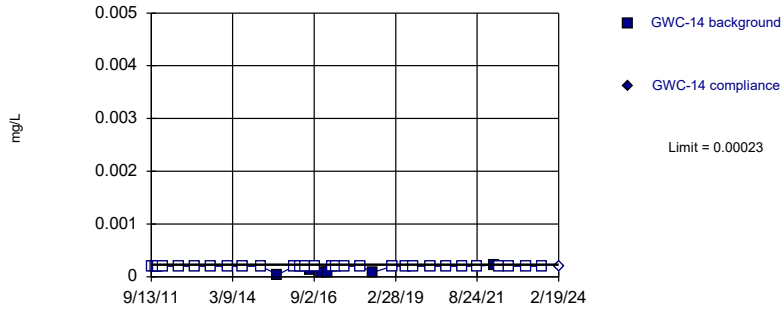

Non-parametric test used in lieu of parametric prediction limit because censored data exceeded 50%. Limit is highest of 35 background values. 82.86% NDs. Well-constituent pair annual alpha = 0.002991. Individual comparison alpha = 0.001497 (1 of 2).

Constituent: Mercury Analysis Run 8/13/2024 10:57 AM View: Appendix I

Plant Wansley Client: Southern Company Data: Wansley Landfill

Sanitas™ v.10.0.20 Software licensed to Groundwater Stats Consulting. UG
Hollow symbols indicate censored values.

Within Limit

Prediction Limit

Intrawell Non-parametric

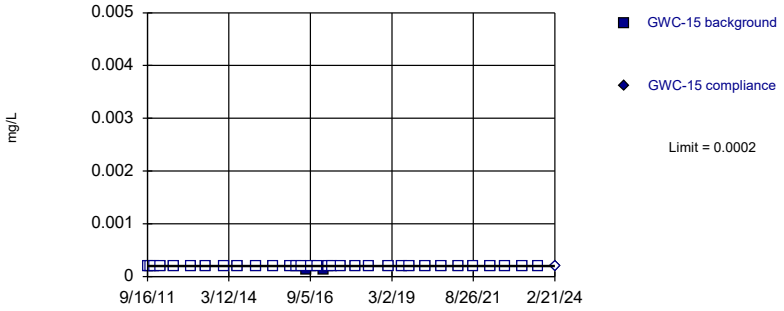

Non-parametric test used in lieu of parametric prediction limit because censored data exceeded 50%. Limit is highest of 34 background values. 94.12% NDs. Well-constituent pair annual alpha = 0.003195. Individual comparison alpha = 0.001599 (1 of 2).

Constituent: Mercury Analysis Run 8/13/2024 10:57 AM View: Appendix I

Plant Wansley Client: Southern Company Data: Wansley Landfill

Sanitas™ v.10.0.20 Software licensed to Groundwater Stats Consulting. UG
Hollow symbols indicate censored values.

Within Limit

Prediction Limit

Intrawell Non-parametric

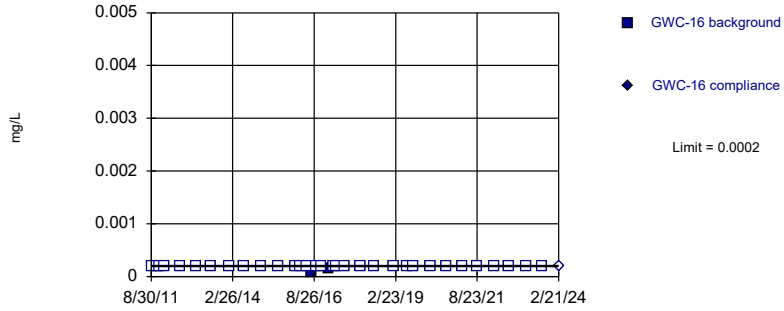

Non-parametric test used in lieu of parametric prediction limit because censored data exceeded 50%. Limit is highest of 34 background values. 94.12% NDs. Well-constituent pair annual alpha = 0.003195. Individual comparison alpha = 0.001599 (1 of 2).

Constituent: Mercury Analysis Run 8/13/2024 10:57 AM View: Appendix I

Plant Wansley Client: Southern Company Data: Wansley Landfill

Sanitas™ v.10.0.20 Software licensed to Groundwater Stats Consulting. UG
Hollow symbols indicate censored values.

Within Limit

Prediction Limit

Intrawell Non-parametric

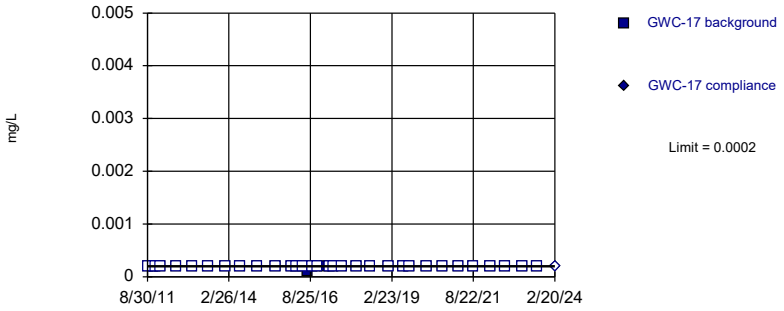

Non-parametric test used in lieu of parametric prediction limit because censored data exceeded 50%. Limit is highest of 34 background values. 94.12% NDs. Well-constituent pair annual alpha = 0.003195. Individual comparison alpha = 0.001599 (1 of 2).

Constituent: Mercury Analysis Run 8/13/2024 10:57 AM View: Appendix I
Plant Wansley Client: Southern Company Data: Wansley Landfill

Sanitas™ v.10.0.20 Software licensed to Groundwater Stats Consulting. UG
Hollow symbols indicate censored values.

Within Limit

Prediction Limit

Intrawell Non-parametric

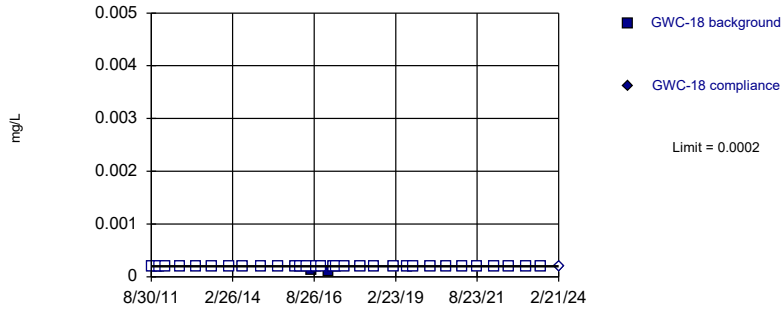

Non-parametric test used in lieu of parametric prediction limit because censored data exceeded 50%. Limit is highest of 34 background values. 94.12% NDs. Well-constituent pair annual alpha = 0.003195. Individual comparison alpha = 0.001599 (1 of 2).

Constituent: Mercury Analysis Run 8/13/2024 10:57 AM View: Appendix I
Plant Wansley Client: Southern Company Data: Wansley Landfill

Sanitas™ v.10.0.20 Software licensed to Groundwater Stats Consulting. UG
Hollow symbols indicate censored values.

Within Limit

Prediction Limit

Intrawell Non-parametric

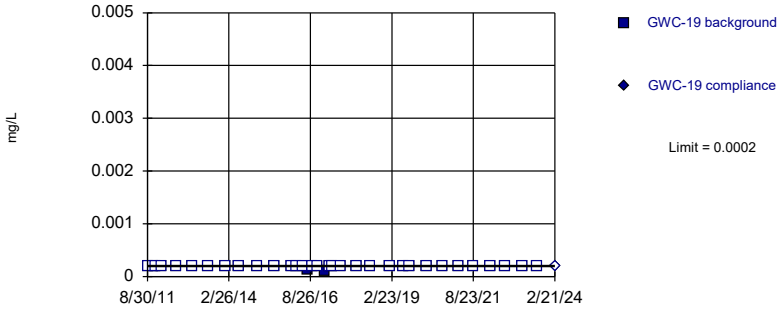

Non-parametric test used in lieu of parametric prediction limit because censored data exceeded 50%. Limit is highest of 34 background values. 94.12% NDs. Well-constituent pair annual alpha = 0.003195. Individual comparison alpha = 0.001599 (1 of 2).

Constituent: Mercury Analysis Run 8/13/2024 10:57 AM View: Appendix I
Plant Wansley Client: Southern Company Data: Wansley Landfill

Sanitas™ v.10.0.20 Software licensed to Groundwater Stats Consulting. UG
Hollow symbols indicate censored values.

Within Limit

Prediction Limit

Intrawell Non-parametric

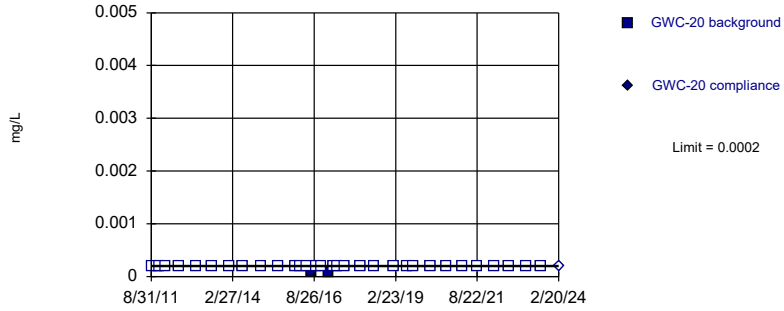

Non-parametric test used in lieu of parametric prediction limit because censored data exceeded 50%. Limit is highest of 34 background values. 94.12% NDs. Well-constituent pair annual alpha = 0.003195. Individual comparison alpha = 0.001599 (1 of 2).

Constituent: Mercury Analysis Run 8/13/2024 10:57 AM View: Appendix I
Plant Wansley Client: Southern Company Data: Wansley Landfill

Sanitas™ v.10.0.20 Software licensed to Groundwater Stats Consulting. UG
Hollow symbols indicate censored values.

Within Limit

Prediction Limit

Intrawell Non-parametric

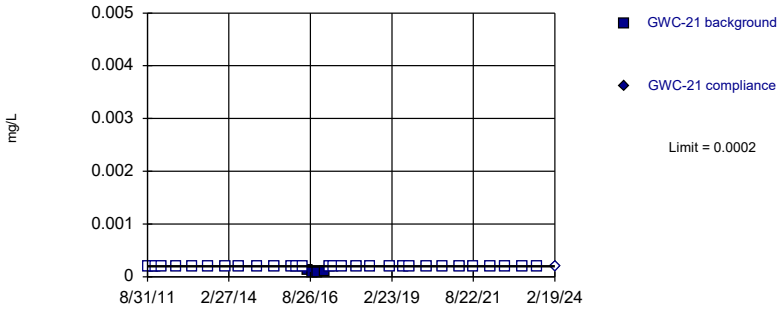

Non-parametric test used in lieu of parametric prediction limit because censored data exceeded 50%. Limit is highest of 34 background values. 88.24% NDs. Well-constituent pair annual alpha = 0.003195. Individual comparison alpha = 0.001599 (1 of 2).

Constituent: Mercury Analysis Run 8/13/2024 10:57 AM View: Appendix I

Plant Wansley Client: Southern Company Data: Wansley Landfill

Sanitas™ v.10.0.20 Software licensed to Groundwater Stats Consulting. UG
Hollow symbols indicate censored values.

Within Limit

Prediction Limit

Intrawell Non-parametric

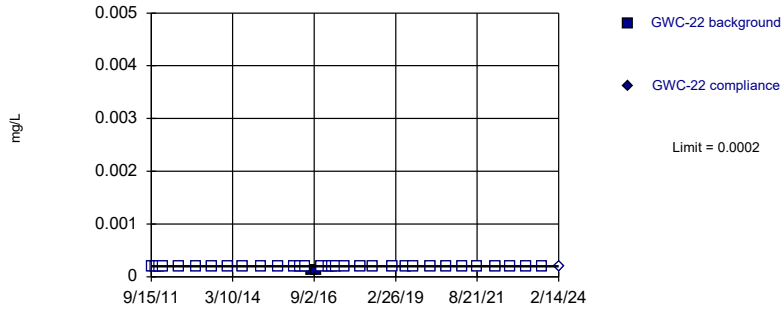

Non-parametric test used in lieu of parametric prediction limit because censored data exceeded 50%. Limit is highest of 34 background values. 94.12% NDs. Well-constituent pair annual alpha = 0.003195. Individual comparison alpha = 0.001599 (1 of 2).

Constituent: Mercury Analysis Run 8/13/2024 10:57 AM View: Appendix I

Plant Wansley Client: Southern Company Data: Wansley Landfill

Sanitas™ v.10.0.20 Software licensed to Groundwater Stats Consulting. UG
Hollow symbols indicate censored values.

Within Limit

Prediction Limit

Intrawell Non-parametric

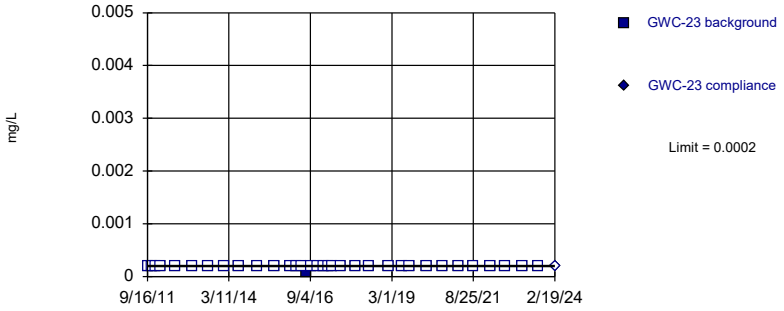

Non-parametric test used in lieu of parametric prediction limit because censored data exceeded 50%. Limit is highest of 34 background values. 97.06% NDs. Well-constituent pair annual alpha = 0.003195. Individual comparison alpha = 0.001599 (1 of 2).

Constituent: Mercury Analysis Run 8/13/2024 10:57 AM View: Appendix I

Plant Wansley Client: Southern Company Data: Wansley Landfill

Sanitas™ v.10.0.20 Software licensed to Groundwater Stats Consulting. UG
Hollow symbols indicate censored values.

Within Limit

Prediction Limit

Intrawell Non-parametric

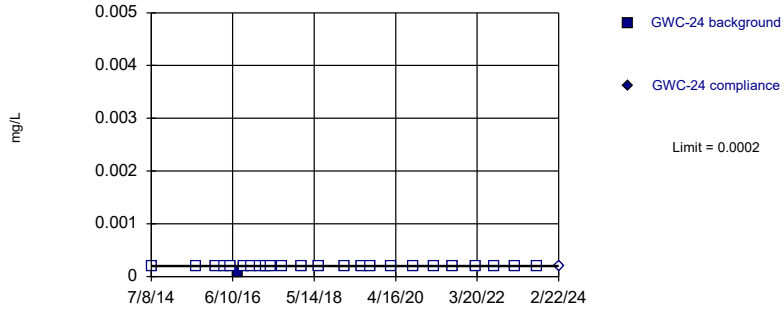

Non-parametric test used in lieu of parametric prediction limit because censored data exceeded 50%. Limit is highest of 25 background values. 96% NDs. Well-constituent pair annual alpha = 0.005656. Individual comparison alpha = 0.002832 (1 of 2).

Constituent: Mercury Analysis Run 8/13/2024 10:57 AM View: Appendix I

Plant Wansley Client: Southern Company Data: Wansley Landfill

Sanitas™ v.10.0.20 Software licensed to Groundwater Stats Consulting. UG
Hollow symbols indicate censored values.

Within Limit

Prediction Limit

Intrawell Non-parametric

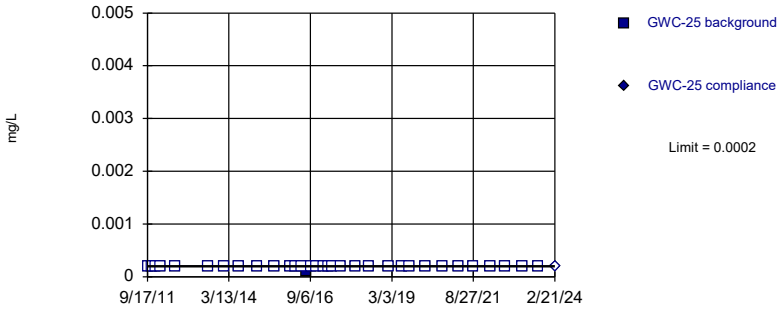

Non-parametric test used in lieu of parametric prediction limit because censored data exceeded 50%. Limit is highest of 33 background values. 96.97% NDs. Well-constituent pair annual alpha = 0.003399. Individual comparison alpha = 0.001701 (1 of 2).

Constituent: Mercury Analysis Run 8/13/2024 10:57 AM View: Appendix I
Plant Wansley Client: Southern Company Data: Wansley Landfill

Sanitas™ v.10.0.20 Software licensed to Groundwater Stats Consulting. UG
Hollow symbols indicate censored values.

Within Limit

Prediction Limit

Intrawell Non-parametric

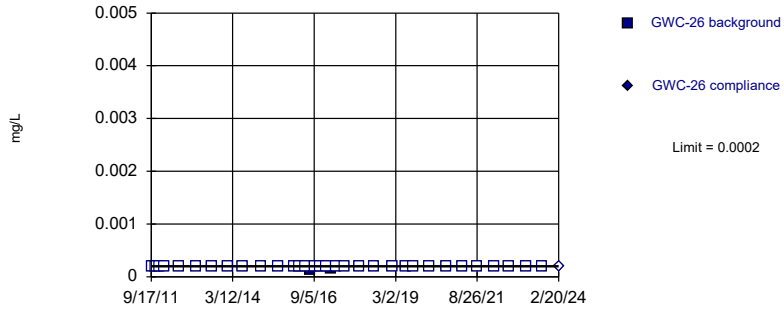

Non-parametric test used in lieu of parametric prediction limit because censored data exceeded 50%. Limit is highest of 34 background values. 94.12% NDs. Well-constituent pair annual alpha = 0.003195. Individual comparison alpha = 0.001599 (1 of 2).

Constituent: Mercury Analysis Run 8/13/2024 10:57 AM View: Appendix I
Plant Wansley Client: Southern Company Data: Wansley Landfill

Sanitas™ v.10.0.20 Software licensed to Groundwater Stats Consulting. UG
Hollow symbols indicate censored values.

Within Limit

Prediction Limit

Intrawell Non-parametric

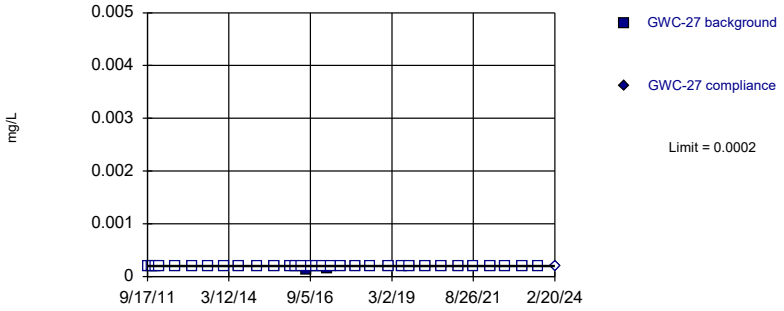

Non-parametric test used in lieu of parametric prediction limit because censored data exceeded 50%. Limit is highest of 34 background values. 94.12% NDs. Well-constituent pair annual alpha = 0.003195. Individual comparison alpha = 0.001599 (1 of 2).

Constituent: Mercury Analysis Run 8/13/2024 10:57 AM View: Appendix I
Plant Wansley Client: Southern Company Data: Wansley Landfill

Sanitas™ v.10.0.20 Software licensed to Groundwater Stats Consulting. UG
Hollow symbols indicate censored values.

Within Limit

Prediction Limit

Intrawell Non-parametric

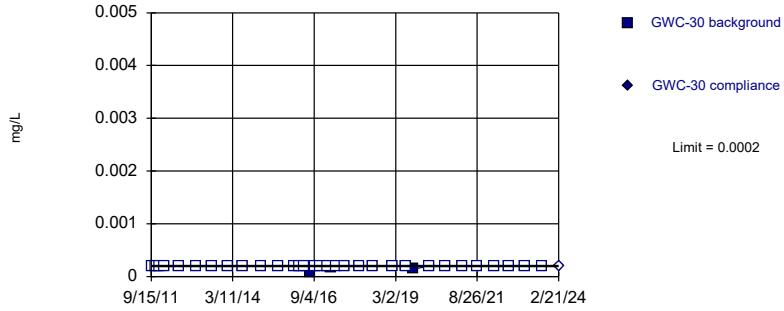

Non-parametric test used in lieu of parametric prediction limit because censored data exceeded 50%. Limit is highest of 34 background values. 91.18% NDs. Well-constituent pair annual alpha = 0.003195. Individual comparison alpha = 0.001599 (1 of 2).

Constituent: Mercury Analysis Run 8/13/2024 10:57 AM View: Appendix I
Plant Wansley Client: Southern Company Data: Wansley Landfill

Sanitas™ v.10.0.20 Software licensed to Groundwater Stats Consulting. UG
Hollow symbols indicate censored values.

Within Limit

Prediction Limit

Intrawell Non-parametric

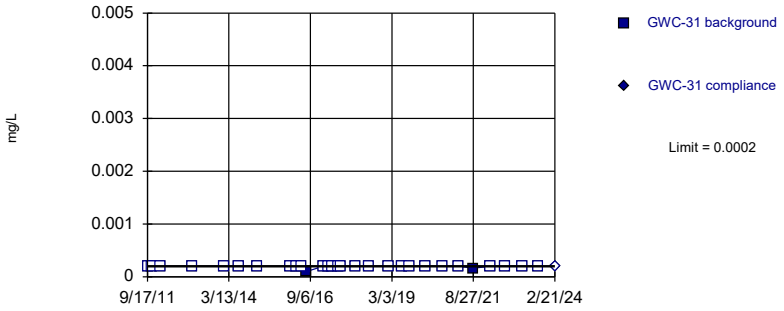

Non-parametric test used in lieu of parametric prediction limit because censored data exceeded 50%. Limit is highest of 29 background values. 93.1% NDs. Well-constituent pair annual alpha = 0.00434. Individual comparison alpha = 0.002172 (1 of 2).

Constituent: Mercury Analysis Run 8/13/2024 10:57 AM View: Appendix I
Plant Wansley Client: Southern Company Data: Wansley Landfill

Sanitas™ v.10.0.20 Software licensed to Groundwater Stats Consulting. UG
Hollow symbols indicate censored values.

Within Limit

Prediction Limit

Intrawell Non-parametric

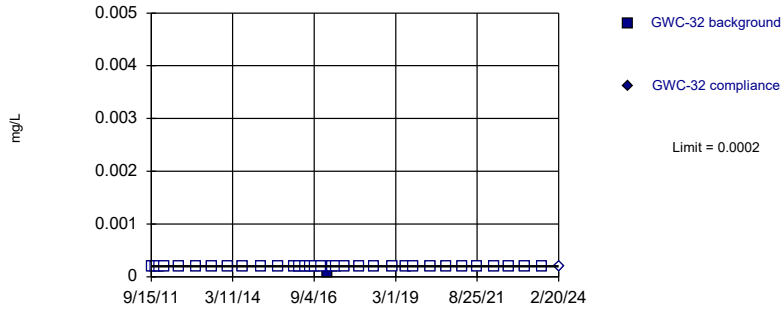

Non-parametric test used in lieu of parametric prediction limit because censored data exceeded 50%. Limit is highest of 34 background values. 97.06% NDs. Well-constituent pair annual alpha = 0.003195. Individual comparison alpha = 0.001599 (1 of 2).

Constituent: Mercury Analysis Run 8/13/2024 10:57 AM View: Appendix I
Plant Wansley Client: Southern Company Data: Wansley Landfill

Sanitas™ v.10.0.20 Software licensed to Groundwater Stats Consulting. UG
Hollow symbols indicate censored values.

Within Limit

Prediction Limit

Intrawell Non-parametric

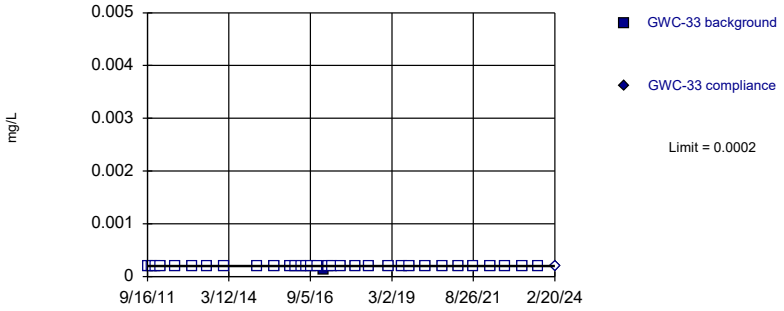

Non-parametric test used in lieu of parametric prediction limit because censored data exceeded 50%. Limit is highest of 33 background values. 96.97% NDs. Well-constituent pair annual alpha = 0.003399. Individual comparison alpha = 0.001701 (1 of 2).

Constituent: Mercury Analysis Run 8/13/2024 10:57 AM View: Appendix I
Plant Wansley Client: Southern Company Data: Wansley Landfill

Sanitas™ v.10.0.20 Software licensed to Groundwater Stats Consulting. UG
Hollow symbols indicate censored values.

Within Limit

Prediction Limit

Intrawell Non-parametric

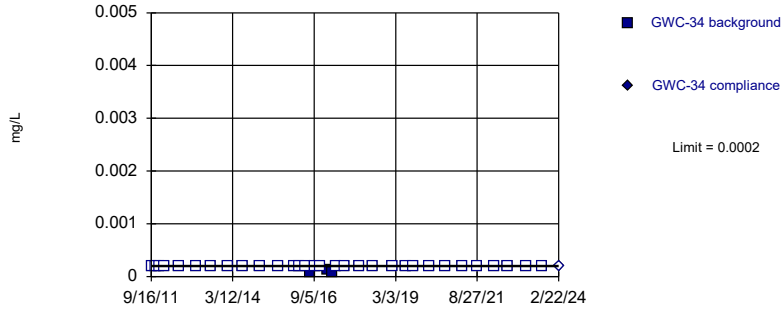

Non-parametric test used in lieu of parametric prediction limit because censored data exceeded 50%. Limit is highest of 34 background values. 91.18% NDs. Well-constituent pair annual alpha = 0.003195. Individual comparison alpha = 0.001599 (1 of 2).

Constituent: Mercury Analysis Run 8/13/2024 10:57 AM View: Appendix I
Plant Wansley Client: Southern Company Data: Wansley Landfill

Sanitas™ v.10.0.20 Software licensed to Groundwater Stats Consulting. UG
Hollow symbols indicate censored values.

Within Limit

Prediction Limit

Intrawell Non-parametric

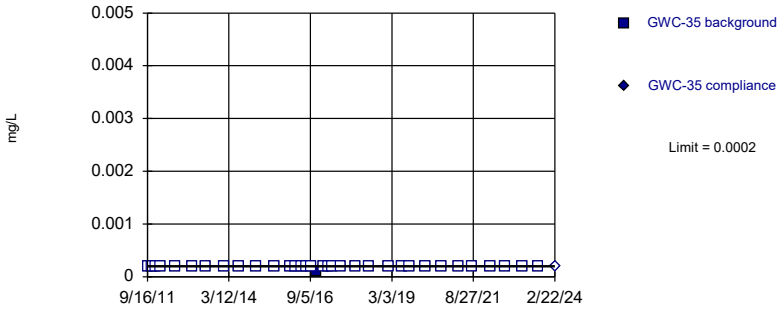

Non-parametric test used in lieu of parametric prediction limit because censored data exceeded 50%. Limit is highest of 34 background values. 97.06% NDs. Well-constituent pair annual alpha = 0.003195. Individual comparison alpha = 0.001599 (1 of 2).

Constituent: Mercury Analysis Run 8/13/2024 10:57 AM View: Appendix I

Plant Wansley Client: Southern Company Data: Wansley Landfill

Sanitas™ v.10.0.20 Software licensed to Groundwater Stats Consulting. UG
Hollow symbols indicate censored values.

Within Limit

Prediction Limit

Intrawell Non-parametric

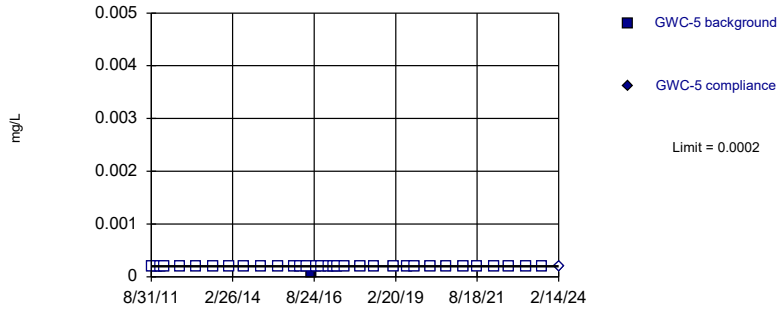

Non-parametric test used in lieu of parametric prediction limit because censored data exceeded 50%. Limit is highest of 34 background values. 97.06% NDs. Well-constituent pair annual alpha = 0.003195. Individual comparison alpha = 0.001599 (1 of 2).

Constituent: Mercury Analysis Run 8/13/2024 10:57 AM View: Appendix I

Plant Wansley Client: Southern Company Data: Wansley Landfill

Sanitas™ v.10.0.20 Software licensed to Groundwater Stats Consulting. UG
Hollow symbols indicate censored values.

Within Limit

Prediction Limit

Intrawell Non-parametric

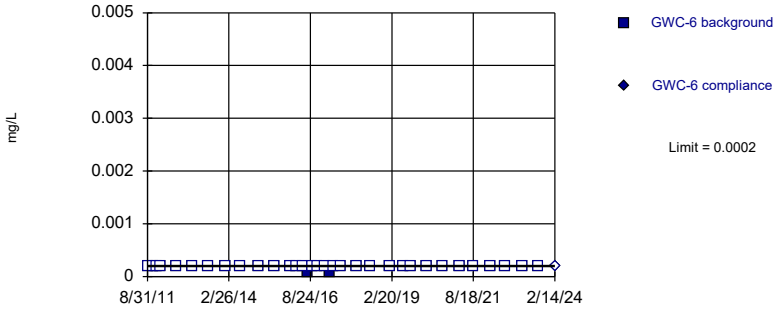

Non-parametric test used in lieu of parametric prediction limit because censored data exceeded 50%. Limit is highest of 34 background values. 94.12% NDs. Well-constituent pair annual alpha = 0.003195. Individual comparison alpha = 0.001599 (1 of 2).

Constituent: Mercury Analysis Run 8/13/2024 10:57 AM View: Appendix I

Plant Wansley Client: Southern Company Data: Wansley Landfill

Sanitas™ v.10.0.20 Software licensed to Groundwater Stats Consulting. UG
Hollow symbols indicate censored values.

Within Limit

Prediction Limit

Intrawell Non-parametric

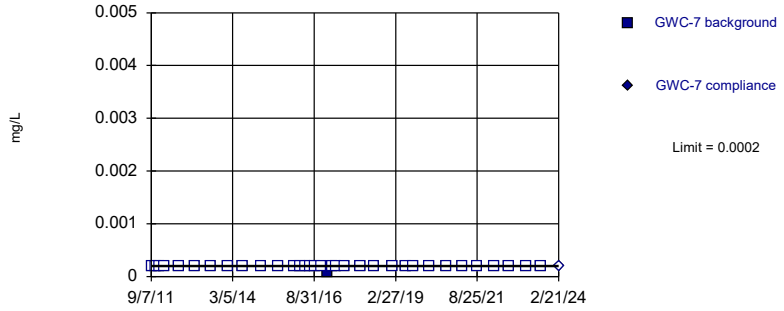

Non-parametric test used in lieu of parametric prediction limit because censored data exceeded 50%. Limit is highest of 34 background values. 97.06% NDs. Well-constituent pair annual alpha = 0.003195. Individual comparison alpha = 0.001599 (1 of 2).

Constituent: Mercury Analysis Run 8/13/2024 10:57 AM View: Appendix I

Plant Wansley Client: Southern Company Data: Wansley Landfill

Sanitas™ v.10.0.20 Software licensed to Groundwater Stats Consulting. UG
Hollow symbols indicate censored values.

Within Limit

Prediction Limit

Intrawell Non-parametric

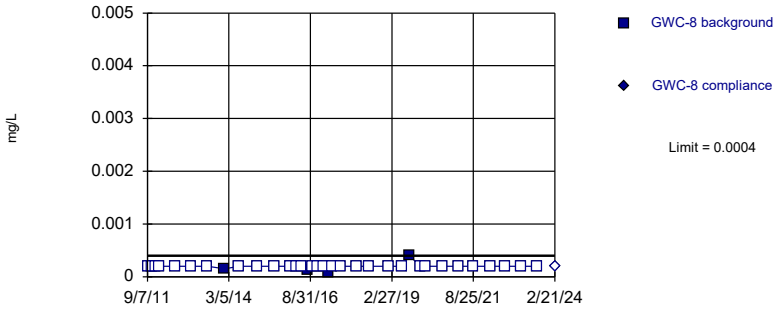

Non-parametric test used in lieu of parametric prediction limit because censored data exceeded 50%. Limit is highest of 35 background values. 88.57% NDs. Well-constituent pair annual alpha = 0.002991. Individual comparison alpha = 0.001497 (1 of 2).

Constituent: Mercury Analysis Run 8/13/2024 10:57 AM View: Appendix I
Plant Wansley Client: Southern Company Data: Wansley Landfill

Sanitas™ v.10.0.20 Software licensed to Groundwater Stats Consulting. UG
Hollow symbols indicate censored values.

Within Limit

Prediction Limit

Intrawell Non-parametric

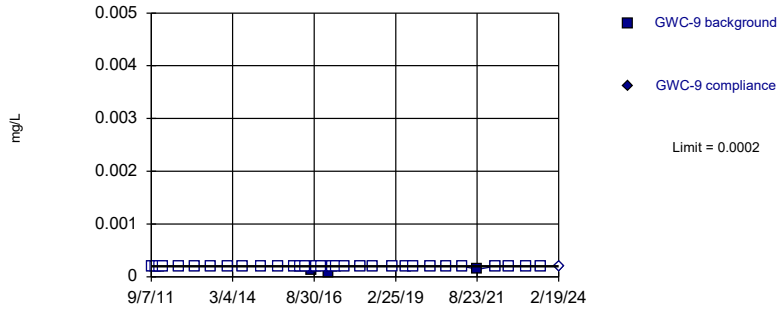

Non-parametric test used in lieu of parametric prediction limit because censored data exceeded 50%. Limit is highest of 34 background values. 91.18% NDs. Well-constituent pair annual alpha = 0.003195. Individual comparison alpha = 0.001599 (1 of 2).

Constituent: Mercury Analysis Run 8/13/2024 10:57 AM View: Appendix I
Plant Wansley Client: Southern Company Data: Wansley Landfill

Sanitas™ v.10.0.20 Software licensed to Groundwater Stats Consulting. UG
Hollow symbols indicate censored values.

Within Limit

Prediction Limit

Intrawell Non-parametric

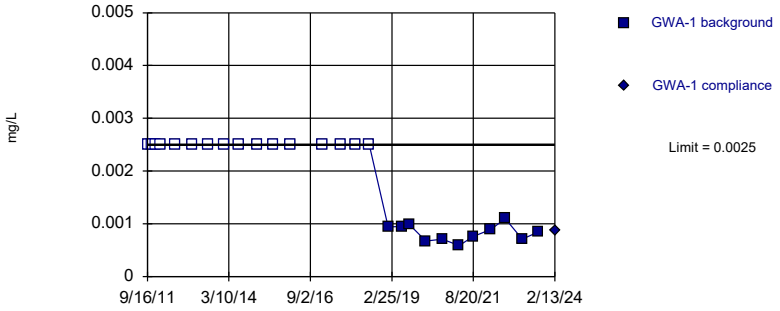

Non-parametric test used in lieu of parametric prediction limit because censored data exceeded 50%. Limit is highest of 27 background values. 59.26% NDs. Well-constituent pair annual alpha = 0.004998. Individual comparison alpha = 0.002502 (1 of 2).

Constituent: Nickel Analysis Run 8/13/2024 10:57 AM View: Appendix I
Plant Wansley Client: Southern Company Data: Wansley Landfill

Sanitas™ v.10.0.20 Software licensed to Groundwater Stats Consulting. UG
Hollow symbols indicate censored values.

Within Limit

Prediction Limit

Intrawell Non-parametric

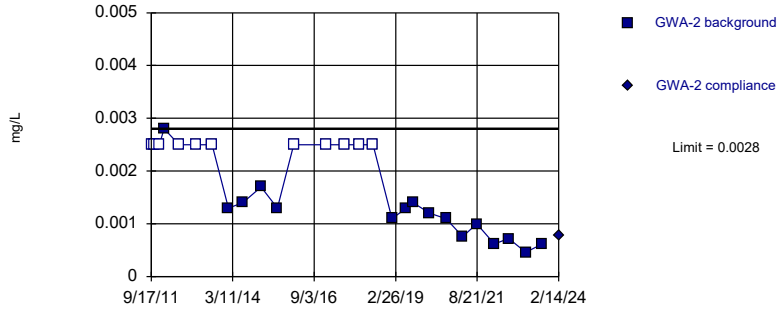

Non-parametric test used in lieu of parametric prediction limit because the Shapiro Wilk normality test showed the data to be non-normal at the 0.01 alpha level. Limit is highest of 27 background values. 40.74% NDs. Well-constituent pair annual alpha = 0.004998. Individual comparison alpha = 0.002502 (1 of 2).

Constituent: Nickel Analysis Run 8/13/2024 10:57 AM View: Appendix I
Plant Wansley Client: Southern Company Data: Wansley Landfill

Sanitas™ v.10.0.20 Software licensed to Groundwater Stats Consulting. UG
Hollow symbols indicate censored values.

Within Limit

Prediction Limit

Intrawell Non-parametric

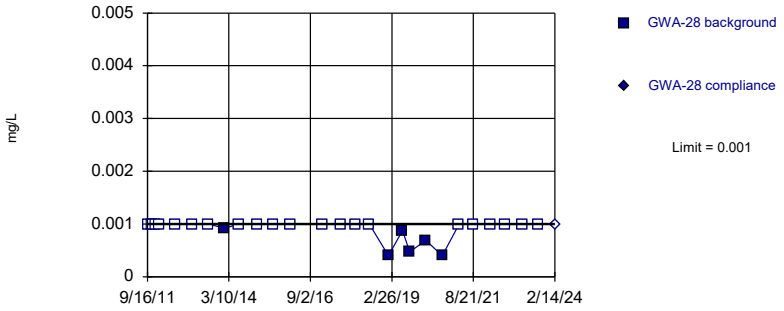

Non-parametric test used in lieu of parametric prediction limit because censored data exceeded 50%. Limit is highest of 27 background values. 77.78% NDs. Well-constituent pair annual alpha = 0.004998. Individual comparison alpha = 0.002502 (1 of 2).

Constituent: Nickel Analysis Run 8/13/2024 10:57 AM View: Appendix I

Plant Wansley Client: Southern Company Data: Wansley Landfill

Sanitas™ v.10.0.20 Software licensed to Groundwater Stats Consulting. UG
Hollow symbols indicate censored values.

Within Limit

Prediction Limit

Intrawell Parametric

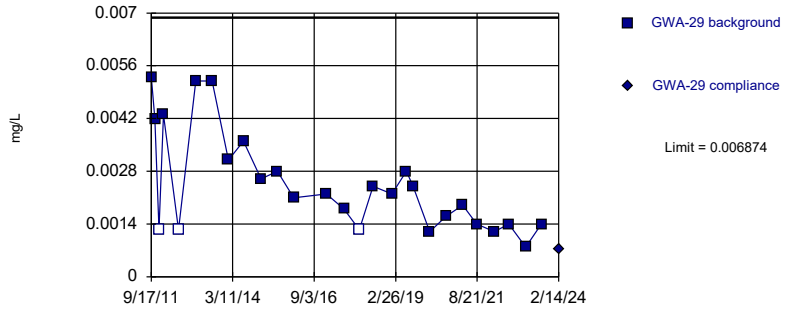

Background Data Summary (based on square root transformation): Mean=0.04812, Std. Dev.=0.01289, n=27, 11.11% NDs. Normality test: Shapiro Wilk @alpha = 0.01, calculated = 0.9222, critical = 0.894. Kappa = 2.699 (c=16, w=29, 1 of 2, event alpha = 0.05132). Report alpha = 0.0001135.

Constituent: Nickel Analysis Run 8/13/2024 10:57 AM View: Appendix I

Plant Wansley Client: Southern Company Data: Wansley Landfill

Sanitas™ v.10.0.20 Software licensed to Groundwater Stats Consulting. UG
Hollow symbols indicate censored values.

Prediction Limit

Intrawell Parametric, GWA-3 (bg)

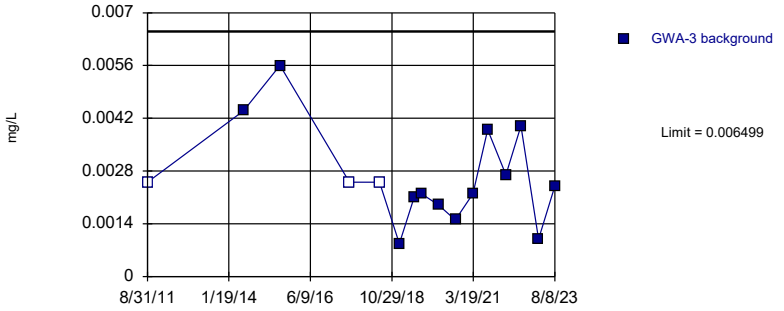

Background Data Summary (after Kaplan-Meier Adjustment): Mean=0.002442, Std. Dev.=0.001328, n=16, 18.75% NDs. Normality test: Shapiro Wilk @alpha = 0.05, calculated = 0.9157, critical = 0.887. Kappa = 3.056 (c=16, w=29, 1 of 2, event alpha = 0.05132). Report alpha = 0.0001135. Assumes 1 future value.

Constituent: Nickel Analysis Run 8/13/2024 10:57 AM View: Appendix I

Plant Wansley Client: Southern Company Data: Wansley Landfill

Sanitas™ v.10.0.20 Software licensed to Groundwater Stats Consulting. UG
Hollow symbols indicate censored values.

Within Limit

Prediction Limit

Intrawell Non-parametric

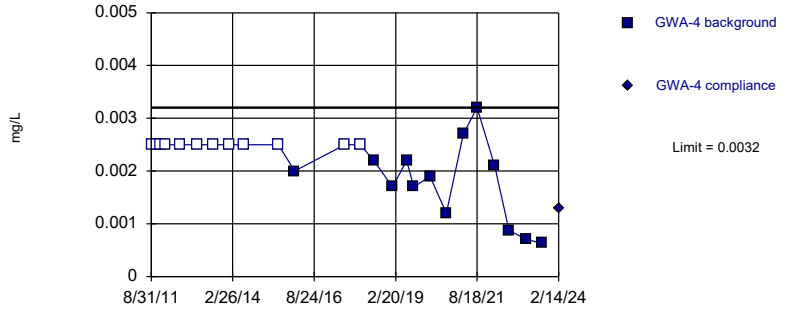

Non-parametric test used in lieu of parametric prediction limit because the Shapiro Wilk normality test showed the data to be non-normal at the 0.01 alpha level. Limit is highest of 25 background values. 48% NDs. Well-constituent pair annual alpha = 0.005656. Individual comparison alpha = 0.002832 (1 of 2).

Constituent: Nickel Analysis Run 8/13/2024 10:57 AM View: Appendix I

Plant Wansley Client: Southern Company Data: Wansley Landfill

Sanitas™ v.10.0.20 Software licensed to Groundwater Stats Consulting. UG

Within Limit

Prediction Limit

Intrawell Parametric

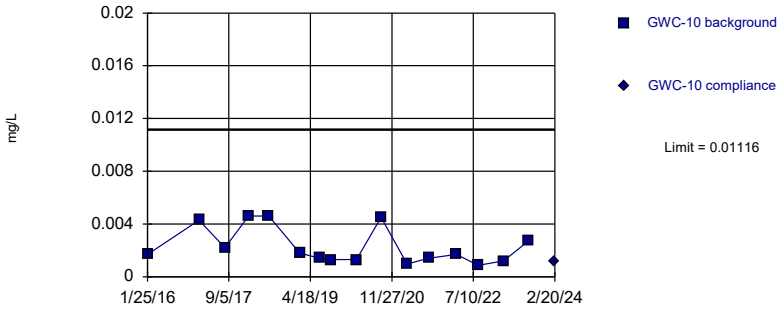

Background Data Summary (based on natural log transformation): Mean=-6.242, Std. Dev.=0.5718, n=16. Normality test: Shapiro Wilk @alpha = 0.05, calculated = 0.8917, critical = 0.887. Kappa = 3.056 (c=16, w=29, 1 of 2, event alpha = 0.05132). Report alpha = 0.0001135.

Constituent: Nickel Analysis Run 8/13/2024 10:57 AM View: Appendix I

Plant Wansley Client: Southern Company Data: Wansley Landfill

Sanitas™ v.10.0.20 Software licensed to Groundwater Stats Consulting. UG

Hollow symbols indicate censored values.

Within Limit

Prediction Limit

Intrawell Non-parametric

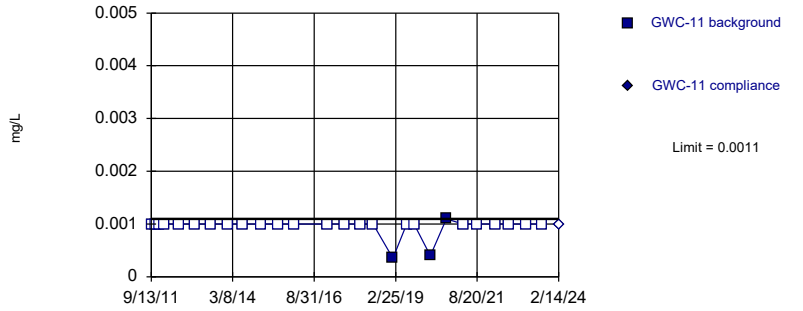

Non-parametric test used in lieu of parametric prediction limit because censored data exceeded 50%. Limit is highest of 27 background values. 88.89% NDs. Well-constituent pair annual alpha = 0.004998. Individual comparison alpha = 0.002502 (1 of 2).

Constituent: Nickel Analysis Run 8/13/2024 10:57 AM View: Appendix I

Plant Wansley Client: Southern Company Data: Wansley Landfill

Sanitas™ v.10.0.20 Software licensed to Groundwater Stats Consulting. UG

Hollow symbols indicate censored values.

Within Limit

Prediction Limit

Intrawell Non-parametric

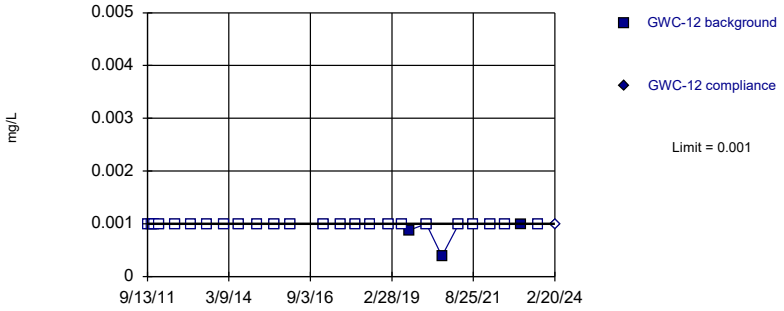

Non-parametric test used in lieu of parametric prediction limit because censored data exceeded 50%. Limit is highest of 27 background values. 88.89% NDs. Well-constituent pair annual alpha = 0.004998. Individual comparison alpha = 0.002502 (1 of 2).

Constituent: Nickel Analysis Run 8/13/2024 10:57 AM View: Appendix I

Plant Wansley Client: Southern Company Data: Wansley Landfill

Sanitas™ v.10.0.20 Software licensed to Groundwater Stats Consulting. UG

Hollow symbols indicate censored values.

Within Limit

Prediction Limit

Intrawell Non-parametric

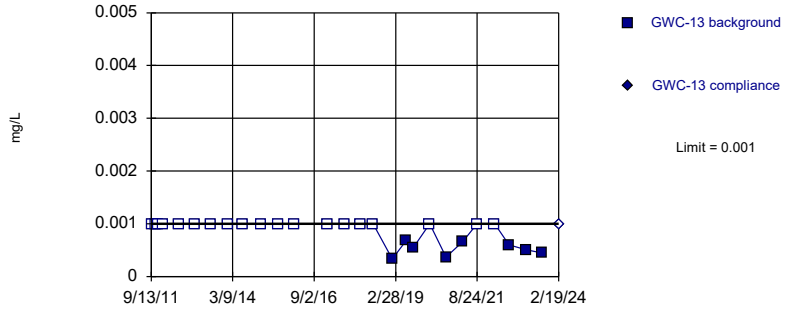

Non-parametric test used in lieu of parametric prediction limit because censored data exceeded 50%. Limit is highest of 27 background values. 70.37% NDs. Well-constituent pair annual alpha = 0.004998. Individual comparison alpha = 0.002502 (1 of 2).

Constituent: Nickel Analysis Run 8/13/2024 10:57 AM View: Appendix I

Plant Wansley Client: Southern Company Data: Wansley Landfill

Sanitas™ v.10.0.20 Software licensed to Groundwater Stats Consulting. UG

Within Limit

Prediction Limit

Intrawell Parametric

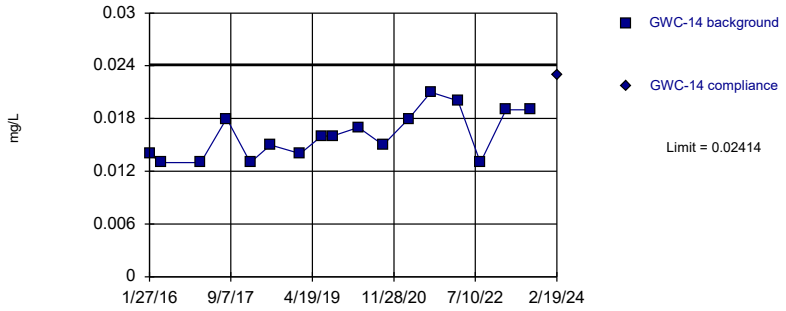

Background Data Summary: Mean=0.01612, Std. Dev.=0.002667, n=17. Normality test: Shapiro Wilk @alpha = 0.05, calculated = 0.9175, critical = 0.892. Kappa = 3.009 (c=16, w=29, 1 of 2, event alpha = 0.05132). Report alpha = 0.0001135.

Constituent: Nickel Analysis Run 8/13/2024 10:57 AM View: Appendix I
Plant Wansley Client: Southern Company Data: Wansley Landfill

Sanitas™ v.10.0.20 Software licensed to Groundwater Stats Consulting. UG
Hollow symbols indicate censored values.

Within Limit

Prediction Limit

Intrawell Non-parametric

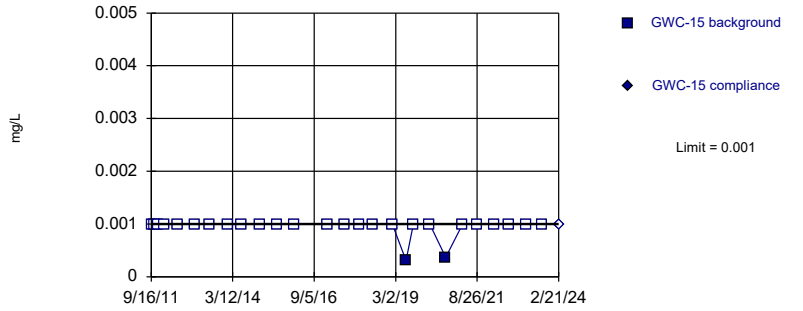

Non-parametric test used in lieu of parametric prediction limit because censored data exceeded 50%. Limit is highest of 27 background values. 92.59% NDs. Well-constituent pair annual alpha = 0.004998. Individual comparison alpha = 0.002502 (1 of 2).

Constituent: Nickel Analysis Run 8/13/2024 10:57 AM View: Appendix I
Plant Wansley Client: Southern Company Data: Wansley Landfill

Sanitas™ v.10.0.20 Software licensed to Groundwater Stats Consulting. UG
Hollow symbols indicate censored values.

Within Limit

Prediction Limit

Intrawell Non-parametric

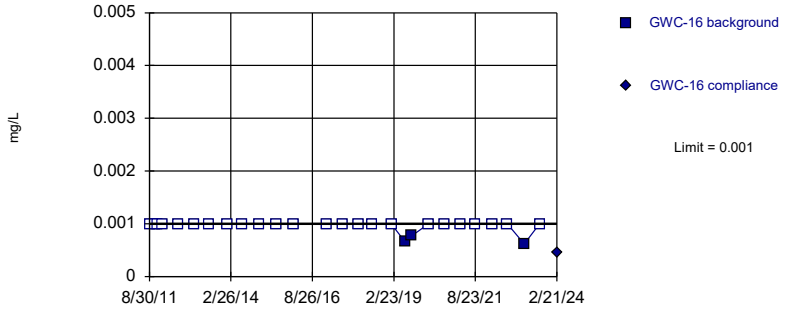

Non-parametric test used in lieu of parametric prediction limit because censored data exceeded 50%. Limit is highest of 27 background values. 88.89% NDs. Well-constituent pair annual alpha = 0.004998. Individual comparison alpha = 0.002502 (1 of 2).

Constituent: Nickel Analysis Run 8/13/2024 10:58 AM View: Appendix I
Plant Wansley Client: Southern Company Data: Wansley Landfill

Sanitas™ v.10.0.20 Software licensed to Groundwater Stats Consulting. UG
Hollow symbols indicate censored values.

Within Limit

Prediction Limit

Intrawell Non-parametric

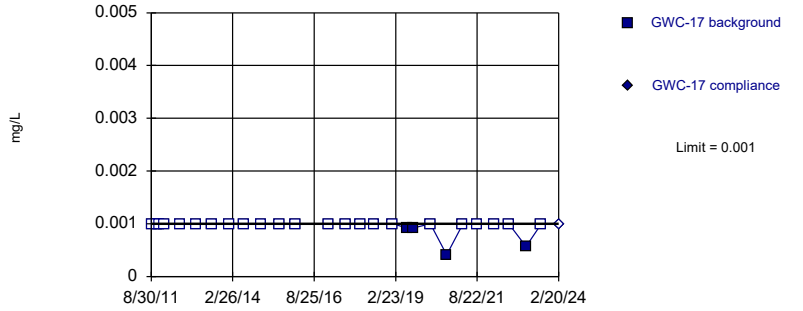

Non-parametric test used in lieu of parametric prediction limit because censored data exceeded 50%. Limit is highest of 27 background values. 85.19% NDs. Well-constituent pair annual alpha = 0.004998. Individual comparison alpha = 0.002502 (1 of 2).

Constituent: Nickel Analysis Run 8/13/2024 10:58 AM View: Appendix I
Plant Wansley Client: Southern Company Data: Wansley Landfill

Sanitas™ v.10.0.20 Software licensed to Groundwater Stats Consulting. UG
Hollow symbols indicate censored values.

Within Limit

Prediction Limit

Intrawell Non-parametric

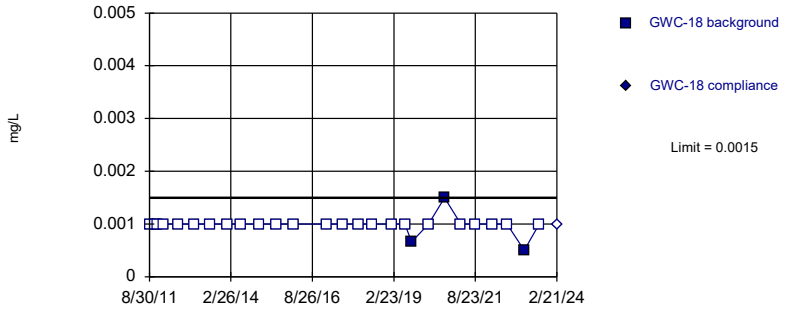

Non-parametric test used in lieu of parametric prediction limit because censored data exceeded 50%. Limit is highest of 27 background values. 88.89% NDs. Well-constituent pair annual alpha = 0.004998. Individual comparison alpha = 0.002502 (1 of 2).

Constituent: Nickel Analysis Run 8/13/2024 10:58 AM View: Appendix I
Plant Wansley Client: Southern Company Data: Wansley Landfill

Sanitas™ v.10.0.20 Software licensed to Groundwater Stats Consulting. UG
Hollow symbols indicate censored values.

Within Limit

Prediction Limit

Intrawell Non-parametric

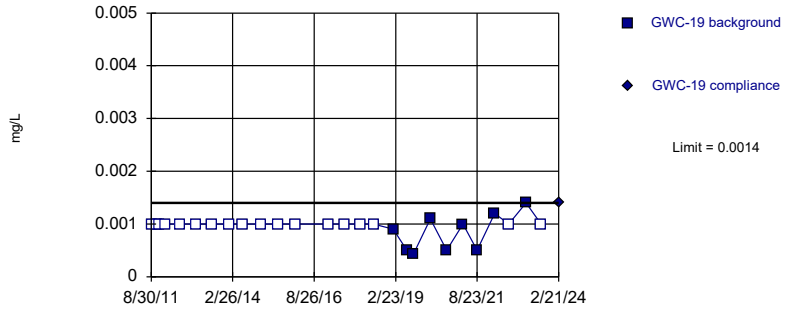

Non-parametric test used in lieu of parametric prediction limit because censored data exceeded 50%. Limit is highest of 27 background values. 66.67% NDs. Well-constituent pair annual alpha = 0.004998. Individual comparison alpha = 0.002502 (1 of 2).

Constituent: Nickel Analysis Run 8/13/2024 10:58 AM View: Appendix I
Plant Wansley Client: Southern Company Data: Wansley Landfill

Sanitas™ v.10.0.20 Software licensed to Groundwater Stats Consulting. UG
Hollow symbols indicate censored values.

Within Limit

Prediction Limit

Intrawell Non-parametric

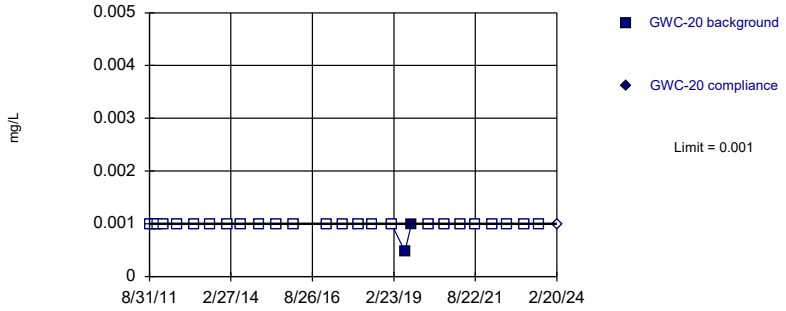

Non-parametric test used in lieu of parametric prediction limit because censored data exceeded 50%. Limit is highest of 27 background values. 92.59% NDs. Well-constituent pair annual alpha = 0.004998. Individual comparison alpha = 0.002502 (1 of 2).

Constituent: Nickel Analysis Run 8/13/2024 10:58 AM View: Appendix I
Plant Wansley Client: Southern Company Data: Wansley Landfill

Sanitas™ v.10.0.20 Software licensed to Groundwater Stats Consulting. UG
Hollow symbols indicate censored values.

Within Limit

Prediction Limit

Intrawell Non-parametric

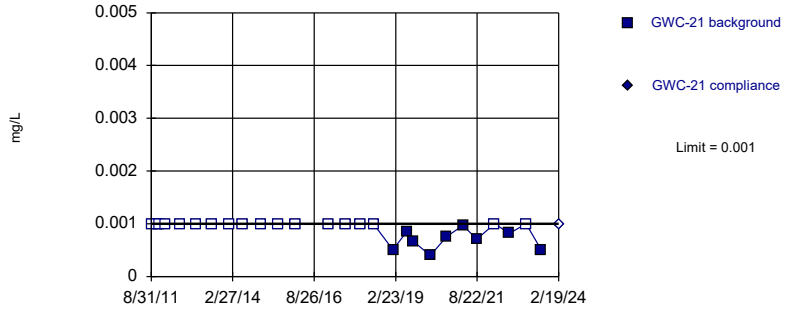

Non-parametric test used in lieu of parametric prediction limit because censored data exceeded 50%. Limit is highest of 27 background values. 66.67% NDs. Well-constituent pair annual alpha = 0.004998. Individual comparison alpha = 0.002502 (1 of 2).

Constituent: Nickel Analysis Run 8/13/2024 10:58 AM View: Appendix I
Plant Wansley Client: Southern Company Data: Wansley Landfill

Sanitas™ v.10.0.20 Software licensed to Groundwater Stats Consulting. UG
Hollow symbols indicate censored values.

Within Limit

Prediction Limit

Intrawell Non-parametric

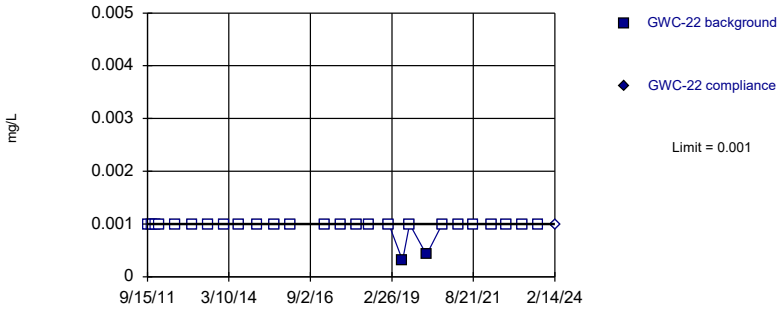

Non-parametric test used in lieu of parametric prediction limit because censored data exceeded 50%. Limit is highest of 27 background values. 92.59% NDs. Well-constituent pair annual alpha = 0.004998. Individual comparison alpha = 0.002502 (1 of 2).

Constituent: Nickel Analysis Run 8/13/2024 10:58 AM View: Appendix I
Plant Wansley Client: Southern Company Data: Wansley Landfill

Sanitas™ v.10.0.20 Software licensed to Groundwater Stats Consulting. UG
Hollow symbols indicate censored values.

Within Limit

Prediction Limit

Intrawell Non-parametric

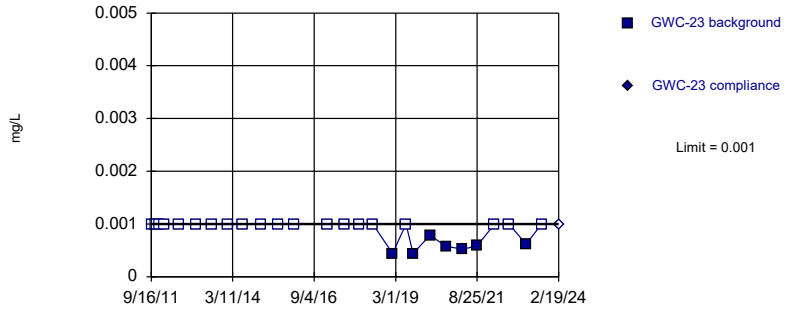

Non-parametric test used in lieu of parametric prediction limit because censored data exceeded 50%. Limit is highest of 27 background values. 74.07% NDs. Well-constituent pair annual alpha = 0.004998. Individual comparison alpha = 0.002502 (1 of 2).

Constituent: Nickel Analysis Run 8/13/2024 10:58 AM View: Appendix I
Plant Wansley Client: Southern Company Data: Wansley Landfill

Sanitas™ v.10.0.20 Software licensed to Groundwater Stats Consulting. UG
Hollow symbols indicate censored values.

Within Limit

Prediction Limit

Intrawell Parametric

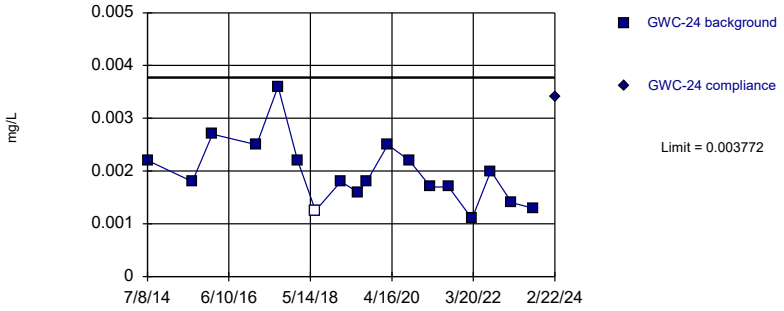

Background Data Summary: Mean=0.001964, Std. Dev.=0.0006102, n=18, 5.556% NDs. Normality test: Shapiro Wilk @alpha = 0.05, calculated = 0.9325, critical = 0.897. Kappa = 2.963 (c=16, w=29, 1 of 2, event alpha = 0.05132). Report alpha = 0.0001135.

Constituent: Nickel Analysis Run 8/13/2024 10:58 AM View: Appendix I
Plant Wansley Client: Southern Company Data: Wansley Landfill

Sanitas™ v.10.0.20 Software licensed to Groundwater Stats Consulting. UG
Hollow symbols indicate censored values.

Within Limit

Prediction Limit

Intrawell Parametric

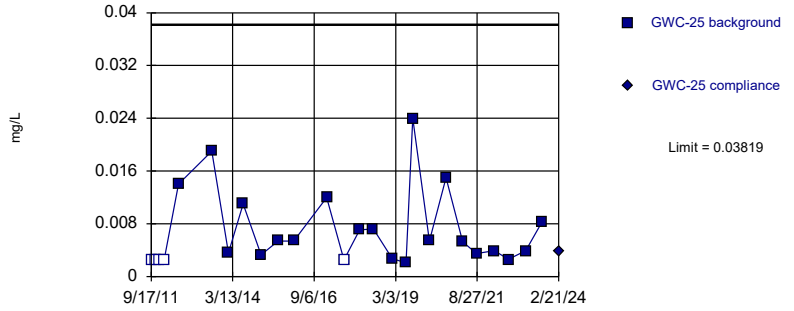

Background Data Summary (based on natural log transformation) (after Kaplan-Meier Adjustment): Mean=-5.363, Std. Dev.=0.7725, n=26, 19.23% NDs. Normality test: Shapiro Wilk @alpha = 0.01, calculated = 0.9087, critical = 0.891. Kappa = 2.716 (c=16, w=29, 1 of 2, event alpha = 0.05132). Report alpha = 0.0001135.

Constituent: Nickel Analysis Run 8/13/2024 10:58 AM View: Appendix I
Plant Wansley Client: Southern Company Data: Wansley Landfill

Sanitas™ v.10.0.20 Software licensed to Groundwater Stats Consulting. UG
Hollow symbols indicate censored values.

Within Limit

Prediction Limit

Intrawell Non-parametric

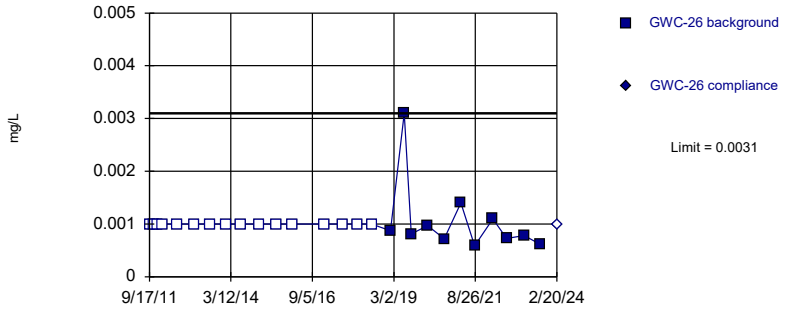

Non-parametric test used in lieu of parametric prediction limit because censored data exceeded 50%. Limit is highest of 27 background values. 59.26% NDs. Well-constituent pair annual alpha = 0.004998. Individual comparison alpha = 0.002502 (1 of 2).

Constituent: Nickel Analysis Run 8/13/2024 10:58 AM View: Appendix I
Plant Wansley Client: Southern Company Data: Wansley Landfill

Sanitas™ v.10.0.20 Software licensed to Groundwater Stats Consulting. UG
Hollow symbols indicate censored values.

Within Limit

Prediction Limit

Intrawell Non-parametric

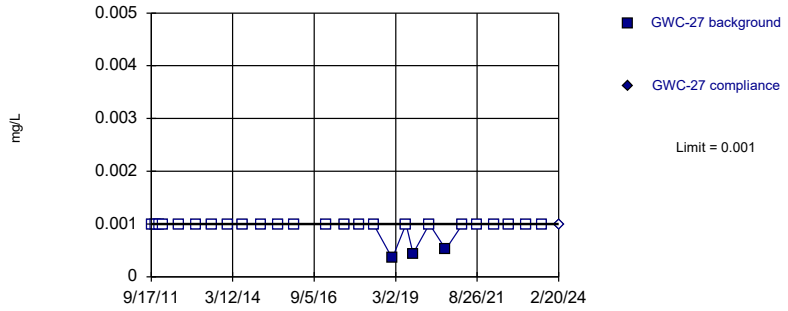

Non-parametric test used in lieu of parametric prediction limit because censored data exceeded 50%. Limit is highest of 27 background values. 88.89% NDs. Well-constituent pair annual alpha = 0.004998. Individual comparison alpha = 0.002502 (1 of 2).

Constituent: Nickel Analysis Run 8/13/2024 10:58 AM View: Appendix I
Plant Wansley Client: Southern Company Data: Wansley Landfill

Sanitas™ v.10.0.20 Software licensed to Groundwater Stats Consulting. UG
Hollow symbols indicate censored values.

Within Limit

Prediction Limit

Intrawell Parametric

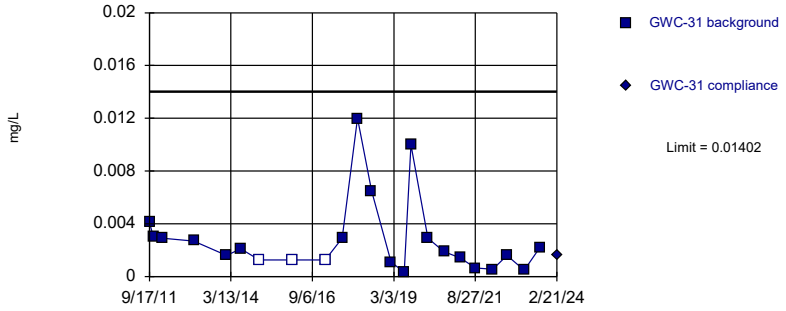

Background Data Summary (based on cube root transformation): Mean=0.1292, Std. Dev.=0.04014, n=23, 13.04% NDs. Normality test: Shapiro Wilk @alpha = 0.01, calculated = 0.9209, critical = 0.881. Kappa = 2.787 (c=16, w=29, 1 of 2, event alpha = 0.05132). Report alpha = 0.0001135.

Constituent: Nickel Analysis Run 8/13/2024 10:58 AM View: Appendix I
Plant Wansley Client: Southern Company Data: Wansley Landfill

Sanitas™ v.10.0.20 Software licensed to Groundwater Stats Consulting. UG
Hollow symbols indicate censored values.

Within Limit

Prediction Limit

Intrawell Non-parametric

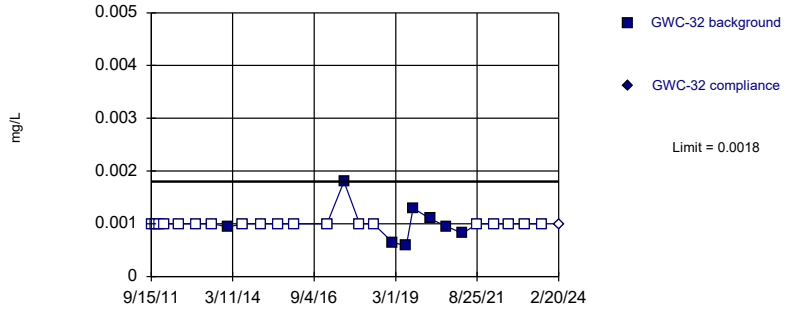

Non-parametric test used in lieu of parametric prediction limit because censored data exceeded 50%. Limit is highest of 27 background values. 70.37% NDs. Well-constituent pair annual alpha = 0.004998. Individual comparison alpha = 0.002502 (1 of 2).

Constituent: Nickel Analysis Run 8/13/2024 10:58 AM View: Appendix I
Plant Wansley Client: Southern Company Data: Wansley Landfill

Sanitas™ v.10.0.20 Software licensed to Groundwater Stats Consulting. UG
Hollow symbols indicate censored values.

Within Limit

Prediction Limit

Intrawell Non-parametric

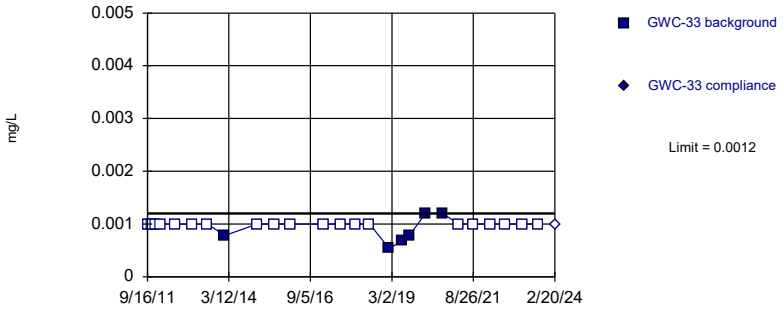

Non-parametric test used in lieu of parametric prediction limit because censored data exceeded 50%. Limit is highest of 26 background values. 76.92% NDs. Well-constituent pair annual alpha = 0.005327. Individual comparison alpha = 0.002667 (1 of 2).

Constituent: Nickel Analysis Run 8/13/2024 10:58 AM View: Appendix I
Plant Wansley Client: Southern Company Data: Wansley Landfill

Sanitas™ v.10.0.20 Software licensed to Groundwater Stats Consulting. UG
Hollow symbols indicate censored values.

Within Limit

Prediction Limit

Intrawell Non-parametric

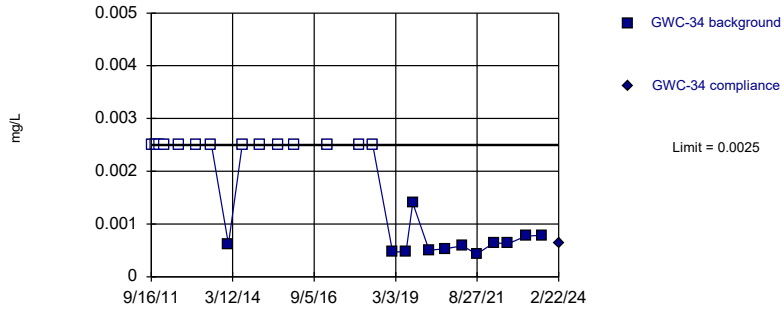

Non-parametric test used in lieu of parametric prediction limit because censored data exceeded 50%. Limit is highest of 26 background values. 53.85% NDs. Well-constituent pair annual alpha = 0.005327. Individual comparison alpha = 0.002667 (1 of 2).

Constituent: Nickel Analysis Run 8/13/2024 10:58 AM View: Appendix I
Plant Wansley Client: Southern Company Data: Wansley Landfill

Sanitas™ v.10.0.20 Software licensed to Groundwater Stats Consulting. UG
Hollow symbols indicate censored values.

Within Limit

Prediction Limit

Intrawell Parametric

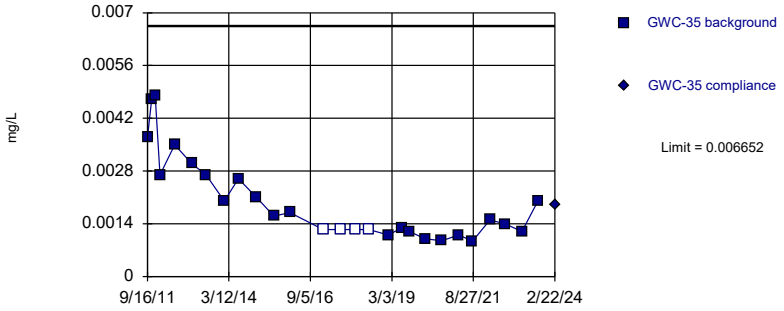

Background Data Summary (based on natural log transformation): Mean=-6.345, Std. Dev.=0.4938, n=27, 14.81% NDs. Normality test: Shapiro Wilk @alpha = 0.01, calculated = 0.9075, critical = 0.894. Kappa = 2.699 (c=16, w=29, 1 of 2, event alpha = 0.05132). Report alpha = 0.0001135.

Constituent: Nickel Analysis Run 8/13/2024 10:58 AM View: Appendix I
Plant Wansley Client: Southern Company Data: Wansley Landfill

Sanitas™ v.10.0.20 Software licensed to Groundwater Stats Consulting. UG
Hollow symbols indicate censored values.

Within Limit

Prediction Limit

Intrawell Parametric

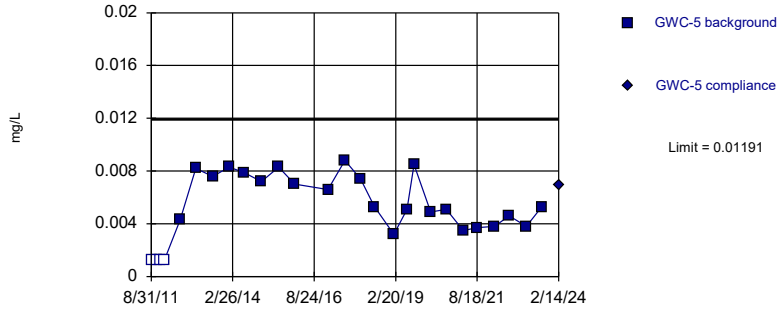

Background Data Summary: Mean=0.005311, Std. Dev.=0.002446, n=27, 14.81% NDs. Normality test: Shapiro Wilk @alpha = 0.01, calculated = 0.9205, critical = 0.894. Kappa = 2.699 (c=16, w=29, 1 of 2, event alpha = 0.05132). Report alpha = 0.0001135.

Constituent: Nickel Analysis Run 8/13/2024 10:58 AM View: Appendix I
Plant Wansley Client: Southern Company Data: Wansley Landfill

Sanitas™ v.10.0.20 Software licensed to Groundwater Stats Consulting. UG
Hollow symbols indicate censored values.

Within Limit

Prediction Limit

Intrawell Parametric

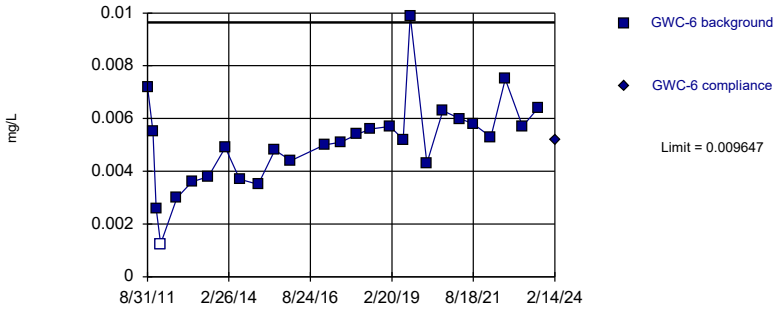

Background Data Summary: Mean=0.005091, Std. Dev.=0.001688, n=27, 3.704% NDs. Normality test: Shapiro Wilk @alpha = 0.01, calculated = 0.9651, critical = 0.894. Kappa = 2.699 (c=16, w=29, 1 of 2, event alpha = 0.05132). Report alpha = 0.0001135.

Constituent: Nickel Analysis Run 8/13/2024 10:58 AM View: Appendix I
Plant Wansley Client: Southern Company Data: Wansley Landfill

Sanitas™ v.10.0.20 Software licensed to Groundwater Stats Consulting. UG
Hollow symbols indicate censored values.

Within Limit

Prediction Limit

Intrawell Parametric

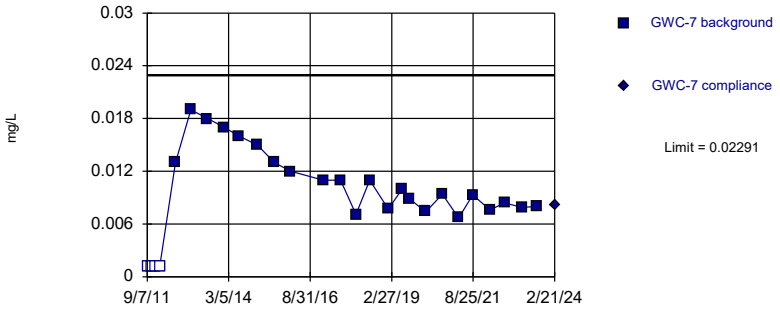

Background Data Summary: Mean=0.009607, Std. Dev.=0.004931, n=27, 14.81% NDs. Normality test: Shapiro Wilk @alpha = 0.01, calculated = 0.9439, critical = 0.894. Kappa = 2.699 (c=16, w=29, 1 of 2, event alpha = 0.05132). Report alpha = 0.0001135.

Constituent: Nickel Analysis Run 8/13/2024 10:58 AM View: Appendix I
Plant Wansley Client: Southern Company Data: Wansley Landfill

Sanitas™ v.10.0.20 Software licensed to Groundwater Stats Consulting. UG
Hollow symbols indicate censored values.

Within Limit

Prediction Limit

Intrawell Parametric

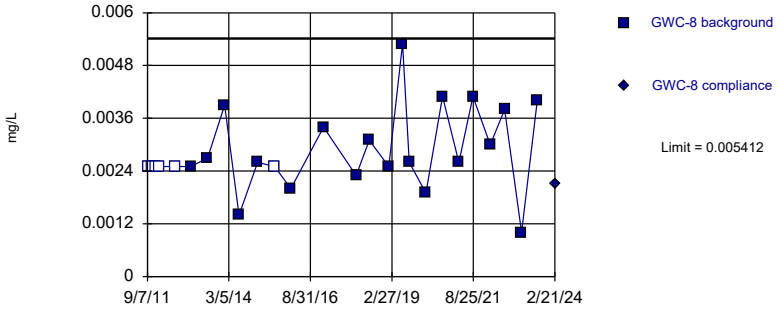

Background Data Summary (after Kaplan-Meier Adjustment): Mean=0.002497, Std. Dev.=0.001074, n=26, 23.08% NDs. Normality test: Shapiro Wilk @alpha = 0.01, calculated = 0.9221, critical = 0.891. Kappa = 2.716 (c=16, w=29, 1 of 2, event alpha = 0.05132). Report alpha = 0.0001135.

Constituent: Nickel Analysis Run 8/13/2024 10:58 AM View: Appendix I
Plant Wansley Client: Southern Company Data: Wansley Landfill

Sanitas™ v.10.0.20 Software licensed to Groundwater Stats Consulting. UG
Hollow symbols indicate censored values.

Within Limit

Prediction Limit

Intrawell Parametric

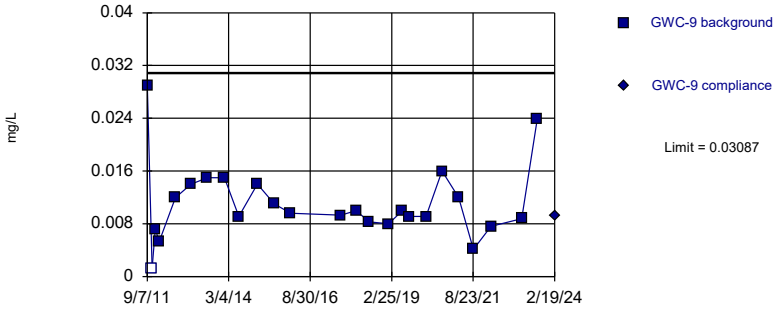

Background Data Summary (based on square root transformation): Mean=0.1023, Std. Dev.=0.02688, n=25, 4% NDs. Normality test: Shapiro Wilk @alpha = 0.01, calculated = 0.9406, critical = 0.888. Kappa = 2.733 (c=16, w=29, 1 of 2, event alpha = 0.05132). Report alpha = 0.0001135.

Constituent: Nickel Analysis Run 8/13/2024 10:58 AM View: Appendix I
Plant Wansley Client: Southern Company Data: Wansley Landfill

Sanitas™ v.10.0.20 Software licensed to Groundwater Stats Consulting. UG
Hollow symbols indicate censored values.

Within Limit

Prediction Limit

Intrawell Non-parametric

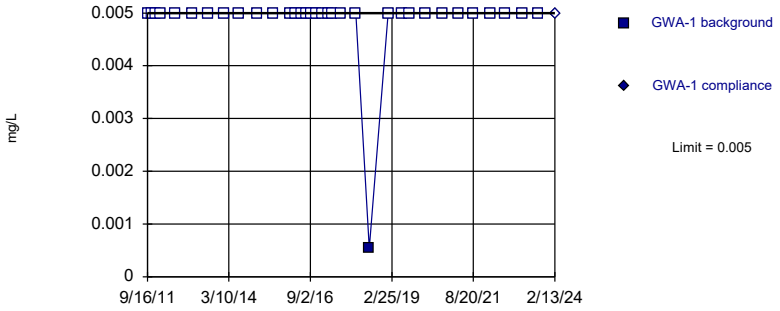

Non-parametric test used in lieu of parametric prediction limit because censored data exceeded 50%. Limit is highest of 34 background values. 97.06% NDs. Well-constituent pair annual alpha = 0.003195. Individual comparison alpha = 0.001599 (1 of 2).

Constituent: Selenium Analysis Run 8/13/2024 10:58 AM View: Appendix I

Plant Wansley Client: Southern Company Data: Wansley Landfill

Sanitas™ v.10.0.20 Software licensed to Groundwater Stats Consulting. UG
Hollow symbols indicate censored values.

Within Limit

Prediction Limit

Intrawell Non-parametric

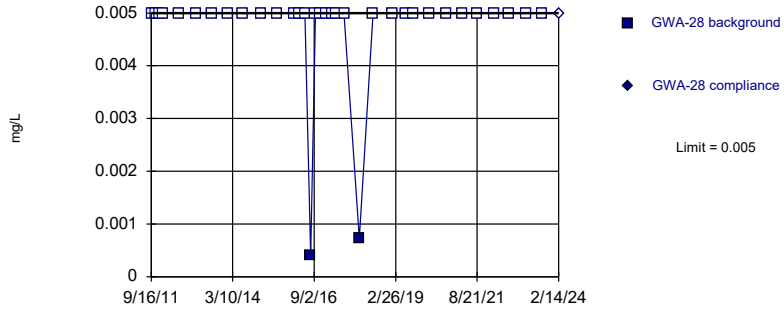

Non-parametric test used in lieu of parametric prediction limit because censored data exceeded 50%. Limit is highest of 34 background values. 94.12% NDs. Well-constituent pair annual alpha = 0.003195. Individual comparison alpha = 0.001599 (1 of 2).

Constituent: Selenium Analysis Run 8/13/2024 10:58 AM View: Appendix I

Plant Wansley Client: Southern Company Data: Wansley Landfill

Sanitas™ v.10.0.20 Software licensed to Groundwater Stats Consulting. UG
Hollow symbols indicate censored values.

Within Limit

Prediction Limit

Intrawell Non-parametric

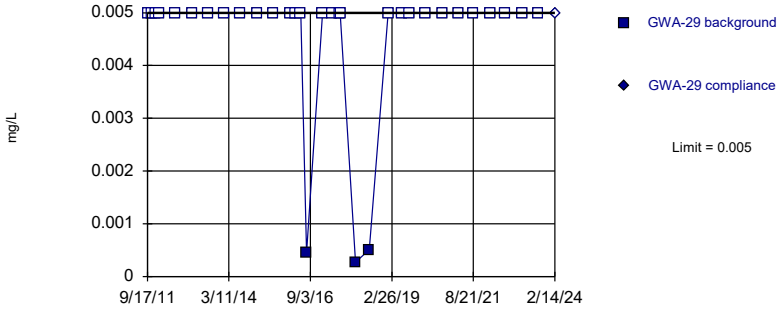

Non-parametric test used in lieu of parametric prediction limit because censored data exceeded 50%. Limit is highest of 32 background values. 90.63% NDs. Well-constituent pair annual alpha = 0.003603. Individual comparison alpha = 0.001803 (1 of 2).

Constituent: Selenium Analysis Run 8/13/2024 10:58 AM View: Appendix I

Plant Wansley Client: Southern Company Data: Wansley Landfill

Sanitas™ v.10.0.20 Software licensed to Groundwater Stats Consulting. UG
Hollow symbols indicate censored values.

Within Limit

Prediction Limit

Intrawell Non-parametric

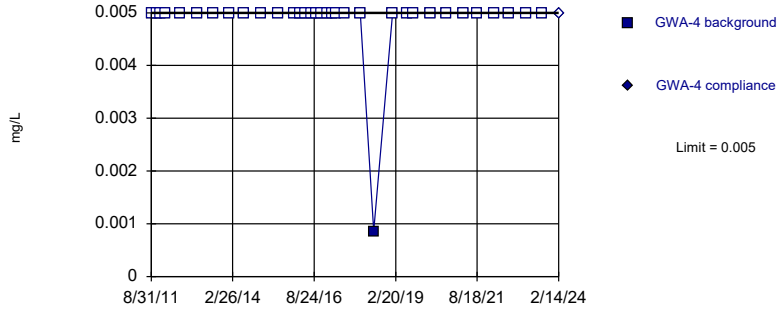

Non-parametric test used in lieu of parametric prediction limit because censored data exceeded 50%. Limit is highest of 34 background values. 97.06% NDs. Well-constituent pair annual alpha = 0.003195. Individual comparison alpha = 0.001599 (1 of 2).

Constituent: Selenium Analysis Run 8/13/2024 10:58 AM View: Appendix I

Plant Wansley Client: Southern Company Data: Wansley Landfill

Sanitas™ v.10.0.20 Software licensed to Groundwater Stats Consulting. UG
Hollow symbols indicate censored values.

Within Limit

Prediction Limit

Intrawell Non-parametric

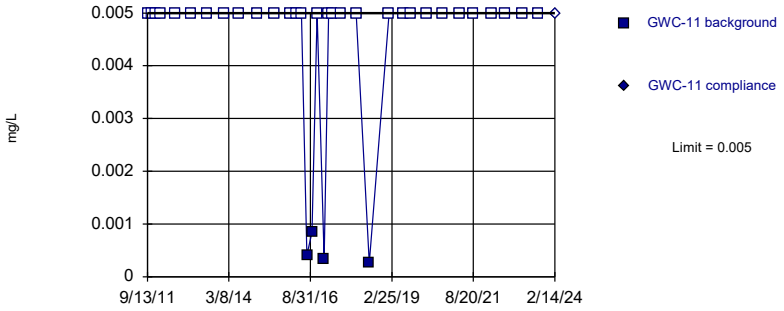

Non-parametric test used in lieu of parametric prediction limit because censored data exceeded 50%. Limit is highest of 34 background values. 88.24% NDs. Well-constituent pair annual alpha = 0.003195. Individual comparison alpha = 0.001599 (1 of 2).

Constituent: Selenium Analysis Run 8/13/2024 10:58 AM View: Appendix I

Plant Wansley Client: Southern Company Data: Wansley Landfill

Sanitas™ v.10.0.20 Software licensed to Groundwater Stats Consulting. UG
Hollow symbols indicate censored values.

Within Limit

Prediction Limit

Intrawell Non-parametric

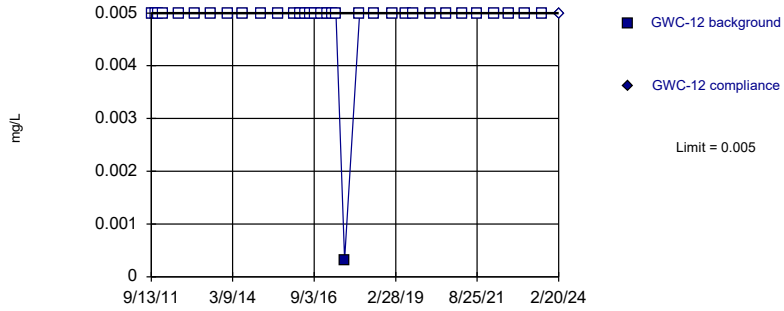

Non-parametric test used in lieu of parametric prediction limit because censored data exceeded 50%. Limit is highest of 34 background values. 97.06% NDs. Well-constituent pair annual alpha = 0.003195. Individual comparison alpha = 0.001599 (1 of 2).

Constituent: Selenium Analysis Run 8/13/2024 10:58 AM View: Appendix I

Plant Wansley Client: Southern Company Data: Wansley Landfill

Sanitas™ v.10.0.20 Software licensed to Groundwater Stats Consulting. UG
Hollow symbols indicate censored values.

Within Limit

Prediction Limit

Intrawell Non-parametric

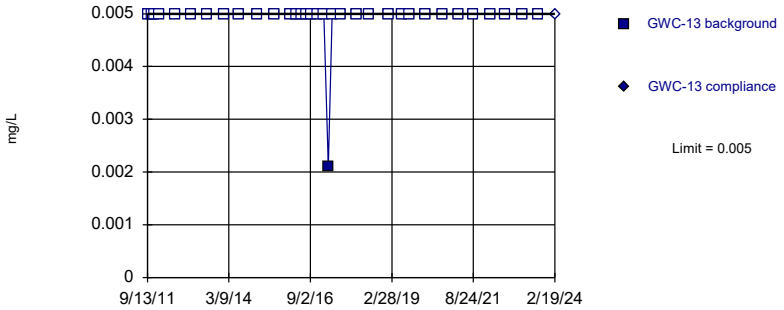

Non-parametric test used in lieu of parametric prediction limit because censored data exceeded 50%. Limit is highest of 34 background values. 97.06% NDs. Well-constituent pair annual alpha = 0.003195. Individual comparison alpha = 0.001599 (1 of 2).

Constituent: Selenium Analysis Run 8/13/2024 10:58 AM View: Appendix I

Plant Wansley Client: Southern Company Data: Wansley Landfill

Sanitas™ v.10.0.20 Software licensed to Groundwater Stats Consulting. UG
Hollow symbols indicate censored values.

Within Limit

Prediction Limit

Intrawell Non-parametric

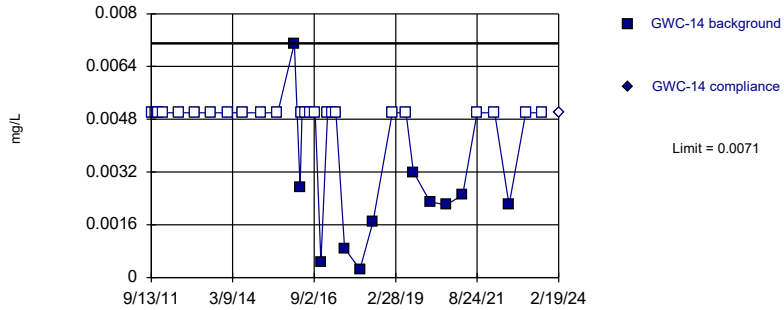

Non-parametric test used in lieu of parametric prediction limit because censored data exceeded 50%. Limit is highest of 35 background values. 68.57% NDs. Well-constituent pair annual alpha = 0.002991. Individual comparison alpha = 0.001497 (1 of 2).

Constituent: Selenium Analysis Run 8/13/2024 10:58 AM View: Appendix I

Plant Wansley Client: Southern Company Data: Wansley Landfill

Sanitas™ v.10.0.20 Software licensed to Groundwater Stats Consulting. UG
Hollow symbols indicate censored values.
Within Limit

Prediction Limit

Intrawell Non-parametric

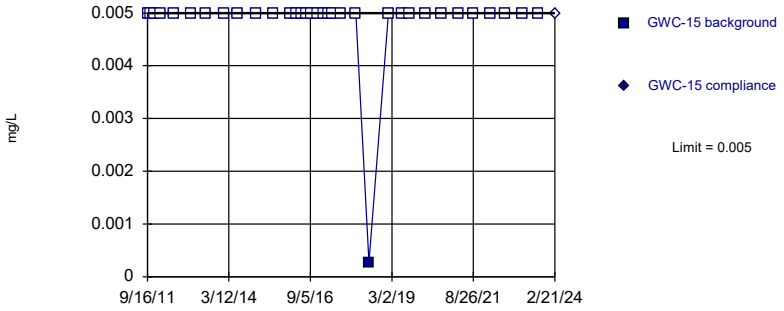

Non-parametric test used in lieu of parametric prediction limit because censored data exceeded 50%. Limit is highest of 34 background values. 97.06% NDs. Well-constituent pair annual alpha = 0.003195. Individual comparison alpha = 0.001599 (1 of 2).

Constituent: Selenium Analysis Run 8/13/2024 10:58 AM View: Appendix I
Plant Wansley Client: Southern Company Data: Wansley Landfill

Sanitas™ v.10.0.20 Software licensed to Groundwater Stats Consulting. UG
Hollow symbols indicate censored values.
Within Limit

Prediction Limit

Intrawell Non-parametric

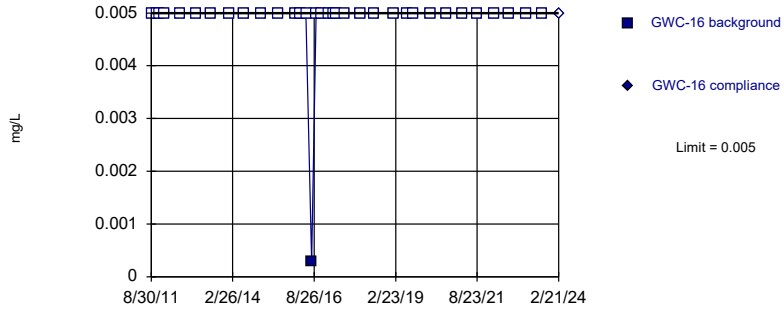

Non-parametric test used in lieu of parametric prediction limit because censored data exceeded 50%. Limit is highest of 34 background values. 97.06% NDs. Well-constituent pair annual alpha = 0.003195. Individual comparison alpha = 0.001599 (1 of 2).

Constituent: Selenium Analysis Run 8/13/2024 10:58 AM View: Appendix I
Plant Wansley Client: Southern Company Data: Wansley Landfill

Sanitas™ v.10.0.20 Software licensed to Groundwater Stats Consulting. UG
Hollow symbols indicate censored values.
Within Limit

Prediction Limit

Intrawell Non-parametric

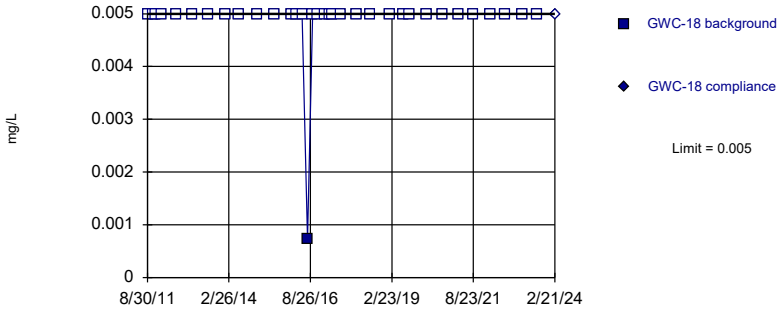

Non-parametric test used in lieu of parametric prediction limit because censored data exceeded 50%. Limit is highest of 34 background values. 97.06% NDs. Well-constituent pair annual alpha = 0.003195. Individual comparison alpha = 0.001599 (1 of 2).

Constituent: Selenium Analysis Run 8/13/2024 10:58 AM View: Appendix I
Plant Wansley Client: Southern Company Data: Wansley Landfill

Sanitas™ v.10.0.20 Software licensed to Groundwater Stats Consulting. UG
Hollow symbols indicate censored values.
Within Limit

Prediction Limit

Intrawell Non-parametric

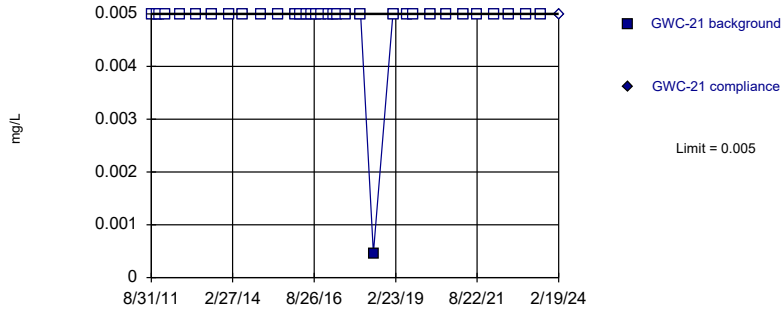

Non-parametric test used in lieu of parametric prediction limit because censored data exceeded 50%. Limit is highest of 34 background values. 97.06% NDs. Well-constituent pair annual alpha = 0.003195. Individual comparison alpha = 0.001599 (1 of 2).

Constituent: Selenium Analysis Run 8/13/2024 10:58 AM View: Appendix I
Plant Wansley Client: Southern Company Data: Wansley Landfill

Sanitas™ v.10.0.20 Software licensed to Groundwater Stats Consulting. UG
Hollow symbols indicate censored values.

Within Limit

Prediction Limit

Intrawell Non-parametric

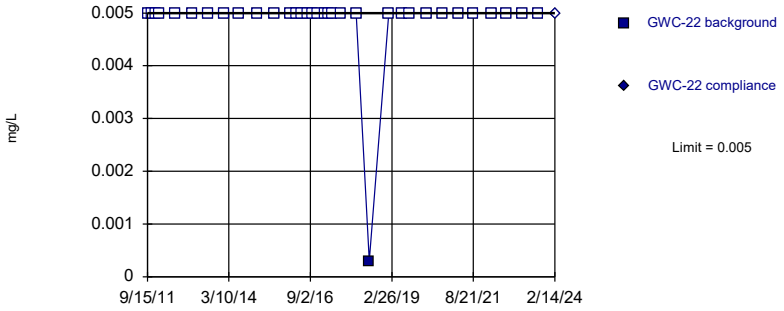

Non-parametric test used in lieu of parametric prediction limit because censored data exceeded 50%. Limit is highest of 34 background values. 97.06% NDs. Well-constituent pair annual alpha = 0.003195. Individual comparison alpha = 0.001599 (1 of 2).

Constituent: Selenium Analysis Run 8/13/2024 10:58 AM View: Appendix I

Plant Wansley Client: Southern Company Data: Wansley Landfill

Sanitas™ v.10.0.20 Software licensed to Groundwater Stats Consulting. UG
Hollow symbols indicate censored values.

Within Limit

Prediction Limit

Intrawell Non-parametric

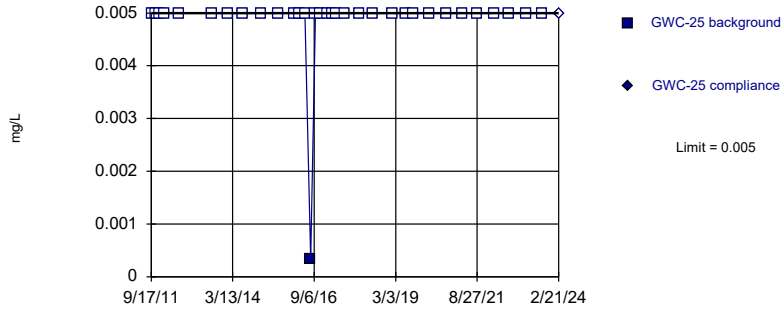

Non-parametric test used in lieu of parametric prediction limit because censored data exceeded 50%. Limit is highest of 33 background values. 96.97% NDs. Well-constituent pair annual alpha = 0.003399. Individual comparison alpha = 0.001701 (1 of 2).

Constituent: Selenium Analysis Run 8/13/2024 10:58 AM View: Appendix I

Plant Wansley Client: Southern Company Data: Wansley Landfill

Sanitas™ v.10.0.20 Software licensed to Groundwater Stats Consulting. UG
Hollow symbols indicate censored values.

Within Limit

Prediction Limit

Intrawell Non-parametric

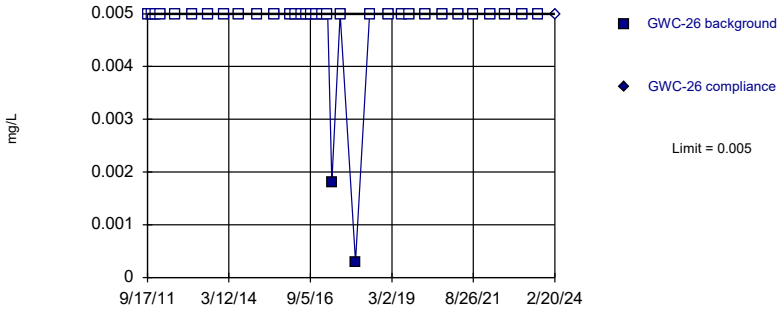

Non-parametric test used in lieu of parametric prediction limit because censored data exceeded 50%. Limit is highest of 34 background values. 94.12% NDs. Well-constituent pair annual alpha = 0.003195. Individual comparison alpha = 0.001599 (1 of 2).

Constituent: Selenium Analysis Run 8/13/2024 10:58 AM View: Appendix I

Plant Wansley Client: Southern Company Data: Wansley Landfill

Sanitas™ v.10.0.20 Software licensed to Groundwater Stats Consulting. UG
Hollow symbols indicate censored values.

Within Limit

Prediction Limit

Intrawell Non-parametric

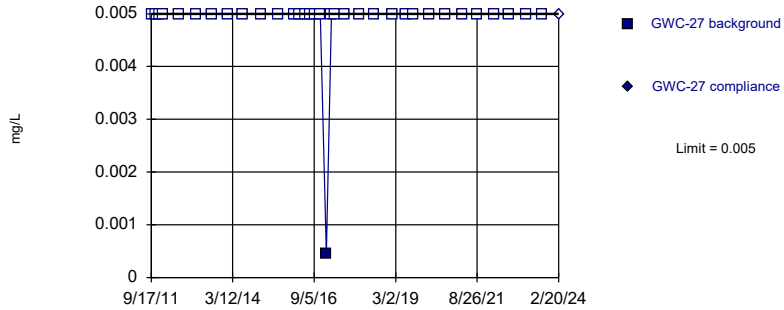

Non-parametric test used in lieu of parametric prediction limit because censored data exceeded 50%. Limit is highest of 34 background values. 97.06% NDs. Well-constituent pair annual alpha = 0.003195. Individual comparison alpha = 0.001599 (1 of 2).

Constituent: Selenium Analysis Run 8/13/2024 10:58 AM View: Appendix I

Plant Wansley Client: Southern Company Data: Wansley Landfill

Sanitas™ v.10.0.20 Software licensed to Groundwater Stats Consulting. UG
Hollow symbols indicate censored values.

Within Limit

Prediction Limit

Intrawell Non-parametric

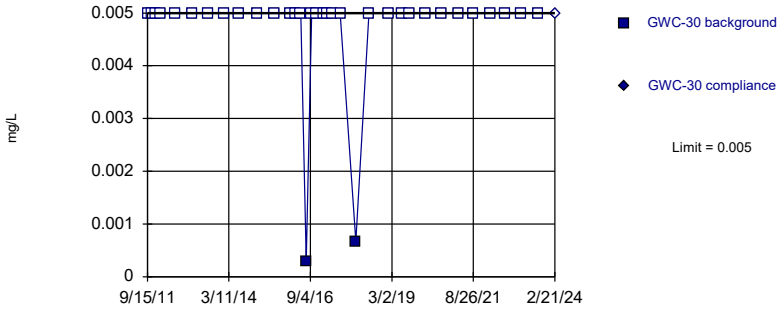

Non-parametric test used in lieu of parametric prediction limit because censored data exceeded 50%. Limit is highest of 34 background values. 94.12% NDs. Well-constituent pair annual alpha = 0.003195. Individual comparison alpha = 0.001599 (1 of 2).

Constituent: Selenium Analysis Run 8/13/2024 10:58 AM View: Appendix I

Plant Wansley Client: Southern Company Data: Wansley Landfill

Sanitas™ v.10.0.20 Software licensed to Groundwater Stats Consulting. UG
Hollow symbols indicate censored values.

Within Limit

Prediction Limit

Intrawell Non-parametric

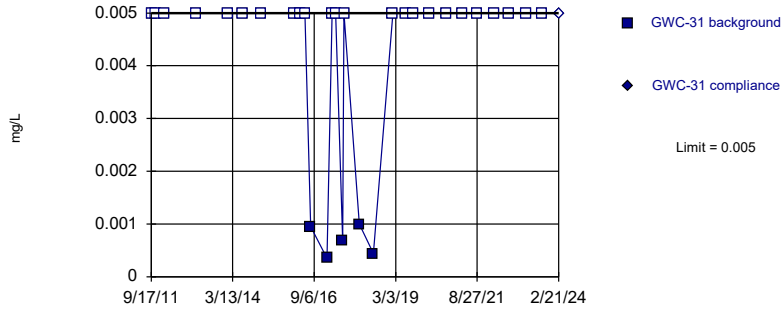

Non-parametric test used in lieu of parametric prediction limit because censored data exceeded 50%. Limit is highest of 29 background values. 82.76% NDs. Well-constituent pair annual alpha = 0.00434. Individual comparison alpha = 0.002172 (1 of 2).

Constituent: Selenium Analysis Run 8/13/2024 10:58 AM View: Appendix I

Plant Wansley Client: Southern Company Data: Wansley Landfill

Sanitas™ v.10.0.20 Software licensed to Groundwater Stats Consulting. UG
Hollow symbols indicate censored values.

Within Limit

Prediction Limit

Intrawell Non-parametric

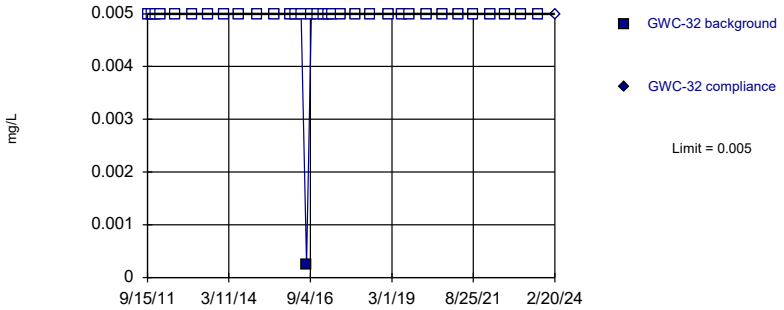

Non-parametric test used in lieu of parametric prediction limit because censored data exceeded 50%. Limit is highest of 34 background values. 97.06% NDs. Well-constituent pair annual alpha = 0.003195. Individual comparison alpha = 0.001599 (1 of 2).

Constituent: Selenium Analysis Run 8/13/2024 10:58 AM View: Appendix I

Plant Wansley Client: Southern Company Data: Wansley Landfill

Sanitas™ v.10.0.20 Software licensed to Groundwater Stats Consulting. UG
Hollow symbols indicate censored values.

Within Limit

Prediction Limit

Intrawell Non-parametric

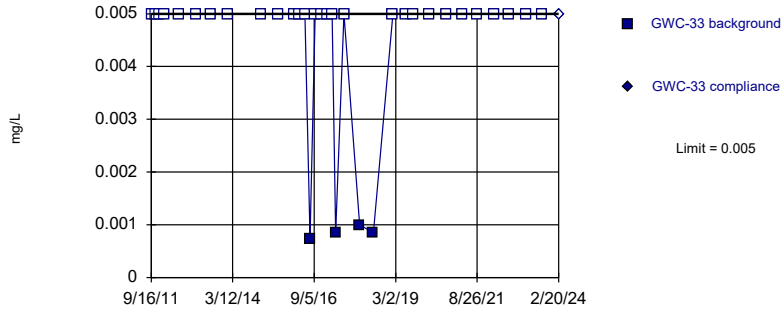

Non-parametric test used in lieu of parametric prediction limit because censored data exceeded 50%. Limit is highest of 33 background values. 87.88% NDs. Well-constituent pair annual alpha = 0.003399. Individual comparison alpha = 0.001701 (1 of 2).

Constituent: Selenium Analysis Run 8/13/2024 10:58 AM View: Appendix I

Plant Wansley Client: Southern Company Data: Wansley Landfill

Sanitas™ v.10.0.20 Software licensed to Groundwater Stats Consulting. UG
Hollow symbols indicate censored values.

Within Limit

Prediction Limit

Intrawell Non-parametric

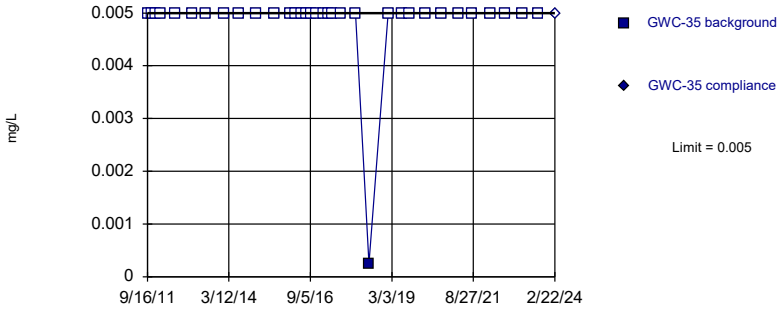

Non-parametric test used in lieu of parametric prediction limit because censored data exceeded 50%. Limit is highest of 34 background values. 97.06% NDs. Well-constituent pair annual alpha = 0.003195. Individual comparison alpha = 0.001599 (1 of 2).

Constituent: Selenium Analysis Run 8/13/2024 10:58 AM View: Appendix I

Plant Wansley Client: Southern Company Data: Wansley Landfill

Sanitas™ v.10.0.20 Software licensed to Groundwater Stats Consulting. UG
Hollow symbols indicate censored values.

Within Limit

Prediction Limit

Intrawell Non-parametric

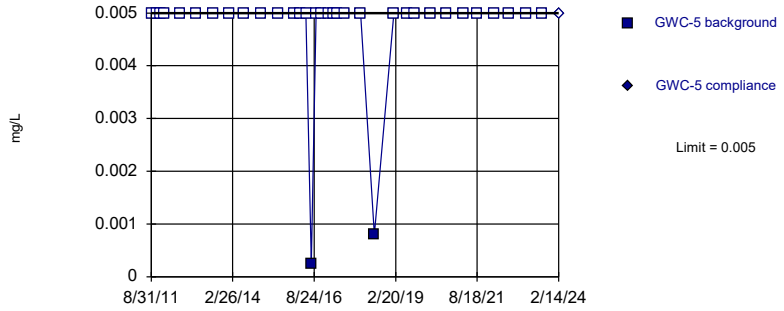

Non-parametric test used in lieu of parametric prediction limit because censored data exceeded 50%. Limit is highest of 34 background values. 94.12% NDs. Well-constituent pair annual alpha = 0.003195. Individual comparison alpha = 0.001599 (1 of 2).

Constituent: Selenium Analysis Run 8/13/2024 10:58 AM View: Appendix I

Plant Wansley Client: Southern Company Data: Wansley Landfill

Sanitas™ v.10.0.20 Software licensed to Groundwater Stats Consulting. UG
Hollow symbols indicate censored values.

Within Limit

Prediction Limit

Intrawell Non-parametric

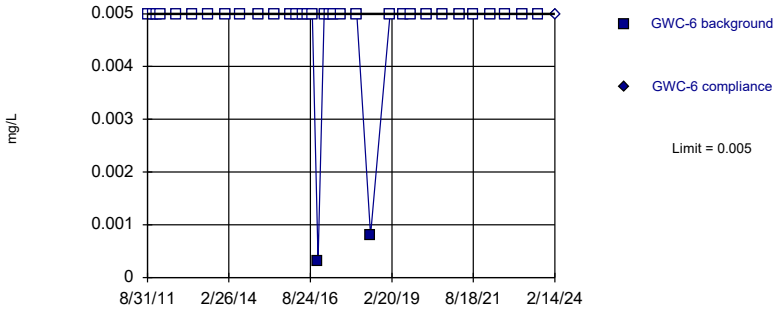

Non-parametric test used in lieu of parametric prediction limit because censored data exceeded 50%. Limit is highest of 34 background values. 94.12% NDs. Well-constituent pair annual alpha = 0.003195. Individual comparison alpha = 0.001599 (1 of 2).

Constituent: Selenium Analysis Run 8/13/2024 10:58 AM View: Appendix I

Plant Wansley Client: Southern Company Data: Wansley Landfill

Sanitas™ v.10.0.20 Software licensed to Groundwater Stats Consulting. UG
Hollow symbols indicate censored values.

Within Limit

Prediction Limit

Intrawell Non-parametric

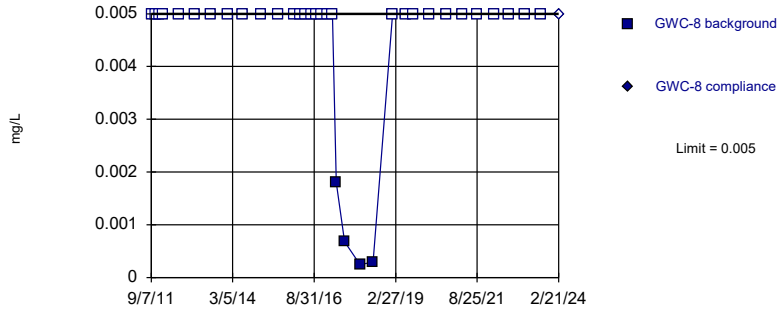

Non-parametric test used in lieu of parametric prediction limit because censored data exceeded 50%. Limit is highest of 34 background values. 88.24% NDs. Well-constituent pair annual alpha = 0.003195. Individual comparison alpha = 0.001599 (1 of 2).

Constituent: Selenium Analysis Run 8/13/2024 10:58 AM View: Appendix I

Plant Wansley Client: Southern Company Data: Wansley Landfill

Sanitas™ v.10.0.20 Software licensed to Groundwater Stats Consulting. UG
Hollow symbols indicate censored values.

Within Limit

Prediction Limit

Intrawell Non-parametric

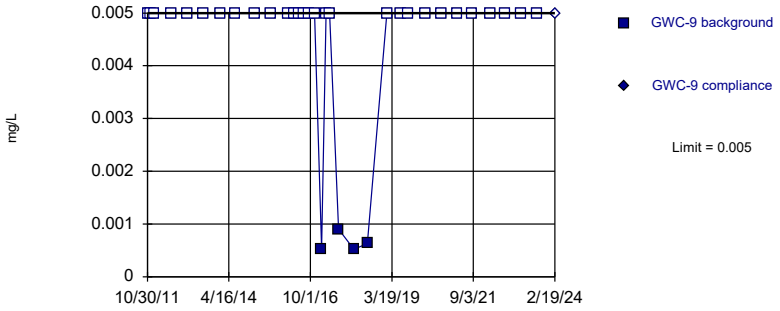

Non-parametric test used in lieu of parametric prediction limit because censored data exceeded 50%. Limit is highest of 33 background values. 87.88% NDs. Well-constituent pair annual alpha = 0.003399. Individual comparison alpha = 0.001701 (1 of 2).

Constituent: Selenium Analysis Run 8/13/2024 10:58 AM View: Appendix I
Plant Wansley Client: Southern Company Data: Wansley Landfill

Sanitas™ v.10.0.20 Software licensed to Groundwater Stats Consulting. UG
Hollow symbols indicate censored values.

Within Limit

Prediction Limit

Intrawell Parametric

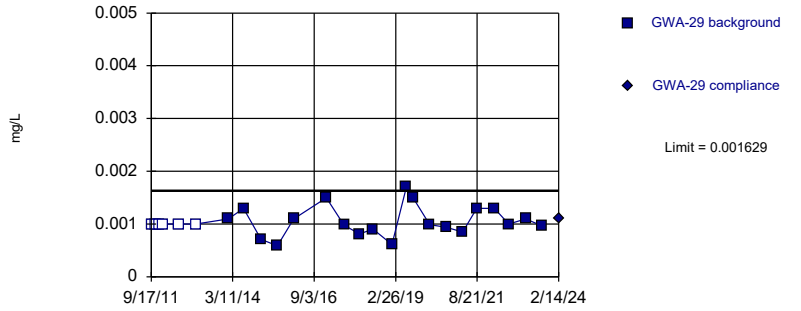

Background Data Summary (after Kaplan-Meier Adjustment): Mean=0.0009368, Std. Dev.=0.0002549, n=26, 23.08% NDs. Normality test: Shapiro Wilk @alpha = 0.01, calculated = 0.9253, critical = 0.891. Kappa = 2.716 (c=16, w=29, 1 of 2, event alpha = 0.05132). Report alpha = 0.0001135.

Constituent: Silver Analysis Run 8/13/2024 10:58 AM View: Appendix I
Plant Wansley Client: Southern Company Data: Wansley Landfill

Sanitas™ v.10.0.20 Software licensed to Groundwater Stats Consulting. UG
Hollow symbols indicate censored values.

Within Limit

Prediction Limit

Intrawell Non-parametric

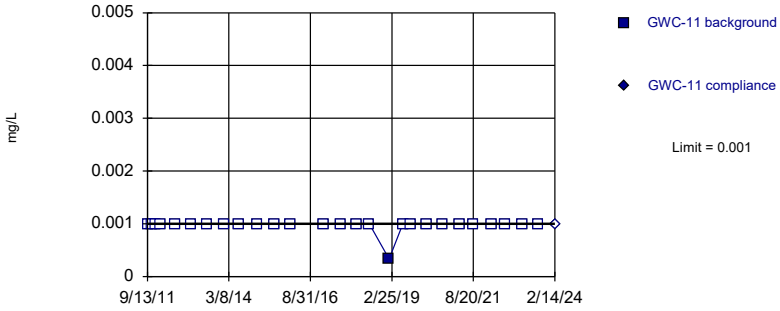

Non-parametric test used in lieu of parametric prediction limit because censored data exceeded 50%. Limit is highest of 27 background values. 96.3% NDs. Well-constituent pair annual alpha = 0.004998. Individual comparison alpha = 0.002502 (1 of 2).

Constituent: Silver Analysis Run 8/13/2024 10:59 AM View: Appendix I
Plant Wansley Client: Southern Company Data: Wansley Landfill

Sanitas™ v.10.0.20 Software licensed to Groundwater Stats Consulting. UG
Hollow symbols indicate censored values.

Within Limit

Prediction Limit

Intrawell Non-parametric

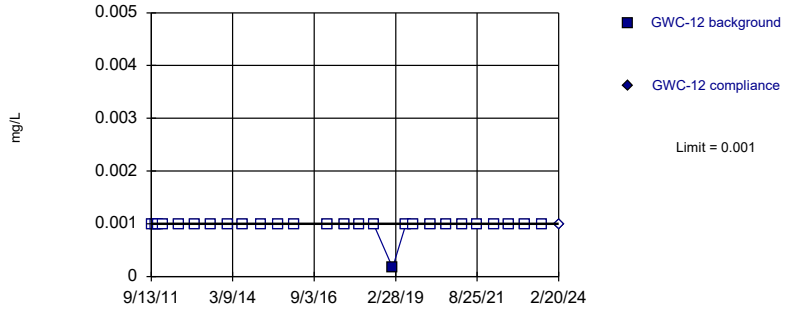

Non-parametric test used in lieu of parametric prediction limit because censored data exceeded 50%. Limit is highest of 27 background values. 96.3% NDs. Well-constituent pair annual alpha = 0.004998. Individual comparison alpha = 0.002502 (1 of 2).

Constituent: Silver Analysis Run 8/13/2024 10:59 AM View: Appendix I
Plant Wansley Client: Southern Company Data: Wansley Landfill

Sanitas™ v.10.0.20 Software licensed to Groundwater Stats Consulting. UG
Hollow symbols indicate censored values.

Within Limit

Prediction Limit

Intrawell Non-parametric

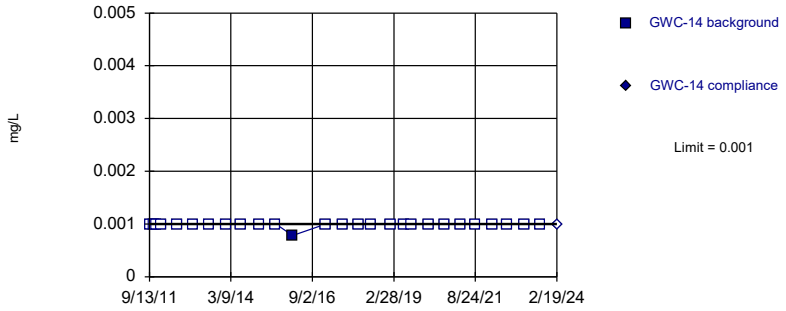

Non-parametric test used in lieu of parametric prediction limit because censored data exceeded 50%. Limit is highest of 27 background values. 96.3% NDs. Well-constituent pair annual alpha = 0.004998. Individual comparison alpha = 0.002502 (1 of 2).

Constituent: Silver Analysis Run 8/13/2024 10:59 AM View: Appendix I
Plant Wansley Client: Southern Company Data: Wansley Landfill

Sanitas™ v.10.0.20 Software licensed to Groundwater Stats Consulting. UG
Hollow symbols indicate censored values.

Within Limit

Prediction Limit

Intrawell Non-parametric

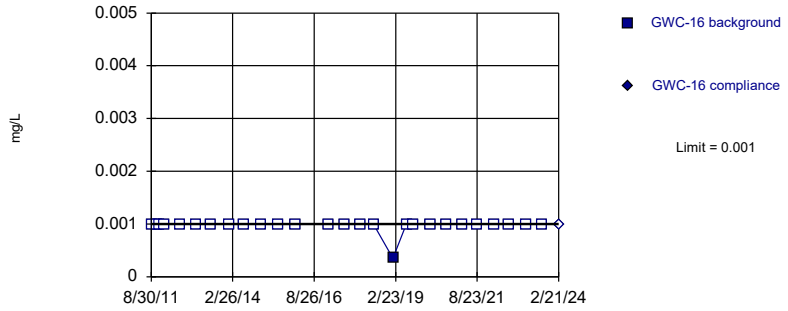

Non-parametric test used in lieu of parametric prediction limit because censored data exceeded 50%. Limit is highest of 27 background values. 96.3% NDs. Well-constituent pair annual alpha = 0.004998. Individual comparison alpha = 0.002502 (1 of 2).

Constituent: Silver Analysis Run 8/13/2024 10:59 AM View: Appendix I
Plant Wansley Client: Southern Company Data: Wansley Landfill

Sanitas™ v.10.0.20 Software licensed to Groundwater Stats Consulting. UG
Hollow symbols indicate censored values.

Within Limit

Prediction Limit

Intrawell Non-parametric

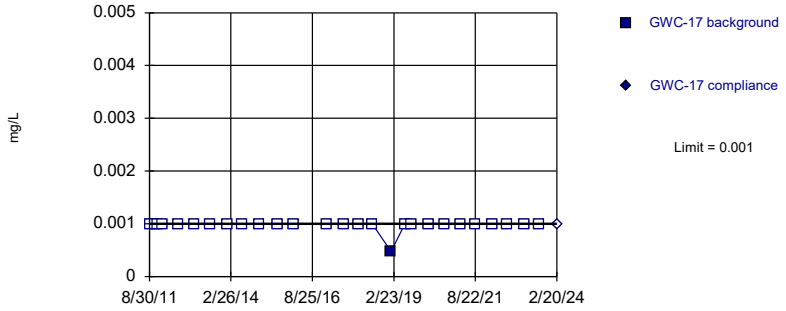

Non-parametric test used in lieu of parametric prediction limit because censored data exceeded 50%. Limit is highest of 27 background values. 96.3% NDs. Well-constituent pair annual alpha = 0.004998. Individual comparison alpha = 0.002502 (1 of 2).

Constituent: Silver Analysis Run 8/13/2024 10:59 AM View: Appendix I
Plant Wansley Client: Southern Company Data: Wansley Landfill

Sanitas™ v.10.0.20 Software licensed to Groundwater Stats Consulting. UG
Hollow symbols indicate censored values.

Within Limit

Prediction Limit

Intrawell Non-parametric

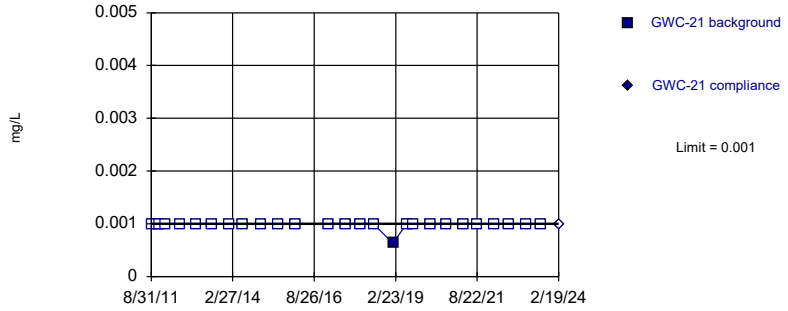

Non-parametric test used in lieu of parametric prediction limit because censored data exceeded 50%. Limit is highest of 27 background values. 96.3% NDs. Well-constituent pair annual alpha = 0.004998. Individual comparison alpha = 0.002502 (1 of 2).

Constituent: Silver Analysis Run 8/13/2024 10:59 AM View: Appendix I
Plant Wansley Client: Southern Company Data: Wansley Landfill

Sanitas™ v.10.0.20 Software licensed to Groundwater Stats Consulting. UG
Hollow symbols indicate censored values.

Within Limit

Prediction Limit

Intrawell Non-parametric

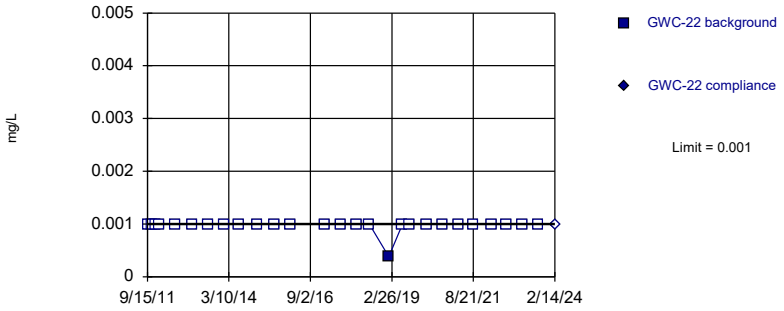

Non-parametric test used in lieu of parametric prediction limit because censored data exceeded 50%. Limit is highest of 27 background values. 96.3% NDs. Well-constituent pair annual alpha = 0.004998. Individual comparison alpha = 0.002502 (1 of 2).

Constituent: Silver Analysis Run 8/13/2024 10:59 AM View: Appendix I
Plant Wansley Client: Southern Company Data: Wansley Landfill

Sanitas™ v.10.0.20 Software licensed to Groundwater Stats Consulting. UG
Hollow symbols indicate censored values.

Within Limit

Prediction Limit

Intrawell Non-parametric

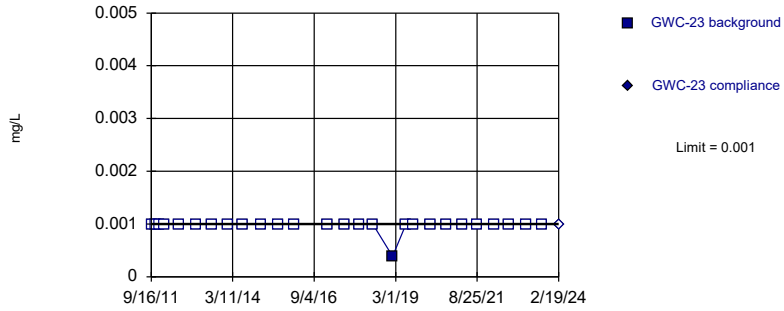

Non-parametric test used in lieu of parametric prediction limit because censored data exceeded 50%. Limit is highest of 27 background values. 96.3% NDs. Well-constituent pair annual alpha = 0.004998. Individual comparison alpha = 0.002502 (1 of 2).

Constituent: Silver Analysis Run 8/13/2024 10:59 AM View: Appendix I
Plant Wansley Client: Southern Company Data: Wansley Landfill

Sanitas™ v.10.0.20 Software licensed to Groundwater Stats Consulting. UG
Hollow symbols indicate censored values.

Within Limit

Prediction Limit

Intrawell Non-parametric

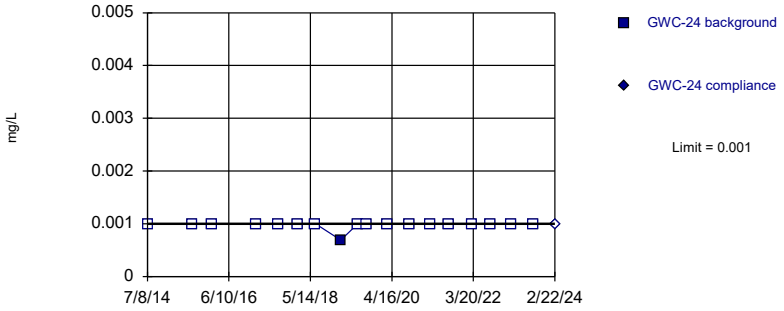

Non-parametric test used in lieu of parametric prediction limit because censored data exceeded 50%. Limit is highest of 18 background values. 94.44% NDs. Well-constituent pair annual alpha = 0.01072. Individual comparison alpha = 0.005373 (1 of 2).

Constituent: Silver Analysis Run 8/13/2024 10:59 AM View: Appendix I
Plant Wansley Client: Southern Company Data: Wansley Landfill

Sanitas™ v.10.0.20 Software licensed to Groundwater Stats Consulting. UG
Hollow symbols indicate censored values.

Within Limit

Prediction Limit

Intrawell Non-parametric

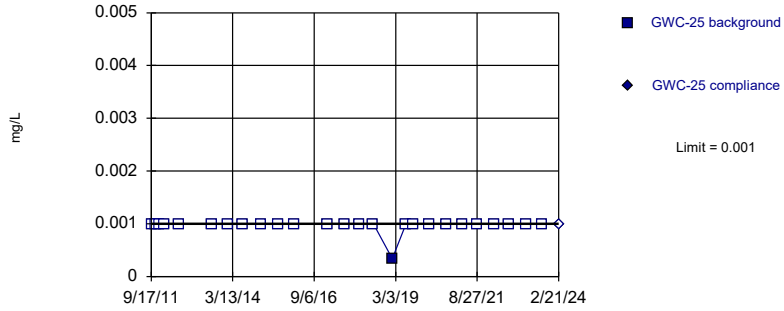

Non-parametric test used in lieu of parametric prediction limit because censored data exceeded 50%. Limit is highest of 26 background values. 96.15% NDs. Well-constituent pair annual alpha = 0.005327. Individual comparison alpha = 0.002667 (1 of 2).

Constituent: Silver Analysis Run 8/13/2024 10:59 AM View: Appendix I
Plant Wansley Client: Southern Company Data: Wansley Landfill

Sanitas™ v.10.0.20 Software licensed to Groundwater Stats Consulting. UG
Hollow symbols indicate censored values.

Within Limit

Prediction Limit

Intrawell Non-parametric

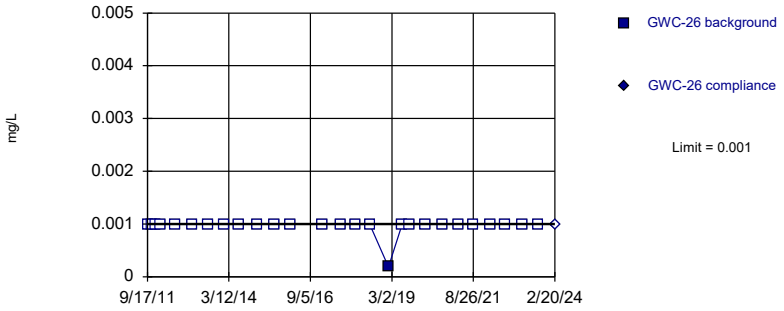

Non-parametric test used in lieu of parametric prediction limit because censored data exceeded 50%. Limit is highest of 27 background values. 96.3% NDs. Well-constituent pair annual alpha = 0.004998. Individual comparison alpha = 0.002502 (1 of 2).

Constituent: Silver Analysis Run 8/13/2024 10:59 AM View: Appendix I
Plant Wansley Client: Southern Company Data: Wansley Landfill

Sanitas™ v.10.0.20 Software licensed to Groundwater Stats Consulting. UG
Hollow symbols indicate censored values.

Within Limit

Prediction Limit

Intrawell Non-parametric

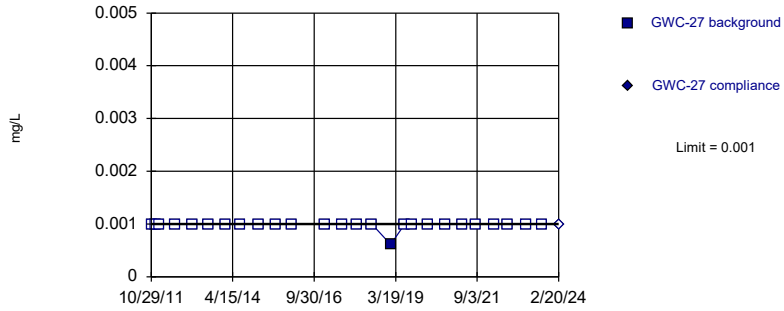

Non-parametric test used in lieu of parametric prediction limit because censored data exceeded 50%. Limit is highest of 26 background values. 96.15% NDs. Well-constituent pair annual alpha = 0.005327. Individual comparison alpha = 0.002667 (1 of 2).

Constituent: Silver Analysis Run 8/13/2024 10:59 AM View: Appendix I
Plant Wansley Client: Southern Company Data: Wansley Landfill

Sanitas™ v.10.0.20 Software licensed to Groundwater Stats Consulting. UG
Hollow symbols indicate censored values.

Within Limit

Prediction Limit

Intrawell Non-parametric

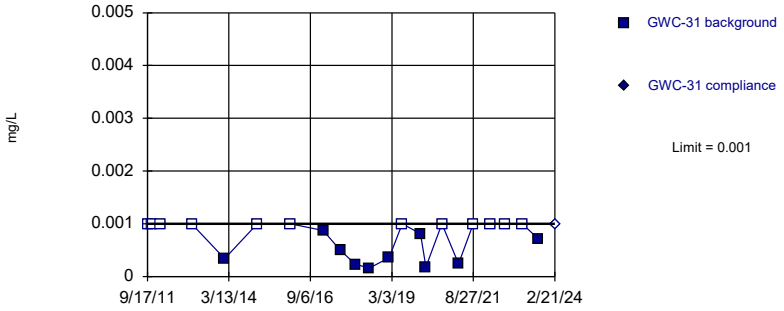

Non-parametric test used in lieu of parametric prediction limit because censored data exceeded 50%. Limit is highest of 22 background values. 54.55% NDs. Well-constituent pair annual alpha = 0.007401. Individual comparison alpha = 0.003707 (1 of 2).

Constituent: Silver Analysis Run 8/13/2024 10:59 AM View: Appendix I
Plant Wansley Client: Southern Company Data: Wansley Landfill

Sanitas™ v.10.0.20 Software licensed to Groundwater Stats Consulting. UG
Hollow symbols indicate censored values.

Within Limit

Prediction Limit

Intrawell Non-parametric

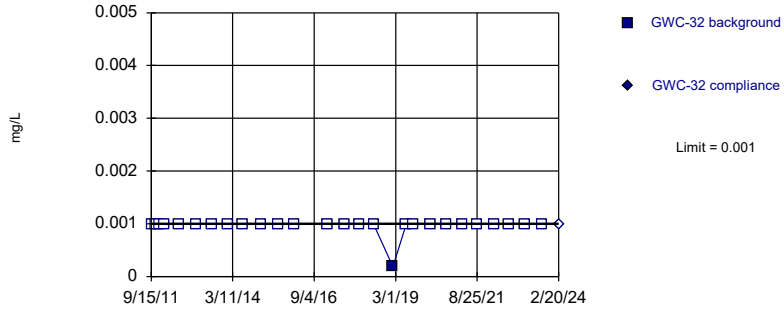

Non-parametric test used in lieu of parametric prediction limit because censored data exceeded 50%. Limit is highest of 27 background values. 96.3% NDs. Well-constituent pair annual alpha = 0.004998. Individual comparison alpha = 0.002502 (1 of 2).

Constituent: Silver Analysis Run 8/13/2024 10:59 AM View: Appendix I
Plant Wansley Client: Southern Company Data: Wansley Landfill

Sanitas™ v.10.0.20 Software licensed to Groundwater Stats Consulting. UG
Hollow symbols indicate censored values.

Within Limit

Prediction Limit

Intrawell Non-parametric

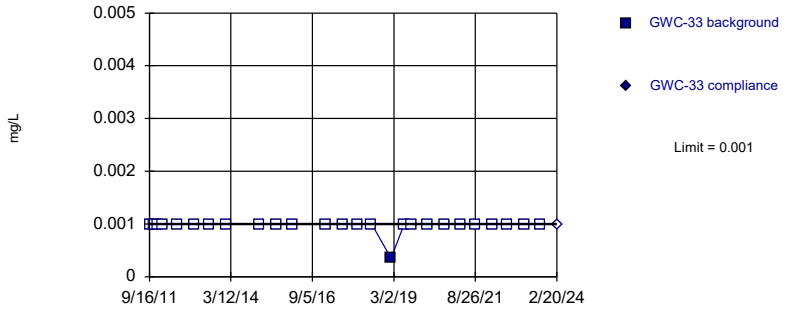

Non-parametric test used in lieu of parametric prediction limit because censored data exceeded 50%. Limit is highest of 26 background values. 96.15% NDs. Well-constituent pair annual alpha = 0.005327. Individual comparison alpha = 0.002667 (1 of 2).

Constituent: Silver Analysis Run 8/13/2024 10:59 AM View: Appendix I
Plant Wansley Client: Southern Company Data: Wansley Landfill

Sanitas™ v.10.0.20 Software licensed to Groundwater Stats Consulting. UG
Hollow symbols indicate censored values.

Within Limit

Prediction Limit

Intrawell Non-parametric

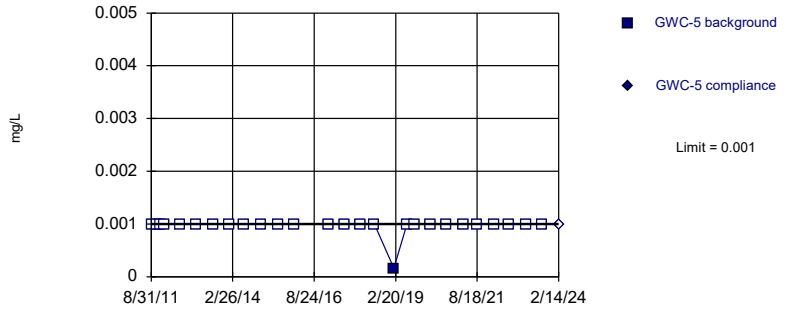

Non-parametric test used in lieu of parametric prediction limit because censored data exceeded 50%. Limit is highest of 27 background values. 96.3% NDs. Well-constituent pair annual alpha = 0.004998. Individual comparison alpha = 0.002502 (1 of 2).

Constituent: Silver Analysis Run 8/13/2024 10:59 AM View: Appendix I
Plant Wansley Client: Southern Company Data: Wansley Landfill

Sanitas™ v.10.0.20 Software licensed to Groundwater Stats Consulting. UG
Hollow symbols indicate censored values.

Within Limit

Prediction Limit

Intrawell Non-parametric

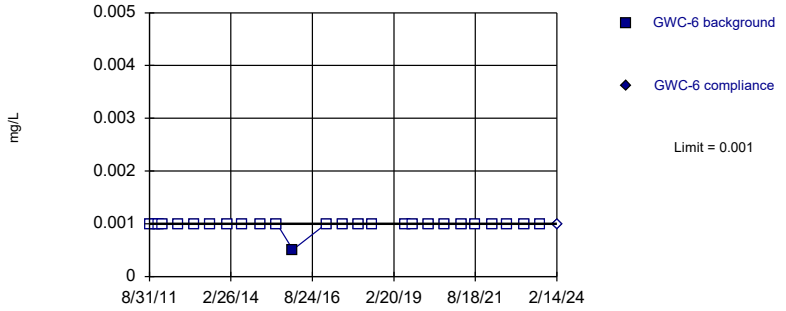

Non-parametric test used in lieu of parametric prediction limit because censored data exceeded 50%. Limit is highest of 26 background values. 96.15% NDs. Well-constituent pair annual alpha = 0.005327. Individual comparison alpha = 0.002667 (1 of 2).

Constituent: Silver Analysis Run 8/13/2024 10:59 AM View: Appendix I
Plant Wansley Client: Southern Company Data: Wansley Landfill

Sanitas™ v.10.0.20 Software licensed to Groundwater Stats Consulting. UG
Hollow symbols indicate censored values.

Within Limit

Prediction Limit

Intrawell Non-parametric

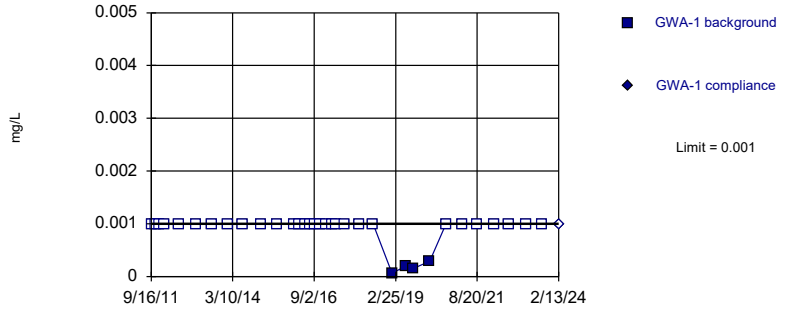

Non-parametric test used in lieu of parametric prediction limit because censored data exceeded 50%. Limit is highest of 34 background values. 88.24% NDs. Well-constituent pair annual alpha = 0.003195. Individual comparison alpha = 0.001599 (1 of 2).

Constituent: Thallium Analysis Run 8/13/2024 10:59 AM View: Appendix I
Plant Wansley Client: Southern Company Data: Wansley Landfill

Sanitas™ v.10.0.20 Software licensed to Groundwater Stats Consulting. UG
Hollow symbols indicate censored values.

Within Limit

Prediction Limit

Intrawell Non-parametric

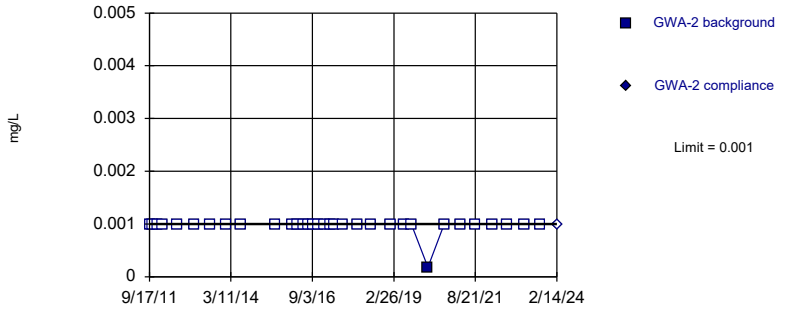

Non-parametric test used in lieu of parametric prediction limit because censored data exceeded 50%. Limit is highest of 33 background values. 96.97% NDs. Well-constituent pair annual alpha = 0.003399. Individual comparison alpha = 0.001701 (1 of 2).

Constituent: Thallium Analysis Run 8/13/2024 10:59 AM View: Appendix I
Plant Wansley Client: Southern Company Data: Wansley Landfill

Sanitas™ v.10.0.20 Software licensed to Groundwater Stats Consulting. UG
Hollow symbols indicate censored values.

Within Limit

Prediction Limit

Intrawell Non-parametric

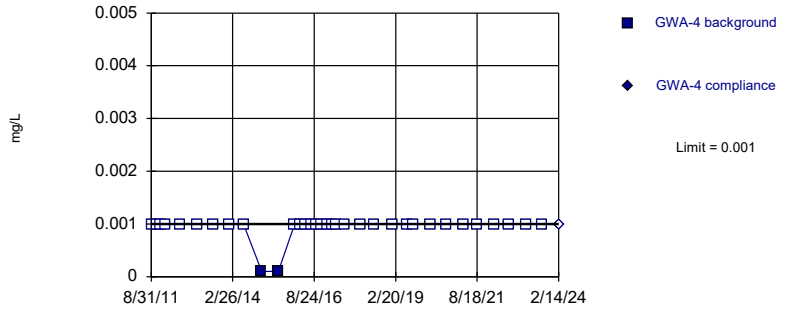

Non-parametric test used in lieu of parametric prediction limit because censored data exceeded 50%. Limit is highest of 34 background values. 94.12% NDs. Well-constituent pair annual alpha = 0.003195. Individual comparison alpha = 0.001599 (1 of 2).

Constituent: Thallium Analysis Run 8/13/2024 10:59 AM View: Appendix I
Plant Wansley Client: Southern Company Data: Wansley Landfill

Sanitas™ v.10.0.20 Software licensed to Groundwater Stats Consulting. UG
Hollow symbols indicate censored values.

Within Limit

Prediction Limit

Intrawell Non-parametric

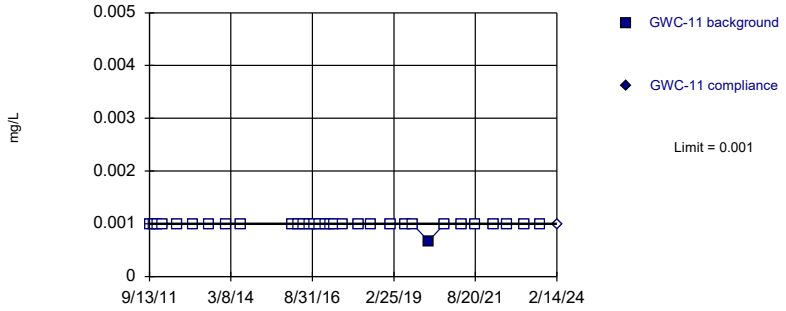

Non-parametric test used in lieu of parametric prediction limit because censored data exceeded 50%. Limit is highest of 32 background values. 96.88% NDs. Well-constituent pair annual alpha = 0.003603. Individual comparison alpha = 0.001803 (1 of 2).

Constituent: Thallium Analysis Run 8/13/2024 10:59 AM View: Appendix I
Plant Wansley Client: Southern Company Data: Wansley Landfill

Sanitas™ v.10.0.20 Software licensed to Groundwater Stats Consulting. UG
Hollow symbols indicate censored values.

Within Limit

Prediction Limit

Intrawell Non-parametric

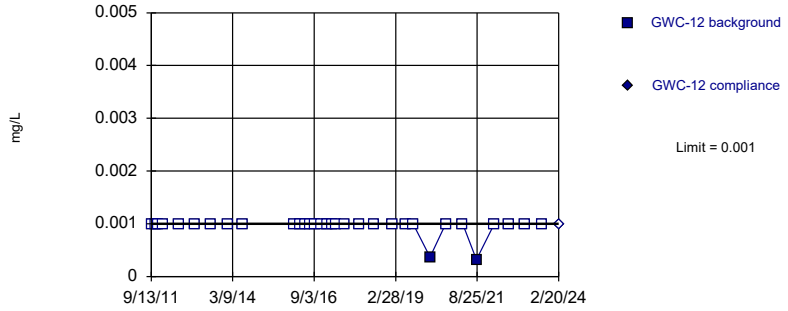

Non-parametric test used in lieu of parametric prediction limit because censored data exceeded 50%. Limit is highest of 32 background values. 93.75% NDs. Well-constituent pair annual alpha = 0.003603. Individual comparison alpha = 0.001803 (1 of 2).

Constituent: Thallium Analysis Run 8/13/2024 10:59 AM View: Appendix I
Plant Wansley Client: Southern Company Data: Wansley Landfill

Sanitas™ v.10.0.20 Software licensed to Groundwater Stats Consulting. UG
Hollow symbols indicate censored values.

Within Limit

Prediction Limit

Intrawell Non-parametric

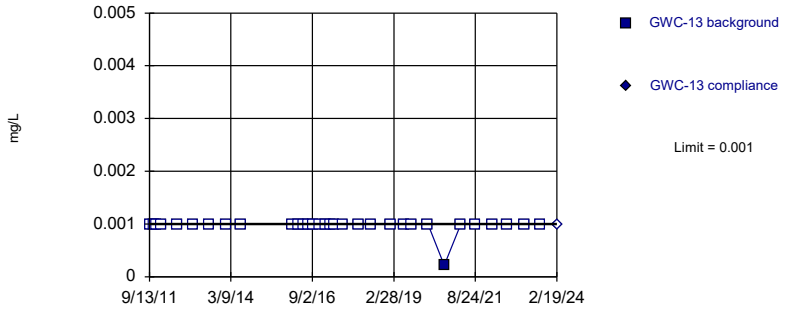

Non-parametric test used in lieu of parametric prediction limit because censored data exceeded 50%. Limit is highest of 32 background values. 96.88% NDs. Well-constituent pair annual alpha = 0.003603. Individual comparison alpha = 0.001803 (1 of 2).

Constituent: Thallium Analysis Run 8/13/2024 10:59 AM View: Appendix I
Plant Wansley Client: Southern Company Data: Wansley Landfill

Sanitas™ v.10.0.20 Software licensed to Groundwater Stats Consulting. UG
Hollow symbols indicate censored values.

Within Limit

Prediction Limit

Intrawell Parametric

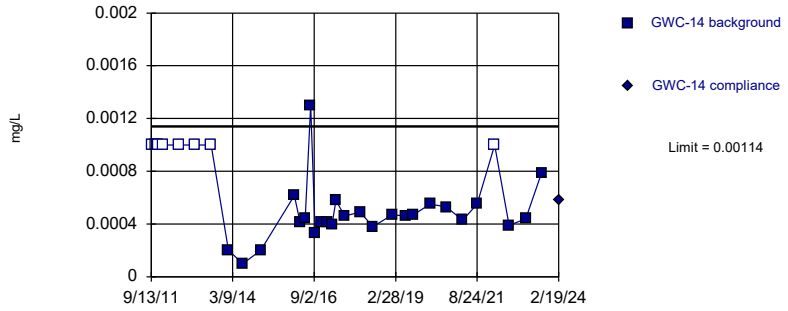

Background Data Summary (based on square root transformation) (after Kaplan-Meier Adjustment): Mean=0.02024, Std. Dev.=0.00517, n=33, 24.24% NDs. Normality test: Shapiro Wilk @alpha = 0.01, calculated = 0.9182, critical = 0.906. Kappa = 2.614 (c=16, w=29, 1 of 2, event alpha = 0.05132). Report alpha = 0.0001135.

Constituent: Thallium Analysis Run 8/13/2024 10:59 AM View: Appendix I
Plant Wansley Client: Southern Company Data: Wansley Landfill

Sanitas™ v.10.0.20 Software licensed to Groundwater Stats Consulting. UG
Hollow symbols indicate censored values.

Within Limit

Prediction Limit

Intrawell Non-parametric

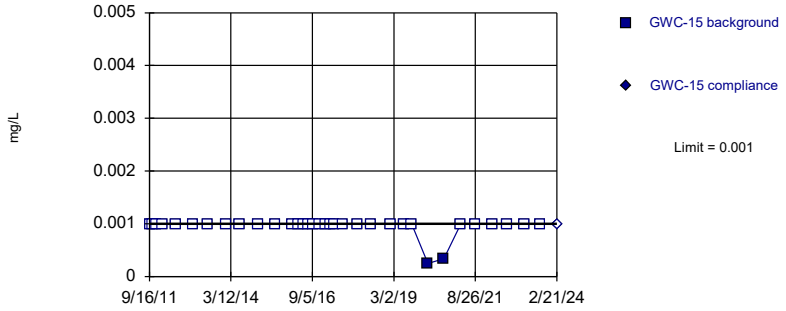

Non-parametric test used in lieu of parametric prediction limit because censored data exceeded 50%. Limit is highest of 34 background values. 94.12% NDs. Well-constituent pair annual alpha = 0.003195. Individual comparison alpha = 0.001599 (1 of 2).

Constituent: Thallium Analysis Run 8/13/2024 10:59 AM View: Appendix I
Plant Wansley Client: Southern Company Data: Wansley Landfill

Sanitas™ v.10.0.20 Software licensed to Groundwater Stats Consulting. UG
Hollow symbols indicate censored values.

Within Limit

Prediction Limit

Intrawell Non-parametric

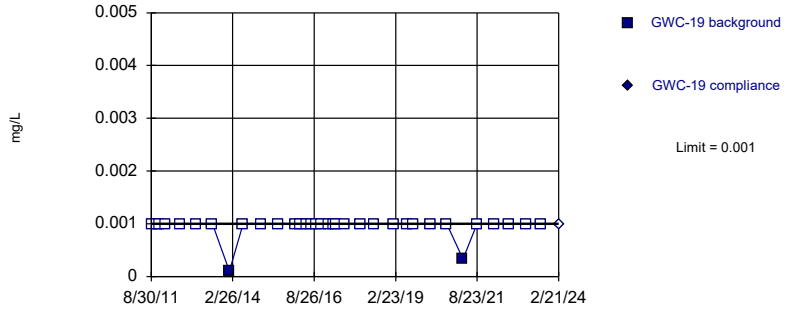

Non-parametric test used in lieu of parametric prediction limit because censored data exceeded 50%. Limit is highest of 34 background values. 94.12% NDs. Well-constituent pair annual alpha = 0.003195. Individual comparison alpha = 0.001599 (1 of 2).

Constituent: Thallium Analysis Run 8/13/2024 10:59 AM View: Appendix I
Plant Wansley Client: Southern Company Data: Wansley Landfill

Sanitas™ v.10.0.20 Software licensed to Groundwater Stats Consulting. UG
Hollow symbols indicate censored values.

Within Limit

Prediction Limit

Intrawell Non-parametric

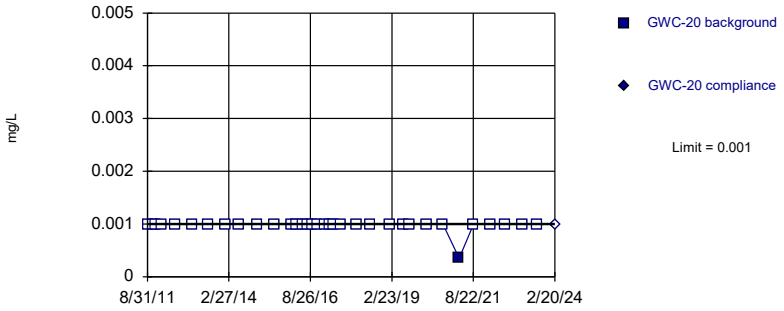

Non-parametric test used in lieu of parametric prediction limit because censored data exceeded 50%. Limit is highest of 34 background values. 97.06% NDs. Well-constituent pair annual alpha = 0.003195. Individual comparison alpha = 0.001599 (1 of 2).

Constituent: Thallium Analysis Run 8/13/2024 10:59 AM View: Appendix I
Plant Wansley Client: Southern Company Data: Wansley Landfill

Sanitas™ v.10.0.20 Software licensed to Groundwater Stats Consulting. UG
Hollow symbols indicate censored values.

Within Limit

Prediction Limit

Intrawell Non-parametric

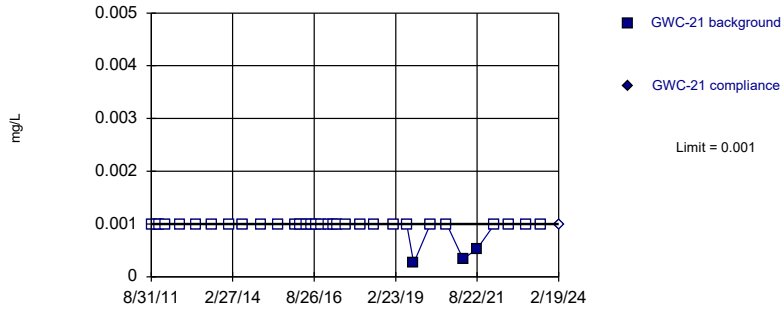

Non-parametric test used in lieu of parametric prediction limit because censored data exceeded 50%. Limit is highest of 34 background values. 91.18% NDs. Well-constituent pair annual alpha = 0.003195. Individual comparison alpha = 0.001599 (1 of 2).

Constituent: Thallium Analysis Run 8/13/2024 10:59 AM View: Appendix I
Plant Wansley Client: Southern Company Data: Wansley Landfill

Sanitas™ v.10.0.20 Software licensed to Groundwater Stats Consulting. UG
Hollow symbols indicate censored values.

Within Limit

Prediction Limit

Intrawell Non-parametric

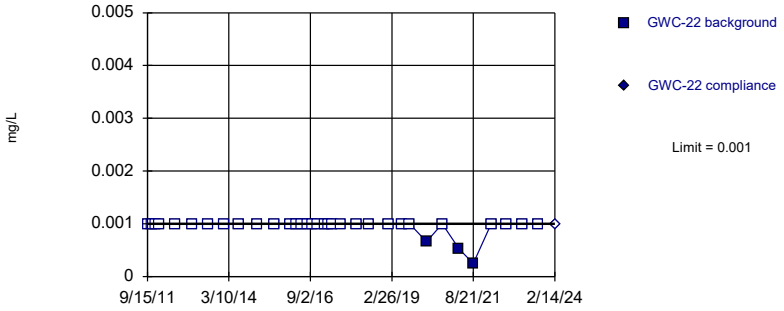

Non-parametric test used in lieu of parametric prediction limit because censored data exceeded 50%. Limit is highest of 34 background values. 91.18% NDs. Well-constituent pair annual alpha = 0.003195. Individual comparison alpha = 0.001599 (1 of 2).

Constituent: Thallium Analysis Run 8/13/2024 10:59 AM View: Appendix I
Plant Wansley Client: Southern Company Data: Wansley Landfill

Sanitas™ v.10.0.20 Software licensed to Groundwater Stats Consulting. UG
Hollow symbols indicate censored values.

Within Limit

Prediction Limit

Intrawell Non-parametric

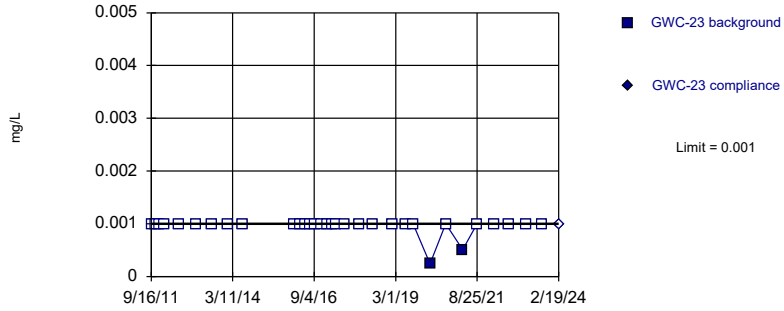

Non-parametric test used in lieu of parametric prediction limit because censored data exceeded 50%. Limit is highest of 32 background values. 93.75% NDs. Well-constituent pair annual alpha = 0.003603. Individual comparison alpha = 0.001803 (1 of 2).

Constituent: Thallium Analysis Run 8/13/2024 10:59 AM View: Appendix I
Plant Wansley Client: Southern Company Data: Wansley Landfill

Sanitas™ v.10.0.20 Software licensed to Groundwater Stats Consulting. UG
Hollow symbols indicate censored values.

Within Limit

Prediction Limit

Intrawell Non-parametric

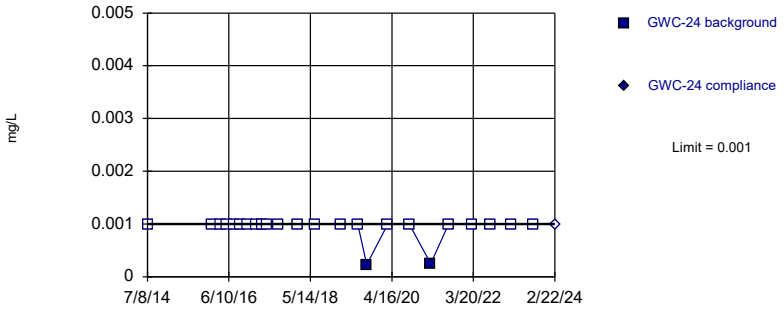

Non-parametric test used in lieu of parametric prediction limit because censored data exceeded 50%. Limit is highest of 24 background values. 91.67% NDs. Well-constituent pair annual alpha = 0.006238. Individual comparison alpha = 0.003124 (1 of 2).

Constituent: Thallium Analysis Run 8/13/2024 10:59 AM View: Appendix I
Plant Wansley Client: Southern Company Data: Wansley Landfill

Sanitas™ v.10.0.20 Software licensed to Groundwater Stats Consulting. UG
Hollow symbols indicate censored values.

Within Limit

Prediction Limit

Intrawell Non-parametric

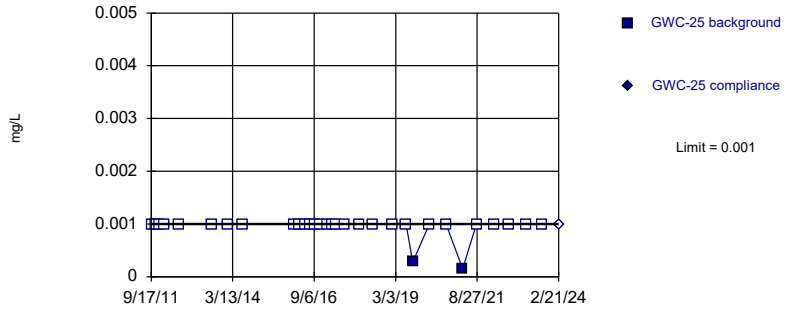

Non-parametric test used in lieu of parametric prediction limit because censored data exceeded 50%. Limit is highest of 31 background values. 93.55% NDs. Well-constituent pair annual alpha = 0.003807. Individual comparison alpha = 0.001905 (1 of 2).

Constituent: Thallium Analysis Run 8/13/2024 10:59 AM View: Appendix I
Plant Wansley Client: Southern Company Data: Wansley Landfill

Sanitas™ v.10.0.20 Software licensed to Groundwater Stats Consulting. UG
Hollow symbols indicate censored values.

Within Limit

Prediction Limit

Intrawell Non-parametric

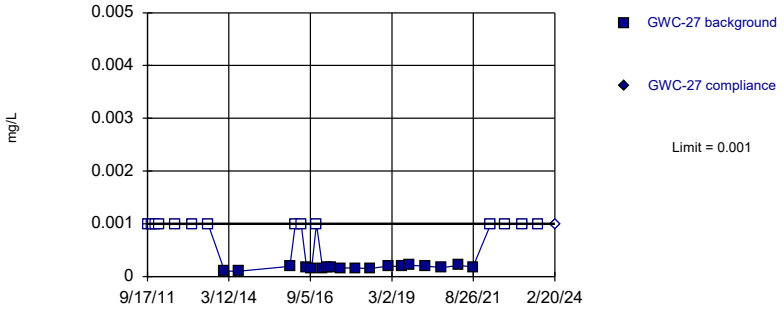

Non-parametric test used in lieu of parametric prediction limit because the Shapiro Wilk normality test showed the data to be non-normal at the 0.01 alpha level. Limit is highest of 32 background values. 43.75% NDs. Well-constituent pair annual alpha = 0.003603. Individual comparison alpha = 0.001803 (1 of 2).

Constituent: Thallium Analysis Run 8/13/2024 10:59 AM View: Appendix I
Plant Wansley Client: Southern Company Data: Wansley Landfill

Sanitas™ v.10.0.20 Software licensed to Groundwater Stats Consulting. UG
Hollow symbols indicate censored values.

Within Limit

Prediction Limit

Intrawell Non-parametric

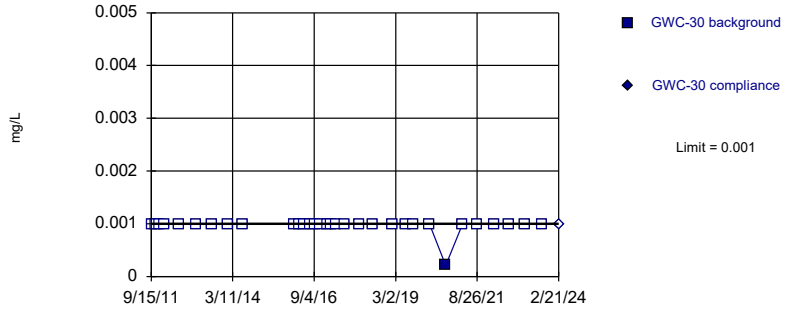

Non-parametric test used in lieu of parametric prediction limit because censored data exceeded 50%. Limit is highest of 32 background values. 96.88% NDs. Well-constituent pair annual alpha = 0.003603. Individual comparison alpha = 0.001803 (1 of 2).

Constituent: Thallium Analysis Run 8/13/2024 10:59 AM View: Appendix I
Plant Wansley Client: Southern Company Data: Wansley Landfill

Sanitas™ v.10.0.20 Software licensed to Groundwater Stats Consulting. UG
Hollow symbols indicate censored values.

Within Limit

Prediction Limit

Intrawell Non-parametric

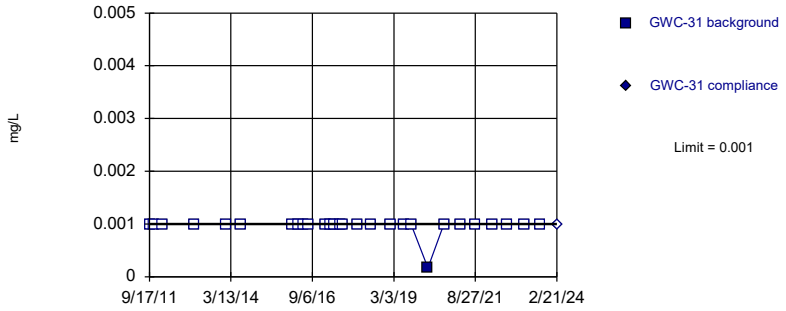

Non-parametric test used in lieu of parametric prediction limit because censored data exceeded 50%. Limit is highest of 28 background values. 96.43% NDs. Well-constituent pair annual alpha = 0.004669. Individual comparison alpha = 0.002337 (1 of 2).

Constituent: Thallium Analysis Run 8/13/2024 10:59 AM View: Appendix I
Plant Wansley Client: Southern Company Data: Wansley Landfill

Sanitas™ v.10.0.20 Software licensed to Groundwater Stats Consulting. UG
Hollow symbols indicate censored values.

Within Limit

Prediction Limit

Intrawell Non-parametric

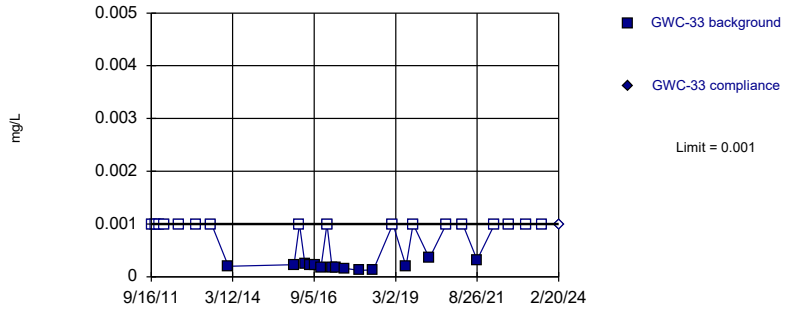

Non-parametric test used in lieu of parametric prediction limit because censored data exceeded 50%. Limit is highest of 31 background values. 54.84% NDs. Well-constituent pair annual alpha = 0.003807. Individual comparison alpha = 0.001905 (1 of 2).

Constituent: Thallium Analysis Run 8/13/2024 10:59 AM View: Appendix I
Plant Wansley Client: Southern Company Data: Wansley Landfill

Sanitas™ v.10.0.20 Software licensed to Groundwater Stats Consulting. UG
Hollow symbols indicate censored values.

Within Limit

Prediction Limit

Intrawell Non-parametric

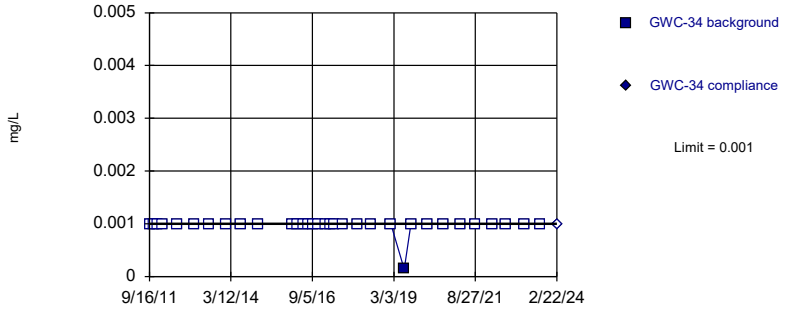

Non-parametric test used in lieu of parametric prediction limit because censored data exceeded 50%. Limit is highest of 33 background values. 96.97% NDs. Well-constituent pair annual alpha = 0.003399. Individual comparison alpha = 0.001701 (1 of 2).

Constituent: Thallium Analysis Run 8/13/2024 10:59 AM View: Appendix I
Plant Wansley Client: Southern Company Data: Wansley Landfill

Sanitas™ v.10.0.20 Software licensed to Groundwater Stats Consulting. UG
Hollow symbols indicate censored values.

Within Limit

Prediction Limit

Intrawell Non-parametric

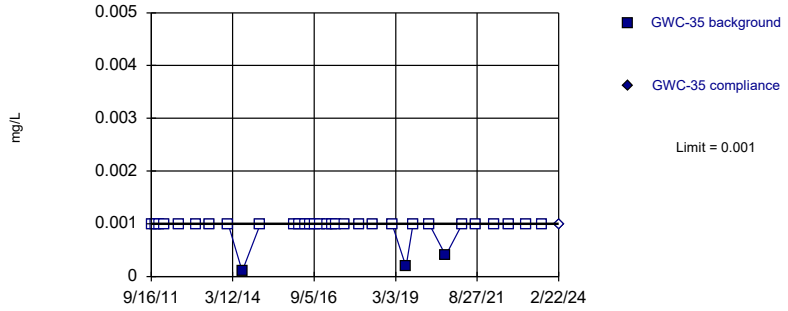

Non-parametric test used in lieu of parametric prediction limit because censored data exceeded 50%. Limit is highest of 33 background values. 90.91% NDs. Well-constituent pair annual alpha = 0.003399. Individual comparison alpha = 0.001701 (1 of 2).

Constituent: Thallium Analysis Run 8/13/2024 10:59 AM View: Appendix I
Plant Wansley Client: Southern Company Data: Wansley Landfill

Sanitas™ v.10.0.20 Software licensed to Groundwater Stats Consulting. UG
Hollow symbols indicate censored values.

Within Limit

Prediction Limit

Intrawell Non-parametric

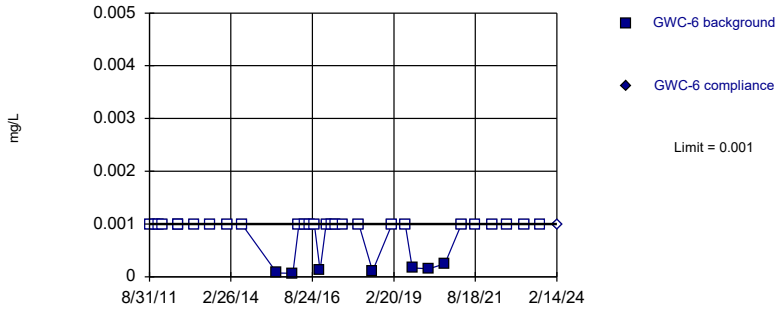

Non-parametric test used in lieu of parametric prediction limit because censored data exceeded 50%. Limit is highest of 34 background values. 79.41% NDs. Well-constituent pair annual alpha = 0.003195. Individual comparison alpha = 0.001599 (1 of 2).

Constituent: Thallium Analysis Run 8/13/2024 10:59 AM View: Appendix I

Plant Wansley Client: Southern Company Data: Wansley Landfill

Sanitas™ v.10.0.20 Software licensed to Groundwater Stats Consulting. UG
Hollow symbols indicate censored values.

Within Limit

Prediction Limit

Intrawell Non-parametric

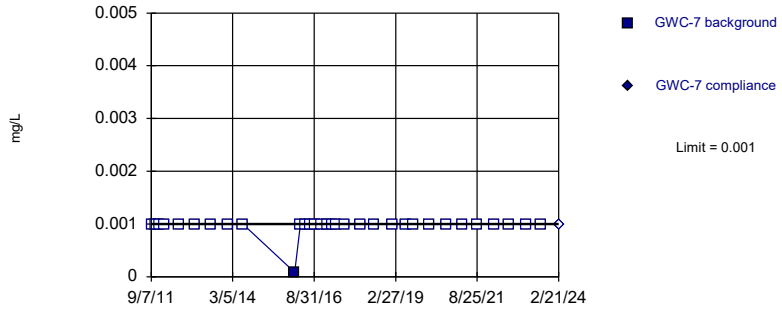

Non-parametric test used in lieu of parametric prediction limit because censored data exceeded 50%. Limit is highest of 32 background values. 96.88% NDs. Well-constituent pair annual alpha = 0.003603. Individual comparison alpha = 0.001803 (1 of 2).

Constituent: Thallium Analysis Run 8/13/2024 10:59 AM View: Appendix I

Plant Wansley Client: Southern Company Data: Wansley Landfill

Sanitas™ v.10.0.20 Software licensed to Groundwater Stats Consulting. UG
Hollow symbols indicate censored values.

Within Limit

Prediction Limit

Intrawell Non-parametric

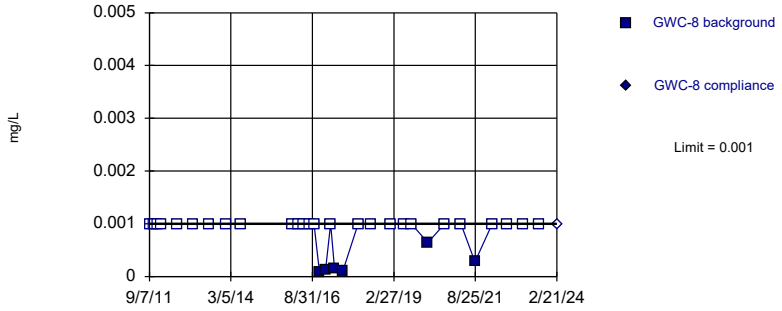

Non-parametric test used in lieu of parametric prediction limit because censored data exceeded 50%. Limit is highest of 32 background values. 81.25% NDs. Well-constituent pair annual alpha = 0.003603. Individual comparison alpha = 0.001803 (1 of 2).

Constituent: Thallium Analysis Run 8/13/2024 10:59 AM View: Appendix I

Plant Wansley Client: Southern Company Data: Wansley Landfill

Sanitas™ v.10.0.20 Software licensed to Groundwater Stats Consulting. UG
Hollow symbols indicate censored values.

Within Limit

Prediction Limit

Intrawell Non-parametric

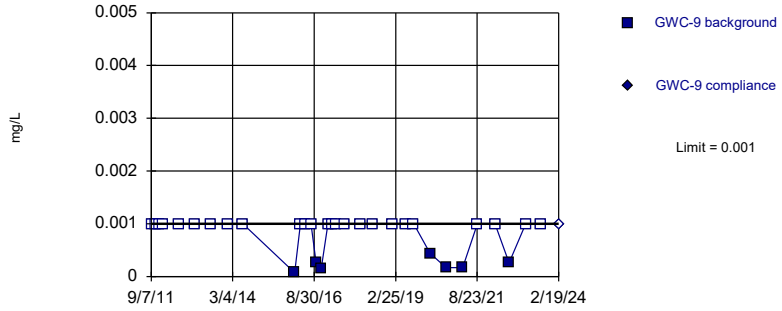

Non-parametric test used in lieu of parametric prediction limit because censored data exceeded 50%. Limit is highest of 32 background values. 78.13% NDs. Well-constituent pair annual alpha = 0.003603. Individual comparison alpha = 0.001803 (1 of 2).

Constituent: Thallium Analysis Run 8/13/2024 10:59 AM View: Appendix I

Plant Wansley Client: Southern Company Data: Wansley Landfill

Sanitas™ v.10.0.20 Software licensed to Groundwater Stats Consulting. UG
Hollow symbols indicate censored values.

Within Limit

Prediction Limit

Intrawell Non-parametric

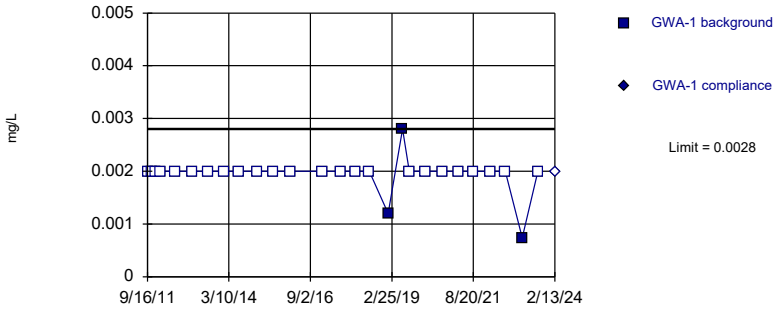

Non-parametric test used in lieu of parametric prediction limit because censored data exceeded 50%. Limit is highest of 27 background values. 88.89% NDs. Well-constituent pair annual alpha = 0.004998. Individual comparison alpha = 0.002502 (1 of 2).

Constituent: Vanadium Analysis Run 8/13/2024 10:59 AM View: Appendix I
Plant Wansley Client: Southern Company Data: Wansley Landfill

Sanitas™ v.10.0.20 Software licensed to Groundwater Stats Consulting. UG
Hollow symbols indicate censored values.

Within Limit

Prediction Limit

Intrawell Non-parametric

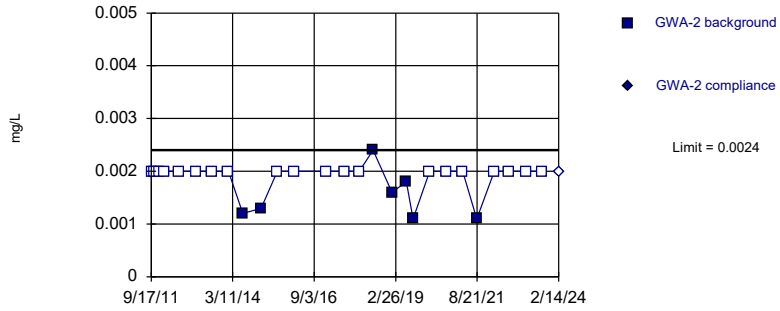

Non-parametric test used in lieu of parametric prediction limit because censored data exceeded 50%. Limit is highest of 27 background values. 74.07% NDs. Well-constituent pair annual alpha = 0.004998. Individual comparison alpha = 0.002502 (1 of 2).

Constituent: Vanadium Analysis Run 8/13/2024 10:59 AM View: Appendix I
Plant Wansley Client: Southern Company Data: Wansley Landfill

Sanitas™ v.10.0.20 Software licensed to Groundwater Stats Consulting. UG
Hollow symbols indicate censored values.

Within Limit

Prediction Limit

Intrawell Non-parametric

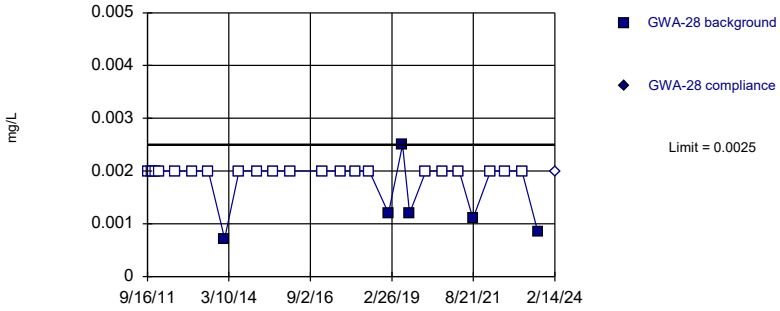

Non-parametric test used in lieu of parametric prediction limit because censored data exceeded 50%. Limit is highest of 27 background values. 77.78% NDs. Well-constituent pair annual alpha = 0.004998. Individual comparison alpha = 0.002502 (1 of 2).

Constituent: Vanadium Analysis Run 8/13/2024 10:59 AM View: Appendix I
Plant Wansley Client: Southern Company Data: Wansley Landfill

Sanitas™ v.10.0.20 Software licensed to Groundwater Stats Consulting. UG
Hollow symbols indicate censored values.

Within Limit

Prediction Limit

Intrawell Non-parametric

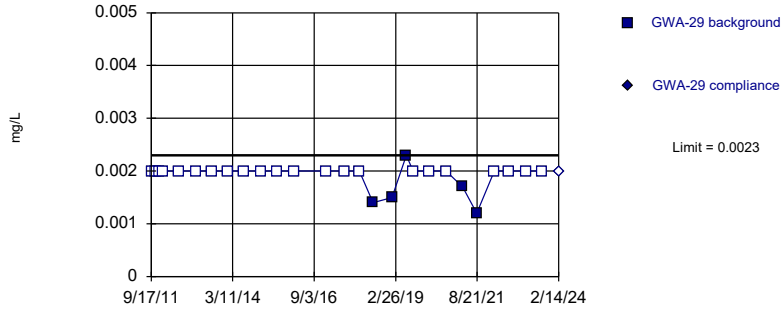

Non-parametric test used in lieu of parametric prediction limit because censored data exceeded 50%. Limit is highest of 27 background values. 81.48% NDs. Well-constituent pair annual alpha = 0.004998. Individual comparison alpha = 0.002502 (1 of 2).

Constituent: Vanadium Analysis Run 8/13/2024 10:59 AM View: Appendix I
Plant Wansley Client: Southern Company Data: Wansley Landfill

Sanitas™ v.10.0.20 Software licensed to Groundwater Stats Consulting. UG
Hollow symbols indicate censored values.

Prediction Limit

Intrawell Non-parametric, GWA-3 (bg)

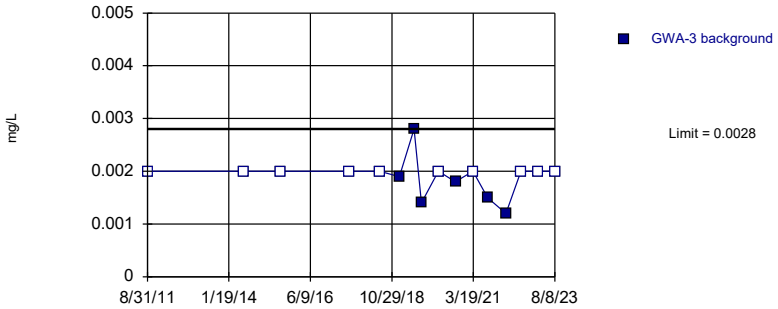

Non-parametric test used in lieu of parametric prediction limit because censored data exceeded 50%. Limit is highest of 16 background values. 62.5% NDs. Well-constituent pair annual alpha = 0.01287. Individual comparison alpha = 0.006456 (1 of 2). Assumes 1 future value.

Constituent: Vanadium Analysis Run 8/13/2024 10:59 AM View: Appendix I
Plant Wansley Client: Southern Company Data: Wansley Landfill

Sanitas™ v.10.0.20 Software licensed to Groundwater Stats Consulting. UG
Hollow symbols indicate censored values.
Within Limit

Prediction Limit

Intrawell Non-parametric

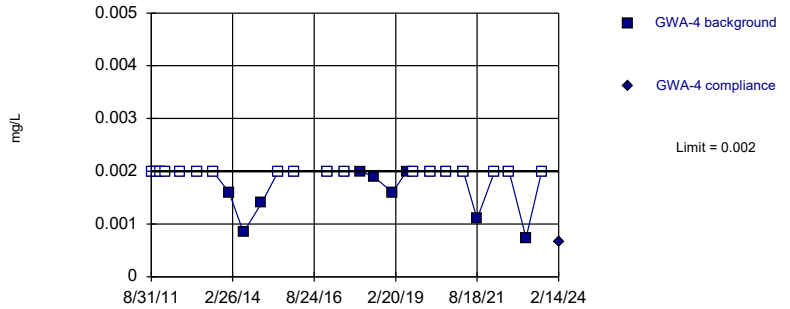

Non-parametric test used in lieu of parametric prediction limit because censored data exceeded 50%. Limit is highest of 27 background values. 66.67% NDs. Well-constituent pair annual alpha = 0.004998. Individual comparison alpha = 0.002502 (1 of 2).

Constituent: Vanadium Analysis Run 8/13/2024 10:59 AM View: Appendix I
Plant Wansley Client: Southern Company Data: Wansley Landfill

Sanitas™ v.10.0.20 Software licensed to Groundwater Stats Consulting. UG
Hollow symbols indicate censored values.
Within Limit

Prediction Limit

Intrawell Non-parametric

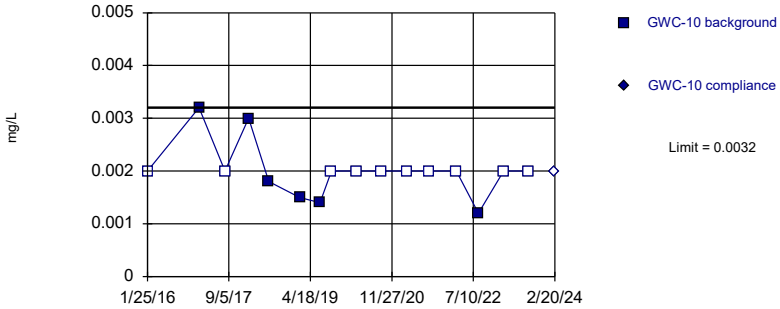

Non-parametric test used in lieu of parametric prediction limit because censored data exceeded 50%. Limit is highest of 16 background values. 62.5% NDs. Well-constituent pair annual alpha = 0.01287. Individual comparison alpha = 0.006456 (1 of 2).

Constituent: Vanadium Analysis Run 8/13/2024 10:59 AM View: Appendix I
Plant Wansley Client: Southern Company Data: Wansley Landfill

Sanitas™ v.10.0.20 Software licensed to Groundwater Stats Consulting. UG
Hollow symbols indicate censored values.
Within Limit

Prediction Limit

Intrawell Non-parametric

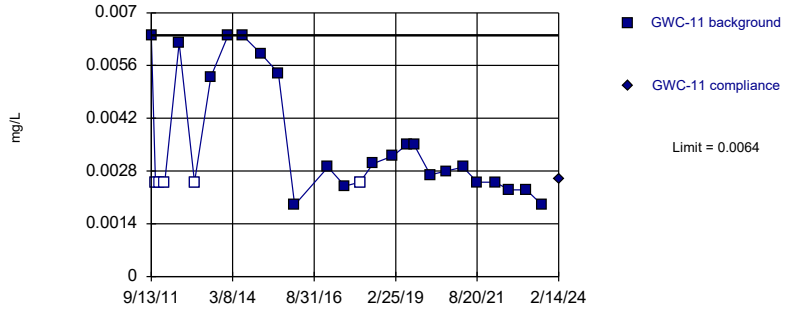

Non-parametric test used in lieu of parametric prediction limit because the Shapiro Wilk normality test showed the data to be non-normal at the 0.01 alpha level. Limit is highest of 27 background values. 18.52% NDs. Well-constituent pair annual alpha = 0.004998. Individual comparison alpha = 0.002502 (1 of 2).

Constituent: Vanadium Analysis Run 8/13/2024 10:59 AM View: Appendix I
Plant Wansley Client: Southern Company Data: Wansley Landfill

Sanitas™ v.10.0.20 Software licensed to Groundwater Stats Consulting. UG
Hollow symbols indicate censored values.

Within Limit

Prediction Limit

Intrawell Non-parametric

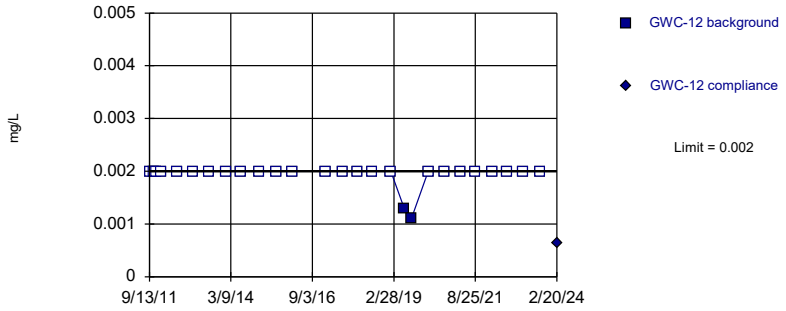

Non-parametric test used in lieu of parametric prediction limit because censored data exceeded 50%. Limit is highest of 27 background values. 92.59% NDs. Well-constituent pair annual alpha = 0.004998. Individual comparison alpha = 0.002502 (1 of 2).

Constituent: Vanadium Analysis Run 8/13/2024 10:59 AM View: Appendix I
Plant Wansley Client: Southern Company Data: Wansley Landfill

Sanitas™ v.10.0.20 Software licensed to Groundwater Stats Consulting. UG
Hollow symbols indicate censored values.

Within Limit

Prediction Limit

Intrawell Non-parametric

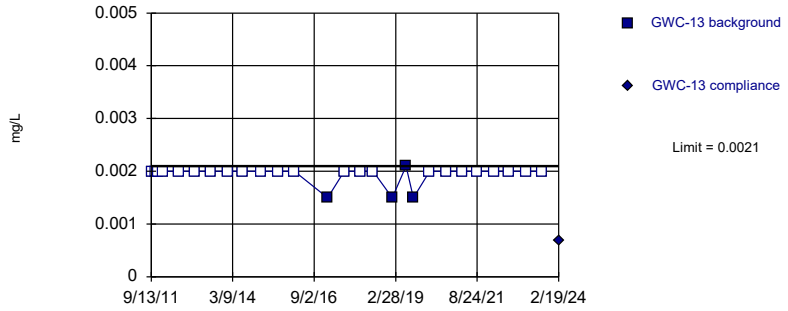

Non-parametric test used in lieu of parametric prediction limit because censored data exceeded 50%. Limit is highest of 27 background values. 85.19% NDs. Well-constituent pair annual alpha = 0.004998. Individual comparison alpha = 0.002502 (1 of 2).

Constituent: Vanadium Analysis Run 8/13/2024 11:00 AM View: Appendix I
Plant Wansley Client: Southern Company Data: Wansley Landfill

Sanitas™ v.10.0.20 Software licensed to Groundwater Stats Consulting. UG
Hollow symbols indicate censored values.

Within Limit

Prediction Limit

Intrawell Non-parametric

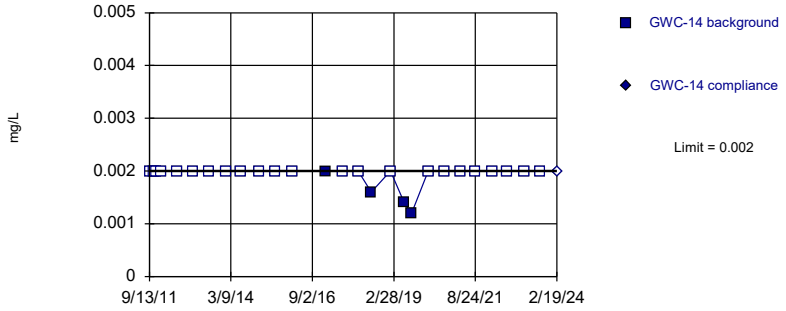

Non-parametric test used in lieu of parametric prediction limit because censored data exceeded 50%. Limit is highest of 27 background values. 85.19% NDs. Well-constituent pair annual alpha = 0.004998. Individual comparison alpha = 0.002502 (1 of 2).

Constituent: Vanadium Analysis Run 8/13/2024 11:00 AM View: Appendix I
Plant Wansley Client: Southern Company Data: Wansley Landfill

Sanitas™ v.10.0.20 Software licensed to Groundwater Stats Consulting. UG
Hollow symbols indicate censored values.

Within Limit

Prediction Limit

Intrawell Non-parametric

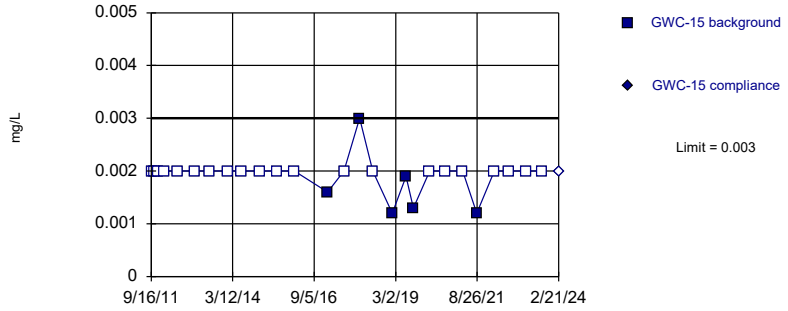

Non-parametric test used in lieu of parametric prediction limit because censored data exceeded 50%. Limit is highest of 27 background values. 77.78% NDs. Well-constituent pair annual alpha = 0.004998. Individual comparison alpha = 0.002502 (1 of 2).

Constituent: Vanadium Analysis Run 8/13/2024 11:00 AM View: Appendix I
Plant Wansley Client: Southern Company Data: Wansley Landfill

Sanitas™ v.10.0.20 Software licensed to Groundwater Stats Consulting. UG
Hollow symbols indicate censored values.

Within Limit

Prediction Limit

Intrawell Parametric

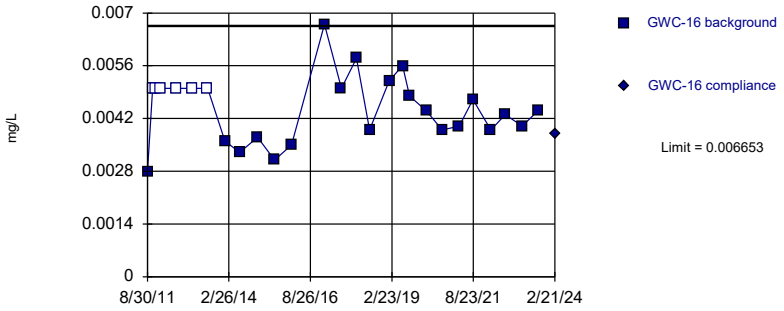

Background Data Summary (after Kaplan-Meier Adjustment): Mean=0.004088, Std. Dev.=0.0009506, n=27, 22.22% NDs. Normality test: Shapiro Wilk @alpha = 0.01, calculated = 0.9687, critical = 0.894. Kappa = 2.699 (c=16, w=29, 1 of 2, event alpha = 0.05132). Report alpha = 0.0001135.

Constituent: Vanadium Analysis Run 8/13/2024 11:00 AM View: Appendix I

Plant Wansley Client: Southern Company Data: Wansley Landfill

Sanitas™ v.10.0.20 Software licensed to Groundwater Stats Consulting. UG
Hollow symbols indicate censored values.

Within Limit

Prediction Limit

Intrawell Non-parametric

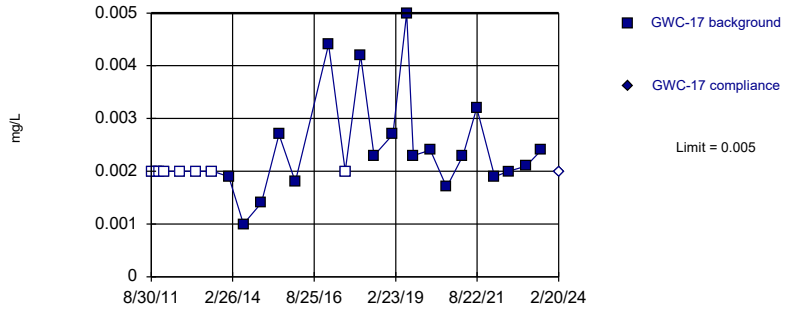

Non-parametric test used in lieu of parametric prediction limit because the Shapiro Wilk normality test showed the data to be non-normal at the 0.01 alpha level. Limit is highest of 27 background values. 29.63% NDs. Well-constituent pair annual alpha = 0.004998. Individual comparison alpha = 0.002502 (1 of 2).

Constituent: Vanadium Analysis Run 8/13/2024 11:00 AM View: Appendix I

Plant Wansley Client: Southern Company Data: Wansley Landfill

Sanitas™ v.10.0.20 Software licensed to Groundwater Stats Consulting. UG
Hollow symbols indicate censored values.

Within Limit

Prediction Limit

Intrawell Parametric

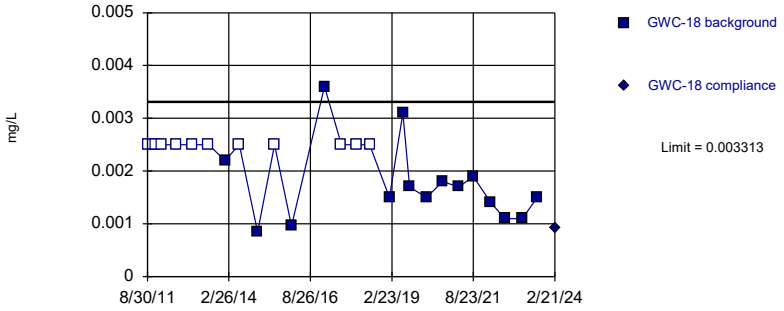

Background Data Summary (after Kaplan-Meier Adjustment): Mean=0.001493, Std. Dev.=0.0006746, n=27, 44.44% NDs. Normality test: Shapiro Wilk @alpha = 0.01, calculated = 0.9088, critical = 0.894. Kappa = 2.699 (c=16, w=29, 1 of 2, event alpha = 0.05132). Report alpha = 0.0001135.

Constituent: Vanadium Analysis Run 8/13/2024 11:00 AM View: Appendix I

Plant Wansley Client: Southern Company Data: Wansley Landfill

Sanitas™ v.10.0.20 Software licensed to Groundwater Stats Consulting. UG
Hollow symbols indicate censored values.

Within Limit

Prediction Limit

Intrawell Non-parametric

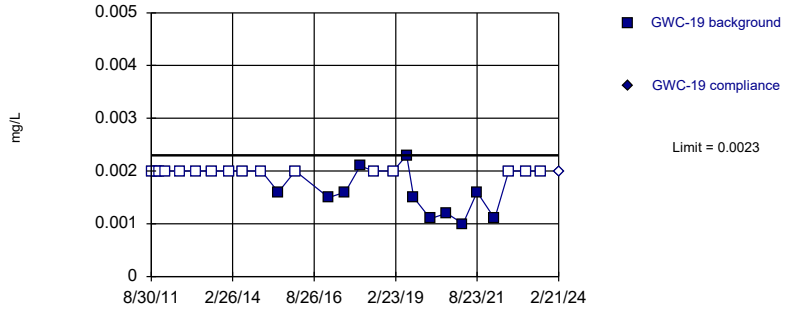

Non-parametric test used in lieu of parametric prediction limit because censored data exceeded 50%. Limit is highest of 27 background values. 59.26% NDs. Well-constituent pair annual alpha = 0.004998. Individual comparison alpha = 0.002502 (1 of 2).

Constituent: Vanadium Analysis Run 8/13/2024 11:00 AM View: Appendix I

Plant Wansley Client: Southern Company Data: Wansley Landfill

Sanitas™ v.10.0.20 Software licensed to Groundwater Stats Consulting. UG
Hollow symbols indicate censored values.

Within Limit

Prediction Limit

Intrawell Parametric

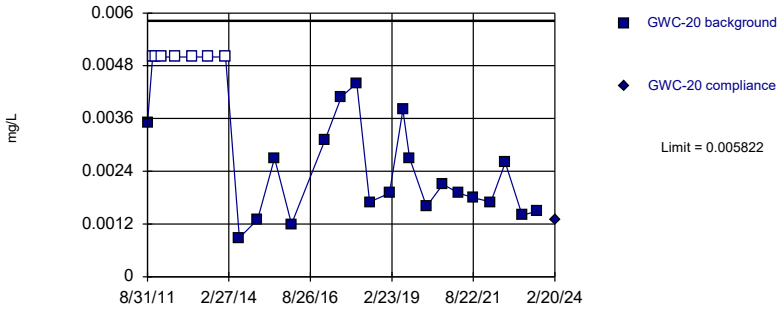

Background Data Summary (based on cube root transformation) (after Kaplan-Meier Adjustment): Mean=0.1269, Std. Dev.=0.01962, n=27, 25.93% NDs. Normality test: Shapiro Wilk @alpha = 0.01, calculated = 0.895, critical = 0.894. Kappa = 2.699 (c=16, w=29, 1 of 2, event alpha = 0.05132). Report alpha = 0.0001135.

Constituent: Vanadium Analysis Run 8/13/2024 11:00 AM View: Appendix I
Plant Wansley Client: Southern Company Data: Wansley Landfill

Sanitas™ v.10.0.20 Software licensed to Groundwater Stats Consulting. UG
Hollow symbols indicate censored values.

Within Limit

Prediction Limit

Intrawell Non-parametric

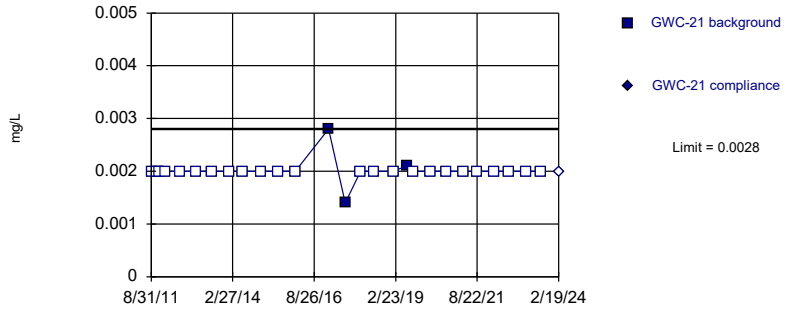

Non-parametric test used in lieu of parametric prediction limit because censored data exceeded 50%. Limit is highest of 27 background values. 88.89% NDs. Well-constituent pair annual alpha = 0.004998. Individual comparison alpha = 0.002502 (1 of 2).

Constituent: Vanadium Analysis Run 8/13/2024 11:00 AM View: Appendix I
Plant Wansley Client: Southern Company Data: Wansley Landfill

Sanitas™ v.10.0.20 Software licensed to Groundwater Stats Consulting. UG
Hollow symbols indicate censored values.

Within Limit

Prediction Limit

Intrawell Parametric

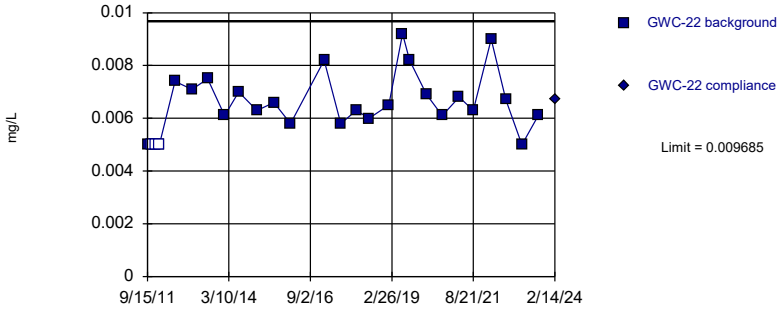

Background Data Summary: Mean=0.006552, Std. Dev.=0.001161, n=27, 11.11% NDs. Normality test: Shapiro Wilk @alpha = 0.01, calculated = 0.9307, critical = 0.894. Kappa = 2.699 (c=16, w=29, 1 of 2, event alpha = 0.05132). Report alpha = 0.0001135.

Constituent: Vanadium Analysis Run 8/13/2024 11:00 AM View: Appendix I
Plant Wansley Client: Southern Company Data: Wansley Landfill

Sanitas™ v.10.0.20 Software licensed to Groundwater Stats Consulting. UG
Hollow symbols indicate censored values.

Within Limit

Prediction Limit

Intrawell Non-parametric

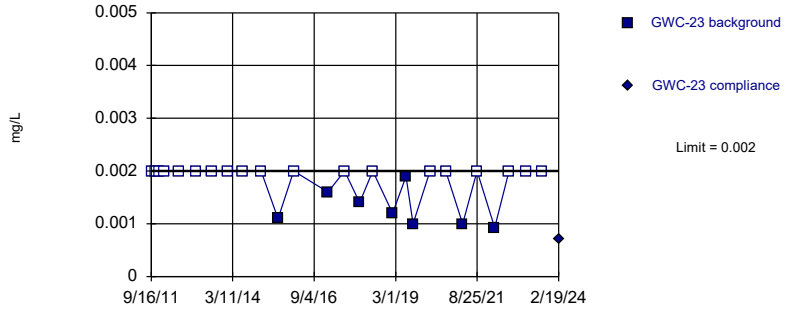

Non-parametric test used in lieu of parametric prediction limit because censored data exceeded 50%. Limit is highest of 27 background values. 70.37% NDs. Well-constituent pair annual alpha = 0.004998. Individual comparison alpha = 0.002502 (1 of 2).

Constituent: Vanadium Analysis Run 8/13/2024 11:00 AM View: Appendix I
Plant Wansley Client: Southern Company Data: Wansley Landfill

Sanitas™ v.10.0.20 Software licensed to Groundwater Stats Consulting. UG
Hollow symbols indicate censored values.

Within Limit

Prediction Limit

Intrawell Non-parametric

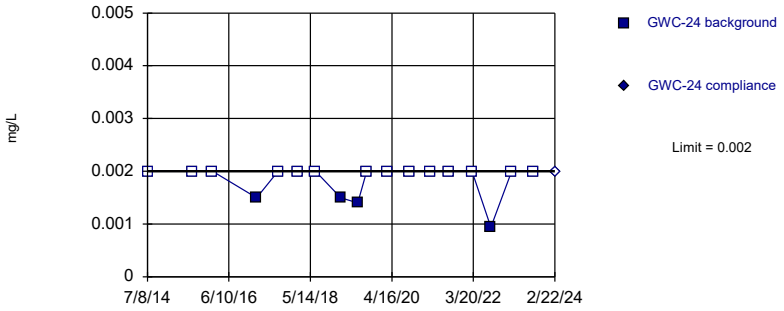

Non-parametric test used in lieu of parametric prediction limit because censored data exceeded 50%. Limit is highest of 18 background values. 77.78% NDs. Well-constituent pair annual alpha = 0.01072. Individual comparison alpha = 0.005373 (1 of 2).

Constituent: Vanadium Analysis Run 8/13/2024 11:00 AM View: Appendix I
Plant Wansley Client: Southern Company Data: Wansley Landfill

Sanitas™ v.10.0.20 Software licensed to Groundwater Stats Consulting. UG
Hollow symbols indicate censored values.

Within Limit

Prediction Limit

Intrawell Non-parametric

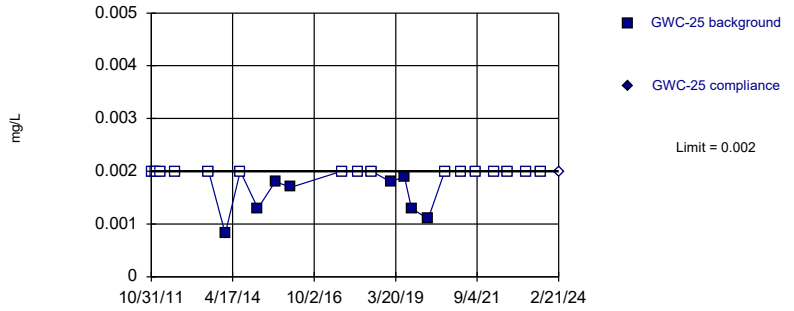

Non-parametric test used in lieu of parametric prediction limit because censored data exceeded 50%. Limit is highest of 24 background values. 66.67% NDs. Well-constituent pair annual alpha = 0.006238. Individual comparison alpha = 0.003124 (1 of 2).

Constituent: Vanadium Analysis Run 8/13/2024 11:00 AM View: Appendix I
Plant Wansley Client: Southern Company Data: Wansley Landfill

Sanitas™ v.10.0.20 Software licensed to Groundwater Stats Consulting. UG
Hollow symbols indicate censored values.

Within Limit

Prediction Limit

Intrawell Non-parametric

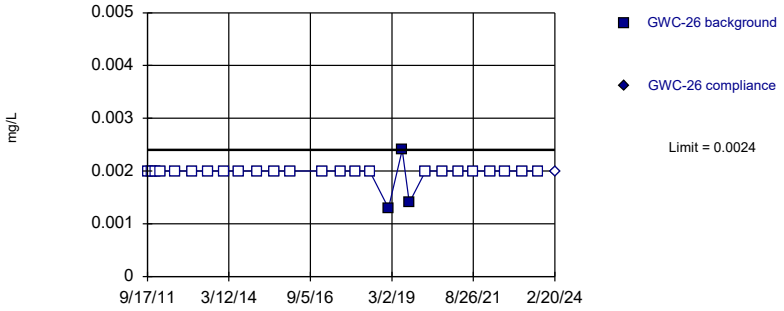

Non-parametric test used in lieu of parametric prediction limit because censored data exceeded 50%. Limit is highest of 27 background values. 88.89% NDs. Well-constituent pair annual alpha = 0.004998. Individual comparison alpha = 0.002502 (1 of 2).

Constituent: Vanadium Analysis Run 8/13/2024 11:00 AM View: Appendix I
Plant Wansley Client: Southern Company Data: Wansley Landfill

Sanitas™ v.10.0.20 Software licensed to Groundwater Stats Consulting. UG
Hollow symbols indicate censored values.

Within Limit

Prediction Limit

Intrawell Non-parametric

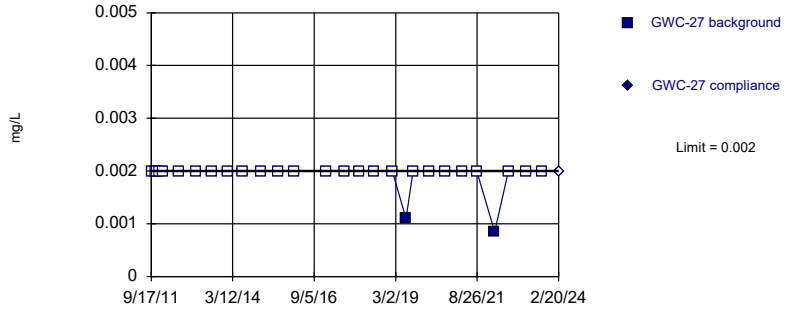

Non-parametric test used in lieu of parametric prediction limit because censored data exceeded 50%. Limit is highest of 27 background values. 92.59% NDs. Well-constituent pair annual alpha = 0.004998. Individual comparison alpha = 0.002502 (1 of 2).

Constituent: Vanadium Analysis Run 8/13/2024 11:00 AM View: Appendix I
Plant Wansley Client: Southern Company Data: Wansley Landfill

Sanitas™ v.10.0.20 Software licensed to Groundwater Stats Consulting. UG
Hollow symbols indicate censored values.

Within Limit

Prediction Limit

Intrawell Non-parametric

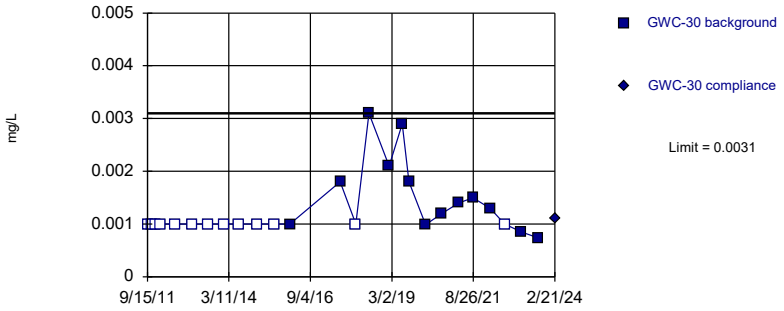

Non-parametric test used in lieu of parametric prediction limit because the Shapiro Wilk normality test showed the data to be non-normal at the 0.01 alpha level. Limit is highest of 26 background values. 50% NDs. Well-constituent pair annual alpha = 0.005327. Individual comparison alpha = 0.002667 (1 of 2).

Constituent: Vanadium Analysis Run 8/13/2024 11:00 AM View: Appendix I

Plant Wansley Client: Southern Company Data: Wansley Landfill

Sanitas™ v.10.0.20 Software licensed to Groundwater Stats Consulting. UG
Hollow symbols indicate censored values.

Within Limit

Prediction Limit

Intrawell Non-parametric

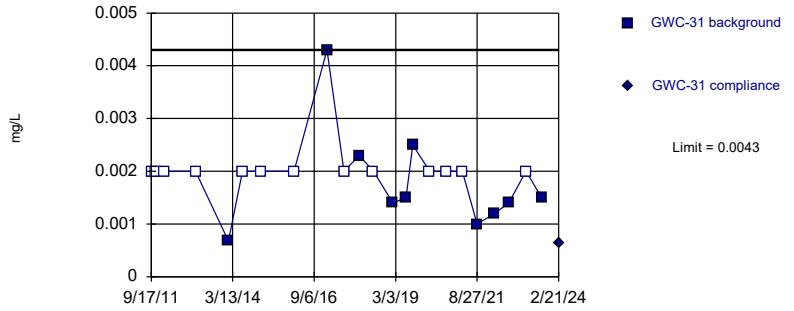

Non-parametric test used in lieu of parametric prediction limit because censored data exceeded 50%. Limit is highest of 23 background values. 56.52% NDs. Well-constituent pair annual alpha = 0.006819. Individual comparison alpha = 0.003415 (1 of 2).

Constituent: Vanadium Analysis Run 8/13/2024 11:00 AM View: Appendix I

Plant Wansley Client: Southern Company Data: Wansley Landfill

Sanitas™ v.10.0.20 Software licensed to Groundwater Stats Consulting. UG
Hollow symbols indicate censored values.

Within Limit

Prediction Limit

Intrawell Non-parametric

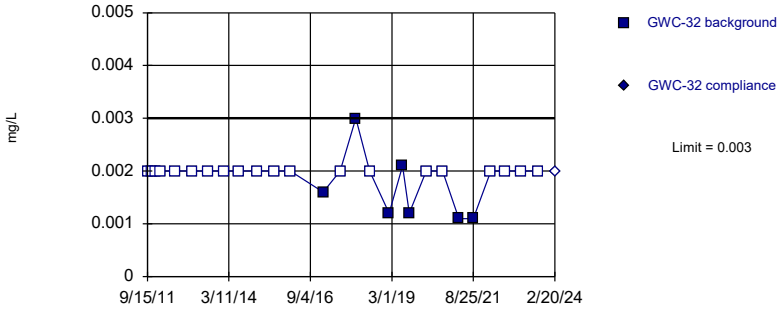

Non-parametric test used in lieu of parametric prediction limit because censored data exceeded 50%. Limit is highest of 27 background values. 74.07% NDs. Well-constituent pair annual alpha = 0.004998. Individual comparison alpha = 0.002502 (1 of 2).

Constituent: Vanadium Analysis Run 8/13/2024 11:00 AM View: Appendix I

Plant Wansley Client: Southern Company Data: Wansley Landfill

Sanitas™ v.10.0.20 Software licensed to Groundwater Stats Consulting. UG
Hollow symbols indicate censored values.

Within Limit

Prediction Limit

Intrawell Non-parametric

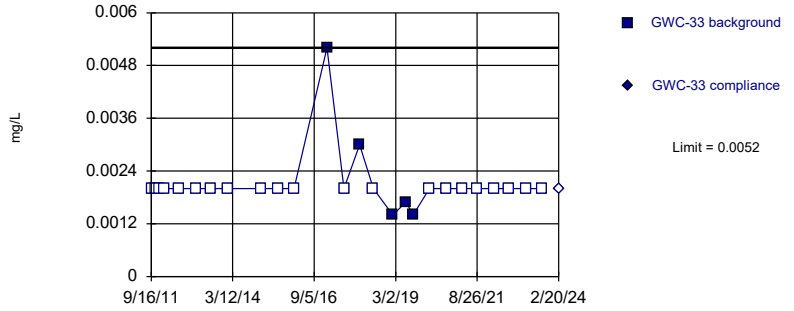

Non-parametric test used in lieu of parametric prediction limit because censored data exceeded 50%. Limit is highest of 26 background values. 80.77% NDs. Well-constituent pair annual alpha = 0.005327. Individual comparison alpha = 0.002667 (1 of 2).

Constituent: Vanadium Analysis Run 8/13/2024 11:00 AM View: Appendix I

Plant Wansley Client: Southern Company Data: Wansley Landfill

Sanitas™ v.10.0.20 Software licensed to Groundwater Stats Consulting. UG
Hollow symbols indicate censored values.

Within Limit

Prediction Limit

Intrawell Non-parametric

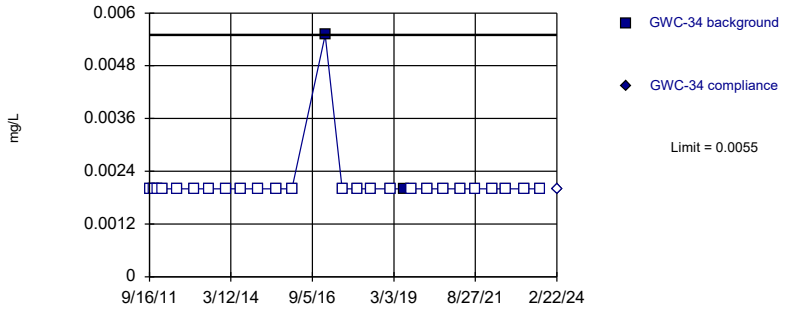

Non-parametric test used in lieu of parametric prediction limit because censored data exceeded 50%. Limit is highest of 27 background values. 92.59% NDs. Well-constituent pair annual alpha = 0.004998. Individual comparison alpha = 0.002502 (1 of 2).

Constituent: Vanadium Analysis Run 8/13/2024 11:00 AM View: Appendix I
Plant Wansley Client: Southern Company Data: Wansley Landfill

Sanitas™ v.10.0.20 Software licensed to Groundwater Stats Consulting. UG
Hollow symbols indicate censored values.

Within Limit

Prediction Limit

Intrawell Non-parametric

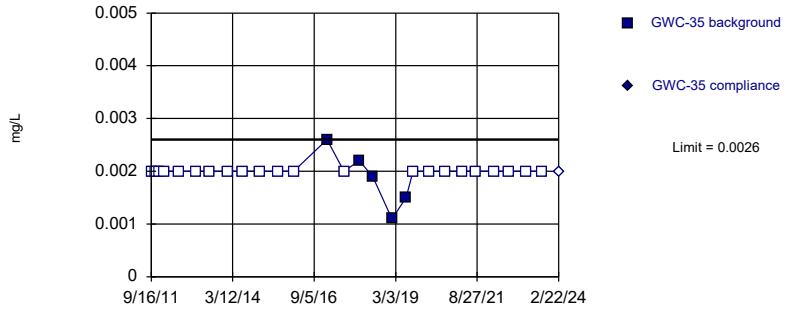

Non-parametric test used in lieu of parametric prediction limit because censored data exceeded 50%. Limit is highest of 27 background values. 81.48% NDs. Well-constituent pair annual alpha = 0.004998. Individual comparison alpha = 0.002502 (1 of 2).

Constituent: Vanadium Analysis Run 8/13/2024 11:00 AM View: Appendix I
Plant Wansley Client: Southern Company Data: Wansley Landfill

Sanitas™ v.10.0.20 Software licensed to Groundwater Stats Consulting. UG
Hollow symbols indicate censored values.

Within Limit

Prediction Limit

Intrawell Parametric

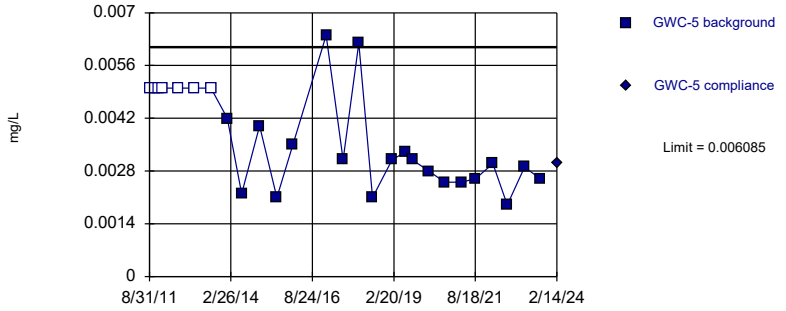

Background Data Summary (after Kaplan-Meier Adjustment): Mean=0.00298, Std. Dev.=0.001151, n=27, 25.93% NDs. Normality test: Shapiro Wilk @alpha = 0.01, calculated = 0.9018, critical = 0.894. Kappa = 2.699 (c=16, w=29, 1 of 2, event alpha = 0.05132). Report alpha = 0.0001135.

Constituent: Vanadium Analysis Run 8/13/2024 11:00 AM View: Appendix I
Plant Wansley Client: Southern Company Data: Wansley Landfill

Sanitas™ v.10.0.20 Software licensed to Groundwater Stats Consulting. UG
Hollow symbols indicate censored values.

Within Limit

Prediction Limit

Intrawell Non-parametric

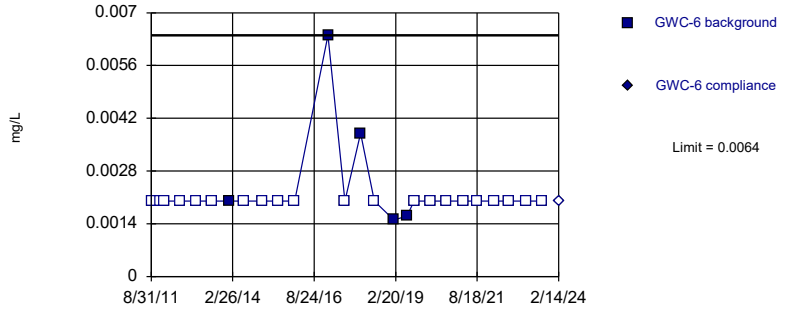

Non-parametric test used in lieu of parametric prediction limit because censored data exceeded 50%. Limit is highest of 27 background values. 81.48% NDs. Well-constituent pair annual alpha = 0.004998. Individual comparison alpha = 0.002502 (1 of 2).

Constituent: Vanadium Analysis Run 8/13/2024 11:00 AM View: Appendix I
Plant Wansley Client: Southern Company Data: Wansley Landfill

Sanitas™ v.10.0.20 Software licensed to Groundwater Stats Consulting. UG
Hollow symbols indicate censored values.

Within Limit

Prediction Limit

Intrawell Parametric

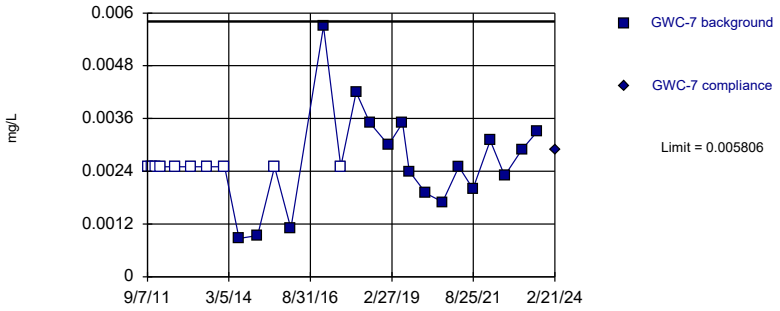

Background Data Summary (based on square root transformation) (after Kaplan-Meier Adjustment): Mean=0.04531, Std. Dev.=0.01144, n=27, 37.04% NDs. Normality test: Shapiro Wilk @alpha = 0.01, calculated = 0.9068, critical = 0.894. Kappa = 2.699 (c=16, w=29, 1 of 2, event alpha = 0.05132). Report alpha = 0.0001135.

Constituent: Vanadium Analysis Run 8/13/2024 11:00 AM View: Appendix I
Plant Wansley Client: Southern Company Data: Wansley Landfill

Sanitas™ v.10.0.20 Software licensed to Groundwater Stats Consulting. UG
Hollow symbols indicate censored values.

Within Limit

Prediction Limit

Intrawell Non-parametric

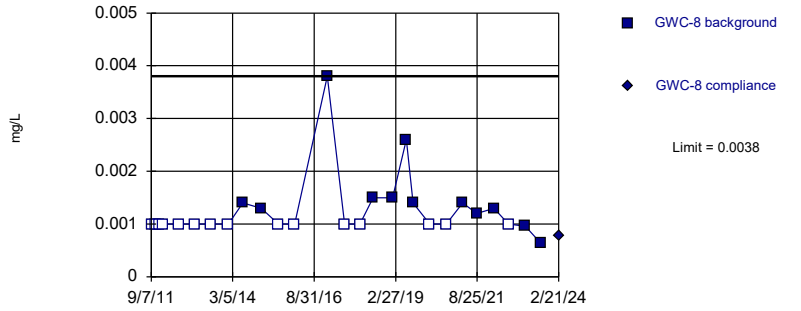

Non-parametric test used in lieu of parametric prediction limit because censored data exceeded 50%. Limit is highest of 27 background values. 55.56% NDs. Well-constituent pair annual alpha = 0.004998. Individual comparison alpha = 0.002502 (1 of 2).

Constituent: Vanadium Analysis Run 8/13/2024 11:00 AM View: Appendix I
Plant Wansley Client: Southern Company Data: Wansley Landfill

Sanitas™ v.10.0.20 Software licensed to Groundwater Stats Consulting. UG
Hollow symbols indicate censored values.

Within Limit

Prediction Limit

Intrawell Non-parametric

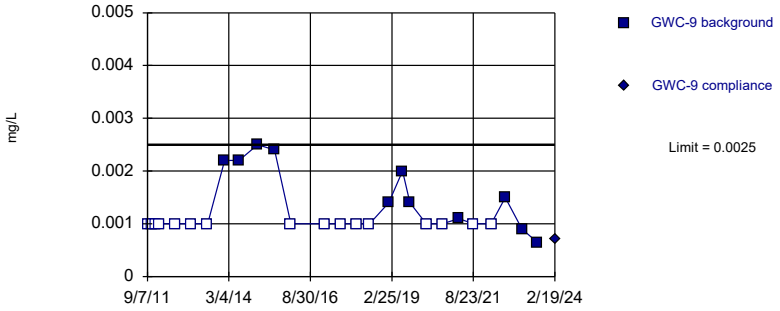

Non-parametric test used in lieu of parametric prediction limit because censored data exceeded 50%. Limit is highest of 27 background values. 59.26% NDs. Well-constituent pair annual alpha = 0.004998. Individual comparison alpha = 0.002502 (1 of 2).

Constituent: Vanadium Analysis Run 8/13/2024 11:00 AM View: Appendix I
Plant Wansley Client: Southern Company Data: Wansley Landfill

Sanitas™ v.10.0.20 Software licensed to Groundwater Stats Consulting. UG
Hollow symbols indicate censored values.

Within Limit

Prediction Limit

Intrawell Non-parametric

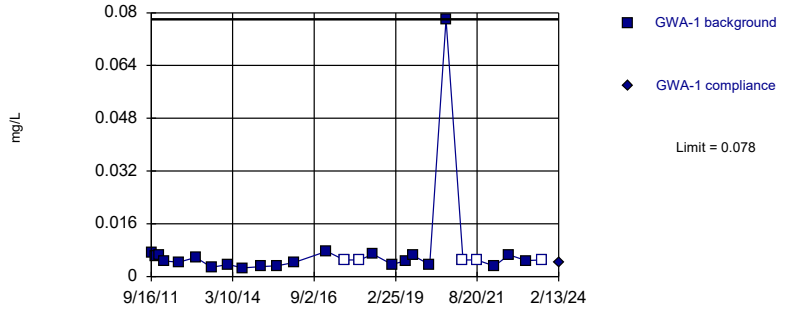

Non-parametric test used in lieu of parametric prediction limit because the Shapiro Wilk normality test showed the data to be non-normal at the 0.01 alpha level. Limit is highest of 27 background values. 18.52% NDs. Well-constituent pair annual alpha = 0.004998. Individual comparison alpha = 0.002502 (1 of 2).

Constituent: Zinc Analysis Run 8/13/2024 11:00 AM View: Appendix I
Plant Wansley Client: Southern Company Data: Wansley Landfill

Sanitas™ v.10.0.20 Software licensed to Groundwater Stats Consulting. UG
Hollow symbols indicate censored values.

Within Limit

Prediction Limit

Intrawell Parametric

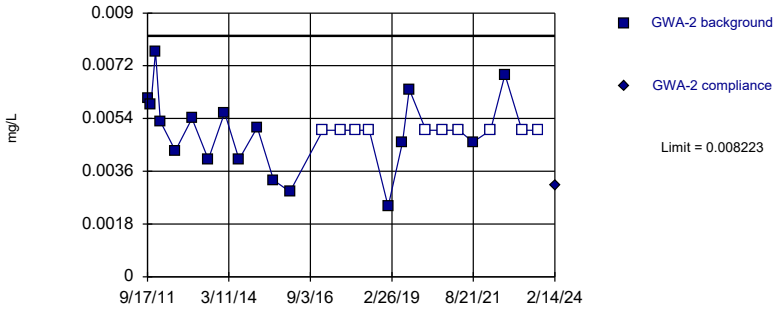

Background Data Summary (after Kaplan-Meier Adjustment): Mean=0.00432, Std. Dev.=0.001446, n=27, 37.04% NDs. Normality test: Shapiro Wilk @alpha = 0.01, calculated = 0.9374, critical = 0.894. Kappa = 2.699 (c=16, w=29, 1 of 2, event alpha = 0.05132). Report alpha = 0.0001135.

Constituent: Zinc Analysis Run 8/13/2024 11:00 AM View: Appendix I

Plant Wansley Client: Southern Company Data: Wansley Landfill

Sanitas™ v.10.0.20 Software licensed to Groundwater Stats Consulting. UG
Hollow symbols indicate censored values.

Within Limit

Prediction Limit

Intrawell Parametric

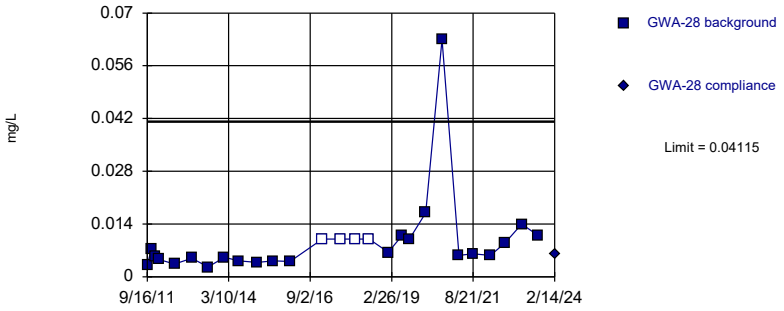

Background Data Summary (based on natural log transformation): Mean=-4.96, Std. Dev.=0.6557, n=27, 14.81% NDs. Normality test: Shapiro Wilk @alpha = 0.01, calculated = 0.9032, critical = 0.894. Kappa = 2.699 (c=16, w=29, 1 of 2, event alpha = 0.05132). Report alpha = 0.0001135.

Constituent: Zinc Analysis Run 8/13/2024 11:00 AM View: Appendix I

Plant Wansley Client: Southern Company Data: Wansley Landfill

Sanitas™ v.10.0.20 Software licensed to Groundwater Stats Consulting. UG

Within Limit

Prediction Limit

Intrawell Parametric

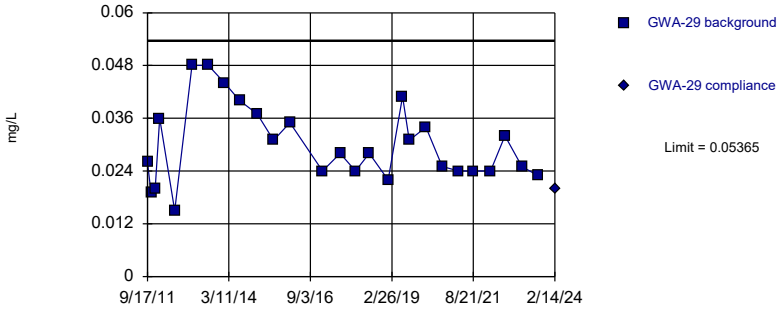

Background Data Summary: Mean=0.02993, Std. Dev.=0.008792, n=27. Normality test: Shapiro Wilk @alpha = 0.01, calculated = 0.9388, critical = 0.894. Kappa = 2.699 (c=16, w=29, 1 of 2, event alpha = 0.05132). Report alpha = 0.0001135.

Constituent: Zinc Analysis Run 8/13/2024 11:00 AM View: Appendix I

Plant Wansley Client: Southern Company Data: Wansley Landfill

Sanitas™ v.10.0.20 Software licensed to Groundwater Stats Consulting. UG
Hollow symbols indicate censored values.

Prediction Limit

Intrawell Parametric, GWA-3 (bg)

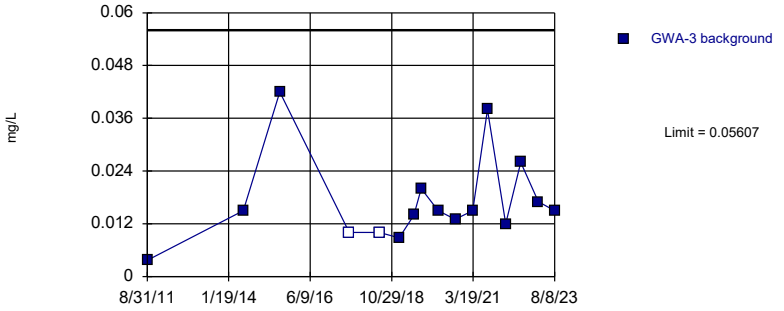

Background Data Summary (based on square root transformation): Mean=0.1262, Std. Dev.=0.03619, n=16, 12.5% NDs. Normality test: Shapiro Wilk @alpha = 0.05, calculated = 0.9104, critical = 0.887. Kappa = 3.056 (c=16, w=29, 1 of 2, event alpha = 0.05132). Report alpha = 0.0001135. Assumes 1 future value.

Constituent: Zinc Analysis Run 8/13/2024 11:00 AM View: Appendix I

Plant Wansley Client: Southern Company Data: Wansley Landfill

Sanitas™ v.10.0.20 Software licensed to Groundwater Stats Consulting. UG
Hollow symbols indicate censored values.

Within Limit

Prediction Limit

Intrawell Non-parametric

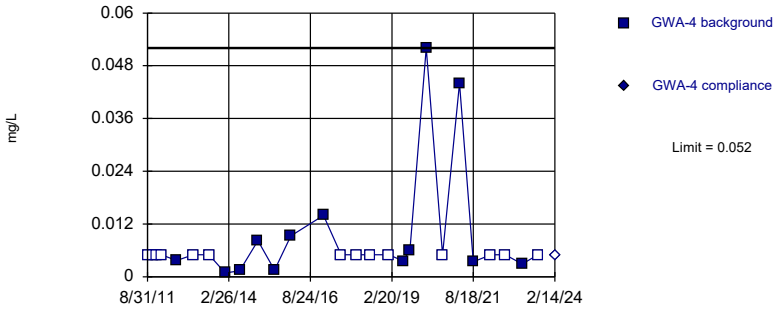

Non-parametric test used in lieu of parametric prediction limit because censored data exceeded 50%. Limit is highest of 27 background values. 51.85% NDs. Well-constituent pair annual alpha = 0.004998. Individual comparison alpha = 0.002502 (1 of 2).

Constituent: Zinc Analysis Run 8/13/2024 11:00 AM View: Appendix I
Plant Wansley Client: Southern Company Data: Wansley Landfill

Sanitas™ v.10.0.20 Software licensed to Groundwater Stats Consulting. UG
Hollow symbols indicate censored values.

Within Limit

Prediction Limit

Intrawell Non-parametric

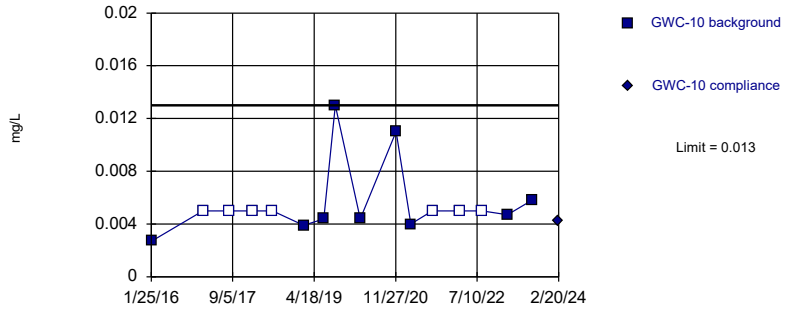

Non-parametric test used in lieu of parametric prediction limit because the Shapiro Wilk normality test showed the data to be non-normal at the 0.05 alpha level. Limit is highest of 16 background values. 43.75% NDs. Well-constituent pair annual alpha = 0.01287. Individual comparison alpha = 0.006456 (1 of 2).

Constituent: Zinc Analysis Run 8/13/2024 11:00 AM View: Appendix I
Plant Wansley Client: Southern Company Data: Wansley Landfill

Sanitas™ v.10.0.20 Software licensed to Groundwater Stats Consulting. UG
Hollow symbols indicate censored values.

Within Limit

Prediction Limit

Intrawell Non-parametric

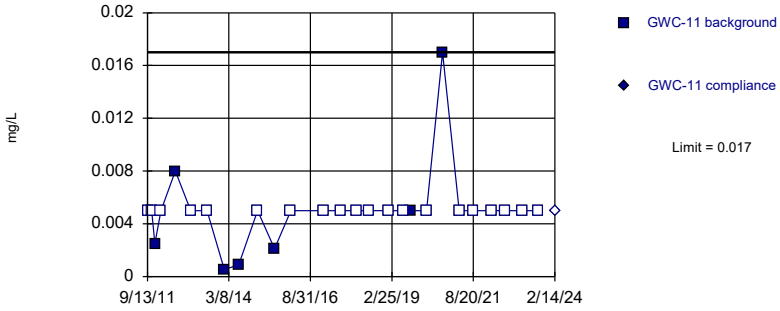

Non-parametric test used in lieu of parametric prediction limit because censored data exceeded 50%. Limit is highest of 27 background values. 74.07% NDs. Well-constituent pair annual alpha = 0.004998. Individual comparison alpha = 0.002502 (1 of 2).

Constituent: Zinc Analysis Run 8/13/2024 11:00 AM View: Appendix I
Plant Wansley Client: Southern Company Data: Wansley Landfill

Sanitas™ v.10.0.20 Software licensed to Groundwater Stats Consulting. UG
Hollow symbols indicate censored values.

Within Limit

Prediction Limit

Intrawell Non-parametric

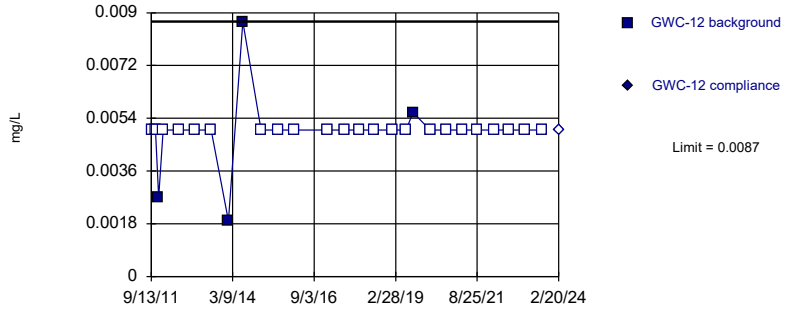

Non-parametric test used in lieu of parametric prediction limit because censored data exceeded 50%. Limit is highest of 27 background values. 85.19% NDs. Well-constituent pair annual alpha = 0.004998. Individual comparison alpha = 0.002502 (1 of 2).

Constituent: Zinc Analysis Run 8/13/2024 11:00 AM View: Appendix I
Plant Wansley Client: Southern Company Data: Wansley Landfill

Sanitas™ v.10.0.20 Software licensed to Groundwater Stats Consulting. UG
Hollow symbols indicate censored values.

Within Limit

Prediction Limit

Intrawell Non-parametric

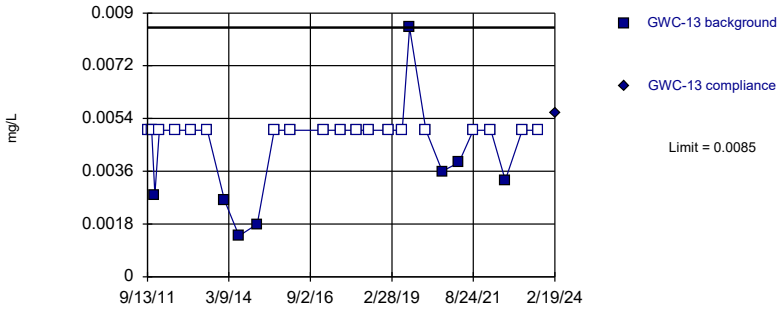

Non-parametric test used in lieu of parametric prediction limit because censored data exceeded 50%. Limit is highest of 27 background values. 70.37% NDs. Well-constituent pair annual alpha = 0.004998. Individual comparison alpha = 0.002502 (1 of 2).

Constituent: Zinc Analysis Run 8/13/2024 11:00 AM View: Appendix I

Plant Wansley Client: Southern Company Data: Wansley Landfill

Sanitas™ v.10.0.20 Software licensed to Groundwater Stats Consulting. UG

Within Limit

Prediction Limit

Intrawell Parametric

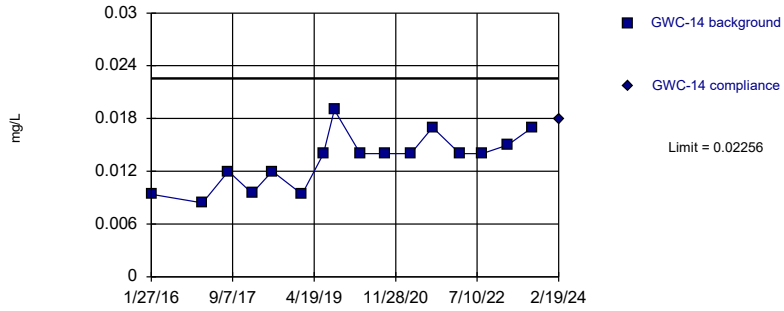

Background Data Summary: Mean=0.01329, Std. Dev.=0.003033, n=16. Normality test: Shapiro Wilk @alpha = 0.05, calculated = 0.931, critical = 0.887. Kappa = 3.056 (c=16, w=29, 1 of 2, event alpha = 0.05132). Report alpha = 0.0001135.

Constituent: Zinc Analysis Run 8/13/2024 11:00 AM View: Appendix I

Plant Wansley Client: Southern Company Data: Wansley Landfill

Sanitas™ v.10.0.20 Software licensed to Groundwater Stats Consulting. UG
Hollow symbols indicate censored values.

Within Limit

Prediction Limit

Intrawell Non-parametric

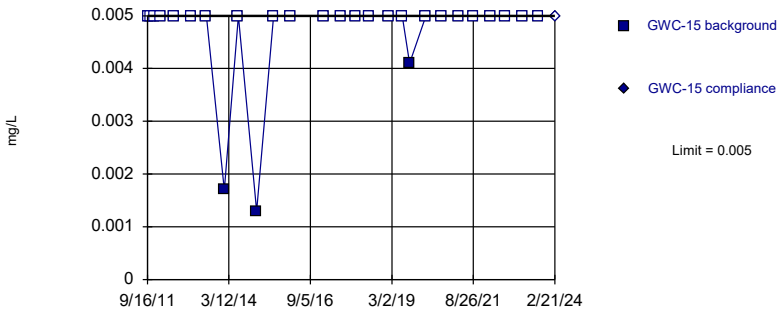

Non-parametric test used in lieu of parametric prediction limit because censored data exceeded 50%. Limit is highest of 27 background values. 88.89% NDs. Well-constituent pair annual alpha = 0.004998. Individual comparison alpha = 0.002502 (1 of 2).

Constituent: Zinc Analysis Run 8/13/2024 11:00 AM View: Appendix I

Plant Wansley Client: Southern Company Data: Wansley Landfill

Sanitas™ v.10.0.20 Software licensed to Groundwater Stats Consulting. UG
Hollow symbols indicate censored values.

Within Limit

Prediction Limit

Intrawell Non-parametric

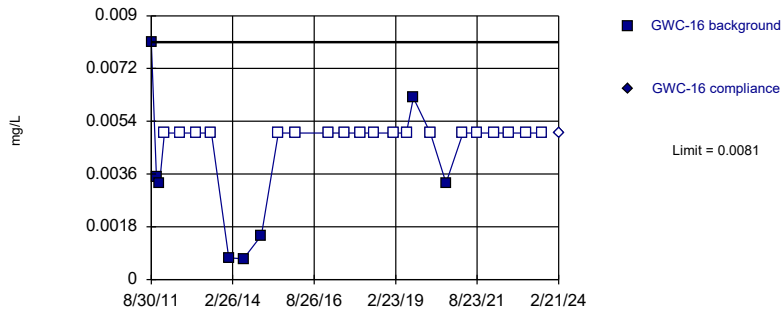

Non-parametric test used in lieu of parametric prediction limit because censored data exceeded 50%. Limit is highest of 27 background values. 70.37% NDs. Well-constituent pair annual alpha = 0.004998. Individual comparison alpha = 0.002502 (1 of 2).

Constituent: Zinc Analysis Run 8/13/2024 11:00 AM View: Appendix I

Plant Wansley Client: Southern Company Data: Wansley Landfill

Sanitas™ v.10.0.20 Software licensed to Groundwater Stats Consulting. UG
Hollow symbols indicate censored values.

Within Limit

Prediction Limit

Intrawell Non-parametric

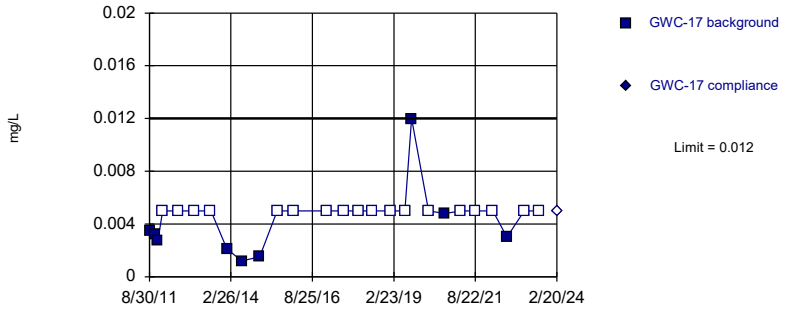

Non-parametric test used in lieu of parametric prediction limit because censored data exceeded 50%. Limit is highest of 27 background values. 66.67% NDs. Well-constituent pair annual alpha = 0.004998. Individual comparison alpha = 0.002502 (1 of 2).

Constituent: Zinc Analysis Run 8/13/2024 11:00 AM View: Appendix I
Plant Wansley Client: Southern Company Data: Wansley Landfill

Sanitas™ v.10.0.20 Software licensed to Groundwater Stats Consulting. UG
Hollow symbols indicate censored values.

Within Limit

Prediction Limit

Intrawell Non-parametric

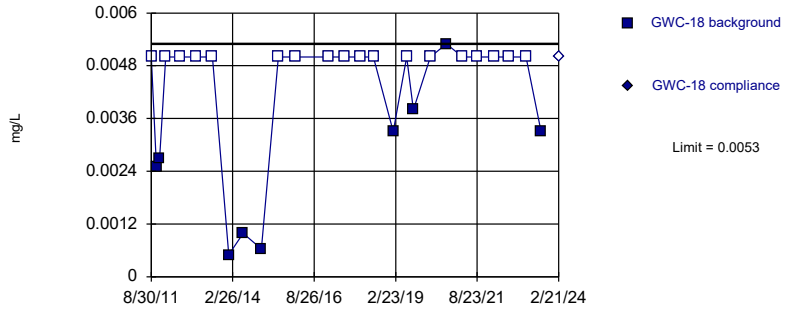

Non-parametric test used in lieu of parametric prediction limit because censored data exceeded 50%. Limit is highest of 27 background values. 66.67% NDs. Well-constituent pair annual alpha = 0.004998. Individual comparison alpha = 0.002502 (1 of 2).

Constituent: Zinc Analysis Run 8/13/2024 11:00 AM View: Appendix I
Plant Wansley Client: Southern Company Data: Wansley Landfill

Sanitas™ v.10.0.20 Software licensed to Groundwater Stats Consulting. UG
Hollow symbols indicate censored values.

Within Limit

Prediction Limit

Intrawell Parametric

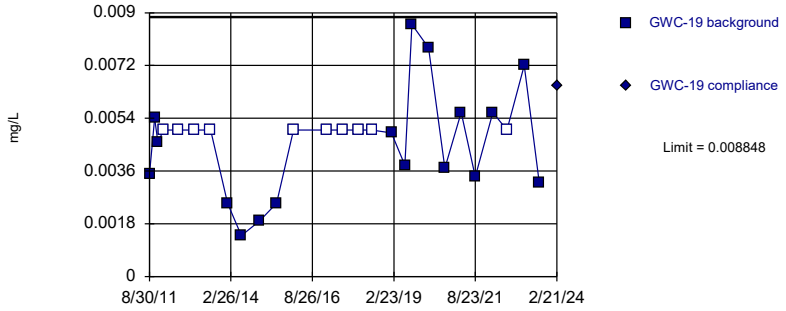

Background Data Summary (after Kaplan-Meier Adjustment): Mean=0.003845, Std. Dev.=0.001854, n=27, 37.04% NDs. Normality test: Shapiro Wilk @alpha = 0.01, calculated = 0.9257, critical = 0.894. Kappa = 2.699 (c=16, w=29, 1 of 2, event alpha = 0.05132). Report alpha = 0.0001135.

Constituent: Zinc Analysis Run 8/13/2024 11:00 AM View: Appendix I
Plant Wansley Client: Southern Company Data: Wansley Landfill

Sanitas™ v.10.0.20 Software licensed to Groundwater Stats Consulting. UG
Hollow symbols indicate censored values.

Within Limit

Prediction Limit

Intrawell Non-parametric

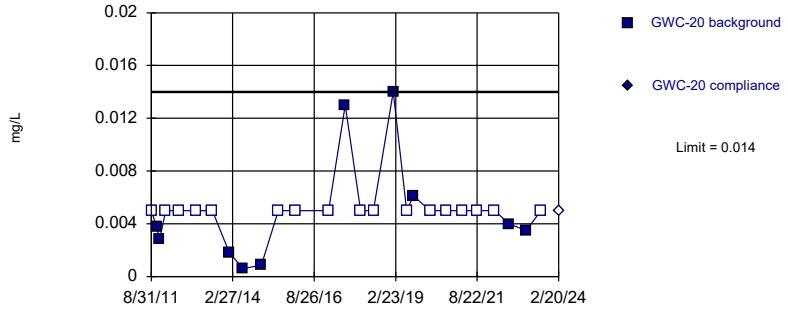

Non-parametric test used in lieu of parametric prediction limit because censored data exceeded 50%. Limit is highest of 27 background values. 62.96% NDs. Well-constituent pair annual alpha = 0.004998. Individual comparison alpha = 0.002502 (1 of 2).

Constituent: Zinc Analysis Run 8/13/2024 11:00 AM View: Appendix I
Plant Wansley Client: Southern Company Data: Wansley Landfill

Sanitas™ v.10.0.20 Software licensed to Groundwater Stats Consulting. UG
Hollow symbols indicate censored values.

Within Limit

Prediction Limit

Intrawell Parametric

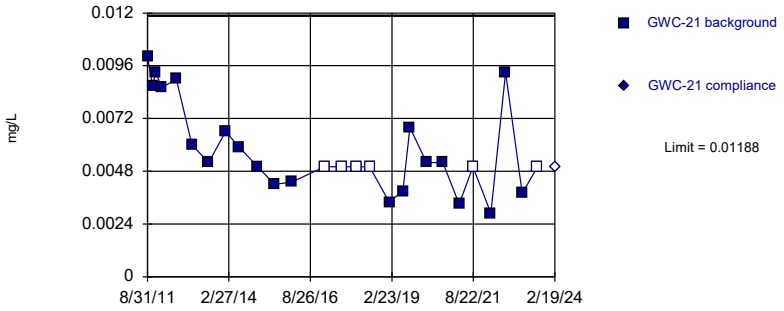

Background Data Summary (based on square root transformation) (after Kaplan-Meier Adjustment): Mean=0.07056, Std. Dev.=0.01424, n=27, 22.22% NDs. Normality test: Shapiro Wilk @alpha = 0.01, calculated = 0.9143, critical = 0.894. Kappa = 2.699 (c=16, w=29, 1 of 2, event alpha = 0.05132). Report alpha = 0.0001135.

Constituent: Zinc Analysis Run 8/13/2024 11:01 AM View: Appendix I
Plant Wansley Client: Southern Company Data: Wansley Landfill

Sanitas™ v.10.0.20 Software licensed to Groundwater Stats Consulting. UG
Hollow symbols indicate censored values.

Within Limit

Prediction Limit

Intrawell Non-parametric

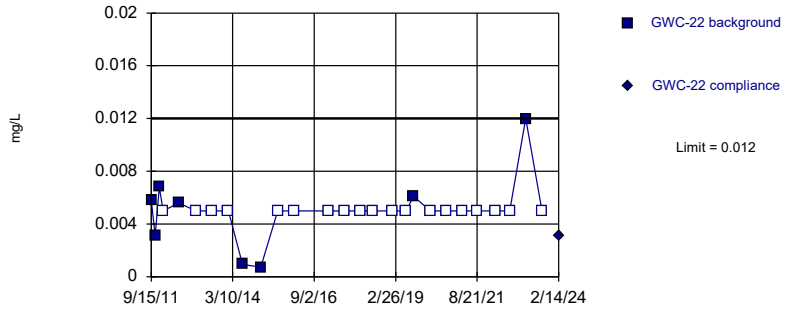

Non-parametric test used in lieu of parametric prediction limit because censored data exceeded 50%. Limit is highest of 27 background values. 70.37% NDs. Well-constituent pair annual alpha = 0.004998. Individual comparison alpha = 0.002502 (1 of 2).

Constituent: Zinc Analysis Run 8/13/2024 11:01 AM View: Appendix I
Plant Wansley Client: Southern Company Data: Wansley Landfill

Sanitas™ v.10.0.20 Software licensed to Groundwater Stats Consulting. UG
Hollow symbols indicate censored values.

Within Limit

Prediction Limit

Intrawell Non-parametric

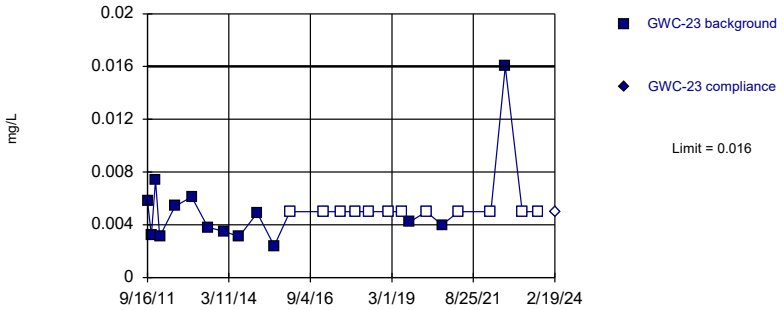

Non-parametric test used in lieu of parametric prediction limit because the Shapiro Wilk normality test showed the data to be non-normal at the 0.01 alpha level. Limit is highest of 26 background values. 46.15% NDs. Well-constituent pair annual alpha = 0.005327. Individual comparison alpha = 0.002667 (1 of 2).

Constituent: Zinc Analysis Run 8/13/2024 11:01 AM View: Appendix I
Plant Wansley Client: Southern Company Data: Wansley Landfill

Sanitas™ v.10.0.20 Software licensed to Groundwater Stats Consulting. UG
Hollow symbols indicate censored values.

Exceeds Limit

Prediction Limit

Intrawell Parametric

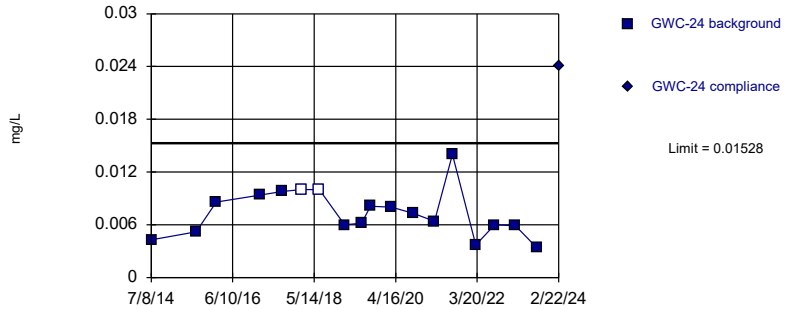

Background Data Summary: Mean=0.00735, Std. Dev.=0.002677, n=18, 11.11% NDs. Normality test: Shapiro Wilk @alpha = 0.05, calculated = 0.9507, critical = 0.897. Kappa = 2.963 (c=16, w=29, 1 of 2, event alpha = 0.05132). Report alpha = 0.0001135.

Constituent: Zinc Analysis Run 8/13/2024 11:01 AM View: Appendix I
Plant Wansley Client: Southern Company Data: Wansley Landfill

Sanitas™ v.10.0.20 Software licensed to Groundwater Stats Consulting. UG
Hollow symbols indicate censored values.

Within Limit

Prediction Limit

Intrawell Parametric

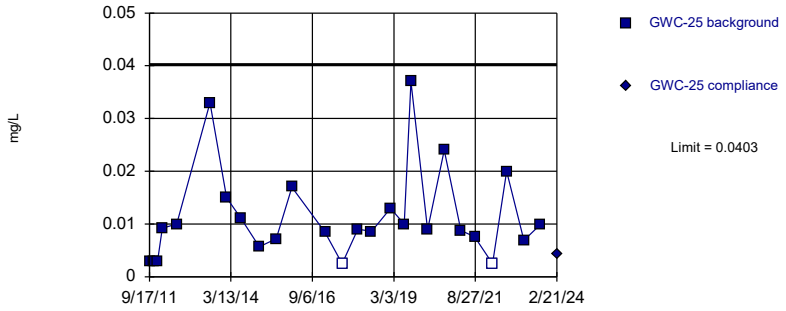

Background Data Summary (based on square root transformation): Mean=0.09989, Std. Dev.=0.03714, n=26, 7.692% NDs. Normality test: Shapiro Wilk @alpha = 0.01, calculated = 0.9083, critical = 0.891. Kappa = 2.716 (c=16, w=29, 1 of 2, event alpha = 0.05132). Report alpha = 0.0001135.

Constituent: Zinc Analysis Run 8/13/2024 11:01 AM View: Appendix I
Plant Wansley Client: Southern Company Data: Wansley Landfill

Sanitas™ v.10.0.20 Software licensed to Groundwater Stats Consulting. UG
Hollow symbols indicate censored values.

Within Limit

Prediction Limit

Intrawell Non-parametric

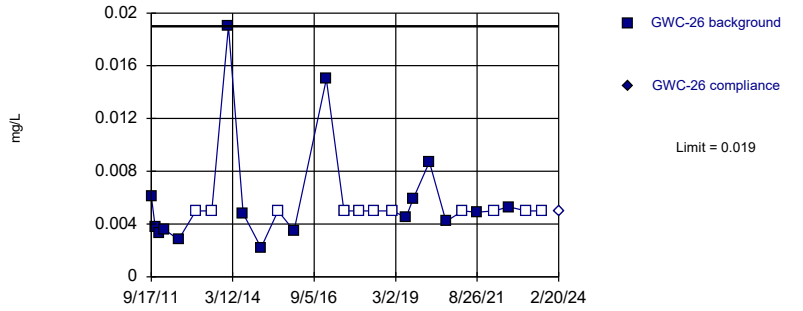

Non-parametric test used in lieu of parametric prediction limit because the Shapiro Wilk normality test showed the data to be non-normal at the 0.01 alpha level. Limit is highest of 27 background values. 40.74% NDs. Well-constituent pair annual alpha = 0.004998. Individual comparison alpha = 0.002502 (1 of 2).

Constituent: Zinc Analysis Run 8/13/2024 11:01 AM View: Appendix I
Plant Wansley Client: Southern Company Data: Wansley Landfill

Sanitas™ v.10.0.20 Software licensed to Groundwater Stats Consulting. UG
Hollow symbols indicate censored values.

Within Limit

Prediction Limit

Intrawell Non-parametric

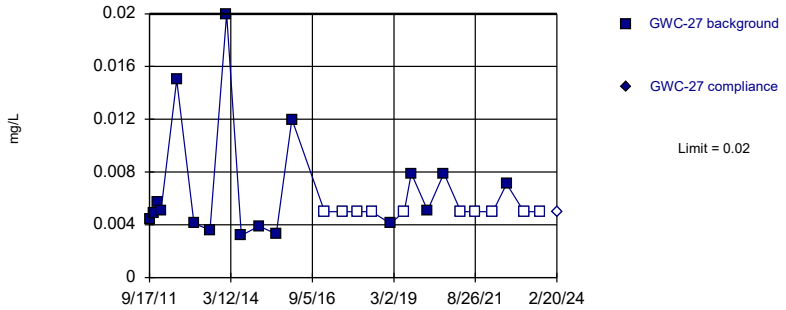

Non-parametric test used in lieu of parametric prediction limit because the Shapiro Wilk normality test showed the data to be non-normal at the 0.01 alpha level. Limit is highest of 27 background values. 37.04% NDs. Well-constituent pair annual alpha = 0.004998. Individual comparison alpha = 0.002502 (1 of 2).

Constituent: Zinc Analysis Run 8/13/2024 11:01 AM View: Appendix I
Plant Wansley Client: Southern Company Data: Wansley Landfill

Sanitas™ v.10.0.20 Software licensed to Groundwater Stats Consulting. UG
Hollow symbols indicate censored values.

Within Limit

Prediction Limit

Intrawell Non-parametric

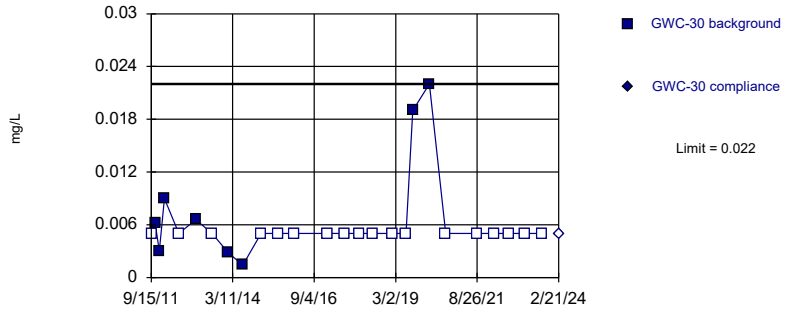

Non-parametric test used in lieu of parametric prediction limit because censored data exceeded 50%. Limit is highest of 26 background values. 69.23% NDs. Well-constituent pair annual alpha = 0.005327. Individual comparison alpha = 0.002667 (1 of 2).

Constituent: Zinc Analysis Run 8/13/2024 11:01 AM View: Appendix I
Plant Wansley Client: Southern Company Data: Wansley Landfill

Sanitas™ v.10.0.20 Software licensed to Groundwater Stats Consulting. UG
Hollow symbols indicate censored values.

Within Limit

Prediction Limit

Intrawell Parametric

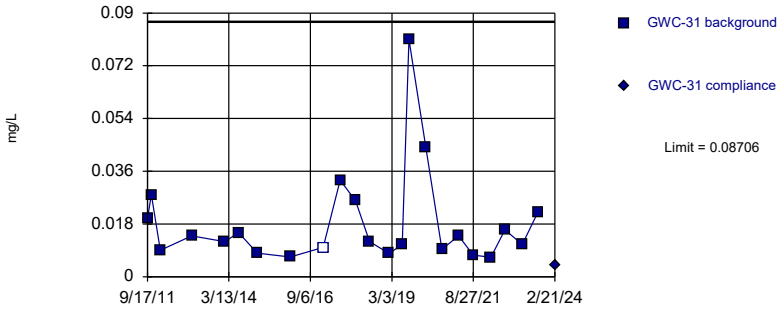

Background Data Summary (based on natural log transformation): Mean=-4.23, Std. Dev.=0.6417, n=23, 4.348% NDs. Normality test: Shapiro Wilk @alpha = 0.01, calculated = 0.9209, critical = 0.881. Kappa = 2.787 (c=16, w=29, 1 of 2, event alpha = 0.05132). Report alpha = 0.0001135.

Constituent: Zinc Analysis Run 8/13/2024 11:01 AM View: Appendix I
Plant Wansley Client: Southern Company Data: Wansley Landfill

Sanitas™ v.10.0.20 Software licensed to Groundwater Stats Consulting. UG

Within Limit

Prediction Limit

Intrawell Parametric

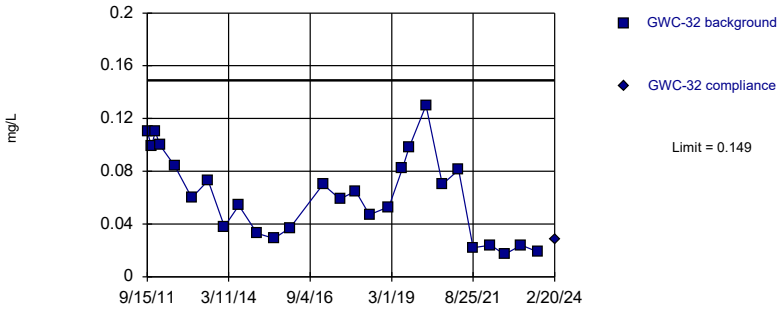

Background Data Summary: Mean=0.06252, Std. Dev.=0.03205, n=27. Normality test: Shapiro Wilk @alpha = 0.01, calculated = 0.9528, critical = 0.894. Kappa = 2.699 (c=16, w=29, 1 of 2, event alpha = 0.05132). Report alpha = 0.0001135.

Constituent: Zinc Analysis Run 8/13/2024 11:01 AM View: Appendix I
Plant Wansley Client: Southern Company Data: Wansley Landfill

Sanitas™ v.10.0.20 Software licensed to Groundwater Stats Consulting. UG
Hollow symbols indicate censored values.

Within Limit

Prediction Limit

Intrawell Non-parametric

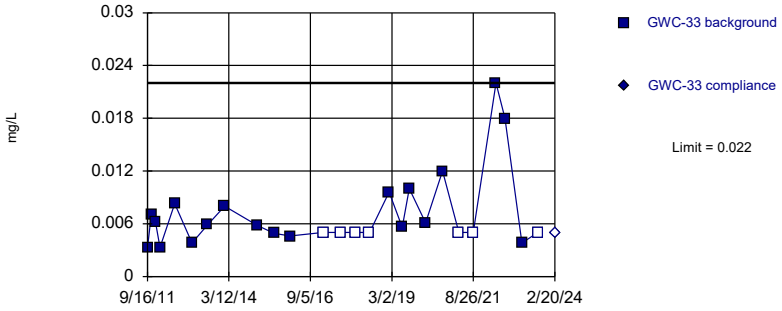

Non-parametric test used in lieu of parametric prediction limit because the Shapiro Wilk normality test showed the data to be non-normal at the 0.01 alpha level. Limit is highest of 26 background values. 26.92% NDs. Well-constituent pair annual alpha = 0.005327. Individual comparison alpha = 0.002667 (1 of 2).

Constituent: Zinc Analysis Run 8/13/2024 11:01 AM View: Appendix I
Plant Wansley Client: Southern Company Data: Wansley Landfill

Sanitas™ v.10.0.20 Software licensed to Groundwater Stats Consulting. UG
Hollow symbols indicate censored values.

Within Limit

Prediction Limit

Intrawell Non-parametric

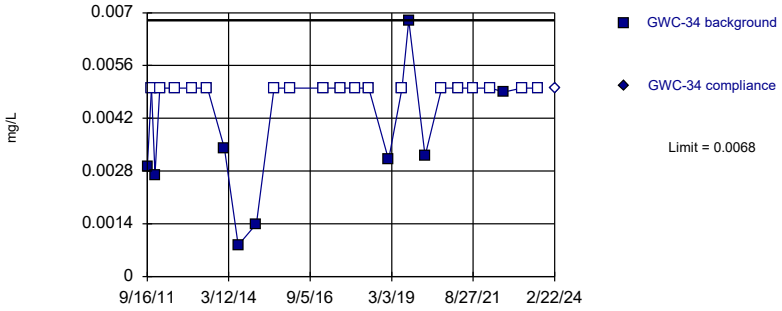

Non-parametric test used in lieu of parametric prediction limit because censored data exceeded 50%. Limit is highest of 27 background values. 66.67% NDs. Well-constituent pair annual alpha = 0.004998. Individual comparison alpha = 0.002502 (1 of 2).

Constituent: Zinc Analysis Run 8/13/2024 11:01 AM View: Appendix I
Plant Wansley Client: Southern Company Data: Wansley Landfill

Sanitas™ v.10.0.20 Software licensed to Groundwater Stats Consulting. UG
Hollow symbols indicate censored values.

Within Limit

Prediction Limit

Intrawell Non-parametric

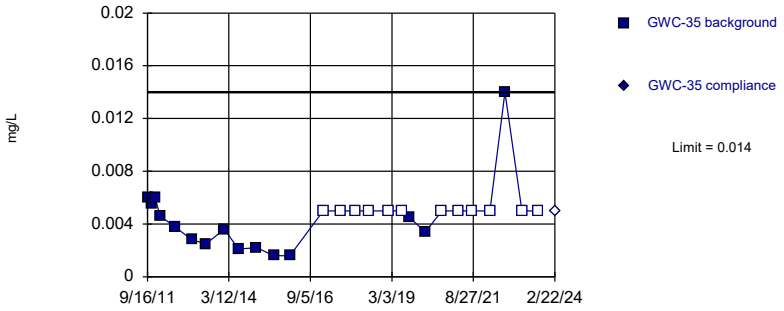

Non-parametric test used in lieu of parametric prediction limit because the Shapiro Wilk normality test showed the data to be non-normal at the 0.01 alpha level. Limit is highest of 27 background values. 44.44% NDs. Well-constituent pair annual alpha = 0.004998. Individual comparison alpha = 0.002502 (1 of 2).

Constituent: Zinc Analysis Run 8/13/2024 11:01 AM View: Appendix I
Plant Wansley Client: Southern Company Data: Wansley Landfill

Sanitas™ v.10.0.20 Software licensed to Groundwater Stats Consulting. UG
Hollow symbols indicate censored values.

Within Limit

Prediction Limit

Intrawell Non-parametric

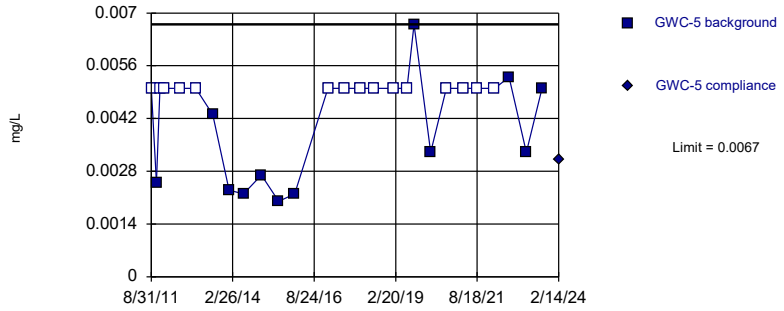

Non-parametric test used in lieu of parametric prediction limit because censored data exceeded 50%. Limit is highest of 27 background values. 55.56% NDs. Well-constituent pair annual alpha = 0.004998. Individual comparison alpha = 0.002502 (1 of 2).

Constituent: Zinc Analysis Run 8/13/2024 11:01 AM View: Appendix I
Plant Wansley Client: Southern Company Data: Wansley Landfill

Sanitas™ v.10.0.20 Software licensed to Groundwater Stats Consulting. UG
Hollow symbols indicate censored values.

Within Limit

Prediction Limit

Intrawell Non-parametric

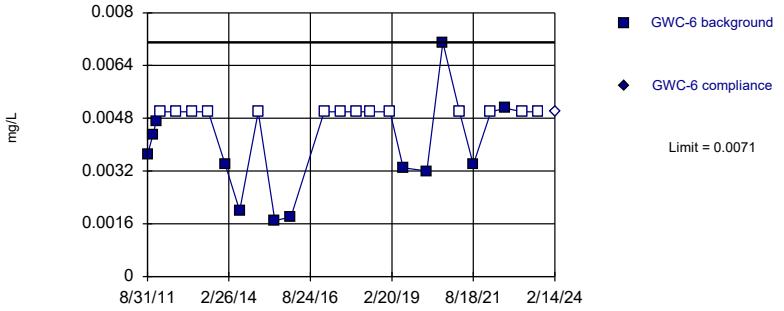

Non-parametric test used in lieu of parametric prediction limit because censored data exceeded 50%. Limit is highest of 26 background values. 53.85% NDs. Well-constituent pair annual alpha = 0.005327. Individual comparison alpha = 0.002667 (1 of 2).

Constituent: Zinc Analysis Run 8/13/2024 11:01 AM View: Appendix I
Plant Wansley Client: Southern Company Data: Wansley Landfill

Sanitas™ v.10.0.20 Software licensed to Groundwater Stats Consulting. UG
Hollow symbols indicate censored values.

Within Limit

Prediction Limit

Intrawell Non-parametric

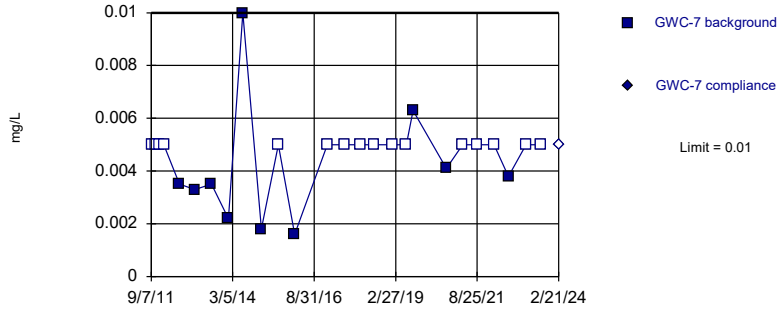

Non-parametric test used in lieu of parametric prediction limit because censored data exceeded 50%. Limit is highest of 26 background values. 61.54% NDs. Well-constituent pair annual alpha = 0.005327. Individual comparison alpha = 0.002667 (1 of 2).

Constituent: Zinc Analysis Run 8/13/2024 11:01 AM View: Appendix I
Plant Wansley Client: Southern Company Data: Wansley Landfill

Sanitas™ v.10.0.20 Software licensed to Groundwater Stats Consulting. UG
Hollow symbols indicate censored values.

Within Limit

Prediction Limit

Intrawell Parametric

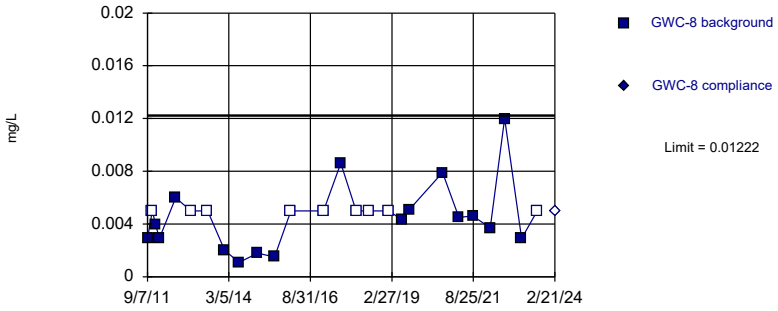

Background Data Summary (based on square root transformation) (after Kaplan-Meier Adjustment): Mean=0.05845, Std. Dev.=0.01918, n=26, 34.62% NDs. Normality test: Shapiro Wilk @alpha = 0.01, calculated = 0.9243, critical = 0.891. Kappa = 2.716 (c=16, w=29, 1 of 2, event alpha = 0.05132). Report alpha = 0.0001135.

Constituent: Zinc Analysis Run 8/13/2024 11:01 AM View: Appendix I
Plant Wansley Client: Southern Company Data: Wansley Landfill

Sanitas™ v.10.0.20 Software licensed to Groundwater Stats Consulting. UG
Hollow symbols indicate censored values.

Within Limit

Prediction Limit

Intrawell Parametric

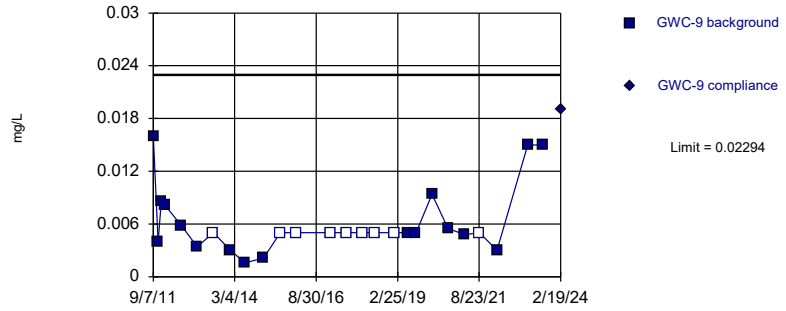

Background Data Summary (based on natural log transformation) (after Kaplan-Meier Adjustment): Mean=-5.514, Std. Dev.=0.6403, n=26, 34.62% NDs. Normality test: Shapiro Wilk @alpha = 0.01, calculated = 0.9023, critical = 0.891. Kappa = 2.716 (c=16, w=29, 1 of 2, event alpha = 0.05132). Report alpha = 0.0001135.

Constituent: Zinc Analysis Run 8/13/2024 11:01 AM View: Appendix I
Plant Wansley Client: Southern Company Data: Wansley Landfill

Prediction Limit

Constituent: Antimony (mg/L) Analysis Run 8/13/2024 11:05 AM View: Appendix I

Plant Wansley Client: Southern Company Data: Wansley Landfill

	GWA-1	GWA-1
9/16/2011	<0.002	
10/27/2011	<0.002	
12/13/2011	<0.002	
1/31/2012	<0.002	
7/18/2012	<0.002	
1/24/2013	<0.002	
7/17/2013	<0.002	
1/21/2014	<0.002	
6/25/2014	<0.002	
1/14/2015	<0.002	
7/21/2015	<0.002	
1/21/2016	<0.002	
3/23/2016	<0.002	
5/20/2016	<0.002	
7/21/2016	<0.002	
9/15/2016	<0.002	
11/11/2016	<0.002	
1/19/2017	<0.002	
3/16/2017	<0.002	
4/28/2017	<0.002	
8/3/2017	<0.002	
1/19/2018	<0.002	
6/19/2018	<0.002	
1/17/2019	<0.002	
6/24/2019	<0.002	
9/9/2019	<0.002	
3/10/2020	<0.002	
9/9/2020	<0.002	
3/15/2021	<0.002	
8/16/2021	<0.002	
2/28/2022	<0.002	
8/9/2022	<0.002	
2/14/2023	0.00037 (J)	
8/9/2023	<0.002	
2/13/2024		<0.002

ND substitution: RL or RL/2 if <15% NDs.

Prediction Limit

Constituent: Antimony (mg/L) Analysis Run 8/13/2024 11:05 AM View: Appendix I

Plant Wansley Client: Southern Company Data: Wansley Landfill

	GWA-2	GWA-2
9/17/2011	<0.002	
10/27/2011	<0.002	
12/14/2011	<0.002	
2/7/2012	<0.002	
7/23/2012	<0.002	
1/23/2013	<0.002	
7/24/2013	<0.002	
1/22/2014	<0.002	
7/1/2014	<0.002	
1/22/2015	<0.002	
7/22/2015	<0.002	
1/20/2016	<0.002	
3/23/2016	0.00069 (J)	
5/24/2016	<0.002	
7/26/2016	0.0021 (J)	
9/16/2016	<0.002	
11/10/2016	<0.002	
1/19/2017	<0.002	
3/17/2017	<0.002	
4/28/2017	<0.002	
8/2/2017	<0.002	
1/19/2018	<0.002	
6/19/2018	<0.002	
1/17/2019	<0.002	
6/24/2019	<0.002	
9/10/2019	<0.002	
3/10/2020	<0.002	
9/10/2020	<0.002	
3/15/2021	<0.002	
8/18/2021	<0.002	
3/1/2022	<0.002	
8/9/2022	<0.002	
2/14/2023	<0.002	
8/9/2023	<0.002	
2/14/2024		<0.002

ND substitution: RL or RL/2 if <15% NDs.

Prediction Limit

Constituent: Antimony (mg/L) Analysis Run 8/13/2024 11:05 AM View: Appendix I

Plant Wansley Client: Southern Company Data: Wansley Landfill

	GWA-28	GWA-28
9/16/2011	<0.002	
10/28/2011	<0.002	
12/12/2011	<0.002	
1/25/2012	<0.002	
7/16/2012	<0.002	
1/24/2013	<0.002	
7/23/2013	<0.002	
1/22/2014	<0.002	
7/1/2014	<0.002	
1/21/2015	<0.002	
7/21/2015	<0.002	
1/22/2016	<0.002	
3/22/2016	<0.002	
5/23/2016	0.00103 (J)	
7/25/2016	0.0021 (J)	
9/15/2016	0.0012 (J)	
11/9/2016	<0.002	
1/17/2017	<0.002	
3/16/2017	<0.002	
4/27/2017	<0.002	
8/1/2017	<0.002	
1/19/2018	<0.002	
6/19/2018	<0.002	
1/21/2019	<0.002	
6/25/2019	<0.002	
9/10/2019	<0.002	
3/10/2020	<0.002	
9/9/2020	<0.002	
3/15/2021	<0.002	
8/16/2021	<0.002	
3/1/2022	<0.002	
8/9/2022	<0.002	
2/14/2023	<0.002	
8/9/2023	<0.002	
2/14/2024		<0.002

ND substitution: RL or RL/2 if <15% NDs.

Prediction Limit

Constituent: Antimony (mg/L) Analysis Run 8/13/2024 11:05 AM View: Appendix I

Plant Wansley Client: Southern Company Data: Wansley Landfill

	GWA-29	GWA-29
9/17/2011	<0.002	
10/28/2011	<0.002	
12/12/2011	<0.002	
1/31/2012	<0.002	
7/17/2012	<0.002	
1/24/2013	<0.002	
7/24/2013	<0.002	
1/22/2014	<0.002	
7/8/2014	<0.002 (D)	
1/21/2015	<0.002	
7/22/2015	<0.002	
1/19/2016	<0.002 (D)	
3/22/2016	0.00113 (J)	
5/19/2016	0.00103 (J)	
7/21/2016	0.0013 (J)	
1/17/2017	<0.002	
4/27/2017	<0.002	
7/18/2017	<0.002	
8/1/2017	<0.002	
1/19/2018	<0.002	
6/19/2018	<0.002	
1/18/2019	<0.002	
6/25/2019	<0.002	
9/10/2019	<0.002	
3/10/2020	<0.002	
9/9/2020	<0.002	
3/15/2021	0.00047 (J)	
8/18/2021	<0.002	
3/2/2022	<0.002	
8/9/2022	<0.002	
2/13/2023	<0.002	
8/8/2023	<0.002	
2/14/2024		<0.002

ND substitution: RL or RL/2 if <15% NDs.

Prediction Limit

Constituent: Antimony (mg/L) Analysis Run 8/13/2024 11:05 AM View: Appendix I

Plant Wansley Client: Southern Company Data: Wansley Landfill

	GWA-3
8/31/2011	<0.002
6/25/2014	<0.002
7/21/2015	<0.002
3/31/2016	0.000602 (J)
5/25/2016	0.000642 (J)
7/27/2016	<0.002
8/1/2017	<0.002
10/3/2017	<0.002
6/20/2018	<0.002
1/18/2019	<0.002
6/25/2019	<0.002
9/11/2019	<0.002
3/10/2020	<0.002
9/9/2020	<0.002
3/15/2021	<0.002
8/18/2021	<0.002
3/1/2022	<0.002
8/9/2022	<0.002
2/14/2023	<0.002
8/8/2023	<0.002

ND substitution: RL or RL/2 if <15% NDs.

Prediction Limit

Constituent: Antimony (mg/L) Analysis Run 8/13/2024 11:05 AM View: Appendix I

Plant Wansley Client: Southern Company Data: Wansley Landfill

	GWC-10	GWC-10
1/25/2016	<0.002	
3/30/2016	<0.002	
5/25/2016	0.000703 (J)	
7/27/2016	<0.002	
9/16/2016	<0.002	
11/17/2016	<0.002	
2/1/2017	<0.002	
3/24/2017	<0.002	
5/3/2017	<0.002	
8/8/2017	<0.002	
1/25/2018	<0.002	
6/21/2018	<0.002	
1/31/2019	0.00048 (J)	
6/26/2019	<0.002	
9/17/2019	<0.002	
3/17/2020	<0.002	
9/10/2020	<0.002	
3/18/2021	<0.002	
8/20/2021	<0.002	
3/8/2022	<0.002	
8/16/2022	<0.002	
2/15/2023	<0.002	
8/10/2023	0.00073 (J)	
2/20/2024		<0.002

ND substitution: RL or RL/2 if <15% NDs.

Prediction Limit

Constituent: Antimony (mg/L) Analysis Run 8/13/2024 11:05 AM View: Appendix I

Plant Wansley Client: Southern Company Data: Wansley Landfill

	GWC-11	GWC-11
9/13/2011	<0.002	
10/28/2011	<0.002	
12/4/2011	<0.002	
2/9/2012	<0.002	
7/18/2012	<0.002	
1/8/2013	<0.002	
7/9/2013	<0.002	
1/15/2014	0.0023 (J)	
6/25/2014	<0.002	
1/21/2015	<0.002	
7/28/2015	<0.002	
1/26/2016	<0.002	
3/29/2016	<0.002	
5/25/2016	<0.002	
7/25/2016	<0.002	
9/19/2016	<0.002	
11/16/2016	<0.002	
1/31/2017	<0.002	
3/23/2017	<0.002	
5/2/2017	<0.002	
8/7/2017	<0.002	
1/24/2018	<0.002	
6/20/2018	<0.002	
1/24/2019	<0.002	
6/26/2019	<0.002	
9/16/2019	<0.002	
3/16/2020	<0.002	
9/10/2020	<0.002	
3/17/2021	<0.002	
8/23/2021	<0.002	
3/7/2022	<0.002	
8/15/2022	<0.002	
2/21/2023	<0.002	
8/14/2023	<0.002	
2/14/2024		<0.002

ND substitution: RL or RL/2 if <15% NDs.

Prediction Limit

Constituent: Antimony (mg/L) Analysis Run 8/13/2024 11:05 AM View: Appendix I

Plant Wansley Client: Southern Company Data: Wansley Landfill

	GWC-13	GWC-13
9/13/2011	<0.002	
10/28/2011	<0.002	
12/4/2011	<0.002	
1/24/2012	<0.002	
7/11/2012	<0.002	
1/8/2013	<0.002	
7/10/2013	<0.002	
1/21/2014	<0.002	
7/1/2014	<0.002	
1/21/2015	<0.002	
7/28/2015	<0.002	
1/27/2016	<0.002	
3/29/2016	<0.002	
5/25/2016	<0.002	
7/26/2016	<0.002	
9/15/2016	<0.002	
11/17/2016	<0.002	
1/31/2017	<0.002	
3/23/2017	<0.002	
5/3/2017	<0.002	
8/4/2017	<0.002	
1/25/2018	<0.002	
6/20/2018	<0.002	
1/22/2019	<0.002	
6/25/2019	<0.002	
9/12/2019	<0.002	
3/12/2020	<0.002	
9/10/2020	0.00064 (J)	
3/17/2021	0.00075 (J)	
8/23/2021	<0.002	
3/8/2022	0.0011 (J)	
8/15/2022	0.0011 (J)	
2/21/2023	<0.002	
8/16/2023	0.00051 (J)	
2/19/2024		0.0027

ND substitution: RL or RL/2 if <15% NDs.

Prediction Limit

Constituent: Antimony (mg/L) Analysis Run 8/13/2024 11:05 AM View: Appendix I

Plant Wansley Client: Southern Company Data: Wansley Landfill

	GWC-18	GWC-18
8/30/2011	<0.002	
10/26/2011	<0.002	
12/3/2011	<0.002	
2/9/2012	<0.002	
7/11/2012	<0.002	
1/8/2013	<0.002	
7/16/2013	<0.002	
1/14/2014	<0.002	
6/24/2014	<0.002	
1/13/2015	<0.002	
7/23/2015	<0.002	
1/27/2016	<0.002	
3/30/2016	<0.002	
5/26/2016	<0.002	
7/25/2016	0.0022 (J)	
9/19/2016	<0.002	
11/17/2016	<0.002	
2/1/2017	<0.002	
3/24/2017	<0.002	
5/3/2017	<0.002	
8/7/2017	<0.002	
1/25/2018	<0.002	
6/21/2018	<0.002	
1/28/2019	<0.002	
6/27/2019	<0.002	
9/11/2019	<0.002	
3/17/2020	<0.002	
9/14/2020	<0.002	
3/16/2021	<0.002	
8/24/2021	<0.002	
3/8/2022	<0.002	
8/11/2022	<0.002	
2/20/2023	<0.002	
8/9/2023	<0.002	
2/21/2024		<0.002

ND substitution: RL or RL/2 if <15% NDs.

Prediction Limit

Constituent: Antimony (mg/L) Analysis Run 8/13/2024 11:05 AM View: Appendix I

Plant Wansley Client: Southern Company Data: Wansley Landfill

	GWC-20	GWC-20
8/31/2011	<0.002	
10/27/2011	<0.002	
12/4/2011	<0.002	
2/8/2012	<0.002	
7/11/2012	<0.002	
1/8/2013	<0.002	
7/16/2013	<0.002	
1/21/2014	<0.002	
6/24/2014	<0.002	
1/13/2015	<0.002	
7/23/2015	<0.002	
1/27/2016	<0.002	
3/30/2016	<0.002	
5/26/2016	<0.002	
7/25/2016	<0.002	
9/20/2016	<0.002	
11/17/2016	<0.002	
2/2/2017	<0.002	
3/28/2017	<0.002	
5/4/2017	<0.002	
8/7/2017	<0.002	
1/26/2018	<0.002	
6/21/2018	<0.002	
1/28/2019	<0.002	
6/25/2019	<0.002	
9/11/2019	<0.002	
3/18/2020	<0.002	
9/15/2020	<0.002	
3/16/2021	<0.002	
8/24/2021	<0.002	
3/7/2022	<0.002	
8/16/2022	<0.002	
2/22/2023	0.00052 (J)	
8/9/2023	<0.002	
2/20/2024		0.00064 (J)

ND substitution: RL or RL/2 if <15% NDs.

Prediction Limit

Constituent: Antimony (mg/L) Analysis Run 8/13/2024 11:05 AM View: Appendix I

Plant Wansley Client: Southern Company Data: Wansley Landfill

	GWC-22	GWC-22
9/15/2011	<0.002	
10/29/2011	<0.002	
12/13/2011	<0.002	
1/25/2012	<0.002	
7/18/2012	<0.002	
1/22/2013	<0.002	
7/16/2013	<0.002	
1/21/2014	<0.002	
6/25/2014	<0.002	
1/14/2015	<0.002	
7/23/2015	<0.002	
1/26/2016	<0.002	
3/31/2016	<0.002	
5/26/2016	<0.002	
7/26/2016	0.001 (J)	
9/20/2016	<0.002	
11/17/2016	<0.002	
2/3/2017	<0.002	
3/28/2017	<0.002	
5/3/2017	<0.002	
8/8/2017	<0.002	
1/25/2018	<0.002	
6/20/2018	<0.002	
1/24/2019	<0.002	
6/25/2019	<0.002	
9/10/2019	<0.002	
3/18/2020	<0.002	
9/10/2020	<0.002	
3/15/2021	<0.002	
8/19/2021	<0.002	
3/8/2022	<0.002	
8/17/2022	<0.002	
2/14/2023	<0.002	
8/14/2023	<0.002	
2/14/2024		0.00041 (J)

ND substitution: RL or RL/2 if <15% NDs.

Prediction Limit

Constituent: Antimony (mg/L) Analysis Run 8/13/2024 11:05 AM View: Appendix I

Plant Wansley Client: Southern Company Data: Wansley Landfill

	GWC-23	GWC-23
9/16/2011	<0.002	
10/29/2011	<0.002	
12/13/2011	<0.002	
1/31/2012	<0.002	
7/18/2012	<0.002	
1/22/2013	<0.002	
7/23/2013	<0.002	
1/22/2014	<0.002	
7/1/2014	<0.002	
1/22/2015	<0.002	
7/29/2015	<0.002	
1/21/2016	<0.002	
3/29/2016	0.000665 (J)	
5/25/2016	<0.002	
7/27/2016	<0.002	
9/20/2016	<0.002	
11/18/2016	<0.002	
2/3/2017	<0.002	
3/28/2017	<0.002	
5/4/2017	<0.002	
8/8/2017	<0.002	
1/25/2018	<0.002	
6/20/2018	<0.002	
1/25/2019	<0.002	
6/26/2019	<0.002	
9/12/2019	<0.002	
3/18/2020	<0.002	
9/10/2020	<0.002	
3/18/2021	<0.002	
8/23/2021	<0.002	
3/9/2022	<0.002	
8/16/2022	<0.002	
2/21/2023	<0.002	
8/15/2023	<0.002	
2/19/2024		<0.002

ND substitution: RL or RL/2 if <15% NDs.

Prediction Limit

Constituent: Antimony (mg/L) Analysis Run 8/13/2024 11:05 AM View: Appendix I

Plant Wansley Client: Southern Company Data: Wansley Landfill

	GWC-24	GWC-24
7/8/2014	<0.002	
7/31/2015	<0.002	
1/20/2016	<0.002	
3/30/2016	0.00174 (J)	
5/25/2016	0.00163 (J)	
7/27/2016	0.0019 (J)	
9/16/2016	0.002 (J)	
11/18/2016	0.0011 (J)	
2/3/2017	<0.002	
3/29/2017	<0.002	
5/4/2017	<0.002	
8/8/2017	<0.002	
1/25/2018	<0.002	
6/27/2018	<0.002	
1/31/2019	0.00048 (J)	
6/26/2019	<0.002	
9/11/2019	<0.002	
3/12/2020	<0.002	
9/15/2020	<0.002	
3/18/2021	<0.002	
8/19/2021	<0.002	
3/10/2022	<0.002	
8/18/2022	<0.002	
2/16/2023	<0.002	
8/16/2023	<0.002	
2/22/2024		0.00037 (J)

ND substitution: RL or RL/2 if <15% NDs.

Prediction Limit

Constituent: Antimony (mg/L) Analysis Run 8/13/2024 11:05 AM View: Appendix I

Plant Wansley Client: Southern Company Data: Wansley Landfill

	GWC-25	GWC-25
9/17/2011	<0.002	
10/31/2011	<0.002	
12/14/2011	<0.002	
2/7/2012	<0.002	
7/17/2012	<0.002	
7/24/2013	<0.002	
1/23/2014	<0.002	
7/8/2014	<0.002	
1/21/2015	<0.002	
7/30/2015	<0.002	
1/21/2016	<0.002	
3/28/2016	<0.002	
5/25/2016	0.00151 (J)	
7/27/2016	<0.002	
9/19/2016	<0.002	
11/15/2016	<0.002	
1/24/2017	<0.002	
3/23/2017	<0.002	
5/2/2017	<0.002	
8/3/2017	<0.002	
1/25/2018	<0.002	
6/27/2018	<0.002	
1/24/2019	<0.002	
6/25/2019	<0.002	
9/11/2019	<0.002	
3/12/2020	<0.002	
9/14/2020	<0.002	
3/17/2021	<0.002	
8/19/2021	<0.002	
3/8/2022	<0.002	
8/10/2022	<0.002	
2/21/2023	<0.002	
8/15/2023	<0.002	
2/21/2024		<0.002

ND substitution: RL or RL/2 if <15% NDs.

Prediction Limit

Constituent: Antimony (mg/L) Analysis Run 8/13/2024 11:05 AM View: Appendix I

Plant Wansley Client: Southern Company Data: Wansley Landfill

	GWC-26	GWC-26
9/17/2011	<0.002	
10/29/2011	<0.002	
12/14/2011	<0.002	
2/7/2012	<0.002	
7/17/2012	<0.002	
1/24/2013	<0.002	
7/24/2013	<0.002	
1/23/2014	<0.002	
7/8/2014	<0.002	
1/21/2015	<0.002	
7/31/2015	<0.002	
1/25/2016	<0.002	
3/24/2016	0.000653 (J)	
5/25/2016	0.000943 (J)	
7/26/2016	<0.002	
9/19/2016	<0.002	
11/14/2016	<0.002	
1/19/2017	<0.002	
3/16/2017	<0.002	
5/1/2017	<0.002	
8/3/2017	<0.002	
1/22/2018	<0.002	
6/27/2018	<0.002	
1/24/2019	<0.002	
6/25/2019	<0.002	
9/12/2019	<0.002	
3/13/2020	<0.002	
9/15/2020	<0.002	
3/17/2021	<0.002	
8/19/2021	<0.002	
3/9/2022	<0.002	
8/10/2022	<0.002	
2/21/2023	<0.002	
8/16/2023	<0.002	
2/20/2024		<0.002

ND substitution: RL or RL/2 if <15% NDs.

Prediction Limit

Constituent: Antimony (mg/L) Analysis Run 8/13/2024 11:05 AM View: Appendix I

Plant Wansley Client: Southern Company Data: Wansley Landfill

	GWC-27	GWC-27
9/17/2011	<0.002	
10/29/2011	<0.002	
12/14/2011	<0.002	
1/25/2012	<0.002	
7/17/2012	<0.002	
1/24/2013	<0.002	
7/24/2013	<0.002	
1/23/2014	<0.002	
7/8/2014	<0.002	
1/21/2015	<0.002	
7/30/2015	<0.002	
1/22/2016	<0.002	
3/23/2016	<0.002	
5/24/2016	<0.002	
7/26/2016	0.0013 (J)	
9/19/2016	<0.002	
11/11/2016	<0.002	
1/20/2017	0.0014 (J)	
3/16/2017	<0.002	
4/28/2017	<0.002	
8/3/2017	<0.002	
1/19/2018	<0.002	
6/27/2018	<0.002	
1/24/2019	<0.002	
6/26/2019	<0.002	
9/12/2019	<0.002	
3/12/2020	<0.002	
9/9/2020	<0.002	
3/18/2021	<0.002	
8/23/2021	<0.002	
3/8/2022	0.00064 (J)	
8/10/2022	<0.002	
2/20/2023	<0.002	
8/15/2023	<0.002	
2/20/2024		<0.002

ND substitution: RL or RL/2 if <15% NDs.

Prediction Limit

Constituent: Antimony (mg/L) Analysis Run 8/13/2024 11:05 AM View: Appendix I

Plant Wansley Client: Southern Company Data: Wansley Landfill

	GWC-30	GWC-30
9/15/2011	<0.002	
10/28/2011	<0.002	
12/13/2011	<0.002	
2/8/2012	<0.002	
7/18/2012	<0.002	
1/24/2013	<0.002	
7/24/2013	<0.002	
1/23/2014	0.0014 (J)	
7/1/2014	<0.002	
1/20/2015	<0.002	
7/30/2015	<0.002	
1/19/2016	<0.002	
3/23/2016	<0.002	
5/20/2016	<0.002	
7/21/2016	<0.002	
9/20/2016	0.0012 (J)	
11/14/2016	<0.002	
1/24/2017	<0.002	
3/17/2017	<0.002	
5/1/2017	<0.002	
8/4/2017	<0.002	
1/24/2018	<0.002	
6/21/2018	<0.002	
1/30/2019	0.0004 (J)	
6/27/2019	<0.002	
9/10/2019	<0.002	
3/11/2020	<0.002	
9/10/2020	<0.002	
3/18/2021	<0.002	
8/23/2021	<0.002	
3/2/2022	<0.002	
8/10/2022	<0.002	
2/14/2023	<0.002	
8/16/2023	<0.002	
2/21/2024		<0.002

ND substitution: RL or RL/2 if <15% NDs.

Prediction Limit

Constituent: Antimony (mg/L) Analysis Run 8/13/2024 11:05 AM View: Appendix I

Plant Wansley Client: Southern Company Data: Wansley Landfill

	GWC-31	GWC-31
9/17/2011	<0.002	
10/31/2011	<0.002	
2/7/2012	<0.002	
1/23/2013	<0.002	
1/23/2014	<0.002	
7/1/2014	<0.002	
1/21/2015	<0.002	
1/25/2016	<0.002	
3/30/2016	<0.002	
5/25/2016	0.00129 (J)	
7/27/2016	0.0027	
1/25/2017	<0.002	
3/23/2017	<0.002	
5/2/2017	<0.002	
7/19/2017	<0.002	
8/4/2017	<0.002	
1/23/2018	<0.002	
6/27/2018	<0.002	
1/31/2019	0.00042 (J)	
6/26/2019	<0.002	
9/11/2019	<0.002	
3/17/2020	<0.002	
9/11/2020	<0.002	
3/16/2021	<0.002	
8/25/2021	<0.002	
3/10/2022	<0.002	
8/16/2022	<0.002	
2/22/2023	<0.002	
8/16/2023	<0.002	
2/21/2024		<0.002

ND substitution: RL or RL/2 if <15% NDs.

Prediction Limit

Constituent: Antimony (mg/L) Analysis Run 8/13/2024 11:05 AM View: Appendix I

Plant Wansley Client: Southern Company Data: Wansley Landfill

	GWC-32	GWC-32
9/15/2011	<0.002	
10/31/2011	<0.002	
12/13/2011	<0.002	
2/1/2012	<0.002	
7/17/2012	<0.002	
1/23/2013	<0.002	
7/24/2013	<0.002	
1/23/2014	<0.002	
7/1/2014	<0.002	
1/20/2015	<0.002	
7/30/2015	<0.002	
1/25/2016	<0.002	
3/23/2016	<0.002	
5/24/2016	<0.002	
7/22/2016	<0.002	
9/16/2016	<0.002	
11/15/2016	<0.002	
1/26/2017	<0.002	
3/24/2017	<0.002	
5/2/2017	<0.002	
8/3/2017	<0.002	
1/23/2018	<0.002	
6/26/2018	<0.002	
1/30/2019	0.00039 (J)	
6/27/2019	<0.002	
9/12/2019	<0.002	
3/18/2020	<0.002	
9/15/2020	<0.002	
3/17/2021	<0.002	
8/24/2021	<0.002	
3/9/2022	<0.002	
8/10/2022	<0.002	
2/15/2023	<0.002	
8/15/2023	<0.002	
2/20/2024		<0.002

ND substitution: RL or RL/2 if <15% NDs.

Prediction Limit

Constituent: Antimony (mg/L) Analysis Run 8/13/2024 11:05 AM View: Appendix I

Plant Wansley Client: Southern Company Data: Wansley Landfill

	GWC-33	GWC-33
9/16/2011	<0.002	
10/30/2011	<0.002	
12/13/2011	<0.002	
2/1/2012	<0.002	
7/17/2012	<0.002	
1/23/2013	<0.002	
7/17/2013	<0.002	
1/23/2014	<0.002	
1/20/2015	<0.002	
7/29/2015	<0.002	
1/25/2016	<0.002	
3/23/2016	<0.002	
5/24/2016	<0.002	
7/22/2016	<0.002	
9/16/2016	<0.002	
11/17/2016	<0.002	
1/25/2017	<0.002	
3/23/2017	<0.002	
5/1/2017	<0.002	
8/4/2017	<0.002	
1/23/2018	<0.002	
6/26/2018	<0.002	
1/30/2019	0.00055 (J)	
6/26/2019	<0.002	
9/12/2019	<0.002	
3/12/2020	<0.002	
9/16/2020	<0.002	
3/18/2021	<0.002	
8/24/2021	<0.002	
3/9/2022	<0.002	
8/15/2022	<0.002	
2/20/2023	<0.002	
8/15/2023	<0.002	
2/20/2024		<0.002

ND substitution: RL or RL/2 if <15% NDs.

Prediction Limit

Constituent: Antimony (mg/L) Analysis Run 8/13/2024 11:05 AM View: Appendix I

Plant Wansley Client: Southern Company Data: Wansley Landfill

	GWC-5	GWC-5
8/31/2011	<0.002	
10/27/2011	<0.002	
12/5/2011	<0.002	
1/25/2012	<0.002	
7/18/2012	<0.002	
1/9/2013	<0.002	
7/17/2013	<0.002	
1/15/2014	<0.002	
6/25/2014	<0.002	
1/13/2015	<0.002	
7/24/2015	<0.002	
1/20/2016	0.0024 (J)	
3/28/2016	<0.002	
5/23/2016	<0.002	
7/21/2016	<0.002	
9/15/2016	<0.002	
11/15/2016	<0.002	
1/26/2017	<0.002	
3/22/2017	<0.002	
5/2/2017	<0.002	
8/3/2017	<0.002	
1/23/2018	<0.002	
6/25/2018	<0.002	
1/30/2019	0.0004 (J)	
6/26/2019	<0.002	
9/12/2019	<0.002	
3/16/2020	<0.002	
9/9/2020	<0.002	
3/17/2021	<0.002	
8/19/2021	<0.002	
3/2/2022	<0.002	
8/11/2022	<0.002	
2/20/2023	<0.002	
8/14/2023	<0.002	
2/14/2024		<0.002

ND substitution: RL or RL/2 if <15% NDs.

Prediction Limit

Constituent: Antimony (mg/L) Analysis Run 8/13/2024 11:05 AM View: Appendix I

Plant Wansley Client: Southern Company Data: Wansley Landfill

	GWC-6	GWC-6
8/31/2011	<0.002	
10/30/2011	<0.002	
12/5/2011	<0.002	
1/25/2012	<0.002	
7/24/2012	<0.002	
1/8/2013	<0.002	
7/9/2013	<0.002	
1/15/2014	<0.002	
6/25/2014	<0.002	
1/20/2015	<0.002	
7/24/2015	<0.002	
1/20/2016	<0.002	
3/28/2016	<0.002	
5/24/2016	<0.002	
7/21/2016	<0.002	
9/15/2016	<0.002	
11/16/2016	<0.002	
1/26/2017	<0.002	
3/22/2017	<0.002	
5/2/2017	<0.002	
8/3/2017	<0.002	
1/23/2018	<0.002	
6/25/2018	<0.002	
1/30/2019	0.00039 (J)	
6/26/2019	<0.002	
9/12/2019	<0.002	
3/16/2020	<0.002	
9/11/2020	<0.002	
3/17/2021	<0.002	
8/18/2021	<0.002	
3/2/2022	<0.002	
8/11/2022	<0.002	
2/20/2023	<0.002	
8/14/2023	<0.002	
2/14/2024		<0.002

ND substitution: RL or RL/2 if <15% NDs.

Prediction Limit

Constituent: Arsenic (mg/L) Analysis Run 8/13/2024 11:05 AM View: Appendix I

Plant Wansley Client: Southern Company Data: Wansley Landfill

	GWA-1	GWA-1
9/16/2011	<0.001	
10/27/2011	<0.001	
12/13/2011	<0.001	
1/31/2012	<0.001	
7/18/2012	<0.001	
1/24/2013	<0.001	
7/17/2013	<0.001	
1/21/2014	<0.001	
6/25/2014	<0.001	
1/14/2015	<0.001	
7/21/2015	<0.001	
1/21/2016	<0.001	
3/23/2016	<0.001	
5/20/2016	<0.001	
7/21/2016	<0.001	
9/15/2016	<0.001	
11/11/2016	<0.001	
1/19/2017	<0.001	
3/16/2017	<0.001	
4/28/2017	<0.001	
8/3/2017	<0.001	
1/19/2018	<0.001	
6/19/2018	<0.001	
1/17/2019	<0.001	
6/24/2019	0.00054 (J)	
9/9/2019	<0.001	
3/10/2020	<0.001	
9/9/2020	<0.001	
3/15/2021	<0.001	
8/16/2021	<0.001	
2/28/2022	<0.001	
8/9/2022	<0.001	
2/14/2023	<0.001	
8/9/2023	<0.001	
2/13/2024		0.0011

ND substitution: RL or RL/2 if <15% NDs.

Prediction Limit

Constituent: Arsenic (mg/L) Analysis Run 8/13/2024 11:05 AM View: Appendix I

Plant Wansley Client: Southern Company Data: Wansley Landfill

	GWA-2	GWA-2
9/17/2011	<0.001	
10/27/2011	<0.001	
12/14/2011	<0.001	
2/7/2012	<0.001	
7/23/2012	<0.001	
1/23/2013	<0.001	
7/24/2013	<0.001	
1/22/2014	<0.001	
7/1/2014	<0.001	
1/22/2015	<0.001	
7/22/2015	<0.001	
1/20/2016	<0.001	
3/23/2016	<0.001	
5/24/2016	<0.001	
7/26/2016	<0.001	
9/16/2016	<0.001	
11/10/2016	<0.001	
1/19/2017	<0.001	
3/17/2017	<0.001	
4/28/2017	<0.001	
8/2/2017	<0.001	
1/19/2018	<0.001	
6/19/2018	<0.001	
1/17/2019	<0.001	
6/24/2019	0.00043 (J)	
9/10/2019	<0.001	
3/10/2020	<0.001	
9/10/2020	<0.001	
3/15/2021	<0.001	
8/18/2021	<0.001	
3/1/2022	<0.001	
8/9/2022	<0.001	
2/14/2023	<0.001	
8/9/2023	<0.001	
2/14/2024		<0.001

ND substitution: RL or RL/2 if <15% NDs.

Prediction Limit

Constituent: Arsenic (mg/L) Analysis Run 8/13/2024 11:05 AM View: Appendix I

Plant Wansley Client: Southern Company Data: Wansley Landfill

	GWA-28	GWA-28
9/16/2011	<0.001	
10/28/2011	<0.001	
12/12/2011	<0.001	
1/25/2012	<0.001	
7/16/2012	<0.001	
1/24/2013	<0.001	
7/23/2013	<0.001	
1/22/2014	<0.001	
7/1/2014	<0.001	
1/21/2015	<0.001	
7/21/2015	<0.001	
1/22/2016	<0.001	
3/22/2016	<0.001	
5/23/2016	<0.001	
7/25/2016	<0.001	
9/15/2016	<0.001	
11/9/2016	<0.001	
1/17/2017	<0.001	
3/16/2017	<0.001	
4/27/2017	<0.001	
8/1/2017	<0.001	
1/19/2018	<0.001	
6/19/2018	0.00078 (J)	
1/21/2019	<0.001	
6/25/2019	<0.001	
9/10/2019	<0.001	
3/10/2020	<0.001	
9/9/2020	<0.001	
3/15/2021	<0.001	
8/16/2021	<0.001	
3/1/2022	<0.001	
8/9/2022	<0.001	
2/14/2023	<0.001	
8/9/2023	<0.001	
2/14/2024		<0.001

ND substitution: RL or RL/2 if <15% NDs.

Prediction Limit

Constituent: Arsenic (mg/L) Analysis Run 8/13/2024 11:05 AM View: Appendix I

Plant Wansley Client: Southern Company Data: Wansley Landfill

	GWA-29	GWA-29
9/17/2011	<0.001	
10/28/2011	<0.001	
12/12/2011	<0.001	
1/31/2012	<0.001	
7/17/2012	<0.001	
1/24/2013	<0.001	
7/24/2013	<0.001	
1/22/2014	<0.001	
7/8/2014	<0.001 (D)	
1/21/2015	<0.001	
7/22/2015	<0.001	
1/19/2016	<0.001 (D)	
3/22/2016	<0.001	
5/19/2016	<0.001	
7/21/2016	<0.001	
1/17/2017	<0.001	
4/27/2017	0.00064 (J)	
7/18/2017	<0.001	
8/1/2017	<0.001	
1/19/2018	<0.001	
6/19/2018	0.00095 (J)	
1/18/2019	<0.001	
6/25/2019	<0.001	
9/10/2019	<0.001	
3/10/2020	<0.001	
9/9/2020	<0.001	
3/15/2021	<0.001	
8/18/2021	<0.001	
3/2/2022	<0.001	
8/9/2022	<0.001	
2/13/2023	<0.001	
8/8/2023	<0.001	
2/14/2024		<0.001

ND substitution: RL or RL/2 if <15% NDs.

Prediction Limit

Constituent: Arsenic (mg/L) Analysis Run 8/13/2024 11:05 AM View: Appendix I

Plant Wansley Client: Southern Company Data: Wansley Landfill

	GWA-3
8/31/2011	<0.001
6/25/2014	<0.001
7/21/2015	<0.001
3/31/2016	<0.001
5/25/2016	<0.001
7/27/2016	<0.001
8/1/2017	<0.001
10/3/2017	<0.001
6/20/2018	0.001 (J)
1/18/2019	<0.001
6/25/2019	<0.001
9/11/2019	<0.001
3/10/2020	<0.001
9/9/2020	<0.001
3/15/2021	<0.001
8/18/2021	<0.001
3/1/2022	<0.001
8/9/2022	<0.001
2/14/2023	<0.001
8/8/2023	<0.001

ND substitution: RL or RL/2 if <15% NDs.

Prediction Limit

Constituent: Arsenic (mg/L) Analysis Run 8/13/2024 11:05 AM View: Appendix I

Plant Wansley Client: Southern Company Data: Wansley Landfill

	GWA-4	GWA-4
8/31/2011	<0.001	
10/27/2011	<0.001	
12/14/2011	<0.001	
2/1/2012	<0.001	
7/23/2012	<0.001	
1/23/2013	<0.001	
7/17/2013	<0.001	
1/15/2014	<0.001	
6/25/2014	<0.001	
1/14/2015	<0.001	
7/21/2015	<0.001	
1/20/2016	<0.001	
3/23/2016	<0.001	
5/19/2016	<0.001	
7/21/2016	0.00062 (J)	
9/14/2016	<0.001	
11/10/2016	<0.001	
1/17/2017	<0.001	
3/16/2017	<0.001	
4/27/2017	<0.001	
8/2/2017	<0.001	
1/22/2018	0.00068 (J)	
6/19/2018	0.0011 (J)	
1/17/2019	<0.001	
6/24/2019	0.00032 (J)	
9/10/2019	<0.001	
3/10/2020	<0.001	
9/9/2020	<0.001	
3/15/2021	<0.001	
8/18/2021	<0.001	
3/1/2022	<0.001	
8/9/2022	<0.001	
2/14/2023	<0.001	
8/9/2023	<0.001	
2/14/2024		<0.001

ND substitution: RL or RL/2 if <15% NDs.

Prediction Limit

Constituent: Arsenic (mg/L) Analysis Run 8/13/2024 11:05 AM View: Appendix I

Plant Wansley Client: Southern Company Data: Wansley Landfill

	GWC-11	GWC-11
9/13/2011	<0.001	
10/28/2011	<0.001	
12/4/2011	<0.001	
2/9/2012	<0.001	
7/18/2012	<0.001	
1/8/2013	<0.001	
7/9/2013	<0.001	
1/15/2014	<0.001	
6/25/2014	<0.001	
1/21/2015	<0.001	
7/28/2015	<0.001	
1/26/2016	<0.001	
3/29/2016	0.00165 (J)	
5/25/2016	0.00191 (J)	
7/25/2016	0.0016	
9/19/2016	0.0021	
11/16/2016	0.0012 (J)	
1/31/2017	0.001 (J)	
3/23/2017	0.00076 (J)	
5/2/2017	0.0012 (J)	
8/7/2017	0.0018	
1/24/2018	0.0011 (J)	
6/20/2018	0.002	
1/24/2019	0.00065 (J)	
6/26/2019	0.0015	
9/16/2019	0.0018	
3/16/2020	0.0009 (J)	
9/10/2020	0.0014	
3/17/2021	0.0012	
8/23/2021	0.0014	
3/7/2022	0.00088 (J)	
8/15/2022	0.0013	
2/21/2023	<0.001	
8/14/2023	0.0013	
2/14/2024		0.0012

ND substitution: RL or RL/2 if <15% NDs.

Prediction Limit

Constituent: Arsenic (mg/L) Analysis Run 8/13/2024 11:05 AM View: Appendix I

Plant Wansley Client: Southern Company Data: Wansley Landfill

	GWC-12	GWC-12
9/13/2011	<0.001	
10/28/2011	<0.001	
12/4/2011	<0.001	
1/24/2012	<0.001	
7/11/2012	<0.001	
1/8/2013	<0.001	
7/10/2013	<0.001	
1/21/2014	<0.001	
7/1/2014	<0.001	
1/21/2015	<0.001	
7/28/2015	<0.001	
1/26/2016	<0.001	
3/29/2016	<0.001	
5/25/2016	<0.001	
7/22/2016	0.00047 (J)	
9/15/2016	<0.001	
11/16/2016	<0.001	
1/31/2017	<0.001	
3/23/2017	<0.001	
5/3/2017	0.0024 (O)	
8/7/2017	<0.001	
1/24/2018	<0.001	
6/26/2018	<0.001	
1/25/2019	<0.001	
6/26/2019	<0.001	
9/11/2019	0.00036 (J)	
3/18/2020	0.00061 (J)	
9/10/2020	<0.001	
3/16/2021	0.00041 (J)	
8/19/2021	<0.001	
3/7/2022	0.0005 (J)	
8/16/2022	<0.001	
2/15/2023	<0.001	
8/14/2023	<0.001	
2/20/2024		<0.001

ND substitution: RL or RL/2 if <15% NDs.

Prediction Limit

Constituent: Arsenic (mg/L) Analysis Run 8/13/2024 11:05 AM View: Appendix I

Plant Wansley Client: Southern Company Data: Wansley Landfill

	GWC-13	GWC-13
9/13/2011	<0.001	
10/28/2011	<0.001	
12/4/2011	<0.001	
1/24/2012	<0.001	
7/11/2012	<0.001	
1/8/2013	<0.001	
7/10/2013	<0.001	
1/21/2014	<0.001	
7/1/2014	<0.001	
1/21/2015	<0.001	
7/28/2015	<0.001	
1/27/2016	<0.001	
3/29/2016	<0.001	
5/25/2016	<0.001	
7/26/2016	<0.001	
9/15/2016	<0.001	
11/17/2016	<0.001	
1/31/2017	<0.001	
3/23/2017	0.00067 (J)	
5/3/2017	<0.001	
8/4/2017	<0.001	
1/25/2018	<0.001	
6/20/2018	0.0012 (J)	
1/22/2019	<0.001	
6/25/2019	<0.001	
9/12/2019	<0.001	
3/12/2020	<0.001	
9/10/2020	<0.001	
3/17/2021	<0.001	
8/23/2021	<0.001	
3/8/2022	<0.001	
8/15/2022	<0.001	
2/21/2023	<0.001	
8/16/2023	<0.001	
2/19/2024		<0.001

ND substitution: RL or RL/2 if <15% NDs.

Prediction Limit

Constituent: Arsenic (mg/L) Analysis Run 8/13/2024 11:05 AM View: Appendix I

Plant Wansley Client: Southern Company Data: Wansley Landfill

	GWC-14	GWC-14
9/13/2011	<0.001	
10/27/2011	<0.001	
12/3/2011	<0.001	
1/24/2012	<0.001	
7/11/2012	<0.001	
1/8/2013	<0.001	
7/10/2013	<0.001	
1/21/2014	<0.001	
7/1/2014	<0.001	
1/14/2015	<0.001	
7/22/2015	<0.001	
1/27/2016	<0.001	
3/30/2016	<0.001	
5/25/2016	<0.001	
7/26/2016	0.00096 (J)	
9/15/2016	<0.001	
11/17/2016	<0.001	
2/1/2017	<0.001	
3/23/2017	<0.001	
5/3/2017	<0.001	
8/7/2017	<0.001	
1/25/2018	<0.001	
6/20/2018	<0.001	
1/22/2019	0.00041 (J)	
6/25/2019	0.00048 (J)	
9/12/2019	<0.001	
3/17/2020	0.00031 (J)	
9/10/2020	<0.001	
3/17/2021	<0.001	
8/23/2021	<0.001	
3/7/2022	<0.001	
8/16/2022	<0.001	
2/17/2023	<0.001	
8/14/2023	0.00088 (J)	
2/19/2024		<0.001

ND substitution: RL or RL/2 if <15% NDs.

Prediction Limit

Constituent: Arsenic (mg/L) Analysis Run 8/13/2024 11:05 AM View: Appendix I

Plant Wansley Client: Southern Company Data: Wansley Landfill

	GWC-16	GWC-16
8/30/2011	<0.001	
10/26/2011	<0.001	
12/3/2011	<0.001	
1/25/2012	<0.001	
7/11/2012	<0.001	
1/8/2013	<0.001	
7/2/2013	<0.001	
1/14/2014	<0.001	
6/25/2014	<0.001	
1/13/2015	<0.001	
7/22/2015	<0.001	
1/27/2016	<0.001	
3/30/2016	<0.001	
5/25/2016	<0.001	
7/27/2016	<0.001	
9/16/2016	<0.001	
11/17/2016	<0.001	
2/1/2017	<0.001	
3/24/2017	<0.001	
5/3/2017	<0.001	
8/7/2017	<0.001	
1/25/2018	<0.001	
6/20/2018	0.00084 (J)	
1/25/2019	<0.001	
6/25/2019	<0.001	
9/11/2019	<0.001	
3/17/2020	<0.001	
9/11/2020	<0.001	
3/17/2021	<0.001	
8/20/2021	<0.001	
3/8/2022	<0.001	
8/16/2022	<0.001	
2/20/2023	<0.001	
8/14/2023	<0.001	
2/21/2024		<0.001

ND substitution: RL or RL/2 if <15% NDs.

Prediction Limit

Constituent: Arsenic (mg/L) Analysis Run 8/13/2024 11:05 AM View: Appendix I

Plant Wansley Client: Southern Company Data: Wansley Landfill

	GWC-17	GWC-17
8/30/2011	<0.001	
10/26/2011	<0.001	
12/3/2011	<0.001	
1/25/2012	<0.001	
7/11/2012	<0.001	
1/8/2013	<0.001	
7/16/2013	<0.001	
1/14/2014	<0.001	
6/25/2014	<0.001	
1/14/2015	<0.001	
7/28/2015	<0.001	
1/27/2016	<0.001	
3/30/2016	<0.001	
5/25/2016	<0.001	
7/27/2016	<0.001	
9/19/2016	<0.001	
11/17/2016	<0.001	
2/1/2017	<0.001	
3/24/2017	<0.001	
5/3/2017	<0.001	
8/7/2017	<0.001	
1/25/2018	<0.001	
6/26/2018	<0.001	
1/24/2019	<0.001	
6/25/2019	0.00038 (J)	
9/11/2019	<0.001	
3/17/2020	<0.001	
9/14/2020	<0.001	
3/16/2021	<0.001	
8/20/2021	<0.001	
3/8/2022	<0.001	
8/11/2022	<0.001	
2/20/2023	<0.001	
8/10/2023	<0.001	
2/20/2024		<0.001

ND substitution: RL or RL/2 if <15% NDs.

Prediction Limit

Constituent: Arsenic (mg/L) Analysis Run 8/13/2024 11:05 AM View: Appendix I

Plant Wansley Client: Southern Company Data: Wansley Landfill

	GWC-18	GWC-18
8/30/2011	<0.001	
10/26/2011	<0.001	
12/3/2011	<0.001	
2/9/2012	<0.001	
7/11/2012	<0.001	
1/8/2013	<0.001	
7/16/2013	<0.001	
1/14/2014	<0.001	
6/24/2014	<0.001	
1/13/2015	<0.001	
7/23/2015	<0.001	
1/27/2016	<0.001	
3/30/2016	<0.001	
5/26/2016	<0.001	
7/25/2016	0.00056 (J)	
9/19/2016	<0.001	
11/17/2016	<0.001	
2/1/2017	<0.001	
3/24/2017	<0.001	
5/3/2017	<0.001	
8/7/2017	<0.001	
1/25/2018	<0.001	
6/21/2018	0.001 (J)	
1/28/2019	<0.001	
6/27/2019	<0.001	
9/11/2019	<0.001	
3/17/2020	<0.001	
9/14/2020	<0.001	
3/16/2021	<0.001	
8/24/2021	<0.001	
3/8/2022	<0.001	
8/11/2022	<0.001	
2/20/2023	<0.001	
8/9/2023	<0.001	
2/21/2024		<0.001

ND substitution: RL or RL/2 if <15% NDs.

Prediction Limit

Constituent: Arsenic (mg/L) Analysis Run 8/13/2024 11:05 AM View: Appendix I

Plant Wansley Client: Southern Company Data: Wansley Landfill

	GWC-19	GWC-19
8/30/2011	<0.001	
10/26/2011	<0.001	
12/3/2011	<0.001	
2/8/2012	<0.001	
7/11/2012	<0.001	
1/8/2013	<0.001	
7/16/2013	<0.001	
1/21/2014	<0.001	
6/24/2014	<0.001	
1/13/2015	<0.001	
7/23/2015	<0.001	
1/27/2016	<0.001	
3/30/2016	<0.001	
5/26/2016	<0.001	
7/25/2016	<0.001	
9/19/2016	<0.001	
11/17/2016	<0.001	
2/2/2017	<0.001	
3/24/2017	<0.001	
5/3/2017	<0.001	
8/7/2017	<0.001	
1/25/2018	<0.001	
6/21/2018	0.0013	
1/28/2019	<0.001	
6/26/2019	<0.001	
9/12/2019	<0.001	
3/18/2020	<0.001	
9/15/2020	<0.001	
3/17/2021	0.00031 (J)	
8/24/2021	<0.001	
3/8/2022	<0.001	
8/11/2022	<0.001	
2/21/2023	<0.001	
8/9/2023	<0.001	
2/21/2024		<0.001

ND substitution: RL or RL/2 if <15% NDs.

Prediction Limit

Constituent: Arsenic (mg/L) Analysis Run 8/13/2024 11:05 AM View: Appendix I

Plant Wansley Client: Southern Company Data: Wansley Landfill

	GWC-20	GWC-20
8/31/2011	<0.001	
10/27/2011	<0.001	
12/4/2011	<0.001	
2/8/2012	<0.001	
7/11/2012	<0.001	
1/8/2013	<0.001	
7/16/2013	<0.001	
1/21/2014	<0.001	
6/24/2014	<0.001	
1/13/2015	<0.001	
7/23/2015	<0.001	
1/27/2016	<0.001	
3/30/2016	<0.001	
5/26/2016	<0.001	
7/25/2016	<0.001	
9/20/2016	<0.001	
11/17/2016	<0.001	
2/2/2017	<0.001	
3/28/2017	<0.001	
5/4/2017	<0.001	
8/7/2017	<0.001	
1/26/2018	<0.001	
6/21/2018	0.00049 (J)	
1/28/2019	<0.001	
6/25/2019	<0.001	
9/11/2019	<0.001	
3/18/2020	<0.001	
9/15/2020	<0.001	
3/16/2021	0.00039 (J)	
8/24/2021	<0.001	
3/7/2022	<0.001	
8/16/2022	<0.001	
2/22/2023	<0.001	
8/9/2023	<0.001	
2/20/2024		<0.001

ND substitution: RL or RL/2 if <15% NDs.

Prediction Limit

Constituent: Arsenic (mg/L) Analysis Run 8/13/2024 11:05 AM View: Appendix I

Plant Wansley Client: Southern Company Data: Wansley Landfill

	GWC-21	GWC-21
8/31/2011	<0.001	
10/27/2011	<0.001	
12/4/2011	<0.001	
2/8/2012	<0.001	
7/17/2012	<0.001	
1/9/2013	<0.001	
7/16/2013	<0.001	
1/21/2014	<0.001	
6/24/2014	<0.001	
1/13/2015	<0.001	
7/23/2015	<0.001	
1/26/2016	<0.001	
3/30/2016	<0.001	
5/26/2016	<0.001	
7/26/2016	<0.001	
9/20/2016	<0.001	
11/17/2016	<0.001	
2/2/2017	<0.001	
3/28/2017	<0.001	
5/4/2017	<0.001	
8/7/2017	<0.001	
1/26/2018	<0.001	
6/20/2018	<0.001	
1/24/2019	<0.001	
6/25/2019	0.00037 (J)	
9/11/2019	0.00047 (J)	
3/18/2020	<0.001	
9/15/2020	<0.001	
3/16/2021	<0.001	
8/19/2021	<0.001	
3/7/2022	<0.001	
8/16/2022	<0.001	
2/21/2023	<0.001	
8/9/2023	<0.001	
2/19/2024		<0.001

ND substitution: RL or RL/2 if <15% NDs.

Prediction Limit

Constituent: Arsenic (mg/L) Analysis Run 8/13/2024 11:05 AM View: Appendix I

Plant Wansley Client: Southern Company Data: Wansley Landfill

	GWC-22	GWC-22
9/15/2011	<0.001	
10/29/2011	<0.001	
12/13/2011	<0.001	
1/25/2012	<0.001	
7/18/2012	<0.001	
1/22/2013	<0.001	
7/16/2013	<0.001	
1/21/2014	<0.001	
6/25/2014	<0.001	
1/14/2015	<0.001	
7/23/2015	<0.001	
1/26/2016	<0.001	
3/31/2016	<0.001	
5/26/2016	<0.001	
7/26/2016	<0.001	
9/20/2016	<0.001	
11/17/2016	<0.001	
2/3/2017	<0.001	
3/28/2017	<0.001	
5/3/2017	<0.001	
8/8/2017	<0.001	
1/25/2018	<0.001	
6/20/2018	0.00073 (J)	
1/24/2019	<0.001	
6/25/2019	<0.001	
9/10/2019	<0.001	
3/18/2020	0.00058 (J)	
9/10/2020	<0.001	
3/15/2021	<0.001	
8/19/2021	<0.001	
3/8/2022	<0.001	
8/17/2022	<0.001	
2/14/2023	<0.001	
8/14/2023	<0.001	
2/14/2024		<0.001

ND substitution: RL or RL/2 if <15% NDs.

Prediction Limit

Constituent: Arsenic (mg/L) Analysis Run 8/13/2024 11:05 AM View: Appendix I

Plant Wansley Client: Southern Company Data: Wansley Landfill

	GWC-23	GWC-23
9/16/2011	<0.001	
10/29/2011	<0.001	
12/13/2011	<0.001	
1/31/2012	<0.001	
7/18/2012	<0.001	
1/22/2013	<0.001	
7/23/2013	<0.001	
1/22/2014	<0.001	
7/1/2014	<0.001	
1/22/2015	<0.001	
7/29/2015	<0.001	
1/21/2016	<0.001	
3/29/2016	<0.001	
5/25/2016	<0.001	
7/27/2016	<0.001	
9/20/2016	<0.001	
11/18/2016	<0.001	
2/3/2017	<0.001	
3/28/2017	<0.001	
5/4/2017	<0.001	
8/8/2017	<0.001	
1/25/2018	<0.001	
6/20/2018	0.00086 (J)	
1/25/2019	<0.001	
6/26/2019	<0.001	
9/12/2019	<0.001	
3/18/2020	<0.001	
9/10/2020	<0.001	
3/18/2021	0.00038 (J)	
8/23/2021	<0.001	
3/9/2022	<0.001	
8/16/2022	<0.001	
2/21/2023	<0.001	
8/15/2023	<0.001	
2/19/2024		<0.001

ND substitution: RL or RL/2 if <15% NDs.

Prediction Limit

Constituent: Arsenic (mg/L) Analysis Run 8/13/2024 11:05 AM View: Appendix I

Plant Wansley Client: Southern Company Data: Wansley Landfill

	GWC-24	GWC-24
7/8/2014	<0.001	
7/31/2015	<0.001	
1/20/2016	<0.001	
3/30/2016	<0.001	
5/25/2016	<0.001	
7/27/2016	<0.001	
9/16/2016	<0.001	
11/18/2016	0.00055 (J)	
2/3/2017	<0.001	
3/29/2017	<0.001	
5/4/2017	<0.001	
8/8/2017	<0.001	
1/25/2018	<0.001	
6/27/2018	<0.001	
1/31/2019	<0.001	
6/26/2019	<0.001	
9/11/2019	<0.001	
3/12/2020	<0.001	
9/15/2020	<0.001	
3/18/2021	<0.001	
8/19/2021	<0.001	
3/10/2022	<0.001	
8/18/2022	<0.001	
2/16/2023	<0.001	
8/16/2023	<0.001	
2/22/2024		<0.001

ND substitution: RL or RL/2 if <15% NDs.

Prediction Limit

Constituent: Arsenic (mg/L) Analysis Run 8/13/2024 11:05 AM View: Appendix I

Plant Wansley Client: Southern Company Data: Wansley Landfill

	GWC-25	GWC-25
9/17/2011	<0.001	
10/31/2011	<0.001	
12/14/2011	<0.001	
2/7/2012	<0.001	
7/17/2012	<0.001	
7/24/2013	<0.001	
1/23/2014	<0.001	
7/8/2014	<0.001	
1/21/2015	<0.001	
7/30/2015	<0.001	
1/21/2016	<0.001	
3/28/2016	<0.001	
5/25/2016	<0.001	
7/27/2016	<0.001	
9/19/2016	<0.001	
11/15/2016	<0.001	
1/24/2017	0.00061 (J)	
3/23/2017	<0.001	
5/2/2017	0.00085 (J)	
8/3/2017	<0.001	
1/25/2018	<0.001	
6/27/2018	<0.001	
1/24/2019	<0.001	
6/25/2019	<0.001	
9/11/2019	0.00041 (J)	
3/12/2020	<0.001	
9/14/2020	<0.001	
3/17/2021	<0.001	
8/19/2021	<0.001	
3/8/2022	<0.001	
8/10/2022	<0.001	
2/21/2023	<0.001	
8/15/2023	<0.001	
2/21/2024		<0.001

ND substitution: RL or RL/2 if <15% NDs.

Prediction Limit

Constituent: Arsenic (mg/L) Analysis Run 8/13/2024 11:05 AM View: Appendix I

Plant Wansley Client: Southern Company Data: Wansley Landfill

	GWC-26	GWC-26
9/17/2011	<0.001	
10/29/2011	<0.001	
12/14/2011	<0.001	
2/7/2012	<0.001	
7/17/2012	<0.001	
1/24/2013	<0.001	
7/24/2013	<0.001	
1/23/2014	<0.001	
7/8/2014	<0.001	
1/21/2015	<0.001	
7/31/2015	<0.001	
1/25/2016	<0.001	
3/24/2016	<0.001	
5/25/2016	<0.001	
7/26/2016	<0.001	
9/19/2016	<0.001	
11/14/2016	<0.001	
1/19/2017	<0.001	
3/16/2017	<0.001	
5/1/2017	<0.001	
8/3/2017	<0.001	
1/22/2018	0.00054 (J)	
6/27/2018	<0.001	
1/24/2019	<0.001	
6/25/2019	<0.001	
9/12/2019	<0.001	
3/13/2020	<0.001	
9/15/2020	<0.001	
3/17/2021	<0.001	
8/19/2021	<0.001	
3/9/2022	<0.001	
8/10/2022	<0.001	
2/21/2023	<0.001	
8/16/2023	<0.001	
2/20/2024		<0.001

ND substitution: RL or RL/2 if <15% NDs.

Prediction Limit

Constituent: Arsenic (mg/L) Analysis Run 8/13/2024 11:05 AM View: Appendix I

Plant Wansley Client: Southern Company Data: Wansley Landfill

	GWC-31	GWC-31
9/17/2011	<0.001	
10/31/2011	<0.001	
2/7/2012	<0.001	
1/23/2013	<0.001	
1/23/2014	<0.001	
7/1/2014	<0.001	
1/21/2015	<0.001	
1/25/2016	<0.001	
3/30/2016	<0.001	
5/25/2016	<0.001	
7/27/2016	0.00055 (J)	
1/25/2017	<0.001	
3/23/2017	<0.001	
5/2/2017	<0.001	
7/19/2017	0.00055 (J)	
8/4/2017	<0.001	
1/23/2018	0.0012 (J)	
6/27/2018	<0.001	
1/31/2019	<0.001	
6/26/2019	<0.001	
9/11/2019	0.00032 (J)	
3/17/2020	<0.001	
9/11/2020	<0.001	
3/16/2021	<0.001	
8/25/2021	<0.001	
3/10/2022	<0.001	
8/16/2022	<0.001	
2/22/2023	<0.001	
8/16/2023	<0.001	
2/21/2024		<0.001

ND substitution: RL or RL/2 if <15% NDs.

Prediction Limit

Constituent: Arsenic (mg/L) Analysis Run 8/13/2024 11:05 AM View: Appendix I

Plant Wansley Client: Southern Company Data: Wansley Landfill

	GWC-32	GWC-32
9/15/2011	<0.001	
10/31/2011	<0.001	
12/13/2011	<0.001	
2/1/2012	<0.001	
7/17/2012	<0.001	
1/23/2013	<0.001	
7/24/2013	<0.001	
1/23/2014	<0.001	
7/1/2014	<0.001	
1/20/2015	<0.001	
7/30/2015	<0.001	
1/25/2016	<0.001	
3/23/2016	<0.001	
5/24/2016	<0.001	
7/22/2016	<0.001	
9/16/2016	<0.001	
11/15/2016	<0.001	
1/26/2017	<0.001	
3/24/2017	<0.001	
5/2/2017	<0.001	
8/3/2017	<0.001	
1/23/2018	0.00078 (J)	
6/26/2018	<0.001	
1/30/2019	<0.001	
6/27/2019	<0.001	
9/12/2019	0.00034 (J)	
3/18/2020	<0.001	
9/15/2020	<0.001	
3/17/2021	<0.001	
8/24/2021	<0.001	
3/9/2022	<0.001	
8/10/2022	<0.001	
2/15/2023	<0.001	
8/15/2023	<0.001	
2/20/2024		<0.001

ND substitution: RL or RL/2 if <15% NDs.

Prediction Limit

Constituent: Arsenic (mg/L) Analysis Run 8/13/2024 11:05 AM View: Appendix I

Plant Wansley Client: Southern Company Data: Wansley Landfill

	GWC-33	GWC-33
9/16/2011	<0.001	
10/30/2011	<0.001	
12/13/2011	<0.001	
2/1/2012	<0.001	
7/17/2012	<0.001	
1/23/2013	<0.001	
7/17/2013	<0.001	
1/23/2014	<0.001	
1/20/2015	<0.001	
7/29/2015	<0.001	
1/25/2016	<0.001	
3/23/2016	<0.001	
5/24/2016	<0.001	
7/22/2016	<0.001	
9/16/2016	<0.001	
11/17/2016	<0.001	
1/25/2017	<0.001	
3/23/2017	<0.001	
5/1/2017	<0.001	
8/4/2017	<0.001	
1/23/2018	0.0013	
6/26/2018	<0.001	
1/30/2019	<0.001	
6/26/2019	<0.001	
9/12/2019	<0.001	
3/12/2020	<0.001	
9/16/2020	<0.001	
3/18/2021	<0.001	
8/24/2021	<0.001	
3/9/2022	<0.001	
8/15/2022	<0.001	
2/20/2023	<0.001	
8/15/2023	<0.001	
2/20/2024		<0.001

ND substitution: RL or RL/2 if <15% NDs.

Prediction Limit

Constituent: Arsenic (mg/L) Analysis Run 8/13/2024 11:05 AM View: Appendix I

Plant Wansley Client: Southern Company Data: Wansley Landfill

	GWC-34	GWC-34
9/16/2011	<0.001	
10/31/2011	<0.001	
12/12/2011	<0.001	
2/1/2012	<0.001	
7/16/2012	<0.001	
1/22/2013	<0.001	
7/17/2013	<0.001	
1/23/2014	<0.001	
6/25/2014	<0.001	
1/14/2015	<0.001	
7/29/2015	<0.001	
1/21/2016	<0.001	
3/24/2016	<0.001	
5/23/2016	<0.001	
7/21/2016	<0.001	
9/15/2016	<0.001	
11/15/2016	<0.001	
1/25/2017	<0.001	
3/22/2017	<0.001	
5/1/2017	<0.001	
8/3/2017	<0.001	
1/23/2018	0.0012 (J)	
6/20/2018	0.001 (J)	
1/28/2019	<0.001	
6/26/2019	<0.001	
9/11/2019	<0.001	
3/11/2020	<0.001	
9/11/2020	<0.001	
3/16/2021	<0.001	
8/24/2021	<0.001	
3/2/2022	<0.001	
8/10/2022	<0.001	
2/20/2023	<0.001	
8/16/2023	<0.001	
2/22/2024		<0.001

ND substitution: RL or RL/2 if <15% NDs.

Prediction Limit

Constituent: Arsenic (mg/L) Analysis Run 8/13/2024 11:05 AM View: Appendix I

Plant Wansley Client: Southern Company Data: Wansley Landfill

	GWC-35	GWC-35
9/16/2011	<0.001	
10/31/2011	<0.001	
12/12/2011	<0.001	
2/1/2012	<0.001	
7/16/2012	<0.001	
1/22/2013	<0.001	
7/2/2013	<0.001	
1/21/2014	<0.001	
6/25/2014	<0.001	
1/14/2015	<0.001	
7/28/2015	<0.001	
1/21/2016	<0.001	
3/24/2016	<0.001	
5/23/2016	<0.001	
7/21/2016	<0.001	
9/15/2016	<0.001	
11/15/2016	<0.001	
1/26/2017	<0.001	
3/22/2017	<0.001	
5/2/2017	<0.001	
8/3/2017	<0.001	
1/23/2018	0.001 (J)	
6/19/2018	<0.001	
1/21/2019	<0.001	
6/26/2019	<0.001	
9/12/2019	<0.001	
3/11/2020	<0.001	
9/11/2020	<0.001	
3/16/2021	<0.001	
8/18/2021	<0.001	
3/2/2022	<0.001	
8/15/2022	<0.001	
2/20/2023	<0.001	
8/16/2023	<0.001	
2/22/2024		<0.001

ND substitution: RL or RL/2 if <15% NDs.

Prediction Limit

Constituent: Arsenic (mg/L) Analysis Run 8/13/2024 11:05 AM View: Appendix I

Plant Wansley Client: Southern Company Data: Wansley Landfill

	GWC-5	GWC-5
8/31/2011	<0.001	
10/27/2011	<0.001	
12/5/2011	<0.001	
1/25/2012	<0.001	
7/18/2012	<0.001	
1/9/2013	<0.001	
7/17/2013	<0.001	
1/15/2014	<0.001	
6/25/2014	<0.001	
1/13/2015	<0.001	
7/24/2015	<0.001	
1/20/2016	<0.001	
3/28/2016	<0.001	
5/23/2016	<0.001	
7/21/2016	<0.001	
9/15/2016	<0.001	
11/15/2016	<0.001	
1/26/2017	<0.001	
3/22/2017	<0.001	
5/2/2017	<0.001	
8/3/2017	<0.001	
1/23/2018	0.0014	
6/25/2018	<0.001	
1/30/2019	<0.001	
6/26/2019	<0.001	
9/12/2019	<0.001	
3/16/2020	<0.001	
9/9/2020	<0.001	
3/17/2021	<0.001	
8/19/2021	<0.001	
3/2/2022	<0.001	
8/11/2022	<0.001	
2/20/2023	<0.001	
8/14/2023	<0.001	
2/14/2024		<0.001

ND substitution: RL or RL/2 if <15% NDs.

Prediction Limit

Constituent: Arsenic (mg/L) Analysis Run 8/13/2024 11:05 AM View: Appendix I

Plant Wansley Client: Southern Company Data: Wansley Landfill

	GWC-6	GWC-6
8/31/2011	<0.001	
10/30/2011	<0.001	
12/5/2011	<0.001	
1/25/2012	<0.001	
7/24/2012	<0.001	
1/8/2013	<0.001	
7/9/2013	<0.001	
1/15/2014	<0.001	
6/25/2014	<0.001	
1/20/2015	<0.001	
7/24/2015	<0.001	
1/20/2016	<0.001	
3/28/2016	<0.001	
5/24/2016	<0.001	
7/21/2016	<0.001	
9/15/2016	<0.001	
11/16/2016	<0.001	
1/26/2017	<0.001	
3/22/2017	<0.001	
5/2/2017	<0.001	
8/3/2017	<0.001	
1/23/2018	0.00075 (J)	
6/25/2018	<0.001	
1/30/2019	<0.001	
6/26/2019	<0.001	
9/12/2019	<0.001	
3/16/2020	<0.001	
9/11/2020	<0.001	
3/17/2021	<0.001	
8/18/2021	<0.001	
3/2/2022	<0.001	
8/11/2022	<0.001	
2/20/2023	<0.001	
8/14/2023	<0.001	
2/14/2024		<0.001

ND substitution: RL or RL/2 if <15% NDs.

Prediction Limit

Constituent: Arsenic (mg/L) Analysis Run 8/13/2024 11:05 AM View: Appendix I

Plant Wansley Client: Southern Company Data: Wansley Landfill

	GWC-7	GWC-7
9/7/2011	<0.001	
10/30/2011	<0.001	
12/5/2011	<0.001	
1/25/2012	<0.001	
7/18/2012	<0.001	
1/7/2013	<0.001	
7/9/2013	<0.001	
1/14/2014	<0.001	
6/24/2014	<0.001	
1/20/2015	<0.001	
7/27/2015	<0.001	
1/26/2016	<0.001	
3/29/2016	<0.001	
5/24/2016	<0.001	
7/22/2016	0.00049 (J)	
9/15/2016	<0.001	
11/16/2016	<0.001	
1/26/2017	<0.001	
3/22/2017	<0.001	
5/2/2017	<0.001	
8/4/2017	<0.001	
1/23/2018	0.0012 (J)	
6/25/2018	<0.001	
1/21/2019	<0.001	
6/25/2019	0.00035 (J)	
9/10/2019	<0.001	
3/12/2020	<0.001	
9/14/2020	<0.001	
3/16/2021	<0.001	
8/19/2021	<0.001	
3/2/2022	<0.001	
8/11/2022	<0.001	
2/21/2023	<0.001	
8/9/2023	<0.001	
2/21/2024		<0.001

ND substitution: RL or RL/2 if <15% NDs.

Prediction Limit

Constituent: Arsenic (mg/L) Analysis Run 8/13/2024 11:05 AM View: Appendix I

Plant Wansley Client: Southern Company Data: Wansley Landfill

	GWC-8	GWC-8
9/7/2011	<0.001	
10/30/2011	<0.001	
12/5/2011	<0.001	
1/19/2012	<0.001	
7/18/2012	<0.001	
1/7/2013	<0.001	
7/9/2013	<0.001	
1/14/2014	<0.001	
6/24/2014	<0.001	
1/20/2015	<0.001	
7/27/2015	<0.001	
1/26/2016	<0.001	
3/29/2016	<0.001	
5/24/2016	<0.001	
7/26/2016	<0.001	
9/19/2016	<0.001	
11/16/2016	<0.001	
1/26/2017	<0.001	
3/23/2017	<0.001	
5/3/2017	<0.001	
8/7/2017	<0.001	
1/24/2018	<0.001	
6/21/2018	0.00052 (J)	
1/22/2019	<0.001	
6/25/2019	0.00045 (J)	
9/10/2019	0.00043 (J)	
3/12/2020	0.00049 (J)	
9/14/2020	<0.001	
3/16/2021	<0.001	
8/20/2021	<0.001	
3/2/2022	<0.001	
8/11/2022	<0.001	
2/15/2023	<0.001	
8/9/2023	<0.001	
2/21/2024		<0.001

ND substitution: RL or RL/2 if <15% NDs.

Prediction Limit

Constituent: Arsenic (mg/L) Analysis Run 8/13/2024 11:05 AM View: Appendix I

Plant Wansley Client: Southern Company Data: Wansley Landfill

	GWC-9	GWC-9
9/7/2011	<0.001	
10/30/2011	<0.001	
12/4/2011	<0.001	
1/19/2012	<0.001	
7/18/2012	<0.001	
1/8/2013	<0.001	
7/9/2013	<0.001	
1/14/2014	<0.001	
6/24/2014	<0.001	
1/20/2015	<0.001	
7/27/2015	<0.001	
1/26/2016	<0.001	
3/29/2016	<0.001	
5/24/2016	<0.001	
7/25/2016	0.00046 (J)	
9/19/2016	<0.001	
11/16/2016	<0.001	
1/31/2017	0.0011 (J)	
3/23/2017	0.00076 (J)	
5/2/2017	<0.001	
8/7/2017	0.00052 (J)	
1/24/2018	<0.001	
6/21/2018	0.00095 (J)	
1/22/2019	0.00059 (J)	
6/25/2019	0.00086 (J)	
9/16/2019	0.00069 (J)	
3/16/2020	0.00065 (J)	
9/11/2020	0.0008 (J)	
3/16/2021	<0.001	
8/25/2021	0.00045 (J)	
3/9/2022	<0.001	
8/16/2022	0.00092 (J)	
2/15/2023	<0.001	
8/9/2023	<0.001	
2/19/2024		<0.001

ND substitution: RL or RL/2 if <15% NDs.

Prediction Limit

Constituent: Barium (mg/L) Analysis Run 8/13/2024 11:05 AM View: Appendix I

Plant Wansley Client: Southern Company Data: Wansley Landfill

	GWA-1	GWA-1
9/16/2011	0.013	
10/27/2011	0.012	
12/13/2011	0.012	
1/31/2012	0.011	
7/18/2012	0.012	
1/24/2013	0.012	
7/17/2013	0.0097	
1/21/2014	0.0096	
6/25/2014	0.0094	
1/14/2015	0.0095	
7/21/2015	0.0099	
1/21/2016	0.011	
3/23/2016	0.00968 (J)	
5/20/2016	0.0096 (J)	
7/21/2016	0.0087	
9/15/2016	0.0086	
11/11/2016	0.0095	
1/19/2017	0.0087	
3/16/2017	0.01	
4/28/2017	0.0091	
8/3/2017	0.0099	
1/19/2018	0.0089	
6/19/2018	0.012	
1/17/2019	0.01	
6/24/2019	0.0096 (J)	
9/9/2019	0.012	
3/10/2020	0.01	
9/9/2020	0.01	
3/15/2021	0.01	
8/16/2021	0.01	
2/28/2022	0.01	
8/9/2022	0.012	
2/14/2023	0.011	
8/9/2023	0.011	
2/13/2024		0.012

Prediction Limit

Constituent: Barium (mg/L) Analysis Run 8/13/2024 11:05 AM View: Appendix I

Plant Wansley Client: Southern Company Data: Wansley Landfill

	GWA-2	GWA-2
9/17/2011	0.011	
10/27/2011	0.013	
12/14/2011	0.01	
2/7/2012	0.014	
7/23/2012	0.014	
1/23/2013	0.02	
7/24/2013	0.016	
1/22/2014	0.017	
7/1/2014	0.015	
1/22/2015	0.019	
7/22/2015	0.014	
1/20/2016	0.016	
3/23/2016	0.00773 (J)	
5/24/2016	0.00761 (J)	
7/26/2016	0.0078	
9/16/2016	0.017	
11/10/2016	0.016	
1/19/2017	0.02	
3/17/2017	0.016	
4/28/2017	0.016	
8/2/2017	0.014	
1/19/2018	0.014	
6/19/2018	0.015	
1/17/2019	0.01	
6/24/2019	0.011	
9/10/2019	0.015	
3/10/2020	0.01	
9/10/2020	0.012	
3/15/2021	0.011	
8/18/2021	0.014	
3/1/2022	0.012	
8/9/2022	0.015	
2/14/2023	0.011	
8/9/2023	0.014	
2/14/2024		0.014

Prediction Limit

Constituent: Barium (mg/L) Analysis Run 8/13/2024 11:05 AM View: Appendix I

Plant Wansley Client: Southern Company Data: Wansley Landfill

	GWA-28	GWA-28
9/16/2011	0.0022	
10/28/2011	0.0016	
12/12/2011	0.0018	
1/25/2012	<0.01	
7/16/2012	0.0011	
1/24/2013	<0.01	
7/23/2013	<0.01	
1/22/2014	0.0013	
7/1/2014	0.0012 (J)	
1/21/2015	0.00042 (J)	
7/21/2015	0.00055 (J)	
1/22/2016	0.00037 (J)	
3/22/2016	<0.01	
5/23/2016	<0.01	
7/25/2016	0.001 (J)	
9/15/2016	0.00092 (J)	
11/9/2016	0.0016 (J)	
1/17/2017	<0.01	
3/16/2017	0.00055 (J)	
4/27/2017	<0.01	
8/1/2017	0.00059 (J)	
1/19/2018	<0.01	
6/19/2018	<0.01	
1/21/2019	0.00088	
6/25/2019	<0.01	
9/10/2019	0.0022 (J)	
3/10/2020	0.0018 (J)	
9/9/2020	<0.01	
3/15/2021	<0.01	
8/16/2021	<0.01	
3/1/2022	<0.01	
8/9/2022	<0.01	
2/14/2023	0.001 (J)	
8/9/2023	0.01	
2/14/2024		<0.01

ND substitution: RL or RL/2 if <15% NDs.

Prediction Limit

Constituent: Barium (mg/L) Analysis Run 8/13/2024 11:05 AM View: Appendix I

Plant Wansley Client: Southern Company Data: Wansley Landfill

	GWA-29	GWA-29
9/17/2011	0.0016	
10/28/2011	0.0015	
12/12/2011	0.0013	
1/31/2012	<0.01	
7/17/2012	0.0016	
1/24/2013	0.0013	
7/24/2013	0.0022	
1/22/2014	0.0012 (J)	
7/8/2014	0.0013 (D)	
1/21/2015	0.0015	
7/22/2015	0.0014	
1/19/2016	0.00092 (JD)	
3/22/2016	<0.01	
5/19/2016	0.00265 (J)	
7/21/2016	0.0038	
1/17/2017	0.0011 (J)	
4/27/2017	0.00097 (J)	
7/18/2017	0.0016 (J)	
8/1/2017	0.0011 (J)	
1/19/2018	0.00076 (J)	
6/19/2018	0.00078 (J)	
1/18/2019	0.0007 (J)	
6/25/2019	<0.01	
9/10/2019	0.0033 (J)	
3/10/2020	<0.01	
9/9/2020	<0.01	
3/15/2021	<0.01	
8/18/2021	<0.01	
3/2/2022	<0.01	
8/9/2022	0.0011 (J)	
2/13/2023	<0.01	
8/8/2023	0.00089 (J)	
2/14/2024		<0.01

ND substitution: RL or RL/2 if <15% NDs.

Prediction Limit

Constituent: Barium (mg/L) Analysis Run 8/13/2024 11:05 AM View: Appendix I

Plant Wansley Client: Southern Company Data: Wansley Landfill

	GWA-3
8/31/2011	0.1
6/25/2014	0.048
7/21/2015	0.036
3/31/2016	0.027
5/25/2016	0.027
7/27/2016	0.029
8/1/2017	0.03
10/3/2017	0.038
6/20/2018	0.029
1/18/2019	0.033
6/25/2019	0.082
9/11/2019	0.094
3/10/2020	0.079
9/9/2020	0.088
3/15/2021	0.1
8/18/2021	0.092
3/1/2022	0.078
8/9/2022	0.098
2/14/2023	0.075
8/8/2023	0.11

Prediction Limit

Constituent: Barium (mg/L) Analysis Run 8/13/2024 11:05 AM View: Appendix I

Plant Wansley Client: Southern Company Data: Wansley Landfill

	GWA-4	GWA-4
8/31/2011	0.092	
10/27/2011	0.061	
12/14/2011	0.1	
2/1/2012	0.087	
7/23/2012	0.13	
1/23/2013	0.11	
7/17/2013	0.087	
1/15/2014	0.081	
6/25/2014	0.081	
1/14/2015	0.13	
7/21/2015	0.11	
1/20/2016	0.086	
3/23/2016	0.112	
5/19/2016	0.11	
7/21/2016	0.14	
9/14/2016	0.15	
11/10/2016	0.17	
1/17/2017	0.18	
3/16/2017	0.15	
4/27/2017	0.13	
8/2/2017	0.15	
1/22/2018	0.15	
6/19/2018	0.13	
1/17/2019	0.12	
6/24/2019	0.12	
9/10/2019	0.16	
3/10/2020	0.14	
9/9/2020	0.12	
3/15/2021	0.13	
8/18/2021	0.12	
3/1/2022	0.12	
8/9/2022	0.12	
2/14/2023	0.12	
8/9/2023	0.14	
2/14/2024		0.19

Prediction Limit

Constituent: Barium (mg/L) Analysis Run 8/13/2024 11:05 AM View: Appendix I

Plant Wansley Client: Southern Company Data: Wansley Landfill

	GWC-10	GWC-10
1/25/2016	0.014	
3/30/2016	0.0127	
5/25/2016	0.014	
7/27/2016	0.03	
9/16/2016	0.017	
11/17/2016	0.028	
2/1/2017	0.023	
3/24/2017	0.012	
5/3/2017	0.024	
8/8/2017	0.014	
1/25/2018	0.025	
6/21/2018	0.023	
1/31/2019	0.025	
6/26/2019	0.02	
9/17/2019	0.026	
3/17/2020	0.025	
9/10/2020	0.029	
3/18/2021	0.013	
8/20/2021	0.017	
3/8/2022	0.013	
8/16/2022	0.011	
2/15/2023	0.017	
8/10/2023	0.017	
2/20/2024		0.018

Prediction Limit

Constituent: Barium (mg/L) Analysis Run 8/13/2024 11:05 AM View: Appendix I

Plant Wansley Client: Southern Company Data: Wansley Landfill

	GWC-11	GWC-11
9/13/2011	0.2	
10/28/2011	0.27	
12/4/2011	0.22	
2/9/2012	0.19	
7/18/2012	0.36	
1/8/2013	0.2	
7/9/2013	0.26	
1/15/2014	0.21	
6/25/2014	0.44	
1/21/2015	0.31	
7/28/2015	0.38	
1/26/2016	0.15	
3/29/2016	0.372	
5/25/2016	0.396	
7/25/2016	0.25	
9/19/2016	0.33	
11/16/2016	0.29	
1/31/2017	0.19	
3/23/2017	0.24	
5/2/2017	0.34	
8/7/2017	0.4	
1/24/2018	0.27	
6/20/2018	0.31	
1/24/2019	0.09	
6/26/2019	0.26	
9/16/2019	0.35	
3/16/2020	0.066	
9/10/2020	0.27	
3/17/2021	0.26	
8/23/2021	0.23	
3/7/2022	0.16	
8/15/2022	0.22	
2/21/2023	0.076	
8/14/2023	0.19	
2/14/2024		0.16

Prediction Limit

Constituent: Barium (mg/L) Analysis Run 8/13/2024 11:05 AM View: Appendix I

Plant Wansley Client: Southern Company Data: Wansley Landfill

	GWC-12	GWC-12
9/13/2011	0.013	
10/28/2011	0.0092	
12/4/2011	0.0089	
1/24/2012	0.0099	
7/11/2012	0.0099	
1/8/2013	0.012	
7/10/2013	0.014	
1/21/2014	0.014	
7/1/2014	0.014	
1/21/2015	0.016	
7/28/2015	0.013	
1/26/2016	0.014	
3/29/2016	0.0179	
5/25/2016	0.0173	
7/22/2016	0.017	
9/15/2016	0.017	
11/16/2016	0.018	
1/31/2017	0.022	
3/23/2017	0.019	
5/3/2017	0.02	
8/7/2017	0.021	
1/24/2018	0.022	
6/26/2018	0.021	
1/25/2019	0.024	
6/26/2019	0.02	
9/11/2019	0.022	
3/18/2020	0.023	
9/10/2020	0.025	
3/16/2021	0.026	
8/19/2021	0.023	
3/7/2022	0.025	
8/16/2022	0.025	
2/15/2023	0.029	
8/14/2023	0.025	
2/20/2024		0.027

Prediction Limit

Constituent: Barium (mg/L) Analysis Run 8/13/2024 11:05 AM View: Appendix I

Plant Wansley Client: Southern Company Data: Wansley Landfill

	GWC-13	GWC-13
9/13/2011	0.0043	
10/28/2011	0.0041	
12/4/2011	0.0037	
1/24/2012	0.0042	
7/11/2012	0.0038	
1/8/2013	0.0034	
7/10/2013	0.0035	
1/21/2014	0.0037	
7/1/2014	0.0035	
1/21/2015	0.0031	
7/28/2015	0.0039	
1/27/2016	0.0026	
3/29/2016	0.00337 (J)	
5/25/2016	0.0028 (J)	
7/26/2016	0.0023 (J)	
9/15/2016	0.0026	
11/17/2016	0.0027	
1/31/2017	0.0029	
3/23/2017	0.0032	
5/3/2017	0.0028	
8/4/2017	0.0032	
1/25/2018	0.0037	
6/20/2018	0.0035	
1/22/2019	0.0029	
6/25/2019	0.0069 (J)	
9/12/2019	0.0054 (J)	
3/12/2020	0.0026 (J)	
9/10/2020	0.0041 (J)	
3/17/2021	0.0039 (J)	
8/23/2021	0.0031 (J)	
3/8/2022	0.0034 (J)	
8/15/2022	0.0042 (J)	
2/21/2023	0.0033 (J)	
8/16/2023	0.0041 (J)	
2/19/2024		0.0078 (J)

Prediction Limit

Constituent: Barium (mg/L) Analysis Run 8/13/2024 11:05 AM View: Appendix I

Plant Wansley Client: Southern Company Data: Wansley Landfill

	GWC-14	GWC-14
9/13/2011	0.01	
10/27/2011	0.019	
12/3/2011	0.011	
1/24/2012	0.015	
7/11/2012	0.01	
1/8/2013	0.013	
7/10/2013	0.014	
1/21/2014	<0.0013	
7/1/2014	0.014	
1/14/2015	0.033	
7/22/2015	0.072	
1/27/2016	0.083	
3/30/2016	0.0943	
5/25/2016	0.117	
7/26/2016	0.11	
9/15/2016	0.16	
11/17/2016	0.27	
2/1/2017	0.088	
3/23/2017	0.11	
5/3/2017	0.1	
8/7/2017	0.23	
1/25/2018	0.1	
6/20/2018	0.25	
1/22/2019	0.15	
6/25/2019	0.16	
9/12/2019	0.32	
3/17/2020	0.23	
9/10/2020	0.24	
3/17/2021	0.26	
8/23/2021	0.17	
3/7/2022	0.23	
8/16/2022	0.24	
2/17/2023	0.17	
8/14/2023	0.14	
2/19/2024		0.23

Prediction Limit

Constituent: Barium (mg/L) Analysis Run 8/13/2024 11:05 AM View: Appendix I

Plant Wansley Client: Southern Company Data: Wansley Landfill

	GWC-15	GWC-15
9/16/2011	0.0061	
10/27/2011	0.0068	
12/3/2011	0.0067	
2/9/2012	0.0066	
7/11/2012	0.0064	
1/8/2013	0.0075	
7/2/2013	0.011	
1/21/2014	0.012	
6/24/2014	0.0094	
1/14/2015	0.01	
7/22/2015	0.0084	
1/27/2016	0.012	
3/30/2016	0.0136	
5/25/2016	0.00957 (J)	
7/26/2016	0.0068	
9/20/2016	0.007	
11/17/2016	0.0072	
2/1/2017	0.009	
3/23/2017	0.011	
5/3/2017	0.0092	
8/4/2017	0.01	
1/25/2018	0.01	
6/20/2018	0.011	
1/22/2019	0.012	
6/25/2019	0.0096 (J)	
9/17/2019	0.0072 (J)	
3/16/2020	0.012	
9/10/2020	0.0076 (J)	
3/18/2021	0.011	
8/24/2021	0.0075 (J)	
3/7/2022	0.011	
8/16/2022	0.0076 (J)	
2/21/2023	0.011	
8/14/2023	0.0079 (J)	
2/21/2024		0.0095 (J)

Prediction Limit

Constituent: Barium (mg/L) Analysis Run 8/13/2024 11:05 AM View: Appendix I

Plant Wansley Client: Southern Company Data: Wansley Landfill

	GWC-16	GWC-16
8/30/2011	0.018	
10/26/2011	0.017	
12/3/2011	0.018	
1/25/2012	0.017	
7/11/2012	0.017	
1/8/2013	0.019	
7/2/2013	0.017	
1/14/2014	0.017	
6/25/2014	0.017	
1/13/2015	0.017	
7/22/2015	0.017	
1/27/2016	0.016	
3/30/2016	0.0174	
5/25/2016	0.0173	
7/27/2016	0.016	
9/16/2016	0.016	
11/17/2016	0.017	
2/1/2017	0.018	
3/24/2017	0.017	
5/3/2017	0.017	
8/7/2017	0.017	
1/25/2018	0.016	
6/20/2018	0.017	
1/25/2019	0.019	
6/25/2019	0.018	
9/11/2019	0.02	
3/17/2020	0.019	
9/11/2020	0.018	
3/17/2021	0.017	
8/20/2021	0.018	
3/8/2022	0.018	
8/16/2022	0.018	
2/20/2023	0.018	
8/14/2023	0.018	
2/21/2024		0.02

Prediction Limit

Constituent: Barium (mg/L) Analysis Run 8/13/2024 11:05 AM View: Appendix I

Plant Wansley Client: Southern Company Data: Wansley Landfill

	GWC-17	GWC-17
8/30/2011	0.021	
10/26/2011	0.014	
12/3/2011	0.015	
1/25/2012	0.014	
7/11/2012	0.015	
1/8/2013	0.017	
7/16/2013	0.013	
1/14/2014	0.015	
6/25/2014	0.016	
1/14/2015	0.017	
7/28/2015	0.016	
1/27/2016	0.016	
3/30/2016	0.0178	
5/25/2016	0.0169	
7/27/2016	0.016	
9/19/2016	0.016	
11/17/2016	0.017	
2/1/2017	0.017	
3/24/2017	0.016	
5/3/2017	0.016	
8/7/2017	0.017	
1/25/2018	0.015	
6/26/2018	0.017	
1/24/2019	0.016	
6/25/2019	0.017	
9/11/2019	0.018	
3/17/2020	0.017	
9/14/2020	0.016	
3/16/2021	0.015	
8/20/2021	0.016	
3/8/2022	0.016	
8/11/2022	0.017	
2/20/2023	0.025	
8/10/2023	0.019	
2/20/2024		0.027

Prediction Limit

Constituent: Barium (mg/L) Analysis Run 8/13/2024 11:05 AM View: Appendix I

Plant Wansley Client: Southern Company Data: Wansley Landfill

	GWC-18	GWC-18
8/30/2011	0.033	
10/26/2011	0.028	
12/3/2011	0.03	
2/9/2012	0.029	
7/11/2012	0.03	
1/8/2013	0.036	
7/16/2013	0.034	
1/14/2014	0.037	
6/24/2014	0.032	
1/13/2015	0.034	
7/23/2015	0.03	
1/27/2016	0.032	
3/30/2016	0.0349	
5/26/2016	0.0323	
7/25/2016	0.031	
9/19/2016	0.028	
11/17/2016	0.033	
2/1/2017	0.037	
3/24/2017	0.037	
5/3/2017	0.034	
8/7/2017	0.035	
1/25/2018	0.033	
6/21/2018	0.033	
1/28/2019	0.037	
6/27/2019	0.035	
9/11/2019	0.04	
3/17/2020	0.039	
9/14/2020	0.041	
3/16/2021	0.038	
8/24/2021	0.04	
3/8/2022	0.04	
8/11/2022	0.036	
2/20/2023	0.043	
8/9/2023	0.045	
2/21/2024		0.045

Prediction Limit

Constituent: Barium (mg/L) Analysis Run 8/13/2024 11:05 AM View: Appendix I

Plant Wansley Client: Southern Company Data: Wansley Landfill

	GWC-19	GWC-19
8/30/2011	0.037	
10/26/2011	0.037	
12/3/2011	0.037	
2/8/2012	0.048	
7/11/2012	0.035	
1/8/2013	0.059	
7/16/2013	0.069	
1/21/2014	0.075	
6/24/2014	<0.0013	
1/13/2015	0.076	
7/23/2015	0.05	
1/27/2016	0.092	
3/30/2016	0.0986	
5/26/2016	0.0687	
7/25/2016	0.047	
9/19/2016	0.039	
11/17/2016	0.046	
2/2/2017	0.085	
3/24/2017	0.079	
5/3/2017	0.1	
8/7/2017	0.06	
1/25/2018	0.094	
6/21/2018	0.09	
1/28/2019	0.12	
6/26/2019	0.077	
9/12/2019	0.058	
3/18/2020	0.13	
9/15/2020	0.067	
3/17/2021	0.12	
8/24/2021	0.07	
3/8/2022	0.12	
8/11/2022	0.054	
2/21/2023	0.15	
8/9/2023	0.062	
2/21/2024		0.15

ND substitution: RL or RL/2 if <15% NDs.

Prediction Limit

Constituent: Barium (mg/L) Analysis Run 8/13/2024 11:05 AM View: Appendix I

Plant Wansley Client: Southern Company Data: Wansley Landfill

	GWC-20	GWC-20
8/31/2011	0.038	
10/27/2011	0.034	
12/4/2011	0.033	
2/8/2012	0.037	
7/11/2012	0.035	
1/8/2013	0.034	
7/16/2013	0.034	
1/21/2014	0.035	
6/24/2014	0.034	
1/13/2015	0.031	
7/23/2015	0.036	
1/27/2016	0.03	
3/30/2016	0.0344	
5/26/2016	0.0336	
7/25/2016	0.03	
9/20/2016	0.035	
11/17/2016	0.034	
2/2/2017	0.035	
3/28/2017	0.031	
5/4/2017	0.035	
8/7/2017	0.033	
1/26/2018	0.038	
6/21/2018	0.031	
1/28/2019	0.033	
6/25/2019	0.034	
9/11/2019	0.035	
3/18/2020	0.031	
9/15/2020	0.035	
3/16/2021	0.032	
8/24/2021	0.032	
3/7/2022	0.032	
8/16/2022	0.031	
2/22/2023	0.032	
8/9/2023	0.035	
2/20/2024		0.037

Prediction Limit

Constituent: Barium (mg/L) Analysis Run 8/13/2024 11:05 AM View: Appendix I

Plant Wansley Client: Southern Company Data: Wansley Landfill

	GWC-21	GWC-21
8/31/2011	0.015	
10/27/2011	0.01	
12/4/2011	0.011	
2/8/2012	0.013	
7/17/2012	0.013	
1/9/2013	0.013	
7/16/2013	0.023	
1/21/2014	0.026	
6/24/2014	0.027	
1/13/2015	0.024	
7/23/2015	0.024	
1/26/2016	0.026	
3/30/2016	0.0293	
5/26/2016	0.0237	
7/26/2016	0.016	
9/20/2016	0.014	
11/17/2016	0.012	
2/2/2017	0.014	
3/28/2017	0.021	
5/4/2017	0.02	
8/7/2017	0.027	
1/26/2018	0.032	
6/20/2018	0.033	
1/24/2019	0.046	
6/25/2019	0.046	
9/11/2019	0.028	
3/18/2020	0.056	
9/15/2020	0.045	
3/16/2021	0.061	
8/19/2021	0.062	
3/7/2022	0.063	
8/16/2022	0.042	
2/21/2023	0.052	
8/9/2023	0.052	
2/19/2024		0.049

Prediction Limit

Constituent: Barium (mg/L) Analysis Run 8/13/2024 11:05 AM View: Appendix I

Plant Wansley Client: Southern Company Data: Wansley Landfill

	GWC-22	GWC-22
9/15/2011	0.025	
10/29/2011	0.024	
12/13/2011	0.027	
1/25/2012	0.029	
7/18/2012	0.027	
1/22/2013	0.029	
7/16/2013	0.025	
1/21/2014	0.027	
6/25/2014	0.025	
1/14/2015	0.025	
7/23/2015	0.025	
1/26/2016	0.023	
3/31/2016	0.0249	
5/26/2016	0.0235	
7/26/2016	0.021	
9/20/2016	0.026	
11/17/2016	0.025	
2/3/2017	0.027	
3/28/2017	0.024	
5/3/2017	0.025	
8/8/2017	0.025	
1/25/2018	0.027	
6/20/2018	0.026	
1/24/2019	0.026	
6/25/2019	0.026	
9/10/2019	0.027	
3/18/2020	0.025	
9/10/2020	0.024	
3/15/2021	0.025	
8/19/2021	0.024	
3/8/2022	0.026	
8/17/2022	0.022	
2/14/2023	0.024	
8/14/2023	0.024	
2/14/2024		0.027

Prediction Limit

Constituent: Barium (mg/L) Analysis Run 8/13/2024 11:05 AM View: Appendix I

Plant Wansley Client: Southern Company Data: Wansley Landfill

	GWC-23	GWC-23
9/16/2011	0.011	
10/29/2011	0.0075	
12/13/2011	0.011	
1/31/2012	0.009	
7/18/2012	0.0076	
1/22/2013	0.0078	
7/23/2013	0.0075	
1/22/2014	0.004	
7/1/2014	0.0066	
1/22/2015	0.0067	
7/29/2015	0.0064	
1/21/2016	0.0055	
3/29/2016	0.0114	
5/25/2016	0.00579 (J)	
7/27/2016	0.0043	
9/20/2016	0.0056	
11/18/2016	0.0043	
2/3/2017	0.005	
3/28/2017	0.0041	
5/4/2017	0.0063	
8/8/2017	0.006	
1/25/2018	0.0048	
6/20/2018	0.0047	
1/25/2019	0.0069	
6/26/2019	0.0041 (J)	
9/12/2019	0.0053 (J)	
3/18/2020	0.0055 (J)	
9/10/2020	0.0059 (J)	
3/18/2021	0.005 (J)	
8/23/2021	0.0053 (J)	
3/9/2022	0.0041 (J)	
8/16/2022	0.0049 (J)	
2/21/2023	0.005 (J)	
8/15/2023	0.0047 (J)	
2/19/2024		0.0047 (J)

Prediction Limit

Constituent: Barium (mg/L) Analysis Run 8/13/2024 11:05 AM View: Appendix I

Plant Wansley Client: Southern Company Data: Wansley Landfill

	GWC-24	GWC-24
7/8/2014	0.022	
7/31/2015	0.02	
1/20/2016	0.026	
3/30/2016	0.00874 (J)	
5/25/2016	0.00545 (J)	
7/27/2016	0.0047	
9/16/2016	0.018	
11/18/2016	0.022	
2/3/2017	0.02	
3/29/2017	0.02	
5/4/2017	0.023	
8/8/2017	0.026	
1/25/2018	0.021	
6/27/2018	0.011	
1/31/2019	0.011	
6/26/2019	0.0093 (J)	
9/11/2019	0.02	
3/12/2020	0.0082 (J)	
9/15/2020	0.011	
3/18/2021	0.0099 (J)	
8/19/2021	0.013	
3/10/2022	0.0095 (J)	
8/18/2022	0.014	
2/16/2023	0.013	
8/16/2023	0.011	
2/22/2024		0.022

Prediction Limit

Constituent: Barium (mg/L) Analysis Run 8/13/2024 11:05 AM View: Appendix I

Plant Wansley Client: Southern Company Data: Wansley Landfill

	GWC-25	GWC-25
9/17/2011	0.016	
10/31/2011	0.013	
12/14/2011	0.018	
2/7/2012	0.033	
7/17/2012	0.025	
7/24/2013	0.043	
1/23/2014	0.025	
7/8/2014	0.046	
1/21/2015	0.023	
7/30/2015	0.022	
1/21/2016	0.028	
3/28/2016	0.0383	
5/25/2016	0.0439	
7/27/2016	0.037	
9/19/2016	0.041	
11/15/2016	0.033	
1/24/2017	0.04	
3/23/2017	0.032	
5/2/2017	0.041	
8/3/2017	0.012	
1/25/2018	0.036	
6/27/2018	0.036	
1/24/2019	0.03	
6/25/2019	0.032	
9/11/2019	0.056	
3/12/2020	0.03	
9/14/2020	0.04	
3/17/2021	0.029	
8/19/2021	0.03	
3/8/2022	0.023	
8/10/2022	0.031	
2/21/2023	0.026	
8/15/2023	0.034	
2/21/2024		0.026

Prediction Limit

Constituent: Barium (mg/L) Analysis Run 8/13/2024 11:05 AM View: Appendix I

Plant Wansley Client: Southern Company Data: Wansley Landfill

	GWC-26	GWC-26
9/17/2011	0.038	
10/29/2011	0.036	
12/14/2011	0.035	
2/7/2012	0.04	
7/17/2012	0.033	
1/24/2013	0.034	
7/24/2013	0.036	
1/23/2014	0.031	
7/8/2014	0.031	
1/21/2015	0.031	
7/31/2015	0.017	
1/25/2016	0.03	
3/24/2016	0.0362	
5/25/2016	0.0348	
7/26/2016	0.028	
9/19/2016	0.029	
11/14/2016	0.036	
1/19/2017	0.034	
3/16/2017	0.035	
5/1/2017	0.03	
8/3/2017	0.032	
1/22/2018	0.031	
6/27/2018	0.033	
1/24/2019	0.036	
6/25/2019	0.038	
9/12/2019	0.039	
3/13/2020	0.035	
9/15/2020	0.037	
3/17/2021	0.035	
8/19/2021	0.036	
3/9/2022	0.037	
8/10/2022	0.037	
2/21/2023	0.037	
8/16/2023	0.035	
2/20/2024		0.038

Prediction Limit

Constituent: Barium (mg/L) Analysis Run 8/13/2024 11:05 AM View: Appendix I

Plant Wansley Client: Southern Company Data: Wansley Landfill

	GWC-27	GWC-27
9/17/2011	0.02	
10/29/2011	0.015	
12/14/2011	0.016	
1/25/2012	0.016	
7/17/2012	0.0057	
1/24/2013	0.0062	
7/24/2013	0.01	
1/23/2014	0.013	
7/8/2014	0.014	
1/21/2015	0.015	
7/30/2015	0.0092	
1/22/2016	0.0063	
3/23/2016	0.0107	
5/24/2016	0.00672 (J)	
7/26/2016	0.0085	
9/19/2016	0.008	
11/11/2016	0.017	
1/20/2017	0.013	
3/16/2017	0.0096	
4/28/2017	0.0097	
8/3/2017	0.015	
1/19/2018	0.013	
6/27/2018	0.015	
1/24/2019	0.009	
6/26/2019	0.017	
9/12/2019	0.012	
3/12/2020	0.008 (J)	
9/9/2020	0.015	
3/18/2021	0.016	
8/23/2021	0.01	
3/8/2022	0.015	
8/10/2022	0.017	
2/20/2023	0.0098 (J)	
8/15/2023	0.014	
2/20/2024		0.013

Prediction Limit

Constituent: Barium (mg/L) Analysis Run 8/13/2024 11:05 AM View: Appendix I

Plant Wansley Client: Southern Company Data: Wansley Landfill

	GWC-30	GWC-30
9/15/2011	0.0074	
10/28/2011	0.0074	
12/13/2011	0.0075	
2/8/2012	0.0075	
7/18/2012	0.0068	
1/24/2013	0.0083	
7/24/2013	0.006	
1/23/2014	0.0051	
7/1/2014	0.0061	
1/20/2015	0.0061	
7/30/2015	0.0059	
1/19/2016	0.0075	
3/23/2016	0.00731 (J)	
5/20/2016	0.00703 (J)	
7/21/2016	0.0067	
9/20/2016	0.007	
11/14/2016	0.007	
1/24/2017	0.0075	
3/17/2017	0.0071	
5/1/2017	0.0057	
8/4/2017	0.0072	
1/24/2018	0.0084	
6/21/2018	0.011	
1/30/2019	0.013	
6/27/2019	0.0071 (J)	
9/10/2019	0.0098 (J)	
3/11/2020	0.0081 (J)	
9/10/2020	0.0076 (J)	
3/18/2021	0.0083 (J)	
8/23/2021	0.0076 (J)	
3/2/2022	0.0072 (J)	
8/10/2022	0.0076 (J)	
2/14/2023	0.0069 (J)	
8/16/2023	0.007 (J)	
2/21/2024		0.0089 (J)

Prediction Limit

Constituent: Barium (mg/L) Analysis Run 8/13/2024 11:05 AM View: Appendix I

Plant Wansley Client: Southern Company Data: Wansley Landfill

	GWC-31	GWC-31
9/17/2011	0.01	
10/31/2011	0.0068	
2/7/2012	0.0016	
1/23/2013	0.0038	
1/23/2014	0.0045	
7/1/2014	0.0048	
1/21/2015	0.0022	
1/25/2016	0.002	
3/30/2016	0.00491 (J)	
5/25/2016	0.00502 (J)	
7/27/2016	0.0033	
1/25/2017	0.0051	
3/23/2017	0.0024 (J)	
5/2/2017	0.0026	
7/19/2017	0.004	
8/4/2017	0.0033	
1/23/2018	0.0025	
6/27/2018	0.0016 (J)	
1/31/2019	0.0016 (J)	
6/26/2019	<0.01	
9/11/2019	0.0055 (J)	
3/17/2020	0.002 (J)	
9/11/2020	0.002 (J)	
3/16/2021	0.0022 (J)	
8/25/2021	0.0029 (J)	
3/10/2022	<0.01	
8/16/2022	0.0013 (J)	
2/22/2023	0.003 (J)	
8/16/2023	0.0044 (J)	
2/21/2024		0.0013 (J)

ND substitution: RL or RL/2 if <15% NDs.

Prediction Limit

Constituent: Barium (mg/L) Analysis Run 8/13/2024 11:05 AM View: Appendix I

Plant Wansley Client: Southern Company Data: Wansley Landfill

	GWC-32	GWC-32
9/15/2011	0.0043	
10/31/2011	0.0035	
12/13/2011	0.0036	
2/1/2012	0.0037	
7/17/2012	0.0038	
1/23/2013	0.003	
7/24/2013	0.0019	
1/23/2014	0.0012 (J)	
7/1/2014	0.0014	
1/20/2015	0.0012 (J)	
7/30/2015	0.0011 (J)	
1/25/2016	0.001 (J)	
3/23/2016	<0.01	
5/24/2016	<0.01	
7/22/2016	0.0014 (J)	
9/16/2016	0.0018 (J)	
11/15/2016	0.0014 (J)	
1/26/2017	0.003	
3/24/2017	0.0021 (J)	
5/2/2017	0.0025	
8/3/2017	<0.01 (*)	
1/23/2018	0.0027	
6/26/2018	0.0014 (J)	
1/30/2019	0.0017 (J)	
6/27/2019	<0.01	
9/12/2019	0.002 (J)	
3/18/2020	<0.01	
9/15/2020	<0.01	
3/17/2021	0.0031 (J)	
8/24/2021	<0.01	
3/9/2022	<0.01	
8/10/2022	0.0011 (J)	
2/15/2023	<0.01	
8/15/2023	<0.01	
2/20/2024		<0.01

ND substitution: RL or RL/2 if <15% NDs.

Prediction Limit

Constituent: Barium (mg/L) Analysis Run 8/13/2024 11:05 AM View: Appendix I

Plant Wansley Client: Southern Company Data: Wansley Landfill

	GWC-33	GWC-33
9/16/2011	0.0049	
10/30/2011	0.0085	
12/13/2011	0.0073	
2/1/2012	0.0077	
7/17/2012	0.012	
1/23/2013	0.012	
7/17/2013	0.012	
1/23/2014	0.0099	
1/20/2015	0.011	
7/29/2015	0.0095	
1/25/2016	0.009	
3/23/2016	0.00902 (J)	
5/24/2016	0.00573 (J)	
7/22/2016	0.01	
9/16/2016	0.0061	
11/17/2016	0.014	
1/25/2017	<0.0025	
3/23/2017	0.0096	
5/1/2017	0.0057	
8/4/2017	0.0062	
1/23/2018	0.0047	
6/26/2018	0.0067	
1/30/2019	0.021	
6/26/2019	0.0057 (J)	
9/12/2019	0.009 (J)	
3/12/2020	0.0067 (J)	
9/16/2020	0.007 (J)	
3/18/2021	0.006 (J)	
8/24/2021	0.01	
3/9/2022	0.006 (J)	
8/15/2022	0.0042 (J)	
2/20/2023	0.0056 (J)	
8/15/2023	0.0062 (J)	
2/20/2024		0.0057 (J)

ND substitution: RL or RL/2 if <15% NDs.

Prediction Limit

Constituent: Barium (mg/L) Analysis Run 8/13/2024 11:05 AM View: Appendix I

Plant Wansley Client: Southern Company Data: Wansley Landfill

	GWC-34	GWC-34
9/16/2011	0.01	
10/31/2011	0.0089	
12/12/2011	0.011	
2/1/2012	0.011	
7/16/2012	0.011	
1/22/2013	0.011	
7/17/2013	0.011	
1/23/2014	0.0097	
6/25/2014	0.011	
1/14/2015	0.011	
7/29/2015	0.011	
1/21/2016	0.012	
3/24/2016	0.0132	
5/23/2016	0.0119	
7/21/2016	0.011	
9/15/2016	0.012	
11/15/2016	0.011	
1/25/2017	0.011	
3/22/2017	0.01	
5/1/2017	0.012	
8/3/2017	0.031 (O)	
1/23/2018	0.011	
6/20/2018	0.012	
1/28/2019	0.013	
6/26/2019	0.011	
9/11/2019	0.014	
3/11/2020	0.012	
9/11/2020	0.013	
3/16/2021	0.012	
8/24/2021	0.012	
3/2/2022	0.012	
8/10/2022	0.013	
2/20/2023	0.015	
8/16/2023	0.014	
2/22/2024		0.016

Prediction Limit

Constituent: Barium (mg/L) Analysis Run 8/13/2024 11:05 AM View: Appendix I

Plant Wansley Client: Southern Company Data: Wansley Landfill

	GWC-35	GWC-35
9/16/2011	0.019	
10/31/2011	0.018	
12/12/2011	0.02	
2/1/2012	0.02	
7/16/2012	0.02	
1/22/2013	0.021	
7/2/2013	0.019	
1/21/2014	0.02	
6/25/2014	0.019	
1/14/2015	0.019	
7/28/2015	0.019	
1/21/2016	0.021	
3/24/2016	0.0206	
5/23/2016	0.0221	
7/21/2016	0.019	
9/15/2016	0.02	
11/15/2016	0.02	
1/26/2017	0.021	
3/22/2017	0.019	
5/2/2017	0.02	
8/3/2017	0.02	
1/23/2018	0.019	
6/19/2018	0.02	
1/21/2019	0.022	
6/26/2019	0.021	
9/12/2019	0.02	
3/11/2020	0.02	
9/11/2020	0.021	
3/16/2021	0.02	
8/18/2021	0.023	
3/2/2022		0.022
8/15/2022		0.027
2/20/2023		0.031
8/16/2023		0.033
2/22/2024		0.046

Prediction Limit

Constituent: Barium (mg/L) Analysis Run 8/13/2024 11:05 AM View: Appendix I

Plant Wansley Client: Southern Company Data: Wansley Landfill

	GWC-5	GWC-5
8/31/2011	0.024	
10/27/2011	0.026	
12/5/2011	0.024	
1/25/2012	0.028	
7/18/2012	0.026	
1/9/2013	0.029	
7/17/2013	0.022	
1/15/2014	0.023	
6/25/2014	0.02	
1/13/2015	0.023	
7/24/2015	0.018	
1/20/2016	0.027	
3/28/2016	0.0207	
5/23/2016	0.0191	
7/21/2016	0.018	
9/15/2016	0.037	
11/15/2016	0.024	
1/26/2017	0.025	
3/22/2017	0.02	
5/2/2017	0.02	
8/3/2017	0.025	
1/23/2018	0.027	
6/25/2018	0.02	
1/30/2019	0.016	
6/26/2019	0.02	
9/12/2019	0.03	
3/16/2020	0.023	
9/9/2020	0.024	
3/17/2021	0.021	
8/19/2021	0.025	
3/2/2022	0.024	
8/11/2022	0.023	
2/20/2023	0.026	
8/14/2023	0.025	
2/14/2024		0.032

Prediction Limit

Constituent: Barium (mg/L) Analysis Run 8/13/2024 11:05 AM View: Appendix I

Plant Wansley Client: Southern Company Data: Wansley Landfill

	GWC-6	GWC-6
8/31/2011	0.064	
10/30/2011	0.06	
12/5/2011	0.061	
1/25/2012	0.064	
7/24/2012	0.054	
1/8/2013	0.063	
7/9/2013	0.051	
1/15/2014	0.06	
6/25/2014	0.045	
1/20/2015	0.048	
7/24/2015	0.051	
1/20/2016	0.051	
3/28/2016	0.0506	
5/24/2016	0.052	
7/21/2016	0.049	
9/15/2016	0.062	
11/16/2016	0.062	
1/26/2017	0.062	
3/22/2017	0.048	
5/2/2017	0.043	
8/3/2017	0.049	
1/23/2018	0.05	
6/25/2018	0.053	
1/30/2019	0.054	
6/26/2019	0.045	
9/12/2019	0.074	
3/16/2020	0.045	
9/11/2020	0.064	
3/17/2021	0.059	
8/18/2021	0.061	
3/2/2022	0.054	
8/11/2022	0.066	
2/20/2023	0.059	
8/14/2023	0.06	
2/14/2024		0.06

Prediction Limit

Constituent: Barium (mg/L) Analysis Run 8/13/2024 11:05 AM View: Appendix I

Plant Wansley Client: Southern Company Data: Wansley Landfill

	GWC-7	GWC-7
9/7/2011	0.06	
10/30/2011	0.053	
12/5/2011	0.059	
1/25/2012	0.068	
7/18/2012	0.098	
1/7/2013	0.13	
7/9/2013	0.13	
1/14/2014	0.14	
6/24/2014	0.13	
1/20/2015	0.13	
7/27/2015	0.11	
1/26/2016	0.11	
3/29/2016	0.109	
5/24/2016	0.0996	
7/22/2016	0.089	
9/15/2016	0.097	
11/16/2016	0.11	
1/26/2017	0.097	
3/22/2017	0.083	
5/2/2017	0.088	
8/4/2017	0.088	
1/23/2018	0.094	
6/25/2018	0.078	
1/21/2019	0.083	
6/25/2019	0.075	
9/10/2019	0.086	
3/12/2020	0.072	
9/14/2020	0.074	
3/16/2021	0.066	
8/19/2021	0.069	
3/2/2022	0.071	
8/11/2022	0.062	
2/21/2023	0.071	
8/9/2023	0.066	
2/21/2024		0.066

Prediction Limit

Constituent: Barium (mg/L) Analysis Run 8/13/2024 11:05 AM View: Appendix I

Plant Wansley Client: Southern Company Data: Wansley Landfill

	GWC-8	GWC-8
9/7/2011	0.088	
10/30/2011	0.092	
12/5/2011	0.11	
1/19/2012	0.084	
7/18/2012	0.11	
1/7/2013	0.095	
7/9/2013	0.085	
1/14/2014	0.066	
6/24/2014	0.078	
1/20/2015	0.053	
7/27/2015	0.055	
1/26/2016	0.044	
3/29/2016	0.05	
5/24/2016	0.051	
7/26/2016	0.044	
9/19/2016	0.043	
11/16/2016	0.053	
1/26/2017	0.043	
3/23/2017	0.053	
5/3/2017	0.047	
8/7/2017	0.048	
1/24/2018	0.038	
6/21/2018	0.058	
1/22/2019	0.04	
6/25/2019	0.06	
9/10/2019	0.066	
3/12/2020	0.031	
9/14/2020	0.052	
3/16/2021	0.037	
8/20/2021	0.044	
3/2/2022	0.037	
8/11/2022	0.037	
2/15/2023	0.027	
8/9/2023	0.041	
2/21/2024		0.029

Prediction Limit

Constituent: Barium (mg/L) Analysis Run 8/13/2024 11:05 AM View: Appendix I

Plant Wansley Client: Southern Company Data: Wansley Landfill

	GWC-9	GWC-9
9/7/2011	0.13	
10/30/2011	0.02	
12/4/2011	0.11	
1/19/2012	0.15	
7/18/2012	0.11	
1/8/2013	0.14	
7/9/2013	0.13	
1/14/2014	0.099	
6/24/2014	0.2	
1/20/2015	0.12	
7/27/2015	0.17	
1/26/2016	0.088	
3/29/2016	0.11	
5/24/2016	0.17	
7/25/2016	0.17	
9/19/2016	0.18	
11/16/2016	0.18	
1/31/2017	0.1	
3/23/2017	0.12	
5/2/2017	0.11	
8/7/2017	0.17	
1/24/2018	0.14	
6/21/2018	0.16	
1/22/2019	0.11	
6/25/2019	0.18	
9/16/2019	0.18	
3/16/2020	0.079	
9/11/2020	0.15	
3/16/2021	0.099	
8/25/2021	0.14	
3/9/2022	0.094	
8/16/2022	0.16	
2/15/2023	0.076	
8/9/2023	0.15	
2/19/2024		0.072

Prediction Limit

Constituent: Beryllium (mg/L) Analysis Run 8/13/2024 11:05 AM View: Appendix I

Plant Wansley Client: Southern Company Data: Wansley Landfill

	GWA-1	GWA-1
9/16/2011	<0.0025	
10/27/2011	<0.0025	
12/13/2011	<0.0025	
1/31/2012	<0.0025	
7/18/2012	<0.0025	
1/24/2013	<0.0025	
7/17/2013	<0.0025	
1/21/2014	<0.0025	
6/25/2014	<0.0025	
1/14/2015	<0.0025	
7/21/2015	<0.0025	
1/21/2016	7.5E-05 (J)	
3/23/2016	<0.0025	
5/20/2016	<0.0025	
7/21/2016	<0.0025	
9/15/2016	<0.0025	
11/11/2016	<0.0025	
1/19/2017	<0.0025	
3/16/2017	<0.0025	
4/28/2017	<0.0025	
8/3/2017	<0.0025	
1/19/2018	<0.0025	
6/19/2018	<0.0025	
1/17/2019	7.4E-05 (J)	
6/24/2019	0.00029 (J)	
9/9/2019	0.00019 (J)	
3/10/2020	0.00019 (J)	
9/9/2020	<0.0025	
3/15/2021	<0.0025	
8/16/2021	<0.0025	
2/28/2022	<0.0025	
8/9/2022	<0.0025	
2/14/2023	<0.0025	
8/9/2023	<0.0025	
2/13/2024		<0.0025

ND substitution: RL or RL/2 if <15% NDs.

Prediction Limit

Constituent: Beryllium (mg/L) Analysis Run 8/13/2024 11:05 AM View: Appendix I

Plant Wansley Client: Southern Company Data: Wansley Landfill

	GWA-2	GWA-2
9/17/2011	<0.0025	
10/27/2011	<0.0025	
12/14/2011	<0.0025	
2/7/2012	<0.0025	
7/23/2012	<0.0025	
1/23/2013	<0.0025	
7/24/2013	<0.0025	
1/22/2014	<0.0025	
7/1/2014	<0.0025	
1/22/2015	0.00011 (J)	
7/22/2015	<0.0025	
1/20/2016	0.00012 (J)	
3/23/2016	<0.0025	
5/24/2016	<0.0025	
7/26/2016	<0.0025	
9/16/2016	<0.0025	
11/10/2016	<0.0025	
1/19/2017	<0.0025	
3/17/2017	<0.0025	
4/28/2017	<0.0025	
8/2/2017	<0.0025	
1/19/2018	<0.0025	
6/19/2018	<0.0025	
1/17/2019	<0.0025	
6/24/2019	0.00023 (J)	
9/10/2019	<0.0025	
3/10/2020	<0.0025	
9/10/2020	<0.0025	
3/15/2021	<0.0025	
8/18/2021	<0.0025	
3/1/2022	<0.0025	
8/9/2022	<0.0025	
2/14/2023	<0.0025	
8/9/2023	<0.0025	
2/14/2024		<0.0025

ND substitution: RL or RL/2 if <15% NDs.

Prediction Limit

Constituent: Beryllium (mg/L) Analysis Run 8/13/2024 11:05 AM View: Appendix I

Plant Wansley Client: Southern Company Data: Wansley Landfill

	GWA-28	GWA-28
9/16/2011	<0.0025	
10/28/2011	<0.0025	
12/12/2011	<0.0025	
1/25/2012	<0.0025	
7/16/2012	<0.0025	
1/24/2013	<0.0025	
7/23/2013	<0.0025	
1/22/2014	0.00034 (J)	
7/1/2014	0.00039 (J)	
1/21/2015	0.0005 (J)	
7/21/2015	0.00042 (J)	
1/22/2016	0.00044 (J)	
3/22/2016	<0.0025	
5/23/2016	<0.0025	
7/25/2016	0.00037 (J)	
9/15/2016	0.00039 (J)	
11/9/2016	0.00041 (J)	
1/17/2017	0.0004 (J)	
3/16/2017	<0.0025	
4/27/2017	0.00042 (J)	
8/1/2017	0.0004 (J)	
1/19/2018	0.00045 (J)	
6/19/2018	0.00038 (J)	
1/21/2019	0.00041 (J)	
6/25/2019	0.00039 (J)	
9/10/2019	0.00049 (J)	
3/10/2020	0.00051 (J)	
9/9/2020	0.0003 (J)	
3/15/2021	0.00046 (J)	
8/16/2021	0.00041 (J)	
3/1/2022	0.00042 (J)	
8/9/2022	0.00045 (J)	
2/14/2023	0.00044 (J)	
8/9/2023	0.00043 (J)	
2/14/2024		0.00045 (J)

ND substitution: RL or RL/2 if <15% NDs.

Prediction Limit

Constituent: Beryllium (mg/L) Analysis Run 8/13/2024 11:05 AM View: Appendix I

Plant Wansley Client: Southern Company Data: Wansley Landfill

	GWA-29	GWA-29
9/17/2011	<0.0013	
10/28/2011	<0.0013	
12/12/2011	0.0015	
1/31/2012	0.0016	
7/17/2012	0.002	
1/24/2013	0.0025	
7/24/2013	0.0027	
1/22/2014	0.002	
7/8/2014	0.0024 (D)	
1/21/2015	0.0026	
7/22/2015	0.0024	
1/19/2016	0.0024 (D)	
3/22/2016	0.00194 (J)	
5/19/2016	0.00188 (J)	
7/21/2016	0.0021 (J)	
1/17/2017	0.0024 (J)	
4/27/2017	0.0019 (J)	
7/18/2017	0.0018 (J)	
8/1/2017	0.0019 (J)	
1/19/2018	0.0018 (J)	
6/19/2018	0.0021 (J)	
1/18/2019	0.0021 (J)	
6/25/2019	0.0023	
9/10/2019	0.0023	
3/10/2020	0.002 (J)	
9/9/2020	0.0017 (J)	
3/15/2021	0.002 (J)	
8/18/2021	0.0021 (J)	
3/2/2022	0.002 (J)	
8/9/2022	0.0021 (J)	
2/13/2023	0.002 (J)	
8/8/2023	0.0017 (J)	
2/14/2024		0.0018 (J)

ND substitution: RL or RL/2 if <15% NDs.

Prediction Limit

Constituent: Beryllium (mg/L) Analysis Run 8/13/2024 11:05 AM View: Appendix I

Plant Wansley Client: Southern Company Data: Wansley Landfill

	GWA-3
8/31/2011	<0.0025
6/25/2014	<0.0025
7/21/2015	<0.0025
3/31/2016	<0.0025
5/25/2016	<0.0025
7/27/2016	<0.0025
8/1/2017	<0.0025
10/3/2017	<0.0025
6/20/2018	<0.0025
1/18/2019	<0.0025
6/25/2019	<0.0025
9/11/2019	0.0003 (J)
3/10/2020	<0.0025
9/9/2020	<0.0025
3/15/2021	<0.0025
8/18/2021	<0.0025
3/1/2022	<0.0025
8/9/2022	<0.0025
2/14/2023	<0.0025
8/8/2023	<0.0025

ND substitution: RL or RL/2 if <15% NDs.

Prediction Limit

Constituent: Beryllium (mg/L) Analysis Run 8/13/2024 11:05 AM View: Appendix I

Plant Wansley Client: Southern Company Data: Wansley Landfill

	GWC-11	GWC-11
9/13/2011	<0.0025	
10/28/2011	<0.0025	
12/4/2011	<0.0025	
2/9/2012	<0.0025	
7/18/2012	<0.0025	
1/8/2013	<0.0025	
7/9/2013	<0.0025	
1/15/2014	<0.0025	
6/25/2014	8.3E-05 (J)	
1/21/2015	<0.0025	
7/28/2015	<0.0025	
1/26/2016	<0.0025	
3/29/2016	<0.0025	
5/25/2016	<0.0025	
7/25/2016	<0.0025	
9/19/2016	<0.0025	
11/16/2016	<0.0025	
1/31/2017	<0.0025	
3/23/2017	<0.0025	
5/2/2017	<0.0025	
8/7/2017	<0.0025	
1/24/2018	<0.0025	
6/20/2018	<0.0025	
1/24/2019	0.00015 (J)	
6/26/2019	<0.0025	
9/16/2019	<0.0025	
3/16/2020	0.00039 (J)	
9/10/2020	<0.0025	
3/17/2021	<0.0025	
8/23/2021	<0.0025	
3/7/2022	<0.0025	
8/15/2022	<0.0025	
2/21/2023	<0.0025	
8/14/2023	<0.0025	
2/14/2024		<0.0025

ND substitution: RL or RL/2 if <15% NDs.

Prediction Limit

Constituent: Beryllium (mg/L) Analysis Run 8/13/2024 11:05 AM View: Appendix I

Plant Wansley Client: Southern Company Data: Wansley Landfill

	GWC-12	GWC-12
9/13/2011	<0.0025	
10/28/2011	<0.0025	
12/4/2011	<0.0025	
1/24/2012	<0.0025	
7/11/2012	<0.0025	
1/8/2013	<0.0025	
7/10/2013	<0.0025	
1/21/2014	<0.0025	
7/1/2014	<0.0025	
1/21/2015	<0.0025	
7/28/2015	<0.0025	
1/26/2016	<0.0025	
3/29/2016	<0.0025	
5/25/2016	<0.0025	
7/22/2016	<0.0025	
9/15/2016	<0.0025	
11/16/2016	<0.0025	
1/31/2017	<0.0025	
3/23/2017	<0.0025	
5/3/2017	<0.0025	
8/7/2017	<0.0025	
1/24/2018	<0.0025	
6/26/2018	<0.0025	
1/25/2019	<0.0025	
6/26/2019	<0.0025	
9/11/2019	0.00024 (J)	
3/18/2020	0.00029 (J)	
9/10/2020	<0.0025	
3/16/2021	<0.0025	
8/19/2021	<0.0025	
3/7/2022	<0.0025	
8/16/2022	<0.0025	
2/15/2023	<0.0025	
8/14/2023	<0.0025	
2/20/2024		<0.0025

ND substitution: RL or RL/2 if <15% NDs.

Prediction Limit

Constituent: Beryllium (mg/L) Analysis Run 8/13/2024 11:05 AM View: Appendix I

Plant Wansley Client: Southern Company Data: Wansley Landfill

	GWC-14	GWC-14
9/13/2011	<0.0025	
10/27/2011	<0.0025	
12/3/2011	<0.0025	
1/24/2012	<0.0025	
7/11/2012	<0.0025	
1/8/2013	<0.0025	
7/10/2013	<0.0025	
1/21/2014	0.00012 (J)	
7/1/2014	<0.0025	
1/14/2015	0.00015 (J)	
7/22/2015	0.00023 (J)	
1/27/2016	0.00011 (J)	
3/30/2016	<0.0025	
5/25/2016	<0.0025	
7/26/2016	<0.0025	
9/15/2016	0.00044 (J)	
11/17/2016	0.00055 (J)	
2/1/2017	<0.0025	
3/23/2017	<0.0025	
5/3/2017	<0.0025	
8/7/2017	0.00059 (J)	
1/25/2018	<0.0025	
6/20/2018	0.00064 (J)	
1/22/2019	0.0004 (J)	
6/25/2019	0.00041 (J)	
9/12/2019	0.00092 (J)	
3/17/2020	0.00059 (J)	
9/10/2020	0.00064 (J)	
3/17/2021	0.00074 (J)	
8/23/2021	0.00026 (J)	
3/7/2022	0.00051 (J)	
8/16/2022	0.0006 (J)	
2/17/2023	0.0003 (J)	
8/14/2023	<0.0025	
2/19/2024		0.00034 (J)

ND substitution: RL or RL/2 if <15% NDs.

Prediction Limit

Constituent: Beryllium (mg/L) Analysis Run 8/13/2024 11:05 AM View: Appendix I

Plant Wansley Client: Southern Company Data: Wansley Landfill

	GWC-15	GWC-15
9/16/2011	<0.0025	
10/27/2011	<0.0025	
12/3/2011	<0.0025	
2/9/2012	<0.0025	
7/11/2012	<0.0025	
1/8/2013	<0.0025	
7/2/2013	<0.0025	
1/21/2014	<0.0025	
6/24/2014	<0.0025	
1/14/2015	<0.0025	
7/22/2015	<0.0025	
1/27/2016	<0.0025	
3/30/2016	<0.0025	
5/25/2016	<0.0025	
7/26/2016	<0.0025	
9/20/2016	<0.0025	
11/17/2016	<0.0025	
2/1/2017	<0.0025	
3/23/2017	<0.0025	
5/3/2017	<0.0025	
8/4/2017	<0.0025	
1/25/2018	<0.0025	
6/20/2018	<0.0025	
1/22/2019	<0.0025	
6/25/2019	<0.0025	
9/17/2019	<0.0025	
3/16/2020	<0.0025	
9/10/2020	0.00022 (J)	
3/18/2021	<0.0025	
8/24/2021	<0.0025	
3/7/2022	<0.0025	
8/16/2022	<0.0025	
2/21/2023	<0.0025	
8/14/2023	<0.0025	
2/21/2024		<0.0025

ND substitution: RL or RL/2 if <15% NDs.

Prediction Limit

Constituent: Beryllium (mg/L) Analysis Run 8/13/2024 11:05 AM View: Appendix I

Plant Wansley Client: Southern Company Data: Wansley Landfill

	GWC-16	GWC-16
8/30/2011	<0.0025	
10/26/2011	<0.0025	
12/3/2011	<0.0025	
1/25/2012	<0.0025	
7/11/2012	<0.0025	
1/8/2013	<0.0025	
7/2/2013	<0.0025	
1/14/2014	<0.0025	
6/25/2014	<0.0025	
1/13/2015	<0.0025	
7/22/2015	<0.0025	
1/27/2016	<0.0025	
3/30/2016	<0.0025	
5/25/2016	<0.0025	
7/27/2016	<0.0025	
9/16/2016	<0.0025	
11/17/2016	<0.0025	
2/1/2017	<0.0025	
3/24/2017	<0.0025	
5/3/2017	<0.0025	
8/7/2017	<0.0025	
1/25/2018	<0.0025	
6/20/2018	<0.0025	
1/25/2019	7.2E-05 (J)	
6/25/2019	<0.0025	
9/11/2019	0.00024 (J)	
3/17/2020	<0.0025	
9/11/2020	<0.0025	
3/17/2021	<0.0025	
8/20/2021	<0.0025	
3/8/2022	<0.0025	
8/16/2022	<0.0025	
2/20/2023	<0.0025	
8/14/2023	<0.0025	
2/21/2024		<0.0025

ND substitution: RL or RL/2 if <15% NDs.

Prediction Limit

Constituent: Beryllium (mg/L) Analysis Run 8/13/2024 11:05 AM View: Appendix I

Plant Wansley Client: Southern Company Data: Wansley Landfill

	GWC-17	GWC-17
8/30/2011	<0.0025	
10/26/2011	<0.0025	
12/3/2011	<0.0025	
1/25/2012	<0.0025	
7/11/2012	<0.0025	
1/8/2013	<0.0025	
7/16/2013	<0.0025	
1/14/2014	<0.0025	
6/25/2014	<0.0025	
1/14/2015	<0.0025	
7/28/2015	<0.0025	
1/27/2016	<0.0025	
3/30/2016	<0.0025	
5/25/2016	<0.0025	
7/27/2016	<0.0025	
9/19/2016	<0.0025	
11/17/2016	<0.0025	
2/1/2017	<0.0025	
3/24/2017	<0.0025	
5/3/2017	<0.0025	
8/7/2017	<0.0025	
1/25/2018	<0.0025	
6/26/2018	<0.0025	
1/24/2019	<0.0025	
6/25/2019	<0.0025	
9/11/2019	0.00018 (J)	
3/17/2020	<0.0025	
9/14/2020	<0.0025	
3/16/2021	<0.0025	
8/20/2021	<0.0025	
3/8/2022	<0.0025	
8/11/2022	<0.0025	
2/20/2023	<0.0025	
8/10/2023	<0.0025	
2/20/2024		<0.0025

ND substitution: RL or RL/2 if <15% NDs.

Prediction Limit

Constituent: Beryllium (mg/L) Analysis Run 8/13/2024 11:05 AM View: Appendix I

Plant Wansley Client: Southern Company Data: Wansley Landfill

	GWC-18	GWC-18
8/30/2011	<0.0025	
10/26/2011	<0.0025	
12/3/2011	<0.0025	
2/9/2012	<0.0025	
7/11/2012	<0.0025	
1/8/2013	<0.0025	
7/16/2013	<0.0025	
1/14/2014	<0.0025	
6/24/2014	<0.0025	
1/13/2015	<0.0025	
7/23/2015	<0.0025	
1/27/2016	<0.0025	
3/30/2016	<0.0025	
5/26/2016	<0.0025	
7/25/2016	<0.0025	
9/19/2016	<0.0025	
11/17/2016	<0.0025	
2/1/2017	<0.0025	
3/24/2017	<0.0025	
5/3/2017	<0.0025	
8/7/2017	<0.0025	
1/25/2018	<0.0025	
6/21/2018	<0.0025	
1/28/2019	<0.0025	
6/27/2019	<0.0025	
9/11/2019	0.00019 (J)	
3/17/2020	<0.0025	
9/14/2020	<0.0025	
3/16/2021	<0.0025	
8/24/2021	<0.0025	
3/8/2022	<0.0025	
8/11/2022	<0.0025	
2/20/2023	<0.0025	
8/9/2023	<0.0025	
2/21/2024		<0.0025

ND substitution: RL or RL/2 if <15% NDs.

Prediction Limit

Constituent: Beryllium (mg/L) Analysis Run 8/13/2024 11:05 AM View: Appendix I

Plant Wansley Client: Southern Company Data: Wansley Landfill

	GWC-19	GWC-19
8/30/2011	<0.0025	
10/26/2011	<0.0025	
12/3/2011	<0.0025	
2/8/2012	<0.0025	
7/11/2012	<0.0025	
1/8/2013	<0.0025	
7/16/2013	<0.0025	
1/21/2014	<0.0025	
6/24/2014	<0.0025	
1/13/2015	<0.0025	
7/23/2015	<0.0025	
1/27/2016	<0.0025	
3/30/2016	<0.0025	
5/26/2016	<0.0025	
7/25/2016	<0.0025	
9/19/2016	<0.0025	
11/17/2016	<0.0025	
2/2/2017	<0.0025	
3/24/2017	<0.0025	
5/3/2017	<0.0025	
8/7/2017	<0.0025	
1/25/2018	<0.0025	
6/21/2018	<0.0025	
1/28/2019	0.00011 (J)	
6/26/2019	<0.0025	
9/12/2019	<0.0025	
3/18/2020	<0.0025	
9/15/2020	<0.0025	
3/17/2021	0.00046 (J)	
8/24/2021	<0.0025	
3/8/2022	<0.0025	
8/11/2022	<0.0025	
2/21/2023	0.0002 (J)	
8/9/2023	<0.0025	
2/21/2024		0.0002 (J)

ND substitution: RL or RL/2 if <15% NDs.

Prediction Limit

Constituent: Beryllium (mg/L) Analysis Run 8/13/2024 11:05 AM View: Appendix I

Plant Wansley Client: Southern Company Data: Wansley Landfill

	GWC-20	GWC-20
8/31/2011	<0.0025	
10/27/2011	<0.0025	
12/4/2011	<0.0025	
2/8/2012	<0.0025	
7/11/2012	<0.0025	
1/8/2013	<0.0025	
7/16/2013	<0.0025	
1/21/2014	<0.0025	
6/24/2014	<0.0025	
1/13/2015	<0.0025	
7/23/2015	<0.0025	
1/27/2016	<0.0025	
3/30/2016	<0.0025	
5/26/2016	<0.0025	
7/25/2016	<0.0025	
9/20/2016	<0.0025	
11/17/2016	<0.0025	
2/2/2017	<0.0025	
3/28/2017	<0.0025	
5/4/2017	<0.0025	
8/7/2017	<0.0025	
1/26/2018	<0.0025	
6/21/2018	<0.0025	
1/28/2019	<0.0025	
6/25/2019	<0.0025	
9/11/2019	<0.0025	
3/18/2020	<0.0025	
9/15/2020	<0.0025	
3/16/2021	0.00041 (J)	
8/24/2021	<0.0025	
3/7/2022	<0.0025	
8/16/2022	<0.0025	
2/22/2023	<0.0025	
8/9/2023	<0.0025	
2/20/2024		<0.0025

ND substitution: RL or RL/2 if <15% NDs.

Prediction Limit

Constituent: Beryllium (mg/L) Analysis Run 8/13/2024 11:05 AM View: Appendix I

Plant Wansley Client: Southern Company Data: Wansley Landfill

	GWC-21	GWC-21
8/31/2011	<0.0025	
10/27/2011	<0.0025	
12/4/2011	<0.0025	
2/8/2012	<0.0025	
7/17/2012	<0.0025	
1/9/2013	<0.0025	
7/16/2013	<0.0025	
1/21/2014	<0.0025	
6/24/2014	<0.0025	
1/13/2015	<0.0025	
7/23/2015	<0.0025	
1/26/2016	<0.0025	
3/30/2016	<0.0025	
5/26/2016	<0.0025	
7/26/2016	<0.0025	
9/20/2016	<0.0025	
11/17/2016	<0.0025	
2/2/2017	<0.0025	
3/28/2017	<0.0025	
5/4/2017	<0.0025	
8/7/2017	<0.0025	
1/26/2018	<0.0025	
6/20/2018	<0.0025	
1/24/2019	7.9E-05 (J)	
6/25/2019	<0.0025	
9/11/2019	0.0002 (J)	
3/18/2020	<0.0025	
9/15/2020	<0.0025	
3/16/2021	<0.0025	
8/19/2021	<0.0025	
3/7/2022	<0.0025	
8/16/2022	<0.0025	
2/21/2023	<0.0025	
8/9/2023	<0.0025	
2/19/2024		<0.0025

ND substitution: RL or RL/2 if <15% NDs.

Prediction Limit

Constituent: Beryllium (mg/L) Analysis Run 8/13/2024 11:05 AM View: Appendix I

Plant Wansley Client: Southern Company Data: Wansley Landfill

	GWC-22	GWC-22
9/15/2011	<0.0025	
10/29/2011	<0.0025	
12/13/2011	<0.0025	
1/25/2012	<0.0025	
7/18/2012	<0.0025	
1/22/2013	<0.0025	
7/16/2013	<0.0025	
1/21/2014	<0.0025	
6/25/2014	<0.0025	
1/14/2015	<0.0025	
7/23/2015	<0.0025	
1/26/2016	<0.0025	
3/31/2016	<0.0025	
5/26/2016	<0.0025	
7/26/2016	<0.0025	
9/20/2016	<0.0025	
11/17/2016	<0.0025	
2/3/2017	<0.0025	
3/28/2017	<0.0025	
5/3/2017	<0.0025	
8/8/2017	<0.0025	
1/25/2018	<0.0025	
6/20/2018	<0.0025	
1/24/2019	<0.0025	
6/25/2019	0.00017 (J)	
9/10/2019	<0.0025	
3/18/2020	0.00038 (J)	
9/10/2020	<0.0025	
3/15/2021	0.0002 (J)	
8/19/2021	<0.0025	
3/8/2022	<0.0025	
8/17/2022	<0.0025	
2/14/2023	<0.0025	
8/14/2023	<0.0025	
2/14/2024		<0.0025

ND substitution: RL or RL/2 if <15% NDs.

Prediction Limit

Constituent: Beryllium (mg/L) Analysis Run 8/13/2024 11:05 AM View: Appendix I

Plant Wansley Client: Southern Company Data: Wansley Landfill

	GWC-23	GWC-23
9/16/2011	<0.0025	
10/29/2011	<0.0025	
12/13/2011	<0.0025	
1/31/2012	<0.0025	
7/18/2012	<0.0025	
1/22/2013	<0.0025	
7/23/2013	<0.0025	
1/22/2014	<0.0025	
7/1/2014	<0.0025	
1/22/2015	<0.0025	
7/29/2015	8E-05 (J)	
1/21/2016	<0.0025	
3/29/2016	<0.0025	
5/25/2016	<0.0025	
7/27/2016	<0.0025	
9/20/2016	<0.0025	
11/18/2016	<0.0025	
2/3/2017	<0.0025	
3/28/2017	<0.0025	
5/4/2017	<0.0025	
8/8/2017	<0.0025	
1/25/2018	<0.0025	
6/20/2018	<0.0025	
1/25/2019	<0.0025	
6/26/2019	<0.0025	
9/12/2019	<0.0025	
3/18/2020	<0.0025	
9/10/2020	<0.0025	
3/18/2021	0.00052 (J)	
8/23/2021	<0.0025	
3/9/2022	<0.0025	
8/16/2022	<0.0025	
2/21/2023	<0.0025	
8/15/2023	<0.0025	
2/19/2024		<0.0025

ND substitution: RL or RL/2 if <15% NDs.

Prediction Limit

Constituent: Beryllium (mg/L) Analysis Run 8/13/2024 11:05 AM View: Appendix I

Plant Wansley Client: Southern Company Data: Wansley Landfill

	GWC-24	GWC-24
7/8/2014	8.3E-05 (J)	
7/31/2015	0.00012 (J)	
1/20/2016	9.3E-05 (J)	
3/30/2016	<0.0025	
5/25/2016	<0.0025	
7/27/2016	<0.0025	
9/16/2016	<0.0025	
11/18/2016	<0.0025	
2/3/2017	<0.0025	
3/29/2017	<0.0025	
5/4/2017	<0.0025	
8/8/2017	<0.0025	
1/25/2018	<0.0025	
6/27/2018	<0.0025	
1/31/2019	<0.0025	
6/26/2019	0.00017 (J)	
9/11/2019	<0.0025	
3/12/2020	0.0002 (J)	
9/15/2020	<0.0025	
3/18/2021	0.00024 (J)	
8/19/2021	<0.0025	
3/10/2022	<0.0025	
8/18/2022	<0.0025	
2/16/2023	<0.0025	
8/16/2023	<0.0025	
2/22/2024		<0.0025

ND substitution: RL or RL/2 if <15% NDs.

Prediction Limit

Constituent: Beryllium (mg/L) Analysis Run 8/13/2024 11:05 AM View: Appendix I

Plant Wansley Client: Southern Company Data: Wansley Landfill

	GWC-25	GWC-25
9/17/2011	<0.0025	
10/31/2011	<0.0025	
12/14/2011	<0.0025	
2/7/2012	<0.0025	
7/17/2012	<0.0025	
7/24/2013	<0.0025	
1/23/2014	<0.0025	
7/8/2014	<0.0025	
1/21/2015	<0.0025	
7/30/2015	<0.0025	
1/21/2016	<0.0025	
3/28/2016	<0.0025	
5/25/2016	<0.0025	
7/27/2016	<0.0025	
9/19/2016	<0.0025	
11/15/2016	<0.0025	
1/24/2017	<0.0025	
3/23/2017	<0.0025	
5/2/2017	<0.0025	
8/3/2017	<0.0025	
1/25/2018	<0.0025	
6/27/2018	<0.0025	
1/24/2019	6.7E-05 (J)	
6/25/2019	<0.0025	
9/11/2019	0.00019 (J)	
3/12/2020	<0.0025	
9/14/2020	<0.0025	
3/17/2021	<0.0025	
8/19/2021	<0.0025	
3/8/2022	<0.0025	
8/10/2022	<0.0025	
2/21/2023	<0.0025	
8/15/2023	<0.0025	
2/21/2024		<0.0025

ND substitution: RL or RL/2 if <15% NDs.

Prediction Limit

Constituent: Beryllium (mg/L) Analysis Run 8/13/2024 11:05 AM View: Appendix I

Plant Wansley Client: Southern Company Data: Wansley Landfill

	GWC-26	GWC-26
9/17/2011	<0.0025	
10/29/2011	<0.0025	
12/14/2011	<0.0025	
2/7/2012	<0.0025	
7/17/2012	<0.0025	
1/24/2013	<0.0025	
7/24/2013	<0.0025	
1/23/2014	<0.0025	
7/8/2014	<0.0025	
1/21/2015	<0.0025	
7/31/2015	<0.0025	
1/25/2016	<0.0025	
3/24/2016	<0.0025	
5/25/2016	<0.0025	
7/26/2016	<0.0025	
9/19/2016	<0.0025	
11/14/2016	<0.0025	
1/19/2017	<0.0025	
3/16/2017	<0.0025	
5/1/2017	<0.0025	
8/3/2017	<0.0025	
1/22/2018	<0.0025	
6/27/2018	<0.0025	
1/24/2019	8.1E-05 (J)	
6/25/2019	<0.0025	
9/12/2019	<0.0025	
3/13/2020	0.00019 (J)	
9/15/2020	<0.0025	
3/17/2021	<0.0025	
8/19/2021	<0.0025	
3/9/2022	<0.0025	
8/10/2022	<0.0025	
2/21/2023	<0.0025	
8/16/2023	<0.0025	
2/20/2024		<0.0025

ND substitution: RL or RL/2 if <15% NDs.

Prediction Limit

Constituent: Beryllium (mg/L) Analysis Run 8/13/2024 11:05 AM View: Appendix I

Plant Wansley Client: Southern Company Data: Wansley Landfill

	GWC-27	GWC-27
9/17/2011	0.0066	
10/29/2011	0.0055	
12/14/2011	0.0058	
1/25/2012	0.006	
7/17/2012	<0.003	
1/24/2013	<0.003	
7/24/2013	0.0027	
1/23/2014	0.0047	
7/8/2014	0.005	
1/21/2015	0.0053	
7/30/2015	0.0013	
1/22/2016	0.00038 (J)	
3/23/2016	0.00229 (J)	
5/24/2016	<0.003	
7/26/2016	0.0015 (J)	
9/19/2016	0.0013 (J)	
11/11/2016	0.0057	
1/20/2017	0.003	
3/16/2017	0.0018 (J)	
4/28/2017	0.00075 (J)	
8/3/2017	0.005	
1/19/2018	0.0057	
6/27/2018	0.005	
1/24/2019	0.00039 (J)	
6/26/2019	0.0056	
9/12/2019	0.0012	
3/12/2020	0.00038 (J)	
9/9/2020	0.0034	
3/18/2021	0.0043	
8/23/2021	0.0015 (J)	
3/8/2022	0.0048	
8/10/2022	0.0056	
2/20/2023	0.0016 (J)	
8/15/2023	0.0039	
2/20/2024		0.0038

ND substitution: RL or RL/2 if <15% NDs.

Prediction Limit

Constituent: Beryllium (mg/L) Analysis Run 8/13/2024 11:05 AM View: Appendix I

Plant Wansley Client: Southern Company Data: Wansley Landfill

	GWC-30	GWC-30
9/15/2011	<0.0025	
10/28/2011	<0.0025	
12/13/2011	<0.0025	
2/8/2012	<0.0025	
7/18/2012	<0.0025	
1/24/2013	<0.0025	
7/24/2013	<0.0025	
1/23/2014	<0.0025	
7/1/2014	<0.0025	
1/20/2015	<0.0025	
7/30/2015	<0.0025	
1/19/2016	9E-05 (J)	
3/23/2016	<0.0025	
5/20/2016	<0.0025	
7/21/2016	<0.0025	
9/20/2016	<0.0025	
11/14/2016	<0.0025	
1/24/2017	<0.0025	
3/17/2017	<0.0025	
5/1/2017	<0.0025	
8/4/2017	<0.0025	
1/24/2018	<0.0025	
6/21/2018	<0.0025	
1/30/2019	<0.0025	
6/27/2019	<0.0025	
9/10/2019	<0.0025	
3/11/2020	<0.0025	
9/10/2020	<0.0025	
3/18/2021	<0.0025	
8/23/2021	<0.0025	
3/2/2022	<0.0025	
8/10/2022	<0.0025	
2/14/2023	<0.0025	
8/16/2023	<0.0025	
2/21/2024		<0.0025

ND substitution: RL or RL/2 if <15% NDs.

Prediction Limit

Constituent: Beryllium (mg/L) Analysis Run 8/13/2024 11:05 AM View: Appendix I

Plant Wansley Client: Southern Company Data: Wansley Landfill

	GWC-31	GWC-31
9/17/2011	<0.003	
10/31/2011	<0.003	
2/7/2012	<0.003	
1/23/2013	<0.003	
1/23/2014	0.00099 (J)	
7/1/2014	0.0011 (J)	
1/21/2015	0.00082 (J)	
1/25/2016	0.00061 (J)	
3/30/2016	<0.003	
5/25/2016	<0.003	
7/27/2016	0.00076 (J)	
1/25/2017	0.00064 (J)	
3/23/2017	0.00067 (J)	
5/2/2017	0.00077 (J)	
7/19/2017	0.00083 (J)	
8/4/2017	0.0011 (J)	
1/23/2018	0.001 (J)	
6/27/2018	0.00071 (J)	
1/31/2019	0.00057 (J)	
6/26/2019	0.00084 (J)	
9/11/2019	0.00092 (J)	
3/17/2020	0.0004 (J)	
9/11/2020	0.00068 (J)	
3/16/2021	0.0006 (J)	
8/25/2021	0.00072 (J)	
3/10/2022	0.00074 (J)	
8/16/2022	0.00041 (J)	
2/22/2023	0.00091 (J)	
8/16/2023	0.00083 (J)	
2/21/2024		0.00029 (J)

ND substitution: RL or RL/2 if <15% NDs.

Prediction Limit

Constituent: Beryllium (mg/L) Analysis Run 8/13/2024 11:05 AM View: Appendix I

Plant Wansley Client: Southern Company Data: Wansley Landfill

	GWC-32	GWC-32
9/15/2011	<0.0013	
10/31/2011	<0.0013	
12/13/2011	<0.0013	
2/1/2012	<0.0013	
7/17/2012	<0.0013	
1/23/2013	<0.0013	
7/24/2013	<0.0013	
1/23/2014	0.00068 (J)	
7/1/2014	0.00062 (J)	
1/20/2015	0.00066 (J)	
7/30/2015	0.001 (J)	
1/25/2016	0.00066 (J)	
3/23/2016	0.000735 (J)	
5/24/2016	0.00134 (J)	
7/22/2016	0.0012 (J)	
9/16/2016	0.0015 (J)	
11/15/2016	0.0015 (J)	
1/26/2017	0.001 (J)	
3/24/2017	0.0016 (J)	
5/2/2017	0.0012 (J)	
8/3/2017	0.0018 (J)	
1/23/2018	0.0018 (J)	
6/26/2018	0.0015 (J)	
1/30/2019	0.0016 (J)	
6/27/2019	0.0017	
9/12/2019	0.0019	
1/14/2020	0.0015	
3/18/2020	0.0014 (J)	
9/15/2020	0.0018 (J)	
3/17/2021	0.0013 (J)	
8/24/2021	0.0011 (J)	
3/9/2022	0.001 (J)	
8/10/2022	0.0016 (J)	
2/15/2023	0.0013 (J)	
8/15/2023	0.001 (J)	
2/20/2024		0.0015 (J)

ND substitution: RL or RL/2 if <15% NDs.

Prediction Limit

Constituent: Beryllium (mg/L) Analysis Run 8/13/2024 11:05 AM View: Appendix I

Plant Wansley Client: Southern Company Data: Wansley Landfill

	GWC-33	GWC-33
9/16/2011	<0.0025	
10/30/2011	<0.0025	
12/13/2011	<0.0025	
2/1/2012	<0.0025	
7/17/2012	<0.0025	
1/23/2013	<0.0025	
7/17/2013	<0.0025	
1/23/2014	0.00054 (J)	
1/20/2015	0.00091 (J)	
7/29/2015	0.0011 (J)	
1/25/2016	0.00075 (J)	
3/23/2016	0.000892 (J)	
5/24/2016	0.00065 (J)	
7/22/2016	0.0011 (J)	
9/16/2016	0.001 (J)	
11/17/2016	0.00046 (J)	
1/25/2017	<0.0025	
3/23/2017	0.00077 (J)	
5/1/2017	0.00062 (J)	
8/4/2017	0.00051 (J)	
1/23/2018	0.00034 (J)	
6/26/2018	<0.0025	
1/30/2019	0.00036 (J)	
6/26/2019	0.00027 (J)	
9/12/2019	0.00044 (J)	
3/12/2020	0.00049 (J)	
9/16/2020	0.00027 (J)	
3/18/2021	0.0002 (J)	
8/24/2021	<0.0025	
3/9/2022	<0.0025	
8/15/2022	0.00044 (J)	
2/20/2023	0.00044 (J)	
8/15/2023	0.0004 (J)	
2/20/2024		0.00029 (J)

ND substitution: RL or RL/2 if <15% NDs.

Prediction Limit

Constituent: Beryllium (mg/L) Analysis Run 8/13/2024 11:05 AM View: Appendix I

Plant Wansley Client: Southern Company Data: Wansley Landfill

	GWC-34	GWC-34
9/16/2011	<0.0025	
10/31/2011	<0.0025	
12/12/2011	<0.0025	
2/1/2012	<0.0025	
7/16/2012	<0.0025	
1/22/2013	<0.0025	
7/17/2013	<0.0025	
1/23/2014	<0.0025	
6/25/2014	<0.0025	
1/14/2015	<0.0025	
7/29/2015	0.00011 (J)	
1/21/2016	0.00012 (J)	
3/24/2016	<0.0025	
5/23/2016	<0.0025	
7/21/2016	<0.0025	
9/15/2016	<0.0025	
11/15/2016	<0.0025	
1/25/2017	<0.0025	
3/22/2017	<0.0025	
5/1/2017	<0.0025	
8/3/2017	<0.0025	
1/23/2018	<0.0025	
6/20/2018	<0.0025	
1/28/2019	6.1E-05 (J)	
6/26/2019	0.00032 (J)	
9/11/2019	<0.0025	
3/11/2020	<0.0025	
9/11/2020	<0.0025	
3/16/2021	<0.0025	
8/24/2021	<0.0025	
3/2/2022	<0.0025	
8/10/2022	<0.0025	
2/20/2023	<0.0025	
8/16/2023	<0.0025	
2/22/2024		<0.0025

ND substitution: RL or RL/2 if <15% NDs.

Prediction Limit

Constituent: Beryllium (mg/L) Analysis Run 8/13/2024 11:05 AM View: Appendix I

Plant Wansley Client: Southern Company Data: Wansley Landfill

	GWC-35	GWC-35
9/16/2011	<0.0025	
10/31/2011	<0.0025	
12/12/2011	<0.0025	
2/1/2012	<0.0025	
7/16/2012	<0.0025	
1/22/2013	<0.0025	
7/2/2013	<0.0025	
1/21/2014	<0.0025	
6/25/2014	<0.0025	
1/14/2015	<0.0025	
7/28/2015	8.5E-05 (J)	
1/21/2016	8.5E-05 (J)	
3/24/2016	<0.0025	
5/23/2016	<0.0025	
7/21/2016	<0.0025	
9/15/2016	<0.0025	
11/15/2016	<0.0025	
1/26/2017	<0.0025	
3/22/2017	<0.0025	
5/2/2017	<0.0025	
8/3/2017	<0.0025	
1/23/2018	<0.0025	
6/19/2018	<0.0025	
1/21/2019	<0.0025	
6/26/2019	0.00022 (J)	
9/12/2019	<0.0025	
3/11/2020	<0.0025	
9/11/2020	0.00024 (J)	
3/16/2021	<0.0025	
8/18/2021	<0.0025	
3/2/2022	<0.0025	
8/15/2022	<0.0025	
2/20/2023	<0.0025	
8/16/2023	<0.0025	
2/22/2024		<0.0025

ND substitution: RL or RL/2 if <15% NDs.

Prediction Limit

Constituent: Beryllium (mg/L) Analysis Run 8/13/2024 11:05 AM View: Appendix I

Plant Wansley Client: Southern Company Data: Wansley Landfill

	GWC-6	GWC-6
8/31/2011	<0.0025	
10/30/2011	<0.0025	
12/5/2011	<0.0025	
1/25/2012	<0.0025	
7/24/2012	<0.0025	
1/8/2013	<0.0025	
7/9/2013	<0.0025	
1/15/2014	<0.0025	
6/25/2014	<0.0025	
1/20/2015	<0.0025	
7/24/2015	<0.0025	
1/20/2016	7.8E-05 (J)	
3/28/2016	<0.0025	
5/24/2016	<0.0025	
7/21/2016	<0.0025	
9/15/2016	<0.0025	
11/16/2016	<0.0025	
1/26/2017	<0.0025	
3/22/2017	<0.0025	
5/2/2017	<0.0025	
8/3/2017	<0.0025	
1/23/2018	<0.0025	
6/25/2018	<0.0025	
1/30/2019	<0.0025	
6/26/2019	<0.0025	
9/12/2019	<0.0025	
3/16/2020	<0.0025	
9/11/2020	<0.0025	
3/17/2021	<0.0025	
8/18/2021	<0.0025	
3/2/2022	<0.0025	
8/11/2022	<0.0025	
2/20/2023	<0.0025	
8/14/2023	<0.0025	
2/14/2024		<0.0025

ND substitution: RL or RL/2 if <15% NDs.

Prediction Limit

Constituent: Beryllium (mg/L) Analysis Run 8/13/2024 11:05 AM View: Appendix I

Plant Wansley Client: Southern Company Data: Wansley Landfill

	GWC-8	GWC-8
9/7/2011	<0.0025	
10/30/2011	<0.0025	
12/5/2011	<0.0025	
1/19/2012	<0.0025	
7/18/2012	<0.0025	
1/7/2013	<0.0025	
7/9/2013	<0.0025	
1/14/2014	<0.0025	
6/24/2014	<0.0025	
1/20/2015	<0.0025	
7/27/2015	<0.0025	
1/26/2016	<0.0025	
3/29/2016	<0.0025	
5/24/2016	<0.0025	
7/26/2016	<0.0025	
9/19/2016	<0.0025	
11/16/2016	<0.0025	
1/26/2017	<0.0025	
3/23/2017	<0.0025	
5/3/2017	<0.0025	
8/7/2017	<0.0025	
1/24/2018	<0.0025	
6/21/2018	<0.0025	
1/22/2019	5.8E-05 (J)	
6/25/2019	<0.0025	
9/10/2019	<0.0025	
3/12/2020	0.00061 (J)	
9/14/2020	<0.0025	
3/16/2021	<0.0025	
8/20/2021	<0.0025	
3/2/2022	<0.0025	
8/11/2022	<0.0025	
2/15/2023	<0.0025	
8/9/2023	<0.0025	
2/21/2024		<0.0025

ND substitution: RL or RL/2 if <15% NDs.

Prediction Limit

Constituent: Beryllium (mg/L) Analysis Run 8/13/2024 11:05 AM View: Appendix I

Plant Wansley Client: Southern Company Data: Wansley Landfill

	GWC-9	GWC-9
9/7/2011	<0.0025	
10/30/2011	<0.0025	
12/4/2011	<0.0025	
1/19/2012	<0.0025	
7/18/2012	<0.0025	
1/8/2013	<0.0025	
7/9/2013	<0.0025	
1/14/2014	0.00012 (J)	
6/24/2014	0.00014 (J)	
1/20/2015	0.00014 (J)	
7/27/2015	0.00012 (J)	
1/26/2016	<0.0025	
3/29/2016	<0.0025	
5/24/2016	<0.0025	
7/25/2016	<0.0025	
9/19/2016	<0.0025	
11/16/2016	<0.0025	
1/31/2017	<0.0025	
3/23/2017	<0.0025	
5/2/2017	<0.0025	
8/7/2017	<0.0025	
1/24/2018	<0.0025	
6/21/2018	<0.0025	
1/22/2019	7.9E-05 (J)	
6/25/2019	<0.0025	
9/16/2019	<0.0025	
3/16/2020	0.00041 (J)	
9/11/2020	<0.0025	
3/16/2021	<0.0025	
8/25/2021	<0.0025	
3/9/2022	<0.0025	
8/16/2022	0.00035 (J)	
2/15/2023	<0.0025	
8/9/2023	0.00023 (J)	
2/19/2024		0.00024 (J)

ND substitution: RL or RL/2 if <15% NDs.

Prediction Limit

Constituent: Cadmium (mg/L) Analysis Run 8/13/2024 11:05 AM View: Appendix I

Plant Wansley Client: Southern Company Data: Wansley Landfill

	GWA-1	GWA-1
9/16/2011	<0.0025	
10/27/2011	<0.0025	
12/13/2011	<0.0025	
1/31/2012	<0.0025	
7/18/2012	<0.0025	
1/24/2013	<0.0025	
7/17/2013	<0.0025	
1/21/2014	<0.0025	
6/25/2014	<0.0025	
1/14/2015	<0.0025	
7/21/2015	<0.0025	
1/21/2016	<0.0025	
3/23/2016	<0.0025	
5/20/2016	<0.0025	
7/21/2016	<0.0025	
9/15/2016	<0.0025	
11/11/2016	<0.0025	
1/19/2017	<0.0025	
3/16/2017	<0.0025	
4/28/2017	<0.0025	
8/3/2017	<0.0025	
1/19/2018	<0.0025	
6/19/2018	0.0005 (J)	
1/17/2019	<0.0025	
6/24/2019	<0.0025	
9/9/2019	<0.0025	
3/10/2020	<0.0025	
9/9/2020	<0.0025	
3/15/2021	<0.0025	
8/16/2021	<0.0025	
2/28/2022	<0.0025	
8/9/2022	<0.0025	
2/14/2023	9E-05 (J)	
8/9/2023	<0.0025	
2/13/2024		<0.0025

ND substitution: RL or RL/2 if <15% NDs.

Prediction Limit

Constituent: Cadmium (mg/L) Analysis Run 8/13/2024 11:05 AM View: Appendix I

Plant Wansley Client: Southern Company Data: Wansley Landfill

	GWA-28	GWA-28
9/16/2011	<0.0025	
10/28/2011	<0.0025	
12/12/2011	<0.0025	
1/25/2012	<0.0025	
7/16/2012	<0.0025	
1/24/2013	<0.0025	
7/23/2013	<0.0025	
1/22/2014	<0.0025	
7/1/2014	<0.0025	
1/21/2015	<0.0025	
7/21/2015	<0.0025	
1/22/2016	<0.0025	
3/22/2016	<0.0025	
5/23/2016	<0.0025	
7/25/2016	<0.0025	
9/15/2016	<0.0025	
11/9/2016	<0.0025	
1/17/2017	<0.0025	
3/16/2017	<0.0025	
4/27/2017	<0.0025	
8/1/2017	<0.0025	
1/19/2018	<0.0025	
6/19/2018	<0.0025	
1/21/2019	<0.0025	
6/25/2019	<0.0025	
9/10/2019	<0.0025	
3/10/2020	<0.0025	
9/9/2020	<0.0025	
3/15/2021	<0.0025	
8/16/2021	<0.0025	
3/1/2022	<0.0025	
8/9/2022	<0.0025	
2/14/2023	8E-05 (J)	
8/9/2023	<0.0025	
2/14/2024		<0.0025

ND substitution: RL or RL/2 if <15% NDs.

Prediction Limit

Constituent: Cadmium (mg/L) Analysis Run 8/13/2024 11:05 AM View: Appendix I

Plant Wansley Client: Southern Company Data: Wansley Landfill

	GWA-29	GWA-29
9/17/2011	<0.0025	
10/28/2011	<0.0025	
12/12/2011	<0.0025	
1/31/2012	<0.0025	
7/17/2012	<0.0025	
1/24/2013	<0.0025	
7/24/2013	<0.0025	
1/22/2014	<0.0025	
7/8/2014	<0.0025 (D)	
1/21/2015	<0.0025	
7/22/2015	<0.0025	
1/19/2016	<0.0025 (D)	
3/22/2016	<0.0025	
5/19/2016	0.000111 (J)	
7/21/2016	<0.0025	
1/17/2017	<0.0025	
4/27/2017	<0.0025	
7/18/2017	<0.0025	
8/1/2017	<0.0025	
1/19/2018	<0.0025	
6/19/2018	<0.0025	
1/18/2019	<0.0025	
6/25/2019	<0.0025	
9/10/2019	<0.0025	
3/10/2020	<0.0025	
9/9/2020	<0.0025	
3/15/2021	<0.0025	
8/18/2021	<0.0025	
3/2/2022	<0.0025	
8/9/2022	8.5E-05 (J)	
2/13/2023	<0.0025	
8/8/2023	<0.0025	
2/14/2024		<0.0025

ND substitution: RL or RL/2 if <15% NDs.

Prediction Limit

Constituent: Cadmium (mg/L) Analysis Run 8/13/2024 11:05 AM View: Appendix I

Plant Wansley Client: Southern Company Data: Wansley Landfill

	GWA-3
8/31/2011	<0.0025
6/25/2014	<0.0025
7/21/2015	0.00042 (J)
3/31/2016	0.000546 (J)
5/25/2016	0.000137 (J)
7/27/2016	<0.0025
8/1/2017	<0.0025
10/3/2017	<0.0025
6/20/2018	<0.0025
1/18/2019	<0.0025
6/25/2019	0.00014 (J)
9/11/2019	<0.0025
3/10/2020	<0.0025
9/9/2020	<0.0025
3/15/2021	<0.0025
8/18/2021	<0.0025
3/1/2022	<0.0025
8/9/2022	0.00018 (J)
2/14/2023	0.00015 (J)
8/8/2023	0.00012 (J)

ND substitution: RL or RL/2 if <15% NDs.

Prediction Limit

Constituent: Cadmium (mg/L) Analysis Run 8/13/2024 11:05 AM View: Appendix I

Plant Wansley Client: Southern Company Data: Wansley Landfill

	GWC-10	GWC-10
1/25/2016	<0.0025	
3/30/2016	<0.0025	
5/25/2016	<0.0025	
7/27/2016	<0.0025	
9/16/2016	<0.0025	
11/17/2016	<0.0025	
2/1/2017	<0.0025	
3/24/2017	<0.0025	
5/3/2017	<0.0025	
8/8/2017	<0.0025	
1/25/2018	<0.0025	
6/21/2018	<0.0025	
1/31/2019	<0.0025	
6/26/2019	<0.0025	
9/17/2019	<0.0025	
3/17/2020	<0.0025	
9/10/2020	<0.0025	
3/18/2021	<0.0025	
8/20/2021	<0.0025	
3/8/2022	<0.0025	
8/16/2022	<0.0025	
2/15/2023	<0.0025	
8/10/2023	<0.0025	
2/20/2024		8E-05 (J)

ND substitution: RL or RL/2 if <15% NDs.

Prediction Limit

Constituent: Cadmium (mg/L) Analysis Run 8/13/2024 11:05 AM View: Appendix I

Plant Wansley Client: Southern Company Data: Wansley Landfill

	GWC-11	GWC-11
9/13/2011	<0.0025	
10/28/2011	<0.0025	
12/4/2011	<0.0025	
2/9/2012	<0.0025	
7/18/2012	<0.0025	
1/8/2013	<0.0025	
7/9/2013	<0.0025	
1/15/2014	<0.0025	
6/25/2014	<0.0025	
1/21/2015	0.0014	
7/28/2015	0.0022	
1/26/2016	<0.0025	
3/29/2016	<0.0025	
5/25/2016	<0.0025	
7/25/2016	<0.0025	
9/19/2016	<0.0025	
11/16/2016	<0.0025	
1/31/2017	<0.0025	
3/23/2017	<0.0025	
5/2/2017	<0.0025	
8/7/2017	<0.0025	
1/24/2018	<0.0025	
6/20/2018	<0.0025	
1/24/2019	<0.0025	
6/26/2019	<0.0025	
9/16/2019	<0.0025	
3/16/2020	0.00033 (J)	
9/10/2020	<0.0025	
3/17/2021	<0.0025	
8/23/2021	<0.0025	
3/7/2022	<0.0025	
8/15/2022	<0.0025	
2/21/2023	<0.0025	
8/14/2023	<0.0025	
2/14/2024		<0.0025

ND substitution: RL or RL/2 if <15% NDs.

Prediction Limit

Constituent: Cadmium (mg/L) Analysis Run 8/13/2024 11:05 AM View: Appendix I

Plant Wansley Client: Southern Company Data: Wansley Landfill

	GWC-13	GWC-13
9/13/2011	<0.0025	
10/28/2011	<0.0025	
12/4/2011	<0.0025	
1/24/2012	<0.0025	
7/11/2012	<0.0025	
1/8/2013	<0.0025	
7/10/2013	<0.0025	
1/21/2014	<0.0025	
7/1/2014	<0.0025	
1/21/2015	<0.0025	
7/28/2015	<0.0025	
1/27/2016	<0.0025	
3/29/2016	<0.0025	
5/25/2016	<0.0025	
7/26/2016	<0.0025	
9/15/2016	<0.0025	
11/17/2016	<0.0025	
1/31/2017	<0.0025	
3/23/2017	<0.0025	
5/3/2017	<0.0025	
8/4/2017	<0.0025	
1/25/2018	<0.0025	
6/20/2018	<0.0025	
1/22/2019	<0.0025	
6/25/2019	<0.0025	
9/12/2019	<0.0025	
3/12/2020	<0.0025	
9/10/2020	<0.0025	
3/17/2021	<0.0025	
8/23/2021	<0.0025	
3/8/2022	<0.0025	
8/15/2022	0.0001 (J)	
2/21/2023	<0.0025	
8/16/2023	<0.0025	
2/19/2024		0.00026 (J)

ND substitution: RL or RL/2 if <15% NDs.

Prediction Limit

Constituent: Cadmium (mg/L) Analysis Run 8/13/2024 11:05 AM View: Appendix I

Plant Wansley Client: Southern Company Data: Wansley Landfill

	GWC-14	GWC-14
9/13/2011	<0.0025	
10/27/2011	<0.0025	
12/3/2011	<0.0025	
1/24/2012	<0.0025	
7/11/2012	<0.0025	
1/8/2013	<0.0025	
7/10/2013	<0.0025	
1/21/2014	<0.0025	
7/1/2014	<0.0025	
1/14/2015	<0.0025	
7/22/2015	0.00028 (J)	
1/27/2016	<0.0025	
3/30/2016	0.000222 (J)	
5/25/2016	0.000327 (J)	
7/26/2016	<0.0025	
9/15/2016	0.00053 (J)	
11/17/2016	<0.0025	
2/1/2017	<0.0025	
3/23/2017	<0.0025	
5/3/2017	<0.0025	
8/7/2017	0.00051 (J)	
1/25/2018	<0.0025	
6/20/2018	0.00047 (J)	
1/22/2019	0.00021 (J)	
6/25/2019	0.00021 (J)	
9/12/2019	0.00052 (J)	
3/17/2020	0.00036 (J)	
9/10/2020	0.00043 (J)	
3/17/2021	0.00043 (J)	
8/23/2021	<0.0025	
3/7/2022	<0.0025	
8/16/2022	0.00045 (J)	
2/17/2023	0.00011 (J)	
8/14/2023	<0.0025	
2/19/2024		0.0001 (J)

ND substitution: RL or RL/2 if <15% NDs.

Prediction Limit

Constituent: Cadmium (mg/L) Analysis Run 8/13/2024 11:05 AM View: Appendix I

Plant Wansley Client: Southern Company Data: Wansley Landfill

	GWC-17	GWC-17
8/30/2011	<0.0025	
10/26/2011	<0.0025	
12/3/2011	<0.0025	
1/25/2012	<0.0025	
7/11/2012	<0.0025	
1/8/2013	<0.0025	
7/16/2013	<0.0025	
1/14/2014	<0.0025	
6/25/2014	<0.0025	
1/14/2015	<0.0025	
7/28/2015	<0.0025	
1/27/2016	<0.0025	
3/30/2016	<0.0025	
5/25/2016	<0.0025	
7/27/2016	<0.0025	
9/19/2016	<0.0025	
11/17/2016	<0.0025	
2/1/2017	<0.0025	
3/24/2017	<0.0025	
5/3/2017	<0.0025	
8/7/2017	<0.0025	
1/25/2018	<0.0025	
6/26/2018	<0.0025	
1/24/2019	<0.0025	
6/25/2019	<0.0025	
9/11/2019	<0.0025	
3/17/2020	<0.0025	
9/14/2020	<0.0025	
3/16/2021	<0.0025	
8/20/2021	<0.0025	
3/8/2022	<0.0025	
8/11/2022	<0.0025	
2/20/2023	<0.0025	
8/10/2023	<0.0025	
2/20/2024		0.00026 (J)

ND substitution: RL or RL/2 if <15% NDs.

Prediction Limit

Constituent: Cadmium (mg/L) Analysis Run 8/13/2024 11:05 AM View: Appendix I

Plant Wansley Client: Southern Company Data: Wansley Landfill

	GWC-19	GWC-19
8/30/2011	<0.0025	
10/26/2011	<0.0025	
12/3/2011	<0.0025	
2/8/2012	<0.0025	
7/11/2012	<0.0025	
1/8/2013	<0.0025	
7/16/2013	<0.0025	
1/21/2014	<0.0025	
6/24/2014	<0.0025	
1/13/2015	<0.0025	
7/23/2015	<0.0025	
1/27/2016	<0.0025	
3/30/2016	<0.0025	
5/26/2016	<0.0025	
7/25/2016	<0.0025	
9/19/2016	<0.0025	
11/17/2016	<0.0025	
2/2/2017	<0.0025	
3/24/2017	<0.0025	
5/3/2017	<0.0025	
8/7/2017	<0.0025	
1/25/2018	<0.0025	
6/21/2018	<0.0025	
1/28/2019	<0.0025	
6/26/2019	<0.0025	
9/12/2019	<0.0025	
3/18/2020	<0.0025	
9/15/2020	<0.0025	
3/17/2021	<0.0025	
8/24/2021	<0.0025	
3/8/2022	0.00097 (J)	
8/11/2022	<0.0025	
2/21/2023	<0.0025	
8/9/2023	<0.0025	
2/21/2024		<0.0025

ND substitution: RL or RL/2 if <15% NDs.

Prediction Limit

Constituent: Cadmium (mg/L) Analysis Run 8/13/2024 11:05 AM View: Appendix I

Plant Wansley Client: Southern Company Data: Wansley Landfill

	GWC-21	GWC-21
8/31/2011	<0.0025	
10/27/2011	<0.0025	
12/4/2011	<0.0025	
2/8/2012	<0.0025	
7/17/2012	<0.0025	
1/9/2013	<0.0025	
7/16/2013	<0.0025	
1/21/2014	0.00029	
6/24/2014	<0.0025	
1/13/2015	<0.0025	
7/23/2015	<0.0025	
1/26/2016	<0.0025	
3/30/2016	<0.0025	
5/26/2016	<0.0025	
7/26/2016	<0.0025	
9/20/2016	<0.0025	
11/17/2016	<0.0025	
2/2/2017	<0.0025	
3/28/2017	<0.0025	
5/4/2017	<0.0025	
8/7/2017	<0.0025	
1/26/2018	<0.0025	
6/20/2018	<0.0025	
1/24/2019	<0.0025	
6/25/2019	<0.0025	
9/11/2019	0.00018 (J)	
3/18/2020	<0.0025	
9/15/2020	<0.0025	
3/16/2021	0.00025 (J)	
8/19/2021	<0.0025	
3/7/2022	<0.0025	
8/16/2022	9.5E-05 (J)	
2/21/2023	0.00012 (J)	
8/9/2023	8.5E-05 (J)	
2/19/2024		<0.0025

ND substitution: RL or RL/2 if <15% NDs.

Prediction Limit

Constituent: Cadmium (mg/L) Analysis Run 8/13/2024 11:05 AM View: Appendix I

Plant Wansley Client: Southern Company Data: Wansley Landfill

	GWC-22	GWC-22
9/15/2011	<0.0025	
10/29/2011	<0.0025	
12/13/2011	<0.0025	
1/25/2012	<0.0025	
7/18/2012	<0.0025	
1/22/2013	<0.0025	
7/16/2013	<0.0025	
1/21/2014	<0.0025	
6/25/2014	<0.0025	
1/14/2015	<0.0025	
7/23/2015	<0.0025	
1/26/2016	<0.0025	
3/31/2016	<0.0025	
5/26/2016	<0.0025	
7/26/2016	<0.0025	
9/20/2016	<0.0025	
11/17/2016	<0.0025	
2/3/2017	<0.0025	
3/28/2017	<0.0025	
5/3/2017	<0.0025	
8/8/2017	<0.0025	
1/25/2018	<0.0025	
6/20/2018	<0.0025	
1/24/2019	<0.0025	
6/25/2019	0.00057 (J)	
9/10/2019	0.00046 (J)	
3/18/2020	0.00062 (J)	
9/10/2020	<0.0025	
3/15/2021	<0.0025	
8/19/2021	<0.0025	
3/8/2022	<0.0025	
8/17/2022	<0.0025	
2/14/2023	9E-05 (J)	
8/14/2023	<0.0025	
2/14/2024		0.00024 (J)

ND substitution: RL or RL/2 if <15% NDs.

Prediction Limit

Constituent: Cadmium (mg/L) Analysis Run 8/13/2024 11:05 AM View: Appendix I

Plant Wansley Client: Southern Company Data: Wansley Landfill

	GWC-24	GWC-24
7/8/2014	<0.0025	
7/31/2015	<0.0025	
1/20/2016	<0.0025	
3/30/2016	0.000124 (J)	
5/25/2016	<0.0025	
7/27/2016	<0.0025	
9/16/2016	<0.0025	
11/18/2016	<0.0025	
2/3/2017	0.0021	
3/29/2017	<0.0025	
5/4/2017	<0.0025	
8/8/2017	<0.0025	
1/25/2018	<0.0025	
6/27/2018	<0.0025	
1/31/2019	<0.0025	
6/26/2019	<0.0025	
9/11/2019	<0.0025	
3/12/2020	<0.0025	
9/15/2020	<0.0025	
3/18/2021	<0.0025	
8/19/2021	<0.0025	
3/10/2022	<0.0025	
8/18/2022	<0.0025	
2/16/2023	8E-05 (J)	
8/16/2023	<0.0025	
2/22/2024		<0.0025

ND substitution: RL or RL/2 if <15% NDs.

Prediction Limit

Constituent: Cadmium (mg/L) Analysis Run 8/13/2024 11:05 AM View: Appendix I

Plant Wansley Client: Southern Company Data: Wansley Landfill

	GWC-25	GWC-25
9/17/2011	<0.0025	
10/31/2011	<0.0025	
12/14/2011	<0.0025	
2/7/2012	<0.0025	
7/17/2012	<0.0025	
7/24/2013	<0.0025	
1/23/2014	<0.0025	
7/8/2014	<0.0025	
1/21/2015	<0.0025	
7/30/2015	<0.0025	
1/21/2016	<0.0025	
3/28/2016	<0.0025	
5/25/2016	<0.0025	
7/27/2016	<0.0025	
9/19/2016	<0.0025	
11/15/2016	<0.0025	
1/24/2017	<0.0025	
3/23/2017	<0.0025	
5/2/2017	<0.0025	
8/3/2017	<0.0025	
1/25/2018	<0.0025	
6/27/2018	<0.0025	
1/24/2019	<0.0025	
6/25/2019	<0.0025	
9/11/2019	0.0002 (J)	
3/12/2020	<0.0025	
9/14/2020	<0.0025	
3/17/2021	<0.0025	
8/19/2021	<0.0025	
3/8/2022	<0.0025	
8/10/2022	<0.0025	
2/21/2023	<0.0025	
8/15/2023	<0.0025	
2/21/2024		<0.0025

ND substitution: RL or RL/2 if <15% NDs.

Prediction Limit

Constituent: Cadmium (mg/L) Analysis Run 8/13/2024 11:05 AM View: Appendix I

Plant Wansley Client: Southern Company Data: Wansley Landfill

	GWC-31	GWC-31
9/17/2011	<0.0025	
10/31/2011	<0.0025	
2/7/2012	<0.0025	
1/23/2013	<0.0025	
1/23/2014	<0.0025	
7/1/2014	<0.0025	
1/21/2015	<0.0025	
1/25/2016	<0.0025	
3/30/2016	<0.0025	
5/25/2016	<0.0025	
7/27/2016	<0.0025	
1/25/2017	<0.0025	
3/23/2017	<0.0025	
5/2/2017	<0.0025	
7/19/2017	<0.0025	
8/4/2017	<0.0025	
1/23/2018	<0.0025	
6/27/2018	<0.0025	
1/31/2019	<0.0025	
6/26/2019	<0.0025	
9/11/2019	<0.0025	
3/17/2020	<0.0025	
9/11/2020	<0.0025	
3/16/2021	<0.0025	
8/25/2021	<0.0025	
3/10/2022	<0.0025	
8/16/2022	<0.0025	
2/22/2023	8E-05 (J)	
8/16/2023	<0.0025	
2/21/2024		<0.0025

ND substitution: RL or RL/2 if <15% NDs.

Prediction Limit

Constituent: Cadmium (mg/L) Analysis Run 8/13/2024 11:05 AM View: Appendix I

Plant Wansley Client: Southern Company Data: Wansley Landfill

	GWC-34	GWC-34
9/16/2011	<0.0025	
10/31/2011	<0.0025	
12/12/2011	<0.0025	
2/1/2012	<0.0025	
7/16/2012	<0.0025	
1/22/2013	<0.0025	
7/17/2013	<0.0025	
1/23/2014	<0.0025	
6/25/2014	<0.0025	
1/14/2015	<0.0025	
7/29/2015	<0.0025	
1/21/2016	<0.0025	
3/24/2016	<0.0025	
5/23/2016	<0.0025	
7/21/2016	<0.0025	
9/15/2016	<0.0025	
11/15/2016	<0.0025	
1/25/2017	<0.0025	
3/22/2017	<0.0025	
5/1/2017	<0.0025	
8/3/2017	<0.0025	
1/23/2018	<0.0025	
6/20/2018	<0.0025	
1/28/2019	<0.0025	
6/26/2019	<0.0025	
9/11/2019	<0.0025	
3/11/2020	<0.0025	
9/11/2020	<0.0025	
3/16/2021	<0.0025	
8/24/2021	<0.0025	
3/2/2022	<0.0025	
8/10/2022	0.00016 (J)	
2/20/2023	0.00014 (J)	
8/16/2023	<0.0025	
2/22/2024		0.0002 (J)

ND substitution: RL or RL/2 if <15% NDs.

Prediction Limit

Constituent: Cadmium (mg/L) Analysis Run 8/13/2024 11:05 AM View: Appendix I

Plant Wansley Client: Southern Company Data: Wansley Landfill

	GWC-5	GWC-5
8/31/2011	<0.0025	
10/27/2011	<0.0025	
12/5/2011	<0.0025	
1/25/2012	<0.0025	
7/18/2012	<0.0025	
1/9/2013	<0.0025	
7/17/2013	<0.0025	
1/15/2014	<0.0025	
6/25/2014	<0.0025	
1/13/2015	<0.0025	
7/24/2015	<0.0025	
1/20/2016	<0.0025	
3/28/2016	<0.0025	
5/23/2016	<0.0025	
7/21/2016	<0.0025	
9/15/2016	<0.0025	
11/15/2016	<0.0025	
1/26/2017	<0.0025	
3/22/2017	<0.0025	
5/2/2017	<0.0025	
8/3/2017	<0.0025	
1/23/2018	<0.0025	
6/25/2018	<0.0025	
1/30/2019	<0.0025	
6/26/2019	<0.0025	
9/12/2019	<0.0025	
3/16/2020	<0.0025	
9/9/2020	<0.0025	
3/17/2021	<0.0025	
8/19/2021	<0.0025	
3/2/2022	<0.0025	
8/11/2022	<0.0025	
2/20/2023	<0.0025	
8/14/2023	<0.0025	
2/14/2024		0.0001 (J)

ND substitution: RL or RL/2 if <15% NDs.

Prediction Limit

Constituent: Cadmium (mg/L) Analysis Run 8/13/2024 11:05 AM View: Appendix I

Plant Wansley Client: Southern Company Data: Wansley Landfill

	GWC-7	GWC-7
9/7/2011	<0.0025	
10/30/2011	<0.0025	
12/5/2011	<0.0025	
1/25/2012	<0.0025	
7/18/2012	<0.0025	
1/7/2013	<0.0025	
7/9/2013	<0.0025	
1/14/2014	<0.0025	
6/24/2014	<0.0025	
1/20/2015	<0.0025	
7/27/2015	<0.0025	
1/26/2016	<0.0025	
3/29/2016	<0.0025	
5/24/2016	<0.0025	
7/22/2016	<0.0025	
9/15/2016	<0.0025	
11/16/2016	<0.0025	
1/26/2017	<0.0025	
3/22/2017	<0.0025	
5/2/2017	<0.0025	
8/4/2017	<0.0025	
1/23/2018	<0.0025	
6/25/2018	<0.0025	
1/21/2019	<0.0025	
6/25/2019	<0.0025	
9/10/2019	<0.0025	
3/12/2020	<0.0025	
9/14/2020	<0.0025	
3/16/2021	<0.0025	
8/19/2021	<0.0025	
3/2/2022	<0.0025	
8/11/2022	<0.0025	
2/21/2023	8.5E-05 (J)	
8/9/2023	<0.0025	
2/21/2024		<0.0025

ND substitution: RL or RL/2 if <15% NDs.

Prediction Limit

Constituent: Cadmium (mg/L) Analysis Run 8/13/2024 11:05 AM View: Appendix I

Plant Wansley Client: Southern Company Data: Wansley Landfill

	GWC-8	GWC-8
9/7/2011	<0.0025	
10/30/2011	<0.0025	
12/5/2011	<0.0025	
1/19/2012	<0.0025	
7/18/2012	<0.0025	
1/7/2013	<0.0025	
7/9/2013	<0.0025	
1/14/2014	<0.0025	
6/24/2014	<0.0025	
1/20/2015	<0.0025	
7/27/2015	<0.0025	
1/26/2016	<0.0025	
3/29/2016	<0.0025	
5/24/2016	<0.0025	
7/26/2016	<0.0025	
9/19/2016	<0.0025	
11/16/2016	<0.0025	
1/26/2017	<0.0025	
3/23/2017	<0.0025	
5/3/2017	<0.0025	
8/7/2017	<0.0025	
1/24/2018	<0.0025	
6/21/2018	<0.0025	
1/22/2019	<0.0025	
6/25/2019	<0.0025	
9/10/2019	<0.0025	
3/12/2020	0.00032 (J)	
9/14/2020	<0.0025	
3/16/2021	<0.0025	
8/20/2021	<0.0025	
3/2/2022	<0.0025	
8/11/2022	<0.0025	
2/15/2023	<0.0025	
8/9/2023	<0.0025	
2/21/2024		<0.0025

ND substitution: RL or RL/2 if <15% NDs.

Prediction Limit

Constituent: Cadmium (mg/L) Analysis Run 8/13/2024 11:05 AM View: Appendix I

Plant Wansley Client: Southern Company Data: Wansley Landfill

	GWC-9	GWC-9
9/7/2011	<0.0025	
10/30/2011	<0.0025	
12/4/2011	<0.0025	
1/19/2012	<0.0025	
7/18/2012	<0.0025	
1/8/2013	<0.0025	
7/9/2013	<0.0025	
1/14/2014	<0.0025	
6/24/2014	<0.0025	
1/20/2015	<0.0025	
7/27/2015	<0.0025	
1/26/2016	<0.0025	
3/29/2016	<0.0025	
5/24/2016	<0.0025	
7/25/2016	<0.0025	
9/19/2016	<0.0025	
11/16/2016	<0.0025	
1/31/2017	<0.0025	
3/23/2017	<0.0025	
5/2/2017	<0.0025	
8/7/2017	<0.0025	
1/24/2018	<0.0025	
6/21/2018	<0.0025	
1/22/2019	<0.0025	
6/25/2019	<0.0025	
9/16/2019	<0.0025	
3/16/2020	<0.0025	
9/11/2020	<0.0025	
3/16/2021	<0.0025	
8/25/2021	<0.0025	
3/9/2022	<0.0025	
8/16/2022	9.5E-05 (J)	
2/15/2023	<0.0025	
8/9/2023	<0.0025	
2/19/2024		<0.0025

ND substitution: RL or RL/2 if <15% NDs.

Prediction Limit

Constituent: Chromium (mg/L) Analysis Run 8/13/2024 11:05 AM View: Appendix I

Plant Wansley Client: Southern Company Data: Wansley Landfill

	GWA-1	GWA-1
9/16/2011	0.0015	
10/27/2011	<0.002	
12/13/2011	<0.002	
1/31/2012	<0.002	
7/18/2012	<0.002	
1/24/2013	<0.002	
7/17/2013	<0.002	
1/21/2014	<0.002	
6/25/2014	<0.002	
1/14/2015	<0.002	
7/21/2015	<0.002	
1/21/2016	<0.002	
3/23/2016	<0.002	
5/20/2016	<0.002	
7/21/2016	<0.002	
9/15/2016	<0.002	
11/11/2016	<0.002	
1/19/2017	<0.002	
3/16/2017	<0.002	
4/28/2017	<0.002	
8/3/2017	<0.002	
1/19/2018	<0.002	
6/19/2018	<0.002	
1/17/2019	0.0012 (J)	
6/24/2019	0.0042	
9/9/2019	0.0017 (J)	
3/10/2020	<0.002	
9/9/2020	<0.002	
3/15/2021	<0.002	
8/16/2021	<0.002	
2/28/2022	<0.002	
8/9/2022	<0.002	
2/14/2023	<0.002	
8/9/2023	<0.002	
2/13/2024		<0.002

ND substitution: RL or RL/2 if <15% NDs.

Prediction Limit

Constituent: Chromium (mg/L) Analysis Run 8/13/2024 11:05 AM View: Appendix I

Plant Wansley Client: Southern Company Data: Wansley Landfill

	GWA-2	GWA-2
9/17/2011	<0.002	
10/27/2011	<0.002	
12/14/2011	<0.002	
2/7/2012	<0.002	
7/23/2012	<0.002	
1/23/2013	<0.002	
7/24/2013	<0.002	
1/22/2014	<0.002	
7/1/2014	<0.002	
1/22/2015	<0.002	
7/22/2015	<0.002	
1/20/2016	<0.002	
3/23/2016	<0.002	
5/24/2016	<0.002	
7/26/2016	<0.002	
9/16/2016	0.0019 (J)	
11/10/2016	<0.002	
1/19/2017	<0.002	
3/17/2017	<0.002	
4/28/2017	<0.002	
8/2/2017	<0.002	
1/19/2018	<0.002	
6/19/2018	0.0011 (J)	
1/17/2019	0.0016 (J)	
6/24/2019	0.0022	
9/10/2019	0.0019 (J)	
3/10/2020	<0.002	
9/10/2020	<0.002	
3/15/2021	<0.002	
8/18/2021	<0.002	
3/1/2022	<0.002	
8/9/2022	<0.002	
2/14/2023	<0.002	
8/9/2023	<0.002	
2/14/2024		<0.002

ND substitution: RL or RL/2 if <15% NDs.

Prediction Limit

Constituent: Chromium (mg/L) Analysis Run 8/13/2024 11:05 AM View: Appendix I

Plant Wansley Client: Southern Company Data: Wansley Landfill

	GWA-28	GWA-28
9/16/2011	<0.002	
10/28/2011	<0.002	
12/12/2011	<0.002	
1/25/2012	<0.002	
7/16/2012	<0.002	
1/24/2013	<0.002	
7/23/2013	<0.002	
1/22/2014	0.002	
7/1/2014	<0.002	
1/21/2015	<0.002	
7/21/2015	<0.002	
1/22/2016	<0.002	
3/22/2016	<0.002	
5/23/2016	<0.002	
7/25/2016	<0.002	
9/15/2016	0.0082 (O)	
11/9/2016	0.0044	
1/17/2017	<0.002	
3/16/2017	<0.002	
4/27/2017	<0.002	
8/1/2017	<0.002	
1/19/2018	<0.002	
6/19/2018	<0.002	
1/21/2019	0.0014 (J)	
6/25/2019	0.0024	
9/10/2019	0.0018 (J)	
3/10/2020	<0.002	
9/9/2020	<0.002	
3/15/2021	0.0028	
8/16/2021	<0.002	
3/1/2022	<0.002	
8/9/2022	<0.002	
2/14/2023	<0.002	
8/9/2023	<0.002	
2/14/2024		<0.002

ND substitution: RL or RL/2 if <15% NDs.

Prediction Limit

Constituent: Chromium (mg/L) Analysis Run 8/13/2024 11:05 AM View: Appendix I

Plant Wansley Client: Southern Company Data: Wansley Landfill

	GWA-29	GWA-29
9/17/2011	<0.002	
10/28/2011	<0.002	
12/12/2011	<0.002	
1/31/2012	<0.002	
7/17/2012	<0.002	
1/24/2013	<0.002	
7/24/2013	0.0013	
1/22/2014	<0.002	
7/8/2014	<0.002 (D)	
1/21/2015	<0.002	
7/22/2015	<0.002	
1/19/2016	<0.002 (D)	
3/22/2016	<0.002	
5/19/2016	0.00684 (JO)	
7/21/2016	<0.002	
1/17/2017	<0.002	
4/27/2017	<0.002	
7/18/2017	<0.002	
8/1/2017	0.0015 (J)	
1/19/2018	<0.002	
6/19/2018	<0.002	
1/18/2019	0.002 (J)	
6/25/2019	0.003	
9/10/2019	0.0019 (J)	
3/10/2020	<0.002	
9/9/2020	<0.002	
3/15/2021	0.021 (o)	
8/18/2021	<0.002	
3/2/2022	<0.002	
8/9/2022	<0.002	
2/13/2023	<0.002	
8/8/2023	<0.002	
2/14/2024		<0.002

ND substitution: RL or RL/2 if <15% NDs.

Prediction Limit

Constituent: Chromium (mg/L) Analysis Run 8/13/2024 11:05 AM View: Appendix I

Plant Wansley Client: Southern Company Data: Wansley Landfill

	GWA-3
8/31/2011	<0.002
6/25/2014	<0.002
7/21/2015	<0.002
3/31/2016	<0.002
5/25/2016	<0.002
7/27/2016	<0.002
8/1/2017	<0.002
10/3/2017	0.0013 (J)
6/20/2018	<0.002
1/18/2019	0.0017 (J)
6/25/2019	0.0027
9/11/2019	<0.002
3/10/2020	<0.002
9/9/2020	<0.002
3/15/2021	<0.002
8/18/2021	<0.002
3/1/2022	<0.002
8/9/2022	<0.002
2/14/2023	<0.002
8/8/2023	0.0015 (J)

ND substitution: RL or RL/2 if <15% NDs.

Prediction Limit

Constituent: Chromium (mg/L) Analysis Run 8/13/2024 11:05 AM View: Appendix I

Plant Wansley Client: Southern Company Data: Wansley Landfill

	GWA-4	GWA-4
8/31/2011	0.0014	
10/27/2011	<0.002	
12/14/2011	<0.002	
2/1/2012	<0.002	
7/23/2012	0.0014	
1/23/2013	<0.002	
7/17/2013	<0.002	
1/15/2014	<0.002	
6/25/2014	<0.002	
1/14/2015	<0.002	
7/21/2015	<0.002	
1/20/2016	<0.002	
3/23/2016	<0.002	
5/19/2016	<0.002	
7/21/2016	<0.002	
9/14/2016	<0.002	
11/10/2016	<0.002	
1/17/2017	<0.002	
3/16/2017	<0.002	
4/27/2017	<0.002	
8/2/2017	<0.002	
1/22/2018	<0.002	
6/19/2018	<0.002	
1/17/2019	0.0013 (J)	
6/24/2019	0.0022	
9/10/2019	<0.002	
3/10/2020	<0.002	
9/9/2020	<0.002	
3/15/2021	<0.002	
8/18/2021	<0.002	
3/1/2022	<0.002	
8/9/2022	<0.002	
2/14/2023	<0.002	
8/9/2023	<0.002	
2/14/2024		<0.002

ND substitution: RL or RL/2 if <15% NDs.

Prediction Limit

Constituent: Chromium (mg/L) Analysis Run 8/13/2024 11:05 AM View: Appendix I

Plant Wansley Client: Southern Company Data: Wansley Landfill

	GWC-10	GWC-10
1/25/2016	<0.002	
3/30/2016	<0.002	
5/25/2016	<0.002	
7/27/2016	0.0029	
9/16/2016	<0.002	
11/17/2016	<0.002	
2/1/2017	<0.002	
3/24/2017	<0.002	
5/3/2017	<0.002	
8/8/2017	<0.002	
1/25/2018	<0.002	
6/21/2018	<0.002	
1/31/2019	0.0018 (J)	
6/26/2019	0.0021	
9/17/2019	<0.002	
3/17/2020	<0.002	
9/10/2020	<0.002	
3/18/2021	<0.002	
8/20/2021	<0.002	
3/8/2022	<0.002	
8/16/2022	<0.002	
2/15/2023	<0.002	
8/10/2023	0.002	
2/20/2024		<0.002

ND substitution: RL or RL/2 if <15% NDs.

Prediction Limit

Constituent: Chromium (mg/L) Analysis Run 8/13/2024 11:05 AM View: Appendix I

Plant Wansley Client: Southern Company Data: Wansley Landfill

	GWC-11	GWC-11
9/13/2011	0.0031	
10/28/2011	0.0032	
12/4/2011	0.0031	
2/9/2012	<0.01	
7/18/2012	<0.01	
1/8/2013	0.0013	
7/9/2013	<0.01	
1/15/2014	0.0013	
6/25/2014	0.002	
1/21/2015	0.0013	
7/28/2015	0.0017	
1/26/2016	0.0012 (J)	
3/29/2016	<0.01	
5/25/2016	0.00213 (J)	
7/25/2016	0.0015 (J)	
9/19/2016	0.0022 (J)	
11/16/2016	0.002 (JB)	
1/31/2017	0.0022 (J)	
3/23/2017	0.002 (J)	
5/2/2017	0.0019 (J)	
8/7/2017	0.0023 (J)	
1/24/2018	0.0019 (J)	
6/20/2018	0.002 (J)	
1/24/2019	0.003	
6/26/2019	0.0041	
9/16/2019	0.0035	
3/16/2020	0.0019 (J)	
9/10/2020	0.0018 (J)	
3/17/2021	0.0016 (J)	
8/23/2021	0.0017 (J)	
3/7/2022	0.0016 (J)	
8/15/2022	0.0017 (J)	
2/21/2023	0.002	
8/14/2023	0.0022	
2/14/2024		0.0024

ND substitution: RL or RL/2 if <15% NDs.

Prediction Limit

Constituent: Chromium (mg/L) Analysis Run 8/13/2024 11:05 AM View: Appendix I

Plant Wansley Client: Southern Company Data: Wansley Landfill

	GWC-12	GWC-12
9/13/2011	<0.002	
10/28/2011	<0.002	
12/4/2011	<0.002	
1/24/2012	<0.002	
7/11/2012	<0.002	
1/8/2013	<0.002	
7/10/2013	<0.002	
1/21/2014	<0.002	
7/1/2014	<0.002	
1/21/2015	<0.002	
7/28/2015	<0.002	
1/26/2016	<0.002	
3/29/2016	<0.002	
5/25/2016	<0.002	
7/22/2016	<0.002	
9/15/2016	<0.002	
11/16/2016	<0.002	
1/31/2017	<0.002	
3/23/2017	<0.002	
5/3/2017	<0.002	
8/7/2017	<0.002	
1/24/2018	<0.002	
6/26/2018	<0.002	
1/25/2019	0.0011 (J)	
6/26/2019	0.0021	
9/11/2019	0.0023	
3/18/2020	<0.002	
9/10/2020	<0.002	
3/16/2021	0.0022	
8/19/2021	<0.002	
3/7/2022	<0.002	
8/16/2022	<0.002	
2/15/2023	<0.002	
8/14/2023	<0.002	
2/20/2024		<0.002

ND substitution: RL or RL/2 if <15% NDs.

Prediction Limit

Constituent: Chromium (mg/L) Analysis Run 8/13/2024 11:05 AM View: Appendix I

Plant Wansley Client: Southern Company Data: Wansley Landfill

	GWC-13	GWC-13
9/13/2011	0.0019	
10/28/2011	<0.002	
12/4/2011	<0.002	
1/24/2012	<0.002	
7/11/2012	<0.002	
1/8/2013	<0.002	
7/10/2013	<0.002	
1/21/2014	<0.002	
7/1/2014	<0.002	
1/21/2015	<0.002	
7/28/2015	<0.002	
1/27/2016	<0.002	
3/29/2016	<0.002	
5/25/2016	<0.002	
7/26/2016	<0.002	
9/15/2016	<0.002	
11/17/2016	<0.002	
1/31/2017	<0.002	
3/23/2017	<0.002	
5/3/2017	<0.002	
8/4/2017	<0.002	
1/25/2018	<0.002	
6/20/2018	<0.002	
1/22/2019	0.0013 (J)	
6/25/2019	0.0022	
9/12/2019	0.0027	
3/12/2020	<0.002	
9/10/2020	<0.002	
3/17/2021	<0.002	
8/23/2021	<0.002	
3/8/2022	<0.002	
8/15/2022	<0.002	
2/21/2023	<0.002	
8/16/2023	<0.002	
2/19/2024		<0.002

ND substitution: RL or RL/2 if <15% NDs.

Prediction Limit

Constituent: Chromium (mg/L) Analysis Run 8/13/2024 11:05 AM View: Appendix I

Plant Wansley Client: Southern Company Data: Wansley Landfill

	GWC-14	GWC-14
9/13/2011	<0.002	
10/27/2011	<0.002	
12/3/2011	<0.002	
1/24/2012	<0.002	
7/11/2012	<0.002	
1/8/2013	<0.002	
7/10/2013	<0.002	
1/21/2014	<0.002	
7/1/2014	<0.002	
1/14/2015	<0.002	
7/22/2015	<0.002	
1/27/2016	<0.002	
3/30/2016	<0.002	
5/25/2016	<0.002	
7/26/2016	<0.002	
9/15/2016	<0.002	
11/17/2016	<0.002	
2/1/2017	<0.002	
3/23/2017	<0.002	
5/3/2017	<0.002	
8/7/2017	<0.002	
1/25/2018	<0.002	
6/20/2018	<0.002	
1/22/2019	0.0013 (J)	
6/25/2019	0.0023	
9/12/2019	0.002	
3/17/2020	<0.002	
9/10/2020	<0.002	
3/17/2021	<0.002	
8/23/2021	<0.002	
3/7/2022	<0.002	
8/16/2022	<0.002	
2/17/2023	<0.002	
8/14/2023	<0.002	
2/19/2024		<0.002

ND substitution: RL or RL/2 if <15% NDs.

Prediction Limit

Constituent: Chromium (mg/L) Analysis Run 8/13/2024 11:05 AM View: Appendix I

Plant Wansley Client: Southern Company Data: Wansley Landfill

	GWC-15	GWC-15
9/16/2011	<0.002	
10/27/2011	<0.002	
12/3/2011	<0.002	
2/8/2012	<0.002	
7/11/2012	<0.002	
1/8/2013	<0.002	
7/2/2013	<0.002	
1/21/2014	<0.002	
6/24/2014	<0.002	
1/14/2015	<0.002	
7/22/2015	<0.002	
1/27/2016	<0.002	
3/30/2016	<0.002	
5/25/2016	<0.002	
7/26/2016	<0.002	
9/20/2016	<0.002	
11/17/2016	<0.002	
2/1/2017	<0.002	
3/23/2017	<0.002	
5/3/2017	<0.002	
8/4/2017	<0.002	
1/25/2018	<0.002	
6/20/2018	<0.002	
1/22/2019	0.0013 (J)	
6/25/2019	0.0022	
9/17/2019	<0.002	
3/16/2020	<0.002	
9/10/2020	<0.002	
3/18/2021	<0.002	
8/24/2021	<0.002	
3/7/2022	<0.002	
8/16/2022	<0.002	
2/21/2023	<0.002	
8/14/2023	<0.002	
2/21/2024		<0.002

ND substitution: RL or RL/2 if <15% NDs.

Prediction Limit

Constituent: Chromium (mg/L) Analysis Run 8/13/2024 11:05 AM View: Appendix I

Plant Wansley Client: Southern Company Data: Wansley Landfill

	GWC-16	GWC-16
8/30/2011	0.0028	
10/26/2011	0.0023	
12/3/2011	<0.005	
1/25/2012	<0.005	
7/11/2012	0.0022	
1/8/2013	0.0023	
7/2/2013	0.0024	
1/14/2014	0.0023	
6/25/2014	0.0024	
1/13/2015	0.0024	
7/22/2015	0.0023	
1/27/2016	0.0022	
3/30/2016	0.00261 (J)	
5/25/2016	0.00238 (J)	
7/27/2016	0.0025	
9/16/2016	0.0023 (J)	
11/17/2016	0.0022 (J)	
2/1/2017	0.0024 (J)	
3/24/2017	0.0026	
5/3/2017	0.0022 (J)	
8/7/2017	0.0023 (J)	
1/25/2018	0.0023 (J)	
6/20/2018	0.0025	
1/25/2019	0.0038	
6/25/2019	0.0045	
9/11/2019	0.0043	
3/17/2020	0.0024	
9/11/2020	0.0022	
3/17/2021	0.0027	
8/20/2021	0.0021	
3/8/2022	0.0022	
8/16/2022	0.0019 (J)	
2/20/2023	0.0027	
8/14/2023	0.0027	
2/21/2024		0.0013 (J)

ND substitution: RL or RL/2 if <15% NDs.

Prediction Limit

Constituent: Chromium (mg/L) Analysis Run 8/13/2024 11:05 AM View: Appendix I

Plant Wansley Client: Southern Company Data: Wansley Landfill

	GWC-17	GWC-17
8/30/2011	0.0014	
10/26/2011	<0.002	
12/3/2011	<0.002	
1/25/2012	<0.002	
7/11/2012	<0.002	
1/8/2013	<0.002	
7/16/2013	<0.002	
1/14/2014	<0.002	
6/25/2014	<0.002	
1/14/2015	<0.002	
7/28/2015	<0.002	
1/27/2016	<0.002	
3/30/2016	<0.002	
5/25/2016	<0.002	
7/27/2016	<0.002	
9/19/2016	<0.002	
11/17/2016	<0.002	
2/1/2017	<0.002	
3/24/2017	<0.002	
5/3/2017	<0.002	
8/7/2017	<0.002	
1/25/2018	<0.002	
6/26/2018	<0.002	
1/24/2019	0.0014 (J)	
6/25/2019	0.0042	
9/11/2019	<0.002	
3/17/2020	<0.002	
9/14/2020	<0.002	
3/16/2021	<0.002	
8/20/2021	<0.002	
3/8/2022	<0.002	
8/11/2022	<0.002	
2/20/2023	<0.002	
8/10/2023	<0.002	
2/20/2024		<0.002

ND substitution: RL or RL/2 if <15% NDs.

Prediction Limit

Constituent: Chromium (mg/L) Analysis Run 8/13/2024 11:05 AM View: Appendix I

Plant Wansley Client: Southern Company Data: Wansley Landfill

	GWC-18	GWC-18
8/30/2011	0.0014	
10/26/2011	<0.002	
12/3/2011	<0.002	
2/8/2012	<0.002	
7/11/2012	<0.002	
1/8/2013	<0.002	
7/16/2013	<0.002	
1/14/2014	<0.002	
6/24/2014	<0.002	
1/13/2015	<0.002	
7/23/2015	<0.002	
1/27/2016	<0.002	
3/30/2016	<0.002	
5/26/2016	<0.002	
7/25/2016	<0.002	
9/19/2016	<0.002	
11/17/2016	<0.002	
2/1/2017	0.0014 (J)	
3/24/2017	<0.002	
5/3/2017	<0.002	
8/7/2017	<0.002	
1/25/2018	<0.002	
6/21/2018	<0.002	
1/28/2019	0.0012 (J)	
6/27/2019	0.0022	
9/11/2019	<0.002	
3/17/2020	<0.002	
9/14/2020	<0.002	
3/16/2021	<0.002	
8/24/2021	<0.002	
3/8/2022	<0.002	
8/11/2022	<0.002	
2/20/2023	<0.002	
8/9/2023	<0.002	
2/21/2024		<0.002

ND substitution: RL or RL/2 if <15% NDs.

Prediction Limit

Constituent: Chromium (mg/L) Analysis Run 8/13/2024 11:05 AM View: Appendix I

Plant Wansley Client: Southern Company Data: Wansley Landfill

	GWC-19	GWC-19
8/30/2011	0.0014	
10/26/2011	<0.002	
12/3/2011	<0.002	
2/8/2012	<0.002	
7/11/2012	<0.002	
1/8/2013	<0.002	
7/16/2013	<0.002	
1/21/2014	<0.002	
6/24/2014	<0.002	
1/13/2015	<0.002	
7/23/2015	<0.002	
1/27/2016	<0.002	
3/30/2016	<0.002	
5/26/2016	<0.002	
7/25/2016	<0.002	
9/19/2016	<0.002	
11/17/2016	<0.002	
2/2/2017	<0.002	
3/24/2017	<0.002	
5/3/2017	<0.002	
8/7/2017	<0.002	
1/25/2018	<0.002	
6/21/2018	<0.002	
1/28/2019	<0.002	
6/26/2019	0.0023	
9/12/2019	0.0024	
3/18/2020	<0.002	
9/15/2020	<0.002	
3/17/2021	<0.002	
8/24/2021	<0.002	
3/8/2022	<0.002	
8/11/2022	<0.002	
2/21/2023	<0.002	
8/9/2023	<0.002	
2/21/2024		<0.002

ND substitution: RL or RL/2 if <15% NDs.

Prediction Limit

Constituent: Chromium (mg/L) Analysis Run 8/13/2024 11:05 AM View: Appendix I

Plant Wansley Client: Southern Company Data: Wansley Landfill

	GWC-20	GWC-20
8/31/2011	0.0016	
10/27/2011	<0.002	
12/4/2011	<0.002	
2/8/2012	<0.002	
7/11/2012	<0.002	
1/8/2013	<0.002	
7/16/2013	<0.002	
1/21/2014	<0.002	
6/24/2014	<0.002	
1/13/2015	<0.002	
7/23/2015	<0.002	
1/27/2016	<0.002	
3/30/2016	<0.002	
5/26/2016	<0.002	
7/25/2016	<0.002	
9/20/2016	<0.002	
11/17/2016	<0.002	
2/2/2017	<0.002	
3/28/2017	<0.002	
5/4/2017	<0.002	
8/7/2017	0.0017 (J)	
1/26/2018	<0.002	
6/21/2018	<0.002	
1/28/2019	0.0011 (J)	
6/25/2019	0.0023	
9/11/2019	0.0027	
3/18/2020	<0.002	
9/15/2020	<0.002	
3/16/2021	<0.002	
8/24/2021	<0.002	
3/7/2022	<0.002	
8/16/2022	<0.002	
2/22/2023	<0.002	
8/9/2023	0.0015 (J)	
2/20/2024		<0.002

ND substitution: RL or RL/2 if <15% NDs.

Prediction Limit

Constituent: Chromium (mg/L) Analysis Run 8/13/2024 11:05 AM View: Appendix I

Plant Wansley Client: Southern Company Data: Wansley Landfill

	GWC-21	GWC-21
8/31/2011	0.0014	
10/27/2011	<0.002	
12/4/2011	<0.002	
2/8/2012	<0.002	
7/17/2012	<0.002	
1/9/2013	<0.002	
7/16/2013	<0.002	
1/21/2014	<0.002	
6/24/2014	<0.002	
1/13/2015	<0.002	
7/23/2015	<0.002	
1/26/2016	<0.002	
3/30/2016	<0.002	
5/26/2016	<0.002	
7/26/2016	<0.002	
9/20/2016	<0.002	
11/17/2016	<0.002	
2/2/2017	<0.002	
3/28/2017	<0.002	
5/4/2017	<0.002	
8/7/2017	<0.002	
1/26/2018	<0.002	
6/20/2018	<0.002	
1/24/2019	0.0012 (J)	
6/25/2019	0.0021	
9/11/2019	0.0022	
3/18/2020	<0.002	
9/15/2020	<0.002	
3/16/2021	<0.002	
8/19/2021	<0.002	
3/7/2022	<0.002	
8/16/2022	<0.002	
2/21/2023	<0.002	
8/9/2023	<0.002	
2/19/2024		<0.002

ND substitution: RL or RL/2 if <15% NDs.

Prediction Limit

Constituent: Chromium (mg/L) Analysis Run 8/13/2024 11:05 AM View: Appendix I

Plant Wansley Client: Southern Company Data: Wansley Landfill

	GWC-22	GWC-22
9/15/2011	<0.002	
10/29/2011	<0.002	
12/13/2011	<0.002	
1/25/2012	<0.002	
7/18/2012	0.0016	
1/22/2013	0.0019	
7/16/2013	<0.002	
1/21/2014	<0.002	
6/25/2014	0.0011 (J)	
1/14/2015	<0.002	
7/23/2015	0.0015	
1/26/2016	<0.002	
3/31/2016	<0.002	
5/26/2016	<0.002	
7/26/2016	<0.002	
9/20/2016	0.0011 (J)	
11/17/2016	<0.002	
2/3/2017	0.0011 (J)	
3/28/2017	0.0027	
5/3/2017	0.0018 (J)	
8/8/2017	<0.002	
1/25/2018	<0.002	
6/20/2018	0.0015 (J)	
1/24/2019	0.0021 (J)	
6/25/2019	0.003	
9/10/2019	0.0026	
3/18/2020	<0.002	
9/10/2020	<0.002	
3/15/2021	<0.002	
8/19/2021	<0.002	
3/8/2022	<0.002	
8/17/2022	<0.002	
2/14/2023	<0.002	
8/14/2023	0.0015 (J)	
2/14/2024		0.0014 (J)

ND substitution: RL or RL/2 if <15% NDs.

Prediction Limit

Constituent: Chromium (mg/L) Analysis Run 8/13/2024 11:05 AM View: Appendix I

Plant Wansley Client: Southern Company Data: Wansley Landfill

	GWC-23	GWC-23
9/16/2011	0.0019	
10/29/2011	<0.002	
12/13/2011	<0.002	
1/31/2012	<0.002	
7/18/2012	<0.002	
1/22/2013	<0.002	
7/23/2013	0.0013	
1/22/2014	<0.002	
7/1/2014	0.0011 (J)	
1/22/2015	<0.002	
7/29/2015	0.0012 (J)	
1/21/2016	<0.002	
3/29/2016	0.00226 (J)	
5/25/2016	<0.002	
7/27/2016	<0.002	
9/20/2016	<0.002	
11/18/2016	<0.002	
2/3/2017	<0.002	
3/28/2017	<0.002	
5/4/2017	<0.002	
8/8/2017	<0.002	
1/25/2018	<0.002	
6/20/2018	<0.002	
1/25/2019	0.0017 (J)	
6/26/2019	0.0023	
9/12/2019	0.0024	
3/18/2020	<0.002	
9/10/2020	<0.002	
3/18/2021	<0.002	
8/23/2021	<0.002	
3/9/2022	<0.002	
8/16/2022	<0.002	
2/21/2023	<0.002	
8/15/2023	<0.002	
2/19/2024		<0.002

ND substitution: RL or RL/2 if <15% NDs.

Prediction Limit

Constituent: Chromium (mg/L) Analysis Run 8/13/2024 11:05 AM View: Appendix I

Plant Wansley Client: Southern Company Data: Wansley Landfill

	GWC-24	GWC-24
7/8/2014	<0.002	
7/31/2015	<0.002	
1/20/2016	<0.002	
3/30/2016	<0.002	
5/25/2016	<0.002	
7/27/2016	<0.002	
9/16/2016	<0.002	
11/18/2016	<0.002	
2/3/2017	0.0011 (J)	
3/29/2017	<0.002	
5/4/2017	<0.002	
8/8/2017	<0.002	
1/25/2018	<0.002	
6/27/2018	<0.002	
1/31/2019	0.0022 (J)	
6/26/2019	0.0027	
9/11/2019	0.0023	
3/12/2020	<0.002	
9/15/2020	<0.002	
3/18/2021	<0.002	
8/19/2021	<0.002	
3/10/2022	<0.002	
8/18/2022	<0.002	
2/16/2023	<0.002	
8/16/2023	<0.002	
2/22/2024		<0.002

ND substitution: RL or RL/2 if <15% NDs.

Prediction Limit

Constituent: Chromium (mg/L) Analysis Run 8/13/2024 11:05 AM View: Appendix I

Plant Wansley Client: Southern Company Data: Wansley Landfill

	GWC-25	GWC-25
9/17/2011	0.0015	
10/31/2011	<0.002	
12/14/2011	<0.002	
2/7/2012	0.0065 (O)	
7/17/2012	0.0025	
7/24/2013	0.0017	
1/23/2014	<0.002	
7/8/2014	<0.002	
1/21/2015	<0.002	
7/30/2015	<0.002	
1/21/2016	0.002	
3/28/2016	<0.002	
5/25/2016	<0.002	
7/27/2016	<0.002	
9/19/2016	<0.002	
11/15/2016	<0.002	
1/24/2017	0.0043	
3/23/2017	<0.002	
5/2/2017	0.015 (O)	
8/3/2017	<0.002	
1/25/2018	<0.002	
6/27/2018	<0.002	
1/24/2019	0.0026	
6/25/2019	0.003	
9/11/2019	0.0034	
3/12/2020	<0.002	
9/14/2020	<0.002	
3/17/2021	<0.002	
8/19/2021	0.0016 (J)	
3/8/2022	<0.002	
8/10/2022	<0.002	
2/21/2023	<0.002	
8/15/2023	<0.002	
2/21/2024		<0.002

ND substitution: RL or RL/2 if <15% NDs.

Prediction Limit

Constituent: Chromium (mg/L) Analysis Run 8/13/2024 11:05 AM View: Appendix I

Plant Wansley Client: Southern Company Data: Wansley Landfill

	GWC-26	GWC-26
9/17/2011	0.0018	
10/29/2011	<0.002	
12/14/2011	<0.002	
2/7/2012	<0.002	
7/17/2012	<0.002	
1/24/2013	<0.002	
7/24/2013	<0.002	
1/23/2014	<0.002	
7/8/2014	<0.002	
1/21/2015	<0.002	
7/31/2015	<0.002	
1/25/2016	<0.002	
3/24/2016	<0.002	
5/25/2016	<0.002	
7/26/2016	<0.002	
9/19/2016	<0.002	
11/14/2016	<0.002	
1/19/2017	<0.002	
3/16/2017	<0.002	
5/1/2017	<0.002	
8/3/2017	<0.002	
1/22/2018	<0.002	
6/27/2018	<0.002	
1/24/2019	0.0018 (J)	
6/25/2019	0.003	
9/12/2019	0.0033	
3/13/2020	<0.002	
9/15/2020	<0.002	
3/17/2021	<0.002	
8/19/2021	<0.002	
3/9/2022	<0.002	
8/10/2022	<0.002	
2/21/2023	<0.002	
8/16/2023	<0.002	
2/20/2024		<0.002

ND substitution: RL or RL/2 if <15% NDs.

Prediction Limit

Constituent: Chromium (mg/L) Analysis Run 8/13/2024 11:05 AM View: Appendix I

Plant Wansley Client: Southern Company Data: Wansley Landfill

	GWC-27	GWC-27
9/17/2011	<0.002	
10/29/2011	<0.002	
12/14/2011	<0.002	
1/25/2012	<0.002	
7/17/2012	<0.002	
1/24/2013	<0.002	
7/24/2013	<0.002	
1/23/2014	<0.002	
7/8/2014	<0.002	
1/21/2015	<0.002	
7/30/2015	<0.002	
1/22/2016	<0.002	
3/23/2016	<0.002	
5/24/2016	<0.002	
7/26/2016	<0.002	
9/19/2016	<0.002	
11/11/2016	<0.002	
1/20/2017	<0.002	
3/16/2017	<0.002	
4/28/2017	<0.002	
8/3/2017	<0.002	
1/19/2018	<0.002	
6/27/2018	<0.002	
1/24/2019	0.0015 (J)	
6/26/2019	0.0022	
9/12/2019	0.0024	
3/12/2020	<0.002	
9/9/2020	<0.002	
3/18/2021	<0.002	
8/23/2021	<0.002	
3/8/2022	<0.002	
8/10/2022	<0.002	
2/20/2023	<0.002	
8/15/2023	<0.002	
2/20/2024		0.0014 (J)

ND substitution: RL or RL/2 if <15% NDs.

Prediction Limit

Constituent: Chromium (mg/L) Analysis Run 8/13/2024 11:05 AM View: Appendix I

Plant Wansley Client: Southern Company Data: Wansley Landfill

	GWC-30	GWC-30
9/15/2011	<0.002	
10/28/2011	<0.002	
12/13/2011	<0.002	
2/8/2012	<0.002	
7/18/2012	<0.002	
1/24/2013	<0.002	
7/24/2013	<0.002	
1/23/2014	<0.002	
7/1/2014	<0.002	
1/20/2015	<0.002	
7/30/2015	<0.002	
1/19/2016	<0.002	
3/23/2016	<0.002	
5/20/2016	<0.002	
7/21/2016	<0.002	
9/20/2016	0.0011 (J)	
11/14/2016	<0.002	
1/24/2017	<0.002	
3/17/2017	<0.002	
5/1/2017	<0.002	
8/4/2017	<0.002	
1/24/2018	<0.002	
6/21/2018	0.0015 (J)	
1/30/2019	0.0018 (J)	
6/27/2019	0.0025	
9/10/2019	0.0019 (J)	
3/11/2020	<0.002	
9/10/2020	<0.002	
3/18/2021	<0.002	
8/23/2021	<0.002	
3/2/2022	<0.002	
8/10/2022	<0.002	
2/14/2023	<0.002	
8/16/2023	<0.002	
2/21/2024		<0.002

ND substitution: RL or RL/2 if <15% NDs.

Prediction Limit

Constituent: Chromium (mg/L) Analysis Run 8/13/2024 11:05 AM View: Appendix I

Plant Wansley Client: Southern Company Data: Wansley Landfill

	GWC-31	GWC-31
9/17/2011	0.0052	
10/31/2011	<0.002	
2/7/2012	<0.002	
1/23/2013	<0.002	
1/23/2014	0.002	
7/1/2014	0.0046	
1/21/2015	0.0026	
1/25/2016	0.0014	
3/30/2016	0.00334 (J)	
5/25/2016	0.00321 (J)	
7/27/2016	0.0043	
1/25/2017	0.0027	
3/23/2017	0.0022 (J)	
5/2/2017	0.0027	
7/19/2017	0.0019 (J)	
8/4/2017	0.0021 (J)	
1/23/2018	0.012	
6/27/2018	0.0017 (J)	
1/31/2019	0.0031	
6/26/2019	0.0037	
9/11/2019	0.0084	
3/17/2020	<0.002	
9/11/2020	0.0018 (J)	
3/16/2021	0.002	
8/25/2021	<0.002	
3/10/2022	<0.002	
8/16/2022	<0.002	
2/22/2023	0.0014 (J)	
8/16/2023	0.0041	
2/21/2024		<0.002

ND substitution: RL or RL/2 if <15% NDs.

Prediction Limit

Constituent: Chromium (mg/L) Analysis Run 8/13/2024 11:05 AM View: Appendix I

Plant Wansley Client: Southern Company Data: Wansley Landfill

	GWC-32	GWC-32
9/15/2011	<0.002	
10/31/2011	<0.002	
12/13/2011	<0.002	
2/1/2012	<0.002	
7/17/2012	<0.002	
1/23/2013	<0.002	
7/24/2013	<0.002	
1/23/2014	<0.002	
7/1/2014	<0.002	
1/20/2015	<0.002	
7/30/2015	<0.002	
1/25/2016	<0.002	
3/23/2016	<0.002	
5/24/2016	<0.002	
7/22/2016	<0.002	
9/16/2016	<0.002	
11/15/2016	<0.002	
1/26/2017	<0.002	
3/24/2017	<0.002	
5/2/2017	<0.002	
8/3/2017	0.0053 (O)	
1/23/2018	<0.002	
6/26/2018	<0.002	
1/30/2019	0.0017 (J)	
6/27/2019	0.0022	
9/12/2019	0.0024	
3/18/2020	<0.002	
9/15/2020	<0.002	
3/17/2021	<0.002	
8/24/2021	<0.002	
3/9/2022	<0.002	
8/10/2022	<0.002	
2/15/2023	<0.002	
8/15/2023	<0.002	
2/20/2024		0.0019 (J)

ND substitution: RL or RL/2 if <15% NDs.

Prediction Limit

Constituent: Chromium (mg/L) Analysis Run 8/13/2024 11:05 AM View: Appendix I

Plant Wansley Client: Southern Company Data: Wansley Landfill

	GWC-33	GWC-33
9/16/2011	<0.002	
10/30/2011	<0.002	
12/13/2011	<0.002	
2/1/2012	<0.002	
7/17/2012	<0.002	
1/23/2013	<0.002	
7/17/2013	<0.002	
1/23/2014	<0.002	
1/20/2015	0.0013	
7/29/2015	0.0028	
1/25/2016	0.001 (J)	
3/23/2016	<0.002	
5/24/2016	<0.002	
7/22/2016	<0.002	
9/16/2016	<0.002	
11/17/2016	0.0034	
1/25/2017	<0.002	
3/23/2017	0.0032	
5/1/2017	<0.002	
8/4/2017	<0.002	
1/23/2018	<0.002	
6/26/2018	<0.002	
1/30/2019	0.0026	
6/26/2019	0.0022	
9/12/2019	0.0032	
3/12/2020	0.0018 (J)	
9/16/2020	<0.002	
3/18/2021	<0.002	
8/24/2021	<0.002	
3/9/2022	<0.002	
8/15/2022	<0.002	
2/20/2023	<0.002	
8/15/2023	0.0012 (J)	
2/20/2024		0.0025

ND substitution: RL or RL/2 if <15% NDs.

Prediction Limit

Constituent: Chromium (mg/L) Analysis Run 8/13/2024 11:05 AM View: Appendix I

Plant Wansley Client: Southern Company Data: Wansley Landfill

	GWC-34	GWC-34
9/16/2011	<0.002	
10/31/2011	<0.002	
12/12/2011	<0.002	
2/1/2012	<0.002	
7/16/2012	<0.002	
1/22/2013	<0.002	
7/17/2013	<0.002	
1/23/2014	<0.002	
6/25/2014	<0.002	
1/14/2015	<0.002	
7/29/2015	<0.002	
1/21/2016	<0.002	
3/24/2016	<0.002	
5/23/2016	<0.002	
7/21/2016	<0.002	
9/15/2016	<0.002	
11/15/2016	<0.002	
1/25/2017	<0.002	
3/22/2017	<0.002	
5/1/2017	<0.002	
8/3/2017	<0.002	
1/23/2018	<0.002	
6/20/2018	<0.002	
1/28/2019	0.00076 (J)	
6/26/2019	0.0022	
9/11/2019	0.0034	
3/11/2020	<0.002	
9/11/2020	<0.002	
3/16/2021	<0.002	
8/24/2021	<0.002	
3/2/2022	<0.002	
8/10/2022	<0.002	
2/20/2023	<0.002	
8/16/2023	<0.002	
2/22/2024		<0.002

ND substitution: RL or RL/2 if <15% NDs.

Prediction Limit

Constituent: Chromium (mg/L) Analysis Run 8/13/2024 11:05 AM View: Appendix I

Plant Wansley Client: Southern Company Data: Wansley Landfill

	GWC-35	GWC-35
9/16/2011	<0.002	
10/31/2011	<0.002	
12/12/2011	<0.002	
2/1/2012	<0.002	
7/16/2012	<0.002	
1/22/2013	<0.002	
7/2/2013	<0.002	
1/21/2014	<0.002	
6/25/2014	<0.002	
1/14/2015	<0.002	
7/28/2015	<0.002	
1/21/2016	<0.002	
3/24/2016	<0.002	
5/23/2016	<0.002	
7/21/2016	<0.002	
9/15/2016	<0.002	
11/15/2016	<0.002	
1/26/2017	<0.002	
3/22/2017	<0.002	
5/2/2017	<0.002	
8/3/2017	<0.002	
1/23/2018	<0.002	
6/19/2018	<0.002	
1/21/2019	0.0013 (J)	
6/26/2019	0.0022	
9/12/2019	0.0026	
3/11/2020	<0.002	
9/11/2020	<0.002	
3/16/2021	<0.002	
8/18/2021	<0.002	
3/2/2022	<0.002	
8/15/2022	<0.002	
2/20/2023	<0.002	
8/16/2023	<0.002	
2/22/2024		<0.002

ND substitution: RL or RL/2 if <15% NDs.

Prediction Limit

Constituent: Chromium (mg/L) Analysis Run 8/13/2024 11:05 AM View: Appendix I

Plant Wansley Client: Southern Company Data: Wansley Landfill

	GWC-5	GWC-5
8/31/2011	<0.002	
10/27/2011	<0.002	
12/5/2011	<0.002	
1/25/2012	<0.002	
7/18/2012	<0.002	
1/9/2013	<0.002	
7/17/2013	<0.002	
1/15/2014	<0.002	
6/25/2014	<0.002	
1/13/2015	0.0012 (J)	
7/24/2015	<0.002	
1/20/2016	<0.002	
3/28/2016	<0.002	
5/23/2016	<0.002	
7/21/2016	0.0011 (J)	
9/15/2016	<0.002	
11/15/2016	<0.002	
1/26/2017	0.0013 (J)	
3/22/2017	0.024 (O)	
5/2/2017	<0.002	
8/3/2017	<0.002	
1/23/2018	<0.002	
6/25/2018	<0.002	
1/30/2019	0.0021 (J)	
6/26/2019	0.0029	
9/12/2019	0.0033	
3/16/2020	0.0017 (J)	
9/9/2020	<0.002	
3/17/2021	0.0015 (J)	
8/19/2021	<0.002	
3/2/2022	<0.002	
8/11/2022	<0.002	
2/20/2023	0.0017 (J)	
8/14/2023	0.0015 (J)	
2/14/2024		0.0012 (J)

ND substitution: RL or RL/2 if <15% NDs.

Prediction Limit

Constituent: Chromium (mg/L) Analysis Run 8/13/2024 11:05 AM View: Appendix I

Plant Wansley Client: Southern Company Data: Wansley Landfill

	GWC-6	GWC-6
8/31/2011	<0.002	
10/30/2011	0.0016	
12/5/2011	<0.002	
1/25/2012	<0.002	
7/24/2012	<0.002	
1/8/2013	<0.002	
7/9/2013	<0.002	
1/15/2014	<0.002	
6/25/2014	<0.002	
1/20/2015	<0.002	
7/24/2015	<0.002	
1/20/2016	<0.002	
3/28/2016	<0.002	
5/24/2016	<0.002	
7/21/2016	<0.002	
9/15/2016	<0.002	
11/16/2016	<0.002	
1/26/2017	<0.002	
3/22/2017	<0.002	
5/2/2017	<0.002	
8/3/2017	<0.002	
1/23/2018	<0.002	
6/25/2018	<0.002	
1/30/2019	0.002 (J)	
6/26/2019	0.0027	
9/12/2019	0.0049	
3/16/2020	<0.002	
9/11/2020	<0.002	
3/17/2021	<0.002	
8/18/2021	<0.002	
3/2/2022	<0.002	
8/11/2022	<0.002	
2/20/2023	<0.002	
8/14/2023	<0.002	
2/14/2024		<0.002

ND substitution: RL or RL/2 if <15% NDs.

Prediction Limit

Constituent: Chromium (mg/L) Analysis Run 8/13/2024 11:05 AM View: Appendix I

Plant Wansley Client: Southern Company Data: Wansley Landfill

	GWC-7	GWC-7
9/7/2011	<0.002	
10/30/2011	<0.002	
12/5/2011	<0.002	
1/25/2012	<0.002	
7/18/2012	<0.002	
1/7/2013	<0.002	
7/9/2013	<0.002	
1/14/2014	<0.002	
6/24/2014	0.0018	
1/20/2015	<0.002	
7/27/2015	<0.002	
1/26/2016	<0.002	
3/29/2016	<0.002	
5/24/2016	<0.002	
7/22/2016	<0.002	
9/15/2016	<0.002	
11/16/2016	<0.002	
1/26/2017	<0.002	
3/22/2017	<0.002	
5/2/2017	<0.002	
8/4/2017	<0.002	
1/23/2018	<0.002	
6/25/2018	<0.002	
1/21/2019	0.0012 (J)	
6/25/2019	0.0021	
9/10/2019	<0.002	
3/12/2020	<0.002	
9/14/2020	<0.002	
3/16/2021	<0.002	
8/19/2021	<0.002	
3/2/2022	<0.002	
8/11/2022	<0.002	
2/21/2023	<0.002	
8/9/2023	<0.002	
2/21/2024		<0.002

ND substitution: RL or RL/2 if <15% NDs.

Prediction Limit

Constituent: Chromium (mg/L) Analysis Run 8/13/2024 11:05 AM View: Appendix I

Plant Wansley Client: Southern Company Data: Wansley Landfill

	GWC-8	GWC-8
9/7/2011	<0.002	
10/30/2011	<0.002	
12/5/2011	<0.002	
1/19/2012	<0.002	
7/18/2012	<0.002	
1/7/2013	<0.002	
7/9/2013	<0.002	
1/14/2014	<0.002	
6/24/2014	<0.002	
1/20/2015	<0.002	
7/27/2015	<0.002	
1/26/2016	<0.002	
3/29/2016	<0.002	
5/24/2016	<0.002	
7/26/2016	<0.002	
9/19/2016	<0.002	
11/16/2016	<0.002	
1/26/2017	<0.002	
3/23/2017	<0.002	
5/3/2017	<0.002	
8/7/2017	<0.002	
1/24/2018	<0.002	
6/21/2018	<0.002	
1/22/2019	0.0014 (J)	
6/25/2019	0.0024	
9/10/2019	0.0018 (J)	
3/12/2020	<0.002	
9/14/2020	<0.002	
3/16/2021	0.0027	
8/20/2021	<0.002	
3/2/2022	<0.002	
8/11/2022	<0.002	
2/15/2023	<0.002	
8/9/2023	<0.002	
2/21/2024		<0.002

ND substitution: RL or RL/2 if <15% NDs.

Prediction Limit

Constituent: Chromium (mg/L) Analysis Run 8/13/2024 11:05 AM View: Appendix I

Plant Wansley Client: Southern Company Data: Wansley Landfill

	GWC-9	GWC-9
9/7/2011	0.0013	
10/30/2011	<0.002	
12/4/2011	0.0021	
1/19/2012	<0.002	
7/18/2012	<0.002	
1/8/2013	0.0019	
7/9/2013	0.002	
1/14/2014	<0.002	
6/24/2014	0.0029	
1/20/2015	<0.002	
7/27/2015	0.0013	
1/26/2016	<0.002	
3/29/2016	<0.002	
5/24/2016	<0.002	
7/25/2016	<0.002	
9/19/2016	<0.002	
11/16/2016	<0.002	
1/31/2017	0.0015 (J)	
3/23/2017	0.0021 (J)	
5/2/2017	0.0016 (J)	
8/7/2017	0.0024 (J)	
1/24/2018	0.0019 (J)	
6/21/2018	0.0023 (J)	
1/22/2019	0.0027	
6/25/2019	0.0048	
9/16/2019	0.0027	
3/16/2020	0.0015 (J)	
9/11/2020	0.0017 (J)	
3/16/2021	0.0073 (o)	
8/25/2021	0.0024	
3/9/2022	<0.002	
8/16/2022	0.0017 (J)	
2/15/2023	<0.002	
8/9/2023	0.0019 (J)	
2/19/2024		0.0015 (J)

ND substitution: RL or RL/2 if <15% NDs.

Prediction Limit

Constituent: Cobalt (mg/L) Analysis Run 8/13/2024 11:05 AM View: Appendix I

Plant Wansley Client: Southern Company Data: Wansley Landfill

	GWA-1	GWA-1
9/16/2011	<0.0025	
10/27/2011	<0.0025	
12/13/2011	<0.0025	
1/31/2012	<0.0025	
7/18/2012	<0.0025	
1/24/2013	<0.0025	
7/17/2013	<0.0025	
1/21/2014	<0.0025	
6/25/2014	<0.0025	
1/14/2015	0.00068 (J)	
7/21/2015	<0.0025	
1/21/2016	<0.0025	
3/23/2016	<0.0025	
5/20/2016	<0.0025	
7/21/2016	<0.0025	
9/15/2016	<0.0025	
11/11/2016	<0.0025	
1/19/2017	<0.0025	
3/16/2017	<0.0025	
4/28/2017	0.00044 (J)	
8/3/2017	<0.0025	
1/19/2018	<0.0025	
6/19/2018	<0.0025	
1/17/2019	0.00033 (J)	
6/24/2019	0.00019 (J)	
9/9/2019	0.00019 (J)	
3/10/2020	0.00017 (J)	
9/9/2020	<0.0025	
3/15/2021	0.00022 (J)	
8/16/2021	<0.0025	
2/28/2022	0.00087 (J)	
8/9/2022	0.00038 (J)	
2/14/2023	<0.0025	
8/9/2023	0.00023 (J)	
2/13/2024		0.00041 (J)

ND substitution: RL or RL/2 if <15% NDs.

Prediction Limit

Constituent: Cobalt (mg/L) Analysis Run 8/13/2024 11:05 AM View: Appendix I

Plant Wansley Client: Southern Company Data: Wansley Landfill

	GWA-2	GWA-2
9/17/2011	<0.0025	
10/27/2011	<0.0025	
12/14/2011	<0.0025	
2/7/2012	<0.0025	
7/23/2012	<0.0025	
1/23/2013	<0.0025	
7/24/2013	<0.0025	
1/22/2014	<0.0025	
7/1/2014	0.00056 (J)	
1/22/2015	0.00067 (J)	
7/22/2015	<0.0025	
1/20/2016	<0.0025	
3/23/2016	<0.0025	
5/24/2016	<0.0025	
7/26/2016	<0.0025	
9/16/2016	0.0011 (J)	
11/10/2016	<0.0025	
1/19/2017	<0.0025	
3/17/2017	<0.0025	
4/28/2017	0.00045 (J)	
8/2/2017	<0.0025	
1/19/2018	<0.0025	
6/19/2018	0.00061 (J)	
1/17/2019	0.00018 (J)	
6/24/2019	0.00019 (J)	
9/10/2019	0.00029 (J)	
3/10/2020	0.00017 (J)	
9/10/2020	0.00019 (J)	
3/15/2021	0.00021 (J)	
8/18/2021	0.0002 (J)	
3/1/2022	<0.0025	
8/9/2022	<0.0025	
2/14/2023	<0.0025	
8/9/2023	<0.0025	
2/14/2024		<0.0025

ND substitution: RL or RL/2 if <15% NDs.

Prediction Limit

Constituent: Cobalt (mg/L) Analysis Run 8/13/2024 11:05 AM View: Appendix I

Plant Wansley Client: Southern Company Data: Wansley Landfill

	GWA-29	GWA-29
9/17/2011	<0.0025	
10/28/2011	<0.0025	
12/12/2011	<0.0025	
1/31/2012	<0.0025	
7/17/2012	<0.0025	
1/24/2013	<0.0025	
7/24/2013	<0.0025	
1/22/2014	<0.0025	
7/8/2014	<0.0025	
1/21/2015	<0.0025	
7/22/2015	<0.0025	
1/19/2016	<0.0025 (D)	
3/22/2016	<0.0025	
5/19/2016	<0.0025	
7/21/2016	<0.0025	
1/17/2017	<0.0025	
4/27/2017	<0.0025	
7/18/2017	<0.0025	
8/1/2017	<0.0025	
1/19/2018	<0.0025	
6/19/2018	<0.0025	
1/18/2019	<0.0025	
6/25/2019	0.00012 (J)	
9/10/2019	8.9E-05 (J)	
3/10/2020	<0.0025	
9/9/2020	<0.0025	
3/15/2021	<0.0025	
8/18/2021	<0.0025	
3/2/2022	<0.0025	
8/9/2022	<0.0025	
2/13/2023	<0.0025	
8/8/2023	<0.0025	
2/14/2024		<0.0025

ND substitution: RL or RL/2 if <15% NDs.

Prediction Limit

Constituent: Cobalt (mg/L) Analysis Run 8/13/2024 11:05 AM View: Appendix I

Plant Wansley Client: Southern Company Data: Wansley Landfill

	GWA-3
8/31/2011	0.0028
6/25/2014	0.00075 (J)
7/21/2015	0.00066 (J)
3/31/2016	<0.0025
5/25/2016	<0.0025
7/27/2016	<0.0025
8/1/2017	<0.0025
10/3/2017	<0.0025
6/20/2018	<0.0025
1/18/2019	0.00011 (J)
6/25/2019	0.00042 (J)
9/11/2019	0.00017 (J)
3/10/2020	0.00081 (J)
9/9/2020	0.00076 (J)
3/15/2021	0.0015 (J)
8/18/2021	0.00024 (J)
3/1/2022	0.00052 (J)
8/9/2022	<0.0025
2/14/2023	<0.0025
8/8/2023	0.00028 (J)

ND substitution: RL or RL/2 if <15% NDs.

Prediction Limit

Constituent: Cobalt (mg/L) Analysis Run 8/13/2024 11:05 AM View: Appendix I

Plant Wansley Client: Southern Company Data: Wansley Landfill

	GWA-4	GWA-4
8/31/2011	0.0028	
10/27/2011	<0.0025	
12/14/2011	<0.0025	
2/1/2012	0.0027	
7/23/2012	0.0073	
1/23/2013	0.0029	
7/17/2013	0.0033	
1/15/2014	0.0076	
6/25/2014	0.0044	
1/14/2015	0.015	
7/21/2015	0.0053	
1/20/2016	0.0034	
3/23/2016	0.00443 (J)	
5/19/2016	0.00361 (J)	
7/21/2016	0.0058	
9/14/2016	0.0075	
11/10/2016	0.01	
1/17/2017	0.013	
3/16/2017	0.0059	
4/27/2017	0.0052	
8/2/2017	0.005	
1/22/2018	0.0046	
6/19/2018	0.005	
1/17/2019	0.0038	
6/24/2019	0.006	
9/10/2019	0.0062	
3/10/2020	0.0035	
9/9/2020	0.0047	
3/15/2021	0.0073	
8/18/2021	0.005	
3/1/2022	0.0067	
8/9/2022	0.0075	
2/14/2023	0.0037	
8/9/2023	0.003	
2/14/2024		0.0028

ND substitution: RL or RL/2 if <15% NDs.

Prediction Limit

Constituent: Cobalt (mg/L) Analysis Run 8/13/2024 11:05 AM View: Appendix I

Plant Wansley Client: Southern Company Data: Wansley Landfill

	GWC-10	GWC-10
1/25/2016	0.0048	
3/30/2016	0.0025 (J)	
5/25/2016	0.00272 (J)	
7/27/2016	0.0052	
9/16/2016	0.0048	
11/17/2016	0.0095	
2/1/2017	0.009	
3/24/2017	0.0026	
5/3/2017	0.0073	
8/8/2017	0.0037	
1/25/2018	0.01	
6/21/2018	0.012	
1/31/2019	0.0063	
6/26/2019	0.0051	
9/17/2019	0.006	
3/17/2020	0.0038	
9/10/2020	0.0046	
3/18/2021	0.0018 (J)	
8/20/2021	0.0041	
3/8/2022	0.0028	
8/16/2022	0.0011 (J)	
2/15/2023	0.0042	
8/10/2023	0.0028	
2/20/2024		0.0034

Prediction Limit

Constituent: Cobalt (mg/L) Analysis Run 8/13/2024 11:05 AM View: Appendix I

Plant Wansley Client: Southern Company Data: Wansley Landfill

	GWC-11	GWC-11
9/13/2011	0.013	
10/28/2011	0.014	
12/4/2011	0.011	
2/9/2012	0.0091	
7/18/2012	0.0061	
1/8/2013	0.0035	
7/9/2013	0.0044	
1/15/2014	0.0043	
6/25/2014	0.011	
1/21/2015	0.0057	
7/28/2015	0.009	
1/26/2016	0.0025	
3/29/2016	0.00664 (J)	
5/25/2016	0.0102	
7/25/2016	0.0059	
9/19/2016	0.0061	
11/16/2016	0.005	
1/31/2017	0.012	
3/23/2017	0.013	
5/2/2017	0.013	
8/7/2017	0.0099	
1/24/2018	0.0047	
6/20/2018	0.0063	
1/24/2019	0.0015 (J)	
6/26/2019	0.0037	
9/16/2019	0.0034	
3/16/2020	0.0014 (J)	
9/10/2020	0.0026	
3/17/2021	0.0034	
8/23/2021	0.0019 (J)	
3/7/2022	0.0016 (J)	
8/15/2022	0.0014 (J)	
2/21/2023	0.00073 (J)	
8/14/2023	0.0013 (J)	
2/14/2024		0.0013 (J)

Prediction Limit

Constituent: Cobalt (mg/L) Analysis Run 8/13/2024 11:05 AM View: Appendix I

Plant Wansley Client: Southern Company Data: Wansley Landfill

	GWC-12	GWC-12
9/13/2011	<0.0025	
10/28/2011	<0.0025	
12/4/2011	<0.0025	
1/24/2012	<0.0025	
7/11/2012	<0.0025	
1/8/2013	<0.0025	
7/10/2013	<0.0025	
1/21/2014	<0.0025	
7/1/2014	<0.0025	
1/21/2015	<0.0025	
7/28/2015	<0.0025	
1/26/2016	<0.0025	
3/29/2016	<0.0025	
5/25/2016	<0.0025	
7/22/2016	<0.0025	
9/15/2016	<0.0025	
11/16/2016	<0.0025	
1/31/2017	<0.0025	
3/23/2017	<0.0025	
5/3/2017	<0.0025	
8/7/2017	<0.0025	
1/24/2018	<0.0025	
6/26/2018	<0.0025	
1/25/2019	0.00032 (J)	
6/26/2019	0.00039 (J)	
9/11/2019	0.00017 (J)	
3/18/2020	0.0012 (J)	
9/10/2020	0.0043	
3/16/2021	0.0013 (J)	
8/19/2021	0.00044 (J)	
3/7/2022	0.00071 (J)	
8/16/2022	<0.0025	
2/15/2023	0.0018 (J)	
8/14/2023	0.00033 (J)	
2/20/2024		0.00039 (J)

ND substitution: RL or RL/2 if <15% NDs.

Prediction Limit

Constituent: Cobalt (mg/L) Analysis Run 8/13/2024 11:05 AM View: Appendix I

Plant Wansley Client: Southern Company Data: Wansley Landfill

	GWC-14	GWC-14
9/13/2011	<0.0013	
10/27/2011	0.044 (O)	
12/3/2011	0.0037	
1/24/2012	0.021	
7/11/2012	<0.0013	
1/8/2013	<0.0013	
7/10/2013	0.0014	
1/21/2014	0.043	
7/1/2014	0.0011 (J)	
1/14/2015	0.019	
7/22/2015	0.016	
1/27/2016	0.45	
3/30/2016	0.176	
4/20/2016	0.13	
5/25/2016	0.0616	
7/26/2016	0.32	
9/15/2016	0.014	
11/17/2016	0.01	
2/1/2017	0.2	
3/23/2017	0.14	
5/3/2017	0.23	
8/7/2017	0.026	
1/25/2018	0.23	
6/20/2018	0.048	
1/22/2019	0.22	
6/25/2019	0.23	
9/12/2019	0.013	
3/17/2020	0.16	
9/10/2020	0.078	
3/17/2021	0.15	
8/23/2021	0.31	
3/7/2022	0.19	
8/16/2022	0.02	
2/17/2023	0.29	
8/14/2023	0.4	
2/19/2024		0.32

Prediction Limit

Constituent: Cobalt (mg/L) Analysis Run 8/13/2024 11:05 AM View: Appendix I

Plant Wansley Client: Southern Company Data: Wansley Landfill

	GWC-15	GWC-15
9/16/2011	<0.0025	
10/27/2011	<0.0025	
12/3/2011	<0.0025	
2/9/2012	<0.0025	
7/11/2012	<0.0025	
1/8/2013	<0.0025	
7/2/2013	<0.0025	
1/21/2014	<0.0025	
6/24/2014	<0.0025	
1/14/2015	0.00063 (J)	
7/22/2015	0.00065 (J)	
1/27/2016	0.0016	
3/30/2016	<0.0025	
5/25/2016	<0.0025	
7/26/2016	<0.0025	
9/20/2016	<0.0025	
11/17/2016	0.001 (J)	
2/1/2017	<0.0025	
3/23/2017	0.0013 (J)	
5/3/2017	0.00055 (J)	
8/4/2017	0.0018 (J)	
1/25/2018	0.00072 (J)	
6/20/2018	<0.0025	
1/22/2019	0.00016 (J)	
6/25/2019	0.00012 (J)	
9/17/2019	<0.0025	
3/16/2020	<0.0025	
9/10/2020	<0.0025	
3/18/2021	<0.0025	
8/24/2021	0.00018 (J)	
3/7/2022	<0.0025	
8/16/2022	<0.0025	
2/21/2023	<0.0025	
8/14/2023	<0.0025	
2/21/2024		<0.0025

ND substitution: RL or RL/2 if <15% NDs.

Prediction Limit

Constituent: Cobalt (mg/L) Analysis Run 8/13/2024 11:05 AM View: Appendix I

Plant Wansley Client: Southern Company Data: Wansley Landfill

	GWC-16	GWC-16
8/30/2011	0.0033 (O)	
10/26/2011	<0.0025	
12/3/2011	<0.0025	
1/25/2012	<0.0025	
7/11/2012	<0.0025	
1/8/2013	<0.0025	
7/2/2013	<0.0025	
1/14/2014	<0.0025	
6/25/2014	<0.0025	
1/13/2015	<0.0025	
7/22/2015	<0.0025	
1/27/2016	<0.0025	
3/30/2016	<0.0025	
5/25/2016	<0.0025	
7/27/2016	<0.0025	
9/16/2016	<0.0025	
11/17/2016	<0.0025	
2/1/2017	<0.0025	
3/24/2017	<0.0025	
5/3/2017	<0.0025	
8/7/2017	<0.0025	
1/25/2018	<0.0025	
6/20/2018	<0.0025	
1/25/2019	0.00013 (J)	
6/25/2019	<0.0025	
9/11/2019	<0.0025	
3/17/2020	<0.0025	
9/11/2020	<0.0025	
3/17/2021	<0.0025	
8/20/2021	<0.0025	
3/8/2022	<0.0025	
8/16/2022	<0.0025	
2/20/2023	<0.0025	
8/14/2023	<0.0025	
2/21/2024		<0.0025

ND substitution: RL or RL/2 if <15% NDs.

Prediction Limit

Constituent: Cobalt (mg/L) Analysis Run 8/13/2024 11:05 AM View: Appendix I

Plant Wansley Client: Southern Company Data: Wansley Landfill

	GWC-17	GWC-17
8/30/2011	<0.0025	
10/26/2011	<0.0025	
12/3/2011	<0.0025	
1/25/2012	<0.0025	
7/11/2012	<0.0025	
1/8/2013	<0.0025	
7/16/2013	<0.0025	
1/14/2014	<0.0025	
6/25/2014	<0.0025	
1/14/2015	<0.0025	
7/28/2015	<0.0025	
1/27/2016	<0.0025	
3/30/2016	<0.0025	
5/25/2016	<0.0025	
7/27/2016	<0.0025	
9/19/2016	<0.0025	
11/17/2016	<0.0025	
2/1/2017	<0.0025	
3/24/2017	<0.0025	
5/3/2017	<0.0025	
8/7/2017	<0.0025	
1/25/2018	<0.0025	
6/26/2018	<0.0025	
1/24/2019	<0.0025	
6/25/2019	<0.0025	
9/11/2019	<0.0025	
3/17/2020	<0.0025	
9/14/2020	<0.0025	
3/16/2021	<0.0025	
8/20/2021	<0.0025	
3/8/2022	<0.0025	
8/11/2022	<0.0025	
2/20/2023	<0.0025	
8/10/2023	<0.0025	
2/20/2024		0.00034 (J)

ND substitution: RL or RL/2 if <15% NDs.

Prediction Limit

Constituent: Cobalt (mg/L) Analysis Run 8/13/2024 11:05 AM View: Appendix I

Plant Wansley Client: Southern Company Data: Wansley Landfill

	GWC-19	GWC-19
8/30/2011	0.0042	
10/26/2011	<0.0025	
12/3/2011	0.0036	
2/8/2012	<0.0025	
7/11/2012	<0.0025	
1/8/2013	0.0017	
7/16/2013	<0.0025	
1/21/2014	0.00055 (J)	
6/24/2014	0.00071 (J)	
1/13/2015	0.00085 (J)	
7/23/2015	0.00099 (J)	
1/27/2016	0.00077 (J)	
3/30/2016	<0.0025	
5/26/2016	<0.0025	
7/25/2016	<0.0025	
9/19/2016	<0.0025	
11/17/2016	<0.0025	
2/2/2017	0.011 (O)	
3/24/2017	0.0016 (J)	
5/3/2017	0.0017 (J)	
8/7/2017	0.00081 (J)	
1/25/2018	0.00047 (J)	
6/21/2018	0.0009 (J)	
1/28/2019	0.00043 (J)	
6/26/2019	0.00042 (J)	
9/12/2019	0.00035 (J)	
3/18/2020	0.0016 (J)	
9/15/2020	0.0003 (J)	
3/17/2021	0.00038 (J)	
8/24/2021	0.00053 (J)	
3/8/2022	0.00038 (J)	
8/11/2022	<0.0025	
2/21/2023	0.00053 (J)	
8/9/2023	<0.0025	
2/21/2024		0.0003 (J)

ND substitution: RL or RL/2 if <15% NDs.

Prediction Limit

Constituent: Cobalt (mg/L) Analysis Run 8/13/2024 11:05 AM View: Appendix I

Plant Wansley Client: Southern Company Data: Wansley Landfill

	GWC-20	GWC-20
8/31/2011	<0.0025	
10/27/2011	<0.0025	
12/4/2011	<0.0025	
2/8/2012	<0.0025	
7/11/2012	<0.0025	
1/8/2013	<0.0025	
7/16/2013	<0.0025	
1/21/2014	<0.0025	
6/24/2014	0.00071 (J)	
1/13/2015	<0.0025	
7/23/2015	0.0011 (J)	
1/27/2016	<0.0025	
3/30/2016	<0.0025	
5/26/2016	<0.0025	
7/25/2016	0.00042 (J)	
9/20/2016	0.00064 (J)	
11/17/2016	<0.0025	
2/2/2017	<0.0025	
3/28/2017	<0.0025	
5/4/2017	<0.0025	
8/7/2017	<0.0025	
1/26/2018	0.00058 (J)	
6/21/2018	<0.0025	
1/28/2019	<0.0025	
6/25/2019	0.00012 (J)	
9/11/2019	<0.0025	
3/18/2020	<0.0025	
9/15/2020	<0.0025	
3/16/2021	<0.0025	
8/24/2021	<0.0025	
3/7/2022	<0.0025	
8/16/2022	<0.0025	
2/22/2023	<0.0025	
8/9/2023	<0.0025	
2/20/2024		<0.0025

ND substitution: RL or RL/2 if <15% NDs.

Prediction Limit

Constituent: Cobalt (mg/L) Analysis Run 8/13/2024 11:05 AM View: Appendix I

Plant Wansley Client: Southern Company Data: Wansley Landfill

	GWC-21	GWC-21
8/31/2011	0.0047	
10/27/2011	0.0032	
12/4/2011	0.003	
2/8/2012	0.0035	
7/17/2012	0.0043	
1/9/2013	0.0019	
7/16/2013	0.0043	
1/21/2014	0.00093 (J)	
6/24/2014	<0.0025	
1/13/2015	0.00058 (J)	
7/23/2015	<0.0025	
1/26/2016	0.0015	
3/30/2016	<0.0025	
5/26/2016	<0.0025	
7/26/2016	<0.0025	
9/20/2016	<0.0025	
11/17/2016	<0.0025	
2/2/2017	0.0004 (J)	
3/28/2017	0.00047 (J)	
5/4/2017	0.00043 (J)	
8/7/2017	0.0024 (J)	
1/26/2018	0.0048	
6/20/2018	0.0031	
1/24/2019	0.0028	
6/25/2019	0.0028	
9/11/2019	0.0017	
3/18/2020	0.0006 (J)	
9/15/2020	0.0027	
3/16/2021	0.0022 (J)	
8/19/2021	0.0049	
3/7/2022	0.0026	
8/16/2022	0.0031	
2/21/2023	0.0029	
8/9/2023	0.0042	
2/19/2024		0.0025

ND substitution: RL or RL/2 if <15% NDs.

Prediction Limit

Constituent: Cobalt (mg/L) Analysis Run 8/13/2024 11:05 AM View: Appendix I

Plant Wansley Client: Southern Company Data: Wansley Landfill

	GWC-22	GWC-22
9/15/2011	<0.0025	
10/29/2011	<0.0025	
12/13/2011	<0.0025	
1/25/2012	<0.0025	
7/18/2012	<0.0025	
1/22/2013	<0.0025	
7/16/2013	<0.0025	
1/21/2014	<0.0025	
6/25/2014	<0.0025	
1/14/2015	<0.0025	
7/23/2015	<0.0025	
1/26/2016	<0.0025	
3/31/2016	<0.0025	
5/26/2016	<0.0025	
7/26/2016	<0.0025	
9/20/2016	<0.0025	
11/17/2016	<0.0025	
2/3/2017	<0.0025	
3/28/2017	<0.0025	
5/3/2017	<0.0025	
8/8/2017	<0.0025	
1/25/2018	<0.0025	
6/20/2018	<0.0025	
1/24/2019	<0.0025	
6/25/2019	<0.0025	
9/10/2019	<0.0025	
3/18/2020	0.00027 (J)	
9/10/2020	<0.0025	
3/15/2021	0.00013 (J)	
8/19/2021	<0.0025	
3/8/2022	<0.0025	
8/17/2022	<0.0025	
2/14/2023	<0.0025	
8/14/2023	<0.0025	
2/14/2024		<0.0025

ND substitution: RL or RL/2 if <15% NDs.

Prediction Limit

Constituent: Cobalt (mg/L) Analysis Run 8/13/2024 11:05 AM View: Appendix I

Plant Wansley Client: Southern Company Data: Wansley Landfill

	GWC-23	GWC-23
9/16/2011	0.0037 (O)	
10/29/2011	<0.0025	
12/13/2011	0.003 (O)	
1/31/2012	0.0027	
7/18/2012	0.0021	
1/22/2013	0.002	
7/23/2013	0.0013	
1/22/2014	0.00035 (J)	
7/1/2014	0.00088 (J)	
1/22/2015	<0.0025	
7/29/2015	0.00052 (J)	
1/21/2016	<0.0025	
3/29/2016	<0.0025	
5/25/2016	<0.0025	
7/27/2016	<0.0025	
9/20/2016	<0.0025	
11/18/2016	<0.0025	
2/3/2017	<0.0025	
3/28/2017	<0.0025	
5/4/2017	<0.0025	
8/8/2017	<0.0025	
1/25/2018	<0.0025	
6/20/2018	<0.0025	
1/25/2019	8.4E-05 (J)	
6/26/2019	<0.0025	
9/12/2019	9.3E-05 (J)	
3/18/2020	0.00022 (J)	
9/10/2020	0.00016 (J)	
3/18/2021	0.00024 (J)	
8/23/2021	<0.0025	
3/9/2022	<0.0025	
8/16/2022	<0.0025	
2/21/2023	<0.0025	
8/15/2023	<0.0025	
2/19/2024		<0.0025

ND substitution: RL or RL/2 if <15% NDs.

Prediction Limit

Constituent: Cobalt (mg/L) Analysis Run 8/13/2024 11:05 AM View: Appendix I

Plant Wansley Client: Southern Company Data: Wansley Landfill

	GWC-24	GWC-24
7/8/2014	0.0023	
7/31/2015	0.0018	
1/20/2016	0.0023	
3/30/2016	<0.01	
5/25/2016	<0.01	
7/27/2016	0.00095 (J)	
9/16/2016	0.0053	
11/18/2016	0.0011 (J)	
2/3/2017	0.00097 (J)	
3/29/2017	0.00059 (J)	
5/4/2017	0.0011 (J)	
8/8/2017	0.0011 (J)	
1/25/2018	0.00088 (J)	
6/27/2018	0.00086 (J)	
1/31/2019	0.0029	
6/26/2019	0.001	
9/11/2019	0.0013	
3/12/2020	0.002 (J)	
9/15/2020	0.0018 (J)	
3/18/2021	0.0028	
8/19/2021	0.0028	
3/10/2022	0.0011 (J)	
8/18/2022	0.00098 (J)	
2/16/2023	0.0019 (J)	
8/16/2023	0.00094 (J)	
2/22/2024		0.0045

ND substitution: RL or RL/2 if <15% NDs.

Prediction Limit

Constituent: Cobalt (mg/L) Analysis Run 8/13/2024 11:05 AM View: Appendix I

Plant Wansley Client: Southern Company Data: Wansley Landfill

	GWC-25	GWC-25
9/17/2011	<0.0025	
10/31/2011	0.0042	
12/14/2011	0.0047	
2/7/2012	<0.0025	
7/17/2012	0.044	
7/24/2013	0.041	
1/23/2014	0.0077	
7/8/2014	0.028	
1/21/2015	0.0063	
7/30/2015	0.01	
1/21/2016	0.0094	
3/28/2016	0.0117	
5/25/2016	0.0122	
7/27/2016	0.0065	
9/19/2016	0.0071	
11/15/2016	0.029	
1/24/2017	0.033	
3/23/2017	0.022	
5/2/2017	0.036	
8/3/2017	0.00041 (J)	
1/25/2018	0.01	
6/27/2018	0.01	
1/24/2019	0.0014 (J)	
6/25/2019	0.001	
9/11/2019	0.013	
3/12/2020	0.0066	
9/14/2020	0.0074	
3/17/2021	0.004	
8/19/2021	0.0041	
3/8/2022	0.0023 (J)	
8/10/2022	0.002 (J)	
2/21/2023	0.0047	
8/15/2023	0.0054	
2/21/2024		0.0035

ND substitution: RL or RL/2 if <15% NDs.

Prediction Limit

Constituent: Cobalt (mg/L) Analysis Run 8/13/2024 11:05 AM View: Appendix I

Plant Wansley Client: Southern Company Data: Wansley Landfill

	GWC-26	GWC-26
9/17/2011	<0.0025	
10/29/2011	<0.0025	
12/14/2011	<0.0025	
2/7/2012	<0.0025	
7/17/2012	<0.0025	
1/24/2013	0.0018	
7/24/2013	<0.0025	
1/23/2014	0.00041 (J)	
7/8/2014	<0.0025	
1/21/2015	<0.0025	
7/31/2015	<0.0025	
1/25/2016	<0.0025	
3/24/2016	<0.0025	
5/25/2016	<0.0025	
7/26/2016	<0.0025	
9/19/2016	<0.0025	
11/14/2016	0.00061 (J)	
1/19/2017	<0.0025	
3/16/2017	<0.0025	
5/1/2017	<0.0025	
8/3/2017	<0.0025	
1/22/2018	<0.0025	
6/27/2018	<0.0025	
1/24/2019	0.00012 (J)	
6/25/2019	0.00017 (J)	
9/12/2019	0.00012 (J)	
3/13/2020	0.00015 (J)	
9/15/2020	<0.0025	
3/17/2021	<0.0025	
8/19/2021	<0.0025	
3/9/2022	<0.0025	
8/10/2022	<0.0025	
2/21/2023	<0.0025	
8/16/2023	<0.0025	
2/20/2024		<0.0025

ND substitution: RL or RL/2 if <15% NDs.

Prediction Limit

Constituent: Cobalt (mg/L) Analysis Run 8/13/2024 11:05 AM View: Appendix I

Plant Wansley Client: Southern Company Data: Wansley Landfill

	GWC-27	GWC-27
9/17/2011	<0.0025	
10/29/2011	<0.0025	
12/14/2011	<0.0025	
1/25/2012	<0.0025	
7/17/2012	0.0023	
1/24/2013	0.0033	
7/24/2013	0.0046	
1/23/2014	0.0024	
7/8/2014	0.0027	
1/21/2015	0.0025	
7/30/2015	0.003	
1/22/2016	0.0018	
3/23/2016	0.00275 (J)	
5/24/2016	0.0024 (J)	
7/26/2016	0.0043	
9/19/2016	0.0024 (J)	
11/11/2016	0.0018 (J)	
1/20/2017	0.0027	
3/16/2017	0.0024 (J)	
4/28/2017	0.0026	
8/3/2017	0.0024 (J)	
1/19/2018	0.0019 (J)	
6/27/2018	0.002 (J)	
1/24/2019	0.0019 (J)	
6/26/2019	0.0023	
9/12/2019	0.0022	
3/12/2020	0.0009 (J)	
9/9/2020	0.0034	
3/18/2021	0.0017 (J)	
8/23/2021	0.0014 (J)	
3/8/2022	0.0013 (J)	
8/10/2022	0.0015 (J)	
2/20/2023	0.0023 (J)	
8/15/2023	0.0012 (J)	
2/20/2024		0.001 (J)

ND substitution: RL or RL/2 if <15% NDs.

Prediction Limit

Constituent: Cobalt (mg/L) Analysis Run 8/13/2024 11:05 AM View: Appendix I

Plant Wansley Client: Southern Company Data: Wansley Landfill

	GWC-31	GWC-31
9/17/2011	<0.0025	
10/31/2011	<0.0025	
2/7/2012	<0.0025	
1/23/2013	<0.0025	
1/23/2014	<0.0025	
7/1/2014	<0.0025	
1/21/2015	<0.0025	
1/25/2016	<0.0025	
3/30/2016	<0.0025	
5/25/2016	<0.0025	
7/27/2016	0.0015	
1/25/2017	<0.0025	
3/23/2017	<0.0025	
5/2/2017	<0.0025	
7/19/2017	<0.0025	
8/4/2017	<0.0025	
1/23/2018	<0.0025	
6/27/2018	<0.0025	
1/31/2019	<0.0025	
6/26/2019	<0.0025	
9/11/2019	0.00044 (J)	
3/17/2020	0.00017 (J)	
9/11/2020	<0.0025	
3/16/2021	0.00013 (J)	
8/25/2021	<0.0025	
3/10/2022	<0.0025	
8/16/2022	<0.0025	
2/22/2023	<0.0025	
8/16/2023	0.00031 (J)	
2/21/2024		<0.0025

ND substitution: RL or RL/2 if <15% NDs.

Prediction Limit

Constituent: Cobalt (mg/L) Analysis Run 8/13/2024 11:05 AM View: Appendix I

Plant Wansley Client: Southern Company Data: Wansley Landfill

	GWC-32	GWC-32
9/15/2011	<0.0025	
10/31/2011	<0.0025	
12/13/2011	<0.0025	
2/1/2012	<0.0025	
7/17/2012	<0.0025	
1/23/2013	<0.0025	
7/24/2013	<0.0025	
1/23/2014	<0.0025	
7/1/2014	<0.0025	
1/20/2015	<0.0025	
7/30/2015	<0.0025	
1/25/2016	<0.0025	
3/23/2016	<0.0025	
5/24/2016	<0.0025	
7/22/2016	0.00058 (J)	
9/16/2016	0.00088 (J)	
11/15/2016	<0.0025	
1/26/2017	0.0013 (J)	
3/24/2017	0.0012 (J)	
5/2/2017	0.00095 (J)	
8/3/2017	0.00045 (J)	
1/23/2018	0.00053 (J)	
6/26/2018	<0.0025	
1/30/2019	0.00012 (J)	
6/27/2019	0.00017 (J)	
9/12/2019	0.00087	
3/18/2020	0.001 (J)	
9/15/2020	<0.0025	
3/17/2021	0.00021 (J)	
8/24/2021	<0.0025	
3/9/2022	<0.0025	
8/10/2022	<0.0025	
2/15/2023	<0.0025	
8/15/2023	<0.0025	
2/20/2024		<0.0025

ND substitution: RL or RL/2 if <15% NDs.

Prediction Limit

Constituent: Cobalt (mg/L) Analysis Run 8/13/2024 11:05 AM View: Appendix I

Plant Wansley Client: Southern Company Data: Wansley Landfill

	GWC-33	GWC-33
9/16/2011	<0.0025	
10/30/2011	0.0031	
12/13/2011	0.0033	
2/1/2012	<0.0025	
7/17/2012	0.0037	
1/23/2013	0.002	
7/17/2013	0.0013	
1/23/2014	0.00071 (J)	
1/20/2015	0.0013	
7/29/2015	0.00054 (J)	
1/25/2016	0.00082 (J)	
3/23/2016	<0.0025	
5/24/2016	0.0136 (o)	
7/22/2016	0.01 (o)	
9/16/2016	0.011 (o)	
11/17/2016	0.0032	
1/25/2017	<0.0025	
3/23/2017	0.0037	
5/1/2017	0.0085 (o)	
8/4/2017	0.0023 (J)	
1/23/2018	0.0024 (J)	
6/26/2018	0.0042	
1/30/2019	0.00012 (J)	
6/26/2019	0.0025	
9/12/2019	0.00083	
3/12/2020	0.0013 (J)	
9/16/2020	0.0019 (J)	
3/18/2021	0.00015 (J)	
8/24/2021	<0.0025	
3/9/2022	0.00031 (J)	
8/15/2022	<0.0025	
2/20/2023	<0.0025	
8/15/2023	<0.0025	
2/20/2024		<0.0025

ND substitution: RL or RL/2 if <15% NDs.

Prediction Limit

Constituent: Cobalt (mg/L) Analysis Run 8/13/2024 11:05 AM View: Appendix I

Plant Wansley Client: Southern Company Data: Wansley Landfill

	GWC-34	GWC-34
9/16/2011	<0.0025	
10/31/2011	<0.0025	
12/12/2011	<0.0025	
2/1/2012	<0.0025	
7/16/2012	<0.0025	
1/22/2013	<0.0025	
7/17/2013	<0.0025	
1/23/2014	<0.0025	
6/25/2014	<0.0025	
1/14/2015	<0.0025	
7/29/2015	<0.0025	
1/21/2016	<0.0025	
3/24/2016	<0.0025	
5/23/2016	<0.0025	
7/21/2016	<0.0025	
9/15/2016	<0.0025	
11/15/2016	0.00043 (J)	
1/25/2017	<0.0025	
3/22/2017	<0.0025	
5/1/2017	<0.0025	
8/3/2017	0.027 (O)	
1/23/2018	<0.0025	
6/20/2018	<0.0025	
1/28/2019	<0.0025	
6/26/2019	<0.0025	
9/11/2019	0.00011 (J)	
3/11/2020	<0.0025	
9/11/2020	<0.0025	
3/16/2021	<0.0025	
8/24/2021	<0.0025	
3/2/2022	<0.0025	
8/10/2022	<0.0025	
2/20/2023	<0.0025	
8/16/2023	<0.0025	
2/22/2024		<0.0025

ND substitution: RL or RL/2 if <15% NDs.

Prediction Limit

Constituent: Cobalt (mg/L) Analysis Run 8/13/2024 11:05 AM View: Appendix I

Plant Wansley Client: Southern Company Data: Wansley Landfill

	GWC-35	GWC-35
9/16/2011	<0.0025	
10/31/2011	<0.0025	
12/12/2011	0.0025	
2/1/2012	<0.0025	
7/16/2012	0.0017	
1/22/2013	0.0013	
7/2/2013	<0.0025	
1/21/2014	0.00076 (J)	
6/25/2014	0.00093 (J)	
1/14/2015	0.00069 (J)	
7/28/2015	0.00053 (J)	
1/21/2016	0.0005 (J)	
3/24/2016	<0.0025	
5/23/2016	<0.0025	
7/21/2016	<0.0025	
9/15/2016	<0.0025	
11/15/2016	<0.0025	
1/26/2017	<0.0025	
3/22/2017	<0.0025	
5/2/2017	<0.0025	
8/3/2017	<0.0025	
1/23/2018	<0.0025	
6/19/2018	0.00042 (J)	
1/21/2019	0.00025 (J)	
6/26/2019	0.00028 (J)	
9/12/2019	0.00027 (J)	
3/11/2020	0.00022 (J)	
9/11/2020	0.00028 (J)	
3/16/2021	0.00026 (J)	
8/18/2021	0.00022 (J)	
3/2/2022	<0.0025	
8/15/2022	0.00036 (J)	
2/20/2023	<0.0025	
8/16/2023	0.00052 (J)	
2/22/2024		0.00032 (J)

ND substitution: RL or RL/2 if <15% NDs.

Prediction Limit

Constituent: Cobalt (mg/L) Analysis Run 8/13/2024 11:05 AM View: Appendix I

Plant Wansley Client: Southern Company Data: Wansley Landfill

	GWC-5	GWC-5
8/31/2011	0.02	
10/27/2011	0.038	
12/5/2011	0.04	
1/25/2012	0.043	
7/18/2012	0.028	
1/9/2013	0.037	
7/17/2013	0.018	
1/15/2014	0.018	
6/25/2014	0.019	
1/13/2015	0.012	
7/24/2015	0.013	
1/20/2016	0.012	
3/28/2016	0.0101	
5/23/2016	0.00701 (J)	
7/21/2016	0.0079	
9/15/2016	0.02	
11/15/2016	0.011	
1/26/2017	0.0075	
3/22/2017	0.0063	
5/2/2017	0.0036	
8/3/2017	0.0061	
1/23/2018	0.01	
6/25/2018	0.0049	
1/30/2019	0.00068 (J)	
6/26/2019	0.0054	
9/12/2019	0.0062	
3/16/2020	0.0049	
9/9/2020	0.0048	
3/17/2021	0.0042	
8/19/2021	0.0045	
3/2/2022	0.0048	
8/11/2022	0.0022 (J)	
2/20/2023	0.004	
8/14/2023	0.0023 (J)	
2/14/2024		0.0041

Prediction Limit

Constituent: Cobalt (mg/L) Analysis Run 8/13/2024 11:05 AM View: Appendix I

Plant Wansley Client: Southern Company Data: Wansley Landfill

	GWC-6	GWC-6
8/31/2011	0.013	
10/30/2011	0.037 (o)	
12/5/2011	0.029 (o)	
1/25/2012	0.018	
7/24/2012	0.011	
1/8/2013	0.012	
7/9/2013	0.017	
1/15/2014	0.017	
6/25/2014	0.0099	
1/20/2015	0.0098	
7/24/2015	0.012	
1/20/2016	0.01	
3/28/2016	0.0104	
5/24/2016	0.00926 (J)	
7/21/2016	0.01	
9/15/2016	0.014	
11/16/2016	0.015	
1/26/2017	0.011	
3/22/2017	0.012	
5/2/2017	0.0094	
8/3/2017	0.014	
1/23/2018	0.013	
6/25/2018	0.014	
1/30/2019	0.017	
6/26/2019	0.012	
9/12/2019	0.019	
3/16/2020	0.012	
9/11/2020	0.017	
3/17/2021	0.015	
8/18/2021	0.013	
3/2/2022	0.011	
8/11/2022	0.015	
2/20/2023	0.013	
8/14/2023	0.013	
2/14/2024		0.0078

Prediction Limit

Constituent: Cobalt (mg/L) Analysis Run 8/13/2024 11:05 AM View: Appendix I

Plant Wansley Client: Southern Company Data: Wansley Landfill

	GWC-7	GWC-7
9/7/2011	<0.0025	
10/30/2011	<0.0025	
12/5/2011	<0.0025	
1/25/2012	<0.0025	
7/18/2012	0.017	
1/7/2013	0.03	
7/9/2013	0.028	
1/14/2014	0.021	
6/24/2014	0.011	
1/20/2015	0.0088	
7/27/2015	0.0061	
1/26/2016	0.002	
3/29/2016	0.00652 (J)	
5/24/2016	0.00462 (J)	
7/22/2016	0.0042	
9/15/2016	0.0036	
11/16/2016	0.0044	
1/26/2017	0.00091 (J)	
3/22/2017	0.0016 (J)	
5/2/2017	0.011	
8/4/2017	0.0033	
1/23/2018	0.0028	
6/25/2018	0.0057	
1/21/2019	0.00051 (J)	
6/25/2019	0.0039	
9/10/2019	0.0035	
3/12/2020	0.00066 (J)	
9/14/2020	0.0028	
3/16/2021	0.00057 (J)	
8/19/2021	0.0023 (J)	
3/2/2022	0.00043 (J)	
8/11/2022	0.0019 (J)	
2/21/2023	0.00079 (J)	
8/9/2023	0.0013 (J)	
2/21/2024		0.00076 (J)

Prediction Limit

Constituent: Cobalt (mg/L) Analysis Run 8/13/2024 11:05 AM View: Appendix I

Plant Wansley Client: Southern Company Data: Wansley Landfill

	GWC-8	GWC-8
9/7/2011	0.14 (O)	
10/30/2011	0.021	
12/5/2011	0.17 (O)	
1/19/2012	0.028	
7/18/2012	0.037	
1/7/2013	0.037	
7/9/2013	0.065	
1/14/2014	0.026	
6/24/2014	0.034	
1/20/2015	0.031	
7/27/2015	0.031	
1/26/2016	0.021	
3/29/2016	0.0208	
5/24/2016	0.0649	
7/26/2016	0.044	
9/19/2016	0.059	
11/16/2016	0.064	
1/26/2017	0.0017 (J)	
3/23/2017	0.025	
5/3/2017	0.047	
8/7/2017	0.042	
1/24/2018	0.014	
6/21/2018	0.04	
1/22/2019	0.013	
6/25/2019	0.035	
9/10/2019	0.041	
3/12/2020	0.0047	
9/14/2020	0.028	
3/16/2021	0.0052	
8/20/2021	0.013	
3/2/2022	0.005	
8/11/2022	0.021	
2/15/2023	0.0016 (J)	
8/9/2023	0.014	
2/21/2024		0.0017 (J)

Prediction Limit

Constituent: Cobalt (mg/L) Analysis Run 8/13/2024 11:05 AM View: Appendix I

Plant Wansley Client: Southern Company Data: Wansley Landfill

	GWC-9	GWC-9
9/7/2011	0.27 (O)	
10/30/2011	<0.0025	
12/4/2011	0.14	
1/19/2012	0.13	
7/18/2012	0.12	
1/8/2013	0.056	
7/9/2013	0.042	
1/14/2014	0.038	
6/24/2014	0.039	
1/20/2015	0.037	
7/27/2015	0.04	
1/26/2016	0.028	
3/29/2016	0.0328	
5/24/2016	0.0334	
7/25/2016	0.051	
9/19/2016	0.055	
11/16/2016	0.061	
1/31/2017	0.15	
3/23/2017	0.091	
5/2/2017	0.049	
8/7/2017	0.057	
1/24/2018	0.044	
6/21/2018	0.049	
1/22/2019	0.028	
6/25/2019	0.043	
9/16/2019	0.042	
3/16/2020	0.026	
9/11/2020	0.045	
3/16/2021	0.035	
8/25/2021	0.027	
3/9/2022	0.024	
8/16/2022	0.15	
2/15/2023	0.022	
8/9/2023	0.058	
2/19/2024		0.022

ND substitution: RL or RL/2 if <15% NDs.

Prediction Limit

Constituent: Copper (mg/L) Analysis Run 8/13/2024 11:05 AM View: Appendix I

Plant Wansley Client: Southern Company Data: Wansley Landfill

	GWA-2	GWA-2
9/17/2011	<0.002	
10/27/2011	<0.002	
12/14/2011	<0.002	
2/7/2012	<0.002	
7/23/2012	<0.002	
1/23/2013	<0.002	
7/24/2013	<0.002	
1/22/2014	<0.002	
7/1/2014	0.0011 (J)	
1/22/2015	<0.002	
7/22/2015	0.0012 (J)	
1/20/2016	<0.002	
1/19/2017	<0.002	
8/2/2017	<0.002	
1/19/2018	<0.002	
6/19/2018	<0.002	
1/17/2019	<0.002	
6/24/2019	0.0011 (J)	
9/10/2019	0.0014 (J)	
3/10/2020	<0.002	
9/10/2020	0.00099 (J)	
3/15/2021	0.001 (J)	
8/18/2021	0.0011 (J)	
3/1/2022	<0.002	
8/9/2022	<0.002	
2/14/2023	<0.002	
8/9/2023	<0.002	
2/14/2024		<0.002

ND substitution: RL or RL/2 if <15% NDs.

Prediction Limit

Constituent: Copper (mg/L) Analysis Run 8/13/2024 11:05 AM View: Appendix I

Plant Wansley Client: Southern Company Data: Wansley Landfill

	GWA-28	GWA-28
9/16/2011	<0.002	
10/28/2011	<0.002	
12/12/2011	<0.002	
1/25/2012	<0.002	
7/16/2012	<0.002	
1/24/2013	<0.002	
7/23/2013	<0.002	
1/22/2014	0.0012 (J)	
7/1/2014	<0.002	
1/21/2015	<0.002	
7/21/2015	<0.002	
1/22/2016	<0.002	
1/17/2017	<0.002	
8/1/2017	<0.002	
1/19/2018	<0.002	
6/19/2018	<0.002	
1/21/2019	<0.002	
6/25/2019	<0.002	
9/10/2019	<0.002	
3/10/2020	<0.002	
9/9/2020	<0.002	
3/15/2021	<0.002	
8/16/2021	<0.002	
3/1/2022	<0.002	
8/9/2022	<0.002	
2/14/2023	<0.002	
8/9/2023	<0.002	
2/14/2024		<0.002

ND substitution: RL or RL/2 if <15% NDs.

Prediction Limit

Constituent: Copper (mg/L) Analysis Run 8/13/2024 11:05 AM View: Appendix I

Plant Wansley Client: Southern Company Data: Wansley Landfill

	GWA-29	GWA-29
9/17/2011	<0.013	
10/28/2011	<0.013	
12/12/2011	<0.013	
1/31/2012	0.018	
7/17/2012	0.0066	
1/24/2013	0.015	
7/24/2013	0.015	
1/22/2014	0.015	
7/8/2014	0.0081 (D)	
1/21/2015	0.0088	
7/22/2015	0.0072	
1/19/2016	0.0083 (D)	
1/17/2017	0.0065	
8/1/2017	0.0044	
1/19/2018	0.0046	
6/19/2018	0.0063	
1/18/2019	0.0059	
6/25/2019	0.0085	
9/10/2019	0.0074	
3/10/2020	0.004	
9/9/2020	0.0055	
3/15/2021	0.0062	
8/18/2021	0.006	
3/2/2022	0.0053	
8/9/2022	0.0055	
2/13/2023	0.0048	
8/8/2023	0.0043	
2/14/2024		0.0043

ND substitution: RL or RL/2 if <15% NDs.

Prediction Limit

Constituent: Copper (mg/L) Analysis Run 8/13/2024 11:05 AM View: Appendix I

Plant Wansley Client: Southern Company Data: Wansley Landfill

	GWA-3
8/31/2011	<0.002
6/25/2014	0.0016 (J)
7/21/2015	<0.002
8/1/2017	<0.002
6/20/2018	<0.002
1/18/2019	<0.002
6/25/2019	0.004
9/11/2019	0.0015 (J)
3/10/2020	0.0025
9/9/2020	0.0029
3/15/2021	0.0031
8/18/2021	0.0017 (J)
3/1/2022	0.0025
8/9/2022	0.0033
2/14/2023	0.0017 (J)
8/8/2023	0.0019 (J)

ND substitution: RL or RL/2 if <15% NDs.

Prediction Limit

Constituent: Copper (mg/L) Analysis Run 8/13/2024 11:05 AM View: Appendix I

Plant Wansley Client: Southern Company Data: Wansley Landfill

	GWC-10	GWC-10
1/25/2016	<0.002	
2/1/2017	<0.002	
8/8/2017	<0.002	
1/25/2018	<0.002	
6/21/2018	<0.002	
1/31/2019	<0.002	
6/26/2019	0.00064 (J)	
9/17/2019	0.0007 (J)	
3/17/2020	<0.002	
9/10/2020	0.0083 (o)	
3/18/2021	<0.002	
8/20/2021	<0.002	
3/8/2022	<0.002	
8/16/2022	<0.002	
2/15/2023	<0.002	
8/10/2023	<0.002	
2/20/2024		<0.002

ND substitution: RL or RL/2 if <15% NDs.

Prediction Limit

Constituent: Copper (mg/L) Analysis Run 8/13/2024 11:05 AM View: Appendix I

Plant Wansley Client: Southern Company Data: Wansley Landfill

	GWC-11	GWC-11
9/13/2011	<0.002	
10/28/2011	<0.002	
12/4/2011	<0.002	
2/9/2012	<0.002	
7/18/2012	<0.002	
1/8/2013	<0.002	
7/9/2013	<0.002	
1/15/2014	0.0012 (J)	
6/25/2014	0.0012 (J)	
1/21/2015	<0.002	
7/28/2015	<0.002	
1/26/2016	0.001 (J)	
1/31/2017	<0.002	
8/7/2017	<0.002	
1/24/2018	<0.002	
6/20/2018	<0.002	
1/24/2019	<0.002	
6/26/2019	<0.002	
9/16/2019	<0.002	
3/16/2020	<0.002	
9/10/2020	0.0034	
3/17/2021	<0.002	
8/23/2021	<0.002	
3/7/2022	<0.002	
8/15/2022	<0.002	
2/21/2023	<0.002	
8/14/2023	<0.002	
2/14/2024		<0.002

ND substitution: RL or RL/2 if <15% NDs.

Prediction Limit

Constituent: Copper (mg/L) Analysis Run 8/13/2024 11:05 AM View: Appendix I

Plant Wansley Client: Southern Company Data: Wansley Landfill

	GWC-12	GWC-12
9/13/2011	<0.002	
10/28/2011	<0.002	
12/4/2011	<0.002	
1/24/2012	<0.002	
7/11/2012	<0.002	
1/8/2013	<0.002	
7/10/2013	<0.002	
1/21/2014	<0.002	
7/1/2014	<0.002	
1/21/2015	<0.002	
7/28/2015	<0.002	
1/26/2016	<0.002	
1/31/2017	<0.002	
8/7/2017	<0.002	
1/24/2018	<0.002	
6/26/2018	<0.002	
1/25/2019	<0.002	
6/26/2019	<0.002	
9/11/2019	0.00096 (J)	
3/18/2020	<0.002	
9/10/2020	<0.002	
3/16/2021	<0.002	
8/19/2021	<0.002	
3/7/2022	<0.002	
8/16/2022	<0.002	
2/15/2023	<0.002	
8/14/2023	<0.002	
2/20/2024		<0.002

ND substitution: RL or RL/2 if <15% NDs.

Prediction Limit

Constituent: Copper (mg/L) Analysis Run 8/13/2024 11:05 AM View: Appendix I

Plant Wansley Client: Southern Company Data: Wansley Landfill

	GWC-13	GWC-13
9/13/2011	<0.002	
10/28/2011	<0.002	
12/4/2011	<0.002	
1/24/2012	<0.002	
7/11/2012	<0.002	
1/8/2013	<0.002	
7/10/2013	<0.002	
1/21/2014	<0.002	
7/1/2014	<0.002	
1/21/2015	<0.002	
7/28/2015	<0.002	
1/27/2016	0.0021 (J)	
1/31/2017	<0.002	
8/4/2017	<0.002	
1/25/2018	<0.002	
6/20/2018	<0.002	
1/22/2019	<0.002	
6/25/2019	<0.002	
9/12/2019	<0.002	
3/12/2020	<0.002	
9/10/2020	<0.002	
3/17/2021	0.00064 (J)	
8/23/2021	<0.002	
3/8/2022	<0.002	
8/15/2022	<0.002	
2/21/2023	<0.002	
8/16/2023	<0.002	
2/19/2024		<0.002

ND substitution: RL or RL/2 if <15% NDs.

Prediction Limit

Constituent: Copper (mg/L) Analysis Run 8/13/2024 11:05 AM View: Appendix I

Plant Wansley Client: Southern Company Data: Wansley Landfill

	GWC-14	GWC-14
9/13/2011	<0.002	
10/27/2011	<0.002	
12/3/2011	<0.002	
1/24/2012	<0.002	
7/11/2012	<0.002	
1/8/2013	<0.002	
7/10/2013	<0.002	
1/21/2014	<0.002	
7/1/2014	0.0014 (J)	
1/14/2015	<0.002	
7/22/2015	<0.002	
1/27/2016	0.0068 (O)	
2/1/2017	<0.002	
8/7/2017	<0.002	
1/25/2018	<0.002	
6/20/2018	<0.002	
1/22/2019	<0.002	
6/25/2019	0.0008 (J)	
9/12/2019	0.0017 (J)	
3/17/2020	<0.002	
9/10/2020	<0.002	
3/17/2021	<0.002	
8/23/2021	<0.002	
3/7/2022	<0.002	
8/16/2022	<0.002	
2/17/2023	<0.002	
8/14/2023	<0.002	
2/19/2024		<0.002

ND substitution: RL or RL/2 if <15% NDs.

Prediction Limit

Constituent: Copper (mg/L) Analysis Run 8/13/2024 11:05 AM View: Appendix I

Plant Wansley Client: Southern Company Data: Wansley Landfill

	GWC-15	GWC-15
9/16/2011	<0.002	
10/27/2011	<0.002	
12/3/2011	<0.002	
2/9/2012	<0.002	
7/11/2012	<0.002	
1/8/2013	<0.002	
7/2/2013	<0.002	
1/21/2014	<0.002	
6/24/2014	<0.002	
1/14/2015	<0.002	
7/22/2015	<0.002	
1/27/2016	<0.002	
2/1/2017	<0.002	
8/4/2017	<0.002	
1/25/2018	<0.002	
6/20/2018	<0.002	
1/22/2019	0.003	
6/25/2019	<0.002	
9/17/2019	<0.002	
3/16/2020	<0.002	
9/10/2020	<0.002	
3/18/2021	<0.002	
8/24/2021	<0.002	
3/7/2022	<0.002	
8/16/2022	<0.002	
2/21/2023	<0.002	
8/14/2023	<0.002	
2/21/2024		<0.002

ND substitution: RL or RL/2 if <15% NDs.

Prediction Limit

Constituent: Copper (mg/L) Analysis Run 8/13/2024 11:05 AM View: Appendix I

Plant Wansley Client: Southern Company Data: Wansley Landfill

	GWC-16	GWC-16
8/30/2011	<0.002	
10/26/2011	<0.002	
12/3/2011	<0.002	
1/25/2012	<0.002	
7/11/2012	<0.002	
1/8/2013	<0.002	
7/2/2013	<0.002	
1/14/2014	<0.002	
6/25/2014	<0.002	
1/13/2015	<0.002	
7/22/2015	<0.002	
1/27/2016	<0.002	
2/1/2017	<0.002	
8/7/2017	<0.002	
1/25/2018	<0.002	
6/20/2018	<0.002	
1/25/2019	<0.002	
6/25/2019	<0.002	
9/11/2019	0.00065 (J)	
3/17/2020	<0.002	
9/11/2020	<0.002	
3/17/2021	<0.002	
8/20/2021	<0.002	
3/8/2022	<0.002	
8/16/2022	<0.002	
2/20/2023	<0.002	
8/14/2023	<0.002	
2/21/2024		<0.002

ND substitution: RL or RL/2 if <15% NDs.

Prediction Limit

Constituent: Copper (mg/L) Analysis Run 8/13/2024 11:05 AM View: Appendix I

Plant Wansley Client: Southern Company Data: Wansley Landfill

	GWC-17	GWC-17
8/30/2011	<0.002	
10/26/2011	<0.002	
12/3/2011	<0.002	
1/25/2012	<0.002	
7/11/2012	<0.002	
1/8/2013	<0.002	
7/16/2013	<0.002	
1/14/2014	<0.002	
6/25/2014	<0.002	
1/14/2015	<0.002	
7/28/2015	0.00081 (J)	
1/27/2016	<0.002	
2/1/2017	<0.002	
8/7/2017	<0.002	
1/25/2018	<0.002	
6/26/2018	<0.002	
1/24/2019	<0.002	
6/25/2019	<0.002	
9/11/2019	0.00066 (J)	
3/17/2020	<0.002	
9/14/2020	<0.002	
3/16/2021	<0.002	
8/20/2021	<0.002	
3/8/2022	<0.002	
8/11/2022	<0.002	
2/20/2023	<0.002	
8/10/2023	<0.002	
2/20/2024		<0.002

ND substitution: RL or RL/2 if <15% NDs.

Prediction Limit

Constituent: Copper (mg/L) Analysis Run 8/13/2024 11:05 AM View: Appendix I

Plant Wansley Client: Southern Company Data: Wansley Landfill

	GWC-19	GWC-19
8/30/2011	<0.002	
10/26/2011	<0.002	
12/3/2011	<0.002	
2/8/2012	<0.002	
7/11/2012	<0.002	
1/8/2013	<0.002	
7/16/2013	<0.002	
1/21/2014	<0.002	
6/24/2014	<0.002	
1/13/2015	<0.002	
7/23/2015	<0.002	
1/27/2016	<0.002	
2/2/2017	<0.002	
8/7/2017	<0.002	
1/25/2018	<0.002	
6/21/2018	<0.002	
1/28/2019	<0.002	
6/26/2019	<0.002	
9/12/2019	<0.002	
3/18/2020	<0.002	
9/15/2020	<0.002	
3/17/2021	<0.002	
8/24/2021	0.00094 (J)	
3/8/2022	<0.002	
8/11/2022	<0.002	
2/21/2023	<0.002	
8/9/2023	<0.002	
2/21/2024		<0.002

ND substitution: RL or RL/2 if <15% NDs.

Prediction Limit

Constituent: Copper (mg/L) Analysis Run 8/13/2024 11:05 AM View: Appendix I

Plant Wansley Client: Southern Company Data: Wansley Landfill

	GWC-20	GWC-20
8/31/2011	<0.002	
10/27/2011	<0.002	
12/4/2011	<0.002	
2/8/2012	<0.002	
7/11/2012	<0.002	
1/8/2013	<0.002	
7/16/2013	<0.002	
1/21/2014	<0.002	
6/24/2014	<0.002	
1/13/2015	<0.002	
7/23/2015	<0.002	
1/27/2016	<0.002	
2/2/2017	<0.002	
8/7/2017	0.0054 (O)	
1/26/2018	0.0025	
6/21/2018	<0.002	
1/28/2019	<0.002	
6/25/2019	<0.002	
9/11/2019	0.00085 (J)	
3/18/2020	<0.002	
9/15/2020	<0.002	
3/16/2021	<0.002	
8/24/2021	<0.002	
3/7/2022	<0.002	
8/16/2022	<0.002	
2/22/2023	<0.002	
8/9/2023	<0.002	
2/20/2024		<0.002

ND substitution: RL or RL/2 if <15% NDs.

Prediction Limit

Constituent: Copper (mg/L) Analysis Run 8/13/2024 11:05 AM View: Appendix I

Plant Wansley Client: Southern Company Data: Wansley Landfill

	GWC-21	GWC-21
8/31/2011	<0.002	
10/27/2011	<0.002	
12/4/2011	<0.002	
2/8/2012	<0.002	
7/17/2012	<0.002	
1/9/2013	<0.002	
7/16/2013	<0.002	
1/21/2014	<0.002	
6/24/2014	<0.002	
1/13/2015	<0.002	
7/23/2015	<0.002	
1/26/2016	<0.002	
2/2/2017	<0.002	
8/7/2017	<0.002	
1/26/2018	<0.002	
6/20/2018	<0.002	
1/24/2019	<0.002	
6/25/2019	<0.002	
9/11/2019	<0.002	
3/18/2020	<0.002	
9/15/2020	<0.002	
3/16/2021	0.0012 (J)	
8/19/2021	<0.002	
3/7/2022	<0.002	
8/16/2022	<0.002	
2/21/2023	<0.002	
8/9/2023	<0.002	
2/19/2024		<0.002

ND substitution: RL or RL/2 if <15% NDs.

Prediction Limit

Constituent: Copper (mg/L) Analysis Run 8/13/2024 11:05 AM View: Appendix I

Plant Wansley Client: Southern Company Data: Wansley Landfill

	GWC-22	GWC-22
9/15/2011	<0.002	
10/29/2011	<0.002	
12/13/2011	<0.002	
1/25/2012	<0.002	
7/18/2012	<0.002	
1/22/2013	<0.002	
7/16/2013	<0.002	
1/21/2014	<0.002	
6/25/2014	<0.002	
1/14/2015	<0.002	
7/23/2015	<0.002	
1/26/2016	<0.002	
2/3/2017	<0.002	
8/8/2017	<0.002	
1/25/2018	<0.002	
6/20/2018	<0.002	
1/24/2019	<0.002	
6/25/2019	<0.002	
9/10/2019	0.001 (J)	
3/18/2020	<0.002	
9/10/2020	<0.002	
3/15/2021	<0.002	
8/19/2021	<0.002	
3/8/2022	0.0024	
8/17/2022	<0.002	
2/14/2023	<0.002	
8/14/2023	<0.002	
2/14/2024		<0.002

ND substitution: RL or RL/2 if <15% NDs.

Prediction Limit

Constituent: Copper (mg/L) Analysis Run 8/13/2024 11:05 AM View: Appendix I

Plant Wansley Client: Southern Company Data: Wansley Landfill

	GWC-23	GWC-23
9/16/2011	<0.002	
10/29/2011	<0.002	
12/13/2011	<0.002	
1/31/2012	<0.002	
7/18/2012	<0.002	
1/22/2013	<0.002	
7/23/2013	<0.002	
1/22/2014	<0.002	
7/1/2014	0.0015 (J)	
1/22/2015	<0.002	
7/29/2015	0.0012 (J)	
1/21/2016	<0.002	
2/3/2017	<0.002	
8/8/2017	<0.002	
1/25/2018	<0.002	
6/20/2018	<0.002	
1/25/2019	<0.002	
6/26/2019	<0.002	
9/12/2019	0.00068 (J)	
3/18/2020	<0.002	
9/10/2020	<0.002	
3/18/2021	0.00066 (J)	
8/23/2021	0.0011 (J)	
3/9/2022	<0.002	
8/16/2022	<0.002	
2/21/2023	<0.002	
8/15/2023	<0.002	
2/19/2024		<0.002

ND substitution: RL or RL/2 if <15% NDs.

Prediction Limit

Constituent: Copper (mg/L) Analysis Run 8/13/2024 11:05 AM View: Appendix I

Plant Wansley Client: Southern Company Data: Wansley Landfill

	GWC-24	GWC-24
7/8/2014	<0.002	
7/31/2015	0.0028 (J)	
1/20/2016	0.0012 (J)	
2/3/2017	<0.002	
8/8/2017	<0.002	
1/25/2018	<0.002	
6/27/2018	<0.002	
1/31/2019	0.00063 (J)	
6/26/2019	0.00094 (J)	
9/11/2019	0.0013 (J)	
3/12/2020	0.0012 (J)	
9/15/2020	0.0023	
3/18/2021	0.0022	
8/19/2021	0.001 (J)	
3/10/2022	<0.002	
8/18/2022	<0.002	
2/16/2023	<0.002	
8/16/2023	<0.002	
2/22/2024		<0.002

ND substitution: RL or RL/2 if <15% NDs.

Prediction Limit

Constituent: Copper (mg/L) Analysis Run 8/13/2024 11:05 AM View: Appendix I

Plant Wansley Client: Southern Company Data: Wansley Landfill

	GWC-25	GWC-25
9/17/2011	<0.002	
10/31/2011	<0.002	
12/14/2011	<0.002	
2/7/2012	<0.002	
7/17/2012	<0.002	
7/24/2013	<0.002	
1/23/2014	0.0034 (J)	
7/8/2014	0.0017 (J)	
1/21/2015	<0.002	
7/30/2015	0.0028 (J)	
1/21/2016	0.0029 (J)	
1/24/2017	<0.002	
8/3/2017	<0.002	
1/25/2018	<0.002	
6/27/2018	<0.002	
1/24/2019	0.003	
6/25/2019	0.0029	
9/11/2019	0.0072 (o)	
1/14/2020	0.0025	
3/12/2020	0.0022	
9/14/2020	0.0034	
3/17/2021	0.0018 (J)	
8/19/2021	0.0016 (J)	
3/8/2022	<0.002	
8/10/2022	<0.002	
2/21/2023	<0.002	
8/15/2023	0.0014 (J)	
2/21/2024		<0.002

ND substitution: RL or RL/2 if <15% NDs.

Prediction Limit

Constituent: Copper (mg/L) Analysis Run 8/13/2024 11:05 AM View: Appendix I

Plant Wansley Client: Southern Company Data: Wansley Landfill

	GWC-26	GWC-26
9/17/2011	<0.002	
10/29/2011	<0.002	
12/14/2011	<0.002	
2/7/2012	<0.002	
7/17/2012	<0.002	
1/24/2013	<0.002	
7/24/2013	<0.002	
1/23/2014	0.0027 (J)	
7/8/2014	<0.002	
1/21/2015	<0.002	
7/31/2015	0.0024 (J)	
1/25/2016	<0.002	
1/19/2017	<0.002	
8/3/2017	<0.002	
1/22/2018	<0.002	
6/27/2018	<0.002	
1/24/2019	0.0017 (J)	
6/25/2019	0.002	
9/12/2019	0.001 (J)	
3/13/2020	0.00078 (J)	
9/15/2020	<0.002	
3/17/2021	<0.002	
8/19/2021	0.0011 (J)	
3/9/2022	<0.002	
8/10/2022	<0.002	
2/21/2023	<0.002	
8/16/2023	<0.002	
2/20/2024		<0.002

ND substitution: RL or RL/2 if <15% NDs.

Prediction Limit

Constituent: Copper (mg/L) Analysis Run 8/13/2024 11:05 AM View: Appendix I

Plant Wansley Client: Southern Company Data: Wansley Landfill

	GWC-27	GWC-27
9/17/2011	<0.002	
10/29/2011	<0.002	
12/14/2011	<0.002	
1/25/2012	<0.002	
7/17/2012	<0.002	
1/24/2013	<0.002	
7/24/2013	<0.002	
1/23/2014	<0.002	
7/8/2014	<0.002	
1/21/2015	<0.002	
7/30/2015	0.002 (J)	
1/22/2016	0.0038 (JO)	
1/20/2017	<0.002	
8/3/2017	<0.002	
1/19/2018	<0.002	
6/27/2018	<0.002	
1/24/2019	<0.002	
6/26/2019	<0.002	
9/12/2019	0.0011 (J)	
3/12/2020	<0.002	
9/9/2020	<0.002	
3/18/2021	0.00066 (J)	
8/23/2021	<0.002	
3/8/2022	<0.002	
8/10/2022	<0.002	
2/20/2023	<0.002	
8/15/2023	<0.002	
2/20/2024		<0.002

ND substitution: RL or RL/2 if <15% NDs.

Prediction Limit

Constituent: Copper (mg/L) Analysis Run 8/13/2024 11:05 AM View: Appendix I

Plant Wansley Client: Southern Company Data: Wansley Landfill

	GWC-31	GWC-31
9/17/2011	<0.002	
10/31/2011	<0.002	
2/7/2012	<0.002	
1/23/2013	<0.002	
1/23/2014	0.0018 (J)	
7/1/2014	0.0048 (J)	
1/21/2015	<0.002	
1/25/2016	<0.002	
1/25/2017	<0.002	
8/4/2017	0.003	
1/23/2018	0.0022 (J)	
6/27/2018	0.0036	
1/31/2019	0.00064 (J)	
6/26/2019	0.0019 (J)	
9/11/2019	0.0063	
1/14/2020	0.005	
3/17/2020	0.0014 (J)	
9/11/2020	0.0013 (J)	
3/16/2021	0.0029	
8/25/2021	0.0019 (J)	
3/10/2022	<0.002	
8/16/2022	0.0053	
2/22/2023	<0.002	
8/16/2023	0.004	
2/21/2024		0.0013 (J)

ND substitution: RL or RL/2 if <15% NDs.

Prediction Limit

Constituent: Copper (mg/L) Analysis Run 8/13/2024 11:05 AM View: Appendix I

Plant Wansley Client: Southern Company Data: Wansley Landfill

	GWC-33	GWC-33
9/16/2011	<0.002	
10/30/2011	<0.002	
12/13/2011	<0.002	
2/1/2012	<0.002	
7/17/2012	<0.002	
1/23/2013	<0.002	
7/17/2013	<0.002	
1/23/2014	<0.002	
1/20/2015	<0.002	
7/29/2015	0.0012 (J)	
1/25/2016	<0.002	
1/25/2017	<0.002	
8/4/2017	<0.002	
1/23/2018	<0.002	
6/26/2018	<0.002	
1/30/2019	<0.002	
6/26/2019	<0.002	
9/12/2019	<0.002	
3/12/2020	<0.002	
9/16/2020	0.00079 (J)	
3/18/2021	<0.002	
8/24/2021	<0.002	
3/9/2022	<0.002	
8/15/2022	<0.002	
2/20/2023	<0.002	
8/15/2023	<0.002	
2/20/2024		<0.002

ND substitution: RL or RL/2 if <15% NDs.

Prediction Limit

Constituent: Copper (mg/L) Analysis Run 8/13/2024 11:05 AM View: Appendix I

Plant Wansley Client: Southern Company Data: Wansley Landfill

	GWC-34	GWC-34
9/16/2011	<0.002	
10/31/2011	<0.002	
12/12/2011	<0.002	
2/1/2012	<0.002	
7/16/2012	<0.002	
1/22/2013	<0.002	
7/17/2013	<0.002	
1/23/2014	<0.002	
6/25/2014	<0.002	
1/14/2015	<0.002	
7/29/2015	<0.002	
1/21/2016	<0.002	
1/25/2017	<0.002	
8/3/2017	<0.002	
1/23/2018	<0.002	
6/20/2018	<0.002	
1/28/2019	<0.002	
6/26/2019	<0.002	
9/11/2019	0.0013 (J)	
3/11/2020	<0.002	
9/11/2020	<0.002	
3/16/2021	<0.002	
8/24/2021	<0.002	
3/2/2022	<0.002	
8/10/2022	<0.002	
2/20/2023	<0.002	
8/16/2023	<0.002	
2/22/2024		0.0023

ND substitution: RL or RL/2 if <15% NDs.

Prediction Limit

Constituent: Copper (mg/L) Analysis Run 8/13/2024 11:05 AM View: Appendix I

Plant Wansley Client: Southern Company Data: Wansley Landfill

	GWC-35	GWC-35
9/16/2011	<0.002	
10/31/2011	<0.002	
12/12/2011	<0.002	
2/1/2012	<0.002	
7/16/2012	<0.002	
1/22/2013	<0.002	
7/2/2013	<0.002	
1/21/2014	0.0017 (J)	
6/25/2014	0.00087 (J)	
1/14/2015	<0.002	
7/28/2015	0.0008 (J)	
1/21/2016	0.00095 (J)	
1/26/2017	<0.002	
8/3/2017	<0.002	
1/23/2018	<0.002	
6/19/2018	<0.002	
1/21/2019	<0.002	
6/26/2019	<0.002	
9/12/2019	<0.002	
3/11/2020	0.00072 (J)	
9/11/2020	<0.002	
3/16/2021	<0.002	
8/18/2021	<0.002	
3/2/2022	<0.002	
8/15/2022	<0.002	
2/20/2023	<0.002	
8/16/2023	<0.002	
2/22/2024		<0.002

ND substitution: RL or RL/2 if <15% NDs.

Prediction Limit

Constituent: Copper (mg/L) Analysis Run 8/13/2024 11:05 AM View: Appendix I

Plant Wansley Client: Southern Company Data: Wansley Landfill

	GWC-5	GWC-5
8/31/2011	<0.002	
10/27/2011	<0.002	
12/5/2011	<0.002	
1/25/2012	<0.002	
7/18/2012	<0.002	
1/9/2013	<0.002	
7/17/2013	<0.002	
1/15/2014	0.0012 (J)	
6/25/2014	0.00098 (J)	
1/13/2015	0.00095 (J)	
7/24/2015	<0.002	
1/20/2016	<0.002	
1/26/2017	<0.002	
8/3/2017	<0.002	
1/23/2018	<0.002	
6/25/2018	<0.002	
1/30/2019	<0.002	
6/26/2019	<0.002	
9/12/2019	<0.002	
3/16/2020	<0.002	
9/9/2020	<0.002	
3/17/2021	<0.002	
8/19/2021	<0.002	
3/2/2022	<0.002	
8/11/2022	<0.002	
2/20/2023	<0.002	
8/14/2023	<0.002	
2/14/2024		0.0012 (J)

ND substitution: RL or RL/2 if <15% NDs.

Prediction Limit

Constituent: Copper (mg/L) Analysis Run 8/13/2024 11:05 AM View: Appendix I

Plant Wansley Client: Southern Company Data: Wansley Landfill

	GWC-6	GWC-6
8/31/2011	<0.002	
10/30/2011	<0.002	
12/5/2011	<0.002	
1/25/2012	<0.002	
7/24/2012	<0.002	
1/8/2013	<0.002	
7/9/2013	<0.002	
1/15/2014	0.0031 (J)	
6/25/2014	<0.002	
1/20/2015	<0.002	
7/24/2015	<0.002	
1/20/2016	0.0011 (J)	
1/26/2017	<0.002	
8/3/2017	<0.002	
1/23/2018	<0.002	
6/25/2018	<0.002	
1/30/2019	<0.002	
6/26/2019	<0.002	
9/12/2019	<0.002	
3/16/2020	<0.002	
9/11/2020	<0.002	
3/17/2021	<0.002	
8/18/2021	<0.002	
3/2/2022	<0.002	
8/11/2022	<0.002	
2/20/2023	<0.002	
8/14/2023	<0.002	
2/14/2024		<0.002

ND substitution: RL or RL/2 if <15% NDs.

Prediction Limit

Constituent: Copper (mg/L) Analysis Run 8/13/2024 11:05 AM View: Appendix I

Plant Wansley Client: Southern Company Data: Wansley Landfill

	GWC-8	GWC-8
9/7/2011	<0.002	
10/30/2011	<0.002	
12/5/2011	<0.002	
1/19/2012	<0.002	
7/18/2012	<0.002	
1/7/2013	<0.002	
7/9/2013	<0.002	
1/14/2014	0.001 (J)	
6/24/2014	<0.002	
1/20/2015	0.0014 (J)	
7/27/2015	<0.002	
1/26/2016	0.0013 (J)	
1/26/2017	0.0021 (J)	
8/7/2017	0.0035	
1/24/2018	<0.002	
6/21/2018	0.0024 (J)	
1/22/2019	<0.002	
6/25/2019	0.00074 (J)	
9/10/2019	0.00065 (J)	
3/12/2020	0.0014 (J)	
9/14/2020	<0.002	
3/16/2021	0.001 (J)	
8/20/2021	0.0013 (J)	
3/2/2022	0.0019 (J)	
8/11/2022	<0.002	
2/15/2023	0.0014 (J)	
8/9/2023	<0.002	
2/21/2024		0.0028

ND substitution: RL or RL/2 if <15% NDs.

Prediction Limit

Constituent: Copper (mg/L) Analysis Run 8/13/2024 11:05 AM View: Appendix I

Plant Wansley Client: Southern Company Data: Wansley Landfill

	GWC-9	GWC-9
9/7/2011	<0.002	
10/30/2011	<0.002	
12/4/2011	<0.002	
1/19/2012	<0.002	
7/18/2012	<0.002	
1/8/2013	<0.002	
7/9/2013	<0.002	
1/14/2014	<0.002	
6/24/2014	<0.002	
1/20/2015	<0.002	
7/27/2015	<0.002	
1/26/2016	0.0022 (J)	
1/31/2017	0.0021 (J)	
8/7/2017	<0.002	
1/24/2018	<0.002	
6/21/2018	0.0026	
1/22/2019	<0.002	
6/25/2019	<0.002	
9/16/2019	<0.002	
3/16/2020	0.00077 (J)	
9/11/2020	<0.002	
3/16/2021	<0.002	
8/25/2021	<0.002	
3/9/2022	<0.002	
8/16/2022	<0.002	
2/15/2023	<0.002	
8/9/2023	<0.002	
2/19/2024		0.0012 (J)

ND substitution: RL or RL/2 if <15% NDs.

Prediction Limit

Constituent: Lead (mg/L) Analysis Run 8/13/2024 11:05 AM View: Appendix I

Plant Wansley Client: Southern Company Data: Wansley Landfill

	GWA-2	GWA-2
9/17/2011	<0.001	
10/27/2011	<0.001	
12/14/2011	<0.001	
2/7/2012	<0.001	
7/23/2012	<0.001	
1/23/2013	<0.001	
7/24/2013	<0.001	
1/22/2014	<0.001	
7/1/2014	<0.001	
1/22/2015	<0.001	
7/22/2015	<0.001	
1/20/2016	<0.001	
3/23/2016	<0.001	
5/24/2016	<0.001	
7/26/2016	<0.001	
9/16/2016	<0.001	
11/10/2016	<0.001	
1/19/2017	<0.001	
3/17/2017	<0.001	
4/28/2017	<0.001	
8/2/2017	<0.001	
1/19/2018	<0.001	
6/19/2018	<0.001	
1/17/2019	<0.001	
6/24/2019	<0.001	
9/10/2019	0.00014 (J)	
3/10/2020	<0.001	
9/10/2020	<0.001	
3/15/2021	<0.001	
8/18/2021	<0.001	
3/1/2022	<0.001	
8/9/2022	0.0002 (J)	
2/14/2023	<0.001	
8/9/2023	<0.001	
2/14/2024		0.0012

ND substitution: RL or RL/2 if <15% NDs.

Prediction Limit

Constituent: Lead (mg/L) Analysis Run 8/13/2024 11:05 AM View: Appendix I

Plant Wansley Client: Southern Company Data: Wansley Landfill

	GWA-28	GWA-28
9/16/2011	<0.001	
10/28/2011	<0.001	
12/12/2011	<0.001	
1/25/2012	<0.001	
7/16/2012	<0.001	
1/24/2013	<0.001	
7/23/2013	<0.001	
1/22/2014	<0.001	
7/1/2014	<0.001	
1/21/2015	<0.001	
7/21/2015	<0.001	
1/22/2016	<0.001	
3/22/2016	<0.001	
5/23/2016	<0.001	
7/25/2016	<0.001	
9/15/2016	<0.001	
11/9/2016	<0.001	
1/17/2017	<0.001	
3/16/2017	<0.001	
4/27/2017	<0.001	
8/1/2017	<0.001	
1/19/2018	<0.001	
6/19/2018	<0.001	
1/21/2019	<0.001	
6/25/2019	<0.001	
9/10/2019	<0.001	
3/10/2020	<0.001	
9/9/2020	0.00024 (J)	
3/15/2021	<0.001	
8/16/2021	<0.001	
3/1/2022	<0.001	
8/9/2022	<0.001	
2/14/2023	<0.001	
8/9/2023	<0.001	
2/14/2024		<0.001

ND substitution: RL or RL/2 if <15% NDs.

Prediction Limit

Constituent: Lead (mg/L) Analysis Run 8/13/2024 11:05 AM View: Appendix I

Plant Wansley Client: Southern Company Data: Wansley Landfill

	GWA-29	GWA-29
9/17/2011	<0.001	
10/28/2011	<0.001	
12/12/2011	<0.001	
1/31/2012	<0.001	
7/17/2012	<0.001	
1/24/2013	<0.001	
7/24/2013	<0.001	
1/22/2014	<0.001	
7/8/2014	<0.001 (D)	
1/21/2015	<0.001	
7/22/2015	<0.001	
1/19/2016	<0.001 (D)	
3/22/2016	<0.001	
5/19/2016	<0.001	
7/21/2016	<0.001	
1/17/2017	<0.001	
4/27/2017	<0.001	
7/18/2017	<0.001	
8/1/2017	<0.001	
1/19/2018	<0.001	
6/19/2018	<0.001	
1/18/2019	<0.001	
6/25/2019	0.00029 (J)	
9/10/2019	0.00028 (J)	
3/10/2020	<0.001	
9/9/2020	0.00013 (J)	
3/15/2021	0.00013 (J)	
8/18/2021	0.00021 (J)	
3/2/2022	<0.001	
8/9/2022	<0.001	
2/13/2023	<0.001	
8/8/2023	<0.001	
2/14/2024		0.00021 (J)

ND substitution: RL or RL/2 if <15% NDs.

Prediction Limit

Constituent: Lead (mg/L) Analysis Run 8/13/2024 11:05 AM View: Appendix I

Plant Wansley Client: Southern Company Data: Wansley Landfill

	GWA-3
8/31/2011	<0.001
6/25/2014	<0.001
7/21/2015	<0.001
3/31/2016	<0.001
5/25/2016	<0.001
7/27/2016	<0.001
8/1/2017	<0.001
10/3/2017	<0.001
6/20/2018	<0.001
1/18/2019	0.00011 (J)
6/25/2019	<0.001
9/11/2019	0.00017 (J)
3/10/2020	0.002
9/9/2020	0.00014 (J)
3/15/2021	<0.001
8/18/2021	<0.001
3/1/2022	<0.001
8/9/2022	<0.001
2/14/2023	<0.001
8/8/2023	<0.001

ND substitution: RL or RL/2 if <15% NDs.

Prediction Limit

Constituent: Lead (mg/L) Analysis Run 8/13/2024 11:05 AM View: Appendix I

Plant Wansley Client: Southern Company Data: Wansley Landfill

	GWA-4	GWA-4
8/31/2011	<0.001	
10/27/2011	<0.001	
12/14/2011	<0.001	
2/1/2012	<0.001	
7/23/2012	<0.001	
1/23/2013	<0.001	
7/17/2013	<0.001	
1/15/2014	<0.001	
6/25/2014	<0.001	
1/14/2015	<0.001	
7/21/2015	<0.001	
1/20/2016	<0.001	
3/23/2016	<0.001	
5/19/2016	<0.001	
7/21/2016	<0.001	
9/14/2016	<0.001	
11/10/2016	<0.001	
1/17/2017	<0.001	
3/16/2017	<0.001	
4/27/2017	<0.001	
8/2/2017	<0.001	
1/22/2018	<0.001	
6/19/2018	<0.001	
1/17/2019	<0.001	
6/24/2019	<0.001	
9/10/2019	<0.001	
3/10/2020	<0.001	
9/9/2020	<0.001	
3/15/2021	<0.001	
8/18/2021	0.00031 (J)	
3/1/2022	<0.001	
8/9/2022	<0.001	
2/14/2023	<0.001	
8/9/2023	<0.001	
2/14/2024		<0.001

ND substitution: RL or RL/2 if <15% NDs.

Prediction Limit

Constituent: Lead (mg/L) Analysis Run 8/13/2024 11:05 AM View: Appendix I

Plant Wansley Client: Southern Company Data: Wansley Landfill

	GWC-10	GWC-10
1/25/2016	<0.001	
3/30/2016	<0.001	
5/25/2016	<0.001	
7/27/2016	0.0013	
9/16/2016	<0.001	
11/17/2016	<0.001	
2/1/2017	<0.001	
3/24/2017	<0.001	
5/3/2017	<0.001	
8/8/2017	<0.001	
1/25/2018	<0.001	
6/21/2018	<0.001	
1/31/2019	0.00013 (J)	
6/26/2019	<0.001	
9/17/2019	0.00014 (J)	
3/17/2020	0.00015 (J)	
9/10/2020	0.0022	
12/2/2020	<0.001	
3/18/2021	0.00013 (J)	
8/20/2021	<0.001	
3/8/2022	<0.001	
8/16/2022	<0.001	
2/15/2023	<0.001	
8/10/2023	<0.001	
2/20/2024		<0.001

ND substitution: RL or RL/2 if <15% NDs.

Prediction Limit

Constituent: Lead (mg/L) Analysis Run 8/13/2024 11:05 AM View: Appendix I

Plant Wansley Client: Southern Company Data: Wansley Landfill

	GWC-11	GWC-11
9/13/2011	<0.001	
10/28/2011	<0.001	
12/4/2011	<0.001	
2/9/2012	<0.001	
7/18/2012	<0.001	
1/8/2013	<0.001	
7/9/2013	<0.001	
1/15/2014	<0.001	
6/25/2014	<0.001	
1/21/2015	<0.001	
7/28/2015	<0.001	
1/26/2016	<0.001	
3/29/2016	<0.001	
5/25/2016	<0.001	
7/25/2016	<0.001	
9/19/2016	<0.001	
11/16/2016	<0.001	
1/31/2017	<0.001	
3/23/2017	<0.001	
5/2/2017	<0.001	
8/7/2017	<0.001	
1/24/2018	<0.001	
6/20/2018	<0.001	
1/24/2019	<0.001	
6/26/2019	<0.001	
9/16/2019	<0.001	
3/16/2020	0.00037 (J)	
9/10/2020	0.00023 (J)	
3/17/2021	<0.001	
8/23/2021	<0.001	
3/7/2022	<0.001	
8/15/2022	<0.001	
2/21/2023	0.00039 (J)	
8/14/2023	<0.001	
2/14/2024		<0.001

ND substitution: RL or RL/2 if <15% NDs.

Prediction Limit

Constituent: Lead (mg/L) Analysis Run 8/13/2024 11:05 AM View: Appendix I

Plant Wansley Client: Southern Company Data: Wansley Landfill

	GWC-12	GWC-12
9/13/2011	<0.001	
10/28/2011	<0.001	
12/4/2011	<0.001	
1/24/2012	<0.001	
7/11/2012	<0.001	
1/8/2013	<0.001	
7/10/2013	<0.001	
1/21/2014	<0.001	
7/1/2014	<0.001	
1/21/2015	<0.001	
7/28/2015	<0.001	
1/26/2016	<0.001	
3/29/2016	<0.001	
5/25/2016	<0.001	
7/22/2016	<0.001	
9/15/2016	<0.001	
11/16/2016	<0.001	
1/31/2017	<0.001	
3/23/2017	<0.001	
5/3/2017	<0.001	
8/7/2017	<0.001	
1/24/2018	<0.001	
6/26/2018	<0.001	
1/25/2019	<0.001	
6/26/2019	<0.001	
9/11/2019	<0.001	
3/18/2020	0.0002 (J)	
9/10/2020	<0.001	
3/16/2021	<0.001	
8/19/2021	<0.001	
3/7/2022	<0.001	
8/16/2022	<0.001	
2/15/2023	<0.001	
8/14/2023	<0.001	
2/20/2024		<0.001

ND substitution: RL or RL/2 if <15% NDs.

Prediction Limit

Constituent: Lead (mg/L) Analysis Run 8/13/2024 11:05 AM View: Appendix I

Plant Wansley Client: Southern Company Data: Wansley Landfill

	GWC-13	GWC-13
9/13/2011	<0.001	
10/28/2011	<0.001	
12/4/2011	<0.001	
1/24/2012	<0.001	
7/11/2012	<0.001	
1/8/2013	<0.001	
7/10/2013	<0.001	
1/21/2014	<0.001	
7/1/2014	<0.001	
1/21/2015	<0.001	
7/28/2015	<0.001	
1/27/2016	<0.001	
3/29/2016	<0.001	
5/25/2016	<0.001	
7/26/2016	<0.001	
9/15/2016	<0.001	
11/17/2016	<0.001	
1/31/2017	<0.001	
3/23/2017	<0.001	
5/3/2017	<0.001	
8/4/2017	<0.001	
1/25/2018	<0.001	
6/20/2018	<0.001	
1/22/2019	<0.001	
6/25/2019	<0.001	
9/12/2019	<0.001	
3/12/2020	<0.001	
9/10/2020	<0.001	
3/17/2021	<0.001	
8/23/2021	<0.001	
3/8/2022	<0.001	
8/15/2022	<0.001	
2/21/2023	0.00037 (J)	
8/16/2023	<0.001	
2/19/2024		<0.001

ND substitution: RL or RL/2 if <15% NDs.

Prediction Limit

Constituent: Lead (mg/L) Analysis Run 8/13/2024 11:05 AM View: Appendix I

Plant Wansley Client: Southern Company Data: Wansley Landfill

	GWC-15	GWC-15
9/16/2011	<0.001	
10/27/2011	<0.001	
12/3/2011	<0.001	
2/9/2012	<0.001	
7/11/2012	<0.001	
1/8/2013	<0.001	
7/2/2013	<0.001	
1/21/2014	<0.001	
6/24/2014	<0.001	
1/14/2015	<0.001	
7/22/2015	<0.001	
1/27/2016	<0.001	
3/30/2016	<0.001	
5/25/2016	<0.001	
7/26/2016	<0.001	
9/20/2016	<0.001	
11/17/2016	<0.001	
2/1/2017	<0.001	
3/23/2017	<0.001	
5/3/2017	<0.001	
8/4/2017	<0.001	
1/25/2018	<0.001	
6/20/2018	<0.001	
1/22/2019	<0.001	
6/25/2019	<0.001	
9/17/2019	<0.001	
3/16/2020	0.00014 (J)	
9/10/2020	<0.001	
3/18/2021	<0.001	
8/24/2021	<0.001	
3/7/2022	<0.001	
8/16/2022	<0.001	
2/21/2023	0.00025 (J)	
8/14/2023	<0.001	
2/21/2024		<0.001

ND substitution: RL or RL/2 if <15% NDs.

Prediction Limit

Constituent: Lead (mg/L) Analysis Run 8/13/2024 11:05 AM View: Appendix I

Plant Wansley Client: Southern Company Data: Wansley Landfill

	GWC-16	GWC-16
8/30/2011	<0.001	
10/26/2011	<0.001	
12/3/2011	<0.001	
1/25/2012	<0.001	
7/11/2012	<0.001	
1/8/2013	<0.001	
7/2/2013	<0.001	
1/14/2014	<0.001	
6/25/2014	<0.001	
1/13/2015	<0.001	
7/22/2015	<0.001	
1/27/2016	<0.001	
3/30/2016	<0.001	
5/25/2016	<0.001	
7/27/2016	<0.001	
9/16/2016	<0.001	
11/17/2016	<0.001	
2/1/2017	<0.001	
3/24/2017	<0.001	
5/3/2017	<0.001	
8/7/2017	<0.001	
1/25/2018	<0.001	
6/20/2018	<0.001	
1/25/2019	<0.001	
6/25/2019	<0.001	
9/11/2019	<0.001	
3/17/2020	<0.001	
9/11/2020	<0.001	
3/17/2021	<0.001	
8/20/2021	<0.001	
3/8/2022	<0.001	
8/16/2022	<0.001	
2/20/2023	0.00025 (J)	
8/14/2023	<0.001	
2/21/2024		<0.001

ND substitution: RL or RL/2 if <15% NDs.

Prediction Limit

Constituent: Lead (mg/L) Analysis Run 8/13/2024 11:05 AM View: Appendix I

Plant Wansley Client: Southern Company Data: Wansley Landfill

	GWC-17	GWC-17
8/30/2011	<0.001	
10/26/2011	<0.001	
12/3/2011	<0.001	
1/25/2012	<0.001	
7/11/2012	<0.001	
1/8/2013	<0.001	
7/16/2013	<0.001	
1/14/2014	<0.001	
6/25/2014	<0.001	
1/14/2015	<0.001	
7/28/2015	<0.001	
1/27/2016	<0.001	
3/30/2016	<0.001	
5/25/2016	<0.001	
7/27/2016	<0.001	
9/19/2016	<0.001	
11/17/2016	<0.001	
2/1/2017	0.0009 (J)	
3/24/2017	<0.001	
5/3/2017	<0.001	
8/7/2017	<0.001	
1/25/2018	<0.001	
6/26/2018	<0.001	
1/24/2019	<0.001	
6/25/2019	<0.001	
9/11/2019	<0.001	
3/17/2020	<0.001	
9/14/2020	<0.001	
3/16/2021	<0.001	
8/20/2021	<0.001	
3/8/2022	<0.001	
8/11/2022	<0.001	
2/20/2023	0.00027 (J)	
8/10/2023	<0.001	
2/20/2024		<0.001

ND substitution: RL or RL/2 if <15% NDs.

Prediction Limit

Constituent: Lead (mg/L) Analysis Run 8/13/2024 11:05 AM View: Appendix I

Plant Wansley Client: Southern Company Data: Wansley Landfill

	GWC-18	GWC-18
8/30/2011	<0.001	
10/26/2011	<0.001	
12/3/2011	<0.001	
2/9/2012	<0.001	
7/11/2012	<0.001	
1/8/2013	<0.001	
7/16/2013	<0.001	
1/14/2014	<0.001	
6/24/2014	<0.001	
1/13/2015	0.0026 (Jo)	
7/23/2015	<0.001	
1/27/2016	<0.001	
3/30/2016	<0.001	
5/26/2016	<0.001	
7/25/2016	<0.001	
9/19/2016	<0.001	
11/17/2016	<0.001	
2/1/2017	<0.001	
3/24/2017	<0.001	
5/3/2017	<0.001	
8/7/2017	<0.001	
1/25/2018	<0.001	
6/21/2018	<0.001	
1/28/2019	0.00016 (J)	
6/27/2019	<0.001	
9/11/2019	<0.001	
3/17/2020	<0.001	
9/14/2020	<0.001	
3/16/2021	<0.001	
8/24/2021	<0.001	
3/8/2022	<0.001	
8/11/2022	<0.001	
2/20/2023	0.00025 (J)	
8/9/2023	<0.001	
2/21/2024		<0.001

ND substitution: RL or RL/2 if <15% NDs.

Prediction Limit

Constituent: Lead (mg/L) Analysis Run 8/13/2024 11:05 AM View: Appendix I

Plant Wansley Client: Southern Company Data: Wansley Landfill

	GWC-19	GWC-19
8/30/2011	<0.001	
10/26/2011	<0.001	
12/3/2011	<0.001	
2/8/2012	<0.001	
7/11/2012	<0.001	
1/8/2013	<0.001	
7/16/2013	<0.001	
1/21/2014	<0.001	
6/24/2014	<0.001	
1/13/2015	<0.001	
7/23/2015	<0.001	
1/27/2016	<0.001	
3/30/2016	<0.001	
5/26/2016	<0.001	
7/25/2016	<0.001	
9/19/2016	<0.001	
11/17/2016	<0.001	
2/2/2017	<0.001	
3/24/2017	<0.001	
5/3/2017	0.0013	
8/7/2017	<0.001	
1/25/2018	<0.001	
6/21/2018	<0.001	
1/28/2019	0.00011 (J)	
6/26/2019	<0.001	
9/12/2019	<0.001	
3/18/2020	<0.001	
9/15/2020	<0.001	
3/17/2021	0.00017 (J)	
8/24/2021	0.00019 (J)	
3/8/2022	<0.001	
8/11/2022	0.00019 (J)	
2/21/2023	<0.001	
8/9/2023	<0.001	
2/21/2024		<0.001

ND substitution: RL or RL/2 if <15% NDs.

Prediction Limit

Constituent: Lead (mg/L) Analysis Run 8/13/2024 11:05 AM View: Appendix I

Plant Wansley Client: Southern Company Data: Wansley Landfill

	GWC-20	GWC-20
8/31/2011	<0.001	
10/27/2011	<0.001	
12/4/2011	<0.001	
2/8/2012	<0.001	
7/11/2012	<0.001	
1/8/2013	<0.001	
7/16/2013	<0.001	
1/21/2014	<0.001	
6/24/2014	<0.001	
1/13/2015	<0.001	
7/23/2015	<0.001	
1/27/2016	<0.001	
3/30/2016	<0.001	
5/26/2016	<0.001	
7/25/2016	<0.001	
9/20/2016	<0.001	
11/17/2016	<0.001	
2/2/2017	<0.001	
3/28/2017	<0.001	
5/4/2017	<0.001	
8/7/2017	0.011 (O)	
1/26/2018	<0.001	
6/21/2018	<0.001	
1/28/2019	0.00014 (J)	
6/25/2019	<0.001	
9/11/2019	<0.001	
3/18/2020	<0.001	
9/15/2020	<0.001	
3/16/2021	0.00014 (J)	
8/24/2021	<0.001	
3/7/2022	<0.001	
8/16/2022	<0.001	
2/22/2023	<0.001	
8/9/2023	<0.001	
2/20/2024		<0.001

ND substitution: RL or RL/2 if <15% NDs.

Prediction Limit

Constituent: Lead (mg/L) Analysis Run 8/13/2024 11:05 AM View: Appendix I

Plant Wansley Client: Southern Company Data: Wansley Landfill

	GWC-21	GWC-21
8/31/2011	<0.001	
10/27/2011	<0.001	
12/4/2011	<0.001	
2/8/2012	<0.001	
7/17/2012	<0.001	
1/9/2013	<0.001	
7/16/2013	<0.001	
1/21/2014	<0.001	
6/24/2014	<0.001	
1/13/2015	<0.001	
7/23/2015	<0.001	
1/26/2016	<0.001	
3/30/2016	<0.001	
5/26/2016	<0.001	
7/26/2016	<0.001	
9/20/2016	<0.001	
11/17/2016	<0.001	
2/2/2017	<0.001	
3/28/2017	<0.001	
5/4/2017	<0.001	
8/7/2017	<0.001	
1/26/2018	<0.001	
6/20/2018	<0.001	
1/24/2019	<0.001	
6/25/2019	<0.001	
9/11/2019	0.00017 (J)	
3/18/2020	<0.001	
9/15/2020	<0.001	
3/16/2021	0.00019 (J)	
8/19/2021	0.00018 (J)	
3/7/2022	<0.001	
8/16/2022	<0.001	
2/21/2023	<0.001	
8/9/2023	<0.001	
2/19/2024		<0.001

ND substitution: RL or RL/2 if <15% NDs.

Prediction Limit

Constituent: Lead (mg/L) Analysis Run 8/13/2024 11:05 AM View: Appendix I

Plant Wansley Client: Southern Company Data: Wansley Landfill

	GWC-22	GWC-22
9/15/2011	<0.001	
10/29/2011	<0.001	
12/13/2011	<0.001	
1/25/2012	<0.001	
7/18/2012	<0.001	
1/22/2013	<0.001	
7/16/2013	<0.001	
1/21/2014	<0.001	
6/25/2014	<0.001	
1/14/2015	<0.001	
7/23/2015	<0.001	
1/26/2016	<0.001	
3/31/2016	<0.001	
5/26/2016	<0.001	
7/26/2016	<0.001	
9/20/2016	<0.001	
11/17/2016	<0.001	
2/3/2017	<0.001	
3/28/2017	<0.001	
5/3/2017	<0.001	
8/8/2017	<0.001	
1/25/2018	<0.001	
6/20/2018	<0.001	
1/24/2019	<0.001	
6/25/2019	<0.001	
9/10/2019	<0.001	
3/18/2020	0.00067 (J)	
9/10/2020	<0.001	
3/15/2021	0.00025 (J)	
8/19/2021	<0.001	
3/8/2022	<0.001	
8/17/2022	<0.001	
2/14/2023	<0.001	
8/14/2023	<0.001	
2/14/2024		<0.001

ND substitution: RL or RL/2 if <15% NDs.

Prediction Limit

Constituent: Lead (mg/L) Analysis Run 8/13/2024 11:05 AM View: Appendix I

Plant Wansley Client: Southern Company Data: Wansley Landfill

	GWC-23	GWC-23
9/16/2011	<0.001	
10/29/2011	<0.001	
12/13/2011	<0.001	
1/31/2012	<0.001	
7/18/2012	<0.001	
1/22/2013	<0.001	
7/23/2013	<0.001	
1/22/2014	<0.001	
7/1/2014	<0.001	
1/22/2015	<0.001	
7/29/2015	<0.001	
1/21/2016	<0.001	
3/29/2016	<0.001	
5/25/2016	<0.001	
7/27/2016	<0.001	
9/20/2016	<0.001	
11/18/2016	<0.001	
2/3/2017	<0.001	
3/28/2017	<0.001	
5/4/2017	<0.001	
8/8/2017	<0.001	
1/25/2018	<0.001	
6/20/2018	<0.001	
1/25/2019	<0.001	
6/26/2019	<0.001	
9/12/2019	<0.001	
3/18/2020	0.00022 (J)	
9/10/2020	<0.001	
3/18/2021	0.00029 (J)	
8/23/2021	0.00033 (J)	
3/9/2022	<0.001	
8/16/2022	<0.001	
2/21/2023	0.00022 (J)	
8/15/2023	<0.001	
2/19/2024		0.00034 (J)

ND substitution: RL or RL/2 if <15% NDs.

Prediction Limit

Constituent: Lead (mg/L) Analysis Run 8/13/2024 11:05 AM View: Appendix I

Plant Wansley Client: Southern Company Data: Wansley Landfill

	GWC-24	GWC-24
7/8/2014	<0.001	
7/31/2015	<0.001	
1/20/2016	<0.001	
3/30/2016	<0.001	
5/25/2016	<0.001	
7/27/2016	<0.001	
9/16/2016	<0.001	
11/18/2016	<0.001	
2/3/2017	<0.001	
3/29/2017	<0.001	
5/4/2017	<0.001	
8/8/2017	<0.001	
1/25/2018	<0.001	
6/27/2018	<0.001	
1/31/2019	0.00013 (J)	
6/26/2019	0.00016 (J)	
9/11/2019	0.00015 (J)	
3/12/2020	0.00013 (J)	
9/15/2020	<0.001	
3/18/2021	0.00022 (J)	
8/19/2021	0.0015	
3/10/2022	<0.001	
8/18/2022	<0.001	
2/16/2023	<0.001	
8/16/2023	<0.001	
2/22/2024		0.00039 (J)

ND substitution: RL or RL/2 if <15% NDs.

Prediction Limit

Constituent: Lead (mg/L) Analysis Run 8/13/2024 11:05 AM View: Appendix I

Plant Wansley Client: Southern Company Data: Wansley Landfill

	GWC-25	GWC-25
9/17/2011	<0.001	
10/31/2011	<0.001	
12/14/2011	<0.001	
2/7/2012	<0.001	
7/17/2012	<0.001	
7/24/2013	<0.001	
1/23/2014	<0.001	
7/8/2014	<0.001	
1/21/2015	<0.001	
7/30/2015	<0.001	
1/21/2016	<0.001	
3/28/2016	<0.001	
5/25/2016	<0.001	
7/27/2016	<0.001	
9/19/2016	<0.001	
11/15/2016	<0.001	
1/24/2017	<0.001	
3/23/2017	<0.001	
5/2/2017	0.0021 (o)	
8/3/2017	<0.001	
1/25/2018	<0.001	
6/27/2018	<0.001	
1/24/2019	0.00021 (J)	
6/25/2019	<0.001	
9/11/2019	0.00024 (J)	
3/12/2020	0.00018 (J)	
9/14/2020	<0.001	
3/17/2021	0.00013 (J)	
8/19/2021	0.00028 (J)	
3/8/2022	<0.001	
8/10/2022	<0.001	
2/21/2023	0.00027 (J)	
8/15/2023	<0.001	
2/21/2024		<0.001

ND substitution: RL or RL/2 if <15% NDs.

Prediction Limit

Constituent: Lead (mg/L) Analysis Run 8/13/2024 11:05 AM View: Appendix I

Plant Wansley Client: Southern Company Data: Wansley Landfill

	GWC-26	GWC-26
9/17/2011	<0.001	
10/29/2011	<0.001	
12/14/2011	<0.001	
2/7/2012	<0.001	
7/17/2012	<0.001	
1/24/2013	<0.001	
7/24/2013	<0.001	
1/23/2014	<0.001	
7/8/2014	<0.001	
1/21/2015	<0.001	
7/31/2015	<0.001	
1/25/2016	<0.001	
3/24/2016	<0.001	
5/25/2016	<0.001	
7/26/2016	<0.001	
9/19/2016	<0.001	
11/14/2016	<0.001	
1/19/2017	<0.001	
3/16/2017	<0.001	
5/1/2017	<0.001	
8/3/2017	<0.001	
1/22/2018	<0.001	
6/27/2018	<0.001	
1/24/2019	9.8E-05 (J)	
6/25/2019	<0.001	
9/12/2019	<0.001	
3/13/2020	0.00013 (J)	
9/15/2020	<0.001	
3/17/2021	<0.001	
8/19/2021	0.0015	
3/9/2022	<0.001	
8/10/2022	<0.001	
2/21/2023	<0.001	
8/16/2023	<0.001	
2/20/2024		<0.001

ND substitution: RL or RL/2 if <15% NDs.

Prediction Limit

Constituent: Lead (mg/L) Analysis Run 8/13/2024 11:05 AM View: Appendix I

Plant Wansley Client: Southern Company Data: Wansley Landfill

	GWC-27	GWC-27
9/17/2011	<0.001	
10/29/2011	<0.001	
12/14/2011	<0.001	
1/25/2012	<0.001	
7/17/2012	<0.001	
1/24/2013	<0.001	
7/24/2013	<0.001	
1/23/2014	<0.001	
7/8/2014	<0.001	
1/21/2015	<0.001	
7/30/2015	<0.001	
1/22/2016	<0.001	
3/23/2016	<0.001	
5/24/2016	<0.001	
7/26/2016	<0.001	
9/19/2016	<0.001	
11/11/2016	<0.001	
1/20/2017	<0.001	
3/16/2017	<0.001	
4/28/2017	<0.001	
8/3/2017	<0.001	
1/19/2018	<0.001	
6/27/2018	<0.001	
1/24/2019	9.8E-05 (J)	
6/26/2019	<0.001	
9/12/2019	0.00016 (J)	
3/12/2020	<0.001	
9/9/2020	0.00023 (J)	
3/18/2021	<0.001	
8/23/2021	0.00027 (J)	
3/8/2022	<0.001	
8/10/2022	<0.001	
2/20/2023	0.00029 (J)	
8/15/2023	<0.001	
2/20/2024		<0.001

ND substitution: RL or RL/2 if <15% NDs.

Prediction Limit

Constituent: Lead (mg/L) Analysis Run 8/13/2024 11:05 AM View: Appendix I

Plant Wansley Client: Southern Company Data: Wansley Landfill

	GWC-30	GWC-30
9/15/2011	<0.001	
10/28/2011	<0.001	
12/13/2011	<0.001	
2/8/2012	<0.001	
7/18/2012	<0.001	
1/24/2013	<0.001	
7/24/2013	<0.001	
1/23/2014	<0.001	
7/1/2014	<0.001	
1/20/2015	<0.001	
7/30/2015	<0.001	
1/19/2016	<0.001	
3/23/2016	<0.001	
5/20/2016	<0.001	
7/21/2016	<0.001	
9/20/2016	<0.001	
11/14/2016	<0.001	
1/24/2017	<0.001	
3/17/2017	<0.001	
5/1/2017	<0.001	
8/4/2017	<0.001	
1/24/2018	<0.001	
6/21/2018	<0.001	
1/30/2019	<0.001	
6/27/2019	<0.001	
9/10/2019	<0.001	
3/11/2020	<0.001	
9/10/2020	0.00016 (J)	
3/18/2021	<0.001	
8/23/2021	<0.001	
3/2/2022	<0.001	
8/10/2022	<0.001	
2/14/2023	<0.001	
8/16/2023	<0.001	
2/21/2024		<0.001

ND substitution: RL or RL/2 if <15% NDs.

Prediction Limit

Constituent: Lead (mg/L) Analysis Run 8/13/2024 11:05 AM View: Appendix I

Plant Wansley Client: Southern Company Data: Wansley Landfill

	GWC-31	GWC-31
9/17/2011	<0.001	
10/31/2011	<0.001	
2/7/2012	<0.001	
1/23/2013	<0.001	
1/23/2014	0.0012 (J)	
7/1/2014	<0.001	
1/21/2015	<0.001	
1/25/2016	<0.001	
3/30/2016	<0.001	
5/25/2016	<0.001	
7/27/2016	0.00078 (J)	
1/25/2017	0.00042 (J)	
3/23/2017	<0.001	
5/2/2017	0.00039 (J)	
7/19/2017	0.00051 (J)	
8/4/2017	0.00037 (J)	
1/23/2018	<0.001	
6/27/2018	<0.001	
1/31/2019	0.00015 (J)	
6/26/2019	0.00022 (J)	
9/11/2019	0.0013	
3/17/2020	0.00051 (J)	
9/11/2020	0.00026 (J)	
3/16/2021	0.00046 (J)	
8/25/2021	0.00031 (J)	
3/10/2022	<0.001	
8/16/2022	<0.001	
2/22/2023	0.00025 (J)	
8/16/2023	0.0013	
2/21/2024		0.00071 (J)

ND substitution: RL or RL/2 if <15% NDs.

Prediction Limit

Constituent: Lead (mg/L) Analysis Run 8/13/2024 11:05 AM View: Appendix I

Plant Wansley Client: Southern Company Data: Wansley Landfill

	GWC-33	GWC-33
9/16/2011	<0.001	
10/30/2011	<0.001	
12/13/2011	<0.001	
2/1/2012	<0.001	
7/17/2012	<0.001	
1/23/2013	<0.001	
7/17/2013	<0.001	
1/23/2014	<0.001	
1/20/2015	<0.001	
7/29/2015	<0.001	
1/25/2016	<0.001	
3/23/2016	<0.001	
5/24/2016	<0.001	
7/22/2016	<0.001	
9/16/2016	<0.001	
11/17/2016	<0.001	
1/25/2017	<0.001	
3/23/2017	<0.001	
5/1/2017	<0.001	
8/4/2017	<0.001	
1/23/2018	<0.001	
6/26/2018	<0.001	
1/30/2019	<0.001	
6/26/2019	<0.001	
9/12/2019	0.00031 (J)	
3/12/2020	0.00015 (J)	
9/16/2020	<0.001	
3/18/2021	<0.001	
8/24/2021	0.00027 (J)	
3/9/2022	<0.001	
8/15/2022	<0.001	
2/20/2023	0.00027 (J)	
8/15/2023	<0.001	
2/20/2024		<0.001

ND substitution: RL or RL/2 if <15% NDs.

Prediction Limit

Constituent: Lead (mg/L) Analysis Run 8/13/2024 11:05 AM View: Appendix I

Plant Wansley Client: Southern Company Data: Wansley Landfill

	GWC-34	GWC-34
9/16/2011	<0.001	
10/31/2011	<0.001	
12/12/2011	<0.001	
2/1/2012	<0.001	
7/16/2012	<0.001	
1/22/2013	<0.001	
7/17/2013	<0.001	
1/23/2014	<0.001	
6/25/2014	<0.001	
1/14/2015	<0.001	
7/29/2015	<0.001	
1/21/2016	<0.001	
3/24/2016	<0.001	
5/23/2016	<0.001	
7/21/2016	<0.001	
9/15/2016	<0.001	
11/15/2016	<0.001	
1/25/2017	<0.001	
3/22/2017	<0.001	
5/1/2017	<0.001	
8/3/2017	<0.001	
1/23/2018	<0.001	
6/20/2018	<0.001	
1/28/2019	0.00022 (J)	
6/26/2019	<0.001	
9/11/2019	<0.001	
3/11/2020	<0.001	
9/11/2020	<0.001	
3/16/2021	<0.001	
8/24/2021	<0.001	
3/2/2022	<0.001	
8/10/2022	<0.001	
2/20/2023	0.00026 (J)	
8/16/2023	<0.001	
2/22/2024		<0.001

ND substitution: RL or RL/2 if <15% NDs.

Prediction Limit

Constituent: Lead (mg/L) Analysis Run 8/13/2024 11:05 AM View: Appendix I

Plant Wansley Client: Southern Company Data: Wansley Landfill

	GWC-5	GWC-5
8/31/2011	<0.001	
10/27/2011	<0.001	
12/5/2011	<0.001	
1/25/2012	<0.001	
7/18/2012	<0.001	
1/9/2013	<0.001	
7/17/2013	<0.001	
1/15/2014	<0.001	
6/25/2014	<0.001	
1/13/2015	<0.001	
7/24/2015	<0.001	
1/20/2016	<0.001	
3/28/2016	<0.001	
5/23/2016	<0.001	
7/21/2016	<0.001	
9/15/2016	<0.001	
11/15/2016	<0.001	
1/26/2017	<0.001	
3/22/2017	<0.001	
5/2/2017	<0.001	
8/3/2017	<0.001	
1/23/2018	<0.001	
6/25/2018	<0.001	
1/30/2019	0.00014 (J)	
6/26/2019	<0.001	
9/12/2019	<0.001	
3/16/2020	<0.001	
9/9/2020	<0.001	
3/17/2021	<0.001	
8/19/2021	<0.001	
3/2/2022	<0.001	
8/11/2022	<0.001	
2/20/2023	<0.001	
8/14/2023	<0.001	
2/14/2024		<0.001

ND substitution: RL or RL/2 if <15% NDs.

Prediction Limit

Constituent: Lead (mg/L) Analysis Run 8/13/2024 11:05 AM View: Appendix I

Plant Wansley Client: Southern Company Data: Wansley Landfill

	GWC-7	GWC-7
9/7/2011	<0.001	
10/30/2011	<0.001	
12/5/2011	<0.001	
1/25/2012	<0.001	
7/18/2012	<0.001	
1/7/2013	<0.001	
7/9/2013	<0.001	
1/14/2014	<0.001	
6/24/2014	<0.001	
1/20/2015	<0.001	
7/27/2015	<0.001	
1/26/2016	<0.001	
3/29/2016	<0.001	
5/24/2016	<0.001	
7/22/2016	<0.001	
9/15/2016	<0.001	
11/16/2016	<0.001	
1/26/2017	<0.001	
3/22/2017	<0.001	
5/2/2017	<0.001	
8/4/2017	<0.001	
1/23/2018	<0.001	
6/25/2018	<0.001	
1/21/2019	<0.001	
6/25/2019	<0.001	
9/10/2019	<0.001	
3/12/2020	<0.001	
9/14/2020	<0.001	
3/16/2021	<0.001	
8/19/2021	<0.001	
3/2/2022	<0.001	
8/11/2022	<0.001	
2/21/2023	0.00036 (J)	
8/9/2023	<0.001	
2/21/2024		<0.001

ND substitution: RL or RL/2 if <15% NDs.

Prediction Limit

Constituent: Lead (mg/L) Analysis Run 8/13/2024 11:05 AM View: Appendix I

Plant Wansley Client: Southern Company Data: Wansley Landfill

	GWC-8	GWC-8
9/7/2011	<0.001	
10/30/2011	<0.001	
12/5/2011	<0.001	
1/19/2012	<0.001	
7/18/2012	<0.001	
1/7/2013	<0.001	
7/9/2013	<0.001	
1/14/2014	<0.001	
6/24/2014	<0.001	
1/20/2015	<0.001	
7/27/2015	<0.001	
1/26/2016	<0.001	
3/29/2016	<0.001	
5/24/2016	<0.001	
7/26/2016	<0.001	
9/19/2016	<0.001	
11/16/2016	<0.001	
1/26/2017	<0.001	
3/23/2017	<0.001	
5/3/2017	<0.001	
8/7/2017	<0.001	
1/24/2018	<0.001	
6/21/2018	0.00036 (J)	
1/22/2019	<0.001	
6/25/2019	<0.001	
9/10/2019	<0.001	
3/12/2020	0.00028 (J)	
9/14/2020	<0.001	
3/16/2021	<0.001	
8/20/2021	0.00031 (J)	
3/2/2022	<0.001	
8/11/2022	<0.001	
2/15/2023	<0.001	
8/9/2023	<0.001	
2/21/2024		<0.001

ND substitution: RL or RL/2 if <15% NDs.

Prediction Limit

Constituent: Lead (mg/L) Analysis Run 8/13/2024 11:05 AM View: Appendix I

Plant Wansley Client: Southern Company Data: Wansley Landfill

	GWC-9	GWC-9
9/7/2011	<0.001	
10/30/2011	<0.001	
12/4/2011	<0.001	
1/19/2012	<0.001	
7/18/2012	<0.001	
1/8/2013	<0.001	
7/9/2013	<0.001	
1/14/2014	<0.001	
6/24/2014	<0.001	
1/20/2015	<0.001	
7/27/2015	<0.001	
1/26/2016	<0.001	
3/29/2016	<0.001	
5/24/2016	<0.001	
7/25/2016	<0.001	
9/19/2016	<0.001	
11/16/2016	<0.001	
1/31/2017	<0.001	
3/23/2017	<0.001	
5/2/2017	<0.001	
8/7/2017	<0.001	
1/24/2018	<0.001	
6/21/2018	<0.001	
1/22/2019	<0.001	
6/25/2019	<0.001	
9/16/2019	<0.001	
3/16/2020	0.00025 (J)	
9/11/2020	<0.001	
3/16/2021	<0.001	
8/25/2021	<0.001	
3/9/2022	<0.001	
8/16/2022	<0.001	
2/15/2023	<0.001	
8/9/2023	<0.001	
2/19/2024		<0.001

ND substitution: RL or RL/2 if <15% NDs.

Prediction Limit

Constituent: Mercury (mg/L) Analysis Run 8/13/2024 11:05 AM View: Appendix I

Plant Wansley Client: Southern Company Data: Wansley Landfill

	GWA-1	GWA-1
9/16/2011	<0.0002	
10/27/2011	<0.0002	
12/13/2011	<0.0002	
1/31/2012	<0.0002	
7/18/2012	<0.0002	
1/24/2013	<0.0002	
7/17/2013	<0.0002	
1/21/2014	<0.0002	
6/25/2014	<0.0002	
1/14/2015	<0.0002	
7/21/2015	<0.0002	
1/21/2016	<0.0002	
3/23/2016	<0.0002	
5/20/2016	<0.0002	
7/21/2016	9.7E-05 (J)	
9/15/2016	<0.0002	
11/11/2016	<0.0002	
1/19/2017	<0.0002	
3/16/2017	0.00015 (J)	
4/28/2017	<0.0002	
8/3/2017	<0.0002	
1/19/2018	<0.0002	
6/19/2018	<0.0002	
1/17/2019	<0.0002	
6/24/2019	<0.0002	
9/9/2019	<0.0002	
3/10/2020	<0.0002	
9/9/2020	<0.0002	
3/15/2021	<0.0002	
8/16/2021	<0.0002	
2/28/2022	<0.0002	
8/9/2022	<0.0002	
2/14/2023	<0.0002	
8/9/2023	<0.0002	
2/13/2024		<0.0002

ND substitution: RL or RL/2 if <15% NDs.

Prediction Limit

Constituent: Mercury (mg/L) Analysis Run 8/13/2024 11:05 AM View: Appendix I

Plant Wansley Client: Southern Company Data: Wansley Landfill

	GWA-2	GWA-2
9/17/2011	<0.0002	
10/27/2011	<0.0002	
12/14/2011	<0.0002	
2/7/2012	<0.0002	
7/23/2012	<0.0002	
1/23/2013	<0.0002	
7/24/2013	<0.0002	
1/22/2014	<0.0002	
7/1/2014	<0.0002	
1/22/2015	<0.0002	
7/22/2015	<0.0002	
1/20/2016	<0.0002	
3/23/2016	<0.0002	
5/24/2016	<0.0002	
7/26/2016	0.00012 (J)	
9/16/2016	<0.0002	
11/10/2016	<0.0002	
1/19/2017	<0.0002	
3/17/2017	0.00015 (J)	
4/28/2017	<0.0002	
8/2/2017	<0.0002	
1/19/2018	<0.0002	
6/19/2018	<0.0002	
1/17/2019	<0.0002	
6/24/2019	<0.0002	
9/10/2019	<0.0002	
3/10/2020	<0.0002	
9/10/2020	<0.0002	
3/15/2021	<0.0002	
8/18/2021	<0.0002	
3/1/2022	<0.0002	
8/9/2022	<0.0002	
2/14/2023	<0.0002	
8/9/2023	<0.0002	
2/14/2024		<0.0002

ND substitution: RL or RL/2 if <15% NDs.

Prediction Limit

Constituent: Mercury (mg/L) Analysis Run 8/13/2024 11:05 AM View: Appendix I

Plant Wansley Client: Southern Company Data: Wansley Landfill

	GWA-28	GWA-28
9/16/2011	<0.0002	
10/28/2011	<0.0002	
12/12/2011	<0.0002	
1/25/2012	<0.0002	
7/16/2012	<0.0002	
1/24/2013	<0.0002	
7/23/2013	<0.0002	
1/22/2014	<0.0002	
7/1/2014	<0.0002	
1/21/2015	<0.0002	
7/21/2015	<0.0002	
1/22/2016	<0.0002	
3/22/2016	<0.0002	
5/23/2016	<0.0002	
7/25/2016	8.9E-05 (J)	
9/15/2016	<0.0002	
11/9/2016	<0.0002	
1/17/2017	<0.0002	
3/16/2017	0.00016 (J)	
4/27/2017	<0.0002	
8/1/2017	<0.0002	
1/19/2018	<0.0002	
6/19/2018	<0.0002	
1/21/2019	<0.0002	
6/25/2019	<0.0002	
9/10/2019	<0.0002	
3/10/2020	<0.0002	
9/9/2020	<0.0002	
3/15/2021	<0.0002	
8/16/2021	<0.0002	
3/1/2022	<0.0002	
8/9/2022	<0.0002	
2/14/2023	<0.0002	
8/9/2023	<0.0002	
2/14/2024		<0.0002

ND substitution: RL or RL/2 if <15% NDs.

Prediction Limit

Constituent: Mercury (mg/L) Analysis Run 8/13/2024 11:05 AM View: Appendix I

Plant Wansley Client: Southern Company Data: Wansley Landfill

	GWA-29	GWA-29
9/17/2011	<0.0002	
10/28/2011	<0.0002	
12/12/2011	<0.0002	
1/31/2012	<0.0002	
7/17/2012	<0.0002	
1/24/2013	<0.0002	
7/24/2013	<0.0002	
1/22/2014	<0.0002	
7/8/2014	<0.0002 (D)	
1/21/2015	<0.0002	
7/22/2015	<0.0002	
1/19/2016	<0.0002 (D)	
3/22/2016	<0.0002	
5/19/2016	<0.0002	
7/21/2016	<0.0002	
1/17/2017	<0.0002	
4/27/2017	<0.0002	
7/18/2017	<0.0002	
8/1/2017	<0.0002	
1/19/2018	<0.0002	
6/19/2018	<0.0002	
1/18/2019	<0.0002	
6/25/2019	<0.0002	
9/10/2019	0.00021	
3/10/2020	<0.0002	
9/9/2020	<0.0002	
3/15/2021	<0.0002	
8/18/2021	<0.0002	
3/2/2022	<0.0002	
8/9/2022	<0.0002	
2/13/2023	<0.0002	
8/8/2023	<0.0002	
2/14/2024		<0.0002

ND substitution: RL or RL/2 if <15% NDs.

Prediction Limit

Constituent: Mercury (mg/L) Analysis Run 8/13/2024 11:05 AM View: Appendix I

Plant Wansley Client: Southern Company Data: Wansley Landfill

	GWA-3
8/31/2011	<0.0002
6/25/2014	<0.0002
7/21/2015	<0.0002
3/31/2016	<0.0002
5/25/2016	<0.0002
7/27/2016	0.00011 (J)
8/1/2017	<0.0002
10/3/2017	<0.0002
6/20/2018	<0.0002
1/18/2019	<0.0002
6/25/2019	<0.0002
9/11/2019	<0.0002
3/10/2020	<0.0002
9/9/2020	<0.0002
3/15/2021	<0.0002
8/18/2021	<0.0002
3/1/2022	<0.0002
8/9/2022	<0.0002
2/14/2023	<0.0002
8/8/2023	<0.0002

ND substitution: RL or RL/2 if <15% NDs.

Prediction Limit

Constituent: Mercury (mg/L) Analysis Run 8/13/2024 11:05 AM View: Appendix I

Plant Wansley Client: Southern Company Data: Wansley Landfill

	GWA-4	GWA-4
8/31/2011	<0.0002	
10/27/2011	<0.0002	
12/14/2011	<0.0002	
2/1/2012	<0.0002	
7/23/2012	<0.0002	
1/23/2013	<0.0002	
7/17/2013	<0.0002	
1/15/2014	<0.0002	
6/25/2014	<0.0002	
1/14/2015	<0.0002	
7/21/2015	<0.0002	
1/20/2016	<0.0002	
3/23/2016	<0.0002	
5/19/2016	<0.0002	
7/21/2016	8.7E-05 (J)	
9/14/2016	<0.0002	
11/10/2016	<0.0002	
1/17/2017	<0.0002	
3/16/2017	0.00016 (J)	
4/27/2017	<0.0002	
8/2/2017	<0.0002	
1/22/2018	<0.0002	
6/19/2018	<0.0002	
1/17/2019	<0.0002	
6/24/2019	<0.0002	
9/10/2019	<0.0002	
3/10/2020	<0.0002	
9/9/2020	<0.0002	
3/15/2021	<0.0002	
8/18/2021	<0.0002	
3/1/2022	<0.0002	
8/9/2022	<0.0002	
2/14/2023	<0.0002	
8/9/2023	<0.0002	
2/14/2024		<0.0002

ND substitution: RL or RL/2 if <15% NDs.

Prediction Limit

Constituent: Mercury (mg/L) Analysis Run 8/13/2024 11:05 AM View: Appendix I

Plant Wansley Client: Southern Company Data: Wansley Landfill

	GWC-10	GWC-10
1/25/2016	<0.0002	
3/30/2016	<0.0002	
5/25/2016	<0.0002	
7/27/2016	9.4E-05 (J)	
9/16/2016	<0.0002	
11/17/2016	<0.0002	
2/1/2017	0.00011 (J)	
3/24/2017	<0.0002	
5/3/2017	<0.0002	
8/8/2017	<0.0002	
1/25/2018	<0.0002	
6/21/2018	<0.0002	
1/31/2019	<0.0002	
6/26/2019	<0.0002	
9/17/2019	<0.0002	
3/17/2020	<0.0002	
9/10/2020	<0.0002	
3/18/2021	<0.0002	
8/20/2021	<0.0002	
3/8/2022	<0.0002	
8/16/2022	<0.0002	
2/15/2023	<0.0002	
8/10/2023	<0.0002	
2/20/2024		<0.0002

ND substitution: RL or RL/2 if <15% NDs.

Prediction Limit

Constituent: Mercury (mg/L) Analysis Run 8/13/2024 11:05 AM View: Appendix I

Plant Wansley Client: Southern Company Data: Wansley Landfill

	GWC-11	GWC-11
9/13/2011	<0.0002	
10/28/2011	<0.0002	
12/4/2011	<0.0002	
2/9/2012	<0.0002	
7/18/2012	<0.0002	
1/8/2013	<0.0002	
7/9/2013	<0.0002	
1/15/2014	<0.0002	
6/25/2014	<0.0002	
1/21/2015	<0.0002	
7/28/2015	<0.0002	
1/26/2016	<0.0002	
3/29/2016	<0.0002	
5/25/2016	<0.0002	
7/25/2016	9.6E-05 (J)	
9/19/2016	<0.0002	
11/16/2016	<0.0002	
1/31/2017	7.1E-05 (J)	
3/23/2017	<0.0002	
5/2/2017	<0.0002	
8/7/2017	<0.0002	
1/24/2018	<0.0002	
6/20/2018	<0.0002	
1/24/2019	<0.0002	
6/26/2019	<0.0002	
9/16/2019	<0.0002	
3/16/2020	<0.0002	
9/10/2020	<0.0002	
3/17/2021	<0.0002	
8/23/2021	<0.0002	
3/7/2022	<0.0002	
8/15/2022	<0.0002	
2/21/2023	<0.0002	
8/14/2023	<0.0002	
2/14/2024		<0.0002

ND substitution: RL or RL/2 if <15% NDs.

Prediction Limit

Constituent: Mercury (mg/L) Analysis Run 8/13/2024 11:05 AM View: Appendix I

Plant Wansley Client: Southern Company Data: Wansley Landfill

	GWC-12	GWC-12
9/13/2011	<0.0002	
10/28/2011	<0.0002	
12/4/2011	<0.0002	
1/24/2012	<0.0002	
7/11/2012	<0.0002	
1/8/2013	<0.0002	
7/10/2013	<0.0002	
1/21/2014	<0.0002	
7/1/2014	<0.0002	
1/21/2015	<0.0002	
7/28/2015	<0.0002	
1/26/2016	<0.0002	
3/29/2016	<0.0002	
5/25/2016	<0.0002	
7/22/2016	<0.0002	
9/15/2016	<0.0002	
11/16/2016	<0.0002	
1/31/2017	0.00013 (J)	
3/23/2017	<0.0002	
5/3/2017	<0.0002	
8/7/2017	<0.0002	
1/24/2018	<0.0002	
6/26/2018	<0.0002	
1/25/2019	<0.0002	
6/26/2019	<0.0002	
9/11/2019	<0.0002	
3/18/2020	<0.0002	
9/10/2020	<0.0002	
3/16/2021	<0.0002	
8/19/2021	<0.0002	
3/7/2022	<0.0002	
8/16/2022	<0.0002	
2/15/2023	<0.0002	
8/14/2023	<0.0002	
2/20/2024		<0.0002

ND substitution: RL or RL/2 if <15% NDs.

Prediction Limit

Constituent: Mercury (mg/L) Analysis Run 8/13/2024 11:05 AM View: Appendix I

Plant Wansley Client: Southern Company Data: Wansley Landfill

	GWC-13	GWC-13
9/13/2011	<0.0002	
10/28/2011	<0.0002	
12/4/2011	<0.0002	
1/24/2012	<0.0002	
7/11/2012	<0.0002	
1/8/2013	<0.0002	
7/10/2013	<0.0002	
1/21/2014	<0.0002	
7/1/2014	<0.0002	
1/21/2015	<0.0002	
7/28/2015	<0.0002	
1/27/2016	<0.0002	
3/29/2016	<0.0002	
5/25/2016	<0.0002	
7/26/2016	0.00012 (J)	
9/15/2016	<0.0002	
11/17/2016	<0.0002	
1/31/2017	9.6E-05 (J)	
3/23/2017	<0.0002	
5/3/2017	<0.0002	
8/4/2017	<0.0002	
1/25/2018	<0.0002	
6/20/2018	<0.0002	
1/22/2019	<0.0002	
6/25/2019	<0.0002	
9/12/2019	<0.0002	
3/12/2020	<0.0002	
9/10/2020	<0.0002	
3/17/2021	<0.0002	
8/23/2021	<0.0002	
3/8/2022	<0.0002	
8/15/2022	<0.0002	
2/21/2023	<0.0002	
8/16/2023	<0.0002	
2/19/2024		<0.0002

ND substitution: RL or RL/2 if <15% NDs.

Prediction Limit

Constituent: Mercury (mg/L) Analysis Run 8/13/2024 11:05 AM View: Appendix I

Plant Wansley Client: Southern Company Data: Wansley Landfill

	GWC-14	GWC-14
9/13/2011	<0.0002	
10/27/2011	<0.0002	
12/3/2011	<0.0002	
1/24/2012	<0.0002	
7/11/2012	<0.0002	
1/8/2013	<0.0002	
7/10/2013	<0.0002	
1/21/2014	<0.0002	
7/1/2014	<0.0002	
1/14/2015	<0.0002	
7/22/2015	3.99E-05 (J)	
1/27/2016	<0.0002	
3/30/2016	<0.0002	
5/25/2016	<0.0002	
7/26/2016	0.00012 (J)	
9/15/2016	<0.0002	
11/17/2016	8.7E-05 (J)	
2/1/2017	9.2E-05 (J)	
3/23/2017	<0.0002	
5/3/2017	<0.0002	
8/7/2017	<0.0002	
1/25/2018	<0.0002	
6/20/2018	8.5E-05 (J)	
1/22/2019	<0.0002	
6/25/2019	<0.0002	
9/12/2019	<0.0002	
3/17/2020	<0.0002	
9/10/2020	<0.0002	
3/17/2021	<0.0002	
8/23/2021	<0.0002	
3/7/2022	0.00023	
5/3/2022	<0.0002 (R)	
8/16/2022	<0.0002	
2/17/2023	<0.0002	
8/14/2023	<0.0002	
2/19/2024		<0.0002

ND substitution: RL or RL/2 if <15% NDs.

Prediction Limit

Constituent: Mercury (mg/L) Analysis Run 8/13/2024 11:05 AM View: Appendix I

Plant Wansley Client: Southern Company Data: Wansley Landfill

	GWC-15	GWC-15
9/16/2011	<0.0002	
10/27/2011	<0.0002	
12/3/2011	<0.0002	
2/9/2012	<0.0002	
7/11/2012	<0.0002	
1/8/2013	<0.0002	
7/2/2013	<0.0002	
1/21/2014	<0.0002	
6/24/2014	<0.0002	
1/14/2015	<0.0002	
7/22/2015	<0.0002	
1/27/2016	<0.0002	
3/30/2016	<0.0002	
5/25/2016	<0.0002	
7/26/2016	0.00012 (J)	
9/20/2016	<0.0002	
11/17/2016	<0.0002	
2/1/2017	0.00013 (J)	
3/23/2017	<0.0002	
5/3/2017	<0.0002	
8/4/2017	<0.0002	
1/25/2018	<0.0002	
6/20/2018	<0.0002	
1/22/2019	<0.0002	
6/25/2019	<0.0002	
9/17/2019	<0.0002	
3/16/2020	<0.0002	
9/10/2020	<0.0002	
3/18/2021	<0.0002	
8/24/2021	<0.0002	
3/7/2022	<0.0002	
8/16/2022	<0.0002	
2/21/2023	<0.0002	
8/14/2023	<0.0002	
2/21/2024		<0.0002

ND substitution: RL or RL/2 if <15% NDs.

Prediction Limit

Constituent: Mercury (mg/L) Analysis Run 8/13/2024 11:05 AM View: Appendix I

Plant Wansley Client: Southern Company Data: Wansley Landfill

	GWC-16	GWC-16
8/30/2011	<0.0002	
10/26/2011	<0.0002	
12/3/2011	<0.0002	
1/25/2012	<0.0002	
7/11/2012	<0.0002	
1/8/2013	<0.0002	
7/2/2013	<0.0002	
1/14/2014	<0.0002	
6/25/2014	<0.0002	
1/13/2015	<0.0002	
7/22/2015	<0.0002	
1/27/2016	<0.0002	
3/30/2016	<0.0002	
5/25/2016	<0.0002	
7/27/2016	8.9E-05 (J)	
9/16/2016	<0.0002	
11/17/2016	<0.0002	
2/1/2017	0.00015 (J)	
3/24/2017	<0.0002	
5/3/2017	<0.0002	
8/7/2017	<0.0002	
1/25/2018	<0.0002	
6/20/2018	<0.0002	
1/25/2019	<0.0002	
6/25/2019	<0.0002	
9/11/2019	<0.0002	
3/17/2020	<0.0002	
9/11/2020	<0.0002	
3/17/2021	<0.0002	
8/20/2021	<0.0002	
3/8/2022	<0.0002	
8/16/2022	<0.0002	
2/20/2023	<0.0002	
8/14/2023	<0.0002	
2/21/2024		<0.0002

ND substitution: RL or RL/2 if <15% NDs.

Prediction Limit

Constituent: Mercury (mg/L) Analysis Run 8/13/2024 11:05 AM View: Appendix I

Plant Wansley Client: Southern Company Data: Wansley Landfill

	GWC-17	GWC-17
8/30/2011	<0.0002	
10/26/2011	<0.0002	
12/3/2011	<0.0002	
1/25/2012	<0.0002	
7/11/2012	<0.0002	
1/8/2013	<0.0002	
7/16/2013	<0.0002	
1/14/2014	<0.0002	
6/25/2014	<0.0002	
1/14/2015	<0.0002	
7/28/2015	<0.0002	
1/27/2016	<0.0002	
3/30/2016	<0.0002	
5/25/2016	<0.0002	
7/27/2016	9.7E-05 (J)	
9/19/2016	<0.0002	
11/17/2016	<0.0002	
2/1/2017	0.0002	
3/24/2017	<0.0002	
5/3/2017	<0.0002	
8/7/2017	<0.0002	
1/25/2018	<0.0002	
6/26/2018	<0.0002	
1/24/2019	<0.0002	
6/25/2019	<0.0002	
9/11/2019	<0.0002	
3/17/2020	<0.0002	
9/14/2020	<0.0002	
3/16/2021	<0.0002	
8/20/2021	<0.0002	
3/8/2022	<0.0002	
8/11/2022	<0.0002	
2/20/2023	<0.0002	
8/10/2023	<0.0002	
2/20/2024		<0.0002

ND substitution: RL or RL/2 if <15% NDs.

Prediction Limit

Constituent: Mercury (mg/L) Analysis Run 8/13/2024 11:05 AM View: Appendix I

Plant Wansley Client: Southern Company Data: Wansley Landfill

	GWC-18	GWC-18
8/30/2011	<0.0002	
10/26/2011	<0.0002	
12/3/2011	<0.0002	
2/9/2012	<0.0002	
7/11/2012	<0.0002	
1/8/2013	<0.0002	
7/16/2013	<0.0002	
1/14/2014	<0.0002	
6/24/2014	<0.0002	
1/13/2015	<0.0002	
7/23/2015	<0.0002	
1/27/2016	<0.0002	
3/30/2016	<0.0002	
5/26/2016	<0.0002	
7/25/2016	0.00012 (J)	
9/19/2016	<0.0002	
11/17/2016	<0.0002	
2/1/2017	9.8E-05 (J)	
3/24/2017	<0.0002	
5/3/2017	<0.0002	
8/7/2017	<0.0002	
1/25/2018	<0.0002	
6/21/2018	<0.0002	
1/28/2019	<0.0002	
6/27/2019	<0.0002	
9/11/2019	<0.0002	
3/17/2020	<0.0002	
9/14/2020	<0.0002	
3/16/2021	<0.0002	
8/24/2021	<0.0002	
3/8/2022	<0.0002	
8/11/2022	<0.0002	
2/20/2023	<0.0002	
8/9/2023	<0.0002	
2/21/2024		<0.0002

ND substitution: RL or RL/2 if <15% NDs.

Prediction Limit

Constituent: Mercury (mg/L) Analysis Run 8/13/2024 11:05 AM View: Appendix I

Plant Wansley Client: Southern Company Data: Wansley Landfill

	GWC-19	GWC-19
8/30/2011	<0.0002	
10/26/2011	<0.0002	
12/3/2011	<0.0002	
2/8/2012	<0.0002	
7/11/2012	<0.0002	
1/8/2013	<0.0002	
7/16/2013	<0.0002	
1/21/2014	<0.0002	
6/24/2014	<0.0002	
1/13/2015	<0.0002	
7/23/2015	<0.0002	
1/27/2016	<0.0002	
3/30/2016	<0.0002	
5/26/2016	<0.0002	
7/25/2016	0.00013 (J)	
9/19/2016	<0.0002	
11/17/2016	<0.0002	
2/2/2017	0.00011 (J)	
3/24/2017	<0.0002	
5/3/2017	<0.0002	
8/7/2017	<0.0002	
1/25/2018	<0.0002	
6/21/2018	<0.0002	
1/28/2019	<0.0002	
6/26/2019	<0.0002	
9/12/2019	<0.0002	
3/18/2020	<0.0002	
9/15/2020	<0.0002	
3/17/2021	<0.0002	
8/24/2021	<0.0002	
3/8/2022	<0.0002	
8/11/2022	<0.0002	
2/21/2023	<0.0002	
8/9/2023	<0.0002	
2/21/2024		<0.0002

ND substitution: RL or RL/2 if <15% NDs.

Prediction Limit

Constituent: Mercury (mg/L) Analysis Run 8/13/2024 11:05 AM View: Appendix I

Plant Wansley Client: Southern Company Data: Wansley Landfill

	GWC-20	GWC-20
8/31/2011	<0.0002	
10/27/2011	<0.0002	
12/4/2011	<0.0002	
2/8/2012	<0.0002	
7/11/2012	<0.0002	
1/8/2013	<0.0002	
7/16/2013	<0.0002	
1/21/2014	<0.0002	
6/24/2014	<0.0002	
1/13/2015	<0.0002	
7/23/2015	<0.0002	
1/27/2016	<0.0002	
3/30/2016	<0.0002	
5/26/2016	<0.0002	
7/25/2016	0.00011 (J)	
9/20/2016	<0.0002	
11/17/2016	<0.0002	
2/2/2017	8.6E-05 (J)	
3/28/2017	<0.0002	
5/4/2017	<0.0002	
8/7/2017	<0.0002	
1/26/2018	<0.0002	
6/21/2018	<0.0002	
1/28/2019	<0.0002	
6/25/2019	<0.0002	
9/11/2019	<0.0002	
3/18/2020	<0.0002	
9/15/2020	<0.0002	
3/16/2021	<0.0002	
8/24/2021	<0.0002	
3/7/2022	<0.0002	
8/16/2022	<0.0002	
2/22/2023	<0.0002	
8/9/2023	<0.0002	
2/20/2024		<0.0002

ND substitution: RL or RL/2 if <15% NDs.

Prediction Limit

Constituent: Mercury (mg/L) Analysis Run 8/13/2024 11:05 AM View: Appendix I

Plant Wansley Client: Southern Company Data: Wansley Landfill

	GWC-21	GWC-21
8/31/2011	<0.0002	
10/27/2011	<0.0002	
12/4/2011	<0.0002	
2/8/2012	<0.0002	
7/17/2012	<0.0002	
1/9/2013	<0.0002	
7/16/2013	<0.0002	
1/21/2014	<0.0002	
6/24/2014	<0.0002	
1/13/2015	<0.0002	
7/23/2015	<0.0002	
1/26/2016	<0.0002	
3/30/2016	<0.0002	
5/26/2016	<0.0002	
7/26/2016	0.00013 (J)	
9/20/2016	7.2E-05 (J)	
11/17/2016	8.4E-05 (J)	
2/2/2017	0.00011 (J)	
3/28/2017	<0.0002	
5/4/2017	<0.0002	
8/7/2017	<0.0002	
1/26/2018	<0.0002	
6/20/2018	<0.0002	
1/24/2019	<0.0002	
6/25/2019	<0.0002	
9/11/2019	<0.0002	
3/18/2020	<0.0002	
9/15/2020	<0.0002	
3/16/2021	<0.0002	
8/19/2021	<0.0002	
3/7/2022	<0.0002	
8/16/2022	<0.0002	
2/21/2023	<0.0002	
8/9/2023	<0.0002	
2/19/2024		<0.0002

ND substitution: RL or RL/2 if <15% NDs.

Prediction Limit

Constituent: Mercury (mg/L) Analysis Run 8/13/2024 11:05 AM View: Appendix I

Plant Wansley Client: Southern Company Data: Wansley Landfill

	GWC-22	GWC-22
9/15/2011	<0.0002	
10/29/2011	<0.0002	
12/13/2011	<0.0002	
1/25/2012	<0.0002	
7/18/2012	<0.0002	
1/22/2013	<0.0002	
7/16/2013	<0.0002	
1/21/2014	<0.0002	
6/25/2014	<0.0002	
1/14/2015	<0.0002	
7/23/2015	<0.0002	
1/26/2016	<0.0002	
3/31/2016	<0.0002	
5/26/2016	<0.0002	
7/26/2016	0.00012 (J)	
9/20/2016	0.00013 (J)	
11/17/2016	<0.0002	
2/3/2017	<0.0002	
3/28/2017	<0.0002	
5/3/2017	<0.0002	
8/8/2017	<0.0002	
1/25/2018	<0.0002	
6/20/2018	<0.0002	
1/24/2019	<0.0002	
6/25/2019	<0.0002	
9/10/2019	<0.0002	
3/18/2020	<0.0002	
9/10/2020	<0.0002	
3/15/2021	<0.0002	
8/19/2021	<0.0002	
3/8/2022	<0.0002	
8/17/2022	<0.0002	
2/14/2023	<0.0002	
8/14/2023	<0.0002	
2/14/2024		<0.0002

ND substitution: RL or RL/2 if <15% NDs.

Prediction Limit

Constituent: Mercury (mg/L) Analysis Run 8/13/2024 11:05 AM View: Appendix I

Plant Wansley Client: Southern Company Data: Wansley Landfill

	GWC-23	GWC-23
9/16/2011	<0.0002	
10/29/2011	<0.0002	
12/13/2011	<0.0002	
1/31/2012	<0.0002	
7/18/2012	<0.0002	
1/22/2013	<0.0002	
7/23/2013	<0.0002	
1/22/2014	<0.0002	
7/1/2014	<0.0002	
1/22/2015	<0.0002	
7/29/2015	<0.0002	
1/21/2016	<0.0002	
3/29/2016	<0.0002	
5/25/2016	<0.0002	
7/27/2016	8.6E-05 (J)	
9/20/2016	<0.0002	
11/18/2016	<0.0002	
2/3/2017	<0.0002	
3/28/2017	<0.0002	
5/4/2017	<0.0002	
8/8/2017	<0.0002	
1/25/2018	<0.0002	
6/20/2018	<0.0002	
1/25/2019	<0.0002	
6/26/2019	<0.0002	
9/12/2019	<0.0002	
3/18/2020	<0.0002	
9/10/2020	<0.0002	
3/18/2021	<0.0002	
8/23/2021	<0.0002	
3/9/2022	<0.0002	
8/16/2022	<0.0002	
2/21/2023	<0.0002	
8/15/2023	<0.0002	
2/19/2024		<0.0002

ND substitution: RL or RL/2 if <15% NDs.

Prediction Limit

Constituent: Mercury (mg/L) Analysis Run 8/13/2024 11:05 AM View: Appendix I

Plant Wansley Client: Southern Company Data: Wansley Landfill

	GWC-24	GWC-24
7/8/2014	<0.0002	
7/31/2015	<0.0002	
1/20/2016	<0.0002	
3/30/2016	<0.0002	
5/25/2016	<0.0002	
7/27/2016	9E-05 (J)	
9/16/2016	<0.0002	
11/18/2016	<0.0002	
2/3/2017	<0.0002	
3/29/2017	<0.0002	
5/4/2017	<0.0002	
8/8/2017	<0.0002	
1/25/2018	<0.0002	
6/27/2018	<0.0002	
1/31/2019	<0.0002	
6/26/2019	<0.0002	
9/11/2019	<0.0002	
3/12/2020	<0.0002	
9/15/2020	<0.0002	
3/18/2021	<0.0002	
8/19/2021	<0.0002	
3/10/2022	<0.0002	
8/18/2022	<0.0002	
2/16/2023	<0.0002	
8/16/2023	<0.0002	
2/22/2024		<0.0002

ND substitution: RL or RL/2 if <15% NDs.

Prediction Limit

Constituent: Mercury (mg/L) Analysis Run 8/13/2024 11:05 AM View: Appendix I

Plant Wansley Client: Southern Company Data: Wansley Landfill

	GWC-25	GWC-25
9/17/2011	<0.0002	
10/31/2011	<0.0002	
12/14/2011	<0.0002	
2/7/2012	<0.0002	
7/17/2012	<0.0002	
7/24/2013	<0.0002	
1/23/2014	<0.0002	
7/8/2014	<0.0002	
1/21/2015	<0.0002	
7/30/2015	<0.0002	
1/21/2016	<0.0002	
3/28/2016	<0.0002	
5/25/2016	<0.0002	
7/27/2016	9.8E-05 (J)	
9/19/2016	<0.0002	
11/15/2016	<0.0002	
1/24/2017	<0.0002	
3/23/2017	<0.0002	
5/2/2017	<0.0002	
8/3/2017	<0.0002	
1/25/2018	<0.0002	
6/27/2018	<0.0002	
1/24/2019	<0.0002	
6/25/2019	<0.0002	
9/11/2019	<0.0002	
3/12/2020	<0.0002	
9/14/2020	<0.0002	
3/17/2021	<0.0002	
8/19/2021	<0.0002	
3/8/2022	<0.0002	
8/10/2022	<0.0002	
2/21/2023	<0.0002	
8/15/2023	<0.0002	
2/21/2024		<0.0002

ND substitution: RL or RL/2 if <15% NDs.

Prediction Limit

Constituent: Mercury (mg/L) Analysis Run 8/13/2024 11:05 AM View: Appendix I

Plant Wansley Client: Southern Company Data: Wansley Landfill

	GWC-26	GWC-26
9/17/2011	<0.0002	
10/29/2011	<0.0002	
12/14/2011	<0.0002	
2/7/2012	<0.0002	
7/17/2012	<0.0002	
1/24/2013	<0.0002	
7/24/2013	<0.0002	
1/23/2014	<0.0002	
7/8/2014	<0.0002	
1/21/2015	<0.0002	
7/31/2015	<0.0002	
1/25/2016	<0.0002	
3/24/2016	<0.0002	
5/25/2016	<0.0002	
7/26/2016	0.00012 (J)	
9/19/2016	<0.0002	
11/14/2016	<0.0002	
1/19/2017	<0.0002	
3/16/2017	0.00014 (J)	
5/1/2017	<0.0002	
8/3/2017	<0.0002	
1/22/2018	<0.0002	
6/27/2018	<0.0002	
1/24/2019	<0.0002	
6/25/2019	<0.0002	
9/12/2019	<0.0002	
3/13/2020	<0.0002	
9/15/2020	<0.0002	
3/17/2021	<0.0002	
8/19/2021	<0.0002	
3/9/2022	<0.0002	
8/10/2022	<0.0002	
2/21/2023	<0.0002	
8/16/2023	<0.0002	
2/20/2024		<0.0002

ND substitution: RL or RL/2 if <15% NDs.

Prediction Limit

Constituent: Mercury (mg/L) Analysis Run 8/13/2024 11:05 AM View: Appendix I

Plant Wansley Client: Southern Company Data: Wansley Landfill

	GWC-27	GWC-27
9/17/2011	<0.0002	
10/29/2011	<0.0002	
12/14/2011	<0.0002	
1/25/2012	<0.0002	
7/17/2012	<0.0002	
1/24/2013	<0.0002	
7/24/2013	<0.0002	
1/23/2014	<0.0002	
7/8/2014	<0.0002	
1/21/2015	<0.0002	
7/30/2015	<0.0002	
1/22/2016	<0.0002	
3/23/2016	<0.0002	
5/24/2016	<0.0002	
7/26/2016	0.00012 (J)	
9/19/2016	<0.0002	
11/11/2016	<0.0002	
1/20/2017	<0.0002	
3/16/2017	0.00015 (J)	
4/28/2017	<0.0002	
8/3/2017	<0.0002	
1/19/2018	<0.0002	
6/27/2018	<0.0002	
1/24/2019	<0.0002	
6/26/2019	<0.0002	
9/12/2019	<0.0002	
3/12/2020	<0.0002	
9/9/2020	<0.0002	
3/18/2021	<0.0002	
8/23/2021	<0.0002	
3/8/2022	<0.0002	
8/10/2022	<0.0002	
2/20/2023	<0.0002	
8/15/2023	<0.0002	
2/20/2024		<0.0002

ND substitution: RL or RL/2 if <15% NDs.

Prediction Limit

Constituent: Mercury (mg/L) Analysis Run 8/13/2024 11:05 AM View: Appendix I

Plant Wansley Client: Southern Company Data: Wansley Landfill

	GWC-30	GWC-30
9/15/2011	<0.0002	
10/28/2011	<0.0002	
12/13/2011	<0.0002	
2/8/2012	<0.0002	
7/18/2012	<0.0002	
1/24/2013	<0.0002	
7/24/2013	<0.0002	
1/23/2014	<0.0002	
7/1/2014	<0.0002	
1/20/2015	<0.0002	
7/30/2015	<0.0002	
1/19/2016	<0.0002	
3/23/2016	<0.0002	
5/20/2016	<0.0002	
7/21/2016	8.6E-05 (J)	
9/20/2016	<0.0002	
11/14/2016	<0.0002	
1/24/2017	<0.0002	
3/17/2017	0.00017 (J)	
5/1/2017	<0.0002	
8/4/2017	<0.0002	
1/24/2018	<0.0002	
6/21/2018	<0.0002	
1/30/2019	<0.0002	
6/27/2019	<0.0002	
9/10/2019	0.00014 (J)	
3/11/2020	<0.0002	
9/10/2020	<0.0002	
3/18/2021	<0.0002	
8/23/2021	<0.0002	
3/2/2022	<0.0002	
8/10/2022	<0.0002	
2/14/2023	<0.0002	
8/16/2023	<0.0002	
2/21/2024		<0.0002

ND substitution: RL or RL/2 if <15% NDs.

Prediction Limit

Constituent: Mercury (mg/L) Analysis Run 8/13/2024 11:05 AM View: Appendix I

Plant Wansley Client: Southern Company Data: Wansley Landfill

	GWC-31	GWC-31
9/17/2011	<0.0002	
10/31/2011	<0.0002	
2/7/2012	<0.0002	
1/23/2013	<0.0002	
1/23/2014	<0.0002	
7/1/2014	<0.0002	
1/21/2015	<0.0002	
1/25/2016	<0.0002	
3/30/2016	<0.0002	
5/25/2016	<0.0002	
7/27/2016	0.0001 (J)	
1/25/2017	<0.0002	
3/23/2017	<0.0002	
5/2/2017	<0.0002	
7/19/2017	<0.0002	
8/4/2017	<0.0002	
1/23/2018	<0.0002	
6/27/2018	<0.0002	
1/31/2019	<0.0002	
6/26/2019	<0.0002	
9/11/2019	<0.0002	
3/17/2020	<0.0002	
9/11/2020	<0.0002	
3/16/2021	<0.0002	
8/25/2021	0.00016 (J)	
3/10/2022	<0.0002	
8/16/2022	<0.0002	
2/22/2023	<0.0002	
8/16/2023	<0.0002	
2/21/2024		<0.0002

ND substitution: RL or RL/2 if <15% NDs.

Prediction Limit

Constituent: Mercury (mg/L) Analysis Run 8/13/2024 11:05 AM View: Appendix I

Plant Wansley Client: Southern Company Data: Wansley Landfill

	GWC-32	GWC-32
9/15/2011	<0.0002	
10/31/2011	<0.0002	
12/13/2011	<0.0002	
2/1/2012	<0.0002	
7/17/2012	<0.0002	
1/23/2013	<0.0002	
7/24/2013	<0.0002	
1/23/2014	<0.0002	
7/1/2014	<0.0002	
1/20/2015	<0.0002	
7/30/2015	<0.0002	
1/25/2016	<0.0002	
3/23/2016	<0.0002	
5/24/2016	<0.0002	
7/22/2016	<0.0002	
9/16/2016	<0.0002	
11/15/2016	<0.0002	
1/26/2017	7.3E-05 (J)	
3/24/2017	<0.0002	
5/2/2017	<0.0002	
8/3/2017	<0.0002	
1/23/2018	<0.0002	
6/26/2018	<0.0002	
1/30/2019	<0.0002	
6/27/2019	<0.0002	
9/12/2019	<0.0002	
3/18/2020	<0.0002	
9/15/2020	<0.0002	
3/17/2021	<0.0002	
8/24/2021	<0.0002	
3/9/2022	<0.0002	
8/10/2022	<0.0002	
2/15/2023	<0.0002	
8/15/2023	<0.0002	
2/20/2024		<0.0002

ND substitution: RL or RL/2 if <15% NDs.

Prediction Limit

Constituent: Mercury (mg/L) Analysis Run 8/13/2024 11:05 AM View: Appendix I

Plant Wansley Client: Southern Company Data: Wansley Landfill

	GWC-33	GWC-33
9/16/2011	<0.0002	
10/30/2011	<0.0002	
12/13/2011	<0.0002	
2/1/2012	<0.0002	
7/17/2012	<0.0002	
1/23/2013	<0.0002	
7/17/2013	<0.0002	
1/23/2014	<0.0002	
1/20/2015	<0.0002	
7/29/2015	<0.0002	
1/25/2016	<0.0002	
3/23/2016	<0.0002	
5/24/2016	<0.0002	
7/22/2016	<0.0002	
9/16/2016	<0.0002	
11/17/2016	<0.0002	
1/25/2017	0.00012 (J)	
3/23/2017	<0.0002	
5/1/2017	<0.0002	
8/4/2017	<0.0002	
1/23/2018	<0.0002	
6/26/2018	<0.0002	
1/30/2019	<0.0002	
6/26/2019	<0.0002	
9/12/2019	<0.0002	
3/12/2020	<0.0002	
9/16/2020	<0.0002	
3/18/2021	<0.0002	
8/24/2021	<0.0002	
3/9/2022	<0.0002	
8/15/2022	<0.0002	
2/20/2023	<0.0002	
8/15/2023	<0.0002	
2/20/2024		<0.0002

ND substitution: RL or RL/2 if <15% NDs.

Prediction Limit

Constituent: Mercury (mg/L) Analysis Run 8/13/2024 11:05 AM View: Appendix I

Plant Wansley Client: Southern Company Data: Wansley Landfill

	GWC-34	GWC-34
9/16/2011	<0.0002	
10/31/2011	<0.0002	
12/12/2011	<0.0002	
2/1/2012	<0.0002	
7/16/2012	<0.0002	
1/22/2013	<0.0002	
7/17/2013	<0.0002	
1/23/2014	<0.0002	
6/25/2014	<0.0002	
1/14/2015	<0.0002	
7/29/2015	<0.0002	
1/21/2016	<0.0002	
3/24/2016	<0.0002	
5/23/2016	<0.0002	
7/21/2016	8.4E-05 (J)	
9/15/2016	<0.0002	
11/15/2016	<0.0002	
1/25/2017	0.00012 (J)	
3/22/2017	7.9E-05 (J)	
5/1/2017	<0.0002	
8/3/2017	<0.0002	
1/23/2018	<0.0002	
6/20/2018	<0.0002	
1/28/2019	<0.0002	
6/26/2019	<0.0002	
9/11/2019	<0.0002	
3/11/2020	<0.0002	
9/11/2020	<0.0002	
3/16/2021	<0.0002	
8/24/2021	<0.0002	
3/2/2022	<0.0002	
8/10/2022	<0.0002	
2/20/2023	<0.0002	
8/16/2023	<0.0002	
2/22/2024		<0.0002

ND substitution: RL or RL/2 if <15% NDs.

Prediction Limit

Constituent: Mercury (mg/L) Analysis Run 8/13/2024 11:05 AM View: Appendix I

Plant Wansley Client: Southern Company Data: Wansley Landfill

	GWC-35	GWC-35
9/16/2011	<0.0002	
10/31/2011	<0.0002	
12/12/2011	<0.0002	
2/1/2012	<0.0002	
7/16/2012	<0.0002	
1/22/2013	<0.0002	
7/2/2013	<0.0002	
1/21/2014	<0.0002	
6/25/2014	<0.0002	
1/14/2015	<0.0002	
7/28/2015	<0.0002	
1/21/2016	<0.0002	
3/24/2016	<0.0002	
5/23/2016	<0.0002	
7/21/2016	<0.0002	
9/15/2016	<0.0002	
11/15/2016	9.6E-05 (J)	
1/26/2017	<0.0002	
3/22/2017	<0.0002	
5/2/2017	<0.0002	
8/3/2017	<0.0002	
1/23/2018	<0.0002	
6/19/2018	<0.0002	
1/21/2019	<0.0002	
6/26/2019	<0.0002	
9/12/2019	<0.0002	
3/11/2020	<0.0002	
9/11/2020	<0.0002	
3/16/2021	<0.0002	
8/18/2021	<0.0002	
3/2/2022	<0.0002	
8/15/2022	<0.0002	
2/20/2023	<0.0002	
8/16/2023	<0.0002	
2/22/2024		<0.0002

ND substitution: RL or RL/2 if <15% NDs.

Prediction Limit

Constituent: Mercury (mg/L) Analysis Run 8/13/2024 11:05 AM View: Appendix I

Plant Wansley Client: Southern Company Data: Wansley Landfill

	GWC-5	GWC-5
8/31/2011	<0.0002	
10/27/2011	<0.0002	
12/5/2011	<0.0002	
1/25/2012	<0.0002	
7/18/2012	<0.0002	
1/9/2013	<0.0002	
7/17/2013	<0.0002	
1/15/2014	<0.0002	
6/25/2014	<0.0002	
1/13/2015	<0.0002	
7/24/2015	<0.0002	
1/20/2016	<0.0002	
3/28/2016	<0.0002	
5/23/2016	<0.0002	
7/21/2016	7.6E-05 (J)	
9/15/2016	<0.0002	
11/15/2016	<0.0002	
1/26/2017	<0.0002	
3/22/2017	<0.0002	
5/2/2017	<0.0002	
8/3/2017	<0.0002	
1/23/2018	<0.0002	
6/25/2018	<0.0002	
1/30/2019	<0.0002	
6/26/2019	<0.0002	
9/12/2019	<0.0002	
3/16/2020	<0.0002	
9/9/2020	<0.0002	
3/17/2021	<0.0002	
8/19/2021	<0.0002	
3/2/2022	<0.0002	
8/11/2022	<0.0002	
2/20/2023	<0.0002	
8/14/2023	<0.0002	
2/14/2024		<0.0002

ND substitution: RL or RL/2 if <15% NDs.

Prediction Limit

Constituent: Mercury (mg/L) Analysis Run 8/13/2024 11:05 AM View: Appendix I

Plant Wansley Client: Southern Company Data: Wansley Landfill

	GWC-6	GWC-6
8/31/2011	<0.0002	
10/30/2011	<0.0002	
12/5/2011	<0.0002	
1/25/2012	<0.0002	
7/24/2012	<0.0002	
1/8/2013	<0.0002	
7/9/2013	<0.0002	
1/15/2014	<0.0002	
6/25/2014	<0.0002	
1/20/2015	<0.0002	
7/24/2015	<0.0002	
1/20/2016	<0.0002	
3/28/2016	<0.0002	
5/24/2016	<0.0002	
7/21/2016	9.1E-05 (J)	
9/15/2016	<0.0002	
11/16/2016	<0.0002	
1/26/2017	<0.0002	
3/22/2017	7.3E-05 (J)	
5/2/2017	<0.0002	
8/3/2017	<0.0002	
1/23/2018	<0.0002	
6/25/2018	<0.0002	
1/30/2019	<0.0002	
6/26/2019	<0.0002	
9/12/2019	<0.0002	
3/16/2020	<0.0002	
9/11/2020	<0.0002	
3/17/2021	<0.0002	
8/18/2021	<0.0002	
3/2/2022	<0.0002	
8/11/2022	<0.0002	
2/20/2023	<0.0002	
8/14/2023	<0.0002	
2/14/2024		<0.0002

ND substitution: RL or RL/2 if <15% NDs.

Prediction Limit

Constituent: Mercury (mg/L) Analysis Run 8/13/2024 11:05 AM View: Appendix I

Plant Wansley Client: Southern Company Data: Wansley Landfill

	GWC-7	GWC-7
9/7/2011	<0.0002	
10/30/2011	<0.0002	
12/5/2011	<0.0002	
1/25/2012	<0.0002	
7/18/2012	<0.0002	
1/7/2013	<0.0002	
7/9/2013	<0.0002	
1/14/2014	<0.0002	
6/24/2014	<0.0002	
1/20/2015	<0.0002	
7/27/2015	<0.0002	
1/26/2016	<0.0002	
3/29/2016	<0.0002	
5/24/2016	<0.0002	
7/22/2016	<0.0002	
9/15/2016	<0.0002	
11/16/2016	<0.0002	
1/26/2017	8.8E-05 (J)	
3/22/2017	<0.0002	
5/2/2017	<0.0002	
8/4/2017	<0.0002	
1/23/2018	<0.0002	
6/25/2018	<0.0002	
1/21/2019	<0.0002	
6/25/2019	<0.0002	
9/10/2019	<0.0002	
3/12/2020	<0.0002	
9/14/2020	<0.0002	
3/16/2021	<0.0002	
8/19/2021	<0.0002	
3/2/2022	<0.0002	
8/11/2022	<0.0002	
2/21/2023	<0.0002	
8/9/2023	<0.0002	
2/21/2024		<0.0002

ND substitution: RL or RL/2 if <15% NDs.

Prediction Limit

Constituent: Mercury (mg/L) Analysis Run 8/13/2024 11:05 AM View: Appendix I

Plant Wansley Client: Southern Company Data: Wansley Landfill

	GWC-8	GWC-8
9/7/2011	<0.0002	
10/30/2011	<0.0002	
12/5/2011	<0.0002	
1/19/2012	<0.0002	
7/18/2012	<0.0002	
1/7/2013	<0.0002	
7/9/2013	<0.0002	
1/14/2014	0.000153 (J)	
6/24/2014	<0.0002	
1/20/2015	<0.0002	
7/27/2015	<0.0002	
1/26/2016	<0.0002	
3/29/2016	<0.0002	
5/24/2016	<0.0002	
7/26/2016	0.00012 (J)	
9/19/2016	<0.0002	
11/16/2016	<0.0002	
1/26/2017	<0.0002	
3/23/2017	7.2E-05 (J)	
5/3/2017	<0.0002	
8/7/2017	<0.0002	
1/24/2018	<0.0002	
6/21/2018	<0.0002	
1/22/2019	<0.0002	
6/25/2019	<0.0002	
9/10/2019	0.0004	
1/13/2020	<0.0002	
3/12/2020	<0.0002	
9/14/2020	<0.0002	
3/16/2021	<0.0002	
8/20/2021	<0.0002	
3/2/2022	<0.0002	
8/11/2022	<0.0002	
2/15/2023	<0.0002	
8/9/2023	<0.0002	
2/21/2024		<0.0002

ND substitution: RL or RL/2 if <15% NDs.

Prediction Limit

Constituent: Mercury (mg/L) Analysis Run 8/13/2024 11:05 AM View: Appendix I

Plant Wansley Client: Southern Company Data: Wansley Landfill

	GWC-9	GWC-9
9/7/2011	<0.0002	
10/30/2011	<0.0002	
12/4/2011	<0.0002	
1/19/2012	<0.0002	
7/18/2012	<0.0002	
1/8/2013	<0.0002	
7/9/2013	<0.0002	
1/14/2014	<0.0002	
6/24/2014	<0.0002	
1/20/2015	<0.0002	
7/27/2015	<0.0002	
1/26/2016	<0.0002	
3/29/2016	<0.0002	
5/24/2016	<0.0002	
7/25/2016	0.00012 (J)	
9/19/2016	<0.0002	
11/16/2016	<0.0002	
1/31/2017	8.6E-05 (J)	
3/23/2017	<0.0002	
5/2/2017	<0.0002	
8/7/2017	<0.0002	
1/24/2018	<0.0002	
6/21/2018	<0.0002	
1/22/2019	<0.0002	
6/25/2019	<0.0002	
9/16/2019	<0.0002	
3/16/2020	<0.0002	
9/11/2020	<0.0002	
3/16/2021	<0.0002	
8/25/2021	0.00014 (J)	
3/9/2022	<0.0002	
8/16/2022	<0.0002	
2/15/2023	<0.0002	
8/9/2023	<0.0002	
2/19/2024		<0.0002

ND substitution: RL or RL/2 if <15% NDs.

Prediction Limit

Constituent: Nickel (mg/L) Analysis Run 8/13/2024 11:05 AM View: Appendix I

Plant Wansley Client: Southern Company Data: Wansley Landfill

	GWA-1	GWA-1
9/16/2011	<0.0025	
10/27/2011	<0.0025	
12/13/2011	<0.0025	
1/31/2012	<0.0025	
7/18/2012	<0.0025	
1/24/2013	<0.0025	
7/17/2013	<0.0025	
1/21/2014	<0.0025	
6/25/2014	<0.0025	
1/14/2015	<0.0025	
7/21/2015	<0.0025	
1/21/2016	<0.0025	
1/19/2017	<0.0025	
8/3/2017	<0.0025	
1/19/2018	<0.0025	
6/19/2018	<0.0025	
1/17/2019	0.00094 (J)	
6/24/2019	0.00095 (J)	
9/9/2019	0.00099 (J)	
3/10/2020	0.00067 (J)	
9/9/2020	0.00071 (J)	
3/15/2021	0.00059 (J)	
8/16/2021	0.00076 (J)	
2/28/2022	0.00089 (J)	
8/9/2022	0.0011	
2/14/2023	0.00071 (J)	
8/9/2023	0.00084 (J)	
2/13/2024		0.00087 (J)

ND substitution: RL or RL/2 if <15% NDs.

Prediction Limit

Constituent: Nickel (mg/L) Analysis Run 8/13/2024 11:05 AM View: Appendix I

Plant Wansley Client: Southern Company Data: Wansley Landfill

	GWA-2	GWA-2
9/17/2011	<0.0025	
10/27/2011	<0.0025	
12/14/2011	<0.0025	
2/7/2012	0.0028	
7/23/2012	<0.0025	
1/23/2013	<0.0025	
7/24/2013	<0.0025	
1/22/2014	0.0013 (J)	
7/1/2014	0.0014 (J)	
1/22/2015	0.0017 (J)	
7/22/2015	0.0013 (J)	
1/20/2016	<0.0025	
1/19/2017	<0.0025	
8/2/2017	<0.0025	
1/19/2018	<0.0025	
6/19/2018	<0.0025	
1/17/2019	0.0011	
6/24/2019	0.0013	
9/10/2019	0.0014	
3/10/2020	0.0012	
9/10/2020	0.0011	
3/15/2021	0.00076 (J)	
8/18/2021	0.001	
3/1/2022	0.00062 (J)	
8/9/2022	0.00072 (J)	
2/14/2023	0.00046 (J)	
8/9/2023	0.00061 (J)	
2/14/2024		0.00078 (J)

ND substitution: RL or RL/2 if <15% NDs.

Prediction Limit

Constituent: Nickel (mg/L) Analysis Run 8/13/2024 11:05 AM View: Appendix I

Plant Wansley Client: Southern Company Data: Wansley Landfill

	GWA-28	GWA-28
9/16/2011	<0.001	
10/28/2011	<0.001	
12/12/2011	<0.001	
1/25/2012	<0.001	
7/16/2012	<0.001	
1/24/2013	<0.001	
7/23/2013	<0.001	
1/22/2014	0.00092 (J)	
7/1/2014	<0.001	
1/21/2015	<0.001	
7/21/2015	<0.001	
1/22/2016	<0.001	
1/17/2017	<0.001	
8/1/2017	<0.001	
1/19/2018	<0.001	
6/19/2018	<0.001	
1/21/2019	0.0004 (J)	
6/25/2019	0.00088 (J)	
9/10/2019	0.00047 (J)	
3/10/2020	0.00069 (J)	
9/9/2020	0.0004 (J)	
3/15/2021	<0.001	
8/16/2021	<0.001	
3/1/2022	<0.001	
8/9/2022	<0.001	
2/14/2023	<0.001	
8/9/2023	<0.001	
2/14/2024		<0.001

ND substitution: RL or RL/2 if <15% NDs.

Prediction Limit

Constituent: Nickel (mg/L) Analysis Run 8/13/2024 11:05 AM View: Appendix I

Plant Wansley Client: Southern Company Data: Wansley Landfill

	GWA-29	GWA-29
9/17/2011	0.0053	
10/28/2011	0.0042	
12/12/2011	<0.0025	
1/31/2012	0.0043	
7/17/2012	<0.0025	
1/24/2013	0.0052	
7/24/2013	0.0052	
1/22/2014	0.0031	
7/8/2014	0.0036 (D)	
1/21/2015	0.0026	
7/22/2015	0.0028	
1/19/2016	0.0021 (JD)	
1/17/2017	0.0022 (J)	
8/1/2017	0.0018 (J)	
1/19/2018	<0.0025	
6/19/2018	0.0024 (J)	
1/18/2019	0.0022	
6/25/2019	0.0028	
9/10/2019	0.0024	
3/10/2020	0.0012	
9/9/2020	0.0016	
3/15/2021	0.0019	
8/18/2021	0.0014	
3/2/2022	0.0012	
8/9/2022	0.0014	
2/13/2023	0.00079 (J)	
8/8/2023	0.0014	
2/14/2024		0.00074 (J)

ND substitution: RL or RL/2 if <15% NDs.

Prediction Limit

Constituent: Nickel (mg/L) Analysis Run 8/13/2024 11:05 AM View: Appendix I

Plant Wansley Client: Southern Company Data: Wansley Landfill

	GWA-3
8/31/2011	<0.0025
6/25/2014	0.0044
7/21/2015	0.0056
8/1/2017	<0.0025
6/20/2018	<0.0025
1/18/2019	0.00087 (J)
6/25/2019	0.0021
9/11/2019	0.0022
3/10/2020	0.0019
9/9/2020	0.0015
3/15/2021	0.0022
8/18/2021	0.0039
3/1/2022	0.0027
8/9/2022	0.004
2/14/2023	0.00099 (J)
8/8/2023	0.0024

ND substitution: RL or RL/2 if <15% NDs.

Prediction Limit

Constituent: Nickel (mg/L) Analysis Run 8/13/2024 11:05 AM View: Appendix I

Plant Wansley Client: Southern Company Data: Wansley Landfill

	GWA-4	GWA-4
8/31/2011	<0.0025	
10/27/2011	<0.0025	
12/14/2011	<0.0025	
2/1/2012	<0.0025	
7/23/2012	<0.0025	
1/23/2013	<0.0025	
7/17/2013	<0.0025	
1/15/2014	<0.0025	
6/25/2014	<0.0025	
1/14/2015	0.0073 (O)	
7/21/2015	<0.0025	
1/20/2016	0.002 (J)	
1/17/2017	0.007 (o)	
8/2/2017	<0.0025	
1/22/2018	<0.0025	
6/19/2018	0.0022 (J)	
1/17/2019	0.0017	
6/24/2019	0.0022	
9/10/2019	0.0017	
3/10/2020	0.0019	
9/9/2020	0.0012	
3/15/2021	0.0027	
8/18/2021	0.0032	
3/1/2022	0.0021	
8/9/2022	0.00087 (J)	
2/14/2023	0.00071 (J)	
8/9/2023	0.00063 (J)	
2/14/2024		0.0013

ND substitution: RL or RL/2 if <15% NDs.

Prediction Limit

Constituent: Nickel (mg/L) Analysis Run 8/13/2024 11:05 AM View: Appendix I

Plant Wansley Client: Southern Company Data: Wansley Landfill

	GWC-10	GWC-10
1/25/2016	0.0017 (J)	
2/1/2017	0.0043	
8/8/2017	0.0022 (J)	
1/25/2018	0.0046	
6/21/2018	0.0046	
1/31/2019	0.0018	
6/26/2019	0.0014	
9/17/2019	0.0013	
3/17/2020	0.0013	
9/10/2020	0.0045	
3/18/2021	0.00097 (J)	
8/20/2021	0.0014	
3/8/2022	0.0017	
8/16/2022	0.00086 (J)	
2/15/2023	0.0012	
8/10/2023	0.0027	
2/20/2024		0.0012

Prediction Limit

Constituent: Nickel (mg/L) Analysis Run 8/13/2024 11:05 AM View: Appendix I

Plant Wansley Client: Southern Company Data: Wansley Landfill

	GWC-11	GWC-11
9/13/2011	<0.001	
10/28/2011	<0.001	
12/4/2011	<0.001	
2/9/2012	<0.001	
7/18/2012	<0.001	
1/8/2013	<0.001	
7/9/2013	<0.001	
1/15/2014	<0.001	
6/25/2014	<0.001	
1/21/2015	<0.001	
7/28/2015	<0.001	
1/26/2016	<0.001	
1/31/2017	<0.001	
8/7/2017	<0.001	
1/24/2018	<0.001	
6/20/2018	<0.001	
1/24/2019	0.00035 (J)	
6/26/2019	<0.001	
9/16/2019	<0.001	
3/16/2020	0.0004 (J)	
9/10/2020	0.0011	
3/17/2021	<0.001	
8/23/2021	<0.001	
3/7/2022	<0.001	
8/15/2022	<0.001	
2/21/2023	<0.001	
8/14/2023	<0.001	
2/14/2024		<0.001

ND substitution: RL or RL/2 if <15% NDs.

Prediction Limit

Constituent: Nickel (mg/L) Analysis Run 8/13/2024 11:05 AM View: Appendix I

Plant Wansley Client: Southern Company Data: Wansley Landfill

	GWC-12	GWC-12
9/13/2011	<0.001	
10/28/2011	<0.001	
12/4/2011	<0.001	
1/24/2012	<0.001	
7/11/2012	<0.001	
1/8/2013	<0.001	
7/10/2013	<0.001	
1/21/2014	<0.001	
7/1/2014	<0.001	
1/21/2015	<0.001	
7/28/2015	<0.001	
1/26/2016	<0.001	
1/31/2017	<0.001	
8/7/2017	<0.001	
1/24/2018	<0.001	
6/26/2018	<0.001	
1/25/2019	<0.001	
6/26/2019	<0.001	
9/11/2019	0.00088 (J)	
3/18/2020	<0.001	
9/10/2020	0.00039 (J)	
3/16/2021	<0.001	
8/19/2021	<0.001	
3/7/2022	<0.001	
8/16/2022	<0.001	
2/15/2023	0.00099 (J)	
8/14/2023	<0.001	
2/20/2024		<0.001

ND substitution: RL or RL/2 if <15% NDs.

Prediction Limit

Constituent: Nickel (mg/L) Analysis Run 8/13/2024 11:05 AM View: Appendix I

Plant Wansley Client: Southern Company Data: Wansley Landfill

	GWC-13	GWC-13
9/13/2011	<0.001	
10/28/2011	<0.001	
12/4/2011	<0.001	
1/24/2012	<0.001	
7/11/2012	<0.001	
1/8/2013	<0.001	
7/10/2013	<0.001	
1/21/2014	<0.001	
7/1/2014	<0.001	
1/21/2015	<0.001	
7/28/2015	<0.001	
1/27/2016	<0.001	
1/31/2017	<0.001	
8/4/2017	<0.001	
1/25/2018	<0.001	
6/20/2018	<0.001	
1/22/2019	0.00033 (J)	
6/25/2019	0.00068 (J)	
9/12/2019	0.00055 (J)	
3/12/2020	<0.001	
9/10/2020	0.00037 (J)	
3/17/2021	0.00066 (J)	
8/23/2021	<0.001	
3/8/2022	<0.001	
8/15/2022	0.0006 (J)	
2/21/2023	0.00051 (J)	
8/16/2023	0.00045 (J)	
2/19/2024		<0.001

ND substitution: RL or RL/2 if <15% NDs.

Prediction Limit

Constituent: Nickel (mg/L) Analysis Run 8/13/2024 11:05 AM View: Appendix I

Plant Wansley Client: Southern Company Data: Wansley Landfill

	GWC-14	GWC-14
9/13/2011	<0.0025	
10/27/2011	<0.0025	
12/3/2011	<0.0025	
1/24/2012	<0.0025	
7/11/2012	<0.0025	
1/8/2013	<0.0025	
7/10/2013	<0.0025	
1/21/2014	0.0041	
7/1/2014	0.0017 (J)	
1/14/2015	0.0064	
7/22/2015	0.0089	
1/27/2016	0.014	
4/20/2016	0.013	
2/1/2017	0.013	
8/7/2017	0.018	
1/25/2018	0.013	
6/20/2018	0.015	
1/22/2019	0.014	
6/25/2019	0.016	
9/12/2019	0.016	
3/17/2020	0.017	
9/10/2020	0.015	
3/17/2021	0.018	
8/23/2021	0.021	
3/7/2022	0.02	
8/16/2022	0.013	
2/17/2023	0.019	
8/14/2023	0.019	
2/19/2024		0.023

Prediction Limit

Constituent: Nickel (mg/L) Analysis Run 8/13/2024 11:05 AM View: Appendix I

Plant Wansley Client: Southern Company Data: Wansley Landfill

	GWC-15	GWC-15
9/16/2011	<0.001	
10/27/2011	<0.001	
12/3/2011	<0.001	
2/9/2012	<0.001	
7/11/2012	<0.001	
1/8/2013	<0.001	
7/2/2013	<0.001	
1/21/2014	<0.001	
6/24/2014	<0.001	
1/14/2015	<0.001	
7/22/2015	<0.001	
1/27/2016	<0.001	
2/1/2017	<0.001	
8/4/2017	<0.001	
1/25/2018	<0.001	
6/20/2018	<0.001	
1/22/2019	<0.001	
6/25/2019	0.00031 (J)	
9/17/2019	<0.001	
3/16/2020	<0.001	
9/10/2020	0.00037 (J)	
3/18/2021	<0.001	
8/24/2021	<0.001	
3/7/2022	<0.001	
8/16/2022	<0.001	
2/21/2023	<0.001	
8/14/2023	<0.001	
2/21/2024		<0.001

ND substitution: RL or RL/2 if <15% NDs.

Prediction Limit

Constituent: Nickel (mg/L) Analysis Run 8/13/2024 11:05 AM View: Appendix I

Plant Wansley Client: Southern Company Data: Wansley Landfill

	GWC-16	GWC-16
8/30/2011	<0.001	
10/26/2011	<0.001	
12/3/2011	<0.001	
1/25/2012	<0.001	
7/11/2012	<0.001	
1/8/2013	<0.001	
7/2/2013	<0.001	
1/14/2014	<0.001	
6/25/2014	<0.001	
1/13/2015	<0.001	
7/22/2015	<0.001	
1/27/2016	<0.001	
2/1/2017	<0.001	
8/7/2017	<0.001	
1/25/2018	<0.001	
6/20/2018	<0.001	
1/25/2019	<0.001	
6/25/2019	0.00067 (J)	
9/11/2019	0.00077 (J)	
3/17/2020	<0.001	
9/11/2020	<0.001	
3/17/2021	<0.001	
8/20/2021	<0.001	
3/8/2022	<0.001	
8/16/2022	<0.001	
2/20/2023	0.00062 (J)	
8/14/2023	<0.001	
2/21/2024		0.00045 (J)

ND substitution: RL or RL/2 if <15% NDs.

Prediction Limit

Constituent: Nickel (mg/L) Analysis Run 8/13/2024 11:05 AM View: Appendix I

Plant Wansley Client: Southern Company Data: Wansley Landfill

	GWC-17	GWC-17
8/30/2011	<0.001	
10/26/2011	<0.001	
12/3/2011	<0.001	
1/25/2012	<0.001	
7/11/2012	<0.001	
1/8/2013	<0.001	
7/16/2013	<0.001	
1/14/2014	<0.001	
6/25/2014	<0.001	
1/14/2015	<0.001	
7/28/2015	<0.001	
1/27/2016	<0.001	
2/1/2017	<0.001	
8/7/2017	<0.001	
1/25/2018	<0.001	
6/26/2018	<0.001	
1/24/2019	<0.001	
6/25/2019	0.00092 (J)	
9/11/2019	0.00092 (J)	
3/17/2020	<0.001	
9/14/2020	0.00041 (J)	
3/16/2021	<0.001	
8/20/2021	<0.001	
3/8/2022	<0.001	
8/11/2022	<0.001	
2/20/2023	0.00057 (J)	
8/10/2023	<0.001	
2/20/2024		<0.001

ND substitution: RL or RL/2 if <15% NDs.

Prediction Limit

Constituent: Nickel (mg/L) Analysis Run 8/13/2024 11:05 AM View: Appendix I

Plant Wansley Client: Southern Company Data: Wansley Landfill

	GWC-18	GWC-18
8/30/2011	<0.001	
10/26/2011	<0.001	
12/3/2011	<0.001	
2/9/2012	<0.001	
7/11/2012	<0.001	
1/8/2013	<0.001	
7/16/2013	<0.001	
1/14/2014	<0.001	
6/24/2014	<0.001	
1/13/2015	<0.001	
7/23/2015	<0.001	
1/27/2016	<0.001	
2/1/2017	<0.001	
8/7/2017	<0.001	
1/25/2018	<0.001	
6/21/2018	<0.001	
1/28/2019	<0.001	
6/27/2019	<0.001	
9/11/2019	0.00066 (J)	
3/17/2020	<0.001	
9/14/2020	0.0015	
3/16/2021	<0.001	
8/24/2021	<0.001	
3/8/2022	<0.001	
8/11/2022	<0.001	
2/20/2023	0.0005 (J)	
8/9/2023	<0.001	
2/21/2024		<0.001

ND substitution: RL or RL/2 if <15% NDs.

Prediction Limit

Constituent: Nickel (mg/L) Analysis Run 8/13/2024 11:05 AM View: Appendix I

Plant Wansley Client: Southern Company Data: Wansley Landfill

	GWC-19	GWC-19
8/30/2011	<0.001	
10/26/2011	<0.001	
12/3/2011	<0.001	
2/8/2012	<0.001	
7/11/2012	<0.001	
1/8/2013	<0.001	
7/16/2013	<0.001	
1/21/2014	<0.001	
6/24/2014	<0.001	
1/13/2015	<0.001	
7/23/2015	<0.001	
1/27/2016	<0.001	
2/2/2017	<0.001	
8/7/2017	<0.001	
1/25/2018	<0.001	
6/21/2018	<0.001	
1/28/2019	0.0009 (J)	
6/26/2019	0.00051 (J)	
9/12/2019	0.00044 (J)	
3/18/2020	0.0011	
9/15/2020	0.0005 (J)	
3/17/2021	0.001	
8/24/2021	0.0005 (J)	
3/8/2022	0.0012	
8/11/2022	<0.001	
2/21/2023	0.0014	
8/9/2023	<0.001	
2/21/2024		0.0014

ND substitution: RL or RL/2 if <15% NDs.

Prediction Limit

Constituent: Nickel (mg/L) Analysis Run 8/13/2024 11:05 AM View: Appendix I

Plant Wansley Client: Southern Company Data: Wansley Landfill

	GWC-20	GWC-20
8/31/2011	<0.001	
10/27/2011	<0.001	
12/4/2011	<0.001	
2/8/2012	<0.001	
7/11/2012	<0.001	
1/8/2013	<0.001	
7/16/2013	<0.001	
1/21/2014	<0.001	
6/24/2014	<0.001	
1/13/2015	<0.001	
7/23/2015	<0.001	
1/27/2016	<0.001	
2/2/2017	<0.001	
8/7/2017	<0.001	
1/26/2018	<0.001	
6/21/2018	<0.001	
1/28/2019	<0.001	
6/25/2019	0.00048 (J)	
9/11/2019	0.001	
3/18/2020	<0.001	
9/15/2020	<0.001	
3/16/2021	<0.001	
8/24/2021	<0.001	
3/7/2022	<0.001	
8/16/2022	<0.001	
2/22/2023	<0.001	
8/9/2023	<0.001	
2/20/2024		<0.001

ND substitution: RL or RL/2 if <15% NDs.

Prediction Limit

Constituent: Nickel (mg/L) Analysis Run 8/13/2024 11:05 AM View: Appendix I

Plant Wansley Client: Southern Company Data: Wansley Landfill

	GWC-21	GWC-21
8/31/2011	<0.001	
10/27/2011	<0.001	
12/4/2011	<0.001	
2/8/2012	<0.001	
7/17/2012	<0.001	
1/9/2013	<0.001	
7/16/2013	<0.001	
1/21/2014	<0.001	
6/24/2014	<0.001	
1/13/2015	<0.001	
7/23/2015	<0.001	
1/26/2016	<0.001	
2/2/2017	<0.001	
8/7/2017	<0.001	
1/26/2018	<0.001	
6/20/2018	<0.001	
1/24/2019	0.00051 (J)	
6/25/2019	0.00085 (J)	
9/11/2019	0.00066 (J)	
3/18/2020	0.0004 (J)	
9/15/2020	0.00076 (J)	
3/16/2021	0.00097 (J)	
8/19/2021	0.00071 (J)	
3/7/2022	<0.001	
8/16/2022	0.00082 (J)	
2/21/2023	<0.001	
8/9/2023	0.0005 (J)	
2/19/2024		<0.001

ND substitution: RL or RL/2 if <15% NDs.

Prediction Limit

Constituent: Nickel (mg/L) Analysis Run 8/13/2024 11:05 AM View: Appendix I

Plant Wansley Client: Southern Company Data: Wansley Landfill

	GWC-22	GWC-22
9/15/2011	<0.001	
10/29/2011	<0.001	
12/13/2011	<0.001	
1/25/2012	<0.001	
7/18/2012	<0.001	
1/22/2013	<0.001	
7/16/2013	<0.001	
1/21/2014	<0.001	
6/25/2014	<0.001	
1/14/2015	<0.001	
7/23/2015	<0.001	
1/26/2016	<0.001	
2/3/2017	<0.001	
8/8/2017	<0.001	
1/25/2018	<0.001	
6/20/2018	<0.001	
1/24/2019	<0.001	
6/25/2019	0.00031 (J)	
9/10/2019	<0.001	
3/18/2020	0.00042 (J)	
9/10/2020	<0.001	
3/15/2021	<0.001	
8/19/2021	<0.001	
3/8/2022	<0.001	
8/17/2022	<0.001	
2/14/2023	<0.001	
8/14/2023	<0.001	
2/14/2024		<0.001

ND substitution: RL or RL/2 if <15% NDs.

Prediction Limit

Constituent: Nickel (mg/L) Analysis Run 8/13/2024 11:05 AM View: Appendix I

Plant Wansley Client: Southern Company Data: Wansley Landfill

	GWC-23	GWC-23
9/16/2011	<0.001	
10/29/2011	<0.001	
12/13/2011	<0.001	
1/31/2012	<0.001	
7/18/2012	<0.001	
1/22/2013	<0.001	
7/23/2013	<0.001	
1/22/2014	<0.001	
7/1/2014	<0.001	
1/22/2015	<0.001	
7/29/2015	<0.001	
1/21/2016	<0.001	
2/3/2017	<0.001	
8/8/2017	<0.001	
1/25/2018	<0.001	
6/20/2018	<0.001	
1/25/2019	0.00044 (J)	
6/26/2019	<0.001	
9/12/2019	0.00044 (J)	
3/18/2020	0.00079 (J)	
9/10/2020	0.00058 (J)	
3/18/2021	0.00052 (J)	
8/23/2021	0.00059 (J)	
3/9/2022	<0.001	
8/16/2022	<0.001	
2/21/2023	0.00062 (J)	
8/15/2023	<0.001	
2/19/2024		<0.001

ND substitution: RL or RL/2 if <15% NDs.

Prediction Limit

Constituent: Nickel (mg/L) Analysis Run 8/13/2024 11:05 AM View: Appendix I

Plant Wansley Client: Southern Company Data: Wansley Landfill

	GWC-24	GWC-24
7/8/2014	0.0022 (J)	
7/31/2015	0.0018 (J)	
1/20/2016	0.0027	
2/3/2017	0.0025	
8/8/2017	0.0036	
1/25/2018	0.0022 (J)	
6/27/2018	<0.0025	
1/31/2019	0.0018	
6/26/2019	0.0016	
9/11/2019	0.0018	
3/12/2020	0.0025	
9/15/2020	0.0022	
3/18/2021	0.0017	
8/19/2021	0.0017	
3/10/2022	0.0011	
8/18/2022	0.002	
2/16/2023	0.0014	
8/16/2023	0.0013	
2/22/2024		0.0034

ND substitution: RL or RL/2 if <15% NDs.

Prediction Limit

Constituent: Nickel (mg/L) Analysis Run 8/13/2024 11:05 AM View: Appendix I

Plant Wansley Client: Southern Company Data: Wansley Landfill

	GWC-25	GWC-25
9/17/2011	<0.0025	
10/31/2011	<0.0025	
12/14/2011	<0.0025	
2/7/2012	<0.0025	
7/17/2012	0.014	
7/24/2013	0.019	
1/23/2014	0.0036	
7/8/2014	0.011	
1/21/2015	0.0033	
7/30/2015	0.0054	
1/21/2016	0.0054	
1/24/2017	0.012	
8/3/2017	<0.0025	
1/25/2018	0.0071	
6/27/2018	0.0072	
1/24/2019	0.0027	
6/25/2019	0.0021	
9/11/2019	0.024	
3/12/2020	0.0054	
9/14/2020	0.015	
3/17/2021	0.0053	
8/19/2021	0.0035	
3/8/2022	0.0039	
8/10/2022	0.0026	
2/21/2023	0.0039	
8/15/2023	0.0082	
2/21/2024		0.0038

ND substitution: RL or RL/2 if <15% NDs.

Prediction Limit

Constituent: Nickel (mg/L) Analysis Run 8/13/2024 11:05 AM View: Appendix I

Plant Wansley Client: Southern Company Data: Wansley Landfill

	GWC-26	GWC-26
9/17/2011	<0.001	
10/29/2011	<0.001	
12/14/2011	<0.001	
2/7/2012	<0.001	
7/17/2012	<0.001	
1/24/2013	<0.001	
7/24/2013	<0.001	
1/23/2014	<0.001	
7/8/2014	<0.001	
1/21/2015	<0.001	
7/31/2015	<0.001	
1/25/2016	<0.001	
1/19/2017	<0.001	
8/3/2017	<0.001	
1/22/2018	<0.001	
6/27/2018	<0.001	
1/24/2019	0.00087 (J)	
6/25/2019	0.0031	
9/12/2019	0.00081 (J)	
3/13/2020	0.00097 (J)	
9/15/2020	0.00072 (J)	
3/17/2021	0.0014	
8/19/2021	0.00059 (J)	
3/9/2022	0.0011	
8/10/2022	0.00073 (J)	
2/21/2023	0.00078 (J)	
8/16/2023	0.00062 (J)	
2/20/2024		<0.001

ND substitution: RL or RL/2 if <15% NDs.

Prediction Limit

Constituent: Nickel (mg/L) Analysis Run 8/13/2024 11:05 AM View: Appendix I

Plant Wansley Client: Southern Company Data: Wansley Landfill

	GWC-27	GWC-27
9/17/2011	<0.001	
10/29/2011	<0.001	
12/14/2011	<0.001	
1/25/2012	<0.001	
7/17/2012	<0.001	
1/24/2013	<0.001	
7/24/2013	<0.001	
1/23/2014	<0.001	
7/8/2014	<0.001	
1/21/2015	<0.001	
7/30/2015	<0.001	
1/22/2016	<0.001	
1/20/2017	<0.001	
8/3/2017	<0.001	
1/19/2018	<0.001	
6/27/2018	<0.001	
1/24/2019	0.00035 (J)	
6/26/2019	<0.001	
9/12/2019	0.00044 (J)	
3/12/2020	<0.001	
9/9/2020	0.00052 (J)	
3/18/2021	<0.001	
8/23/2021	<0.001	
3/8/2022	<0.001	
8/10/2022	<0.001	
2/20/2023	<0.001	
8/15/2023	<0.001	
2/20/2024		<0.001

ND substitution: RL or RL/2 if <15% NDs.

Prediction Limit

Constituent: Nickel (mg/L) Analysis Run 8/13/2024 11:05 AM View: Appendix I

Plant Wansley Client: Southern Company Data: Wansley Landfill

	GWC-31	GWC-31
9/17/2011	0.0041	
10/31/2011	0.003	
2/7/2012	0.0029	
1/23/2013	0.0027	
1/23/2014	0.0016 (J)	
7/1/2014	0.0021 (J)	
1/21/2015	<0.0025	
1/25/2016	<0.0025	
1/25/2017	<0.0025	
8/4/2017	0.0029	
1/23/2018	0.012	
6/27/2018	0.0065	
1/31/2019	0.0011	
6/26/2019	0.00034 (J)	
9/11/2019	0.01	
3/17/2020	0.0029	
9/11/2020	0.0019	
3/16/2021	0.0014	
8/25/2021	0.00064 (J)	
3/10/2022	0.00055 (J)	
8/16/2022	0.0016	
2/22/2023	0.00047 (J)	
8/16/2023	0.0022	
2/21/2024		0.0016

ND substitution: RL or RL/2 if <15% NDs.

Prediction Limit

Constituent: Nickel (mg/L) Analysis Run 8/13/2024 11:05 AM View: Appendix I

Plant Wansley Client: Southern Company Data: Wansley Landfill

	GWC-32	GWC-32
9/15/2011	<0.001	
10/31/2011	<0.001	
12/13/2011	<0.001	
2/1/2012	<0.001	
7/17/2012	<0.001	
1/23/2013	<0.001	
7/24/2013	<0.001	
1/23/2014	0.00094 (J)	
7/1/2014	<0.001	
1/20/2015	<0.001	
7/30/2015	<0.001	
1/25/2016	<0.001	
1/26/2017	<0.001	
8/3/2017	0.0018 (J)	
1/23/2018	<0.001	
6/26/2018	<0.001	
1/30/2019	0.00064 (J)	
6/27/2019	0.00059 (J)	
9/12/2019	0.0013	
3/18/2020	0.0011	
9/15/2020	0.00095 (J)	
3/17/2021	0.00082 (J)	
8/24/2021	<0.001	
3/9/2022	<0.001	
8/10/2022	<0.001	
2/15/2023	<0.001	
8/15/2023	<0.001	
2/20/2024		<0.001

ND substitution: RL or RL/2 if <15% NDs.

Prediction Limit

Constituent: Nickel (mg/L) Analysis Run 8/13/2024 11:05 AM View: Appendix I

Plant Wansley Client: Southern Company Data: Wansley Landfill

	GWC-33	GWC-33
9/16/2011	<0.001	
10/30/2011	<0.001	
12/13/2011	<0.001	
2/1/2012	<0.001	
7/17/2012	<0.001	
1/23/2013	<0.001	
7/17/2013	<0.001	
1/23/2014	0.00078 (J)	
1/20/2015	<0.001	
7/29/2015	<0.001	
1/25/2016	<0.001	
1/25/2017	<0.001	
8/4/2017	<0.001	
1/23/2018	<0.001	
6/26/2018	<0.001	
1/30/2019	0.00054 (J)	
6/26/2019	0.00068 (J)	
9/12/2019	0.00078 (J)	
3/12/2020	0.0012	
9/16/2020	0.0012	
3/18/2021	<0.001	
8/24/2021	<0.001	
3/9/2022	<0.001	
8/15/2022	<0.001	
2/20/2023	<0.001	
8/15/2023	<0.001	
2/20/2024		<0.001

ND substitution: RL or RL/2 if <15% NDs.

Prediction Limit

Constituent: Nickel (mg/L) Analysis Run 8/13/2024 11:05 AM View: Appendix I

Plant Wansley Client: Southern Company Data: Wansley Landfill

	GWC-34	GWC-34
9/16/2011	<0.0025	
10/31/2011	<0.0025	
12/12/2011	<0.0025	
2/1/2012	<0.0025	
7/16/2012	<0.0025	
1/22/2013	<0.0025	
7/17/2013	<0.0025	
1/23/2014	0.00062 (J)	
6/25/2014	<0.0025	
1/14/2015	<0.0025	
7/29/2015	<0.0025	
1/21/2016	<0.0025	
1/25/2017	<0.0025	
8/3/2017	0.012 (O)	
1/23/2018	<0.0025	
6/20/2018	<0.0025	
1/28/2019	0.00047 (J)	
6/26/2019	0.00047 (J)	
9/11/2019	0.0014	
3/11/2020	0.0005 (J)	
9/11/2020	0.00053 (J)	
3/16/2021	0.00059 (J)	
8/24/2021	0.00043 (J)	
3/2/2022	0.00064 (J)	
8/10/2022	0.00063 (J)	
2/20/2023	0.00077 (J)	
8/16/2023	0.00079 (J)	
2/22/2024		0.00065 (J)

ND substitution: RL or RL/2 if <15% NDs.

Prediction Limit

Constituent: Nickel (mg/L) Analysis Run 8/13/2024 11:05 AM View: Appendix I

Plant Wansley Client: Southern Company Data: Wansley Landfill

	GWC-35	GWC-35
9/16/2011	0.0037	
10/31/2011	0.0047	
12/12/2011	0.0048	
2/1/2012	0.0027	
7/16/2012	0.0035	
1/22/2013	0.003	
7/2/2013	0.0027	
1/21/2014	0.002 (J)	
6/25/2014	0.0026	
1/14/2015	0.0021 (J)	
7/28/2015	0.0016 (J)	
1/21/2016	0.0017 (J)	
1/26/2017	<0.0025	
8/3/2017	<0.0025	
1/23/2018	<0.0025	
6/19/2018	<0.0025	
1/21/2019	0.0011	
6/26/2019	0.0013	
9/12/2019	0.0012	
3/11/2020	0.001	
9/11/2020	0.00095 (J)	
3/16/2021	0.0011	
8/18/2021	0.00094 (J)	
3/2/2022	0.0015	
8/15/2022	0.0014	
2/20/2023	0.0012	
8/16/2023	0.002	
2/22/2024		0.0019

ND substitution: RL or RL/2 if <15% NDs.

Prediction Limit

Constituent: Nickel (mg/L) Analysis Run 8/13/2024 11:05 AM View: Appendix I

Plant Wansley Client: Southern Company Data: Wansley Landfill

	GWC-5	GWC-5
8/31/2011	<0.0025	
10/27/2011	<0.0025	
12/5/2011	<0.0025	
1/25/2012	<0.0025	
7/18/2012	0.0043	
1/9/2013	0.0082	
7/17/2013	0.0076	
1/15/2014	0.0083	
6/25/2014	0.0079	
1/13/2015	0.0072	
7/24/2015	0.0083	
1/20/2016	0.007	
1/26/2017	0.0066	
8/3/2017	0.0088	
1/23/2018	0.0074	
6/25/2018	0.0053	
1/30/2019	0.0032	
6/26/2019	0.0051	
9/12/2019	0.0085	
3/16/2020	0.0049	
9/9/2020	0.0051	
3/17/2021	0.0035	
8/19/2021	0.0037	
3/2/2022	0.0038	
8/11/2022	0.0046	
2/20/2023	0.0038	
8/14/2023	0.0053	
2/14/2024		0.0069

ND substitution: RL or RL/2 if <15% NDs.

Prediction Limit

Constituent: Nickel (mg/L) Analysis Run 8/13/2024 11:05 AM View: Appendix I

Plant Wansley Client: Southern Company Data: Wansley Landfill

	GWC-6	GWC-6
8/31/2011	0.0072	
10/30/2011	0.0055	
12/5/2011	0.0026	
1/25/2012	<0.0025	
7/24/2012	0.003	
1/8/2013	0.0036	
7/9/2013	0.0038	
1/15/2014	0.0049	
6/25/2014	0.0037	
1/20/2015	0.0035	
7/24/2015	0.0048	
1/20/2016	0.0044	
1/26/2017	0.005	
8/3/2017	0.0051	
1/23/2018	0.0054	
6/25/2018	0.0056	
1/30/2019	0.0057	
6/26/2019	0.0052	
9/12/2019	0.0099	
3/16/2020	0.0043	
9/11/2020	0.0063	
3/17/2021	0.006	
8/18/2021	0.0058	
3/2/2022	0.0053	
8/11/2022	0.0075	
2/20/2023	0.0057	
8/14/2023	0.0064	
2/14/2024		0.0052

ND substitution: RL or RL/2 if <15% NDs.

Prediction Limit

Constituent: Nickel (mg/L) Analysis Run 8/13/2024 11:05 AM View: Appendix I

Plant Wansley Client: Southern Company Data: Wansley Landfill

	GWC-7	GWC-7
9/7/2011	<0.0025	
10/30/2011	<0.0025	
12/5/2011	<0.0025	
1/25/2012	<0.0025	
7/18/2012	0.013	
1/7/2013	0.019	
7/9/2013	0.018	
1/14/2014	0.017	
6/24/2014	0.016	
1/20/2015	0.015	
7/27/2015	0.013	
1/26/2016	0.012	
1/26/2017	0.011	
8/4/2017	0.011	
1/23/2018	0.0071	
6/25/2018	0.011	
1/21/2019	0.0077	
6/25/2019	0.01	
9/10/2019	0.0089	
3/12/2020	0.0074	
9/14/2020	0.0094	
3/16/2021	0.0067	
8/19/2021	0.0093	
3/2/2022	0.0076	
8/11/2022	0.0084	
2/21/2023	0.0079	
8/9/2023	0.008	
2/21/2024		0.0082

ND substitution: RL or RL/2 if <15% NDs.

Prediction Limit

Constituent: Nickel (mg/L) Analysis Run 8/13/2024 11:05 AM View: Appendix I

Plant Wansley Client: Southern Company Data: Wansley Landfill

	GWC-8	GWC-8
9/7/2011	<0.0025	
10/30/2011	<0.0025	
12/5/2011	<0.0025	
1/19/2012	<0.0025	
7/18/2012	<0.0025	
1/7/2013	0.0025	
7/9/2013	0.0027	
1/14/2014	0.0039	
6/24/2014	0.0014 (J)	
1/20/2015	0.0026	
7/27/2015	<0.0025	
1/26/2016	0.002 (J)	
1/26/2017	0.0034	
8/7/2017	0.011 (o)	
1/24/2018	0.0023 (J)	
6/21/2018	0.0031	
1/22/2019	0.0025	
6/25/2019	0.0053	
9/10/2019	0.0026	
3/12/2020	0.0019	
9/14/2020	0.0041	
3/16/2021	0.0026	
8/20/2021	0.0041	
3/2/2022	0.003	
8/11/2022	0.0038	
2/15/2023	0.001	
8/9/2023	0.004	
2/21/2024		0.0021

ND substitution: RL or RL/2 if <15% NDs.

Prediction Limit

Constituent: Nickel (mg/L) Analysis Run 8/13/2024 11:05 AM View: Appendix I

Plant Wansley Client: Southern Company Data: Wansley Landfill

	GWC-9	GWC-9
9/7/2011	0.029	
10/30/2011	<0.0025	
12/4/2011	0.0072	
1/19/2012	0.0053	
7/18/2012	0.012	
1/8/2013	0.014	
7/9/2013	0.015	
1/14/2014	0.015	
6/24/2014	0.0091	
1/20/2015	0.014	
7/27/2015	0.011	
1/26/2016	0.0096	
1/31/2017	0.055 (O)	
8/7/2017	0.0093	
1/24/2018	0.01	
6/21/2018	0.0083	
1/22/2019	0.008	
6/25/2019	0.01	
9/16/2019	0.0091	
3/16/2020	0.0091	
9/11/2020	0.016	
3/16/2021	0.012	
8/25/2021	0.0041	
3/9/2022	0.0076	
8/16/2022	0.077 (o)	
2/15/2023	0.0088	
8/9/2023	0.024	
2/19/2024		0.0093

ND substitution: RL or RL/2 if <15% NDs.

Prediction Limit

Constituent: Selenium (mg/L) Analysis Run 8/13/2024 11:05 AM View: Appendix I

Plant Wansley Client: Southern Company Data: Wansley Landfill

	GWA-1	GWA-1
9/16/2011	<0.005	
10/27/2011	<0.005	
12/13/2011	<0.005	
1/31/2012	<0.005	
7/18/2012	<0.005	
1/24/2013	<0.005	
7/17/2013	<0.005	
1/21/2014	<0.005	
6/25/2014	<0.005	
1/14/2015	<0.005	
7/21/2015	<0.005	
1/21/2016	<0.005	
3/23/2016	<0.005	
5/20/2016	<0.005	
7/21/2016	<0.005	
9/15/2016	<0.005	
11/11/2016	<0.005	
1/19/2017	<0.005	
3/16/2017	<0.005	
4/28/2017	<0.005	
8/3/2017	<0.005	
1/19/2018	<0.005	
6/19/2018	0.00054 (J)	
1/17/2019	<0.005	
6/24/2019	<0.005	
9/9/2019	<0.005	
3/10/2020	<0.005	
9/9/2020	<0.005	
3/15/2021	<0.005	
8/16/2021	<0.005	
2/28/2022	<0.005	
8/9/2022	<0.005	
2/14/2023	<0.005	
8/9/2023	<0.005	
2/13/2024		<0.005

ND substitution: RL or RL/2 if <15% NDs.

Prediction Limit

Constituent: Selenium (mg/L) Analysis Run 8/13/2024 11:05 AM View: Appendix I

Plant Wansley Client: Southern Company Data: Wansley Landfill

	GWA-28	GWA-28
9/16/2011	<0.005	
10/28/2011	<0.005	
12/12/2011	<0.005	
1/25/2012	<0.005	
7/16/2012	<0.005	
1/24/2013	<0.005	
7/23/2013	<0.005	
1/22/2014	<0.005	
7/1/2014	<0.005	
1/21/2015	<0.005	
7/21/2015	<0.005	
1/22/2016	<0.005	
3/22/2016	<0.005	
5/23/2016	<0.005	
7/25/2016	0.0004 (J)	
9/15/2016	<0.005	
11/9/2016	<0.005	
1/17/2017	<0.005	
3/16/2017	<0.005	
4/27/2017	<0.005	
8/1/2017	<0.005	
1/19/2018	0.00073 (J)	
6/19/2018	<0.005	
1/21/2019	<0.005	
6/25/2019	<0.005	
9/10/2019	<0.005	
3/10/2020	<0.005	
9/9/2020	<0.005	
3/15/2021	<0.005	
8/16/2021	<0.005	
3/1/2022	<0.005	
8/9/2022	<0.005	
2/14/2023	<0.005	
8/9/2023	<0.005	
2/14/2024		<0.005

ND substitution: RL or RL/2 if <15% NDs.

Prediction Limit

Constituent: Selenium (mg/L) Analysis Run 8/13/2024 11:05 AM View: Appendix I

Plant Wansley Client: Southern Company Data: Wansley Landfill

	GWA-29	GWA-29
9/17/2011	<0.005	
10/28/2011	<0.005	
12/12/2011	<0.005	
1/31/2012	<0.005	
7/17/2012	<0.005	
1/24/2013	<0.005	
7/24/2013	<0.005	
1/22/2014	<0.005	
7/8/2014	<0.005 (D)	
1/21/2015	<0.005	
7/22/2015	<0.005	
1/19/2016	<0.005 (D)	
3/22/2016	<0.005	
5/19/2016	<0.005	
7/21/2016	0.00045 (J)	
1/17/2017	<0.005	
4/27/2017	<0.005	
7/18/2017	<0.005	
8/1/2017	<0.005 (*)	
1/19/2018	0.00027 (J)	
6/19/2018	0.00051 (J)	
1/18/2019	<0.005	
6/25/2019	<0.005	
9/10/2019	<0.005	
3/10/2020	<0.005	
9/9/2020	<0.005	
3/15/2021	<0.005	
8/18/2021	<0.005	
3/2/2022	<0.005	
8/9/2022	<0.005	
2/13/2023	<0.005	
8/8/2023	<0.005	
2/14/2024		<0.005

ND substitution: RL or RL/2 if <15% NDs.

Prediction Limit

Constituent: Selenium (mg/L) Analysis Run 8/13/2024 11:05 AM View: Appendix I

Plant Wansley Client: Southern Company Data: Wansley Landfill

	GWA-4	GWA-4
8/31/2011	<0.005	
10/27/2011	<0.005	
12/14/2011	<0.005	
2/1/2012	<0.005	
7/23/2012	<0.005	
1/23/2013	<0.005	
7/17/2013	<0.005	
1/15/2014	<0.005	
6/25/2014	<0.005	
1/14/2015	<0.005	
7/21/2015	<0.005	
1/20/2016	<0.005	
3/23/2016	<0.005	
5/19/2016	<0.005	
7/21/2016	<0.005	
9/14/2016	<0.005	
11/10/2016	<0.005	
1/17/2017	<0.005	
3/16/2017	<0.005	
4/27/2017	<0.005	
8/2/2017	<0.005	
1/22/2018	<0.005	
6/19/2018	0.00086 (J)	
1/17/2019	<0.005	
6/24/2019	<0.005	
9/10/2019	<0.005	
3/10/2020	<0.005	
9/9/2020	<0.005	
3/15/2021	<0.005	
8/18/2021	<0.005	
3/1/2022	<0.005	
8/9/2022	<0.005	
2/14/2023	<0.005	
8/9/2023	<0.005	
2/14/2024		<0.005

ND substitution: RL or RL/2 if <15% NDs.

Prediction Limit

Constituent: Selenium (mg/L) Analysis Run 8/13/2024 11:05 AM View: Appendix I

Plant Wansley Client: Southern Company Data: Wansley Landfill

	GWC-11	GWC-11
9/13/2011	<0.005	
10/28/2011	<0.005	
12/4/2011	<0.005	
2/9/2012	<0.005	
7/18/2012	<0.005	
1/8/2013	<0.005	
7/9/2013	<0.005	
1/15/2014	<0.005	
6/25/2014	<0.005	
1/21/2015	<0.005	
7/28/2015	<0.005	
1/26/2016	<0.005	
3/29/2016	<0.005	
5/25/2016	<0.005	
7/25/2016	0.00041 (J)	
9/19/2016	0.00084 (J)	
11/16/2016	<0.005	
1/31/2017	0.00033 (J)	
3/23/2017	<0.005	
5/2/2017	<0.005	
8/7/2017	<0.005	
1/24/2018	<0.005	
6/20/2018	0.00026 (J)	
1/24/2019	<0.005	
6/26/2019	<0.005	
9/16/2019	<0.005	
3/16/2020	<0.005	
9/10/2020	<0.005	
3/17/2021	<0.005	
8/23/2021	<0.005	
3/7/2022	<0.005	
8/15/2022	<0.005	
2/21/2023	<0.005	
8/14/2023	<0.005	
2/14/2024		<0.005

ND substitution: RL or RL/2 if <15% NDs.

Prediction Limit

Constituent: Selenium (mg/L) Analysis Run 8/13/2024 11:05 AM View: Appendix I

Plant Wansley Client: Southern Company Data: Wansley Landfill

	GWC-12	GWC-12
9/13/2011	<0.005	
10/28/2011	<0.005	
12/4/2011	<0.005	
1/24/2012	<0.005	
7/11/2012	<0.005	
1/8/2013	<0.005	
7/10/2013	<0.005	
1/21/2014	<0.005	
7/1/2014	<0.005	
1/21/2015	<0.005	
7/28/2015	<0.005	
1/26/2016	<0.005	
3/29/2016	<0.005	
5/25/2016	<0.005	
7/22/2016	<0.005	
9/15/2016	<0.005	
11/16/2016	<0.005	
1/31/2017	<0.005	
3/23/2017	<0.005	
5/3/2017	<0.005	
8/7/2017	0.00032 (J)	
1/24/2018	<0.005	
6/26/2018	<0.005	
1/25/2019	<0.005	
6/26/2019	<0.005	
9/11/2019	<0.005	
3/18/2020	<0.005	
9/10/2020	<0.005	
3/16/2021	<0.005	
8/19/2021	<0.005	
3/7/2022	<0.005	
8/16/2022	<0.005	
2/15/2023	<0.005	
8/14/2023	<0.005	
2/20/2024		<0.005

ND substitution: RL or RL/2 if <15% NDs.

Prediction Limit

Constituent: Selenium (mg/L) Analysis Run 8/13/2024 11:05 AM View: Appendix I

Plant Wansley Client: Southern Company Data: Wansley Landfill

	GWC-13	GWC-13
9/13/2011	<0.005	
10/28/2011	<0.005	
12/4/2011	<0.005	
1/24/2012	<0.005	
7/11/2012	<0.005	
1/8/2013	<0.005	
7/10/2013	<0.005	
1/21/2014	<0.005	
7/1/2014	<0.005	
1/21/2015	<0.005	
7/28/2015	<0.005	
1/27/2016	<0.005	
3/29/2016	<0.005	
5/25/2016	<0.005	
7/26/2016	<0.005	
9/15/2016	<0.005	
11/17/2016	<0.005	
1/31/2017	<0.005	
3/23/2017	0.0021	
5/3/2017	<0.005	
8/4/2017	<0.005	
1/25/2018	<0.005	
6/20/2018	<0.005	
1/22/2019	<0.005	
6/25/2019	<0.005	
9/12/2019	<0.005	
3/12/2020	<0.005	
9/10/2020	<0.005	
3/17/2021	<0.005	
8/23/2021	<0.005	
3/8/2022	<0.005	
8/15/2022	<0.005	
2/21/2023	<0.005	
8/16/2023	<0.005	
2/19/2024		<0.005

ND substitution: RL or RL/2 if <15% NDs.

Prediction Limit

Constituent: Selenium (mg/L) Analysis Run 8/13/2024 11:05 AM View: Appendix I

Plant Wansley Client: Southern Company Data: Wansley Landfill

	GWC-14	GWC-14
9/13/2011	<0.005	
10/27/2011	<0.005	
12/3/2011	<0.005	
1/24/2012	<0.005	
7/11/2012	<0.005	
1/8/2013	<0.005	
7/10/2013	<0.005	
1/21/2014	<0.005	
7/1/2014	<0.005	
1/14/2015	<0.005	
7/22/2015	<0.005	
1/27/2016	0.0071	
3/30/2016	0.00273 (J)	
4/20/2016	<0.005	
5/25/2016	<0.005	
7/26/2016	<0.005	
9/15/2016	<0.005	
11/17/2016	0.00047 (J)	
2/1/2017	<0.005	
3/23/2017	<0.005	
5/3/2017	<0.005	
8/7/2017	0.00088 (J)	
1/25/2018	0.00025 (J)	
6/20/2018	0.0017	
1/22/2019	<0.005	
6/25/2019	<0.005	
9/12/2019	0.0032 (J)	
3/17/2020	0.0023 (J)	
9/10/2020	0.0022 (J)	
3/17/2021	0.0025 (J)	
8/23/2021	<0.005	
3/7/2022	<0.005	
8/16/2022	0.0022 (J)	
2/17/2023	<0.005	
8/14/2023	<0.005	
2/19/2024		<0.005

ND substitution: RL or RL/2 if <15% NDs.

Prediction Limit

Constituent: Selenium (mg/L) Analysis Run 8/13/2024 11:05 AM View: Appendix I

Plant Wansley Client: Southern Company Data: Wansley Landfill

	GWC-15	GWC-15
9/16/2011	<0.005	
10/27/2011	<0.005	
12/3/2011	<0.005	
2/9/2012	<0.005	
7/11/2012	<0.005	
1/8/2013	<0.005	
7/2/2013	<0.005	
1/21/2014	<0.005	
6/24/2014	<0.005	
1/14/2015	<0.005	
7/22/2015	<0.005	
1/27/2016	<0.005	
3/30/2016	<0.005	
5/25/2016	<0.005	
7/26/2016	<0.005	
9/20/2016	<0.005	
11/17/2016	<0.005	
2/1/2017	<0.005	
3/23/2017	<0.005	
5/3/2017	<0.005	
8/4/2017	<0.005	
1/25/2018	<0.005	
6/20/2018	0.00027 (J)	
1/22/2019	<0.005	
6/25/2019	<0.005	
9/17/2019	<0.005	
3/16/2020	<0.005	
9/10/2020	<0.005	
3/18/2021	<0.005	
8/24/2021	<0.005	
3/7/2022	<0.005	
8/16/2022	<0.005	
2/21/2023	<0.005	
8/14/2023	<0.005	
2/21/2024		<0.005

ND substitution: RL or RL/2 if <15% NDs.

Prediction Limit

Constituent: Selenium (mg/L) Analysis Run 8/13/2024 11:05 AM View: Appendix I

Plant Wansley Client: Southern Company Data: Wansley Landfill

	GWC-16	GWC-16
8/30/2011	<0.005	
10/26/2011	<0.005	
12/3/2011	<0.005	
1/25/2012	<0.005	
7/11/2012	<0.005	
1/8/2013	<0.005	
7/2/2013	<0.005	
1/14/2014	<0.005	
6/25/2014	<0.005	
1/13/2015	<0.005	
7/22/2015	<0.005	
1/27/2016	<0.005	
3/30/2016	<0.005	
5/25/2016	<0.005	
7/27/2016	0.00029 (J)	
9/16/2016	<0.005	
11/17/2016	<0.005	
2/1/2017	<0.005	
3/24/2017	<0.005	
5/3/2017	<0.005	
8/7/2017	<0.005	
1/25/2018	<0.005	
6/20/2018	<0.005	
1/25/2019	<0.005	
6/25/2019	<0.005	
9/11/2019	<0.005	
3/17/2020	<0.005	
9/11/2020	<0.005	
3/17/2021	<0.005	
8/20/2021	<0.005	
3/8/2022	<0.005	
8/16/2022	<0.005	
2/20/2023	<0.005	
8/14/2023	<0.005	
2/21/2024		<0.005

ND substitution: RL or RL/2 if <15% NDs.

Prediction Limit

Constituent: Selenium (mg/L) Analysis Run 8/13/2024 11:05 AM View: Appendix I

Plant Wansley Client: Southern Company Data: Wansley Landfill

	GWC-18	GWC-18
8/30/2011	<0.005	
10/26/2011	<0.005	
12/3/2011	<0.005	
2/9/2012	<0.005	
7/11/2012	<0.005	
1/8/2013	<0.005	
7/16/2013	<0.005	
1/14/2014	<0.005	
6/24/2014	<0.005	
1/13/2015	<0.005	
7/23/2015	<0.005	
1/27/2016	<0.005	
3/30/2016	<0.005	
5/26/2016	<0.005	
7/25/2016	0.00073 (J)	
9/19/2016	<0.005	
11/17/2016	<0.005	
2/1/2017	<0.005	
3/24/2017	<0.005	
5/3/2017	<0.005	
8/7/2017	<0.005	
1/25/2018	<0.005	
6/21/2018	<0.005	
1/28/2019	<0.005	
6/27/2019	<0.005	
9/11/2019	<0.005	
3/17/2020	<0.005	
9/14/2020	<0.005	
3/16/2021	<0.005	
8/24/2021	<0.005	
3/8/2022	<0.005	
8/11/2022	<0.005	
2/20/2023	<0.005	
8/9/2023	<0.005	
2/21/2024		<0.005

ND substitution: RL or RL/2 if <15% NDs.

Prediction Limit

Constituent: Selenium (mg/L) Analysis Run 8/13/2024 11:05 AM View: Appendix I

Plant Wansley Client: Southern Company Data: Wansley Landfill

	GWC-21	GWC-21
8/31/2011	<0.005	
10/27/2011	<0.005	
12/4/2011	<0.005	
2/8/2012	<0.005	
7/17/2012	<0.005	
1/9/2013	<0.005	
7/16/2013	<0.005	
1/21/2014	<0.005	
6/24/2014	<0.005	
1/13/2015	<0.005	
7/23/2015	<0.005	
1/26/2016	<0.005	
3/30/2016	<0.005	
5/26/2016	<0.005	
7/26/2016	<0.005	
9/20/2016	<0.005	
11/17/2016	<0.005	
2/2/2017	<0.005	
3/28/2017	<0.005	
5/4/2017	<0.005	
8/7/2017	<0.005	
1/26/2018	<0.005	
6/20/2018	0.00046 (J)	
1/24/2019	<0.005	
6/25/2019	<0.005	
9/11/2019	<0.005	
3/18/2020	<0.005	
9/15/2020	<0.005	
3/16/2021	<0.005	
8/19/2021	<0.005	
3/7/2022	<0.005	
8/16/2022	<0.005	
2/21/2023	<0.005	
8/9/2023	<0.005	
2/19/2024		<0.005

ND substitution: RL or RL/2 if <15% NDs.

Prediction Limit

Constituent: Selenium (mg/L) Analysis Run 8/13/2024 11:05 AM View: Appendix I

Plant Wansley Client: Southern Company Data: Wansley Landfill

	GWC-22	GWC-22
9/15/2011	<0.005	
10/29/2011	<0.005	
12/13/2011	<0.005	
1/25/2012	<0.005	
7/18/2012	<0.005	
1/22/2013	<0.005	
7/16/2013	<0.005	
1/21/2014	<0.005	
6/25/2014	<0.005	
1/14/2015	<0.005	
7/23/2015	<0.005	
1/26/2016	<0.005	
3/31/2016	<0.005	
5/26/2016	<0.005	
7/26/2016	<0.005	
9/20/2016	<0.005	
11/17/2016	<0.005	
2/3/2017	<0.005	
3/28/2017	<0.005	
5/3/2017	<0.005	
8/8/2017	<0.005	
1/25/2018	<0.005	
6/20/2018	0.0003 (J)	
1/24/2019	<0.005	
6/25/2019	<0.005	
9/10/2019	<0.005	
3/18/2020	<0.005	
9/10/2020	<0.005	
3/15/2021	<0.005	
8/19/2021	<0.005	
3/8/2022	<0.005	
8/17/2022	<0.005	
2/14/2023	<0.005	
8/14/2023	<0.005	
2/14/2024		<0.005

ND substitution: RL or RL/2 if <15% NDs.

Prediction Limit

Constituent: Selenium (mg/L) Analysis Run 8/13/2024 11:05 AM View: Appendix I

Plant Wansley Client: Southern Company Data: Wansley Landfill

	GWC-25	GWC-25
9/17/2011	<0.005	
10/31/2011	<0.005	
12/14/2011	<0.005	
2/7/2012	<0.005	
7/17/2012	<0.005	
7/24/2013	<0.005	
1/23/2014	<0.005	
7/8/2014	<0.005	
1/21/2015	<0.005	
7/30/2015	<0.005	
1/21/2016	<0.005	
3/28/2016	<0.005	
5/25/2016	<0.005	
7/27/2016	0.00033 (J)	
9/19/2016	<0.005	
11/15/2016	<0.005	
1/24/2017	<0.005	
3/23/2017	<0.005	
5/2/2017	<0.005	
8/3/2017	<0.005	
1/25/2018	<0.005	
6/27/2018	<0.005	
1/24/2019	<0.005	
6/25/2019	<0.005	
9/11/2019	<0.005	
3/12/2020	<0.005	
9/14/2020	<0.005	
3/17/2021	<0.005	
8/19/2021	<0.005	
3/8/2022	<0.005	
8/10/2022	<0.005	
2/21/2023	<0.005	
8/15/2023	<0.005	
2/21/2024		<0.005

ND substitution: RL or RL/2 if <15% NDs.

Prediction Limit

Constituent: Selenium (mg/L) Analysis Run 8/13/2024 11:05 AM View: Appendix I

Plant Wansley Client: Southern Company Data: Wansley Landfill

	GWC-26	GWC-26
9/17/2011	<0.005	
10/29/2011	<0.005	
12/14/2011	<0.005	
2/7/2012	<0.005	
7/17/2012	<0.005	
1/24/2013	<0.005	
7/24/2013	<0.005	
1/23/2014	<0.005	
7/8/2014	<0.005	
1/21/2015	<0.005	
7/31/2015	<0.005	
1/25/2016	<0.005	
3/24/2016	<0.005	
5/25/2016	<0.005	
7/26/2016	<0.005	
9/19/2016	<0.005	
11/14/2016	<0.005	
1/19/2017	<0.005	
3/16/2017	<0.005	
5/1/2017	0.0018	
8/3/2017	<0.005	
1/22/2018	0.0003 (J)	
6/27/2018	<0.005	
1/24/2019	<0.005	
6/25/2019	<0.005	
9/12/2019	<0.005	
3/13/2020	<0.005	
9/15/2020	<0.005	
3/17/2021	<0.005	
8/19/2021	<0.005	
3/9/2022	<0.005	
8/10/2022	<0.005	
2/21/2023	<0.005	
8/16/2023	<0.005	
2/20/2024		<0.005

ND substitution: RL or RL/2 if <15% NDs.

Prediction Limit

Constituent: Selenium (mg/L) Analysis Run 8/13/2024 11:05 AM View: Appendix I

Plant Wansley Client: Southern Company Data: Wansley Landfill

	GWC-27	GWC-27
9/17/2011	<0.005	
10/29/2011	<0.005	
12/14/2011	<0.005	
1/25/2012	<0.005	
7/17/2012	<0.005	
1/24/2013	<0.005	
7/24/2013	<0.005	
1/23/2014	<0.005	
7/8/2014	<0.005	
1/21/2015	<0.005	
7/30/2015	<0.005	
1/22/2016	<0.005	
3/23/2016	<0.005	
5/24/2016	<0.005	
7/26/2016	<0.005	
9/19/2016	<0.005	
11/11/2016	<0.005	
1/20/2017	0.00045 (J)	
3/16/2017	<0.005	
4/28/2017	<0.005	
8/3/2017	<0.005	
1/19/2018	<0.005	
6/27/2018	<0.005	
1/24/2019	<0.005	
6/26/2019	<0.005	
9/12/2019	<0.005	
3/12/2020	<0.005	
9/9/2020	<0.005	
3/18/2021	<0.005	
8/23/2021	<0.005	
3/8/2022	<0.005	
8/10/2022	<0.005	
2/20/2023	<0.005	
8/15/2023	<0.005	
2/20/2024		<0.005

ND substitution: RL or RL/2 if <15% NDs.

Prediction Limit

Constituent: Selenium (mg/L) Analysis Run 8/13/2024 11:05 AM View: Appendix I

Plant Wansley Client: Southern Company Data: Wansley Landfill

	GWC-30	GWC-30
9/15/2011	<0.005	
10/28/2011	<0.005	
12/13/2011	<0.005	
2/8/2012	<0.005	
7/18/2012	<0.005	
1/24/2013	<0.005	
7/24/2013	<0.005	
1/23/2014	<0.005	
7/1/2014	<0.005	
1/20/2015	<0.005	
7/30/2015	<0.005	
1/19/2016	<0.005	
3/23/2016	<0.005	
5/20/2016	<0.005	
7/21/2016	0.0003 (J)	
9/20/2016	<0.005	
11/14/2016	<0.005	
1/24/2017	<0.005	
3/17/2017	<0.005	
5/1/2017	<0.005	
8/4/2017	<0.005 (*)	
1/24/2018	0.00067 (J)	
6/21/2018	<0.005	
1/30/2019	<0.005	
6/27/2019	<0.005	
9/10/2019	<0.005	
3/11/2020	<0.005	
9/10/2020	<0.005	
3/18/2021	<0.005	
8/23/2021	<0.005	
3/2/2022	<0.005	
8/10/2022	<0.005	
2/14/2023	<0.005	
8/16/2023	<0.005	
2/21/2024		<0.005

ND substitution: RL or RL/2 if <15% NDs.

Prediction Limit

Constituent: Selenium (mg/L) Analysis Run 8/13/2024 11:05 AM View: Appendix I

Plant Wansley Client: Southern Company Data: Wansley Landfill

	GWC-31	GWC-31
9/17/2011	<0.005	
10/31/2011	<0.005	
2/7/2012	<0.005	
1/23/2013	<0.005	
1/23/2014	<0.005	
7/1/2014	<0.005	
1/21/2015	<0.005	
1/25/2016	<0.005	
3/30/2016	<0.005	
5/25/2016	<0.005	
7/27/2016	0.00095 (J)	
1/25/2017	0.00035 (J)	
3/23/2017	<0.005	
5/2/2017	<0.005	
7/19/2017	0.00068 (J)	
8/4/2017	<0.005 (*)	
1/23/2018	0.001 (J)	
6/27/2018	0.00044 (J)	
1/31/2019	<0.005	
6/26/2019	<0.005	
9/11/2019	<0.005	
3/17/2020	<0.005	
9/11/2020	<0.005	
3/16/2021	<0.005	
8/25/2021	<0.005	
3/10/2022	<0.005	
8/16/2022	<0.005	
2/22/2023	<0.005	
8/16/2023	<0.005	
2/21/2024		<0.005

ND substitution: RL or RL/2 if <15% NDs.

Prediction Limit

Constituent: Selenium (mg/L) Analysis Run 8/13/2024 11:05 AM View: Appendix I

Plant Wansley Client: Southern Company Data: Wansley Landfill

	GWC-32	GWC-32
9/15/2011	<0.005	
10/31/2011	<0.005	
12/13/2011	<0.005	
2/1/2012	<0.005	
7/17/2012	<0.005	
1/23/2013	<0.005	
7/24/2013	<0.005	
1/23/2014	<0.005	
7/1/2014	<0.005	
1/20/2015	<0.005	
7/30/2015	<0.005	
1/25/2016	<0.005	
3/23/2016	<0.005	
5/24/2016	<0.005	
7/22/2016	0.00025 (J)	
9/16/2016	<0.005	
11/15/2016	<0.005	
1/26/2017	<0.005	
3/24/2017	<0.005	
5/2/2017	<0.005	
8/3/2017	<0.005	
1/23/2018	<0.005	
6/26/2018	<0.005	
1/30/2019	<0.005	
6/27/2019	<0.005	
9/12/2019	<0.005	
3/18/2020	<0.005	
9/15/2020	<0.005	
3/17/2021	<0.005	
8/24/2021	<0.005	
3/9/2022	<0.005	
8/10/2022	<0.005	
2/15/2023	<0.005	
8/15/2023	<0.005	
2/20/2024		<0.005

ND substitution: RL or RL/2 if <15% NDs.

Prediction Limit

Constituent: Selenium (mg/L) Analysis Run 8/13/2024 11:05 AM View: Appendix I

Plant Wansley Client: Southern Company Data: Wansley Landfill

	GWC-33	GWC-33
9/16/2011	<0.005	
10/30/2011	<0.005	
12/13/2011	<0.005	
2/1/2012	<0.005	
7/17/2012	<0.005	
1/23/2013	<0.005	
7/17/2013	<0.005	
1/23/2014	<0.005	
1/20/2015	<0.005	
7/29/2015	<0.005	
1/25/2016	<0.005	
3/23/2016	<0.005	
5/24/2016	<0.005	
7/22/2016	0.00074 (J)	
9/16/2016	<0.005	
11/17/2016	<0.005	
1/25/2017	<0.005	
3/23/2017	<0.005	
5/1/2017	0.00084 (J)	
8/4/2017	<0.005 (*)	
1/23/2018	0.001 (J)	
6/26/2018	0.00085 (J)	
1/30/2019	<0.005	
6/26/2019	<0.005	
9/12/2019	<0.005	
3/12/2020	<0.005	
9/16/2020	<0.005	
3/18/2021	<0.005	
8/24/2021	<0.005	
3/9/2022	<0.005	
8/15/2022	<0.005	
2/20/2023	<0.005	
8/15/2023	<0.005	
2/20/2024		<0.005

ND substitution: RL or RL/2 if <15% NDs.

Prediction Limit

Constituent: Selenium (mg/L) Analysis Run 8/13/2024 11:05 AM View: Appendix I

Plant Wansley Client: Southern Company Data: Wansley Landfill

	GWC-35	GWC-35
9/16/2011	<0.005	
10/31/2011	<0.005	
12/12/2011	<0.005	
2/1/2012	<0.005	
7/16/2012	<0.005	
1/22/2013	<0.005	
7/2/2013	<0.005	
1/21/2014	<0.005	
6/25/2014	<0.005	
1/14/2015	<0.005	
7/28/2015	<0.005	
1/21/2016	<0.005	
3/24/2016	<0.005	
5/23/2016	<0.005	
7/21/2016	<0.005	
9/15/2016	<0.005	
11/15/2016	<0.005	
1/26/2017	<0.005	
3/22/2017	<0.005	
5/2/2017	<0.005	
8/3/2017	<0.005	
1/23/2018	<0.005	
6/19/2018	0.00025 (J)	
1/21/2019	<0.005	
6/26/2019	<0.005	
9/12/2019	<0.005	
3/11/2020	<0.005	
9/11/2020	<0.005	
3/16/2021	<0.005	
8/18/2021	<0.005	
3/2/2022	<0.005	
8/15/2022	<0.005	
2/20/2023	<0.005	
8/16/2023	<0.005	
2/22/2024		<0.005

ND substitution: RL or RL/2 if <15% NDs.

Prediction Limit

Constituent: Selenium (mg/L) Analysis Run 8/13/2024 11:05 AM View: Appendix I

Plant Wansley Client: Southern Company Data: Wansley Landfill

	GWC-5	GWC-5
8/31/2011	<0.005	
10/27/2011	<0.005	
12/5/2011	<0.005	
1/25/2012	<0.005	
7/18/2012	<0.005	
1/9/2013	<0.005	
7/17/2013	<0.005	
1/15/2014	<0.005	
6/25/2014	<0.005	
1/13/2015	<0.005	
7/24/2015	<0.005	
1/20/2016	<0.005	
3/28/2016	<0.005	
5/23/2016	<0.005	
7/21/2016	0.00025 (J)	
9/15/2016	<0.005	
11/15/2016	<0.005	
1/26/2017	<0.005	
3/22/2017	<0.005	
5/2/2017	<0.005	
8/3/2017	<0.005	
1/23/2018	<0.005	
6/25/2018	0.0008 (J)	
1/30/2019	<0.005	
6/26/2019	<0.005	
9/12/2019	<0.005	
3/16/2020	<0.005	
9/9/2020	<0.005	
3/17/2021	<0.005	
8/19/2021	<0.005	
3/2/2022	<0.005	
8/11/2022	<0.005	
2/20/2023	<0.005	
8/14/2023	<0.005	
2/14/2024		<0.005

ND substitution: RL or RL/2 if <15% NDs.

Prediction Limit

Constituent: Selenium (mg/L) Analysis Run 8/13/2024 11:05 AM View: Appendix I

Plant Wansley Client: Southern Company Data: Wansley Landfill

	GWC-6	GWC-6
8/31/2011	<0.005	
10/30/2011	<0.005	
12/5/2011	<0.005	
1/25/2012	<0.005	
7/24/2012	<0.005	
1/8/2013	<0.005	
7/9/2013	<0.005	
1/15/2014	<0.005	
6/25/2014	<0.005	
1/20/2015	<0.005	
7/24/2015	<0.005	
1/20/2016	<0.005	
3/28/2016	<0.005	
5/24/2016	<0.005	
7/21/2016	<0.005	
9/15/2016	<0.005	
11/16/2016	0.00031 (J)	
1/26/2017	<0.005	
3/22/2017	<0.005	
5/2/2017	<0.005	
8/3/2017	<0.005	
1/23/2018	<0.005	
6/25/2018	0.0008 (J)	
1/30/2019	<0.005	
6/26/2019	<0.005	
9/12/2019	<0.005	
3/16/2020	<0.005	
9/11/2020	<0.005	
3/17/2021	<0.005	
8/18/2021	<0.005	
3/2/2022	<0.005	
8/11/2022	<0.005	
2/20/2023	<0.005	
8/14/2023	<0.005	
2/14/2024		<0.005

ND substitution: RL or RL/2 if <15% NDs.

Prediction Limit

Constituent: Selenium (mg/L) Analysis Run 8/13/2024 11:05 AM View: Appendix I

Plant Wansley Client: Southern Company Data: Wansley Landfill

	GWC-8	GWC-8
9/7/2011	<0.005	
10/30/2011	<0.005	
12/5/2011	<0.005	
1/19/2012	<0.005	
7/18/2012	<0.005	
1/7/2013	<0.005	
7/9/2013	<0.005	
1/14/2014	<0.005	
6/24/2014	<0.005	
1/20/2015	<0.005	
7/27/2015	<0.005	
1/26/2016	<0.005	
3/29/2016	<0.005	
5/24/2016	<0.005	
7/26/2016	<0.005	
9/19/2016	<0.005	
11/16/2016	<0.005	
1/26/2017	<0.005	
3/23/2017	<0.005	
5/3/2017	0.0018	
8/7/2017	0.00068 (J)	
1/24/2018	0.00025 (J)	
6/21/2018	0.00029 (J)	
1/22/2019	<0.005	
6/25/2019	<0.005	
9/10/2019	<0.005	
3/12/2020	<0.005	
9/14/2020	<0.005	
3/16/2021	<0.005	
8/20/2021	<0.005	
3/2/2022	<0.005	
8/11/2022	<0.005	
2/15/2023	<0.005	
8/9/2023	<0.005	
2/21/2024		<0.005

ND substitution: RL or RL/2 if <15% NDs.

Prediction Limit

Constituent: Selenium (mg/L) Analysis Run 8/13/2024 11:05 AM View: Appendix I

Plant Wansley Client: Southern Company Data: Wansley Landfill

	GWC-9	GWC-9
9/7/2011	0.015 (O)	
10/30/2011	<0.005	
12/4/2011	<0.005	
1/19/2012	<0.005	
7/18/2012	<0.005	
1/8/2013	<0.005	
7/9/2013	<0.005	
1/14/2014	<0.005	
6/24/2014	<0.005	
1/20/2015	<0.005	
7/27/2015	<0.005	
1/26/2016	<0.005	
3/29/2016	<0.005	
5/24/2016	<0.005	
7/25/2016	<0.005	
9/19/2016	<0.005	
11/16/2016	<0.005	
1/31/2017	0.00053 (J)	
3/23/2017	<0.005	
5/2/2017	<0.005	
8/7/2017	0.0009 (J)	
1/24/2018	0.00052 (J)	
6/21/2018	0.00063 (J)	
1/22/2019	<0.005	
6/25/2019	<0.005	
9/16/2019	<0.005	
3/16/2020	<0.005	
9/11/2020	<0.005	
3/16/2021	<0.005	
8/25/2021	<0.005	
3/9/2022	<0.005	
8/16/2022	<0.005	
2/15/2023	<0.005	
8/9/2023	<0.005	
2/19/2024		<0.005

ND substitution: RL or RL/2 if <15% NDs.

Prediction Limit

Constituent: Silver (mg/L) Analysis Run 8/13/2024 11:05 AM View: Appendix I

Plant Wansley Client: Southern Company Data: Wansley Landfill

	GWA-29	GWA-29
9/17/2011	<0.001	
10/28/2011	<0.001	
12/12/2011	<0.001	
1/31/2012	<0.001	
7/17/2012	<0.001	
1/24/2013	<0.001	
7/24/2013	0.003 (o)	
1/22/2014	0.0011 (J)	
7/8/2014	0.0013 (JD)	
1/21/2015	0.00071 (J)	
7/22/2015	0.00059 (J)	
1/19/2016	0.0011 (JD)	
1/17/2017	0.0015	
8/1/2017	0.00098 (J)	
1/19/2018	0.00081 (J)	
6/19/2018	0.0009 (J)	
1/18/2019	0.00061 (J)	
6/25/2019	0.0017	
9/10/2019	0.0015	
3/10/2020	0.00099 (J)	
9/9/2020	0.00094 (J)	
3/15/2021	0.00085 (J)	
8/18/2021	0.0013	
3/2/2022	0.0013	
8/9/2022	0.001	
2/13/2023	0.0011	
8/8/2023	0.00097 (J)	
2/14/2024		0.0011

ND substitution: RL or RL/2 if <15% NDs.

Prediction Limit

Constituent: Silver (mg/L) Analysis Run 8/13/2024 11:05 AM View: Appendix I

Plant Wansley Client: Southern Company Data: Wansley Landfill

	GWC-11	GWC-11
9/13/2011	<0.001	
10/28/2011	<0.001	
12/4/2011	<0.001	
2/9/2012	<0.001	
7/18/2012	<0.001	
1/8/2013	<0.001	
7/9/2013	<0.001	
1/15/2014	<0.001	
6/25/2014	<0.001	
1/21/2015	<0.001	
7/28/2015	<0.001	
1/26/2016	<0.001	
1/31/2017	<0.001	
8/7/2017	<0.001	
1/24/2018	<0.001	
6/20/2018	<0.001	
1/24/2019	0.00033 (J)	
6/26/2019	<0.001	
9/16/2019	<0.001	
3/16/2020	<0.001	
9/10/2020	<0.001	
3/17/2021	<0.001	
8/23/2021	<0.001	
3/7/2022	<0.001	
8/15/2022	<0.001	
2/21/2023	<0.001	
8/14/2023	<0.001	
2/14/2024		<0.001

ND substitution: RL or RL/2 if <15% NDs.

Prediction Limit

Constituent: Silver (mg/L) Analysis Run 8/13/2024 11:05 AM View: Appendix I

Plant Wansley Client: Southern Company Data: Wansley Landfill

	GWC-12	GWC-12
9/13/2011	<0.001	
10/28/2011	<0.001	
12/4/2011	<0.001	
1/24/2012	<0.001	
7/11/2012	<0.001	
1/8/2013	<0.001	
7/10/2013	<0.001	
1/21/2014	<0.001	
7/1/2014	<0.001	
1/21/2015	<0.001	
7/28/2015	<0.001	
1/26/2016	<0.001	
1/31/2017	<0.001	
8/7/2017	<0.001	
1/24/2018	<0.001	
6/26/2018	<0.001	
1/25/2019	0.00017 (J)	
6/26/2019	<0.001	
9/11/2019	<0.001	
3/18/2020	<0.001	
9/10/2020	<0.001	
3/16/2021	<0.001	
8/19/2021	<0.001	
3/7/2022	<0.001	
8/16/2022	<0.001	
2/15/2023	<0.001	
8/14/2023	<0.001	
2/20/2024		<0.001

ND substitution: RL or RL/2 if <15% NDs.

Prediction Limit

Constituent: Silver (mg/L) Analysis Run 8/13/2024 11:05 AM View: Appendix I

Plant Wansley Client: Southern Company Data: Wansley Landfill

	GWC-14	GWC-14
9/13/2011	<0.001	
10/27/2011	<0.001	
12/3/2011	<0.001	
1/24/2012	<0.001	
7/11/2012	<0.001	
1/8/2013	<0.001	
7/10/2013	<0.001	
1/21/2014	<0.001	
7/1/2014	<0.001	
1/14/2015	<0.001	
7/22/2015	<0.001	
1/27/2016	0.00078 (J)	
2/1/2017	<0.001	
8/7/2017	<0.001	
1/25/2018	<0.001	
6/20/2018	<0.001	
1/22/2019	<0.001	
6/25/2019	<0.001	
9/12/2019	<0.001	
3/17/2020	<0.001	
9/10/2020	<0.001	
3/17/2021	<0.001	
8/23/2021	<0.001	
3/7/2022	<0.001	
8/16/2022	<0.001	
2/17/2023	<0.001	
8/14/2023	<0.001	
2/19/2024		<0.001

ND substitution: RL or RL/2 if <15% NDs.

Prediction Limit

Constituent: Silver (mg/L) Analysis Run 8/13/2024 11:05 AM View: Appendix I

Plant Wansley Client: Southern Company Data: Wansley Landfill

	GWC-16	GWC-16
8/30/2011	<0.001	
10/26/2011	<0.001	
12/3/2011	<0.001	
1/25/2012	<0.001	
7/11/2012	<0.001	
1/8/2013	<0.001	
7/2/2013	<0.001	
1/14/2014	<0.001	
6/25/2014	<0.001	
1/13/2015	<0.001	
7/22/2015	<0.001	
1/27/2016	<0.001	
2/1/2017	<0.001	
8/7/2017	<0.001	
1/25/2018	<0.001	
6/20/2018	<0.001	
1/25/2019	0.00035 (J)	
6/25/2019	<0.001	
9/11/2019	<0.001	
3/17/2020	<0.001	
9/11/2020	<0.001	
3/17/2021	<0.001	
8/20/2021	<0.001	
3/8/2022	<0.001	
8/16/2022	<0.001	
2/20/2023	<0.001	
8/14/2023	<0.001	
2/21/2024		<0.001

ND substitution: RL or RL/2 if <15% NDs.

Prediction Limit

Constituent: Silver (mg/L) Analysis Run 8/13/2024 11:05 AM View: Appendix I

Plant Wansley Client: Southern Company Data: Wansley Landfill

	GWC-17	GWC-17
8/30/2011	<0.001	
10/27/2011	<0.001	
12/3/2011	<0.001	
1/25/2012	<0.001	
7/11/2012	<0.001	
1/8/2013	<0.001	
7/16/2013	<0.001	
1/14/2014	<0.001	
6/25/2014	<0.001	
1/14/2015	<0.001	
7/28/2015	<0.001	
1/27/2016	<0.001	
2/1/2017	<0.001	
8/7/2017	<0.001	
1/25/2018	<0.001	
6/26/2018	<0.001	
1/24/2019	0.00047 (J)	
6/25/2019	<0.001	
9/11/2019	<0.001	
3/17/2020	<0.001	
9/14/2020	<0.001	
3/16/2021	<0.001	
8/20/2021	<0.001	
3/8/2022	<0.001	
8/11/2022	<0.001	
2/20/2023	<0.001	
8/10/2023	<0.001	
2/20/2024		<0.001

ND substitution: RL or RL/2 if <15% NDs.

Prediction Limit

Constituent: Silver (mg/L) Analysis Run 8/13/2024 11:05 AM View: Appendix I

Plant Wansley Client: Southern Company Data: Wansley Landfill

	GWC-21	GWC-21
8/31/2011	<0.001	
10/27/2011	<0.001	
12/4/2011	<0.001	
2/8/2012	<0.001	
7/17/2012	<0.001	
1/9/2013	<0.001	
7/16/2013	<0.001	
1/21/2014	<0.001	
6/24/2014	<0.001	
1/13/2015	<0.001	
7/23/2015	<0.001	
1/26/2016	<0.001	
2/2/2017	<0.001	
8/7/2017	<0.001	
1/26/2018	<0.001	
6/20/2018	<0.001	
1/24/2019	0.00063 (J)	
6/25/2019	<0.001	
9/11/2019	<0.001	
3/18/2020	<0.001	
9/15/2020	<0.001	
3/16/2021	<0.001	
8/19/2021	<0.001	
3/7/2022	<0.001	
8/16/2022	<0.001	
2/21/2023	<0.001	
8/9/2023	<0.001	
2/19/2024		<0.001

ND substitution: RL or RL/2 if <15% NDs.

Prediction Limit

Constituent: Silver (mg/L) Analysis Run 8/13/2024 11:05 AM View: Appendix I

Plant Wansley Client: Southern Company Data: Wansley Landfill

	GWC-22	GWC-22
9/15/2011	<0.001	
10/29/2011	<0.001	
12/13/2011	<0.001	
1/25/2012	<0.001	
7/18/2012	<0.001	
1/22/2013	<0.001	
7/16/2013	<0.001	
1/21/2014	<0.001	
6/25/2014	<0.001	
1/14/2015	<0.001	
7/23/2015	<0.001	
1/26/2016	<0.001	
2/3/2017	<0.001	
8/8/2017	<0.001	
1/25/2018	<0.001	
6/20/2018	<0.001	
1/24/2019	0.00038 (J)	
6/25/2019	<0.001	
9/10/2019	<0.001	
3/18/2020	<0.001	
9/10/2020	<0.001	
3/15/2021	<0.001	
8/19/2021	<0.001	
3/8/2022	<0.001	
8/17/2022	<0.001	
2/14/2023	<0.001	
8/14/2023	<0.001	
2/14/2024		<0.001

ND substitution: RL or RL/2 if <15% NDs.

Prediction Limit

Constituent: Silver (mg/L) Analysis Run 8/13/2024 11:05 AM View: Appendix I

Plant Wansley Client: Southern Company Data: Wansley Landfill

	GWC-23	GWC-23
9/16/2011	<0.001	
10/29/2011	<0.001	
12/13/2011	<0.001	
1/31/2012	<0.001	
7/18/2012	<0.001	
1/22/2013	<0.001	
7/23/2013	<0.001	
1/22/2014	<0.001	
7/1/2014	<0.001	
1/22/2015	<0.001	
7/29/2015	<0.001	
1/21/2016	<0.001	
2/3/2017	<0.001	
8/8/2017	<0.001	
1/25/2018	<0.001	
6/20/2018	<0.001	
1/25/2019	0.00039 (J)	
6/26/2019	<0.001	
9/12/2019	<0.001	
3/18/2020	<0.001	
9/10/2020	<0.001	
3/18/2021	<0.001	
8/23/2021	<0.001	
3/9/2022	<0.001	
8/16/2022	<0.001	
2/21/2023	<0.001	
8/15/2023	<0.001	
2/19/2024		<0.001

ND substitution: RL or RL/2 if <15% NDs.

Prediction Limit

Constituent: Silver (mg/L) Analysis Run 8/13/2024 11:05 AM View: Appendix I

Plant Wansley Client: Southern Company Data: Wansley Landfill

	GWC-24	GWC-24
7/8/2014	<0.001	
7/31/2015	<0.001	
1/20/2016	<0.001	
2/3/2017	<0.001	
8/8/2017	<0.001	
1/25/2018	<0.001	
6/27/2018	<0.001	
1/31/2019	0.00069 (J)	
6/26/2019	<0.001	
9/11/2019	<0.001	
3/12/2020	<0.001	
9/15/2020	<0.001	
3/18/2021	<0.001	
8/19/2021	<0.001	
3/10/2022	<0.001	
8/18/2022	<0.001	
2/16/2023	<0.001	
8/16/2023	<0.001	
2/22/2024		<0.001

ND substitution: RL or RL/2 if <15% NDs.

Prediction Limit

Constituent: Silver (mg/L) Analysis Run 8/13/2024 11:05 AM View: Appendix I

Plant Wansley Client: Southern Company Data: Wansley Landfill

	GWC-25	GWC-25
9/17/2011	<0.001	
10/31/2011	<0.001	
12/14/2011	<0.001	
2/7/2012	<0.001	
7/17/2012	<0.001	
7/24/2013	<0.001	
1/23/2014	<0.001	
7/8/2014	<0.001	
1/21/2015	<0.001	
7/30/2015	<0.001	
1/21/2016	<0.001	
1/24/2017	<0.001	
8/3/2017	<0.001	
1/25/2018	<0.001	
6/27/2018	<0.001	
1/24/2019	0.00034 (J)	
6/25/2019	<0.001	
9/11/2019	<0.001	
3/12/2020	<0.001	
9/14/2020	<0.001	
3/17/2021	<0.001	
8/19/2021	<0.001	
3/8/2022	<0.001	
8/10/2022	<0.001	
2/21/2023	<0.001	
8/15/2023	<0.001	
2/21/2024		<0.001

ND substitution: RL or RL/2 if <15% NDs.

Prediction Limit

Constituent: Silver (mg/L) Analysis Run 8/13/2024 11:05 AM View: Appendix I

Plant Wansley Client: Southern Company Data: Wansley Landfill

	GWC-26	GWC-26
9/17/2011	<0.001	
10/29/2011	<0.001	
12/14/2011	<0.001	
2/7/2012	<0.001	
7/17/2012	<0.001	
1/24/2013	<0.001	
7/24/2013	<0.001	
1/23/2014	<0.001	
7/8/2014	<0.001	
1/21/2015	<0.001	
7/31/2015	<0.001	
1/25/2016	<0.001	
1/19/2017	<0.001	
8/3/2017	<0.001	
1/22/2018	<0.001	
6/27/2018	<0.001	
1/24/2019	0.00019 (J)	
6/25/2019	<0.001	
9/12/2019	<0.001	
3/13/2020	<0.001	
9/15/2020	<0.001	
3/17/2021	<0.001	
8/19/2021	<0.001	
3/9/2022	<0.001	
8/10/2022	<0.001	
2/21/2023	<0.001	
8/16/2023	<0.001	
2/20/2024		<0.001

ND substitution: RL or RL/2 if <15% NDs.

Prediction Limit

Constituent: Silver (mg/L) Analysis Run 8/13/2024 11:05 AM View: Appendix I

Plant Wansley Client: Southern Company Data: Wansley Landfill

	GWC-27	GWC-27
10/29/2011	<0.001	
12/14/2011	<0.001	
1/25/2012	<0.001	
7/17/2012	<0.001	
1/24/2013	<0.001	
7/24/2013	<0.001	
1/23/2014	<0.001	
7/8/2014	<0.001	
1/21/2015	<0.001	
7/30/2015	<0.001	
1/22/2016	<0.001	
1/20/2017	<0.001	
8/3/2017	<0.001	
1/19/2018	<0.001	
6/27/2018	<0.001	
1/24/2019	0.00061 (J)	
6/26/2019	<0.001	
9/12/2019	<0.001	
3/12/2020	<0.001	
9/9/2020	<0.001	
3/18/2021	<0.001	
8/23/2021	<0.001	
3/8/2022	<0.001	
8/10/2022	<0.001	
2/20/2023	<0.001	
8/15/2023	<0.001	
2/20/2024		<0.001

ND substitution: RL or RL/2 if <15% NDs.

Prediction Limit

Constituent: Silver (mg/L) Analysis Run 8/13/2024 11:05 AM View: Appendix I

Plant Wansley Client: Southern Company Data: Wansley Landfill

	GWC-31	GWC-31
9/17/2011	<0.001	
10/31/2011	<0.001	
2/7/2012	<0.001	
1/23/2013	<0.001	
1/23/2014	0.00034 (J)	
7/1/2014	0.0039 (O)	
1/21/2015	<0.001	
1/25/2016	<0.001	
1/25/2017	0.00087	
8/4/2017	0.0005 (J)	
1/23/2018	0.00023 (J)	
6/27/2018	0.00016 (J)	
1/31/2019	0.00036 (J)	
6/26/2019	<0.001	
9/11/2019	0.0078 (o)	
1/14/2020	0.00081 (J)	
3/17/2020	0.00018 (J)	
9/11/2020	<0.001	
3/16/2021	0.00024 (J)	
8/25/2021	<0.001	
3/10/2022	<0.001	
8/16/2022	<0.001	
2/22/2023	<0.001	
8/16/2023	0.00072 (J)	
2/21/2024		<0.001

ND substitution: RL or RL/2 if <15% NDs.

Prediction Limit

Constituent: Silver (mg/L) Analysis Run 8/13/2024 11:05 AM View: Appendix I

Plant Wansley Client: Southern Company Data: Wansley Landfill

	GWC-32	GWC-32
9/15/2011	<0.001	
10/31/2011	<0.001	
12/13/2011	<0.001	
2/1/2012	<0.001	
7/17/2012	<0.001	
1/23/2013	<0.001	
7/24/2013	<0.001	
1/23/2014	<0.001	
7/1/2014	<0.001	
1/20/2015	<0.001	
7/30/2015	<0.001	
1/25/2016	<0.001	
1/26/2017	<0.001	
8/3/2017	<0.001	
1/23/2018	<0.001	
6/26/2018	<0.001	
1/30/2019	0.00019 (J)	
6/27/2019	<0.001	
9/12/2019	<0.001	
3/18/2020	<0.001	
9/15/2020	<0.001	
3/17/2021	<0.001	
8/24/2021	<0.001	
3/9/2022	<0.001	
8/10/2022	<0.001	
2/15/2023	<0.001	
8/15/2023	<0.001	
2/20/2024		<0.001

ND substitution: RL or RL/2 if <15% NDs.

Prediction Limit

Constituent: Silver (mg/L) Analysis Run 8/13/2024 11:05 AM View: Appendix I

Plant Wansley Client: Southern Company Data: Wansley Landfill

	GWC-33	GWC-33
9/16/2011	<0.001	
10/30/2011	<0.001	
12/12/2011	<0.001	
2/1/2012	<0.001	
7/17/2012	<0.001	
1/23/2013	<0.001	
7/17/2013	<0.001	
1/23/2014	<0.001	
1/20/2015	<0.001	
7/29/2015	<0.001	
1/25/2016	<0.001	
1/25/2017	<0.001	
8/4/2017	<0.001	
1/23/2018	<0.001	
6/26/2018	<0.001	
1/30/2019	0.00035 (J)	
6/26/2019	<0.001	
9/12/2019	<0.001	
3/12/2020	<0.001	
9/16/2020	<0.001	
3/18/2021	<0.001	
8/24/2021	<0.001	
3/9/2022	<0.001	
8/15/2022	<0.001	
2/20/2023	<0.001	
8/15/2023	<0.001	
2/20/2024		<0.001

ND substitution: RL or RL/2 if <15% NDs.

Prediction Limit

Constituent: Silver (mg/L) Analysis Run 8/13/2024 11:05 AM View: Appendix I

Plant Wansley Client: Southern Company Data: Wansley Landfill

	GWC-5	GWC-5
8/31/2011	<0.001	
10/27/2011	<0.001	
12/5/2011	<0.001	
1/25/2012	<0.001	
7/18/2012	<0.001	
1/9/2013	<0.001	
7/17/2013	<0.001	
1/15/2014	<0.001	
6/25/2014	<0.001	
1/13/2015	<0.001	
7/24/2015	<0.001	
1/20/2016	<0.001	
1/26/2017	<0.001	
8/3/2017	<0.001	
1/23/2018	<0.001	
6/25/2018	<0.001	
1/30/2019	0.00016 (J)	
6/26/2019	<0.001	
9/12/2019	<0.001	
3/16/2020	<0.001	
9/9/2020	<0.001	
3/17/2021	<0.001	
8/19/2021	<0.001	
3/2/2022	<0.001	
8/11/2022	<0.001	
2/20/2023	<0.001	
8/14/2023	<0.001	
2/14/2024		<0.001

ND substitution: RL or RL/2 if <15% NDs.

Prediction Limit

Constituent: Silver (mg/L) Analysis Run 8/13/2024 11:05 AM View: Appendix I

Plant Wansley Client: Southern Company Data: Wansley Landfill

	GWC-6	GWC-6
8/31/2011	<0.001	
10/30/2011	<0.001	
12/5/2011	<0.001	
1/25/2012	<0.001	
7/24/2012	<0.001	
1/8/2013	<0.001	
7/9/2013	<0.001	
1/15/2014	<0.001	
6/25/2014	<0.001	
1/20/2015	<0.001	
7/24/2015	<0.001	
1/20/2016	0.00051 (J)	
1/26/2017	<0.001	
8/3/2017	<0.001	
1/23/2018	<0.001	
6/25/2018	<0.001	
1/30/2019	0.0032 (o)	
6/26/2019	<0.001	
9/12/2019	<0.001	
3/16/2020	<0.001	
9/11/2020	<0.001	
3/17/2021	<0.001	
8/18/2021	<0.001	
3/2/2022	<0.001	
8/11/2022	<0.001	
2/20/2023	<0.001	
8/14/2023	<0.001	
2/14/2024		<0.001

ND substitution: RL or RL/2 if <15% NDs.

Prediction Limit

Constituent: Thallium (mg/L) Analysis Run 8/13/2024 11:05 AM View: Appendix I

Plant Wansley Client: Southern Company Data: Wansley Landfill

	GWA-1	GWA-1
9/16/2011	<0.001	
10/27/2011	<0.001	
12/13/2011	<0.001	
1/31/2012	<0.001	
7/18/2012	<0.001	
1/24/2013	<0.001	
7/17/2013	<0.001	
1/21/2014	<0.001	
6/25/2014	<0.001	
1/14/2015	<0.001	
7/21/2015	<0.001	
1/21/2016	<0.001	
3/23/2016	<0.001	
5/20/2016	<0.001	
7/21/2016	<0.001	
9/15/2016	<0.001	
11/11/2016	<0.001	
1/19/2017	<0.001	
3/16/2017	<0.001	
4/28/2017	<0.001	
8/3/2017	<0.001	
1/19/2018	<0.001	
6/19/2018	<0.001	
1/17/2019	6.6E-05 (J)	
6/24/2019	0.0002 (J)	
9/9/2019	0.00015 (J)	
3/10/2020	0.00029 (J)	
9/9/2020	<0.001	
3/15/2021	<0.001	
8/16/2021	<0.001	
2/28/2022	<0.001	
8/9/2022	<0.001	
2/14/2023	<0.001	
8/9/2023	<0.001	
2/13/2024		<0.001

ND substitution: RL or RL/2 if <15% NDs.

Prediction Limit

Constituent: Thallium (mg/L) Analysis Run 8/13/2024 11:05 AM View: Appendix I

Plant Wansley Client: Southern Company Data: Wansley Landfill

	GWA-2	GWA-2
9/17/2011	<0.001	
10/27/2011	<0.001	
12/14/2011	<0.001	
2/7/2012	<0.001	
7/23/2012	<0.001	
1/23/2013	<0.001	
7/24/2013	<0.001	
1/22/2014	<0.001	
7/1/2014	<0.001	
7/22/2015	<0.001	
1/20/2016	<0.001	
3/23/2016	<0.001	
5/24/2016	<0.001	
7/26/2016	<0.001	
9/16/2016	<0.001	
11/10/2016	<0.001	
1/19/2017	<0.001	
3/17/2017	<0.001	
4/28/2017	<0.001	
8/2/2017	<0.001	
1/19/2018	<0.001	
6/19/2018	<0.001	
1/17/2019	<0.001	
6/24/2019	<0.001	
9/10/2019	<0.001	
3/10/2020	0.00018 (J)	
9/10/2020	<0.001	
3/15/2021	<0.001	
8/18/2021	<0.001	
3/1/2022	<0.001	
8/9/2022	<0.001	
2/14/2023	<0.001	
8/9/2023	<0.001	
2/14/2024		<0.001

ND substitution: RL or RL/2 if <15% NDs.

Prediction Limit

Constituent: Thallium (mg/L) Analysis Run 8/13/2024 11:05 AM View: Appendix I

Plant Wansley Client: Southern Company Data: Wansley Landfill

	GWA-4	GWA-4
8/31/2011	<0.001	
10/27/2011	<0.001	
12/14/2011	<0.001	
2/1/2012	<0.001	
7/23/2012	<0.001	
1/23/2013	<0.001	
7/17/2013	<0.001	
1/15/2014	<0.001	
6/25/2014	<0.001	
1/14/2015	0.0001 (J)	
7/21/2015	0.0001 (J)	
1/20/2016	<0.001	
3/23/2016	<0.001	
5/19/2016	<0.001	
7/21/2016	<0.001	
9/14/2016	<0.001	
11/10/2016	<0.001	
1/17/2017	<0.001	
3/16/2017	<0.001	
4/27/2017	<0.001	
8/2/2017	<0.001	
1/22/2018	<0.001	
6/19/2018	<0.001	
1/17/2019	<0.001	
6/24/2019	<0.001	
9/10/2019	<0.001	
3/10/2020	<0.001	
9/9/2020	<0.001	
3/15/2021	<0.001	
8/18/2021	<0.001	
3/1/2022	<0.001	
8/9/2022	<0.001	
2/14/2023	<0.001	
8/9/2023	<0.001	
2/14/2024		<0.001

ND substitution: RL or RL/2 if <15% NDs.

Prediction Limit

Constituent: Thallium (mg/L) Analysis Run 8/13/2024 11:05 AM View: Appendix I

Plant Wansley Client: Southern Company Data: Wansley Landfill

	GWC-11	GWC-11
9/13/2011	<0.001	
10/28/2011	<0.001	
12/4/2011	<0.001	
2/9/2012	<0.001	
7/18/2012	<0.001	
1/8/2013	<0.001	
7/9/2013	<0.001	
1/15/2014	<0.001	
6/25/2014	<0.001	
1/26/2016	<0.001	
3/29/2016	<0.001	
5/25/2016	<0.001	
7/25/2016	<0.001	
9/19/2016	<0.001	
11/16/2016	<0.001	
1/31/2017	<0.001	
3/23/2017	<0.001	
5/2/2017	<0.001	
8/7/2017	<0.001	
1/24/2018	<0.001	
6/20/2018	<0.001	
1/24/2019	<0.001	
6/26/2019	<0.001	
9/16/2019	<0.001	
3/16/2020	0.00067 (J)	
9/10/2020	<0.001	
3/17/2021	<0.001	
8/23/2021	<0.001	
3/7/2022	<0.001	
8/15/2022	<0.001	
2/21/2023	<0.001	
8/14/2023	<0.001	
2/14/2024		<0.001

ND substitution: RL or RL/2 if <15% NDs.

Prediction Limit

Constituent: Thallium (mg/L) Analysis Run 8/13/2024 11:05 AM View: Appendix I

Plant Wansley Client: Southern Company Data: Wansley Landfill

	GWC-12	GWC-12
9/13/2011	<0.001	
10/28/2011	<0.001	
12/4/2011	<0.001	
1/24/2012	<0.001	
7/11/2012	<0.001	
1/8/2013	<0.001	
7/10/2013	<0.001	
1/21/2014	<0.001	
7/1/2014	<0.001	
1/26/2016	<0.001	
3/29/2016	<0.001	
5/25/2016	<0.001	
7/22/2016	<0.001	
9/15/2016	<0.001	
11/16/2016	<0.001	
1/31/2017	<0.001	
3/23/2017	<0.001	
5/3/2017	<0.001	
8/7/2017	<0.001	
1/24/2018	<0.001	
6/26/2018	<0.001	
1/25/2019	<0.001	
6/26/2019	<0.001	
9/11/2019	<0.001	
3/18/2020	0.00037 (J)	
9/10/2020	<0.001	
3/16/2021	<0.001	
8/19/2021	0.00032 (J)	
3/7/2022	<0.001	
8/16/2022	<0.001	
2/15/2023	<0.001	
8/14/2023	<0.001	
2/20/2024		<0.001

ND substitution: RL or RL/2 if <15% NDs.

Prediction Limit

Constituent: Thallium (mg/L) Analysis Run 8/13/2024 11:05 AM View: Appendix I

Plant Wansley Client: Southern Company Data: Wansley Landfill

	GWC-13	GWC-13
9/13/2011	<0.001	
10/28/2011	<0.001	
12/4/2011	<0.001	
1/24/2012	<0.001	
7/11/2012	<0.001	
1/8/2013	<0.001	
7/10/2013	<0.001	
1/21/2014	<0.001	
7/1/2014	<0.001	
1/27/2016	<0.001	
3/29/2016	<0.001	
5/25/2016	<0.001	
7/26/2016	<0.001	
9/15/2016	<0.001	
11/17/2016	<0.001	
1/31/2017	<0.001	
3/23/2017	<0.001	
5/3/2017	<0.001	
8/4/2017	<0.001	
1/25/2018	<0.001	
6/20/2018	<0.001	
1/22/2019	<0.001	
6/25/2019	<0.001	
9/12/2019	<0.001	
3/12/2020	<0.001	
9/10/2020	0.00022 (J)	
3/17/2021	<0.001	
8/23/2021	<0.001	
3/8/2022	<0.001	
8/15/2022	<0.001	
2/21/2023	<0.001	
8/16/2023	<0.001	
2/19/2024		<0.001

ND substitution: RL or RL/2 if <15% NDs.

Prediction Limit

Constituent: Thallium (mg/L) Analysis Run 8/13/2024 11:05 AM View: Appendix I

Plant Wansley Client: Southern Company Data: Wansley Landfill

	GWC-14	GWC-14
9/13/2011	<0.001	
10/27/2011	<0.001	
12/3/2011	<0.001	
1/24/2012	<0.001	
7/11/2012	<0.001	
1/8/2013	<0.001	
7/10/2013	<0.001	
1/21/2014	0.0002 (J)	
7/1/2014	0.0001	
1/14/2015	0.0002 (J)	
7/22/2015	0.003 (JO)	
1/27/2016	0.000616 (J)	
3/30/2016	0.000411 (J)	
5/25/2016	0.000445 (J)	
7/26/2016	0.0013	
9/15/2016	0.00033 (J)	
11/17/2016	0.00041 (J)	
2/1/2017	0.00041 (J)	
3/23/2017	0.0004 (J)	
5/3/2017	0.00058	
8/7/2017	0.00046 (J)	
1/25/2018	0.00049 (J)	
6/20/2018	0.00038 (J)	
1/22/2019	0.00047 (J)	
6/25/2019	0.00046 (J)	
9/12/2019	0.00047 (J)	
3/17/2020	0.00055 (J)	
9/10/2020	0.00053 (J)	
3/17/2021	0.00043 (J)	
8/23/2021	0.00055 (J)	
3/7/2022	<0.001	
8/16/2022	0.00039 (J)	
2/17/2023	0.00044 (J)	
8/14/2023	0.00079 (J)	
2/19/2024		0.00058 (J)

ND substitution: RL or RL/2 if <15% NDs.

Prediction Limit

Constituent: Thallium (mg/L) Analysis Run 8/13/2024 11:05 AM View: Appendix I

Plant Wansley Client: Southern Company Data: Wansley Landfill

	GWC-15	GWC-15
9/16/2011	<0.001	
10/27/2011	<0.001	
12/3/2011	<0.001	
2/8/2012	<0.001	
7/11/2012	<0.001	
1/8/2013	<0.001	
7/2/2013	<0.001	
1/21/2014	<0.001	
6/24/2014	<0.001	
1/14/2015	<0.001	
7/22/2015	<0.001	
1/27/2016	<0.001	
3/30/2016	<0.001	
5/25/2016	<0.001	
7/26/2016	<0.001	
9/20/2016	<0.001	
11/17/2016	<0.001	
2/1/2017	<0.001	
3/23/2017	<0.001	
5/3/2017	<0.001	
8/4/2017	<0.001	
1/25/2018	<0.001	
6/20/2018	<0.001	
1/22/2019	<0.001	
6/25/2019	<0.001	
9/17/2019	<0.001	
3/16/2020	0.00025 (J)	
9/10/2020	0.00034 (J)	
3/18/2021	<0.001	
8/24/2021	<0.001	
3/7/2022	<0.001	
8/16/2022	<0.001	
2/21/2023	<0.001	
8/14/2023	<0.001	
2/21/2024		<0.001

ND substitution: RL or RL/2 if <15% NDs.

Prediction Limit

Constituent: Thallium (mg/L) Analysis Run 8/13/2024 11:05 AM View: Appendix I

Plant Wansley Client: Southern Company Data: Wansley Landfill

	GWC-19	GWC-19
8/30/2011	<0.001	
10/26/2011	<0.001	
12/3/2011	<0.001	
2/8/2012	<0.001	
7/11/2012	<0.001	
1/8/2013	<0.001	
7/16/2013	<0.001	
1/21/2014	0.0001 (J)	
6/24/2014	<0.001	
1/13/2015	<0.001	
7/23/2015	<0.001	
1/27/2016	<0.001	
3/30/2016	<0.001	
5/26/2016	<0.001	
7/25/2016	<0.001	
9/19/2016	<0.001	
11/17/2016	<0.001	
2/2/2017	<0.001	
3/24/2017	<0.001	
5/3/2017	<0.001	
8/7/2017	<0.001	
1/25/2018	<0.001	
6/21/2018	<0.001	
1/28/2019	<0.001	
6/26/2019	<0.001	
9/12/2019	<0.001	
3/18/2020	<0.001	
9/15/2020	<0.001	
3/17/2021	0.00033 (J)	
8/24/2021	<0.001	
3/8/2022	<0.001	
8/11/2022	<0.001	
2/21/2023	<0.001	
8/9/2023	<0.001	
2/21/2024		<0.001

ND substitution: RL or RL/2 if <15% NDs.

Prediction Limit

Constituent: Thallium (mg/L) Analysis Run 8/13/2024 11:05 AM View: Appendix I

Plant Wansley Client: Southern Company Data: Wansley Landfill

	GWC-20	GWC-20
8/31/2011	<0.001	
10/27/2011	<0.001	
12/4/2011	<0.001	
2/8/2012	<0.001	
7/11/2012	<0.001	
1/8/2013	<0.001	
7/16/2013	<0.001	
1/21/2014	<0.001	
6/24/2014	<0.001	
1/13/2015	<0.001	
7/23/2015	<0.001	
1/27/2016	<0.001	
3/30/2016	<0.001	
5/26/2016	<0.001	
7/25/2016	<0.001	
9/20/2016	<0.001	
11/17/2016	<0.001	
2/2/2017	<0.001	
3/28/2017	<0.001	
5/4/2017	<0.001	
8/7/2017	<0.001	
1/26/2018	<0.001	
6/21/2018	<0.001	
1/28/2019	<0.001	
6/25/2019	<0.001	
9/11/2019	<0.001	
3/18/2020	<0.001	
9/15/2020	<0.001	
3/16/2021	0.00035 (J)	
8/24/2021	<0.001	
3/7/2022	<0.001	
8/16/2022	<0.001	
2/22/2023	<0.001	
8/9/2023	<0.001	
2/20/2024		<0.001

ND substitution: RL or RL/2 if <15% NDs.

Prediction Limit

Constituent: Thallium (mg/L) Analysis Run 8/13/2024 11:05 AM View: Appendix I

Plant Wansley Client: Southern Company Data: Wansley Landfill

	GWC-21	GWC-21
8/31/2011	<0.001	
10/27/2011	<0.001	
12/4/2011	<0.001	
2/8/2012	<0.001	
7/17/2012	<0.001	
1/9/2013	<0.001	
7/16/2013	<0.001	
1/21/2014	<0.001	
6/24/2014	<0.001	
1/13/2015	<0.001	
7/23/2015	<0.001	
1/26/2016	<0.001	
3/30/2016	<0.001	
5/26/2016	<0.001	
7/26/2016	<0.001	
9/20/2016	<0.001	
11/17/2016	<0.001	
2/2/2017	<0.001	
3/28/2017	<0.001	
5/4/2017	<0.001	
8/7/2017	<0.001	
1/26/2018	<0.001	
6/20/2018	<0.001	
1/24/2019	<0.001	
6/25/2019	<0.001	
9/11/2019	0.00026 (J)	
3/18/2020	<0.001	
9/15/2020	<0.001	
3/16/2021	0.00034 (J)	
8/19/2021	0.00052 (J)	
3/7/2022	<0.001	
8/16/2022	<0.001	
2/21/2023	<0.001	
8/9/2023	<0.001	
2/19/2024		<0.001

ND substitution: RL or RL/2 if <15% NDs.

Prediction Limit

Constituent: Thallium (mg/L) Analysis Run 8/13/2024 11:05 AM View: Appendix I

Plant Wansley Client: Southern Company Data: Wansley Landfill

	GWC-22	GWC-22
9/15/2011	<0.001	
10/29/2011	<0.001	
12/13/2011	<0.001	
1/25/2012	<0.001	
7/18/2012	<0.001	
1/22/2013	<0.001	
7/16/2013	<0.001	
1/21/2014	<0.001	
6/25/2014	<0.001	
1/14/2015	<0.001	
7/23/2015	<0.001	
1/26/2016	<0.001	
3/31/2016	<0.001	
5/26/2016	<0.001	
7/26/2016	<0.001	
9/20/2016	<0.001	
11/17/2016	<0.001	
2/3/2017	<0.001	
3/28/2017	<0.001	
5/3/2017	<0.001	
8/8/2017	<0.001	
1/25/2018	<0.001	
6/20/2018	<0.001	
1/24/2019	<0.001	
6/25/2019	<0.001	
9/10/2019	<0.001	
3/18/2020	0.00066 (J)	
9/10/2020	<0.001	
3/15/2021	0.00052 (J)	
8/19/2021	0.00025 (J)	
3/8/2022	<0.001	
8/17/2022	<0.001	
2/14/2023	<0.001	
8/14/2023	<0.001	
2/14/2024		<0.001

ND substitution: RL or RL/2 if <15% NDs.

Prediction Limit

Constituent: Thallium (mg/L) Analysis Run 8/13/2024 11:05 AM View: Appendix I

Plant Wansley Client: Southern Company Data: Wansley Landfill

	GWC-23	GWC-23
9/16/2011	<0.001	
10/29/2011	<0.001	
12/13/2011	<0.001	
1/31/2012	<0.001	
7/18/2012	<0.001	
1/22/2013	<0.001	
7/23/2013	<0.001	
1/22/2014	<0.001	
7/1/2014	<0.001	
1/21/2016	<0.001	
3/29/2016	<0.001	
5/25/2016	<0.001	
7/27/2016	<0.001	
9/20/2016	<0.001	
11/18/2016	<0.001	
2/3/2017	<0.001	
3/28/2017	<0.001	
5/4/2017	<0.001	
8/8/2017	<0.001	
1/25/2018	<0.001	
6/20/2018	<0.001	
1/25/2019	<0.001	
6/26/2019	<0.001	
9/12/2019	<0.001	
3/18/2020	0.00024 (J)	
9/10/2020	<0.001	
3/18/2021	0.00051 (J)	
8/23/2021	<0.001	
3/9/2022	<0.001	
8/16/2022	<0.001	
2/21/2023	<0.001	
8/15/2023	<0.001	
2/19/2024		<0.001

ND substitution: RL or RL/2 if <15% NDs.

Prediction Limit

Constituent: Thallium (mg/L) Analysis Run 8/13/2024 11:05 AM View: Appendix I

Plant Wansley Client: Southern Company Data: Wansley Landfill

	GWC-24	GWC-24
7/8/2014	<0.001	
1/20/2016	<0.001	
3/30/2016	<0.001	
5/25/2016	<0.001	
7/27/2016	<0.001	
9/16/2016	<0.001	
11/18/2016	<0.001	
2/3/2017	<0.001	
3/29/2017	<0.001	
5/4/2017	<0.001	
8/8/2017	<0.001	
1/25/2018	<0.001	
6/27/2018	<0.001	
1/31/2019	<0.001	
6/26/2019	<0.001	
9/11/2019	0.00023 (J)	
3/12/2020	<0.001	
9/15/2020	<0.001	
3/18/2021	0.00025 (J)	
8/19/2021	<0.001	
3/10/2022	<0.001	
8/18/2022	<0.001	
2/16/2023	<0.001	
8/16/2023	<0.001	
2/22/2024		<0.001

ND substitution: RL or RL/2 if <15% NDs.

Prediction Limit

Constituent: Thallium (mg/L) Analysis Run 8/13/2024 11:05 AM View: Appendix I

Plant Wansley Client: Southern Company Data: Wansley Landfill

	GWC-25	GWC-25
9/17/2011	<0.001	
10/31/2011	<0.001	
12/14/2011	<0.001	
2/7/2012	<0.001	
7/17/2012	<0.001	
7/24/2013	<0.001	
1/23/2014	<0.001	
7/8/2014	<0.001	
1/21/2016	<0.001	
3/28/2016	<0.001	
5/25/2016	<0.001	
7/27/2016	<0.001	
9/19/2016	<0.001	
11/15/2016	<0.001	
1/24/2017	<0.001	
3/23/2017	<0.001	
5/2/2017	<0.001	
8/3/2017	<0.001	
1/25/2018	<0.001	
6/27/2018	<0.001	
1/24/2019	<0.001	
6/25/2019	<0.001	
9/11/2019	0.00028 (J)	
3/12/2020	<0.001	
9/14/2020	<0.001	
3/17/2021	0.00015 (J)	
8/19/2021	<0.001	
3/8/2022	<0.001	
8/10/2022	<0.001	
2/21/2023	<0.001	
8/15/2023	<0.001	
2/21/2024		<0.001

ND substitution: RL or RL/2 if <15% NDs.

Prediction Limit

Constituent: Thallium (mg/L) Analysis Run 8/13/2024 11:05 AM View: Appendix I

Plant Wansley Client: Southern Company Data: Wansley Landfill

	GWC-27	GWC-27
9/17/2011	<0.001	
10/29/2011	<0.001	
12/14/2011	<0.001	
1/25/2012	<0.001	
7/17/2012	<0.001	
1/24/2013	<0.001	
7/24/2013	<0.001	
1/23/2014	0.0001 (J)	
7/8/2014	0.0001	
1/22/2016	0.000193 (J)	
3/23/2016	<0.001	
5/24/2016	<0.001	
7/26/2016	0.00017 (J)	
9/19/2016	0.00016 (J)	
11/11/2016	<0.001	
1/20/2017	0.00016 (J)	
3/16/2017	0.00017 (J)	
4/28/2017	0.00018 (J)	
8/3/2017	0.00016 (J)	
1/19/2018	0.00016 (J)	
6/27/2018	0.00015 (J)	
1/24/2019	0.0002 (J)	
6/26/2019	0.00019 (J)	
9/12/2019	0.00021 (J)	
3/12/2020	0.0002 (J)	
9/9/2020	0.00017 (J)	
3/18/2021	0.00021 (J)	
8/23/2021	0.00018 (J)	
3/8/2022	<0.001	
8/10/2022	<0.001	
2/20/2023	<0.001	
8/15/2023	<0.001	
2/20/2024		<0.001

ND substitution: RL or RL/2 if <15% NDs.

Prediction Limit

Constituent: Thallium (mg/L) Analysis Run 8/13/2024 11:05 AM View: Appendix I

Plant Wansley Client: Southern Company Data: Wansley Landfill

	GWC-30	GWC-30
9/15/2011	<0.001	
10/28/2011	<0.001	
12/13/2011	<0.001	
2/8/2012	<0.001	
7/18/2012	<0.001	
1/24/2013	<0.001	
7/24/2013	<0.001	
1/23/2014	<0.001	
7/1/2014	<0.001	
1/19/2016	<0.001	
3/23/2016	<0.001	
5/20/2016	<0.001	
7/21/2016	<0.001	
9/20/2016	<0.001	
11/14/2016	<0.001	
1/24/2017	<0.001	
3/17/2017	<0.001	
5/1/2017	<0.001	
8/4/2017	<0.001	
1/24/2018	<0.001	
6/21/2018	<0.001	
1/30/2019	<0.001	
6/27/2019	<0.001	
9/10/2019	<0.001	
3/11/2020	<0.001	
9/10/2020	0.00021 (J)	
3/18/2021	<0.001	
8/23/2021	<0.001	
3/2/2022	<0.001	
8/10/2022	<0.001	
2/14/2023	<0.001	
8/16/2023	<0.001	
2/21/2024		<0.001

ND substitution: RL or RL/2 if <15% NDs.

Prediction Limit

Constituent: Thallium (mg/L) Analysis Run 8/13/2024 11:05 AM View: Appendix I

Plant Wansley Client: Southern Company Data: Wansley Landfill

	GWC-31	GWC-31
9/17/2011	<0.001	
10/31/2011	<0.001	
2/7/2012	<0.001	
1/23/2013	<0.001	
1/23/2014	<0.001	
7/1/2014	<0.001	
1/25/2016	<0.001	
3/30/2016	<0.001	
5/25/2016	<0.001	
7/27/2016	<0.001	
1/25/2017	<0.001	
3/23/2017	<0.001	
5/2/2017	<0.001	
7/19/2017	<0.001	
8/4/2017	<0.001	
1/23/2018	<0.001	
6/27/2018	<0.001	
1/31/2019	<0.001	
6/26/2019	<0.001	
9/11/2019	<0.001	
3/17/2020	0.00017 (J)	
9/11/2020	<0.001	
3/16/2021	<0.001	
8/25/2021	<0.001	
3/10/2022	<0.001	
8/16/2022	<0.001	
2/22/2023	<0.001	
8/16/2023	<0.001	
2/21/2024		<0.001

ND substitution: RL or RL/2 if <15% NDs.

Prediction Limit

Constituent: Thallium (mg/L) Analysis Run 8/13/2024 11:05 AM View: Appendix I

Plant Wansley Client: Southern Company Data: Wansley Landfill

	GWC-33	GWC-33
9/16/2011	<0.001	
10/30/2011	<0.001	
12/12/2011	<0.001	
2/1/2012	<0.001	
7/17/2012	<0.001	
1/23/2013	<0.001	
7/17/2013	<0.001	
1/23/2014	0.0002 (J)	
1/25/2016	0.000227 (J)	
3/23/2016	<0.001	
5/24/2016	0.000242 (J)	
7/22/2016	0.00022 (J)	
9/16/2016	0.00021 (J)	
11/17/2016	0.00017 (J)	
1/25/2017	<0.001	
3/23/2017	0.00017 (J)	
5/1/2017	0.00018 (J)	
8/4/2017	0.00016 (J)	
1/23/2018	0.00012 (J)	
6/26/2018	0.00013 (J)	
1/30/2019	<0.001	
6/26/2019	0.0002 (J)	
9/12/2019	<0.001	
3/12/2020	0.00035 (J)	
9/16/2020	<0.001	
3/18/2021	<0.001	
8/24/2021	0.00032 (J)	
3/9/2022	<0.001	
8/15/2022	<0.001	
2/20/2023	<0.001	
8/15/2023	<0.001	
2/20/2024		<0.001

ND substitution: RL or RL/2 if <15% NDs.

Prediction Limit

Constituent: Thallium (mg/L) Analysis Run 8/13/2024 11:05 AM View: Appendix I

Plant Wansley Client: Southern Company Data: Wansley Landfill

	GWC-34	GWC-34
9/16/2011	<0.001	
10/31/2011	<0.001	
12/12/2011	<0.001	
2/1/2012	<0.001	
7/16/2012	<0.001	
1/22/2013	<0.001	
7/17/2013	<0.001	
1/23/2014	<0.001	
6/25/2014	<0.001	
1/14/2015	<0.001	
1/21/2016	<0.001	
3/24/2016	<0.001	
5/23/2016	<0.001	
7/21/2016	<0.001	
9/15/2016	<0.001	
11/15/2016	<0.001	
1/25/2017	<0.001	
3/22/2017	<0.001	
5/1/2017	<0.001	
8/3/2017	<0.001	
1/23/2018	<0.001	
6/20/2018	<0.001	
1/28/2019	<0.001	
6/26/2019	0.00014 (J)	
9/11/2019	<0.001	
3/11/2020	<0.001	
9/11/2020	<0.001	
3/16/2021	<0.001	
8/24/2021	<0.001	
3/2/2022	<0.001	
8/10/2022	<0.001	
2/20/2023	<0.001	
8/16/2023	<0.001	
2/22/2024		<0.001

ND substitution: RL or RL/2 if <15% NDs.

Prediction Limit

Constituent: Thallium (mg/L) Analysis Run 8/13/2024 11:05 AM View: Appendix I

Plant Wansley Client: Southern Company Data: Wansley Landfill

	GWC-35	GWC-35
9/16/2011	<0.001	
10/31/2011	<0.001	
12/12/2011	<0.001	
2/1/2012	<0.001	
7/16/2012	<0.001	
1/22/2013	<0.001	
7/2/2013	<0.001	
1/21/2014	<0.001	
6/25/2014	0.0001	
1/14/2015	<0.001	
1/21/2016	<0.001	
3/24/2016	<0.001	
5/23/2016	<0.001	
7/21/2016	<0.001	
9/15/2016	<0.001	
11/15/2016	<0.001	
1/26/2017	<0.001	
3/22/2017	<0.001	
5/2/2017	<0.001	
8/3/2017	<0.001	
1/23/2018	<0.001	
6/19/2018	<0.001	
1/21/2019	<0.001	
6/26/2019	0.00019 (J)	
9/12/2019	<0.001	
3/11/2020	<0.001	
9/11/2020	0.0004 (J)	
3/16/2021	<0.001	
8/18/2021	<0.001	
3/2/2022	<0.001	
8/15/2022	<0.001	
2/20/2023	<0.001	
8/16/2023	<0.001	
2/22/2024		<0.001

ND substitution: RL or RL/2 if <15% NDs.

Prediction Limit

Constituent: Thallium (mg/L) Analysis Run 8/13/2024 11:05 AM View: Appendix I

Plant Wansley Client: Southern Company Data: Wansley Landfill

	GWC-6	GWC-6
8/31/2011	<0.001	
10/30/2011	<0.001	
12/5/2011	<0.001	
1/25/2012	<0.001	
7/23/2012	<0.001	
7/24/2012	<0.001	
1/8/2013	<0.001	
7/9/2013	<0.001	
1/15/2014	<0.001	
6/25/2014	<0.001	
7/24/2015	7E-05 (J)	
1/20/2016	6.7E-05 (J)	
3/28/2016	<0.001	
5/24/2016	<0.001	
7/21/2016	<0.001	
9/15/2016	<0.001	
11/16/2016	0.00012 (J)	
1/26/2017	<0.001	
3/22/2017	<0.001	
5/2/2017	<0.001	
8/3/2017	<0.001	
1/23/2018	<0.001	
6/25/2018	0.00011 (J)	
1/30/2019	<0.001	
6/26/2019	<0.001	
9/12/2019	0.00017 (J)	
3/16/2020	0.00015 (J)	
9/11/2020	0.00025 (J)	
3/17/2021	<0.001	
8/18/2021	<0.001	
3/2/2022	<0.001	
8/11/2022	<0.001	
2/20/2023	<0.001	
8/14/2023	<0.001	
2/14/2024		<0.001

ND substitution: RL or RL/2 if <15% NDs.

Prediction Limit

Constituent: Thallium (mg/L) Analysis Run 8/13/2024 11:05 AM View: Appendix I

Plant Wansley Client: Southern Company Data: Wansley Landfill

	GWC-7	GWC-7
9/7/2011	<0.001	
10/30/2011	<0.001	
12/5/2011	<0.001	
1/25/2012	<0.001	
7/18/2012	<0.001	
1/7/2013	<0.001	
7/9/2013	<0.001	
1/14/2014	<0.001	
6/24/2014	<0.001	
1/26/2016	8.5E-05 (J)	
3/29/2016	<0.001	
5/24/2016	<0.001	
7/22/2016	<0.001	
9/15/2016	<0.001	
11/16/2016	<0.001	
1/26/2017	<0.001	
3/22/2017	<0.001	
5/2/2017	<0.001	
8/4/2017	<0.001	
1/23/2018	<0.001	
6/25/2018	<0.001	
1/21/2019	<0.001	
6/25/2019	<0.001	
9/10/2019	<0.001	
3/12/2020	<0.001	
9/14/2020	<0.001	
3/16/2021	<0.001	
8/19/2021	<0.001	
3/2/2022	<0.001	
8/11/2022	<0.001	
2/21/2023	<0.001	
8/9/2023	<0.001	
2/21/2024		<0.001

ND substitution: RL or RL/2 if <15% NDs.

Prediction Limit

Constituent: Thallium (mg/L) Analysis Run 8/13/2024 11:05 AM View: Appendix I

Plant Wansley Client: Southern Company Data: Wansley Landfill

	GWC-8	GWC-8
9/7/2011	<0.001	
10/30/2011	<0.001	
12/5/2011	<0.001	
1/19/2012	<0.001	
7/18/2012	<0.001	
1/7/2013	<0.001	
7/9/2013	<0.001	
1/14/2014	<0.001	
6/24/2014	<0.001	
1/26/2016	<0.001	
3/29/2016	<0.001	
5/24/2016	<0.001	
7/26/2016	<0.001	
9/19/2016	<0.001	
11/16/2016	9E-05 (J)	
1/26/2017	0.00012 (J)	
3/23/2017	<0.001	
5/3/2017	0.00016 (J)	
8/7/2017	0.0001 (J)	
1/24/2018	<0.001	
6/21/2018	<0.001	
1/22/2019	<0.001	
6/25/2019	<0.001	
9/10/2019	<0.001	
3/12/2020	0.00064 (J)	
9/14/2020	<0.001	
3/16/2021	<0.001	
8/20/2021	0.00028 (J)	
3/2/2022	<0.001	
8/11/2022	<0.001	
2/15/2023	<0.001	
8/9/2023	<0.001	
2/21/2024		<0.001

ND substitution: RL or RL/2 if <15% NDs.

Prediction Limit

Constituent: Thallium (mg/L) Analysis Run 8/13/2024 11:05 AM View: Appendix I

Plant Wansley Client: Southern Company Data: Wansley Landfill

	GWC-9	GWC-9
9/7/2011	<0.001	
10/30/2011	<0.001	
12/4/2011	<0.001	
1/19/2012	<0.001	
7/18/2012	<0.001	
1/8/2013	<0.001	
7/9/2013	<0.001	
1/14/2014	<0.001	
6/24/2014	<0.001	
1/26/2016	7.3E-05 (J)	
3/29/2016	<0.001	
5/24/2016	<0.001	
7/25/2016	<0.001	
9/19/2016	0.00026 (J)	
11/16/2016	0.00015 (J)	
1/31/2017	<0.001	
3/23/2017	<0.001	
5/2/2017	<0.001	
8/7/2017	<0.001	
1/24/2018	<0.001	
6/21/2018	<0.001	
1/22/2019	<0.001	
6/25/2019	<0.001	
9/16/2019	<0.001	
3/16/2020	0.00044 (J)	
9/11/2020	0.00017 (J)	
3/16/2021	0.00017 (J)	
8/25/2021	<0.001	
3/9/2022	<0.001	
8/16/2022	0.00026 (J)	
2/15/2023	<0.001	
8/9/2023	<0.001	
2/19/2024		<0.001

ND substitution: RL or RL/2 if <15% NDs.

Prediction Limit

Constituent: Vanadium (mg/L) Analysis Run 8/13/2024 11:05 AM View: Appendix I

Plant Wansley Client: Southern Company Data: Wansley Landfill

	GWA-1	GWA-1
9/16/2011	<0.002	
10/27/2011	<0.002	
12/13/2011	<0.002	
1/31/2012	<0.002	
7/18/2012	<0.002	
1/24/2013	<0.002	
7/17/2013	<0.002	
1/21/2014	<0.002	
6/25/2014	<0.002	
1/14/2015	<0.002	
7/21/2015	<0.002	
1/21/2016	<0.002	
1/19/2017	<0.002	
8/3/2017	<0.002	
1/19/2018	<0.002	
6/19/2018	<0.002	
1/17/2019	0.0012	
6/24/2019	0.0028	
9/9/2019	<0.002	
3/10/2020	<0.002	
9/9/2020	<0.002	
3/15/2021	<0.002	
8/16/2021	<0.002	
2/28/2022	<0.002	
8/9/2022	<0.002	
2/14/2023	0.00074 (J)	
8/9/2023	<0.002	
2/13/2024		<0.002

ND substitution: RL or RL/2 if <15% NDs.

Prediction Limit

Constituent: Vanadium (mg/L) Analysis Run 8/13/2024 11:05 AM View: Appendix I

Plant Wansley Client: Southern Company Data: Wansley Landfill

	GWA-2	GWA-2
9/17/2011	<0.002	
10/27/2011	<0.002	
12/14/2011	<0.002	
2/7/2012	<0.002	
7/23/2012	<0.002	
1/23/2013	<0.002	
7/24/2013	<0.002	
1/22/2014	<0.002	
7/1/2014	0.0012 (J)	
1/22/2015	0.0013 (J)	
7/22/2015	<0.002	
1/20/2016	<0.002	
1/19/2017	<0.002	
8/2/2017	<0.002	
1/19/2018	<0.002	
6/19/2018	0.0024 (J)	
1/17/2019	0.0016	
6/24/2019	0.0018	
9/10/2019	0.0011	
3/10/2020	<0.002	
9/10/2020	<0.002	
3/15/2021	<0.002	
8/18/2021	0.0011	
3/1/2022	<0.002	
8/9/2022	<0.002	
2/14/2023	<0.002	
8/9/2023	<0.002	
2/14/2024		<0.002

ND substitution: RL or RL/2 if <15% NDs.

Prediction Limit

Constituent: Vanadium (mg/L) Analysis Run 8/13/2024 11:05 AM View: Appendix I

Plant Wansley Client: Southern Company Data: Wansley Landfill

	GWA-28	GWA-28
9/16/2011	<0.002	
10/28/2011	<0.002	
12/12/2011	<0.002	
1/25/2012	<0.002	
7/16/2012	<0.002	
1/24/2013	<0.002	
7/23/2013	<0.002	
1/22/2014	0.00072 (J)	
7/1/2014	<0.002	
1/21/2015	<0.002	
7/21/2015	<0.002	
1/22/2016	<0.002	
1/17/2017	<0.002	
8/1/2017	<0.002	
1/19/2018	<0.002	
6/19/2018	<0.002	
1/21/2019	0.0012	
6/25/2019	0.0025	
9/10/2019	0.0012	
3/10/2020	<0.002	
9/9/2020	<0.002	
3/15/2021	<0.002	
8/16/2021	0.0011	
3/1/2022	<0.002	
8/9/2022	<0.002	
2/14/2023	<0.002	
8/9/2023	0.00084 (J)	
2/14/2024		<0.002

ND substitution: RL or RL/2 if <15% NDs.

Prediction Limit

Constituent: Vanadium (mg/L) Analysis Run 8/13/2024 11:05 AM View: Appendix I

Plant Wansley Client: Southern Company Data: Wansley Landfill

	GWA-29	GWA-29
9/17/2011	<0.002	
10/28/2011	<0.002	
12/12/2011	<0.002	
1/31/2012	<0.002	
7/17/2012	<0.002	
1/24/2013	<0.002	
7/24/2013	<0.002	
1/22/2014	<0.002	
7/8/2014	<0.002 (D)	
1/21/2015	<0.002	
7/22/2015	<0.002	
1/19/2016	<0.002 (D)	
1/17/2017	<0.002	
8/1/2017	<0.002 (*)	
1/19/2018	<0.002	
6/19/2018	0.0014 (J)	
1/18/2019	0.0015	
6/25/2019	0.0023	
9/10/2019	<0.002	
3/10/2020	<0.002	
9/9/2020	<0.002	
3/15/2021	0.0017	
8/18/2021	0.0012	
3/2/2022	<0.002	
8/9/2022	<0.002	
2/13/2023	<0.002	
8/8/2023	<0.002	
2/14/2024		<0.002

ND substitution: RL or RL/2 if <15% NDs.

Prediction Limit

Constituent: Vanadium (mg/L) Analysis Run 8/13/2024 11:05 AM View: Appendix I

Plant Wansley Client: Southern Company Data: Wansley Landfill

	GWA-3
8/31/2011	<0.002
6/25/2014	<0.002
7/21/2015	<0.002
8/1/2017	<0.002
6/20/2018	<0.002
1/18/2019	0.0019
6/25/2019	0.0028
9/11/2019	0.0014
3/10/2020	<0.002
9/9/2020	0.0018
3/15/2021	<0.002
8/18/2021	0.0015
3/1/2022	0.0012
8/9/2022	<0.002
2/14/2023	<0.002
8/8/2023	<0.002

ND substitution: RL or RL/2 if <15% NDs.

Prediction Limit

Constituent: Vanadium (mg/L) Analysis Run 8/13/2024 11:05 AM View: Appendix I

Plant Wansley Client: Southern Company Data: Wansley Landfill

	GWA-4	GWA-4
8/31/2011	<0.002	
10/27/2011	<0.002	
12/14/2011	<0.002	
2/1/2012	<0.002	
7/23/2012	<0.002	
1/23/2013	<0.002	
7/17/2013	<0.002	
1/15/2014	0.0016 (J)	
6/25/2014	0.00084 (J)	
1/14/2015	0.0014 (J)	
7/21/2015	<0.002	
1/20/2016	<0.002	
1/17/2017	<0.002	
8/2/2017	<0.002	
1/22/2018	0.002 (J)	
6/19/2018	0.0019 (J)	
1/17/2019	0.0016	
6/24/2019	0.002	
9/10/2019	<0.002	
3/10/2020	<0.002	
9/9/2020	<0.002	
3/15/2021	<0.002	
8/18/2021	0.0011	
3/1/2022	<0.002	
8/9/2022	<0.002	
2/14/2023	0.00074 (J)	
8/9/2023	<0.002	
2/14/2024		0.00067 (J)

ND substitution: RL or RL/2 if <15% NDs.

Prediction Limit

Constituent: Vanadium (mg/L) Analysis Run 8/13/2024 11:05 AM View: Appendix I

Plant Wansley Client: Southern Company Data: Wansley Landfill

	GWC-10	GWC-10
1/25/2016	<0.002	
2/1/2017	0.0032	
8/8/2017	<0.002	
1/25/2018	0.003	
6/21/2018	0.0018 (J)	
1/31/2019	0.0015	
6/26/2019	0.0014	
9/17/2019	<0.002	
3/17/2020	<0.002	
9/10/2020	<0.002	
3/18/2021	<0.002	
8/20/2021	<0.002	
3/8/2022	<0.002	
8/16/2022	0.0012	
2/15/2023	<0.002	
8/10/2023	<0.002	
2/20/2024		<0.002

ND substitution: RL or RL/2 if <15% NDs.

Prediction Limit

Constituent: Vanadium (mg/L) Analysis Run 8/13/2024 11:05 AM View: Appendix I

Plant Wansley Client: Southern Company Data: Wansley Landfill

	GWC-11	GWC-11
9/13/2011	0.0064	
10/28/2011	<0.0025	
12/4/2011	<0.0025	
2/9/2012	<0.0025	
7/18/2012	0.0062	
1/8/2013	<0.0025	
7/9/2013	0.0053	
1/15/2014	0.0064	
6/25/2014	0.0064	
1/21/2015	0.0059	
7/28/2015	0.0054	
1/26/2016	0.0019 (J)	
1/31/2017	0.0029	
8/7/2017	0.0024 (J)	
1/24/2018	<0.0025	
6/20/2018	0.003	
1/24/2019	0.0032	
6/26/2019	0.0035	
9/16/2019	0.0035	
3/16/2020	0.0027	
9/10/2020	0.0028	
3/17/2021	0.0029	
8/23/2021	0.0025	
3/7/2022	0.0025	
8/15/2022	0.0023	
2/21/2023	0.0023	
8/14/2023	0.0019 (J)	
2/14/2024		0.0026

ND substitution: RL or RL/2 if <15% NDs.

Prediction Limit

Constituent: Vanadium (mg/L) Analysis Run 8/13/2024 11:05 AM View: Appendix I

Plant Wansley Client: Southern Company Data: Wansley Landfill

	GWC-12	GWC-12
9/13/2011	<0.002	
10/28/2011	<0.002	
12/4/2011	<0.002	
1/24/2012	<0.002	
7/11/2012	<0.002	
1/8/2013	<0.002	
7/10/2013	<0.002	
1/21/2014	<0.002	
7/1/2014	<0.002	
1/21/2015	<0.002	
7/28/2015	<0.002	
1/26/2016	<0.002	
1/31/2017	<0.002	
8/7/2017	<0.002	
1/24/2018	<0.002	
6/26/2018	<0.002	
1/25/2019	<0.002	
6/26/2019	0.0013	
9/11/2019	0.0011	
3/18/2020	<0.002	
9/10/2020	<0.002	
3/16/2021	<0.002	
8/19/2021	<0.002	
3/7/2022	<0.002	
8/16/2022	<0.002	
2/15/2023	<0.002	
8/14/2023	<0.002	
2/20/2024		0.00063 (J)

ND substitution: RL or RL/2 if <15% NDs.

Prediction Limit

Constituent: Vanadium (mg/L) Analysis Run 8/13/2024 11:05 AM View: Appendix I

Plant Wansley Client: Southern Company Data: Wansley Landfill

	GWC-13	GWC-13
9/13/2011	<0.002	
10/28/2011	<0.002	
12/4/2011	<0.002	
1/24/2012	<0.002	
7/11/2012	<0.002	
1/8/2013	<0.002	
7/10/2013	<0.002	
1/21/2014	<0.002	
7/1/2014	<0.002	
1/21/2015	<0.002	
7/28/2015	<0.002	
1/27/2016	<0.002	
1/31/2017	0.0015 (J)	
8/4/2017	<0.002	
1/25/2018	<0.002	
6/20/2018	<0.002	
1/22/2019	0.0015	
6/25/2019	0.0021	
9/12/2019	0.0015	
3/12/2020	<0.002	
9/10/2020	<0.002	
3/17/2021	<0.002	
8/23/2021	<0.002	
3/8/2022	<0.002	
8/15/2022	<0.002	
2/21/2023	<0.002	
8/16/2023	<0.002	
2/19/2024		0.00069 (J)

ND substitution: RL or RL/2 if <15% NDs.

Prediction Limit

Constituent: Vanadium (mg/L) Analysis Run 8/13/2024 11:05 AM View: Appendix I

Plant Wansley Client: Southern Company Data: Wansley Landfill

	GWC-14	GWC-14
9/13/2011	<0.002	
10/27/2011	<0.002	
12/3/2011	<0.002	
1/24/2012	<0.002	
7/11/2012	<0.002	
1/8/2013	<0.002	
7/10/2013	<0.002	
1/21/2014	<0.002	
7/1/2014	<0.002	
1/14/2015	<0.002	
7/22/2015	<0.002	
1/27/2016	<0.002	
2/1/2017	0.002 (J)	
8/7/2017	<0.002	
1/25/2018	<0.002	
6/20/2018	0.0016 (J)	
1/22/2019	<0.002	
6/25/2019	0.0014	
9/12/2019	0.0012	
3/17/2020	<0.002	
9/10/2020	<0.002	
3/17/2021	<0.002	
8/23/2021	<0.002	
3/7/2022	<0.002	
8/16/2022	<0.002	
2/17/2023	<0.002	
8/14/2023	<0.002	
2/19/2024		<0.002

ND substitution: RL or RL/2 if <15% NDs.

Prediction Limit

Constituent: Vanadium (mg/L) Analysis Run 8/13/2024 11:05 AM View: Appendix I

Plant Wansley Client: Southern Company Data: Wansley Landfill

	GWC-15	GWC-15
9/16/2011	<0.002	
10/27/2011	<0.002	
12/3/2011	<0.002	
2/8/2012	<0.002	
7/11/2012	<0.002	
1/8/2013	<0.002	
7/2/2013	<0.002	
1/21/2014	<0.002	
6/24/2014	<0.002	
1/14/2015	<0.002	
7/22/2015	<0.002	
1/27/2016	<0.002	
2/1/2017	0.0016 (J)	
8/4/2017	<0.002	
1/25/2018	0.003	
6/20/2018	<0.002	
1/22/2019	0.0012	
6/25/2019	0.0019	
9/17/2019	0.0013	
3/16/2020	<0.002	
9/10/2020	<0.002	
3/18/2021	<0.002	
8/24/2021	0.0012	
3/7/2022	<0.002	
8/16/2022	<0.002	
2/21/2023	<0.002	
8/14/2023	<0.002	
2/21/2024		<0.002

ND substitution: RL or RL/2 if <15% NDs.

Prediction Limit

Constituent: Vanadium (mg/L) Analysis Run 8/13/2024 11:05 AM View: Appendix I

Plant Wansley Client: Southern Company Data: Wansley Landfill

	GWC-16	GWC-16
8/30/2011	0.0028	
10/26/2011	<0.005	
12/3/2011	<0.005	
1/25/2012	<0.005	
7/11/2012	<0.005	
1/8/2013	<0.005	
7/2/2013	<0.005	
1/14/2014	0.0036 (J)	
6/25/2014	0.0033 (J)	
1/13/2015	0.0037 (J)	
7/22/2015	0.0031 (J)	
1/27/2016	0.0035 (J)	
2/1/2017	0.0067	
8/7/2017	0.005	
1/25/2018	0.0058	
6/20/2018	0.0039	
1/25/2019	0.0052	
6/25/2019	0.0056	
9/11/2019	0.0048	
3/17/2020	0.0044	
9/11/2020	0.0039	
3/17/2021	0.004	
8/20/2021	0.0047	
3/8/2022	0.0039	
8/16/2022	0.0043	
2/20/2023	0.004	
8/14/2023	0.0044	
2/21/2024		0.0038

ND substitution: RL or RL/2 if <15% NDs.

Prediction Limit

Constituent: Vanadium (mg/L) Analysis Run 8/13/2024 11:05 AM View: Appendix I

Plant Wansley Client: Southern Company Data: Wansley Landfill

	GWC-17	GWC-17
8/30/2011	<0.002	
10/27/2011	<0.002	
12/3/2011	<0.002	
1/25/2012	<0.002	
7/11/2012	<0.002	
1/8/2013	<0.002	
7/16/2013	<0.002	
1/14/2014	0.0019 (J)	
6/25/2014	0.001 (J)	
1/14/2015	0.0014 (J)	
7/28/2015	0.0027 (J)	
1/27/2016	0.0018 (J)	
2/1/2017	0.0044	
8/7/2017	<0.002	
1/25/2018	0.0042	
6/26/2018	0.0023 (J)	
1/24/2019	0.0027	
6/25/2019	0.005	
9/11/2019	0.0023	
3/17/2020	0.0024	
9/14/2020	0.0017	
3/16/2021	0.0023	
8/20/2021	0.0032	
3/8/2022	0.0019	
8/11/2022	0.002	
2/20/2023	0.0021	
8/10/2023	0.0024	
2/20/2024		<0.002

ND substitution: RL or RL/2 if <15% NDs.

Prediction Limit

Constituent: Vanadium (mg/L) Analysis Run 8/13/2024 11:05 AM View: Appendix I

Plant Wansley Client: Southern Company Data: Wansley Landfill

	GWC-18	GWC-18
8/30/2011	<0.0025	
10/26/2011	<0.0025	
12/3/2011	<0.0025	
2/8/2012	<0.0025	
7/11/2012	<0.0025	
1/8/2013	<0.0025	
7/16/2013	<0.0025	
1/14/2014	0.0022 (J)	
6/24/2014	<0.0025	
1/13/2015	0.00084 (J)	
7/23/2015	<0.0025	
1/27/2016	0.00096 (J)	
2/1/2017	0.0036	
8/7/2017	<0.0025	
1/25/2018	<0.0025	
6/21/2018	<0.0025	
1/28/2019	0.0015	
6/27/2019	0.0031	
9/11/2019	0.0017	
3/17/2020	0.0015	
9/14/2020	0.0018	
3/16/2021	0.0017	
8/24/2021	0.0019	
3/8/2022	0.0014	
8/11/2022	0.0011	
2/20/2023	0.0011 (J)	
8/9/2023	0.0015 (J)	
2/21/2024		0.00092 (J)

ND substitution: RL or RL/2 if <15% NDs.

Prediction Limit

Constituent: Vanadium (mg/L) Analysis Run 8/13/2024 11:05 AM View: Appendix I

Plant Wansley Client: Southern Company Data: Wansley Landfill

	GWC-19	GWC-19
8/30/2011	<0.002	
10/26/2011	<0.002	
12/3/2011	<0.002	
2/8/2012	<0.002	
7/11/2012	<0.002	
1/8/2013	<0.002	
7/16/2013	<0.002	
1/21/2014	<0.002	
6/24/2014	<0.002	
1/13/2015	<0.002	
7/23/2015	0.0016 (J)	
1/27/2016	<0.002	
2/2/2017	0.0015 (J)	
8/7/2017	0.0016 (J)	
1/25/2018	0.0021 (J)	
6/21/2018	<0.002	
1/28/2019	<0.002	
6/26/2019	0.0023	
9/12/2019	0.0015	
3/18/2020	0.0011	
9/15/2020	0.0012	
3/17/2021	0.001	
8/24/2021	0.0016	
3/8/2022	0.0011	
8/11/2022	<0.002	
2/21/2023	<0.002	
8/9/2023	<0.002	
2/21/2024		<0.002

ND substitution: RL or RL/2 if <15% NDs.

Prediction Limit

Constituent: Vanadium (mg/L) Analysis Run 8/13/2024 11:05 AM View: Appendix I

Plant Wansley Client: Southern Company Data: Wansley Landfill

	GWC-20	GWC-20
8/31/2011	0.0035	
10/27/2011	<0.005	
12/4/2011	<0.005	
2/8/2012	<0.005	
7/11/2012	<0.005	
1/8/2013	<0.005	
7/16/2013	<0.005	
1/21/2014	<0.005	
6/24/2014	0.00089 (J)	
1/13/2015	0.0013 (J)	
7/23/2015	0.0027 (J)	
1/27/2016	0.0012 (J)	
2/2/2017	0.0031	
8/7/2017	0.0041	
1/26/2018	0.0044	
6/21/2018	0.0017 (J)	
1/28/2019	0.0019	
6/25/2019	0.0038	
9/11/2019	0.0027	
3/18/2020	0.0016	
9/15/2020	0.0021	
3/16/2021	0.0019	
8/24/2021	0.0018	
3/7/2022	0.0017	
8/16/2022	0.0026	
2/22/2023	0.0014 (J)	
8/9/2023	0.0015 (J)	
2/20/2024		0.0013 (J)

ND substitution: RL or RL/2 if <15% NDs.

Prediction Limit

Constituent: Vanadium (mg/L) Analysis Run 8/13/2024 11:05 AM View: Appendix I

Plant Wansley Client: Southern Company Data: Wansley Landfill

	GWC-21	GWC-21
8/31/2011	<0.002	
10/27/2011	<0.002	
12/4/2011	<0.002	
2/8/2012	<0.002	
7/17/2012	<0.002	
1/9/2013	<0.002	
7/16/2013	<0.002	
1/21/2014	<0.002	
6/24/2014	<0.002	
1/13/2015	<0.002	
7/23/2015	<0.002	
1/26/2016	<0.002	
2/2/2017	0.0028	
8/7/2017	0.0014 (J)	
1/26/2018	<0.002	
6/20/2018	<0.002	
1/24/2019	<0.002	
6/25/2019	0.0021	
9/11/2019	<0.002	
3/18/2020	<0.002	
9/15/2020	<0.002	
3/16/2021	<0.002	
8/19/2021	<0.002	
3/7/2022	<0.002	
8/16/2022	<0.002	
2/21/2023	<0.002	
8/9/2023	<0.002	
2/19/2024		<0.002

ND substitution: RL or RL/2 if <15% NDs.

Prediction Limit

Constituent: Vanadium (mg/L) Analysis Run 8/13/2024 11:05 AM View: Appendix I

Plant Wansley Client: Southern Company Data: Wansley Landfill

	GWC-22	GWC-22
9/15/2011	0.005	
10/29/2011	<0.01	
12/13/2011	<0.01	
1/25/2012	<0.01	
7/18/2012	0.0074	
1/22/2013	0.0071	
7/16/2013	0.0075	
1/21/2014	0.0061	
6/25/2014	0.007	
1/14/2015	0.0063	
7/23/2015	0.0066	
1/26/2016	0.0058	
2/3/2017	0.0082	
8/8/2017	0.0058	
1/25/2018	0.0063	
6/20/2018	0.006	
1/24/2019	0.0065	
6/25/2019	0.0092	
9/10/2019	0.0082	
3/18/2020	0.0069	
9/10/2020	0.0061	
3/15/2021	0.0068	
8/19/2021	0.0063	
3/8/2022	0.009	
8/17/2022	0.0067	
2/14/2023	0.005	
8/14/2023	0.0061	
2/14/2024		0.0067

ND substitution: RL or RL/2 if <15% NDs.

Prediction Limit

Constituent: Vanadium (mg/L) Analysis Run 8/13/2024 11:05 AM View: Appendix I

Plant Wansley Client: Southern Company Data: Wansley Landfill

	GWC-23	GWC-23
9/16/2011	<0.002	
10/29/2011	<0.002	
12/13/2011	<0.002	
1/31/2012	<0.002	
7/18/2012	<0.002	
1/22/2013	<0.002	
7/23/2013	<0.002	
1/22/2014	<0.002	
7/1/2014	<0.002	
1/22/2015	<0.002	
7/29/2015	0.0011 (J)	
1/21/2016	<0.002	
2/3/2017	0.0016 (J)	
8/8/2017	<0.002	
1/25/2018	0.0014 (J)	
6/20/2018	<0.002	
1/25/2019	0.0012	
6/26/2019	0.0019	
9/12/2019	0.001	
3/18/2020	<0.002	
9/10/2020	<0.002	
3/18/2021	0.001	
8/23/2021	<0.002	
3/9/2022	0.00093 (J)	
8/16/2022	<0.002	
2/21/2023	<0.002	
8/15/2023	<0.002	
2/19/2024		0.00072 (J)

ND substitution: RL or RL/2 if <15% NDs.

Prediction Limit

Constituent: Vanadium (mg/L) Analysis Run 8/13/2024 11:05 AM View: Appendix I

Plant Wansley Client: Southern Company Data: Wansley Landfill

	GWC-24	GWC-24
7/8/2014	<0.002	
7/31/2015	<0.002	
1/20/2016	<0.002	
2/3/2017	0.0015 (J)	
8/8/2017	<0.002	
1/25/2018	<0.002	
6/27/2018	<0.002	
1/31/2019	0.0015	
6/26/2019	0.0014	
9/11/2019	<0.002	
3/12/2020	<0.002	
9/15/2020	<0.002	
3/18/2021	<0.002	
8/19/2021	<0.002	
3/10/2022	<0.002	
8/18/2022	0.00094 (J)	
2/16/2023	<0.002	
8/16/2023	<0.002	
2/22/2024		<0.002

ND substitution: RL or RL/2 if <15% NDs.

Prediction Limit

Constituent: Vanadium (mg/L) Analysis Run 8/13/2024 11:05 AM View: Appendix I

Plant Wansley Client: Southern Company Data: Wansley Landfill

	GWC-25	GWC-25
9/17/2011	0.0074 (o)	
10/31/2011	<0.002	
12/14/2011	<0.002	
2/7/2012	<0.002	
7/17/2012	<0.002	
7/24/2013	<0.002	
1/23/2014	0.00082 (J)	
7/8/2014	<0.002	
1/21/2015	0.0013 (J)	
7/30/2015	0.0018 (J)	
1/21/2016	0.0017 (J)	
1/24/2017	0.0077 (o)	
8/3/2017	<0.002	
1/25/2018	<0.002	
6/27/2018	<0.002	
1/24/2019	0.0018	
6/25/2019	0.0019	
9/11/2019	0.0013	
3/12/2020	0.0011	
9/14/2020	<0.002	
3/17/2021	<0.002	
8/19/2021	<0.002	
3/8/2022	<0.002	
8/10/2022	<0.002	
2/21/2023	<0.002	
8/15/2023	<0.002	
2/21/2024		<0.002

ND substitution: RL or RL/2 if <15% NDs.

Prediction Limit

Constituent: Vanadium (mg/L) Analysis Run 8/13/2024 11:05 AM View: Appendix I

Plant Wansley Client: Southern Company Data: Wansley Landfill

	GWC-26	GWC-26
9/17/2011	<0.002	
10/29/2011	<0.002	
12/14/2011	<0.002	
2/7/2012	<0.002	
7/17/2012	<0.002	
1/24/2013	<0.002	
7/24/2013	<0.002	
1/23/2014	<0.002	
7/8/2014	<0.002	
1/21/2015	<0.002	
7/31/2015	<0.002	
1/25/2016	<0.002	
1/19/2017	<0.002	
8/3/2017	<0.002	
1/22/2018	<0.002	
6/27/2018	<0.002	
1/24/2019	0.0013	
6/25/2019	0.0024	
9/12/2019	0.0014	
3/13/2020	<0.002	
9/15/2020	<0.002	
3/17/2021	<0.002	
8/19/2021	<0.002	
3/9/2022	<0.002	
8/10/2022	<0.002	
2/21/2023	<0.002	
8/16/2023	<0.002	
2/20/2024		<0.002

ND substitution: RL or RL/2 if <15% NDs.

Prediction Limit

Constituent: Vanadium (mg/L) Analysis Run 8/13/2024 11:05 AM View: Appendix I

Plant Wansley Client: Southern Company Data: Wansley Landfill

	GWC-27	GWC-27
9/17/2011	<0.002	
10/29/2011	<0.002	
12/14/2011	<0.002	
1/25/2012	<0.002	
7/17/2012	<0.002	
1/24/2013	<0.002	
7/24/2013	<0.002	
1/23/2014	<0.002	
7/8/2014	<0.002	
1/21/2015	<0.002	
7/30/2015	<0.002	
1/22/2016	<0.002	
1/20/2017	<0.002	
8/3/2017	<0.002	
1/19/2018	<0.002	
6/27/2018	<0.002	
1/24/2019	<0.002	
6/26/2019	0.0011	
9/12/2019	<0.002	
3/12/2020	<0.002	
9/9/2020	<0.002	
3/18/2021	<0.002	
8/23/2021	<0.002	
3/8/2022	0.00085 (J)	
8/10/2022	<0.002	
2/20/2023	<0.002	
8/15/2023	<0.002	
2/20/2024		<0.002

ND substitution: RL or RL/2 if <15% NDs.

Prediction Limit

Constituent: Vanadium (mg/L) Analysis Run 8/13/2024 11:05 AM View: Appendix I

Plant Wansley Client: Southern Company Data: Wansley Landfill

	GWC-30	GWC-30
9/15/2011	<0.001	
10/28/2011	<0.001	
12/13/2011	<0.001	
2/8/2012	<0.001	
7/18/2012	<0.001	
1/24/2013	<0.001	
7/24/2013	<0.001	
1/23/2014	<0.001	
7/1/2014	<0.001	
1/20/2015	<0.001	
7/30/2015	<0.001	
1/19/2016	0.001 (J)	
1/24/2017	0.0059 (o)	
8/4/2017	0.0018 (J)	
1/24/2018	<0.001	
6/21/2018	0.0031	
1/30/2019	0.0021	
6/27/2019	0.0029	
9/10/2019	0.0018	
3/11/2020	0.00099 (J)	
9/10/2020	0.0012	
3/18/2021	0.0014	
8/23/2021	0.0015	
3/2/2022	0.0013	
8/10/2022	<0.001	
2/14/2023	0.00085 (J)	
8/16/2023	0.00074 (J)	
2/21/2024		0.0011 (J)

ND substitution: RL or RL/2 if <15% NDs.

Prediction Limit

Constituent: Vanadium (mg/L) Analysis Run 8/13/2024 11:05 AM View: Appendix I

Plant Wansley Client: Southern Company Data: Wansley Landfill

	GWC-31	GWC-31
9/17/2011	<0.002	
10/31/2011	<0.002	
2/7/2012	<0.002	
1/23/2013	<0.002	
1/23/2014	0.00068 (J)	
7/1/2014	<0.002	
1/21/2015	<0.002	
1/25/2016	<0.002	
1/25/2017	0.0043	
8/4/2017	<0.002	
1/23/2018	0.0023 (J)	
6/27/2018	<0.002	
1/31/2019	0.0014	
6/26/2019	0.0015	
9/11/2019	0.0025	
3/17/2020	<0.002	
9/11/2020	<0.002	
3/16/2021	<0.002	
8/25/2021	0.001	
3/10/2022	0.0012	
8/16/2022	0.0014	
2/22/2023	<0.002	
8/16/2023	0.0015 (J)	
2/21/2024		0.00064 (J)

ND substitution: RL or RL/2 if <15% NDs.

Prediction Limit

Constituent: Vanadium (mg/L) Analysis Run 8/13/2024 11:05 AM View: Appendix I

Plant Wansley Client: Southern Company Data: Wansley Landfill

	GWC-32	GWC-32
9/15/2011	<0.002	
10/31/2011	<0.002	
12/13/2011	<0.002	
2/1/2012	<0.002	
7/17/2012	<0.002	
1/23/2013	<0.002	
7/24/2013	<0.002	
1/23/2014	<0.002	
7/1/2014	<0.002	
1/20/2015	<0.002	
7/30/2015	<0.002	
1/25/2016	<0.002	
1/26/2017	0.0016 (J)	
8/3/2017	<0.002	
1/23/2018	0.003	
6/26/2018	<0.002	
1/30/2019	0.0012	
6/27/2019	0.0021	
9/12/2019	0.0012	
3/18/2020	<0.002	
9/15/2020	<0.002	
3/17/2021	0.0011	
8/24/2021	0.0011	
3/9/2022	<0.002	
8/10/2022	<0.002	
2/15/2023	<0.002	
8/15/2023	<0.002	
2/20/2024		<0.002

ND substitution: RL or RL/2 if <15% NDs.

Prediction Limit

Constituent: Vanadium (mg/L) Analysis Run 8/13/2024 11:05 AM View: Appendix I

Plant Wansley Client: Southern Company Data: Wansley Landfill

	GWC-33	GWC-33
9/16/2011	<0.002	
10/30/2011	<0.002	
12/12/2011	<0.002	
2/1/2012	<0.002	
7/17/2012	<0.002	
1/23/2013	<0.002	
7/17/2013	<0.002	
1/23/2014	<0.002	
1/20/2015	<0.002	
7/29/2015	<0.002	
1/25/2016	<0.002	
1/25/2017	0.0052	
8/4/2017	<0.002	
1/23/2018	0.003	
6/26/2018	<0.002	
1/30/2019	0.0014	
6/26/2019	0.0017	
9/12/2019	0.0014	
3/12/2020	<0.002	
9/16/2020	<0.002	
3/18/2021	<0.002	
8/24/2021	<0.002	
3/9/2022	<0.002	
8/15/2022	<0.002	
2/20/2023	<0.002	
8/15/2023	<0.002	
2/20/2024		<0.002

ND substitution: RL or RL/2 if <15% NDs.

Prediction Limit

Constituent: Vanadium (mg/L) Analysis Run 8/13/2024 11:05 AM View: Appendix I

Plant Wansley Client: Southern Company Data: Wansley Landfill

	GWC-34	GWC-34
9/16/2011	<0.002	
10/31/2011	<0.002	
12/12/2011	<0.002	
2/1/2012	<0.002	
7/16/2012	<0.002	
1/22/2013	<0.002	
7/17/2013	<0.002	
1/23/2014	<0.002	
6/25/2014	<0.002	
1/14/2015	<0.002	
7/29/2015	<0.002	
1/21/2016	<0.002	
1/25/2017	0.0055	
8/3/2017	<0.002	
1/23/2018	<0.002	
6/20/2018	<0.002	
1/28/2019	<0.002	
6/26/2019	0.002	
9/11/2019	<0.002	
3/11/2020	<0.002	
9/11/2020	<0.002	
3/16/2021	<0.002	
8/24/2021	<0.002	
3/2/2022	<0.002	
8/10/2022	<0.002	
2/20/2023	<0.002	
8/16/2023	<0.002	
2/22/2024		<0.002

ND substitution: RL or RL/2 if <15% NDs.

Prediction Limit

Constituent: Vanadium (mg/L) Analysis Run 8/13/2024 11:05 AM View: Appendix I

Plant Wansley Client: Southern Company Data: Wansley Landfill

	GWC-35	GWC-35
9/16/2011	<0.002	
10/31/2011	<0.002	
12/12/2011	<0.002	
2/1/2012	<0.002	
7/16/2012	<0.002	
1/22/2013	<0.002	
7/2/2013	<0.002	
1/21/2014	<0.002	
6/25/2014	<0.002	
1/14/2015	<0.002	
7/28/2015	<0.002	
1/21/2016	<0.002	
1/26/2017	0.0026	
8/3/2017	<0.002	
1/23/2018	0.0022 (J)	
6/19/2018	0.0019 (J)	
1/21/2019	0.0011	
6/26/2019	0.0015	
9/12/2019	<0.002	
3/11/2020	<0.002	
9/11/2020	<0.002	
3/16/2021	<0.002	
8/18/2021	<0.002	
3/2/2022	<0.002	
8/15/2022	<0.002	
2/20/2023	<0.002	
8/16/2023	<0.002	
2/22/2024		<0.002

ND substitution: RL or RL/2 if <15% NDs.

Prediction Limit

Constituent: Vanadium (mg/L) Analysis Run 8/13/2024 11:05 AM View: Appendix I

Plant Wansley Client: Southern Company Data: Wansley Landfill

	GWC-5	GWC-5
8/31/2011	<0.005	
10/27/2011	<0.005	
12/5/2011	<0.005	
1/25/2012	<0.005	
7/18/2012	<0.005	
1/9/2013	<0.005	
7/17/2013	<0.005	
1/15/2014	0.0042 (J)	
6/25/2014	0.0022 (J)	
1/13/2015	0.004 (J)	
7/24/2015	0.0021 (J)	
1/20/2016	0.0035 (J)	
1/26/2017	0.0064	
8/3/2017	0.0031	
1/23/2018	0.0062	
6/25/2018	0.0021 (J)	
1/30/2019	0.0031	
6/26/2019	0.0033	
9/12/2019	0.0031	
3/16/2020	0.0028	
9/9/2020	0.0025	
3/17/2021	0.0025	
8/19/2021	0.0026	
3/2/2022	0.003	
8/11/2022	0.0019	
2/20/2023	0.0029	
8/14/2023	0.0026	
2/14/2024		0.003

ND substitution: RL or RL/2 if <15% NDs.

Prediction Limit

Constituent: Vanadium (mg/L) Analysis Run 8/13/2024 11:05 AM View: Appendix I

Plant Wansley Client: Southern Company Data: Wansley Landfill

	GWC-6	GWC-6
8/31/2011	<0.002	
10/30/2011	<0.002	
12/5/2011	<0.002	
1/25/2012	<0.002	
7/24/2012	<0.002	
1/8/2013	<0.002	
7/9/2013	<0.002	
1/15/2014	0.002 (J)	
6/25/2014	<0.002	
1/20/2015	<0.002	
7/24/2015	<0.002	
1/20/2016	<0.002	
1/26/2017	0.0064	
8/3/2017	<0.002	
1/23/2018	0.0038	
6/25/2018	<0.002	
1/30/2019	0.0015	
6/26/2019	0.0016	
9/12/2019	<0.002	
3/16/2020	<0.002	
9/11/2020	<0.002	
3/17/2021	<0.002	
8/18/2021	<0.002	
3/2/2022	<0.002	
8/11/2022	<0.002	
2/20/2023	<0.002	
8/14/2023	<0.002	
2/14/2024		<0.002

ND substitution: RL or RL/2 if <15% NDs.

Prediction Limit

Constituent: Vanadium (mg/L) Analysis Run 8/13/2024 11:05 AM View: Appendix I

Plant Wansley Client: Southern Company Data: Wansley Landfill

	GWC-7	GWC-7
9/7/2011	<0.0025	
10/30/2011	<0.0025	
12/5/2011	<0.0025	
1/25/2012	<0.0025	
7/18/2012	<0.0025	
1/7/2013	<0.0025	
7/9/2013	<0.0025	
1/14/2014	<0.0025	
6/24/2014	0.00087 (J)	
1/20/2015	0.00094 (J)	
7/27/2015	<0.0025	
1/26/2016	0.0011 (J)	
1/26/2017	0.0057	
8/4/2017	<0.0025	
1/23/2018	0.0042	
6/25/2018	0.0035	
1/21/2019	0.003	
6/25/2019	0.0035	
9/10/2019	0.0024	
3/12/2020	0.0019	
9/14/2020	0.0017	
3/16/2021	0.0025	
8/19/2021	0.002	
3/2/2022	0.0031	
8/11/2022	0.0023	
2/21/2023	0.0029	
8/9/2023	0.0033	
2/21/2024		0.0029

ND substitution: RL or RL/2 if <15% NDs.

Prediction Limit

Constituent: Vanadium (mg/L) Analysis Run 8/13/2024 11:05 AM View: Appendix I

Plant Wansley Client: Southern Company Data: Wansley Landfill

	GWC-8	GWC-8
9/7/2011	<0.001	
10/30/2011	<0.001	
12/5/2011	<0.001	
1/19/2012	<0.001	
7/18/2012	<0.001	
1/7/2013	<0.001	
7/9/2013	<0.001	
1/14/2014	<0.001	
6/24/2014	0.0014 (J)	
1/20/2015	0.0013 (J)	
7/27/2015	<0.001	
1/26/2016	<0.001	
1/26/2017	0.0038	
8/7/2017	<0.001	
1/24/2018	<0.001	
6/21/2018	0.0015 (J)	
1/22/2019	0.0015	
6/25/2019	0.0026	
9/10/2019	0.0014	
3/12/2020	<0.001	
9/14/2020	<0.001	
3/16/2021	0.0014	
8/20/2021	0.0012	
3/2/2022	0.0013	
8/11/2022	<0.001	
2/15/2023	0.00096 (J)	
8/9/2023	0.00063 (J)	
2/21/2024		0.00079 (J)

ND substitution: RL or RL/2 if <15% NDs.

Prediction Limit

Constituent: Vanadium (mg/L) Analysis Run 8/13/2024 11:05 AM View: Appendix I

Plant Wansley Client: Southern Company Data: Wansley Landfill

	GWC-9	GWC-9
9/7/2011	<0.001	
10/30/2011	<0.001	
12/4/2011	<0.001	
1/19/2012	<0.001	
7/18/2012	<0.001	
1/8/2013	<0.001	
7/9/2013	<0.001	
1/14/2014	0.0022 (J)	
6/24/2014	0.0022 (J)	
1/20/2015	0.0025 (J)	
7/27/2015	0.0024 (J)	
1/26/2016	<0.001	
1/31/2017	<0.001	
8/7/2017	<0.001	
1/24/2018	<0.001	
6/21/2018	<0.001	
1/22/2019	0.0014	
6/25/2019	0.002	
9/16/2019	0.0014	
3/16/2020	<0.001	
9/11/2020	<0.001	
3/16/2021	0.0011	
8/25/2021	<0.001	
3/9/2022	<0.001	
8/16/2022	0.0015	
2/15/2023	0.0009 (J)	
8/9/2023	0.00064 (J)	
2/19/2024		0.0007 (J)

ND substitution: RL or RL/2 if <15% NDs.

Prediction Limit

Constituent: Zinc (mg/L) Analysis Run 8/13/2024 11:05 AM View: Appendix I

Plant Wansley Client: Southern Company Data: Wansley Landfill

	GWA-1	GWA-1
9/16/2011	0.0071	
10/27/2011	0.0062	
12/13/2011	0.0065	
1/31/2012	0.0047	
7/18/2012	0.0044	
1/24/2013	0.0058	
7/17/2013	0.0028	
1/21/2014	0.0037	
6/25/2014	0.0026	
1/14/2015	0.003	
7/21/2015	0.0033	
1/21/2016	0.0043	
1/19/2017	0.0077 (J)	
8/3/2017	<0.005	
1/19/2018	<0.005	
6/19/2018	0.0068 (J)	
1/17/2019	0.0037 (J)	
6/24/2019	0.0048 (J)	
9/9/2019	0.0064	
3/10/2020	0.0036 (J)	
9/9/2020	0.078	
3/15/2021	<0.005	
8/16/2021	<0.005	
2/28/2022	0.0032 (J)	
8/9/2022	0.0066	
2/14/2023	0.0048 (J)	
8/9/2023	<0.005	
2/13/2024		0.0041 (J)

ND substitution: RL or RL/2 if <15% NDs.

Prediction Limit

Constituent: Zinc (mg/L) Analysis Run 8/13/2024 11:05 AM View: Appendix I

Plant Wansley Client: Southern Company Data: Wansley Landfill

	GWA-2	GWA-2
9/17/2011	0.0061	
10/27/2011	0.0059	
12/14/2011	0.0077	
2/7/2012	0.0053	
7/23/2012	0.0043	
1/23/2013	0.0054	
7/24/2013	0.004	
1/22/2014	0.0056	
7/1/2014	0.004	
1/22/2015	0.0051	
7/22/2015	0.0033	
1/20/2016	0.0029	
1/19/2017	<0.005	
8/2/2017	<0.005	
1/19/2018	<0.005	
6/19/2018	<0.005	
1/17/2019	0.0024 (J)	
6/24/2019	0.0046 (J)	
9/10/2019	0.0064	
3/10/2020	<0.005	
9/10/2020	<0.005	
3/15/2021	<0.005	
8/18/2021	0.0046 (J)	
3/1/2022	<0.005	
8/9/2022	0.0069	
2/14/2023	<0.005	
8/9/2023	<0.005	
2/14/2024		0.0031 (J)

ND substitution: RL or RL/2 if <15% NDs.

Prediction Limit

Constituent: Zinc (mg/L) Analysis Run 8/13/2024 11:05 AM View: Appendix I

Plant Wansley Client: Southern Company Data: Wansley Landfill

	GWA-28	GWA-28
9/16/2011	0.003	
10/28/2011	0.0073	
12/12/2011	0.0053	
1/25/2012	0.0046	
7/16/2012	0.0034	
1/24/2013	0.0049	
7/23/2013	0.0026	
1/22/2014	0.0052	
7/1/2014	0.0042	
1/21/2015	0.0038	
7/21/2015	0.0042	
1/22/2016	0.0041	
1/17/2017	<0.02	
8/1/2017	<0.02	
1/19/2018	<0.02	
6/19/2018	<0.02	
1/21/2019	0.0065	
6/25/2019	0.011	
9/10/2019	0.01	
3/10/2020	0.017	
9/9/2020	0.063	
3/15/2021	0.0057	
8/16/2021	0.0061	
3/1/2022	0.0057	
8/9/2022	0.0089	
2/14/2023	0.014	
8/9/2023	0.011	
2/14/2024		0.0059

ND substitution: RL or RL/2 if <15% NDs.

Prediction Limit

Constituent: Zinc (mg/L) Analysis Run 8/13/2024 11:05 AM View: Appendix I

Plant Wansley Client: Southern Company Data: Wansley Landfill

	GWA-29	GWA-29
9/17/2011	0.026	
10/28/2011	0.019	
12/12/2011	0.02	
1/31/2012	0.036	
7/17/2012	0.015	
1/24/2013	0.048	
7/24/2013	0.048	
1/22/2014	0.044	
7/8/2014	0.04 (D)	
1/21/2015	0.037	
7/22/2015	0.031	
1/19/2016	0.035 (D)	
1/17/2017	0.024	
8/1/2017	0.028	
1/19/2018	0.024	
6/19/2018	0.028	
1/18/2019	0.022	
6/25/2019	0.041	
9/10/2019	0.031	
3/10/2020	0.034	
9/9/2020	0.025	
3/15/2021	0.024	
8/18/2021	0.024	
3/2/2022	0.024	
8/9/2022	0.032	
2/13/2023	0.025	
8/8/2023	0.023	
2/14/2024		0.02

Prediction Limit

Constituent: Zinc (mg/L) Analysis Run 8/13/2024 11:05 AM View: Appendix I

Plant Wansley Client: Southern Company Data: Wansley Landfill

	GWA-3
8/31/2011	0.0037
6/25/2014	0.015
7/21/2015	0.042
8/1/2017	<0.02
6/20/2018	<0.02
1/18/2019	0.0088
6/25/2019	0.014
9/11/2019	0.02
3/10/2020	0.015
9/9/2020	0.013
3/15/2021	0.015
8/18/2021	0.038
3/1/2022	0.012
8/9/2022	0.026
2/14/2023	0.017
8/8/2023	0.015

ND substitution: RL or RL/2 if <15% NDs.

Prediction Limit

Constituent: Zinc (mg/L) Analysis Run 8/13/2024 11:05 AM View: Appendix I

Plant Wansley Client: Southern Company Data: Wansley Landfill

	GWA-4	GWA-4
8/31/2011	<0.005	
10/27/2011	<0.005	
12/14/2011	<0.005	
2/1/2012	<0.005	
7/23/2012	0.0037	
1/23/2013	<0.005	
7/17/2013	<0.005	
1/15/2014	0.00085 (J)	
6/25/2014	0.0014 (J)	
1/14/2015	0.0082	
7/21/2015	0.0015 (J)	
1/20/2016	0.0093	
1/17/2017	0.014 (J)	
8/2/2017	<0.005	
1/22/2018	<0.005	
6/19/2018	<0.005	
1/17/2019	<0.005	
6/24/2019	0.0036 (J)	
9/10/2019	0.006	
3/10/2020	0.052	
9/9/2020	<0.005	
3/15/2021	0.044	
8/18/2021	0.0034 (J)	
3/1/2022	<0.005	
8/9/2022	<0.005	
2/14/2023	0.0029 (J)	
8/9/2023	<0.005	
2/14/2024		<0.005

ND substitution: RL or RL/2 if <15% NDs.

Prediction Limit

Constituent: Zinc (mg/L) Analysis Run 8/13/2024 11:05 AM View: Appendix I

Plant Wansley Client: Southern Company Data: Wansley Landfill

	GWC-10	GWC-10
1/25/2016	0.0027	
2/1/2017	<0.005	
8/8/2017	<0.005	
1/25/2018	<0.005	
6/21/2018	<0.005	
1/31/2019	0.0039 (J)	
6/26/2019	0.0044 (J)	
9/17/2019	0.013	
3/17/2020	0.0044 (J)	
9/10/2020	0.13 (o)	
12/2/2020	0.011	
3/18/2021	0.004 (J)	
8/20/2021	<0.005	
3/8/2022	<0.005	
8/16/2022	<0.005	
2/15/2023	0.0047 (J)	
8/10/2023	0.0058	
2/20/2024		0.0042 (J)

ND substitution: RL or RL/2 if <15% NDs.

Prediction Limit

Constituent: Zinc (mg/L) Analysis Run 8/13/2024 11:05 AM View: Appendix I

Plant Wansley Client: Southern Company Data: Wansley Landfill

	GWC-11	GWC-11
9/13/2011	<0.005	
10/28/2011	<0.005	
12/4/2011	0.0025	
2/9/2012	<0.005	
7/18/2012	0.008	
1/8/2013	<0.005	
7/9/2013	<0.005	
1/15/2014	0.00052 (J)	
6/25/2014	0.00089 (J)	
1/21/2015	<0.005	
7/28/2015	0.0021 (J)	
1/26/2016	<0.005	
1/31/2017	<0.005	
8/7/2017	<0.005	
1/24/2018	<0.005	
6/20/2018	<0.005	
1/24/2019	<0.005	
6/26/2019	<0.005	
9/16/2019	0.005	
3/16/2020	<0.005	
9/10/2020	0.017	
3/17/2021	<0.005	
8/23/2021	<0.005	
3/7/2022	<0.005	
8/15/2022	<0.005	
2/21/2023	<0.005	
8/14/2023	<0.005	
2/14/2024		<0.005

ND substitution: RL or RL/2 if <15% NDs.

Prediction Limit

Constituent: Zinc (mg/L) Analysis Run 8/13/2024 11:05 AM View: Appendix I

Plant Wansley Client: Southern Company Data: Wansley Landfill

	GWC-12	GWC-12
9/13/2011	<0.005	
10/28/2011	<0.005	
12/4/2011	0.0027	
1/24/2012	<0.005	
7/11/2012	<0.005	
1/8/2013	<0.005	
7/10/2013	<0.005	
1/21/2014	0.0019 (J)	
7/1/2014	0.0087	
1/21/2015	<0.005	
7/28/2015	<0.005	
1/26/2016	<0.005	
1/31/2017	<0.005	
8/7/2017	<0.005	
1/24/2018	<0.005	
6/26/2018	<0.005	
1/25/2019	<0.005	
6/26/2019	<0.005	
9/11/2019	0.0056	
3/18/2020	<0.005	
9/10/2020	<0.005	
3/16/2021	<0.005	
8/19/2021	<0.005	
3/7/2022	<0.005	
8/16/2022	<0.005	
2/15/2023	<0.005	
8/14/2023	<0.005	
2/20/2024		<0.005

ND substitution: RL or RL/2 if <15% NDs.

Prediction Limit

Constituent: Zinc (mg/L) Analysis Run 8/13/2024 11:05 AM View: Appendix I

Plant Wansley Client: Southern Company Data: Wansley Landfill

	GWC-13	GWC-13
9/13/2011	<0.005	
10/28/2011	<0.005	
12/4/2011	0.0028	
1/24/2012	<0.005	
7/11/2012	<0.005	
1/8/2013	<0.005	
7/10/2013	<0.005	
1/21/2014	0.0026	
7/1/2014	0.0014 (J)	
1/21/2015	0.0018 (J)	
7/28/2015	<0.005	
1/27/2016	<0.005	
1/31/2017	<0.005	
8/4/2017	<0.005	
1/25/2018	<0.005	
6/20/2018	<0.005	
1/22/2019	<0.005	
6/25/2019	<0.005	
9/12/2019	0.0085	
3/12/2020	<0.005	
9/10/2020	0.0036 (J)	
3/17/2021	0.0039 (J)	
8/23/2021	<0.005	
3/8/2022	<0.005	
8/15/2022	0.0033 (J)	
2/21/2023	<0.005	
8/16/2023	<0.005	
2/19/2024		0.0056

ND substitution: RL or RL/2 if <15% NDs.

Prediction Limit

Constituent: Zinc (mg/L) Analysis Run 8/13/2024 11:05 AM View: Appendix I

Plant Wansley Client: Southern Company Data: Wansley Landfill

	GWC-14	GWC-14
9/13/2011	0.0039	
10/27/2011	0.0046	
12/3/2011	0.0028	
1/24/2012	0.0033	
7/11/2012	<0.0025	
1/8/2013	<0.0025	
7/10/2013	<0.0025	
1/21/2014	0.0036	
7/1/2014	0.0018 (J)	
1/14/2015	0.0035	
7/22/2015	0.005	
1/27/2016	0.0094	
2/1/2017	0.0084 (J)	
8/7/2017	0.012 (J)	
1/25/2018	0.0095 (J)	
6/20/2018	0.012 (J)	
1/22/2019	0.0094	
6/25/2019	0.014	
9/12/2019	0.019	
3/17/2020	0.014	
9/10/2020	0.014	
3/17/2021	0.014	
8/23/2021	0.017	
3/7/2022	0.014	
8/16/2022	0.014	
2/17/2023	0.015	
8/14/2023	0.017	
2/19/2024		0.018

Prediction Limit

Constituent: Zinc (mg/L) Analysis Run 8/13/2024 11:05 AM View: Appendix I

Plant Wansley Client: Southern Company Data: Wansley Landfill

	GWC-15	GWC-15
9/16/2011	<0.005	
10/27/2011	<0.005	
12/3/2011	<0.005	
2/9/2012	<0.005	
7/11/2012	<0.005	
1/8/2013	<0.005	
7/2/2013	<0.005	
1/21/2014	0.0017 (J)	
6/24/2014	<0.005	
1/14/2015	0.0013 (J)	
7/22/2015	<0.005	
1/27/2016	<0.005	
2/1/2017	<0.005	
8/4/2017	<0.005	
1/25/2018	<0.005	
6/20/2018	<0.005	
1/22/2019	<0.005	
6/25/2019	<0.005	
9/17/2019	0.0041 (J)	
3/16/2020	<0.005	
9/10/2020	<0.005	
3/18/2021	<0.005	
8/24/2021	<0.005	
3/7/2022	<0.005	
8/16/2022	<0.005	
2/21/2023	<0.005	
8/14/2023	<0.005	
2/21/2024		<0.005

ND substitution: RL or RL/2 if <15% NDs.

Prediction Limit

Constituent: Zinc (mg/L) Analysis Run 8/13/2024 11:05 AM View: Appendix I

Plant Wansley Client: Southern Company Data: Wansley Landfill

	GWC-16	GWC-16
8/30/2011	0.0081	
10/26/2011	0.0035	
12/3/2011	0.0033	
1/25/2012	<0.005	
7/11/2012	<0.005	
1/8/2013	<0.005	
7/2/2013	<0.005	
1/14/2014	0.00074 (J)	
6/25/2014	0.00071 (J)	
1/13/2015	0.0015 (J)	
7/22/2015	<0.005	
1/27/2016	<0.005	
2/1/2017	<0.005	
8/7/2017	<0.005	
1/25/2018	<0.005	
6/20/2018	<0.005	
1/25/2019	<0.005	
6/25/2019	<0.005	
9/11/2019	0.0062	
3/17/2020	<0.005	
9/11/2020	0.0033 (J)	
3/17/2021	<0.005	
8/20/2021	<0.005	
3/8/2022	<0.005	
8/16/2022	<0.005	
2/20/2023	<0.005	
8/14/2023	<0.005	
2/21/2024		<0.005

ND substitution: RL or RL/2 if <15% NDs.

Prediction Limit

Constituent: Zinc (mg/L) Analysis Run 8/13/2024 11:05 AM View: Appendix I

Plant Wansley Client: Southern Company Data: Wansley Landfill

	GWC-17	GWC-17
8/30/2011	0.0035	
10/26/2011	0.0032	
12/3/2011	0.0027	
1/25/2012	<0.005	
7/11/2012	<0.005	
1/8/2013	<0.005	
7/16/2013	<0.005	
1/14/2014	0.0021 (J)	
6/25/2014	0.0012 (J)	
1/14/2015	0.0015 (J)	
7/28/2015	<0.005	
1/27/2016	<0.005	
2/1/2017	<0.005	
8/7/2017	<0.005	
1/25/2018	<0.005	
6/26/2018	<0.005	
1/24/2019	<0.005	
6/25/2019	<0.005	
9/11/2019	0.012	
3/17/2020	<0.005	
9/14/2020	0.0048 (J)	
3/16/2021	<0.005	
8/20/2021	<0.005	
3/8/2022	<0.005	
8/11/2022	0.003 (J)	
2/20/2023	<0.005	
8/10/2023	<0.005	
2/20/2024		<0.005

ND substitution: RL or RL/2 if <15% NDs.

Prediction Limit

Constituent: Zinc (mg/L) Analysis Run 8/13/2024 11:05 AM View: Appendix I

Plant Wansley Client: Southern Company Data: Wansley Landfill

	GWC-18	GWC-18
8/30/2011	<0.005	
10/26/2011	0.0025	
12/3/2011	0.0027	
2/9/2012	<0.005	
7/11/2012	<0.005	
1/8/2013	<0.005	
7/16/2013	<0.005	
1/14/2014	0.0005 (J)	
6/24/2014	0.00099 (J)	
1/13/2015	0.00063 (J)	
7/23/2015	<0.005	
1/27/2016	<0.005	
2/1/2017	<0.005	
8/7/2017	<0.005	
1/25/2018	<0.005	
6/21/2018	<0.005	
1/28/2019	0.0033 (J)	
6/27/2019	<0.005	
9/11/2019	0.0038 (J)	
3/17/2020	<0.005	
9/14/2020	0.0053	
3/16/2021	<0.005	
8/24/2021	<0.005	
3/8/2022	<0.005	
8/11/2022	<0.005	
2/20/2023	<0.005	
8/9/2023	0.0033 (J)	
2/21/2024		<0.005

ND substitution: RL or RL/2 if <15% NDs.

Prediction Limit

Constituent: Zinc (mg/L) Analysis Run 8/13/2024 11:05 AM View: Appendix I

Plant Wansley Client: Southern Company Data: Wansley Landfill

	GWC-19	GWC-19
8/30/2011	0.0035	
10/26/2011	0.0054	
12/3/2011	0.0046	
2/8/2012	<0.005	
7/11/2012	<0.005	
1/8/2013	<0.005	
7/16/2013	<0.005	
1/21/2014	0.0025	
6/24/2014	0.0014 (J)	
1/13/2015	0.0019 (J)	
7/23/2015	0.0025	
1/27/2016	<0.005	
2/2/2017	<0.005	
8/7/2017	<0.005	
1/25/2018	<0.005	
6/21/2018	<0.005	
1/28/2019	0.0049 (J)	
6/26/2019	0.0038 (J)	
9/12/2019	0.0086	
3/18/2020	0.0078	
9/15/2020	0.0037 (J)	
3/17/2021	0.0056	
8/24/2021	0.0034 (J)	
3/8/2022	0.0056	
8/11/2022	<0.005	
2/21/2023	0.0072	
8/9/2023	0.0032 (J)	
2/21/2024		0.0065

ND substitution: RL or RL/2 if <15% NDs.

Prediction Limit

Constituent: Zinc (mg/L) Analysis Run 8/13/2024 11:05 AM View: Appendix I

Plant Wansley Client: Southern Company Data: Wansley Landfill

	GWC-20	GWC-20
8/31/2011	<0.005	
10/27/2011	0.0038	
12/4/2011	0.0028	
2/8/2012	<0.005	
7/11/2012	<0.005	
1/8/2013	<0.005	
7/16/2013	<0.005	
1/21/2014	0.0018 (J)	
6/24/2014	0.0006 (J)	
1/13/2015	0.00086 (J)	
7/23/2015	<0.005	
1/27/2016	<0.005	
2/2/2017	<0.005	
8/7/2017	0.013 (J)	
1/26/2018	<0.005	
6/21/2018	<0.005	
1/28/2019	0.014	
6/25/2019	<0.005	
9/11/2019	0.0061	
3/18/2020	<0.005	
9/15/2020	<0.005	
3/16/2021	<0.005	
8/24/2021	<0.005	
3/7/2022	<0.005	
8/16/2022	0.004 (J)	
2/22/2023	0.0035 (J)	
8/9/2023	<0.005	
2/20/2024		<0.005

ND substitution: RL or RL/2 if <15% NDs.

Prediction Limit

Constituent: Zinc (mg/L) Analysis Run 8/13/2024 11:05 AM View: Appendix I

Plant Wansley Client: Southern Company Data: Wansley Landfill

	GWC-21	GWC-21
8/31/2011	0.01	
10/27/2011	0.0087	
12/4/2011	0.0093	
2/8/2012	0.0086	
7/17/2012	0.009	
1/9/2013	0.006	
7/16/2013	0.0052	
1/21/2014	0.0066	
6/24/2014	0.0059	
1/13/2015	0.005	
7/23/2015	0.0042	
1/26/2016	0.0043	
2/2/2017	<0.005	
8/7/2017	<0.005	
1/26/2018	<0.005	
6/20/2018	<0.005	
1/24/2019	0.0034 (J)	
6/25/2019	0.0039 (J)	
9/11/2019	0.0068	
3/18/2020	0.0052	
9/15/2020	0.0052	
3/16/2021	0.0033 (J)	
8/19/2021	<0.005	
3/7/2022	0.0029 (J)	
8/16/2022	0.0093	
2/21/2023	0.0038 (J)	
8/9/2023	<0.005	
2/19/2024		<0.005

ND substitution: RL or RL/2 if <15% NDs.

Prediction Limit

Constituent: Zinc (mg/L) Analysis Run 8/13/2024 11:05 AM View: Appendix I

Plant Wansley Client: Southern Company Data: Wansley Landfill

	GWC-22	GWC-22
9/15/2011	0.0058	
10/29/2011	0.0031	
12/13/2011	0.0068	
1/25/2012	<0.005	
7/18/2012	0.0056	
1/22/2013	<0.005	
7/16/2013	<0.005	
1/21/2014	<0.005	
6/25/2014	0.00094 (J)	
1/14/2015	0.00073 (J)	
7/23/2015	<0.005	
1/26/2016	<0.005	
2/3/2017	<0.005	
8/8/2017	<0.005	
1/25/2018	<0.005	
6/20/2018	<0.005	
1/24/2019	<0.005	
6/25/2019	<0.005	
9/10/2019	0.0061	
3/18/2020	<0.005	
9/10/2020	<0.005	
3/15/2021	<0.005	
8/19/2021	<0.005	
3/8/2022	<0.005	
8/17/2022	<0.005	
2/14/2023	0.012	
8/14/2023	<0.005	
2/14/2024		0.0031 (J)

ND substitution: RL or RL/2 if <15% NDs.

Prediction Limit

Constituent: Zinc (mg/L) Analysis Run 8/13/2024 11:05 AM View: Appendix I

Plant Wansley Client: Southern Company Data: Wansley Landfill

	GWC-23	GWC-23
9/16/2011	0.0058	
10/29/2011	0.0032	
12/13/2011	0.0074	
1/31/2012	0.0031	
7/18/2012	0.0054	
1/22/2013	0.0061	
7/23/2013	0.0038	
1/22/2014	0.0035	
7/1/2014	0.0031	
1/22/2015	0.0049	
7/29/2015	0.0024 (J)	
1/21/2016	<0.005	
2/3/2017	<0.005	
8/8/2017	<0.005	
1/25/2018	<0.005	
6/20/2018	<0.005	
1/25/2019	<0.005	
6/26/2019	<0.005	
9/12/2019	0.0042 (J)	
3/18/2020	<0.005	
9/10/2020	0.004 (J)	
3/18/2021	<0.005	
8/23/2021	0.032 (o)	
3/9/2022	<0.005	
8/16/2022	0.016	
2/21/2023	<0.005	
8/15/2023	<0.005	
2/19/2024		<0.005

ND substitution: RL or RL/2 if <15% NDs.

Prediction Limit

Constituent: Zinc (mg/L) Analysis Run 8/13/2024 11:05 AM View: Appendix I

Plant Wansley Client: Southern Company Data: Wansley Landfill

	GWC-24	GWC-24
7/8/2014	0.0043	
7/31/2015	0.0052	
1/20/2016	0.0086	
2/3/2017	0.0094 (J)	
8/8/2017	0.0098 (J)	
1/25/2018	<0.02	
6/27/2018	<0.02	
1/31/2019	0.006	
6/26/2019	0.0062	
9/11/2019	0.0081	
3/12/2020	0.008	
9/15/2020	0.0073	
3/18/2021	0.0064	
8/19/2021	0.014	
3/10/2022	0.0037 (J)	
8/18/2022	0.006	
2/16/2023	0.0059	
8/16/2023	0.0034 (J)	
2/22/2024		0.024

ND substitution: RL or RL/2 if <15% NDs.

Prediction Limit

Constituent: Zinc (mg/L) Analysis Run 8/13/2024 11:05 AM View: Appendix I

Plant Wansley Client: Southern Company Data: Wansley Landfill

	GWC-25	GWC-25
9/17/2011	0.0028	
10/31/2011	0.003	
12/14/2011	0.0029	
2/7/2012	0.0092	
7/17/2012	0.01	
7/24/2013	0.033	
1/23/2014	0.015	
7/8/2014	0.011	
1/21/2015	0.0057	
7/30/2015	0.0072	
1/21/2016	0.017	
1/24/2017	0.0085 (J)	
8/3/2017	<0.005	
1/25/2018	0.009 (J)	
6/27/2018	0.0086 (J)	
1/24/2019	0.013	
6/25/2019	0.01	
9/11/2019	0.037	
3/12/2020	0.0089	
9/14/2020	0.024	
3/17/2021	0.0088	
8/19/2021	0.0076	
3/8/2022	<0.005	
8/10/2022	0.02	
2/21/2023	0.0069	
8/15/2023	0.0098	
2/21/2024		0.0042 (J)

ND substitution: RL or RL/2 if <15% NDs.

Prediction Limit

Constituent: Zinc (mg/L) Analysis Run 8/13/2024 11:05 AM View: Appendix I

Plant Wansley Client: Southern Company Data: Wansley Landfill

	GWC-26	GWC-26
9/17/2011	0.0061	
10/29/2011	0.0038	
12/14/2011	0.0033	
2/7/2012	0.0036	
7/17/2012	0.0028	
1/24/2013	<0.005	
7/24/2013	<0.005	
1/23/2014	0.019	
7/8/2014	0.0048	
1/21/2015	0.0022 (J)	
7/31/2015	<0.005	
1/25/2016	0.0035	
1/19/2017	0.015 (J)	
8/3/2017	<0.005	
1/22/2018	<0.005	
6/27/2018	<0.005	
1/24/2019	<0.005	
6/25/2019	0.0045 (J)	
9/12/2019	0.0059	
3/13/2020	0.0087	
9/15/2020	0.0042 (J)	
3/17/2021	<0.005	
8/19/2021	0.0049 (J)	
3/9/2022	<0.005	
8/10/2022	0.0053	
2/21/2023	<0.005	
8/16/2023	<0.005	
2/20/2024		<0.005

ND substitution: RL or RL/2 if <15% NDs.

Prediction Limit

Constituent: Zinc (mg/L) Analysis Run 8/13/2024 11:05 AM View: Appendix I

Plant Wansley Client: Southern Company Data: Wansley Landfill

	GWC-27	GWC-27
9/17/2011	0.0044	
10/29/2011	0.0049	
12/14/2011	0.0057	
1/25/2012	0.0051	
7/17/2012	0.015	
1/24/2013	0.0041	
7/24/2013	0.0036	
1/23/2014	0.02	
7/8/2014	0.0032	
1/21/2015	0.0039	
7/30/2015	0.0033	
1/22/2016	0.012	
1/20/2017	<0.005	
8/3/2017	<0.005	
1/19/2018	<0.005	
6/27/2018	<0.005	
1/24/2019	0.0041 (J)	
6/26/2019	<0.005	
9/12/2019	0.0079	
3/12/2020	0.0051	
9/9/2020	0.0079	
3/18/2021	<0.005	
8/23/2021	<0.005	
3/8/2022	<0.005	
8/10/2022	0.0071	
2/20/2023	<0.005	
8/15/2023	<0.005	
2/20/2024		<0.005

ND substitution: RL or RL/2 if <15% NDs.

Prediction Limit

Constituent: Zinc (mg/L) Analysis Run 8/13/2024 11:05 AM View: Appendix I

Plant Wansley Client: Southern Company Data: Wansley Landfill

	GWC-30	GWC-30
9/15/2011	<0.005	
10/28/2011	0.0062	
12/13/2011	0.003	
2/8/2012	0.009	
7/18/2012	<0.005	
1/24/2013	0.0066	
7/24/2013	<0.005	
1/23/2014	0.0028	
7/1/2014	0.0014 (J)	
1/20/2015	<0.005	
7/30/2015	<0.005	
1/19/2016	<0.005	
1/24/2017	<0.005	
8/4/2017	<0.005	
1/24/2018	<0.005	
6/21/2018	<0.005	
1/30/2019	<0.005	
6/27/2019	<0.005	
9/10/2019	0.019	
3/11/2020	0.022	
9/10/2020	<0.005	
3/18/2021	0.078 (o)	
8/23/2021	<0.005	
3/2/2022	<0.005	
8/10/2022	<0.005	
2/14/2023	<0.005	
8/16/2023	<0.005	
2/21/2024		<0.005

ND substitution: RL or RL/2 if <15% NDs.

Prediction Limit

Constituent: Zinc (mg/L) Analysis Run 8/13/2024 11:05 AM View: Appendix I

Plant Wansley Client: Southern Company Data: Wansley Landfill

	GWC-31	GWC-31
9/17/2011	0.02	
10/31/2011	0.028	
2/7/2012	0.0091	
1/23/2013	0.014	
1/23/2014	0.012	
7/1/2014	0.015	
1/21/2015	0.0081	
1/25/2016	0.0067	
1/25/2017	<0.02	
8/4/2017	0.033	
1/23/2018	0.026	
6/27/2018	0.012 (J)	
1/31/2019	0.008	
6/26/2019	0.011	
9/11/2019	0.081	
3/17/2020	0.044	
9/11/2020	0.0094	
3/16/2021	0.014	
8/25/2021	0.0074	
3/10/2022	0.0066	
8/16/2022	0.016	
2/22/2023	0.011	
8/16/2023	0.022	
2/21/2024		0.0041 (J)

ND substitution: RL or RL/2 if <15% NDs.

Prediction Limit

Constituent: Zinc (mg/L) Analysis Run 8/13/2024 11:05 AM View: Appendix I

Plant Wansley Client: Southern Company Data: Wansley Landfill

	GWC-32	GWC-32
9/15/2011	0.11	
10/31/2011	0.099	
12/13/2011	0.11	
2/1/2012	0.1	
7/17/2012	0.084	
1/23/2013	0.06	
7/24/2013	0.073	
1/23/2014	0.038	
7/1/2014	0.054	
1/20/2015	0.033	
7/30/2015	0.029	
1/25/2016	0.037	
1/26/2017	0.07	
8/3/2017	0.059	
1/23/2018	0.065	
6/26/2018	0.047	
1/30/2019	0.053	
6/27/2019	0.082	
9/12/2019	0.098	
3/18/2020	0.13	
9/15/2020	0.07	
3/17/2021	0.081	
8/24/2021	0.022	
3/9/2022	0.024	
8/10/2022	0.017	
2/15/2023	0.024	
8/15/2023	0.019	
2/20/2024		0.028

Prediction Limit

Constituent: Zinc (mg/L) Analysis Run 8/13/2024 11:05 AM View: Appendix I

Plant Wansley Client: Southern Company Data: Wansley Landfill

	GWC-33	GWC-33
9/16/2011	0.0033	
10/30/2011	0.0071	
12/13/2011	0.0062	
2/1/2012	0.0033	
7/17/2012	0.0083	
1/23/2013	0.0038	
7/17/2013	0.0059	
1/23/2014	0.008	
1/20/2015	0.0058	
7/29/2015	0.0049	
1/25/2016	0.0046	
1/25/2017	<0.005	
8/4/2017	<0.005	
1/23/2018	<0.005	
6/26/2018	<0.005	
1/30/2019	0.0096	
6/26/2019	0.0056	
9/12/2019	0.01	
3/12/2020	0.0061	
9/16/2020	0.012	
3/18/2021	<0.005	
8/24/2021	<0.005	
3/9/2022	0.12 (o)	
5/4/2022	0.022 (R)	
8/15/2022	0.018	
2/20/2023	0.0038 (J)	
8/15/2023	<0.005	
2/20/2024		<0.005

ND substitution: RL or RL/2 if <15% NDs.

Prediction Limit

Constituent: Zinc (mg/L) Analysis Run 8/13/2024 11:05 AM View: Appendix I

Plant Wansley Client: Southern Company Data: Wansley Landfill

	GWC-34	GWC-34
9/16/2011	0.0029	
10/31/2011	<0.005	
12/12/2011	0.0027	
2/1/2012	<0.005	
7/16/2012	<0.005	
1/22/2013	<0.005	
7/17/2013	<0.005	
1/23/2014	0.0034	
6/25/2014	0.00083 (J)	
1/14/2015	0.0014 (J)	
7/29/2015	<0.005	
1/21/2016	<0.005	
1/25/2017	<0.005	
8/3/2017	<0.005	
1/23/2018	<0.005	
6/20/2018	<0.005	
1/28/2019	0.0031 (J)	
6/26/2019	<0.005	
9/11/2019	0.0068	
3/11/2020	0.0032 (J)	
9/11/2020	<0.005	
3/16/2021	<0.005	
8/24/2021	<0.005	
3/2/2022	<0.005	
8/10/2022	0.0049 (J)	
2/20/2023	<0.005	
8/16/2023	<0.005	
2/22/2024		<0.005

ND substitution: RL or RL/2 if <15% NDs.

Prediction Limit

Constituent: Zinc (mg/L) Analysis Run 8/13/2024 11:05 AM View: Appendix I

Plant Wansley Client: Southern Company Data: Wansley Landfill

	GWC-35	GWC-35
9/16/2011	0.006	
10/31/2011	0.0055	
12/12/2011	0.006	
2/1/2012	0.0046	
7/16/2012	0.0038	
1/22/2013	0.0028	
7/2/2013	0.0025	
1/21/2014	0.0036	
6/25/2014	0.0021 (J)	
1/14/2015	0.0022 (J)	
7/28/2015	0.0016 (J)	
1/21/2016	0.0016 (J)	
1/26/2017	<0.005	
8/3/2017	<0.005	
1/23/2018	<0.005	
6/19/2018	<0.005	
1/21/2019	<0.005	
6/26/2019	<0.005	
9/12/2019	0.0045 (J)	
3/11/2020	0.0034 (J)	
9/11/2020	<0.005	
3/16/2021	<0.005	
8/18/2021	<0.005	
3/2/2022	<0.005	
8/15/2022	0.014	
2/20/2023	<0.005	
8/16/2023	<0.005	
2/22/2024		<0.005

ND substitution: RL or RL/2 if <15% NDs.

Prediction Limit

Constituent: Zinc (mg/L) Analysis Run 8/13/2024 11:05 AM View: Appendix I

Plant Wansley Client: Southern Company Data: Wansley Landfill

	GWC-5	GWC-5
8/31/2011	<0.005	
10/27/2011	0.0025	
12/5/2011	<0.005	
1/25/2012	<0.005	
7/18/2012	<0.005	
1/9/2013	<0.005	
7/17/2013	0.0043	
1/15/2014	0.0023 (J)	
6/25/2014	0.0022 (J)	
1/13/2015	0.0027	
7/24/2015	0.002 (J)	
1/20/2016	0.0022 (J)	
1/26/2017	<0.005	
8/3/2017	<0.005	
1/23/2018	<0.005	
6/25/2018	<0.005	
1/30/2019	<0.005	
6/26/2019	<0.005	
9/12/2019	0.0067	
3/16/2020	0.0033 (J)	
9/9/2020	<0.005	
3/17/2021	<0.005	
8/19/2021	<0.005	
3/2/2022	<0.005	
8/11/2022	0.0053	
2/20/2023	0.0033 (J)	
8/14/2023	0.005	
2/14/2024		0.0031 (J)

ND substitution: RL or RL/2 if <15% NDs.

Prediction Limit

Constituent: Zinc (mg/L) Analysis Run 8/13/2024 11:05 AM View: Appendix I

Plant Wansley Client: Southern Company Data: Wansley Landfill

	GWC-6	GWC-6
8/31/2011	0.0037	
10/30/2011	0.0043	
12/5/2011	0.0047	
1/25/2012	<0.005	
7/24/2012	<0.005	
1/8/2013	<0.005	
7/9/2013	<0.005	
1/15/2014	0.0034	
6/25/2014	0.002 (J)	
1/20/2015	<0.005	
7/24/2015	0.0017 (J)	
1/20/2016	0.0018 (J)	
1/26/2017	<0.005	
8/3/2017	<0.005	
1/23/2018	<0.005	
6/25/2018	<0.005	
1/30/2019	<0.005	
6/26/2019	0.0033 (J)	
9/12/2019	0.049 (o)	
3/16/2020	0.0032 (J)	
9/11/2020	0.0071	
3/17/2021	<0.005	
8/18/2021	0.0034 (J)	
3/2/2022	<0.005	
8/11/2022	0.0051	
2/20/2023	<0.005	
8/14/2023	<0.005	
2/14/2024		<0.005

ND substitution: RL or RL/2 if <15% NDs.

Prediction Limit

Constituent: Zinc (mg/L) Analysis Run 8/13/2024 11:05 AM View: Appendix I

Plant Wansley Client: Southern Company Data: Wansley Landfill

	GWC-7	GWC-7
9/7/2011	<0.005	
10/30/2011	<0.005	
12/5/2011	<0.005	
1/25/2012	<0.005	
7/18/2012	0.0035	
1/7/2013	0.0033	
7/9/2013	0.0035	
1/14/2014	0.0022 (J)	
6/24/2014	0.01	
1/20/2015	0.0018 (J)	
7/27/2015	<0.005	
1/26/2016	0.0016 (J)	
1/26/2017	<0.005	
8/4/2017	<0.005	
1/23/2018	<0.005	
6/25/2018	<0.005	
1/21/2019	<0.005	
6/25/2019	<0.005	
9/10/2019	0.0063	
3/12/2020	0.038 (o)	
9/14/2020	0.0041 (J)	
3/16/2021	<0.005	
8/19/2021	<0.005	
3/2/2022	<0.005	
8/11/2022	0.0038 (J)	
2/21/2023	<0.005	
8/9/2023	<0.005	
2/21/2024		<0.005

ND substitution: RL or RL/2 if <15% NDs.

Prediction Limit

Constituent: Zinc (mg/L) Analysis Run 8/13/2024 11:05 AM View: Appendix I

Plant Wansley Client: Southern Company Data: Wansley Landfill

	GWC-8	GWC-8
9/7/2011	0.0029	
10/30/2011	<0.005	
12/5/2011	0.004	
1/19/2012	0.0029	
7/18/2012	0.006	
1/7/2013	<0.005	
7/9/2013	<0.005	
1/14/2014	0.002 (J)	
6/24/2014	0.0011 (J)	
1/20/2015	0.0018 (J)	
7/27/2015	0.0015 (J)	
1/26/2016	<0.005	
1/26/2017	<0.005	
8/7/2017	0.0086 (J)	
1/24/2018	<0.005	
6/21/2018	<0.005	
1/22/2019	<0.005	
6/25/2019	0.0043 (J)	
9/10/2019	0.0051	
3/12/2020	0.044 (o)	
9/14/2020	0.0079	
3/16/2021	0.0045 (J)	
8/20/2021	0.0046 (J)	
3/2/2022	0.0037 (J)	
8/11/2022	0.012	
2/15/2023	0.0029 (J)	
8/9/2023	<0.005	
2/21/2024		<0.005

ND substitution: RL or RL/2 if <15% NDs.

Prediction Limit

Constituent: Zinc (mg/L) Analysis Run 8/13/2024 11:05 AM View: Appendix I

Plant Wansley Client: Southern Company Data: Wansley Landfill

	GWC-9	GWC-9
9/7/2011	0.016	
10/30/2011	0.004	
12/4/2011	0.0086	
1/19/2012	0.0081	
7/18/2012	0.0058	
1/8/2013	0.0034	
7/9/2013	<0.005	
1/14/2014	0.003	
6/24/2014	0.0016 (J)	
1/20/2015	0.0021 (J)	
7/27/2015	<0.005	
1/26/2016	<0.005	
1/31/2017	<0.005	
8/7/2017	<0.005	
1/24/2018	<0.005	
6/21/2018	<0.005	
1/22/2019	<0.005	
6/25/2019	0.005	
9/16/2019	0.0049 (J)	
3/16/2020	0.0094	
9/11/2020	0.0055	
3/16/2021	0.0048 (J)	
8/25/2021	<0.005	
3/9/2022	0.003 (J)	
8/16/2022	0.096 (o)	
10/12/2022	0.043 (Ro)	
2/15/2023	0.015	
8/9/2023	0.015	
2/19/2024		0.019

ND substitution: RL or RL/2 if <15% NDs.

FIGURE H.

Appendix I Interwell Prediction Limits - Two-Step - Significant Results

Plant Wansley Client: Southern Company Data: Wansley Landfill Printed 4/18/2024, 10:17 AM

Constituent	Well	Upper Lim.	Date	Observ.	Sig.	Bg N	Bg Mean	Std. Dev.	%NDs	ND Adj.	Transform	Alpha	Method
Antimony (mg/L)	**GWC-13**	**0.0021**	**2/19/2024**	**0.0027**	**Yes**	**193**	**n/a**	**n/a**	**93.78**	**n/a**	**n/a**	**0.00005287**	**NP Inter (NDs) 1 of 2**

Appendix I Interwell Prediction Limits - Two-Step - All Results

Plant Wansley Client: Southern Company Data: Wansley Landfill Printed 4/18/2024, 10:17 AM

Constituent	Well	Upper Lim.	Date	Observ.	Sig.	Bg N	Bg Mean	Std. Dev.	%NDs	ND Adj.	Transform	Alpha	Method
Antimony (mg/L)	**GWC-13**	**0.0021**	**2/19/2024**	**0.0027**	**Yes**	**193**	**n/a**	**n/a**	**93.78**	**n/a**	**n/a**	**0.00005287**	**NP Inter (NDs) 1 of 2**
Barium (mg/L)	GWC-17	0.19	2/20/2024	0.027	No	193	n/a	n/a	13.47	n/a	n/a	0.00005287	NP Inter (normality) 1 of 2
Barium (mg/L)	GWC-34	0.19	2/22/2024	0.016	No	193	n/a	n/a	13.47	n/a	n/a	0.00005287	NP Inter (normality) 1 of 2
Barium (mg/L)	GWC-35	0.19	2/22/2024	0.046	No	193	n/a	n/a	13.47	n/a	n/a	0.00005287	NP Inter (normality) 1 of 2
Copper (mg/L)	GWC-34	0.018	2/22/2024	0.0023	No	156	n/a	n/a	71.79	n/a	n/a	0.00008041	NP Inter (NDs) 1 of 2
Zinc (mg/L)	GWC-24	0.078	2/22/2024	0.024	No	156	n/a	n/a	23.08	n/a	n/a	0.00008041	NP Inter (normality) 1 of 2

Sanitas™ v.10.0.16 . UG
Hollow symbols indicate censored values.
Exceeds Limit: GWC-13

Prediction Limit

Interwell Non-parametric

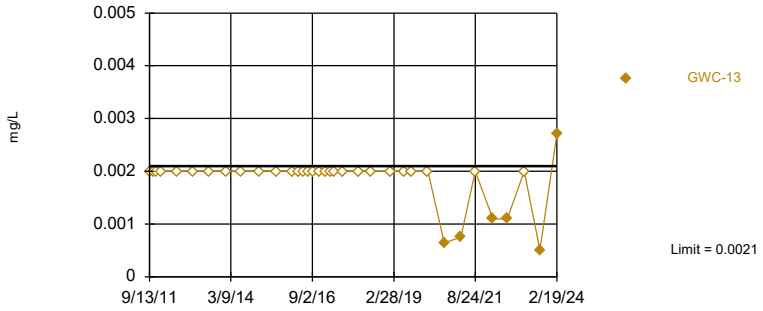

Non-parametric test used in lieu of parametric prediction limit because censored data exceeded 50%. Limit is highest of 193 background values. 93.78% NDs. Annual per-constituent alpha = 0.003062. Individual comparison alpha = 0.00005287 (1 of 2). Assumes 28 future values.

Constituent: Antimony Analysis Run 4/18/2024 10:16 AM View: Appendix I - Two-Step
Plant Wansley Client: Southern Company Data: Wansley Landfill

Sanitas™ v.10.0.16 . UG
Within Limit

Prediction Limit

Interwell Non-parametric

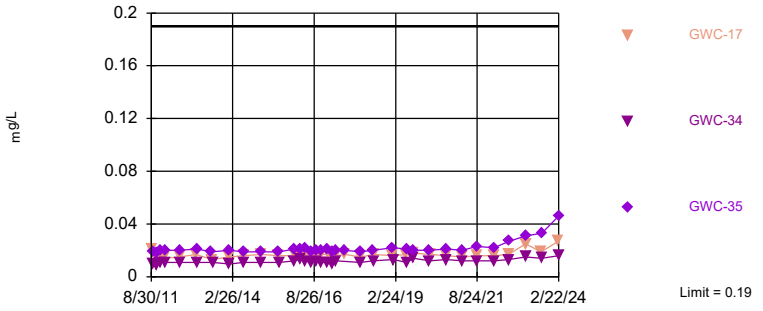

Non-parametric test used in lieu of parametric prediction limit because the Chi Squared normality test showed the data to be non-normal at the 0.01 alpha level. Limit is highest of 193 background values. 13.47% NDs. Annual per-constituent alpha = 0.003062. Individual comparison alpha = 0.00005287 (1 of 2). Comparing 3 points to limit. Assumes 26 future values.

Constituent: Barium Analysis Run 4/18/2024 10:16 AM View: Appendix I - Two-Step
Plant Wansley Client: Southern Company Data: Wansley Landfill

Sanitas™ v.10.0.16 . UG
Hollow symbols indicate censored values.
Within Limit

Prediction Limit

Interwell Non-parametric

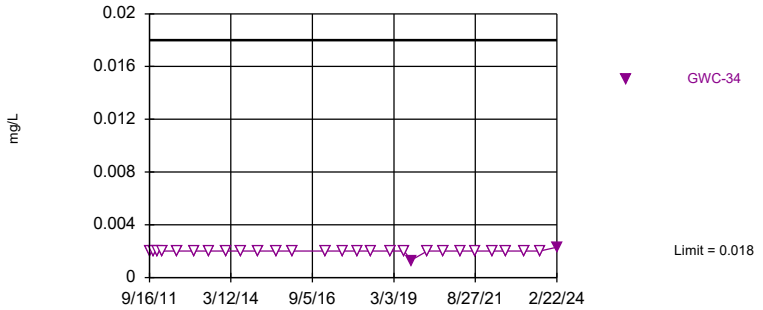

Non-parametric test used in lieu of parametric prediction limit because censored data exceeded 50%. Limit is highest of 156 background values. 71.79% NDs. Annual per-constituent alpha = 0.004653. Individual comparison alpha = 0.00008041 (1 of 2). Assumes 28 future values.

Constituent: Copper Analysis Run 4/18/2024 10:16 AM View: Appendix I - Two-Step
Plant Wansley Client: Southern Company Data: Wansley Landfill

Sanitas™ v.10.0.16 . UG
Hollow symbols indicate censored values.
Within Limit

Prediction Limit

Interwell Non-parametric

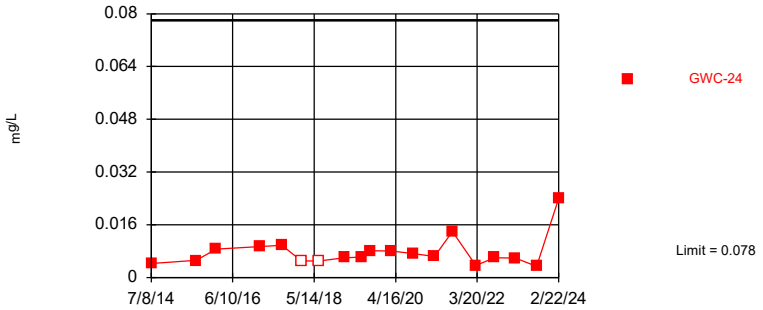

Non-parametric test used in lieu of parametric prediction limit because the Chi Squared normality test showed the data to be non-normal at the 0.01 alpha level. Limit is highest of 156 background values. 23.08% NDs. Annual per-constituent alpha = 0.004653. Individual comparison alpha = 0.00008041 (1 of 2). Assumes 28 future values.

Constituent: Zinc Analysis Run 4/18/2024 10:16 AM View: Appendix I - Two-Step
Plant Wansley Client: Southern Company Data: Wansley Landfill

Prediction Limit

Constituent: Antimony (mg/L) Analysis Run 4/18/2024 10:17 AM View: Appendix I - Two-Step

Plant Wansley Client: Southern Company Data: Wansley Landfill

	GWA-3 (bg)	GWA-4 (bg)	GWC-13	GWA-1 (bg)	GWA-28 (bg)	GWA-2 (bg)	GWA-29 (bg)
8/31/2011	<0.002	<0.002					
9/13/2011			<0.002				
9/16/2011				<0.002	<0.002		
9/17/2011						<0.002	<0.002
10/27/2011		<0.002		<0.002		<0.002	
10/28/2011			<0.002		<0.002		<0.002
12/4/2011			<0.002				
12/12/2011					<0.002		<0.002
12/13/2011				<0.002			
12/14/2011		<0.002				<0.002	
1/24/2012			<0.002				
1/25/2012					<0.002		
1/31/2012				<0.002			<0.002
2/1/2012		<0.002					
2/7/2012						<0.002	
7/11/2012			<0.002				
7/16/2012					<0.002		
7/17/2012							<0.002
7/18/2012				<0.002			
7/23/2012		<0.002				<0.002	
1/8/2013			<0.002				
1/23/2013		<0.002				<0.002	
1/24/2013				<0.002	<0.002		<0.002
7/10/2013			<0.002				
7/17/2013		<0.002		<0.002			
7/23/2013					<0.002		
7/24/2013						<0.002	<0.002
1/15/2014		<0.002					
1/21/2014			<0.002	<0.002			
1/22/2014					<0.002	<0.002	<0.002
6/25/2014	<0.002	<0.002		<0.002			
7/1/2014			<0.002		<0.002	<0.002	
7/8/2014							<0.002 (D)
1/14/2015		<0.002		<0.002			
1/21/2015			<0.002		<0.002		<0.002
1/22/2015						<0.002	
7/21/2015	<0.002	<0.002		<0.002	<0.002		
7/22/2015						<0.002	<0.002
7/28/2015			<0.002				
1/19/2016							<0.002 (D)
1/20/2016		<0.002				<0.002	
1/21/2016				<0.002			
1/22/2016					<0.002		
1/27/2016			<0.002				
3/22/2016					<0.002		0.00113 (J)
3/23/2016		<0.002		<0.002		0.00069 (J)	
3/29/2016			<0.002				
3/31/2016	0.000602 (J)						
5/19/2016		<0.002					0.00103 (J)
5/20/2016				<0.002			
5/23/2016					0.00103 (J)		
5/24/2016						<0.002	

ND substitution: RL or RL/2 if <15% NDs.

Prediction Limit

Constituent: Antimony (mg/L) Analysis Run 4/18/2024 10:17 AM View: Appendix I - Two-Step

Plant Wansley Client: Southern Company Data: Wansley Landfill

	GWA-3 (bg)	GWA-4 (bg)	GWC-13	GWA-1 (bg)	GWA-28 (bg)	GWA-2 (bg)	GWA-29 (bg)
5/25/2016	0.000642 (J)		<0.002				
7/21/2016		<0.002		<0.002			0.0013 (J)
7/25/2016					0.0021 (J)		
7/26/2016			<0.002			0.0021 (J)	
7/27/2016	<0.002						
9/14/2016		<0.002					
9/15/2016			<0.002	<0.002	0.0012 (J)		
9/16/2016						<0.002	
11/9/2016					<0.002		
11/10/2016		<0.002				<0.002	
11/11/2016				<0.002			
11/17/2016			<0.002				
1/17/2017		<0.002			<0.002		<0.002
1/19/2017				<0.002		<0.002	
1/31/2017			<0.002				
3/16/2017		<0.002		<0.002	<0.002		
3/17/2017						<0.002	
3/23/2017			<0.002				
4/27/2017		<0.002			<0.002		<0.002
4/28/2017				<0.002		<0.002	
5/3/2017			<0.002				
7/18/2017							<0.002
8/1/2017	<0.002				<0.002		<0.002
8/2/2017		<0.002				<0.002	
8/3/2017				<0.002			
8/4/2017			<0.002				
10/3/2017	<0.002						
1/19/2018				<0.002	<0.002	<0.002	<0.002
1/22/2018		<0.002					
1/25/2018			<0.002				
6/19/2018		<0.002		<0.002	<0.002	<0.002	<0.002
6/20/2018	<0.002		<0.002				
1/17/2019		<0.002		<0.002		<0.002	
1/18/2019	<0.002						<0.002
1/21/2019					<0.002		
1/22/2019			<0.002				
6/24/2019		<0.002		<0.002		<0.002	
6/25/2019	<0.002		<0.002		<0.002		<0.002
9/9/2019				<0.002			
9/10/2019		<0.002			<0.002	<0.002	<0.002
9/11/2019	<0.002						
9/12/2019			<0.002				
3/10/2020	<0.002	<0.002		<0.002	<0.002	<0.002	<0.002
3/12/2020			<0.002				
9/9/2020	<0.002	<0.002		<0.002	<0.002		<0.002
9/10/2020			0.00064 (J)			<0.002	
3/15/2021	<0.002	<0.002		<0.002	<0.002	<0.002	0.00047 (J)
3/17/2021			0.00075 (J)				
8/16/2021				<0.002	<0.002		
8/18/2021	<0.002	<0.002				<0.002	<0.002
8/23/2021			<0.002				
2/28/2022				<0.002			

ND substitution: RL or RL/2 if <15% NDs.

Prediction Limit

Constituent: Antimony (mg/L) Analysis Run 4/18/2024 10:18 AM View: Appendix I - Two-Step

Plant Wansley Client: Southern Company Data: Wansley Landfill

	GWA-3 (bg)	GWA-4 (bg)	GWC-13	GWA-1 (bg)	GWA-28 (bg)	GWA-2 (bg)	GWA-29 (bg)
3/1/2022	<0.002	<0.002			<0.002	<0.002	
3/2/2022							<0.002
3/8/2022			0.0011 (J)				
8/9/2022	<0.002	<0.002		<0.002	<0.002	<0.002	<0.002
8/15/2022			0.0011 (J)				
2/13/2023							<0.002
2/14/2023	<0.002	<0.002		0.00037 (J)	<0.002	<0.002	
2/21/2023			<0.002				
8/8/2023	<0.002						<0.002
8/9/2023		<0.002		<0.002	<0.002	<0.002	
8/16/2023			0.00051 (J)				
2/13/2024				<0.002			
2/14/2024		<0.002			<0.002	<0.002	<0.002
2/19/2024			0.0027				

ND substitution: RL or RL/2 if <15% NDs.

Prediction Limit

Constituent: Barium (mg/L) Analysis Run 4/18/2024 10:18 AM View: Appendix I - Two-Step

Plant Wansley Client: Southern Company Data: Wansley Landfill

	GWC-17	GWA-3 (bg)	GWA-4 (bg)	GWA-28 (bg)	GWC-35	GWC-34	GWA-1 (bg)	GWA-29 (bg)	GWA-2 (bg)
8/30/2011	0.021								
8/31/2011		0.1	0.092						
9/16/2011				0.0022	0.019	0.01	0.013		
9/17/2011								0.0016	0.011
10/26/2011	0.014								
10/27/2011			0.061				0.012		0.013
10/28/2011				0.0016				0.0015	
10/31/2011					0.018	0.0089			
12/3/2011	0.015								
12/12/2011				0.0018	0.02	0.011		0.0013	
12/13/2011							0.012		
12/14/2011			0.1						0.01
1/25/2012	0.014			<0.01					
1/31/2012							0.011	<0.01	
2/1/2012			0.087		0.02	0.011			
2/7/2012									0.014
7/11/2012	0.015								
7/16/2012				0.0011	0.02	0.011			
7/17/2012								0.0016	
7/18/2012							0.012		
7/23/2012			0.13						0.014
1/8/2013	0.017								
1/22/2013					0.021	0.011			
1/23/2013			0.11						0.02
1/24/2013				<0.01			0.012	0.0013	
7/2/2013					0.019				
7/16/2013	0.013								
7/17/2013			0.087			0.011	0.0097		
7/23/2013				<0.01					
7/24/2013								0.0022	0.016
1/14/2014	0.015								
1/15/2014			0.081						
1/21/2014					0.02		0.0096		
1/22/2014				0.0013				0.0012 (J)	0.017
1/23/2014						0.0097			
6/25/2014	0.016	0.048	0.081		0.019	0.011	0.0094		
7/1/2014				0.0012 (J)					0.015
7/8/2014								0.0013 (D)	
1/14/2015	0.017		0.13		0.019	0.011	0.0095		
1/21/2015				0.00042 (J)				0.0015	
1/22/2015									0.019
7/21/2015		0.036	0.11	0.00055 (J)			0.0099		
7/22/2015								0.0014	0.014
7/28/2015	0.016				0.019				
7/29/2015						0.011			
1/19/2016								0.00092 (JD)	
1/20/2016			0.086						0.016
1/21/2016					0.021	0.012	0.011		
1/22/2016				0.00037 (J)					
1/27/2016	0.016								
3/22/2016				<0.01				<0.01	
3/23/2016			0.112				0.00968 (J)		0.00773 (J)

ND substitution: RL or RL/2 if <15% NDs.

Prediction Limit

Constituent: Barium (mg/L) Analysis Run 4/18/2024 10:18 AM View: Appendix I - Two-Step

Plant Wansley Client: Southern Company Data: Wansley Landfill

	GWC-17	GWA-3 (bg)	GWA-4 (bg)	GWA-28 (bg)	GWC-35	GWC-34	GWA-1 (bg)	GWA-29 (bg)	GWA-2 (bg)
3/24/2016					0.0206	0.0132			
3/30/2016	0.0178								
3/31/2016		0.027							
5/19/2016			0.11					0.00265 (J)	
5/20/2016							0.0096 (J)		
5/23/2016				<0.01	0.0221	0.0119			
5/24/2016									0.00761 (J)
5/25/2016	0.0169	0.027							
7/21/2016			0.14		0.019	0.011	0.0087	0.0038	
7/25/2016				0.001 (J)					
7/26/2016									0.0078
7/27/2016	0.016	0.029							
9/14/2016			0.15						
9/15/2016				0.00092 (J)	0.02	0.012	0.0086		
9/16/2016									0.017
9/19/2016	0.016								
11/9/2016				0.0016 (J)					
11/10/2016			0.17						0.016
11/11/2016							0.0095		
11/15/2016					0.02	0.011			
11/17/2016	0.017								
1/17/2017			0.18	<0.01				0.0011 (J)	
1/19/2017							0.0087		0.02
1/25/2017						0.011			
1/26/2017					0.021				
2/1/2017	0.017								
3/16/2017			0.15	0.00055 (J)			0.01		
3/17/2017									0.016
3/22/2017					0.019	0.01			
3/24/2017	0.016								
4/27/2017			0.13	<0.01				0.00097 (J)	
4/28/2017							0.0091		0.016
5/1/2017						0.012			
5/2/2017					0.02				
5/3/2017	0.016								
7/18/2017								0.0016 (J)	
8/1/2017		0.03		0.00059 (J)				0.0011 (J)	
8/2/2017			0.15						0.014
8/3/2017					0.02	0.031 (O)	0.0099		
8/7/2017	0.017								
10/3/2017		0.038							
1/19/2018				<0.01			0.0089	0.00076 (J)	0.014
1/22/2018			0.15						
1/23/2018					0.019	0.011			
1/25/2018	0.015								
6/19/2018			0.13	<0.01	0.02		0.012	0.00078 (J)	0.015
6/20/2018		0.029				0.012			
6/26/2018	0.017								
1/17/2019			0.12				0.01		0.01
1/18/2019		0.033						0.0007 (J)	
1/21/2019				0.00088	0.022				
1/24/2019	0.016								

ND substitution: RL or RL/2 if <15% NDs.

Prediction Limit

Constituent: Barium (mg/L) Analysis Run 4/18/2024 10:18 AM View: Appendix I - Two-Step

Plant Wansley Client: Southern Company Data: Wansley Landfill

	GWC-17	GWA-3 (bg)	GWA-4 (bg)	GWA-28 (bg)	GWC-35	GWC-34	GWA-1 (bg)	GWA-29 (bg)	GWA-2 (bg)
1/28/2019						0.013			
6/24/2019			0.12				0.0096 (J)		0.011
6/25/2019	0.017	0.082		<0.01				<0.01	
6/26/2019					0.021	0.011			
9/9/2019							0.012		
9/10/2019			0.16	0.0022 (J)				0.0033 (J)	0.015
9/11/2019	0.018	0.094				0.014			
9/12/2019					0.02				
3/10/2020		0.079	0.14	0.0018 (J)			0.01	<0.01	0.01
3/11/2020					0.02	0.012			
3/17/2020	0.017								
9/9/2020		0.088	0.12	<0.01			0.01	<0.01	
9/10/2020									0.012
9/11/2020					0.021	0.013			
9/14/2020	0.016								
3/15/2021		0.1	0.13	<0.01			0.01	<0.01	0.011
3/16/2021	0.015				0.02	0.012			
8/16/2021				<0.01			0.01		
8/18/2021		0.092	0.12		0.023			<0.01	0.014
8/20/2021	0.016								
8/24/2021						0.012			
2/28/2022							0.01		
3/1/2022		0.078	0.12	<0.01					0.012
3/2/2022					0.022	0.012		<0.01	
3/8/2022	0.016								
8/9/2022		0.098	0.12	<0.01			0.012	0.0011 (J)	0.015
8/10/2022						0.013			
8/11/2022	0.017								
8/15/2022					0.027				
2/13/2023								<0.01	
2/14/2023		0.075	0.12	0.001 (J)			0.011		0.011
2/20/2023	0.025				0.031	0.015			
8/8/2023		0.11						0.00089 (J)	
8/9/2023			0.14	0.01			0.011		0.014
8/10/2023	0.019								
8/16/2023					0.033	0.014			
2/13/2024							0.012		
2/14/2024			0.19	<0.01				<0.01	0.014
2/20/2024	0.027								
2/22/2024					0.046	0.016			

Prediction Limit

Constituent: Copper (mg/L) Analysis Run 4/18/2024 10:18 AM View: Appendix I - Two-Step

Plant Wansley Client: Southern Company Data: Wansley Landfill

	GWA-4 (bg)	GWA-3 (bg)	GWC-34	GWA-1 (bg)	GWA-28 (bg)	GWA-2 (bg)	GWA-29 (bg)
8/31/2011	<0.002	<0.002					
9/16/2011			<0.002	<0.002	<0.002		
9/17/2011						<0.002	<0.002
10/27/2011	<0.002			<0.002		<0.002	
10/28/2011					<0.002		<0.002
10/31/2011			<0.002				
12/12/2011			<0.002		<0.002		<0.002
12/13/2011				<0.002			
12/14/2011	<0.002					<0.002	
1/25/2012					<0.002		
1/31/2012				<0.002			0.018
2/1/2012	<0.002		<0.002				
2/7/2012						<0.002	
7/16/2012			<0.002		<0.002		
7/17/2012							0.0066
7/18/2012				<0.002			
7/23/2012	<0.002					<0.002	
1/22/2013			<0.002				
1/23/2013	<0.002					<0.002	
1/24/2013				<0.002	<0.002		0.015
7/17/2013	<0.002		<0.002	<0.002			
7/23/2013					<0.002		
7/24/2013						<0.002	0.015
1/15/2014	<0.002						
1/21/2014				<0.002			
1/22/2014					0.0012 (J)	<0.002	0.015
1/23/2014			<0.002				
6/25/2014	<0.002	0.0016 (J)	<0.002	<0.002			
7/1/2014					<0.002	0.0011 (J)	
7/8/2014							0.0081 (D)
1/14/2015	<0.002		<0.002	<0.002			
1/21/2015					<0.002		0.0088
1/22/2015						<0.002	
7/21/2015	<0.002	<0.002		<0.002	<0.002		
7/22/2015						0.0012 (J)	0.0072
7/29/2015			<0.002				
1/19/2016							0.0083 (D)
1/20/2016	<0.002					<0.002	
1/21/2016			<0.002	<0.002			
1/22/2016					<0.002		
1/17/2017	<0.002				<0.002		0.0065
1/19/2017				<0.002		<0.002	
1/25/2017			<0.002				
8/1/2017		<0.002			<0.002		0.0044
8/2/2017	<0.002					<0.002	
8/3/2017			<0.002	<0.002			
1/19/2018				<0.002	<0.002	<0.002	0.0046
1/22/2018	<0.002						
1/23/2018			<0.002				
6/19/2018	<0.002			<0.002	<0.002	<0.002	0.0063
6/20/2018		<0.002	<0.002				
1/17/2019	<0.002			<0.002		<0.002	

ND substitution: RL or RL/2 if <15% NDs.

Prediction Limit

Constituent: Copper (mg/L) Analysis Run 4/18/2024 10:18 AM View: Appendix I - Two-Step

Plant Wansley Client: Southern Company Data: Wansley Landfill

	GWA-4 (bg)	GWA-3 (bg)	GWC-34	GWA-1 (bg)	GWA-28 (bg)	GWA-2 (bg)	GWA-29 (bg)
1/18/2019		<0.002					0.0059
1/21/2019					<0.002		
1/28/2019			<0.002				
6/24/2019	<0.002			<0.002		0.0011 (J)	
6/25/2019		0.004			<0.002		0.0085
6/26/2019			<0.002				
9/9/2019				<0.002			
9/10/2019	<0.002				<0.002	0.0014 (J)	0.0074
9/11/2019		0.0015 (J)	0.0013 (J)				
3/10/2020	<0.002	0.0025		<0.002	<0.002	<0.002	0.004
3/11/2020			<0.002				
9/9/2020	<0.002	0.0029		<0.002	<0.002		0.0055
9/10/2020						0.00099 (J)	
9/11/2020			<0.002				
3/15/2021	<0.002	0.0031		<0.002	<0.002	0.001 (J)	0.0062
3/16/2021			<0.002				
8/16/2021				<0.002	<0.002		
8/18/2021	<0.002	0.0017 (J)				0.0011 (J)	0.006
8/24/2021			<0.002				
2/28/2022				<0.002			
3/1/2022	<0.002	0.0025			<0.002	<0.002	
3/2/2022			<0.002				0.0053
8/9/2022	<0.002	0.0033		<0.002	<0.002	<0.002	0.0055
8/10/2022			<0.002				
2/13/2023							0.0048
2/14/2023	<0.002	0.0017 (J)		<0.002	<0.002	<0.002	
2/20/2023			<0.002				
8/8/2023		0.0019 (J)					0.0043
8/9/2023	<0.002			<0.002	<0.002	<0.002	
8/16/2023			<0.002				
2/13/2024				<0.002			
2/14/2024	<0.002				<0.002	<0.002	0.0043
2/22/2024			0.0023				

ND substitution: RL or RL/2 if <15% NDs.

Prediction Limit

Constituent: Zinc (mg/L) Analysis Run 4/18/2024 10:18 AM View: Appendix I - Two-Step

Plant Wansley Client: Southern Company Data: Wansley Landfill

	GWA-3 (bg)	GWA-4 (bg)	GWA-1 (bg)	GWA-28 (bg)	GWA-29 (bg)	GWA-2 (bg)	GWC-24
8/31/2011	0.0037	<0.005					
9/16/2011			0.0071	0.003			
9/17/2011					0.026	0.0061	
10/27/2011		<0.005	0.0062			0.0059	
10/28/2011				0.0073	0.019		
12/12/2011				0.0053	0.02		
12/13/2011			0.0065				
12/14/2011		<0.005				0.0077	
1/25/2012				0.0046			
1/31/2012			0.0047		0.036		
2/1/2012		<0.005					
2/7/2012						0.0053	
7/16/2012				0.0034			
7/17/2012					0.015		
7/18/2012			0.0044				
7/23/2012		0.0037				0.0043	
1/23/2013		<0.005				0.0054	
1/24/2013			0.0058	0.0049	0.048		
7/17/2013		<0.005	0.0028				
7/23/2013				0.0026			
7/24/2013					0.048	0.004	
1/15/2014		0.00085 (J)					
1/21/2014			0.0037				
1/22/2014				0.0052	0.044	0.0056	
6/25/2014	0.015	0.0014 (J)	0.0026				
7/1/2014				0.0042		0.004	
7/8/2014					0.04 (D)		0.0043
1/14/2015		0.0082	0.003				
1/21/2015				0.0038	0.037		
1/22/2015						0.0051	
7/21/2015	0.042	0.0015 (J)	0.0033	0.0042			
7/22/2015					0.031	0.0033	
7/31/2015							0.0052
1/19/2016					0.035 (D)		
1/20/2016		0.0093				0.0029	0.0086
1/21/2016			0.0043				
1/22/2016				0.0041			
1/17/2017		0.014 (J)		<0.005	0.024		
1/19/2017			0.0077 (J)			<0.005	
2/3/2017							0.0094 (J)
8/1/2017	<0.005			<0.005	0.028		
8/2/2017		<0.005				<0.005	
8/3/2017			<0.005				
8/8/2017							0.0098 (J)
1/19/2018			<0.005	<0.005	0.024	<0.005	
1/22/2018		<0.005					
1/25/2018							<0.005
6/19/2018		<0.005	0.0068 (J)	<0.005	0.028	<0.005	
6/20/2018	<0.005						
6/27/2018							<0.005
1/17/2019		<0.005	0.0037 (J)			0.0024 (J)	
1/18/2019	0.0088				0.022		

ND substitution: RL or RL/2 if <15% NDs.

Prediction Limit

Constituent: Zinc (mg/L) Analysis Run 4/18/2024 10:18 AM View: Appendix I - Two-Step

Plant Wansley Client: Southern Company Data: Wansley Landfill

	GWA-3 (bg)	GWA-4 (bg)	GWA-1 (bg)	GWA-28 (bg)	GWA-29 (bg)	GWA-2 (bg)	GWC-24
1/21/2019				0.0065			
1/31/2019							0.006
6/24/2019		0.0036 (J)	0.0048 (J)			0.0046 (J)	
6/25/2019	0.014			0.011	0.041		
6/26/2019							0.0062
9/9/2019			0.0064				
9/10/2019		0.006		0.01	0.031	0.0064	
9/11/2019	0.02						0.0081
3/10/2020	0.015	0.052	0.0036 (J)	0.017	0.034	<0.005	
3/12/2020							0.008
9/9/2020	0.013	<0.005	0.078	0.063	0.025		
9/10/2020						<0.005	
9/15/2020							0.0073
3/15/2021	0.015	0.044	<0.005	0.0057	0.024	<0.005	
3/18/2021							0.0064
8/16/2021			<0.005	0.0061			
8/18/2021	0.038	0.0034 (J)			0.024	0.0046 (J)	
8/19/2021							0.014
2/28/2022			0.0032 (J)				
3/1/2022	0.012	<0.005		0.0057		<0.005	
3/2/2022					0.024		
3/10/2022							0.0037 (J)
8/9/2022	0.026	<0.005	0.0066	0.0089	0.032	0.0069	
8/18/2022							0.006
2/13/2023					0.025		
2/14/2023	0.017	0.0029 (J)	0.0048 (J)	0.014		<0.005	
2/16/2023							0.0059
8/8/2023	0.015				0.023		
8/9/2023		<0.005	<0.005	0.011		<0.005	
8/16/2023							0.0034 (J)
2/13/2024			0.0041 (J)				
2/14/2024		<0.005		0.0059	0.02	0.0031 (J)	
2/22/2024							0.024

ND substitution: RL or RL/2 if <15% NDs.

FIGURE I.

Appendix I Prediction Limit Exceedances - Trend Tests - Significant Results

Plant Wansley Data: Wansley Landfill Printed 4/15/2024, 11:45 AM

Constituent	Well	Slope	Calc.	Critical	Sig.	N	%NDs	Normality	Xform	Alpha	Method
Barium (mg/L)	**GWA-4 (bg)**	**0.004078**	**212**	**184**	**Yes**	**35**	**0**	**n/a**	**n/a**	**0.01**	**NP**
Barium (mg/L)	**GWC-17**	**0.0002077**	**189**	**184**	**Yes**	**35**	**0**	**n/a**	**n/a**	**0.01**	**NP**
Barium (mg/L)	**GWC-34**	**0.0002567**	**308**	**176**	**Yes**	**34**	**0**	**n/a**	**n/a**	**0.01**	**NP**
Barium (mg/L)	**GWC-35**	**0.0003216**	**274**	**184**	**Yes**	**35**	**0**	**n/a**	**n/a**	**0.01**	**NP**
Copper (mg/L)	**GWA-29 (bg)**	**-0.0003369**	**-189**	**-131**	**Yes**	**28**	**10.71**	**n/a**	**n/a**	**0.01**	**NP**
Zinc (mg/L)	**GWA-28 (bg)**	**0.0004244**	**159**	**131**	**Yes**	**28**	**14.29**	**n/a**	**n/a**	**0.01**	**NP**

Appendix I Prediction Limit Exceedances - Trend Tests - All Results

Plant Wansley Data: Wansley Landfill Printed 4/15/2024, 11:45 AM

Constituent	Well	Slope	Calc.	Critical	Sig.	N	%NDs	Normality	Xform	Alpha	Method
Barium (mg/L)	GWA-1 (bg)	0	18	184	No	35	0	n/a	n/a	0.01	NP
Barium (mg/L)	GWA-2 (bg)	-0.0001126	-65	-184	No	35	0	n/a	n/a	0.01	NP
Barium (mg/L)	GWA-28 (bg)	0	108	184	No	35	45.71	n/a	n/a	0.01	NP
Barium (mg/L)	GWA-29 (bg)	0.00001943	57	167	No	33	30.3	n/a	n/a	0.01	NP
Barium (mg/L)	GWA-3 (bg)	0.00721	79	81	No	20	0	n/a	n/a	0.01	NP
Barium (mg/L)	**GWA-4 (bg)**	**0.004078**	**212**	**184**	**Yes**	**35**	**0**	**n/a**	**n/a**	**0.01**	**NP**
Barium (mg/L)	**GWC-17**	**0.0002077**	**189**	**184**	**Yes**	**35**	**0**	**n/a**	**n/a**	**0.01**	**NP**
Barium (mg/L)	**GWC-34**	**0.0002567**	**308**	**176**	**Yes**	**34**	**0**	**n/a**	**n/a**	**0.01**	**NP**
Barium (mg/L)	**GWC-35**	**0.0003216**	**274**	**184**	**Yes**	**35**	**0**	**n/a**	**n/a**	**0.01**	**NP**
Copper (mg/L)	GWA-1 (bg)	0	0	131	No	28	100	n/a	n/a	0.01	NP
Copper (mg/L)	GWA-2 (bg)	0	-47	-131	No	28	75	n/a	n/a	0.01	NP
Copper (mg/L)	GWA-28 (bg)	0	13	131	No	28	96.43	n/a	n/a	0.01	NP
Copper (mg/L)	**GWA-29 (bg)**	**-0.0003369**	**-189**	**-131**	**Yes**	**28**	**10.71**	**n/a**	**n/a**	**0.01**	**NP**
Copper (mg/L)	GWA-3 (bg)	0.00002343	16	58	No	16	31.25	n/a	n/a	0.01	NP
Copper (mg/L)	GWA-4 (bg)	0	0	131	No	28	100	n/a	n/a	0.01	NP
Copper (mg/L)	GWC-34	0	17	131	No	28	92.86	n/a	n/a	0.01	NP
Zinc (mg/L)	GWA-1 (bg)	0	0	131	No	28	17.86	n/a	n/a	0.01	NP
Zinc (mg/L)	GWA-2 (bg)	-0.00003317	-71	-131	No	28	35.71	n/a	n/a	0.01	NP
Zinc (mg/L)	**GWA-28 (bg)**	**0.0004244**	**159**	**131**	**Yes**	**28**	**14.29**	**n/a**	**n/a**	**0.01**	**NP**
Zinc (mg/L)	GWA-29 (bg)	-0.0008512	-83	-131	No	28	0	n/a	n/a	0.01	NP
Zinc (mg/L)	GWA-3 (bg)	0.0009522	33	58	No	16	12.5	n/a	n/a	0.01	NP
Zinc (mg/L)	GWA-4 (bg)	0	21	131	No	28	53.57	n/a	n/a	0.01	NP
Zinc (mg/L)	GWC-24	-0.0001372	-13	-74	No	19	10.53	n/a	n/a	0.01	NP

Sanitas™ v.10.0.16 . UG

Sen's Slope Estimator

GWA-1 (bg)

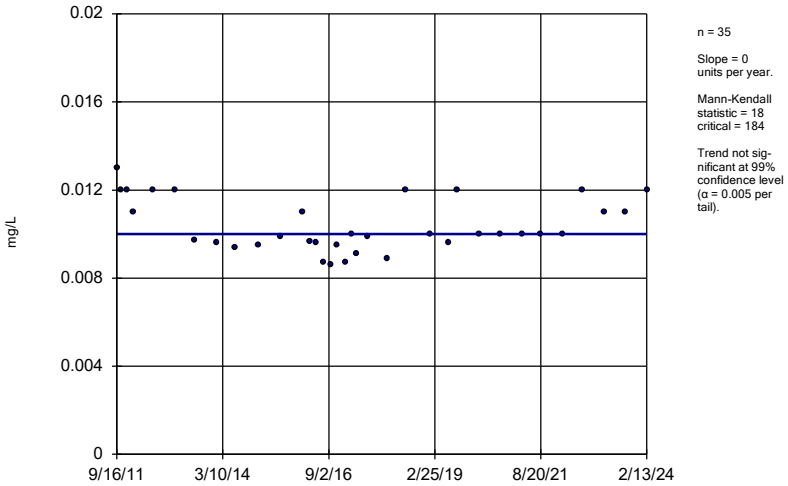

n = 35

Slope = 0 units per year.

Mann-Kendall statistic = 18 critical = 184

Trend not significant at 99% confidence level (α = 0.005 per tail).

Constituent: Barium Analysis Run 4/15/2024 11:42 AM View: Appendix I - Trend Tests
Plant Wansley Data: Wansley Landfill

Sanitas™ v.10.0.16 . UG

Sen's Slope Estimator

GWA-2 (bg)

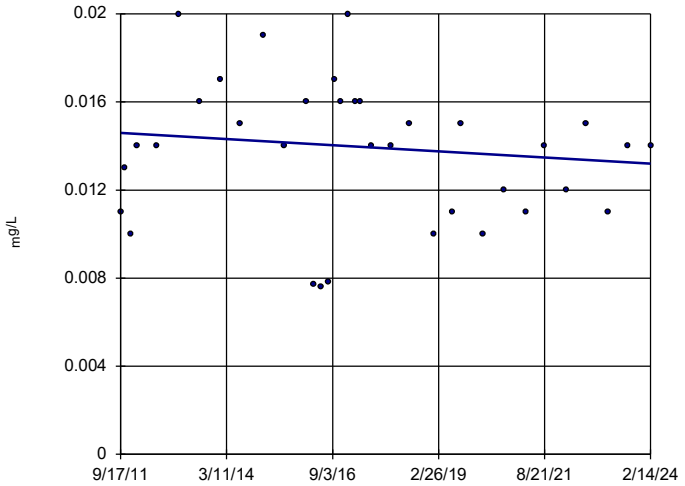

n = 35

Slope = -0.0001126 units per year.

Mann-Kendall statistic = -65 critical = -184

Trend not significant at 99% confidence level (α = 0.005 per tail).

Constituent: Barium Analysis Run 4/15/2024 11:42 AM View: Appendix I - Trend Tests
Plant Wansley Data: Wansley Landfill

Sanitas™ v.10.0.16 . UG
Hollow symbols indicate censored values.

Sen's Slope Estimator

GWA-28 (bg)

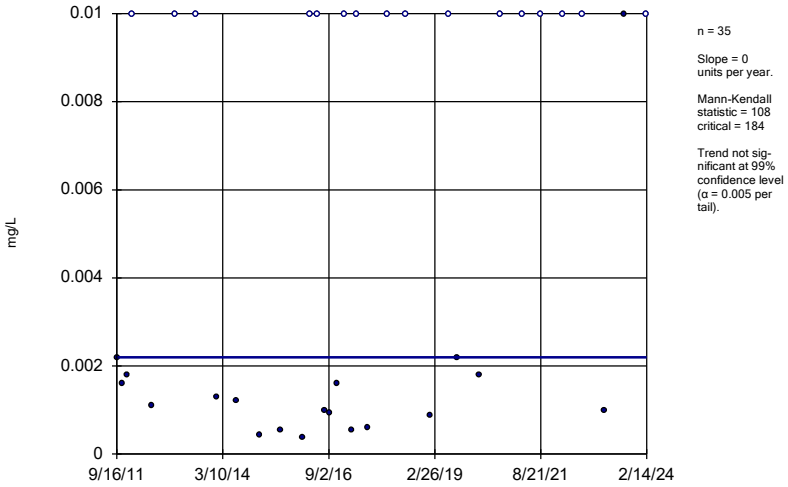

n = 35

Slope = 0 units per year.

Mann-Kendall statistic = 108 critical = 184

Trend not significant at 99% confidence level (α = 0.005 per tail).

Constituent: Barium Analysis Run 4/15/2024 11:42 AM View: Appendix I - Trend Tests
Plant Wansley Data: Wansley Landfill

Sanitas™ v.10.0.16 . UG
Hollow symbols indicate censored values.

Sen's Slope Estimator

GWA-29 (bg)

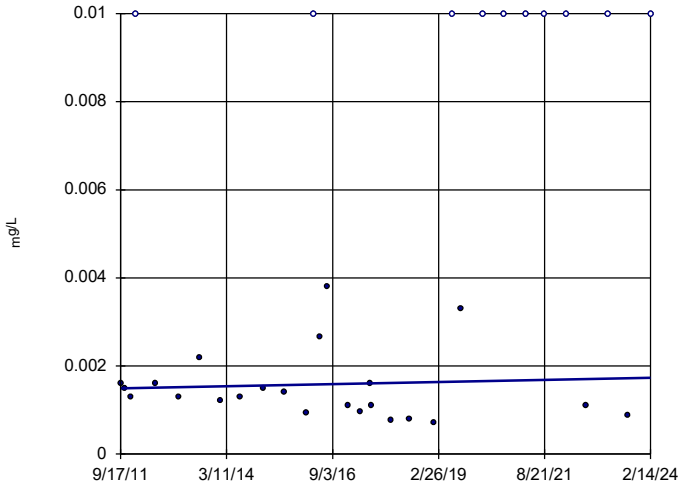

n = 33

Slope = 0.00001943 units per year.

Mann-Kendall statistic = 57 critical = 167

Trend not significant at 99% confidence level (α = 0.005 per tail).

Constituent: Barium Analysis Run 4/15/2024 11:43 AM View: Appendix I - Trend Tests
Plant Wansley Data: Wansley Landfill

Sanitas™ v.10.0.16 . UG

Sen's Slope Estimator

GWA-3 (bg)

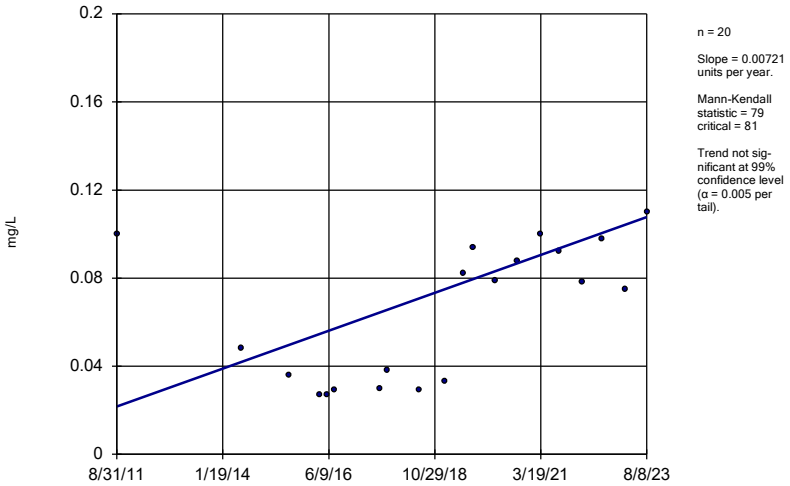

n = 20

Slope = 0.00721 units per year.

Mann-Kendall statistic = 79 critical = 81

Trend not significant at 99% confidence level (α = 0.005 per tail).

Constituent: Barium Analysis Run 4/15/2024 11:43 AM View: Appendix I - Trend Tests

Plant Wansley Data: Wansley Landfill

Sanitas™ v.10.0.16 . UG

Sen's Slope Estimator

GWA-4 (bg)

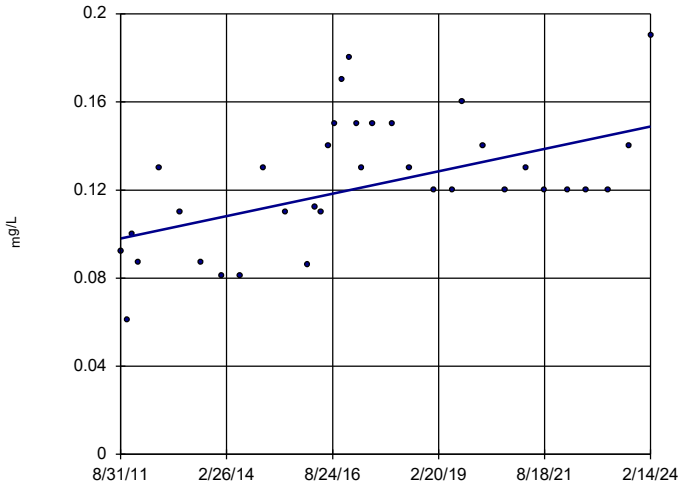

n = 35

Slope = 0.004078 units per year.

Mann-Kendall statistic = 212 critical = 184

Increasing trend significant at 99% confidence level (α = 0.005 per tail).

Constituent: Barium Analysis Run 4/15/2024 11:43 AM View: Appendix I - Trend Tests

Plant Wansley Data: Wansley Landfill

Sanitas™ v.10.0.16 . UG

Sen's Slope Estimator

GWC-17

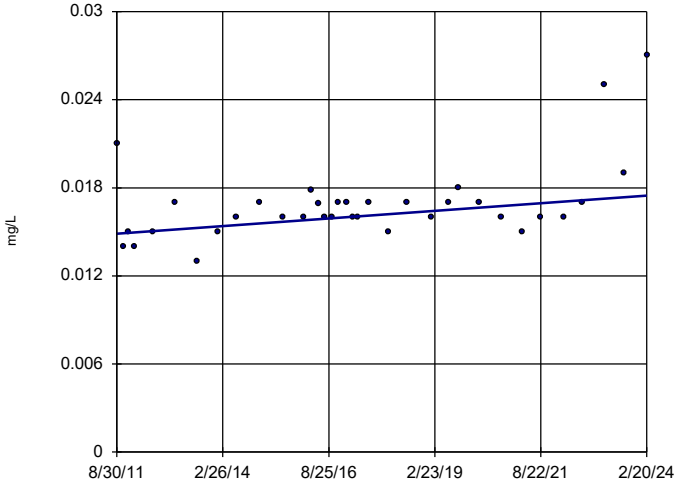

n = 35

Slope = 0.0002077 units per year.

Mann-Kendall statistic = 189 critical = 184

Increasing trend significant at 99% confidence level (α = 0.005 per tail).

Constituent: Barium Analysis Run 4/15/2024 11:43 AM View: Appendix I - Trend Tests

Plant Wansley Data: Wansley Landfill

Sanitas™ v.10.0.16 . UG

Sen's Slope Estimator

GWC-34

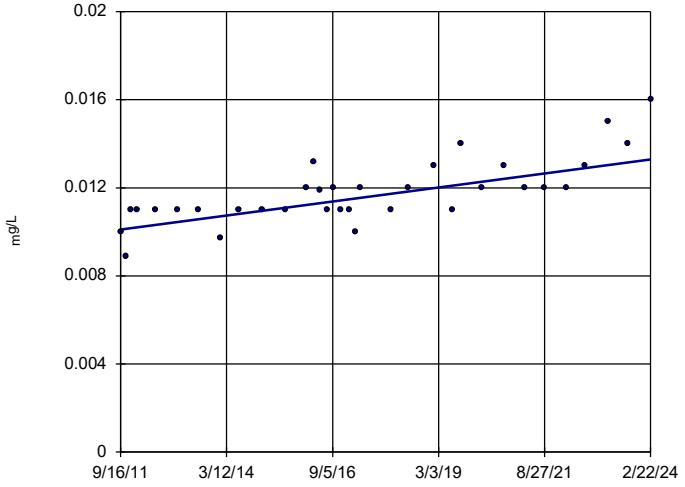

n = 34

Slope = 0.0002567 units per year.

Mann-Kendall statistic = 308 critical = 176

Increasing trend significant at 99% confidence level (α = 0.005 per tail).

Constituent: Barium Analysis Run 4/15/2024 11:43 AM View: Appendix I - Trend Tests

Plant Wansley Data: Wansley Landfill

Sanitas™ v.10.0.16 . UG

Sen's Slope Estimator

GWC-35

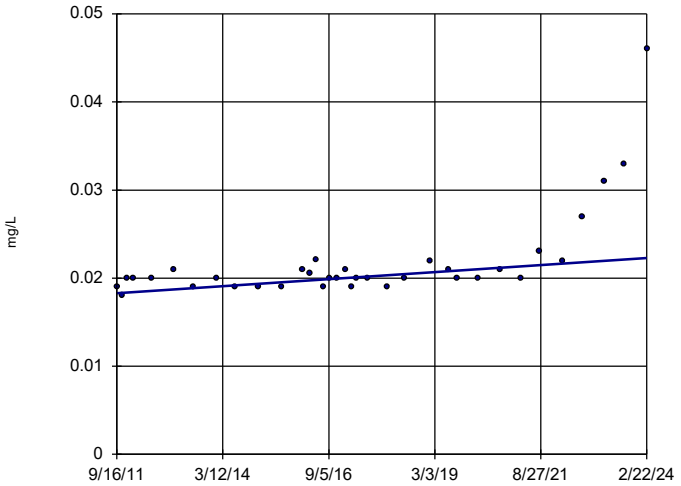

n = 35

Slope = 0.0003216 units per year.

Mann-Kendall statistic = 274 critical = 184

Increasing trend significant at 99% confidence level (α = 0.005 per tail).

Constituent: Barium Analysis Run 4/15/2024 11:43 AM View: Appendix I - Trend Tests

Plant Wansley Data: Wansley Landfill

Sanitas™ v.10.0.16 . UG

Hollow symbols indicate censored values.

Sen's Slope Estimator

GWA-1 (bg)

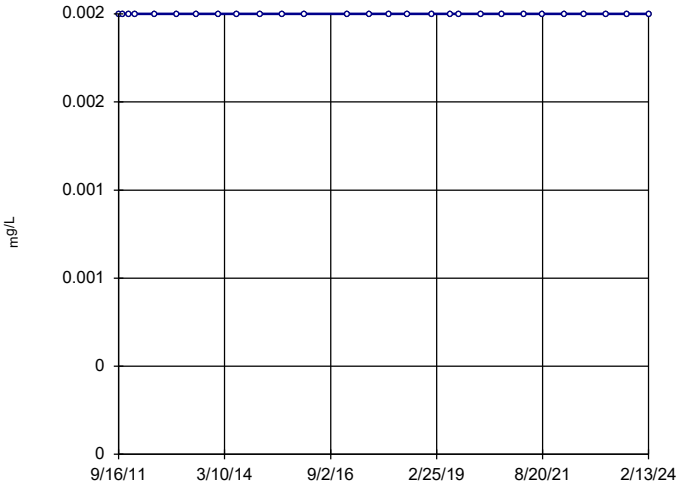

n = 28

Slope = 0 units per year.

Mann-Kendall statistic = 0 critical = 131

Trend not significant at 99% confidence level (α = 0.005 per tail).

Constituent: Copper Analysis Run 4/15/2024 11:43 AM View: Appendix I - Trend Tests

Plant Wansley Data: Wansley Landfill

Sanitas™ v.10.0.16 . UG

Hollow symbols indicate censored values.

Sen's Slope Estimator

GWA-2 (bg)

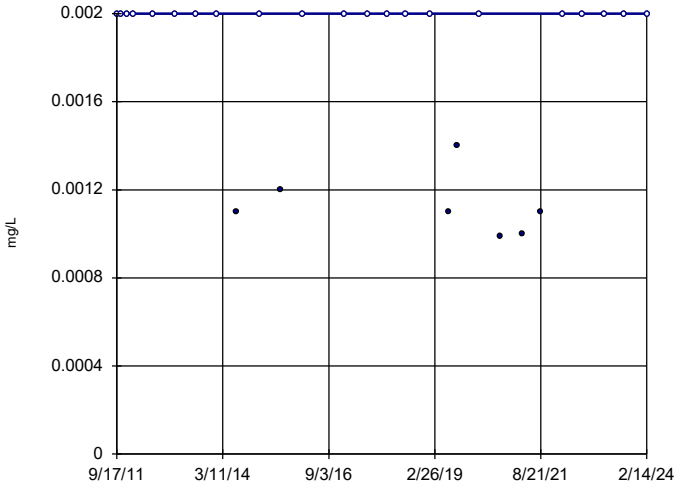

n = 28

Slope = 0 units per year.

Mann-Kendall statistic = -47 critical = -131

Trend not significant at 99% confidence level (α = 0.005 per tail).

Constituent: Copper Analysis Run 4/15/2024 11:43 AM View: Appendix I - Trend Tests

Plant Wansley Data: Wansley Landfill

Sanitas™ v.10.0.16 . UG

Hollow symbols indicate censored values.

Sen's Slope Estimator

GWA-28 (bg)

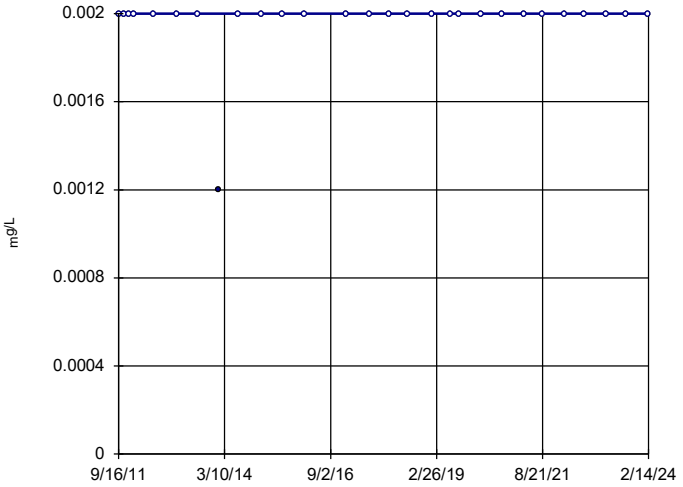

n = 28

Slope = 0 units per year.

Mann-Kendall statistic = 13 critical = 131

Trend not significant at 99% confidence level (α = 0.005 per tail).

Constituent: Copper Analysis Run 4/15/2024 11:43 AM View: Appendix I - Trend Tests

Plant Wansley Data: Wansley Landfill

Sanitas™ v.10.0.16 . UG
Hollow symbols indicate censored values.

Sen's Slope Estimator

GWA-29 (bg)

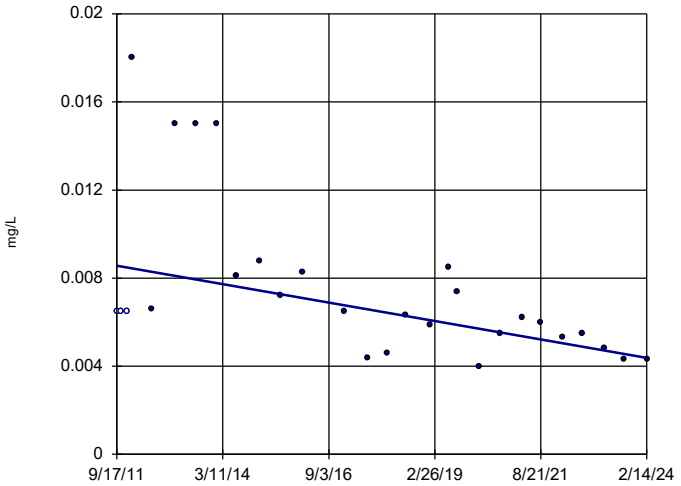

n = 28

Slope = -0.0003369 units per year.

Mann-Kendall statistic = -189
critical = -131

Decreasing trend significant at 99% confidence level (α = 0.005 per tail).

Constituent: Copper Analysis Run 4/15/2024 11:43 AM View: Appendix I - Trend Tests
Plant Wansley Data: Wansley Landfill

Sanitas™ v.10.0.16 . UG
Hollow symbols indicate censored values.

Sen's Slope Estimator

GWA-3 (bg)

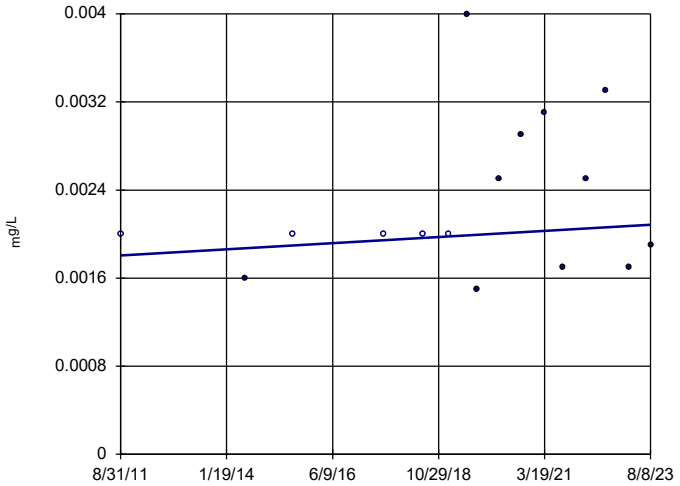

n = 16

Slope = 0.00002343 units per year.

Mann-Kendall statistic = 16
critical = 58

Trend not significant at 99% confidence level (α = 0.005 per tail).

Constituent: Copper Analysis Run 4/15/2024 11:43 AM View: Appendix I - Trend Tests
Plant Wansley Data: Wansley Landfill

Sanitas™ v.10.0.16 . UG
Hollow symbols indicate censored values.

Sen's Slope Estimator

GWA-4 (bg)

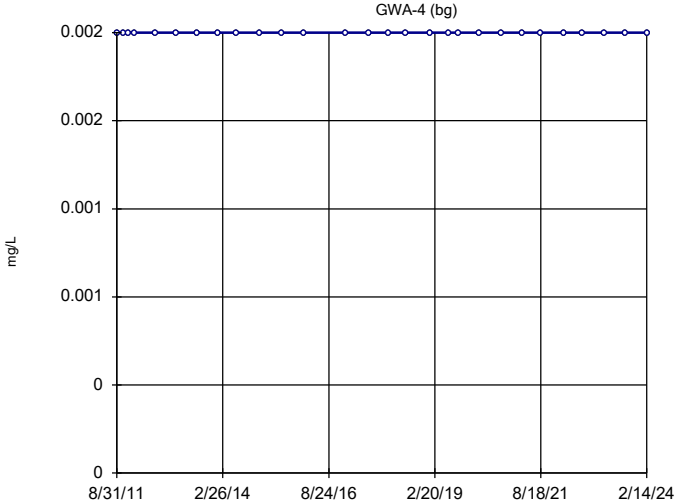

n = 28

Slope = 0 units per year.

Mann-Kendall statistic = 0
critical = 131

Trend not significant at 99% confidence level (α = 0.005 per tail).

Constituent: Copper Analysis Run 4/15/2024 11:43 AM View: Appendix I - Trend Tests
Plant Wansley Data: Wansley Landfill

Sanitas™ v.10.0.16 . UG
Hollow symbols indicate censored values.

Sen's Slope Estimator

GWC-34

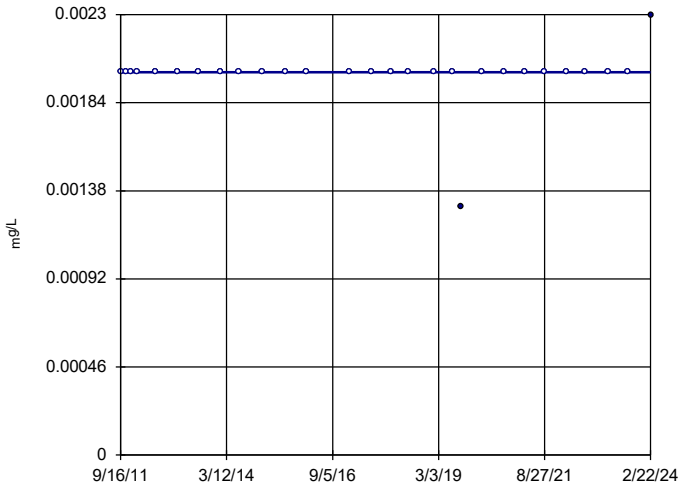

n = 28

Slope = 0 units per year.

Mann-Kendall statistic = 17
critical = 131

Trend not significant at 99% confidence level (α = 0.005 per tail).

Constituent: Copper Analysis Run 4/15/2024 11:43 AM View: Appendix I - Trend Tests
Plant Wansley Data: Wansley Landfill

Sanitas™ v.10.0.16 . UG
Hollow symbols indicate censored values.

Sen's Slope Estimator

GWA-1 (bg)

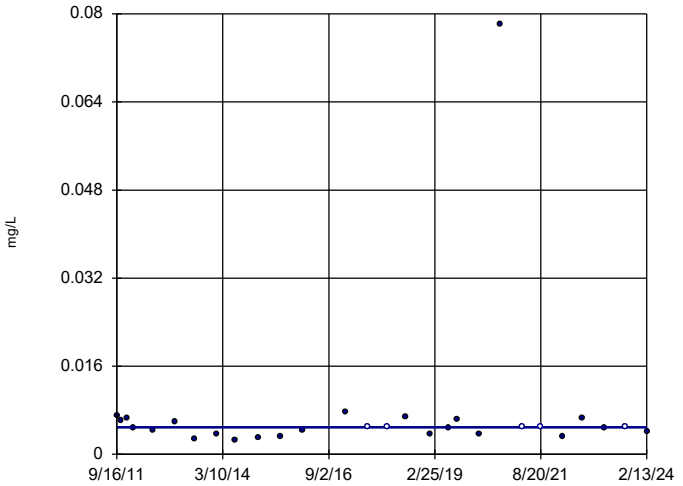

n = 28

Slope = 0
units per year.

Mann-Kendall
statistic = 0
critical = 131

Trend not sig-
nificant at 99%
confidence level
(α = 0.005 per
tail).

Constituent: Zinc Analysis Run 4/15/2024 11:43 AM View: Appendix I - Trend Tests
Plant Wansley Data: Wansley Landfill

Sanitas™ v.10.0.16 . UG
Hollow symbols indicate censored values.

Sen's Slope Estimator

GWA-2 (bg)

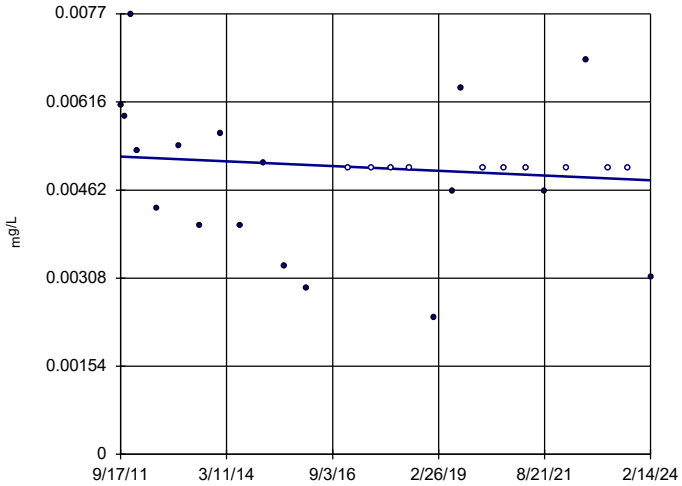

n = 28

Slope = -0.00003317
units per year.

Mann-Kendall
statistic = -71
critical = -131

Trend not sig-
nificant at 99%
confidence level
(α = 0.005 per
tail).

Constituent: Zinc Analysis Run 4/15/2024 11:43 AM View: Appendix I - Trend Tests
Plant Wansley Data: Wansley Landfill

Sanitas™ v.10.0.16 . UG
Hollow symbols indicate censored values.

Sen's Slope Estimator

GWA-28 (bg)

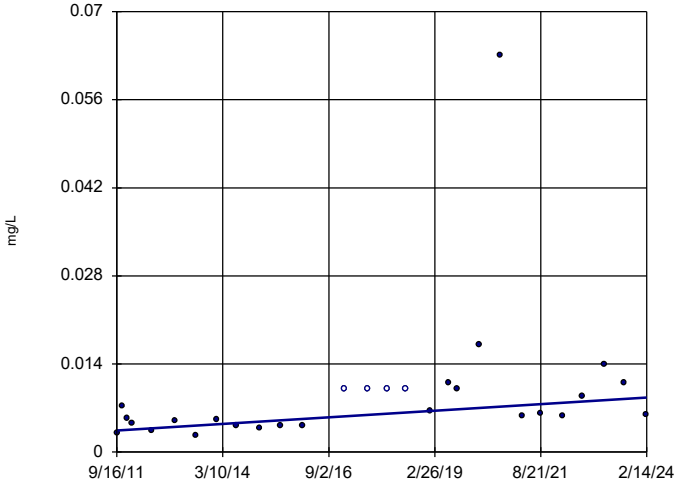

n = 28

Slope = 0.0004244
units per year.

Mann-Kendall
statistic = 159
critical = 131

Increasing trend
significant at 99%
confidence level
(α = 0.005 per
tail).

Constituent: Zinc Analysis Run 4/15/2024 11:43 AM View: Appendix I - Trend Tests
Plant Wansley Data: Wansley Landfill

Sanitas™ v.10.0.16 . UG

Sen's Slope Estimator

GWA-29 (bg)

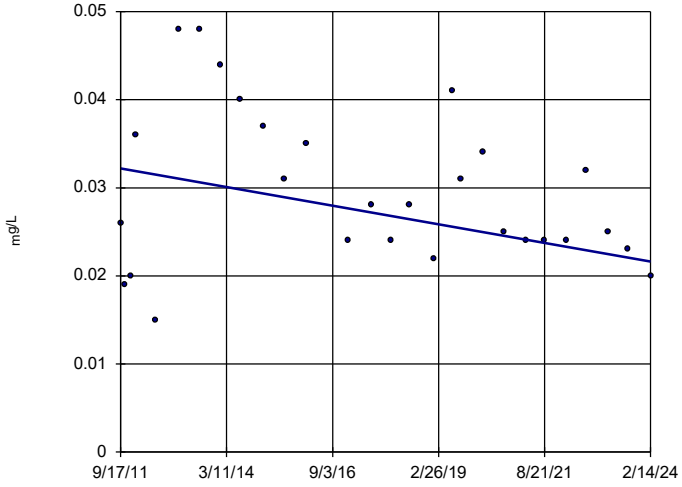

n = 28

Slope = -0.0008512
units per year.

Mann-Kendall
statistic = -83
critical = -131

Trend not sig-
nificant at 99%
confidence level
(α = 0.005 per
tail).

Constituent: Zinc Analysis Run 4/15/2024 11:43 AM View: Appendix I - Trend Tests
Plant Wansley Data: Wansley Landfill

Sanitas™ v.10.0.16 . UG
Hollow symbols indicate censored values.

Sen's Slope Estimator

GWA-3 (bg)

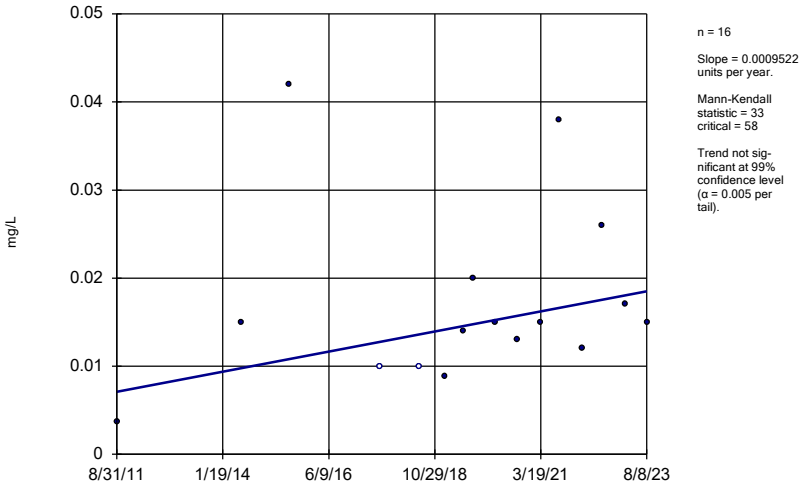

n = 16

Slope = 0.0009522 units per year.

Mann-Kendall statistic = 33
critical = 58

Trend not significant at 99% confidence level (α = 0.005 per tail).

Constituent: Zinc Analysis Run 4/15/2024 11:43 AM View: Appendix I - Trend Tests
Plant Wansley Data: Wansley Landfill

Sanitas™ v.10.0.16 . UG
Hollow symbols indicate censored values.

Sen's Slope Estimator

GWA-4 (bg)

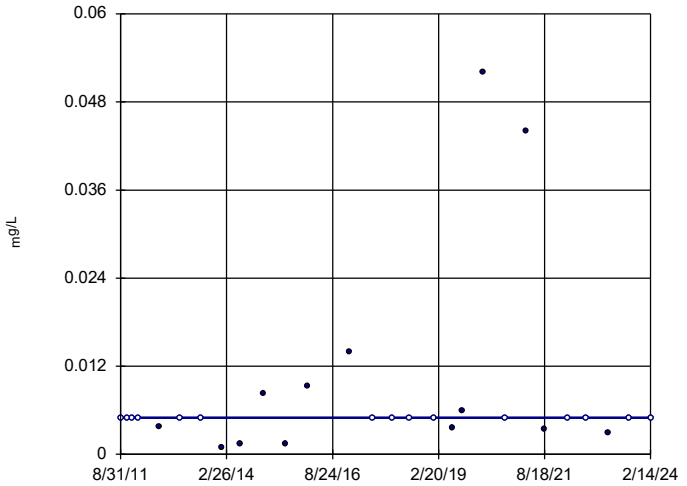

n = 28

Slope = 0 units per year.

Mann-Kendall statistic = 21
critical = 131

Trend not significant at 99% confidence level (α = 0.005 per tail).

Constituent: Zinc Analysis Run 4/15/2024 11:43 AM View: Appendix I - Trend Tests
Plant Wansley Data: Wansley Landfill

Sanitas™ v.10.0.16 . UG
Hollow symbols indicate censored values.

Sen's Slope Estimator

GWC-24

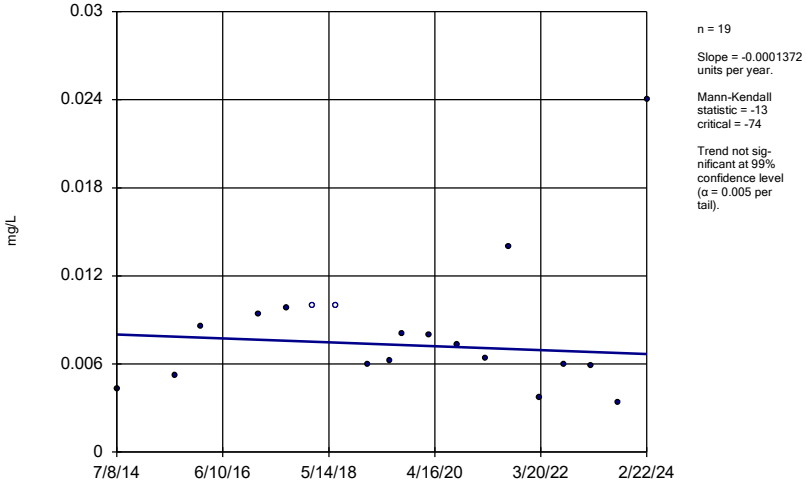

n = 19

Slope = -0.0001372 units per year.

Mann-Kendall statistic = -13
critical = -74

Trend not significant at 99% confidence level (α = 0.005 per tail).

Constituent: Zinc Analysis Run 4/15/2024 11:43 AM View: Appendix I - Trend Tests
Plant Wansley Data: Wansley Landfill

FIGURE J.

Appendix III Intrawell Prediction Limits - Significant Results

Plant Wansley Client: Southern Company Data: Wansley Landfill Printed 8/13/2024, 11:13 AM

Constituent	Well	Upper Lim	Lower Lim	Date	Observ.	Sig.	Bg N	Bg Mean	Std. Dev.	%NDs	ND Adj.	Transform	Alpha	Method
pH, Field (S.U.)	GWC-31	6.435	5.756	2/21/2024	6.72	Yes	23	6.096	0.1334	0	None	No	0.0001297	Param Intra 1 of 2
pH, Field (S.U.)	GWC-34	6.245	5.527	2/22/2024	6.43	Yes	23	5.886	0.1412	0	None	No	0.0001297	Param Intra 1 of 2
Sulfate as SO4 (mg/L)	GWA-2	3.226	n/a	2/14/2024	6.7	Yes	23	1.121	0.2654	0	None	sqrt(x)	0.0002595	Param Intra 1 of 2
Sulfate as SO4 (mg/L)	GWC-15	2.901	n/a	2/21/2024	4.1	Yes	23	1.584	0.518	0	None	No	0.0002595	Param Intra 1 of 2
Sulfate as SO4 (mg/L)	GWC-17	1.175	n/a	2/20/2024	4.7	Yes	23	0.5519	0.4203	43.48	Kaplan-Meier	x^3	0.0002595	Param Intra 1 of 2
Sulfate as SO4 (mg/L)	GWC-20	1.455	n/a	2/20/2024	2.6	Yes	23	0.8776	0.2268	8.696	None	No	0.0002595	Param Intra 1 of 2
Sulfate as SO4 (mg/L)	GWC-23	1	n/a	2/19/2024	1.5	Yes	23	n/a	n/a	69.57	n/a	n/a	0.003415	NP Intra (NDs) 1 of 2
Total Dissolved Solids [TDS] (mg/L)	GWC-24	43.69	n/a	2/22/2024	45	Yes	23	22.78	8.218	8.696	None	No	0.0002595	Param Intra 1 of 2
Total Dissolved Solids [TDS] (mg/L)	GWC-35	76.97	n/a	2/22/2024	81	Yes	23	37.67	15.45	4.348	None	No	0.0002595	Param Intra 1 of 2

Appendix III Intrawell Prediction Limits - All Results

Plant Wansley Client: Southern Company Data: Wansley Landfill Printed 8/13/2024, 11:13 AM

Constituent	Well	Upper Lim	Lower Lim	Date	Observ.	Sig.	Bg N	Bg Mean	Std. Dev.	%NDs	ND Adj.	Transform	Alpha	Method
pH, Field (S.U.)	GWA-1	5.792	5.009	2/13/2024	5.35	No	24	5.4	0.1553	0	None	No	0.0001297	Param Intra 1 of 2
pH, Field (S.U.)	GWA-2	5.99	5.335	2/14/2024	5.67	No	23	5.663	0.1287	0	None	No	0.0001297	Param Intra 1 of 2
pH, Field (S.U.)	GWA-28	6.624	5.612	2/14/2024	6.29	No	24	1.808	0.03286	0	None	ln(x)	0.0001297	Param Intra 1 of 2
pH, Field (S.U.)	GWA-29	6.445	5.51	2/14/2024	5.86	No	22	n/a	n/a	0	n/a	n/a	0.007415	NP Intra (normality) 1 of 2
pH, Field (S.U.)	GWA-3	6.48	5.28	n/a	1 future	n/a	16	n/a	n/a	0	n/a	n/a	0.01291	NP Intra (normality) 1 of 2
pH, Field (S.U.)	GWA-4	6.578	5.936	2/14/2024	6.38	No	22	6.257	0.1251	0	None	No	0.0001297	Param Intra 1 of 2
pH, Field (S.U.)	GWC-10	6.989	5.035	2/20/2024	5.97	No	23	6.012	0.384	0	None	No	0.0001297	Param Intra 1 of 2
pH, Field (S.U.)	GWC-11	6.495	5.659	2/14/2024	6.46	No	24	6.077	0.1657	0	None	No	0.0001297	Param Intra 1 of 2
pH, Field (S.U.)	GWC-12	7.852	6.531	2/20/2024	7.46	No	23	2810	389.5	0	None	x^4	0.0001297	Param Intra 1 of 2
pH, Field (S.U.)	GWC-13	7.566	6.52	2/19/2024	7.14	No	23	n/a	n/a	0	n/a	n/a	0.006831	NP Intra (normality) 1 of 2
pH, Field (S.U.)	GWC-14	6.337	4.619	2/19/2024	5.66	No	24	5.478	0.3408	0	None	No	0.0001297	Param Intra 1 of 2
pH, Field (S.U.)	GWC-15	7.24	6.31	2/21/2024	6.62	No	23	n/a	n/a	0	n/a	n/a	0.006831	NP Intra (normality) 1 of 2
pH, Field (S.U.)	GWC-16	6.392	5.797	2/21/2024	6.12	No	22	6.095	0.116	0	None	No	0.0001297	Param Intra 1 of 2
pH, Field (S.U.)	GWC-17	6.473	5.888	2/20/2024	6.01	No	23	6.18	0.115	0	None	No	0.0001297	Param Intra 1 of 2
pH, Field (S.U.)	GWC-18	6.179	5.654	2/21/2024	5.82	No	22	7395	629.3	0	None	x^5	0.0001297	Param Intra 1 of 2
pH, Field (S.U.)	GWC-19	6.275	5.517	2/21/2024	5.77	No	23	5.896	0.149	0	None	No	0.0001297	Param Intra 1 of 2
pH, Field (S.U.)	GWC-20	7.121	6.08	2/20/2024	6.87	No	22	n/a	n/a	0	n/a	n/a	0.007415	NP Intra (normality) 1 of 2
pH, Field (S.U.)	GWC-21	5.986	5.085	2/19/2024	5.51	No	22	5.535	0.1756	0	None	No	0.0001297	Param Intra 1 of 2
pH, Field (S.U.)	GWC-22	6.981	6.266	2/14/2024	6.94	No	23	6.623	0.1405	0	None	No	0.0001297	Param Intra 1 of 2
pH, Field (S.U.)	GWC-23	6.421	5.51	2/19/2024	5.96	No	21	5.966	0.1759	0	None	No	0.0001297	Param Intra 1 of 2
pH, Field (S.U.)	GWC-24	6.557	4.373	2/22/2024	5.39	No	21	5.465	0.4218	0	None	No	0.0001297	Param Intra 1 of 2
pH, Field (S.U.)	GWC-25	7.136	5.099	2/21/2024	6.18	No	26	6.118	0.4099	0	None	No	0.0001297	Param Intra 1 of 2
pH, Field (S.U.)	GWC-26	6.038	5.52	2/20/2024	5.53	No	23	n/a	n/a	0	n/a	n/a	0.006831	NP Intra (normality) 1 of 2
pH, Field (S.U.)	GWC-27	5.969	5.139	2/20/2024	5.42	No	24	5.554	0.1647	0	None	No	0.0001297	Param Intra 1 of 2
pH, Field (S.U.)	GWC-30	6.78	5.77	2/21/2024	5.96	No	24	n/a	n/a	0	n/a	n/a	0.006247	NP Intra (normality) 1 of 2
pH, Field (S.U.)	**GWC-31**	**6.435**	**5.756**	**2/21/2024**	**6.72**	**Yes**	**23**	**6.096**	**0.1334**	**0**	**None**	**No**	**0.0001297**	**Param Intra 1 of 2**
pH, Field (S.U.)	GWC-32	6.378	5.838	2/20/2024	6.25	No	23	6.108	0.106	0	None	No	0.0001297	Param Intra 1 of 2
pH, Field (S.U.)	GWC-33	6.94	5.665	2/20/2024	6.49	No	24	6.302	0.253	0	None	No	0.0001297	Param Intra 1 of 2
pH, Field (S.U.)	**GWC-34**	**6.245**	**5.527**	**2/22/2024**	**6.43**	**Yes**	**23**	**5.886**	**0.1412**	**0**	**None**	**No**	**0.0001297**	**Param Intra 1 of 2**
pH, Field (S.U.)	GWC-35	5.88	5.242	2/22/2024	5.56	No	23	5.561	0.1255	0	None	No	0.0001297	Param Intra 1 of 2
pH, Field (S.U.)	GWC-5	7.05	6.15	2/14/2024	6.31	No	23	n/a	n/a	0	n/a	n/a	0.006831	NP Intra (normality) 1 of 2
pH, Field (S.U.)	GWC-6	6.5	5.71	2/14/2024	5.96	No	23	n/a	n/a	0	n/a	n/a	0.006831	NP Intra (normality) 1 of 2
pH, Field (S.U.)	GWC-7	6.621	6.119	2/21/2024	6.46	No	23	6.37	0.09861	0	None	No	0.0001297	Param Intra 1 of 2
pH, Field (S.U.)	GWC-8	6.55	5.64	2/21/2024	5.86	No	25	n/a	n/a	0	n/a	n/a	0.005664	NP Intra (normality) 1 of 2
pH, Field (S.U.)	GWC-9	6.294	5.207	2/19/2024	5.4	No	23	5.75	0.2135	0	None	No	0.0001297	Param Intra 1 of 2
Sulfate as SO4 (mg/L)	GWA-1	1.7	n/a	2/13/2024	1ND	No	23	n/a	n/a	91.3	n/a	n/a	0.003415	NP Intra (NDs) 1 of 2
Sulfate as SO4 (mg/L)	**GWA-2**	**3.226**	**n/a**	**2/14/2024**	**6.7**	**Yes**	**23**	**1.121**	**0.2654**	**0**	**None**	**sqrt(x)**	**0.0002595**	**Param Intra 1 of 2**
Sulfate as SO4 (mg/L)	GWA-28	2.624	n/a	2/14/2024	0.61J	No	23	1.099	0.2046	4.348	None	sqrt(x)	0.0002595	Param Intra 1 of 2
Sulfate as SO4 (mg/L)	GWA-29	26	n/a	2/14/2024	3.3	No	22	n/a	n/a	0	n/a	n/a	0.003707	NP Intra (normality) 1 of 2
Sulfate as SO4 (mg/L)	GWA-3	172.1	n/a	n/a	1 future	n/a	15	58.88	39.96	6.667	None	No	0.0002595	Param Intra 1 of 2
Sulfate as SO4 (mg/L)	GWA-4	15	n/a	2/14/2024	8.2	No	23	n/a	n/a	0	n/a	n/a	0.003415	NP Intra (normality) 1 of 2
Sulfate as SO4 (mg/L)	GWC-10	25.15	n/a	2/20/2024	13	No	11	12.35	4.014	0	None	No	0.0002595	Param Intra 1 of 2
Sulfate as SO4 (mg/L)	GWC-11	1.5	n/a	2/14/2024	0.9J	No	22	n/a	n/a	72.73	n/a	n/a	0.003707	NP Intra (NDs) 1 of 2
Sulfate as SO4 (mg/L)	GWC-12	45.86	n/a	2/20/2024	37	No	11	29.73	5.061	0	None	No	0.0002595	Param Intra 1 of 2
Sulfate as SO4 (mg/L)	GWC-13	4.05	n/a	2/19/2024	3.7	No	23	1.596	0.1639	0	None	sqrt(x)	0.0002595	Param Intra 1 of 2
Sulfate as SO4 (mg/L)	GWC-14	35.58	n/a	2/19/2024	7.7	No	23	3.618	0.9225	0	None	sqrt(x)	0.0002595	Param Intra 1 of 2
Sulfate as SO4 (mg/L)	**GWC-15**	**2.901**	**n/a**	**2/21/2024**	**4.1**	**Yes**	**23**	**1.584**	**0.518**	**0**	**None**	**No**	**0.0002595**	**Param Intra 1 of 2**
Sulfate as SO4 (mg/L)	GWC-16	1.1	n/a	2/21/2024	1ND	No	23	n/a	n/a	56.52	n/a	n/a	0.003415	NP Intra (NDs) 1 of 2
Sulfate as SO4 (mg/L)	**GWC-17**	**1.175**	**n/a**	**2/20/2024**	**4.7**	**Yes**	**23**	**0.5519**	**0.4203**	**43.48**	**Kaplan-Meier**	**x^3**	**0.0002595**	**Param Intra 1 of 2**
Sulfate as SO4 (mg/L)	GWC-18	1.1	n/a	2/21/2024	1.1	No	23	n/a	n/a	52.17	n/a	n/a	0.003415	NP Intra (NDs) 1 of 2
Sulfate as SO4 (mg/L)	GWC-19	2.627	n/a	2/21/2024	1.2	No	22	-0.2904	0.4895	31.82	Kaplan-Meier	ln(x)	0.0002595	Param Intra 1 of 2
Sulfate as SO4 (mg/L)	**GWC-20**	**1.455**	**n/a**	**2/20/2024**	**2.6**	**Yes**	**23**	**0.8776**	**0.2268**	**8.696**	**None**	**No**	**0.0002595**	**Param Intra 1 of 2**
Sulfate as SO4 (mg/L)	GWC-21	1.1	n/a	2/19/2024	0.98J	No	23	n/a	n/a	86.96	n/a	n/a	0.003415	NP Intra (NDs) 1 of 2
Sulfate as SO4 (mg/L)	GWC-22	1.2	n/a	2/14/2024	0.62J	No	23	n/a	n/a	60.87	n/a	n/a	0.003415	NP Intra (NDs) 1 of 2
Sulfate as SO4 (mg/L)	**GWC-23**	**1**	**n/a**	**2/19/2024**	**1.5**	**Yes**	**23**	**n/a**	**n/a**	**69.57**	**n/a**	**n/a**	**0.003415**	**NP Intra (NDs) 1 of 2**
Sulfate as SO4 (mg/L)	GWC-24	2.3	n/a	2/22/2024	0.57J	No	23	n/a	n/a	56.52	n/a	n/a	0.003415	NP Intra (NDs) 1 of 2
Sulfate as SO4 (mg/L)	GWC-25	20.17	n/a	2/21/2024	9.6	No	20	8.151	4.604	0	None	No	0.0002595	Param Intra 1 of 2
Sulfate as SO4 (mg/L)	GWC-26	1.8	n/a	2/20/2024	1.3	No	23	n/a	n/a	65.22	n/a	n/a	0.003415	NP Intra (NDs) 1 of 2
Sulfate as SO4 (mg/L)	GWC-27	3.825	n/a	2/20/2024	2.5	No	23	1.665	0.8492	4.348	None	No	0.0002595	Param Intra 1 of 2
Sulfate as SO4 (mg/L)	GWC-30	3.3	n/a	2/21/2024	2.5	No	23	n/a	n/a	0	n/a	n/a	0.003415	NP Intra (normality) 1 of 2
Sulfate as SO4 (mg/L)	GWC-31	22.45	n/a	2/21/2024	11	No	18	12.92	3.547	0	None	No	0.0002595	Param Intra 1 of 2
Sulfate as SO4 (mg/L)	GWC-32	14.31	n/a	2/20/2024	11	No	23	10.12	1.647	0	None	No	0.0002595	Param Intra 1 of 2
Sulfate as SO4 (mg/L)	GWC-33	22.45	n/a	2/20/2024	11	No	16	3.242	0.5416	0	None	sqrt(x)	0.0002595	Param Intra 1 of 2
Sulfate as SO4 (mg/L)	GWC-34	3.8	n/a	2/22/2024	2.5	No	23	n/a	n/a	0	n/a	n/a	0.003415	NP Intra (normality) 1 of 2
Sulfate as SO4 (mg/L)	GWC-35	4.7	n/a	2/22/2024	4.7	No	23	n/a	n/a	0	n/a	n/a	0.003415	NP Intra (normality) 1 of 2
Sulfate as SO4 (mg/L)	GWC-5	36.29	n/a	2/14/2024	25	No	16	27.63	3.138	0	None	No	0.0002595	Param Intra 1 of 2
Sulfate as SO4 (mg/L)	GWC-6	30	n/a	2/14/2024	8.9	No	23	n/a	n/a	0	n/a	n/a	0.003415	NP Intra (normality) 1 of 2
Sulfate as SO4 (mg/L)	GWC-7	63.97	n/a	2/21/2024	45	No	9	43.78	5.652	0	None	No	0.0002595	Param Intra 1 of 2

Appendix III Intrawell Prediction Limits - All Results

Plant Wansley Client: Southern Company Data: Wansley Landfill Printed 8/13/2024, 11:13 AM

Constituent	Well	Upper Lim	Lower Lim	Date	Observ.	Sig.	Bg N	Bg Mean	Std. Dev.	%NDs	ND Adj.	Transform	Alpha	Method
Sulfate as SO4 (mg/L)	GWC-8	34.34	n/a	2/21/2024	19	No	22	2.576	0.2627	0	None	x^(1/3)	0.0002595	Param Intra 1 of 2
Sulfate as SO4 (mg/L)	GWC-9	40.67	n/a	2/19/2024	16	No	23	4.09	0.8992	0	None	sqrt(x)	0.0002595	Param Intra 1 of 2
Total Dissolved Solids [TDS] (mg/L)	GWA-1	33.53	n/a	2/13/2024	18	No	23	11.17	8.791	30.43	Kaplan-Meier	No	0.0002595	Param Intra 1 of 2
Total Dissolved Solids [TDS] (mg/L)	GWA-2	84.54	n/a	2/14/2024	46	No	23	35.72	19.19	13.04	None	No	0.0002595	Param Intra 1 of 2
Total Dissolved Solids [TDS] (mg/L)	GWA-28	113.2	n/a	2/14/2024	82	No	23	64.13	19.3	0	None	No	0.0002595	Param Intra 1 of 2
Total Dissolved Solids [TDS] (mg/L)	GWA-29	140.4	n/a	2/14/2024	84	No	22	77.77	24.42	0	None	No	0.0002595	Param Intra 1 of 2
Total Dissolved Solids [TDS] (mg/L)	GWA-3	410	n/a	n/a	1 future	n/a	16	n/a	n/a	0	n/a	n/a	0.006456	NP Intra (normality) 1 of 2
Total Dissolved Solids [TDS] (mg/L)	GWA-4	210.8	n/a	2/14/2024	170	No	23	158.4	20.57	0	None	No	0.0002595	Param Intra 1 of 2
Total Dissolved Solids [TDS] (mg/L)	GWC-10	282.1	n/a	2/20/2024	120	No	23	154.2	50.29	0	None	No	0.0002595	Param Intra 1 of 2
Total Dissolved Solids [TDS] (mg/L)	GWC-11	297.9	n/a	2/14/2024	60	No	23	146.9	59.38	4.348	None	No	0.0002595	Param Intra 1 of 2
Total Dissolved Solids [TDS] (mg/L)	GWC-12	291.4	n/a	2/20/2024	220	No	23	197.7	36.87	0	None	No	0.0002595	Param Intra 1 of 2
Total Dissolved Solids [TDS] (mg/L)	GWC-13	88.74	n/a	2/19/2024	57	No	23	50.91	14.87	0	None	No	0.0002595	Param Intra 1 of 2
Total Dissolved Solids [TDS] (mg/L)	GWC-14	565.7	n/a	2/19/2024	290	No	23	305.1	102.4	0	None	No	0.0002595	Param Intra 1 of 2
Total Dissolved Solids [TDS] (mg/L)	GWC-15	114.8	n/a	2/21/2024	89	No	23	80.39	13.53	0	None	No	0.0002595	Param Intra 1 of 2
Total Dissolved Solids [TDS] (mg/L)	GWC-16	118.6	n/a	2/21/2024	91	No	23	6575	2941	0	None	x^2	0.0002595	Param Intra 1 of 2
Total Dissolved Solids [TDS] (mg/L)	GWC-17	128.2	n/a	2/20/2024	100	No	23	8817	2991	0	None	x^2	0.0002595	Param Intra 1 of 2
Total Dissolved Solids [TDS] (mg/L)	GWC-18	117.8	n/a	2/21/2024	93	No	23	77.87	15.68	0	None	No	0.0002595	Param Intra 1 of 2
Total Dissolved Solids [TDS] (mg/L)	GWC-19	115	n/a	2/21/2024	81	No	23	64.22	19.97	4.348	None	No	0.0002595	Param Intra 1 of 2
Total Dissolved Solids [TDS] (mg/L)	GWC-20	122.6	n/a	2/20/2024	100	No	23	89.74	12.93	0	None	No	0.0002595	Param Intra 1 of 2
Total Dissolved Solids [TDS] (mg/L)	GWC-21	92.63	n/a	2/19/2024	53	No	23	50.26	16.65	0	None	No	0.0002595	Param Intra 1 of 2
Total Dissolved Solids [TDS] (mg/L)	GWC-22	126.4	n/a	2/14/2024	110	No	23	1051424	380214	4.348	None	x^3	0.0002595	Param Intra 1 of 2
Total Dissolved Solids [TDS] (mg/L)	GWC-23	73.69	n/a	2/19/2024	43	No	22	36.77	14.39	4.545	None	No	0.0002595	Param Intra 1 of 2
Total Dissolved Solids [TDS] (mg/L)	**GWC-24**	**43.69**	**n/a**	**2/22/2024**	**45**	**Yes**	**23**	**22.78**	**8.218**	**8.696**	**None**	**No**	**0.0002595**	**Param Intra 1 of 2**
Total Dissolved Solids [TDS] (mg/L)	GWC-25	124.3	n/a	2/21/2024	82	No	23	76.87	18.64	0	None	No	0.0002595	Param Intra 1 of 2
Total Dissolved Solids [TDS] (mg/L)	GWC-26	86.86	n/a	2/20/2024	42	No	23	37.98	19.22	4.348	None	No	0.0002595	Param Intra 1 of 2
Total Dissolved Solids [TDS] (mg/L)	GWC-27	79.04	n/a	2/20/2024	40	No	23	35.09	17.28	13.04	None	No	0.0002595	Param Intra 1 of 2
Total Dissolved Solids [TDS] (mg/L)	GWC-30	80.74	n/a	2/21/2024	56	No	23	43.83	14.51	0	None	No	0.0002595	Param Intra 1 of 2
Total Dissolved Solids [TDS] (mg/L)	GWC-31	161.2	n/a	2/21/2024	90	No	18	103.2	21.62	0	None	No	0.0002595	Param Intra 1 of 2
Total Dissolved Solids [TDS] (mg/L)	GWC-32	135.1	n/a	2/20/2024	83	No	23	87.91	18.56	0	None	No	0.0002595	Param Intra 1 of 2
Total Dissolved Solids [TDS] (mg/L)	GWC-33	154.8	n/a	2/20/2024	97	No	23	102.2	20.67	0	None	No	0.0002595	Param Intra 1 of 2
Total Dissolved Solids [TDS] (mg/L)	GWC-34	99.11	n/a	2/22/2024	56	No	23	43.48	21.87	8.696	None	No	0.0002595	Param Intra 1 of 2
Total Dissolved Solids [TDS] (mg/L)	**GWC-35**	**76.97**	**n/a**	**2/22/2024**	**81**	**Yes**	**23**	**37.67**	**15.45**	**4.348**	**None**	**No**	**0.0002595**	**Param Intra 1 of 2**
Total Dissolved Solids [TDS] (mg/L)	GWC-5	272.3	n/a	2/14/2024	210	No	23	184.4	34.58	0	None	No	0.0002595	Param Intra 1 of 2
Total Dissolved Solids [TDS] (mg/L)	GWC-6	187.7	n/a	2/14/2024	130	No	23	117.1	27.73	0	None	No	0.0002595	Param Intra 1 of 2
Total Dissolved Solids [TDS] (mg/L)	GWC-7	485.3	n/a	2/21/2024	350	No	18	391.7	34.85	0	None	No	0.0002595	Param Intra 1 of 2
Total Dissolved Solids [TDS] (mg/L)	GWC-8	271	n/a	2/21/2024	130	No	23	173	38.56	0	None	No	0.0002595	Param Intra 1 of 2
Total Dissolved Solids [TDS] (mg/L)	GWC-9	254.7	n/a	2/19/2024	69	No	21	140	44.34	0	None	No	0.0002595	Param Intra 1 of 2

Sanitas™ v.10.0.20 Software licensed to Groundwater Stats Consulting. UG

Within Limits

Prediction Limit

Intrawell Parametric

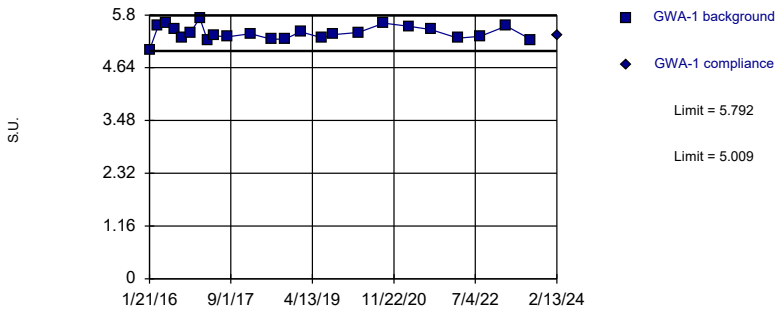

Background Data Summary: Mean=5.4, Std. Dev.=0.1553, n=24. Normality test: Shapiro Wilk @alpha = 0.01, calculated = 0.9654, critical = 0.884. Kappa = 2.521 (c=7, w=29, 1 of 2, event alpha = 0.05132). Report alpha = 0.0002595.

Constituent: pH, Field Analysis Run 8/13/2024 11:09 AM View: Appendix III - Intrawell
Plant Wansley Client: Southern Company Data: Wansley Landfill

Sanitas™ v.10.0.20 Software licensed to Groundwater Stats Consulting. UG

Within Limits

Prediction Limit

Intrawell Parametric

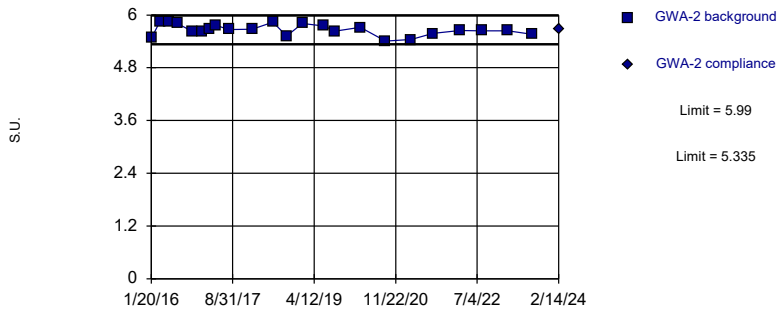

Background Data Summary: Mean=5.663, Std. Dev.=0.1287, n=23. Normality test: Shapiro Wilk @alpha = 0.01, calculated = 0.9585, critical = 0.881. Kappa = 2.544 (c=7, w=29, 1 of 2, event alpha = 0.05132). Report alpha = 0.0002595.

Constituent: pH, Field Analysis Run 8/13/2024 11:09 AM View: Appendix III - Intrawell
Plant Wansley Client: Southern Company Data: Wansley Landfill

Sanitas™ v.10.0.20 Software licensed to Groundwater Stats Consulting. UG

Within Limits

Prediction Limit

Intrawell Parametric

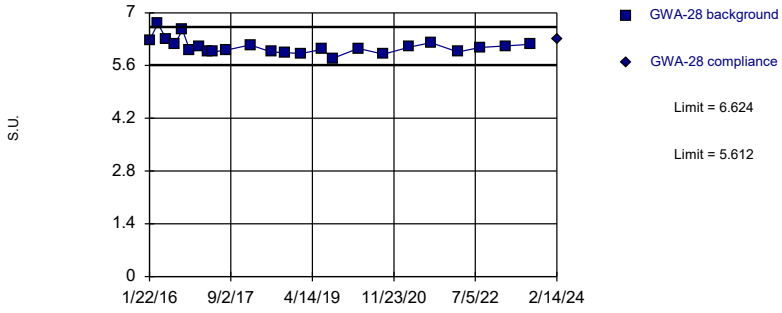

Background Data Summary (based on natural log transformation): Mean=1.808, Std. Dev.=0.03286, n=24. Normality test: Shapiro Wilk @alpha = 0.01, calculated = 0.8881, critical = 0.884. Kappa = 2.521 (c=7, w=29, 1 of 2, event alpha = 0.05132). Report alpha = 0.0002595.

Constituent: pH, Field Analysis Run 8/13/2024 11:09 AM View: Appendix III - Intrawell
Plant Wansley Client: Southern Company Data: Wansley Landfill

Sanitas™ v.10.0.20 Software licensed to Groundwater Stats Consulting. UG

Within Limits

Prediction Limit

Intrawell Non-parametric

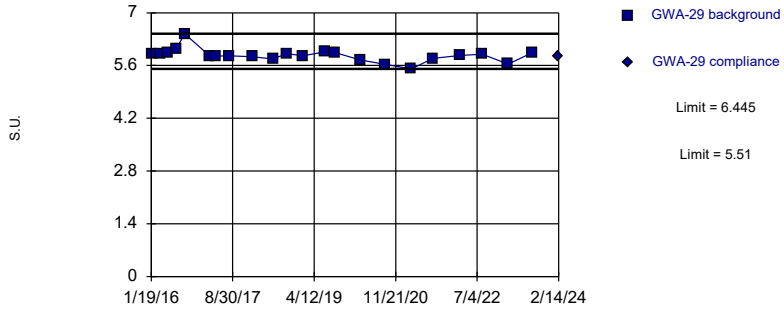

Non-parametric test used in lieu of parametric prediction limit because the Shapiro Wilk normality test showed the data to be non-normal at the 0.01 alpha level. Limits are highest and lowest of 22 background values. Well-constituent pair annual alpha = 0.0148. Individual comparison alpha = 0.007415 (1 of 2).

Constituent: pH, Field Analysis Run 8/13/2024 11:09 AM View: Appendix III - Intrawell
Plant Wansley Client: Southern Company Data: Wansley Landfill

Sanitas™ v.10.0.20 Software licensed to Groundwater Stats Consulting. UG

Prediction Limit

Intrawell Non-parametric, GWA-3 (bg)

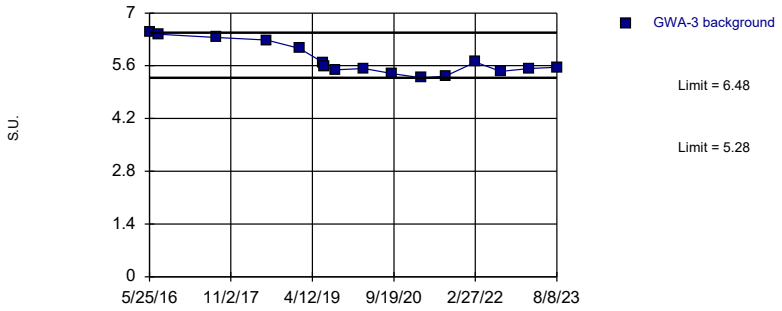

Non-parametric test used in lieu of parametric prediction limit because the Shapiro Wilk normality test showed the data to be non-normal at the 0.05 alpha level. Limits are highest and lowest of 16 background values. Well-constituent pair annual alpha = 0.02574. Individual comparison alpha = 0.01291 (1 of 2). Assumes 1 future value.

Constituent: pH, Field Analysis Run 8/13/2024 11:09 AM View: Appendix III - Intrawell
Plant Wansley Client: Southern Company Data: Wansley Landfill

Sanitas™ v.10.0.20 Software licensed to Groundwater Stats Consulting. UG

Within Limits

Prediction Limit

Intrawell Parametric

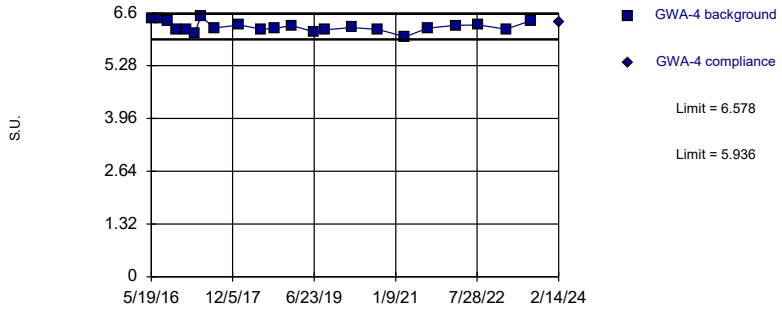

Background Data Summary: Mean=6.257, Std. Dev.=0.1251, n=22. Normality test: Shapiro Wilk @alpha = 0.01, calculated = 0.9536, critical = 0.878. Kappa = 2.566 (c=7, w=29, 1 of 2, event alpha = 0.05132). Report alpha = 0.0002595.

Constituent: pH, Field Analysis Run 8/13/2024 11:09 AM View: Appendix III - Intrawell
Plant Wansley Client: Southern Company Data: Wansley Landfill

Sanitas™ v.10.0.20 Software licensed to Groundwater Stats Consulting. UG

Within Limits

Prediction Limit

Intrawell Parametric

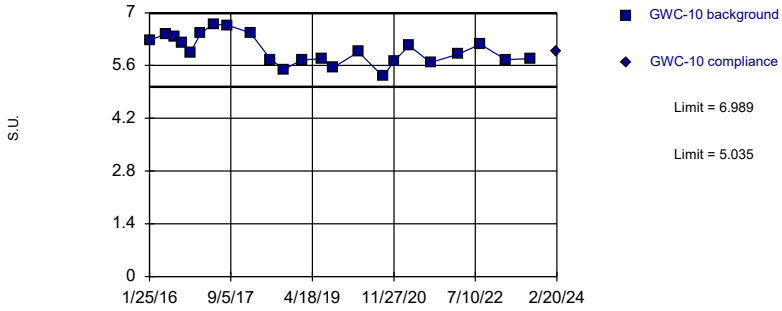

Background Data Summary: Mean=6.012, Std. Dev.=0.384, n=23. Normality test: Shapiro Wilk @alpha = 0.01, calculated = 0.9587, critical = 0.881. Kappa = 2.544 (c=7, w=29, 1 of 2, event alpha = 0.05132). Report alpha = 0.0002595.

Constituent: pH, Field Analysis Run 8/13/2024 11:09 AM View: Appendix III - Intrawell
Plant Wansley Client: Southern Company Data: Wansley Landfill

Sanitas™ v.10.0.20 Software licensed to Groundwater Stats Consulting. UG

Within Limits

Prediction Limit

Intrawell Parametric

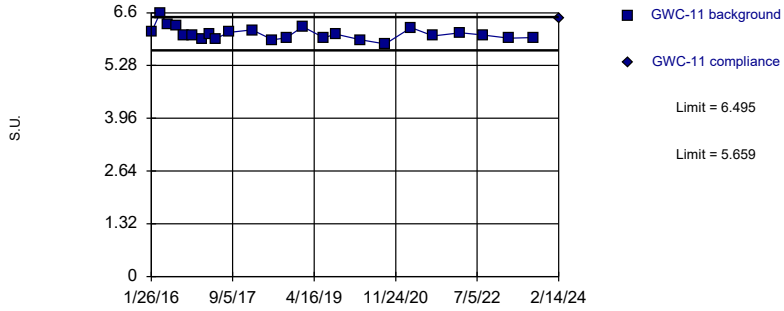

Background Data Summary: Mean=6.077, Std. Dev.=0.1657, n=24. Normality test: Shapiro Wilk @alpha = 0.01, calculated = 0.8998, critical = 0.884. Kappa = 2.521 (c=7, w=29, 1 of 2, event alpha = 0.05132). Report alpha = 0.0002595.

Constituent: pH, Field Analysis Run 8/13/2024 11:09 AM View: Appendix III - Intrawell
Plant Wansley Client: Southern Company Data: Wansley Landfill

Sanitas™ v.10.0.20 Software licensed to Groundwater Stats Consulting. UG

Within Limits

Prediction Limit

Intrawell Parametric

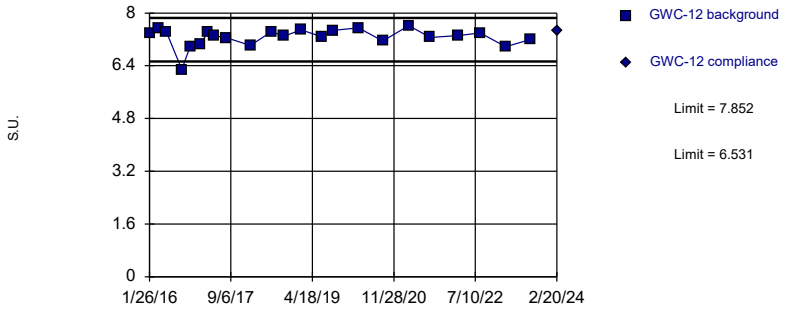

Background Data Summary (based on x^4 transformation): Mean=2810, Std. Dev.=389.5, n=23. Normality test: Shapiro Wilk @alpha = 0.01, calculated = 0.8959, critical = 0.881. Kappa = 2.544 (c=7, w=29, 1 of 2, event alpha = 0.05132). Report alpha = 0.0002595.

Constituent: pH, Field Analysis Run 8/13/2024 11:09 AM View: Appendix III - Intrawell

Plant Wansley Client: Southern Company Data: Wansley Landfill

Sanitas™ v.10.0.20 Software licensed to Groundwater Stats Consulting. UG

Within Limits

Prediction Limit

Intrawell Non-parametric

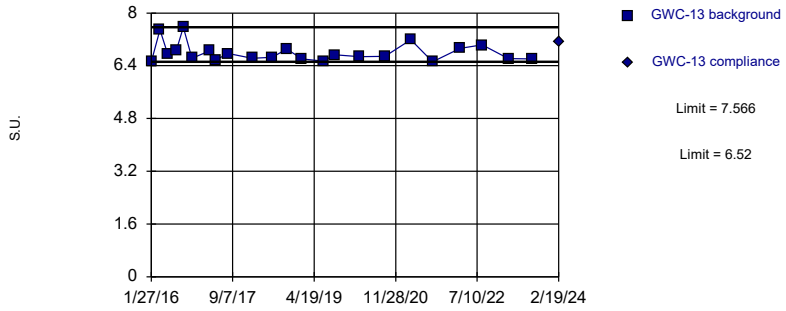

Non-parametric test used in lieu of parametric prediction limit because the Shapiro Wilk normality test showed the data to be non-normal at the 0.01 alpha level. Limits are highest and lowest of 23 background values. Well-constituent pair annual alpha = 0.01364. Individual comparison alpha = 0.006831 (1 of 2).

Constituent: pH, Field Analysis Run 8/13/2024 11:09 AM View: Appendix III - Intrawell

Plant Wansley Client: Southern Company Data: Wansley Landfill

Sanitas™ v.10.0.20 Software licensed to Groundwater Stats Consulting. UG

Within Limits

Prediction Limit

Intrawell Parametric

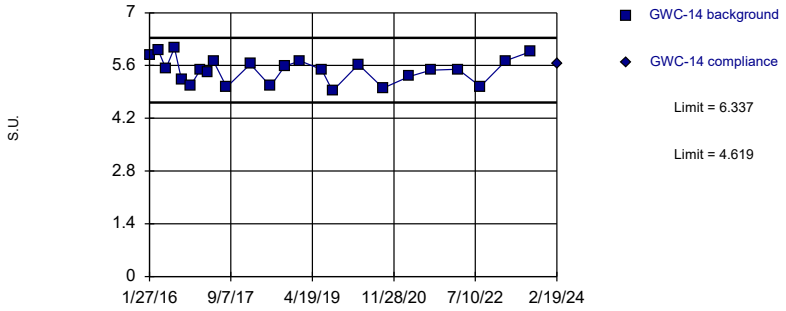

Background Data Summary: Mean=5.478, Std. Dev.=0.3408, n=24. Normality test: Shapiro Wilk @alpha = 0.01, calculated = 0.9463, critical = 0.884. Kappa = 2.521 (c=7, w=29, 1 of 2, event alpha = 0.05132). Report alpha = 0.0002595.

Constituent: pH, Field Analysis Run 8/13/2024 11:09 AM View: Appendix III - Intrawell

Plant Wansley Client: Southern Company Data: Wansley Landfill

Sanitas™ v.10.0.20 Software licensed to Groundwater Stats Consulting. UG

Within Limits

Prediction Limit

Intrawell Non-parametric

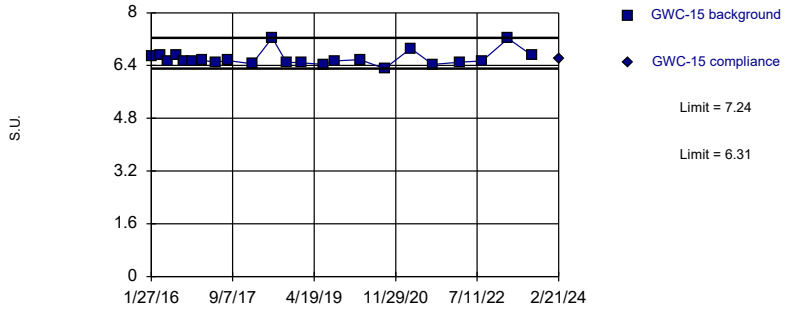

Non-parametric test used in lieu of parametric prediction limit because the Shapiro Wilk normality test showed the data to be non-normal at the 0.01 alpha level. Limits are highest and lowest of 23 background values. Well-constituent pair annual alpha = 0.01364. Individual comparison alpha = 0.006831 (1 of 2).

Constituent: pH, Field Analysis Run 8/13/2024 11:09 AM View: Appendix III - Intrawell

Plant Wansley Client: Southern Company Data: Wansley Landfill

Sanitas™ v.10.0.20 Software licensed to Groundwater Stats Consulting. UG

Within Limits

Prediction Limit

Intrawell Parametric

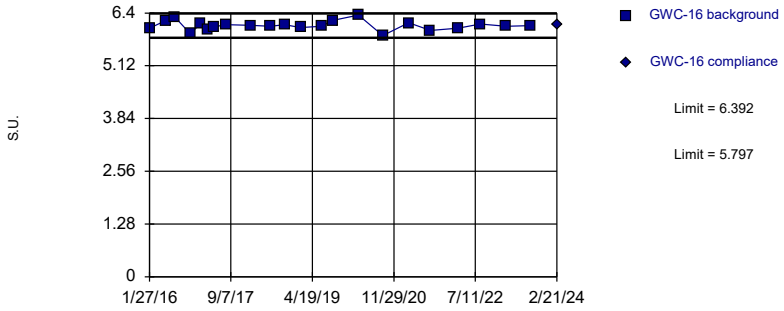

Background Data Summary: Mean=6.095, Std. Dev.=0.116, n=22. Normality test: Shapiro Wilk @alpha = 0.01, calculated = 0.9706, critical = 0.878. Kappa = 2.566 (c=7, w=29, 1 of 2, event alpha = 0.05132). Report alpha = 0.0002595.

Constituent: pH, Field Analysis Run 8/13/2024 11:09 AM View: Appendix III - Intrawell

Plant Wansley Client: Southern Company Data: Wansley Landfill

Sanitas™ v.10.0.20 Software licensed to Groundwater Stats Consulting. UG

Within Limits

Prediction Limit

Intrawell Parametric

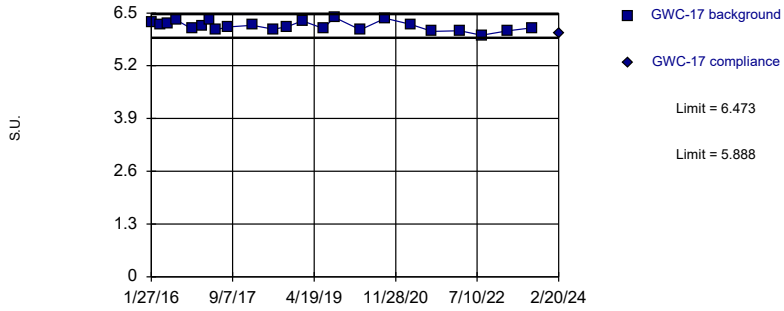

Background Data Summary: Mean=6.18, Std. Dev.=0.115, n=23. Normality test: Shapiro Wilk @alpha = 0.01, calculated = 0.9701, critical = 0.881. Kappa = 2.544 (c=7, w=29, 1 of 2, event alpha = 0.05132). Report alpha = 0.0002595.

Constituent: pH, Field Analysis Run 8/13/2024 11:09 AM View: Appendix III - Intrawell

Plant Wansley Client: Southern Company Data: Wansley Landfill

Sanitas™ v.10.0.20 Software licensed to Groundwater Stats Consulting. UG

Within Limits

Prediction Limit

Intrawell Parametric

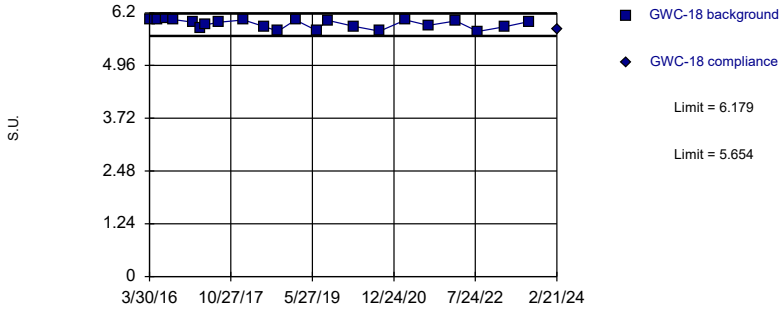

Background Data Summary (based on x^5 transformation): Mean=7395, Std. Dev.=629.3, n=22. Normality test: Shapiro Wilk @alpha = 0.01, calculated = 0.8792, critical = 0.878. Kappa = 2.566 (c=7, w=29, 1 of 2, event alpha = 0.05132). Report alpha = 0.0002595.

Constituent: pH, Field Analysis Run 8/13/2024 11:09 AM View: Appendix III - Intrawell

Plant Wansley Client: Southern Company Data: Wansley Landfill

Sanitas™ v.10.0.20 Software licensed to Groundwater Stats Consulting. UG

Within Limits

Prediction Limit

Intrawell Parametric

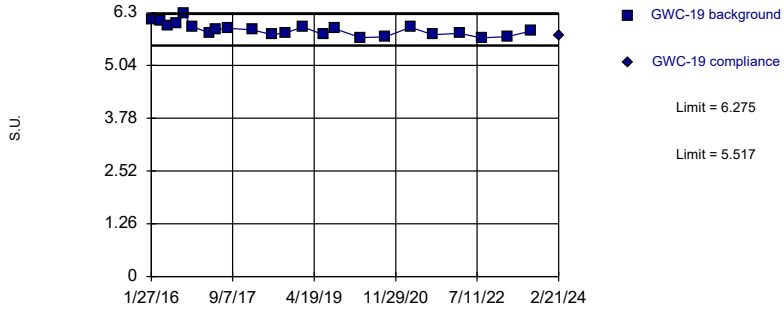

Background Data Summary: Mean=5.896, Std. Dev.=0.149, n=23. Normality test: Shapiro Wilk @alpha = 0.01, calculated = 0.9411, critical = 0.881. Kappa = 2.544 (c=7, w=29, 1 of 2, event alpha = 0.05132). Report alpha = 0.0002595.

Constituent: pH, Field Analysis Run 8/13/2024 11:09 AM View: Appendix III - Intrawell

Plant Wansley Client: Southern Company Data: Wansley Landfill

Sanitas™ v.10.0.20 Software licensed to Groundwater Stats Consulting. UG

Within Limits

Prediction Limit

Intrawell Non-parametric

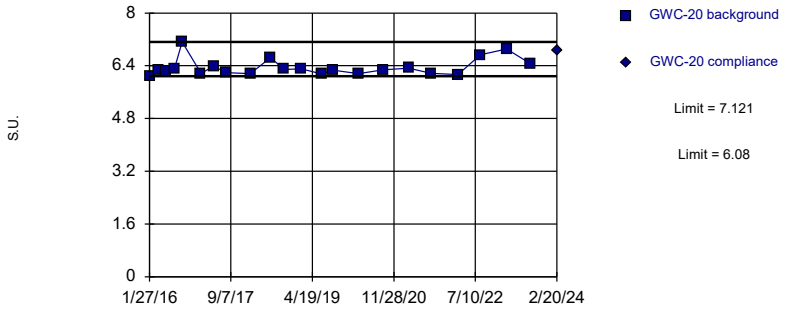

Non-parametric test used in lieu of parametric prediction limit because the Shapiro Wilk normality test showed the data to be non-normal at the 0.01 alpha level. Limits are highest and lowest of 22 background values. Well-constituent pair annual alpha = 0.0148. Individual comparison alpha = 0.007415 (1 of 2).

Constituent: pH, Field Analysis Run 8/13/2024 11:09 AM View: Appendix III - Intrawell

Plant Wansley Client: Southern Company Data: Wansley Landfill

Sanitas™ v.10.0.20 Software licensed to Groundwater Stats Consulting. UG

Within Limits

Prediction Limit

Intrawell Parametric

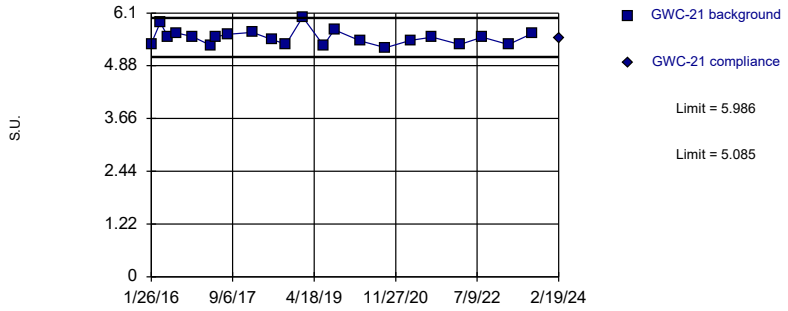

Background Data Summary: Mean=5.535, Std. Dev.=0.1756, n=22. Normality test: Shapiro Wilk @alpha = 0.01, calculated = 0.9098, critical = 0.878. Kappa = 2.566 (c=7, w=29, 1 of 2, event alpha = 0.05132). Report alpha = 0.0002595.

Constituent: pH, Field Analysis Run 8/13/2024 11:09 AM View: Appendix III - Intrawell

Plant Wansley Client: Southern Company Data: Wansley Landfill

Sanitas™ v.10.0.20 Software licensed to Groundwater Stats Consulting. UG

Within Limits

Prediction Limit

Intrawell Parametric

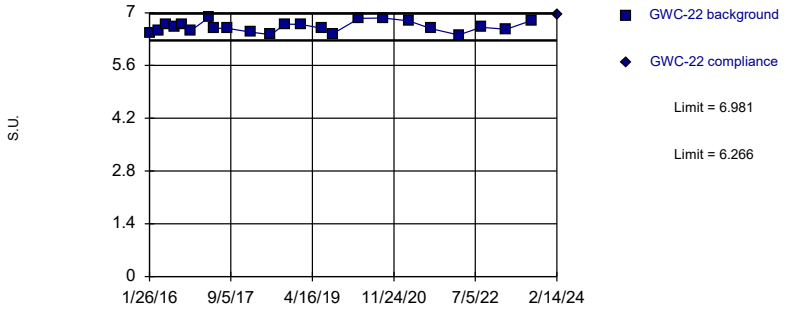

Background Data Summary: Mean=6.623, Std. Dev.=0.1405, n=23. Normality test: Shapiro Wilk @alpha = 0.01, calculated = 0.9498, critical = 0.881. Kappa = 2.544 (c=7, w=29, 1 of 2, event alpha = 0.05132). Report alpha = 0.0002595.

Constituent: pH, Field Analysis Run 8/13/2024 11:09 AM View: Appendix III - Intrawell

Plant Wansley Client: Southern Company Data: Wansley Landfill

Sanitas™ v.10.0.20 Software licensed to Groundwater Stats Consulting. UG

Within Limits

Prediction Limit

Intrawell Parametric

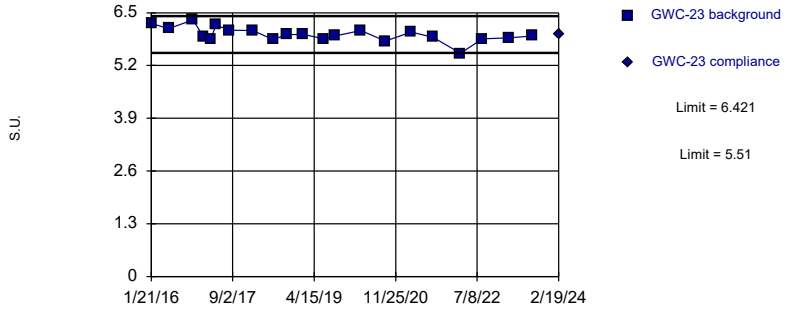

Background Data Summary: Mean=5.966, Std. Dev.=0.1759, n=21. Normality test: Shapiro Wilk @alpha = 0.01, calculated = 0.9437, critical = 0.873. Kappa = 2.589 (c=7, w=29, 1 of 2, event alpha = 0.05132). Report alpha = 0.0002595.

Constituent: pH, Field Analysis Run 8/13/2024 11:09 AM View: Appendix III - Intrawell

Plant Wansley Client: Southern Company Data: Wansley Landfill

Sanitas™ v.10.0.20 Software licensed to Groundwater Stats Consulting. UG

Within Limits

Prediction Limit

Intrawell Parametric

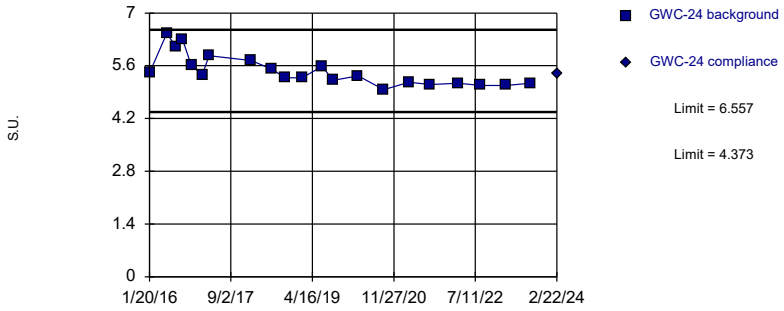

Background Data Summary: Mean=5.465, Std. Dev.=0.4218, n=21. Normality test: Shapiro Wilk @alpha = 0.01, calculated = 0.8765, critical = 0.873. Kappa = 2.589 (c=7, w=29, 1 of 2, event alpha = 0.05132). Report alpha = 0.0002595.

Constituent: pH, Field Analysis Run 8/13/2024 11:09 AM View: Appendix III - Intrawell
Plant Wansley Client: Southern Company Data: Wansley Landfill

Sanitas™ v.10.0.20 Software licensed to Groundwater Stats Consulting. UG

Within Limits

Prediction Limit

Intrawell Parametric

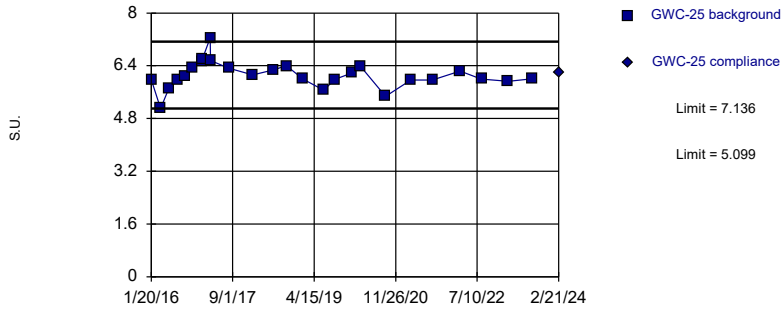

Background Data Summary: Mean=6.118, Std. Dev.=0.4099, n=26. Normality test: Shapiro Wilk @alpha = 0.01, calculated = 0.9484, critical = 0.891. Kappa = 2.485 (c=7, w=29, 1 of 2, event alpha = 0.05132). Report alpha = 0.0002595.

Constituent: pH, Field Analysis Run 8/13/2024 11:09 AM View: Appendix III - Intrawell
Plant Wansley Client: Southern Company Data: Wansley Landfill

Sanitas™ v.10.0.20 Software licensed to Groundwater Stats Consulting. UG

Within Limits

Prediction Limit

Intrawell Non-parametric

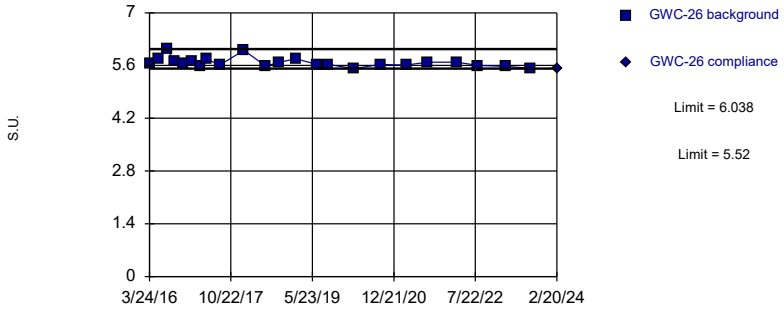

Non-parametric test used in lieu of parametric prediction limit because the Shapiro Wilk normality test showed the data to be non-normal at the 0.01 alpha level. Limits are highest and lowest of 23 background values. Well-constituent pair annual alpha = 0.01364. Individual comparison alpha = 0.006831 (1 of 2).

Constituent: pH, Field Analysis Run 8/13/2024 11:09 AM View: Appendix III - Intrawell
Plant Wansley Client: Southern Company Data: Wansley Landfill

Sanitas™ v.10.0.20 Software licensed to Groundwater Stats Consulting. UG

Within Limits

Prediction Limit

Intrawell Parametric

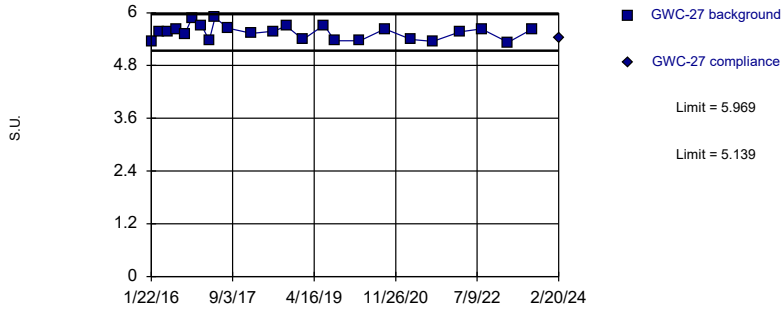

Background Data Summary: Mean=5.554, Std. Dev.=0.1647, n=24. Normality test: Shapiro Wilk @alpha = 0.01, calculated = 0.9198, critical = 0.884. Kappa = 2.521 (c=7, w=29, 1 of 2, event alpha = 0.05132). Report alpha = 0.0002595.

Constituent: pH, Field Analysis Run 8/13/2024 11:09 AM View: Appendix III - Intrawell
Plant Wansley Client: Southern Company Data: Wansley Landfill

Sanitas™ v.10.0.20 Software licensed to Groundwater Stats Consulting. UG

Within Limits

Prediction Limit

Intrawell Non-parametric

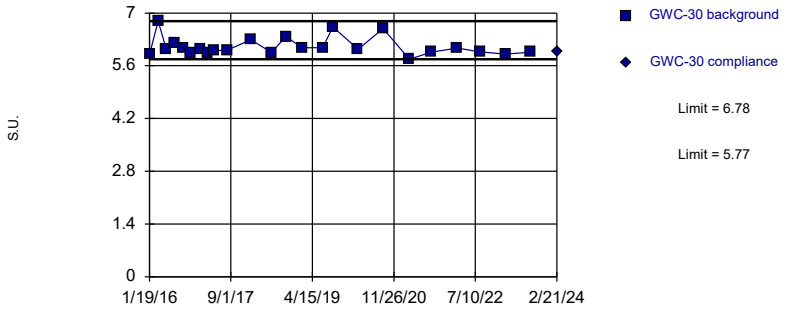

Non-parametric test used in lieu of parametric prediction limit because the Shapiro Wilk normality test showed the data to be non-normal at the 0.01 alpha level. Limits are highest and lowest of 24 background values. Well-constituent pair annual alpha = 0.01248. Individual comparison alpha = 0.006247 (1 of 2).

Constituent: pH, Field Analysis Run 8/13/2024 11:09 AM View: Appendix III - Intrawell
Plant Wansley Client: Southern Company Data: Wansley Landfill

Sanitas™ v.10.0.20 Software licensed to Groundwater Stats Consulting. UG

Exceeds Limits

Prediction Limit

Intrawell Parametric

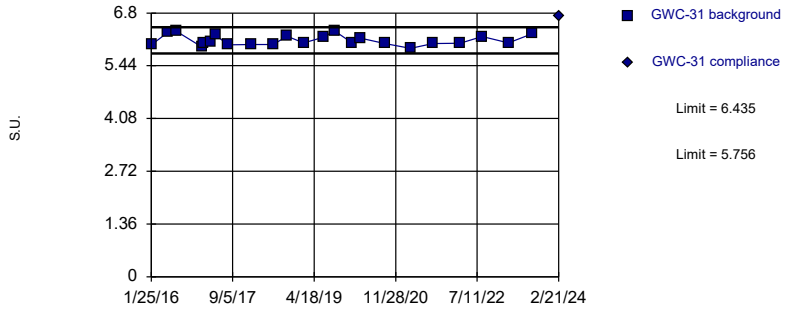

Background Data Summary: Mean=6.096, Std. Dev.=0.1334, n=23. Normality test: Shapiro Wilk @alpha = 0.01, calculated = 0.9092, critical = 0.881. Kappa = 2.544 (c=7, w=29, 1 of 2, event alpha = 0.05132). Report alpha = 0.0002595.

Constituent: pH, Field Analysis Run 8/13/2024 11:09 AM View: Appendix III - Intrawell
Plant Wansley Client: Southern Company Data: Wansley Landfill

Sanitas™ v.10.0.20 Software licensed to Groundwater Stats Consulting. UG

Within Limits

Prediction Limit

Intrawell Parametric

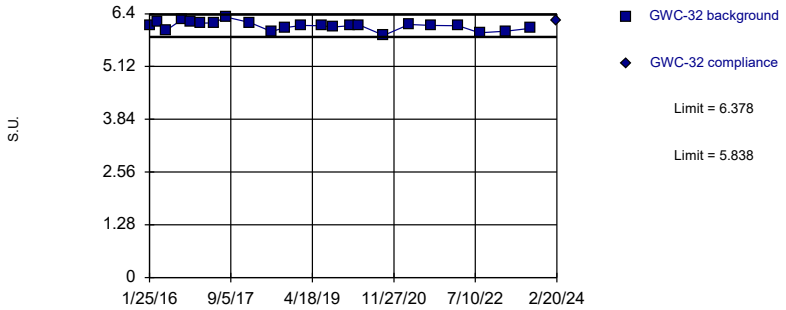

Background Data Summary: Mean=6.108, Std. Dev.=0.106, n=23. Normality test: Shapiro Wilk @alpha = 0.01, calculated = 0.9779, critical = 0.881. Kappa = 2.544 (c=7, w=29, 1 of 2, event alpha = 0.05132). Report alpha = 0.0002595.

Constituent: pH, Field Analysis Run 8/13/2024 11:09 AM View: Appendix III - Intrawell
Plant Wansley Client: Southern Company Data: Wansley Landfill

Sanitas™ v.10.0.20 Software licensed to Groundwater Stats Consulting. UG

Within Limits

Prediction Limit

Intrawell Parametric

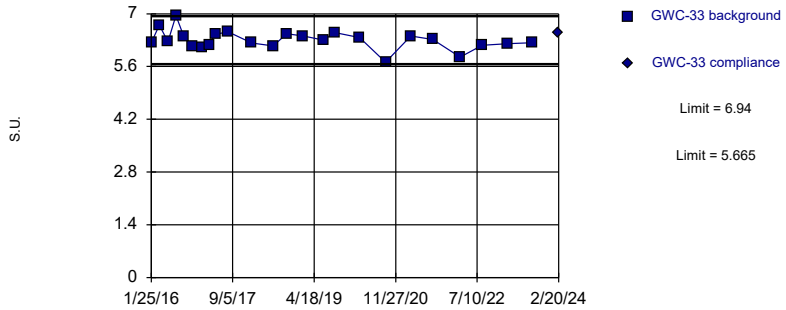

Background Data Summary: Mean=6.302, Std. Dev.=0.253, n=24. Normality test: Shapiro Wilk @alpha = 0.01, calculated = 0.9525, critical = 0.884. Kappa = 2.521 (c=7, w=29, 1 of 2, event alpha = 0.05132). Report alpha = 0.0002595.

Constituent: pH, Field Analysis Run 8/13/2024 11:09 AM View: Appendix III - Intrawell
Plant Wansley Client: Southern Company Data: Wansley Landfill

Sanitas™ v.10.0.20 Software licensed to Groundwater Stats Consulting. UG

Exceeds Limits

Prediction Limit

Intrawell Parametric

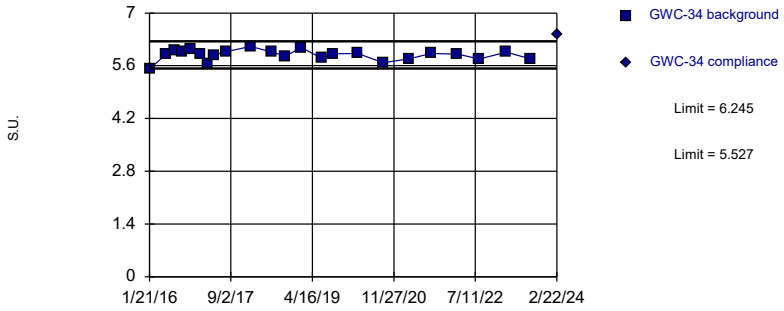

Background Data Summary: Mean=5.886, Std. Dev.=0.1412, n=23. Normality test: Shapiro Wilk @alpha = 0.01, calculated = 0.9404, critical = 0.881. Kappa = 2.544 (c=7, w=29, 1 of 2, event alpha = 0.05132). Report alpha = 0.0002595.

Constituent: pH, Field Analysis Run 8/13/2024 11:09 AM View: Appendix III - Intrawell
Plant Wansley Client: Southern Company Data: Wansley Landfill

Sanitas™ v.10.0.20 Software licensed to Groundwater Stats Consulting. UG

Within Limits

Prediction Limit

Intrawell Parametric

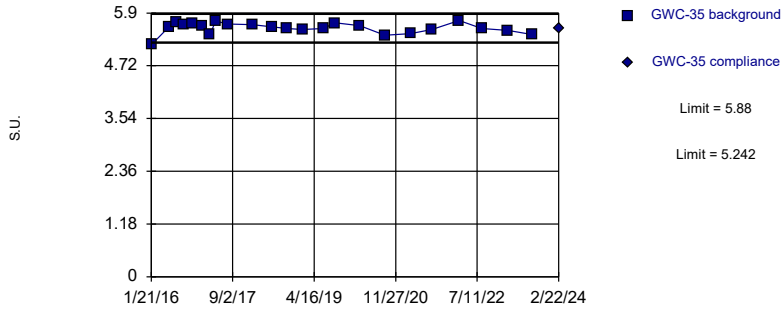

Background Data Summary: Mean=5.561, Std. Dev.=0.1255, n=23. Normality test: Shapiro Wilk @alpha = 0.01, calculated = 0.9192, critical = 0.881. Kappa = 2.544 (c=7, w=29, 1 of 2, event alpha = 0.05132). Report alpha = 0.0002595.

Constituent: pH, Field Analysis Run 8/13/2024 11:09 AM View: Appendix III - Intrawell
Plant Wansley Client: Southern Company Data: Wansley Landfill

Sanitas™ v.10.0.20 Software licensed to Groundwater Stats Consulting. UG

Within Limits

Prediction Limit

Intrawell Non-parametric

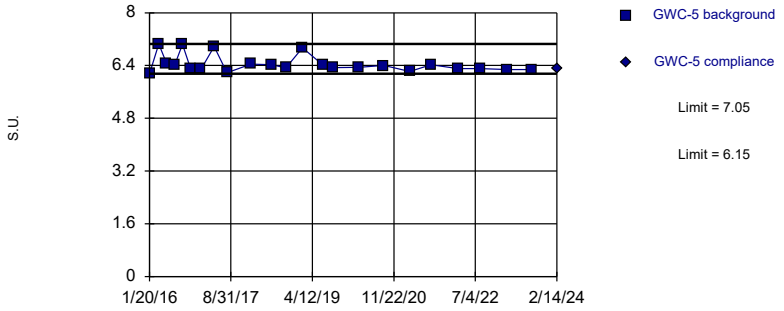

Non-parametric test used in lieu of parametric prediction limit because the Shapiro Wilk normality test showed the data to be non-normal at the 0.01 alpha level. Limits are highest and lowest of 23 background values. Well-constituent pair annual alpha = 0.01364. Individual comparison alpha = 0.006831 (1 of 2).

Constituent: pH, Field Analysis Run 8/13/2024 11:09 AM View: Appendix III - Intrawell
Plant Wansley Client: Southern Company Data: Wansley Landfill

Sanitas™ v.10.0.20 Software licensed to Groundwater Stats Consulting. UG

Within Limits

Prediction Limit

Intrawell Non-parametric

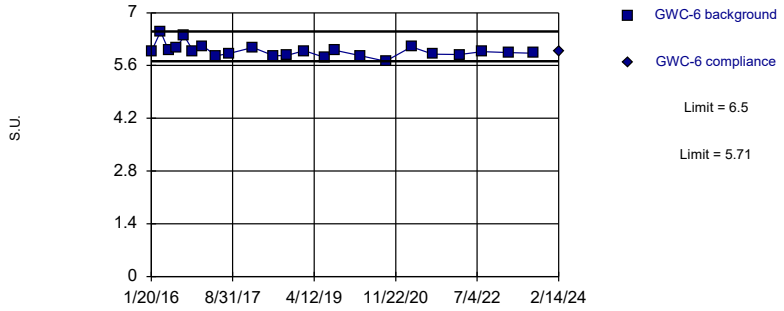

Non-parametric test used in lieu of parametric prediction limit because the Shapiro Wilk normality test showed the data to be non-normal at the 0.01 alpha level. Limits are highest and lowest of 23 background values. Well-constituent pair annual alpha = 0.01364. Individual comparison alpha = 0.006831 (1 of 2).

Constituent: pH, Field Analysis Run 8/13/2024 11:09 AM View: Appendix III - Intrawell
Plant Wansley Client: Southern Company Data: Wansley Landfill

Sanitas™ v.10.0.20 Software licensed to Groundwater Stats Consulting. UG

Within Limits

Prediction Limit

Intrawell Parametric

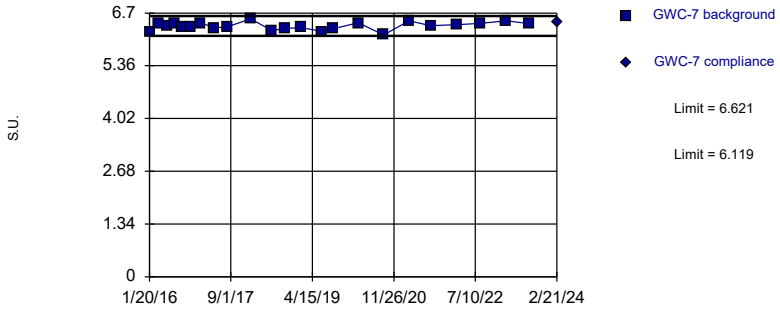

Background Data Summary: Mean=6.37, Std. Dev.=0.09861, n=23. Normality test: Shapiro Wilk @alpha = 0.01, calculated = 0.9814, critical = 0.881. Kappa = 2.544 (c=7, w=29, 1 of 2, event alpha = 0.05132). Report alpha = 0.0002595.

Constituent: pH, Field Analysis Run 8/13/2024 11:09 AM View: Appendix III - Intrawell
Plant Wansley Client: Southern Company Data: Wansley Landfill

Sanitas™ v.10.0.20 Software licensed to Groundwater Stats Consulting. UG

Within Limits

Prediction Limit

Intrawell Non-parametric

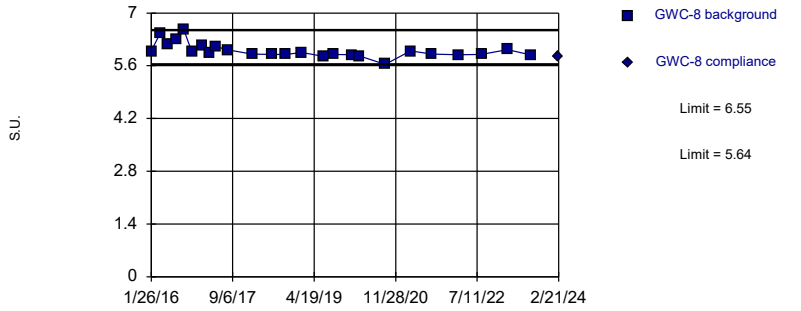

Non-parametric test used in lieu of parametric prediction limit because the Shapiro Wilk normality test showed the data to be non-normal at the 0.01 alpha level. Limits are highest and lowest of 25 background values. Well-constituent pair annual alpha = 0.01131. Individual comparison alpha = 0.005664 (1 of 2).

Constituent: pH, Field Analysis Run 8/13/2024 11:10 AM View: Appendix III - Intrawell
Plant Wansley Client: Southern Company Data: Wansley Landfill

Sanitas™ v.10.0.20 Software licensed to Groundwater Stats Consulting. UG

Within Limits

Prediction Limit

Intrawell Parametric

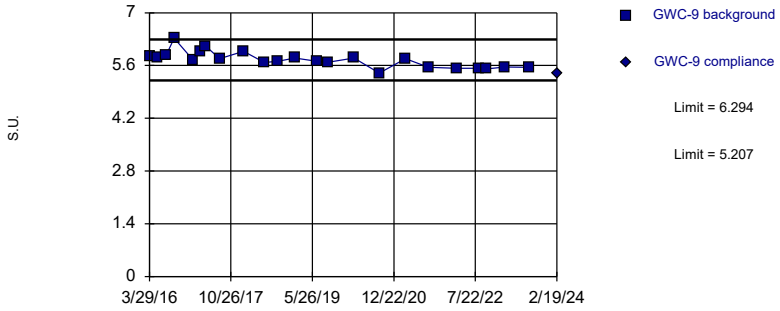

Background Data Summary: Mean=5.75, Std. Dev.=0.2135, n=23. Normality test: Shapiro Wilk @alpha = 0.01, calculated = 0.9467, critical = 0.881. Kappa = 2.544 (c=7, w=29, 1 of 2, event alpha = 0.05132). Report alpha = 0.0002595.

Constituent: pH, Field Analysis Run 8/13/2024 11:10 AM View: Appendix III - Intrawell
Plant Wansley Client: Southern Company Data: Wansley Landfill

Sanitas™ v.10.0.20 Software licensed to Groundwater Stats Consulting. UG
Hollow symbols indicate censored values.

Within Limit

Prediction Limit

Intrawell Non-parametric

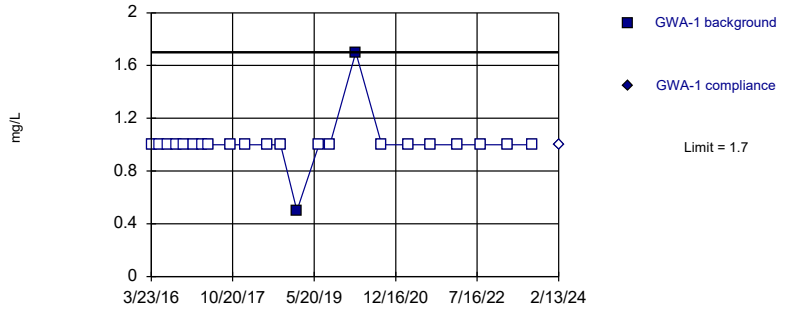

Non-parametric test used in lieu of parametric prediction limit because censored data exceeded 50%. Limit is highest of 23 background values. 91.3% NDs. Well-constituent pair annual alpha = 0.006819. Individual comparison alpha = 0.003415 (1 of 2).

Constituent: Sulfate as SO4 Analysis Run 8/13/2024 11:10 AM View: Appendix III - Intrawell
Plant Wansley Client: Southern Company Data: Wansley Landfill

Sanitas™ v.10.0.20 Software licensed to Groundwater Stats Consulting. UG

Exceeds Limit

Prediction Limit

Intrawell Parametric

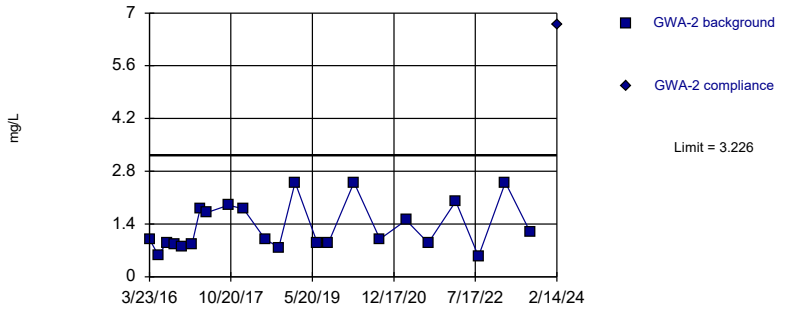

Background Data Summary (based on square root transformation): Mean=1.121, Std. Dev.=0.2654, n=23. Normality test: Shapiro Wilk @alpha = 0.01, calculated = 0.8964, critical = 0.881. Kappa = 2.544 (c=7, w=29, 1 of 2, event alpha = 0.05132). Report alpha = 0.0002595.

Constituent: Sulfate as SO4 Analysis Run 8/13/2024 11:10 AM View: Appendix III - Intrawell
Plant Wansley Client: Southern Company Data: Wansley Landfill

Sanitas™ v.10.0.20 Software licensed to Groundwater Stats Consulting. UG
Hollow symbols indicate censored values.

Within Limit

Prediction Limit

Intrawell Parametric

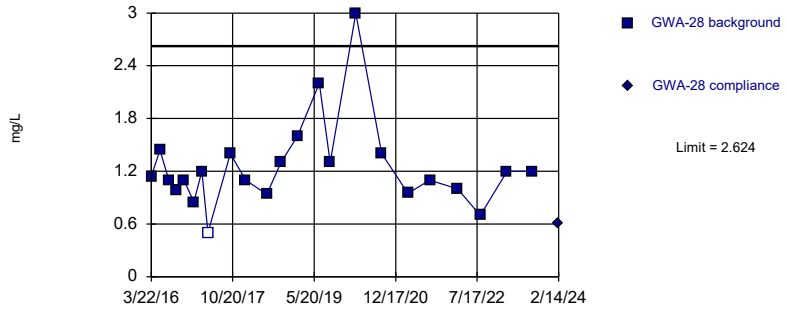

Background Data Summary (based on square root transformation): Mean=1.099, Std. Dev.=0.2046, n=23, 4.348% NDs. Normality test: Shapiro Wilk @alpha = 0.01, calculated = 0.8828, critical = 0.881. Kappa = 2.544 (c=7, w=29, 1 of 2, event alpha = 0.05132). Report alpha = 0.0002595.

Constituent: Sulfate as SO4 Analysis Run 8/13/2024 11:10 AM View: Appendix III - Intrawell
Plant Wansley Client: Southern Company Data: Wansley Landfill

Sanitas™ v.10.0.20 Software licensed to Groundwater Stats Consulting. UG

Within Limit

Prediction Limit

Intrawell Non-parametric

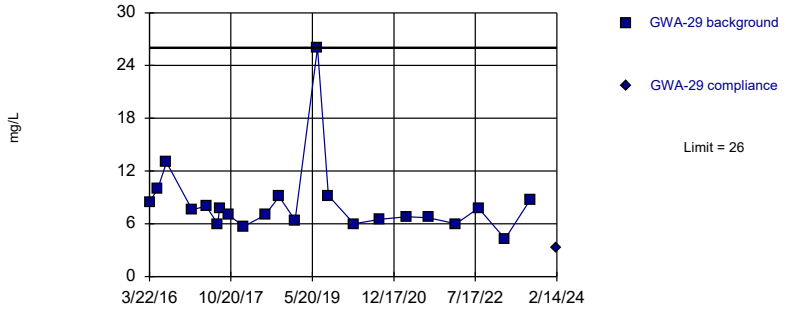

Non-parametric test used in lieu of parametric prediction limit because the Shapiro Wilk normality test showed the data to be non-normal at the 0.01 alpha level. Limit is highest of 22 background values. Well-constituent pair annual alpha = 0.007401. Individual comparison alpha = 0.003707 (1 of 2).

Constituent: Sulfate as SO4 Analysis Run 8/13/2024 11:10 AM View: Appendix III - Intrawell
Plant Wansley Client: Southern Company Data: Wansley Landfill

Sanitas™ v.10.0.20 Software licensed to Groundwater Stats Consulting. UG
Hollow symbols indicate censored values.

Prediction Limit

Intrawell Parametric, GWA-3 (bg)

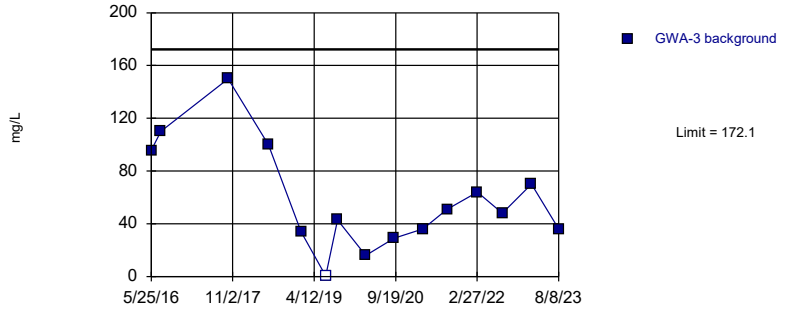

Background Data Summary: Mean=58.88, Std. Dev.=39.96, n=15, 6.667% NDs. Normality test: Shapiro Wilk @alpha = 0.05, calculated = 0.9378, critical = 0.881. Kappa = 2.835 (c=7, w=29, 1 of 2, event alpha = 0.05132). Report alpha = 0.0002595. Assumes 1 future value.

Constituent: Sulfate as SO4 Analysis Run 8/13/2024 11:10 AM View: Appendix III - Intrawell
Plant Wansley Client: Southern Company Data: Wansley Landfill

Sanitas™ v.10.0.20 Software licensed to Groundwater Stats Consulting. UG

Within Limit

Prediction Limit

Intrawell Non-parametric

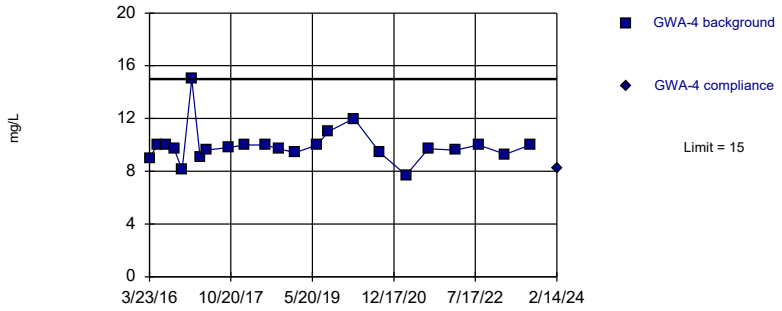

Non-parametric test used in lieu of parametric prediction limit because the Shapiro Wilk normality test showed the data to be non-normal at the 0.01 alpha level. Limit is highest of 23 background values. Well-constituent pair annual alpha = 0.006819. Individual comparison alpha = 0.003415 (1 of 2).

Constituent: Sulfate as SO4 Analysis Run 8/13/2024 11:10 AM View: Appendix III - Intrawell
Plant Wansley Client: Southern Company Data: Wansley Landfill

Sanitas™ v.10.0.20 Software licensed to Groundwater Stats Consulting. UG

Within Limit

Prediction Limit

Intrawell Parametric

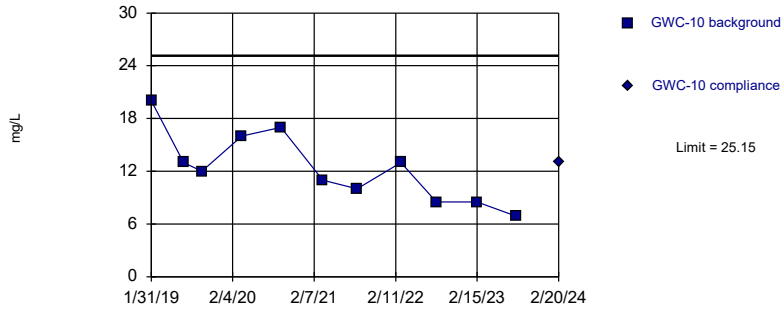

Background Data Summary: Mean=12.35, Std. Dev.=4.014, n=11. Normality test: Shapiro Wilk @alpha = 0.05, calculated = 0.957, critical = 0.85. Kappa = 3.188 (c=7, w=29, 1 of 2, event alpha = 0.05132). Report alpha = 0.0002595.

Constituent: Sulfate as SO4 Analysis Run 8/13/2024 11:10 AM View: Appendix III - Intrawell
Plant Wansley Client: Southern Company Data: Wansley Landfill

Sanitas™ v.10.0.20 Software licensed to Groundwater Stats Consulting. UG
Hollow symbols indicate censored values.

Within Limit

Prediction Limit

Intrawell Non-parametric

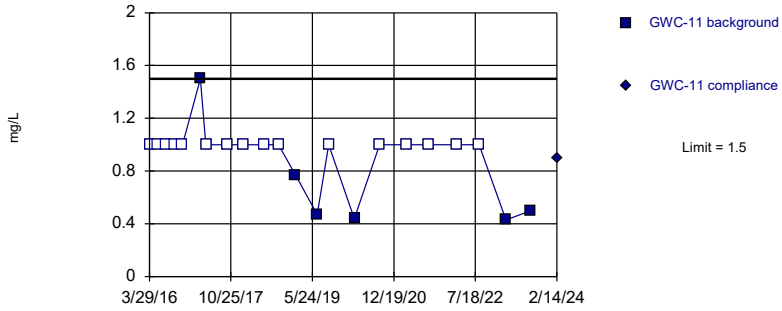

Non-parametric test used in lieu of parametric prediction limit because censored data exceeded 50%. Limit is highest of 22 background values. 72.73% NDs. Well-constituent pair annual alpha = 0.007401. Individual comparison alpha = 0.003707 (1 of 2).

Constituent: Sulfate as SO4 Analysis Run 8/13/2024 11:10 AM View: Appendix III - Intrawell
Plant Wansley Client: Southern Company Data: Wansley Landfill

Sanitas™ v.10.0.20 Software licensed to Groundwater Stats Consulting. UG

Within Limit

Prediction Limit

Intrawell Parametric

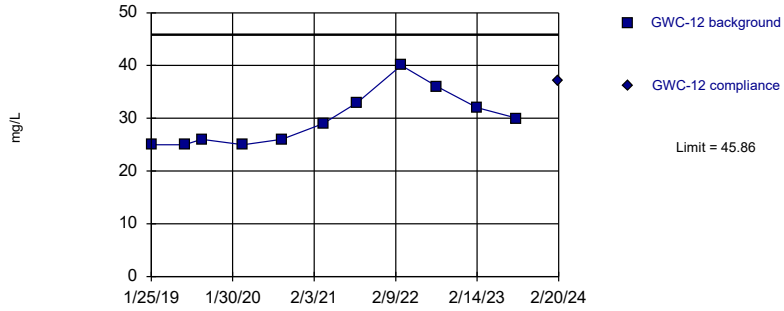

Background Data Summary: Mean=29.73, Std. Dev.=5.061, n=11. Normality test: Shapiro Wilk @alpha = 0.05, calculated = 0.8773, critical = 0.85. Kappa = 3.188 (c=7, w=29, 1 of 2, event alpha = 0.05132). Report alpha = 0.0002595.

Constituent: Sulfate as SO4 Analysis Run 8/13/2024 11:10 AM View: Appendix III - Intrawell
Plant Wansley Client: Southern Company Data: Wansley Landfill

Sanitas™ v.10.0.20 Software licensed to Groundwater Stats Consulting. UG

Within Limit

Prediction Limit

Intrawell Parametric

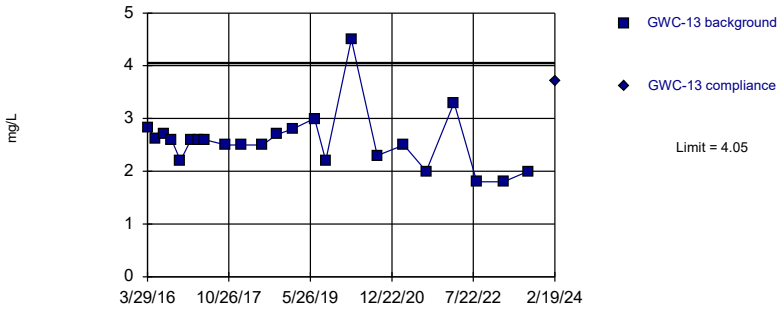

Background Data Summary (based on square root transformation): Mean=1.596, Std. Dev.=0.1639, n=23. Normality test: Shapiro Wilk @alpha = 0.01, calculated = 0.8828, critical = 0.881. Kappa = 2.544 (c=7, w=29, 1 of 2, event alpha = 0.05132). Report alpha = 0.0002595.

Constituent: Sulfate as SO4 Analysis Run 8/13/2024 11:10 AM View: Appendix III - Intrawell
Plant Wansley Client: Southern Company Data: Wansley Landfill

Sanitas™ v.10.0.20 Software licensed to Groundwater Stats Consulting. UG

Within Limit

Prediction Limit

Intrawell Parametric

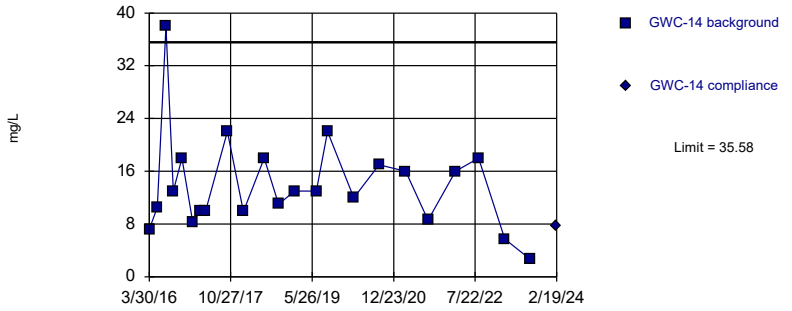

Background Data Summary (based on square root transformation): Mean=3.618, Std. Dev.=0.9225, n=23. Normality test: Shapiro Wilk @alpha = 0.01, calculated = 0.9614, critical = 0.881. Kappa = 2.544 (c=7, w=29, 1 of 2, event alpha = 0.05132). Report alpha = 0.0002595.

Constituent: Sulfate as SO4 Analysis Run 8/13/2024 11:10 AM View: Appendix III - Intrawell
Plant Wansley Client: Southern Company Data: Wansley Landfill

Sanitas™ v.10.0.20 Software licensed to Groundwater Stats Consulting. UG

Exceeds Limit

Prediction Limit

Intrawell Parametric

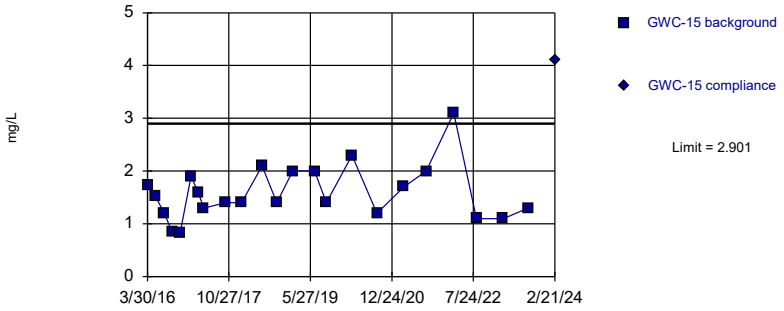

Background Data Summary: Mean=1.584, Std. Dev.=0.518, n=23. Normality test: Shapiro Wilk @alpha = 0.01, calculated = 0.9275, critical = 0.881. Kappa = 2.544 (c=7, w=29, 1 of 2, event alpha = 0.05132). Report alpha = 0.0002595.

Constituent: Sulfate as SO4 Analysis Run 8/13/2024 11:10 AM View: Appendix III - Intrawell
Plant Wansley Client: Southern Company Data: Wansley Landfill

Sanitas™ v.10.0.20 Software licensed to Groundwater Stats Consulting. UG
Hollow symbols indicate censored values.

Within Limit

Prediction Limit

Intrawell Non-parametric

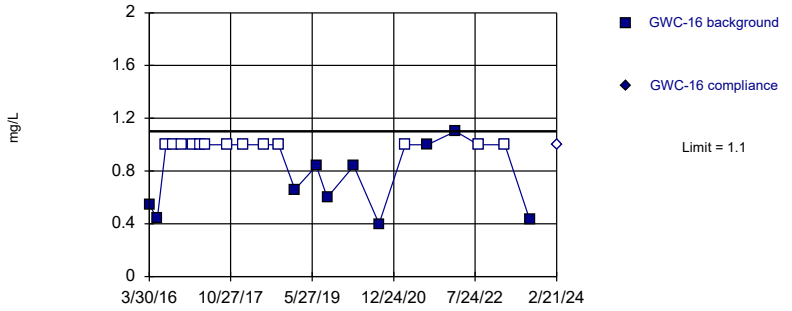

Non-parametric test used in lieu of parametric prediction limit because censored data exceeded 50%. Limit is highest of 23 background values. 56.52% NDs. Well-constituent pair annual alpha = 0.006819. Individual comparison alpha = 0.003415 (1 of 2).

Constituent: Sulfate as SO4 Analysis Run 8/13/2024 11:10 AM View: Appendix III - Intrawell
Plant Wansley Client: Southern Company Data: Wansley Landfill

Sanitas™ v.10.0.20 Software licensed to Groundwater Stats Consulting. UG
Hollow symbols indicate censored values.

Exceeds Limit

Prediction Limit

Intrawell Parametric

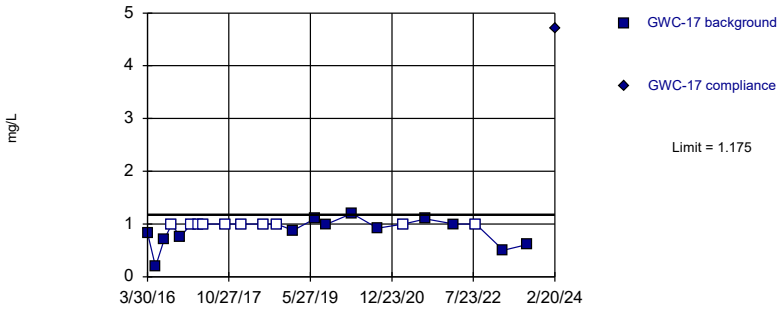

Background Data Summary (based on cube transformation) (after Kaplan-Meier Adjustment): Mean=0.5519, Std. Dev.=0.4203, n=23, 43.48% NDs. Normality test: Shapiro Wilk @alpha = 0.01, calculated = 0.8923, critical = 0.881. Kappa = 2.544 (c=7, w=29, 1 of 2, event alpha = 0.05132). Report alpha = 0.0002595.

Constituent: Sulfate as SO4 Analysis Run 8/13/2024 11:10 AM View: Appendix III - Intrawell
Plant Wansley Client: Southern Company Data: Wansley Landfill

Sanitas™ v.10.0.20 Software licensed to Groundwater Stats Consulting. UG
Hollow symbols indicate censored values.

Within Limit

Prediction Limit

Intrawell Non-parametric

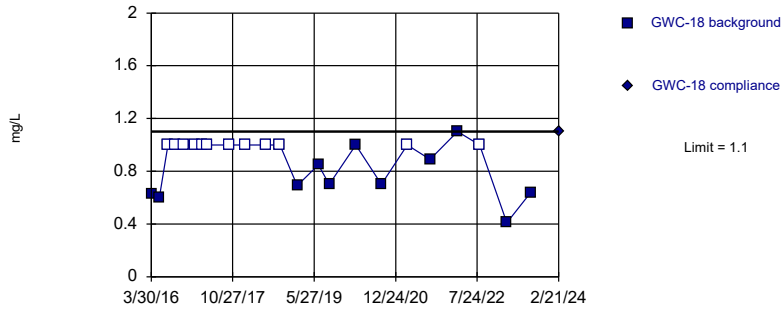

Non-parametric test used in lieu of parametric prediction limit because censored data exceeded 50%. Limit is highest of 23 background values. 52.17% NDs. Well-constituent pair annual alpha = 0.006819. Individual comparison alpha = 0.003415 (1 of 2).

Constituent: Sulfate as SO4 Analysis Run 8/13/2024 11:10 AM View: Appendix III - Intrawell
Plant Wansley Client: Southern Company Data: Wansley Landfill

Sanitas™ v.10.0.20 Software licensed to Groundwater Stats Consulting. UG
Hollow symbols indicate censored values.

Within Limit

Prediction Limit

Intrawell Parametric

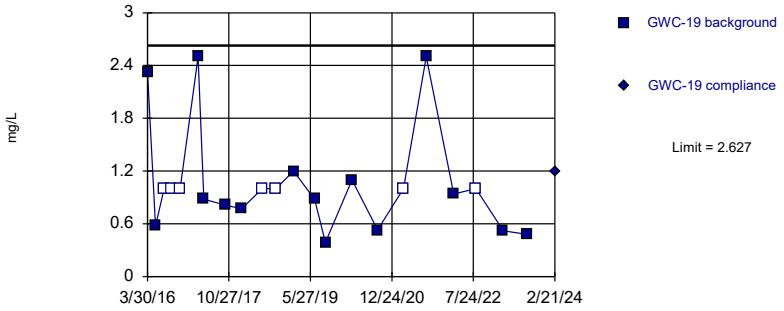

Background Data Summary (based on natural log transformation) (after Kaplan-Meier Adjustment): Mean=-0.2904, Std. Dev.=0.4895, n=22, 31.82% NDs. Normality test: Shapiro Wilk @alpha = 0.01, calculated = 0.8968, critical = 0.878. Kappa = 2.566 (c=7, w=29, 1 of 2, event alpha = 0.05132). Report alpha = 0.0002595.

Constituent: Sulfate as SO4 Analysis Run 8/13/2024 11:10 AM View: Appendix III - Intrawell
Plant Wansley Client: Southern Company Data: Wansley Landfill

Sanitas™ v.10.0.20 Software licensed to Groundwater Stats Consulting. UG
Hollow symbols indicate censored values.

Exceeds Limit

Prediction Limit

Intrawell Parametric

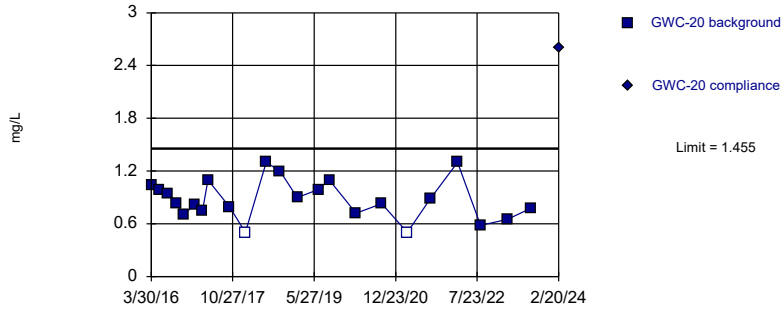

Background Data Summary: Mean=0.8776, Std. Dev.=0.2268, n=23, 8.696% NDs. Normality test: Shapiro Wilk @alpha = 0.01, calculated = 0.9701, critical = 0.881. Kappa = 2.544 (c=7, w=29, 1 of 2, event alpha = 0.05132). Report alpha = 0.0002595.

Constituent: Sulfate as SO4 Analysis Run 8/13/2024 11:10 AM View: Appendix III - Intrawell
Plant Wansley Client: Southern Company Data: Wansley Landfill

Sanitas™ v.10.0.20 Software licensed to Groundwater Stats Consulting. UG
Hollow symbols indicate censored values.
Within Limit

Prediction Limit

Intrawell Non-parametric

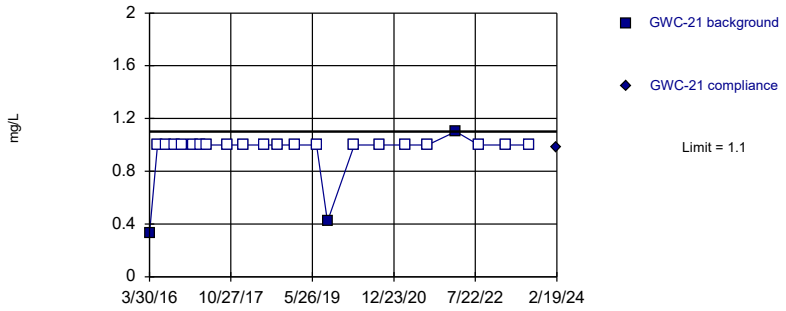

Non-parametric test used in lieu of parametric prediction limit because censored data exceeded 50%. Limit is highest of 23 background values. 86.96% NDs. Well-constituent pair annual alpha = 0.006819. Individual comparison alpha = 0.003415 (1 of 2).

Constituent: Sulfate as SO4 Analysis Run 8/13/2024 11:10 AM View: Appendix III - Intrawell
Plant Wansley Client: Southern Company Data: Wansley Landfill

Sanitas™ v.10.0.20 Software licensed to Groundwater Stats Consulting. UG
Hollow symbols indicate censored values.
Within Limit

Prediction Limit

Intrawell Non-parametric

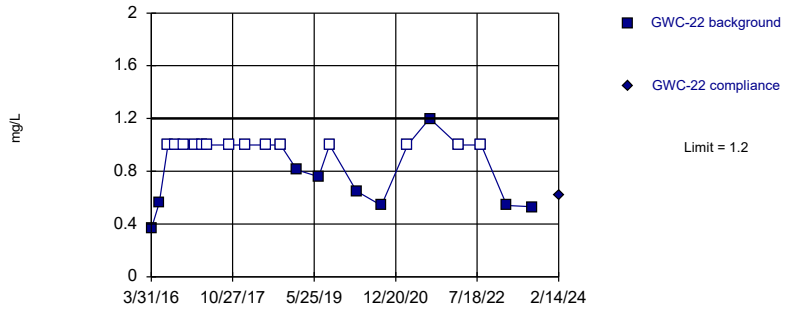

Non-parametric test used in lieu of parametric prediction limit because censored data exceeded 50%. Limit is highest of 23 background values. 60.87% NDs. Well-constituent pair annual alpha = 0.006819. Individual comparison alpha = 0.003415 (1 of 2).

Constituent: Sulfate as SO4 Analysis Run 8/13/2024 11:10 AM View: Appendix III - Intrawell
Plant Wansley Client: Southern Company Data: Wansley Landfill

Sanitas™ v.10.0.20 Software licensed to Groundwater Stats Consulting. UG
Hollow symbols indicate censored values.
Exceeds Limit

Prediction Limit

Intrawell Non-parametric

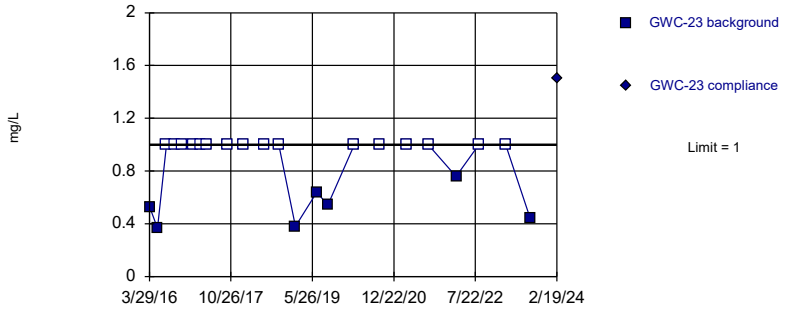

Non-parametric test used in lieu of parametric prediction limit because censored data exceeded 50%. Limit is highest of 23 background values. 69.57% NDs. Well-constituent pair annual alpha = 0.006819. Individual comparison alpha = 0.003415 (1 of 2).

Constituent: Sulfate as SO4 Analysis Run 8/13/2024 11:10 AM View: Appendix III - Intrawell
Plant Wansley Client: Southern Company Data: Wansley Landfill

Sanitas™ v.10.0.20 Software licensed to Groundwater Stats Consulting. UG
Hollow symbols indicate censored values.
Within Limit

Prediction Limit

Intrawell Non-parametric

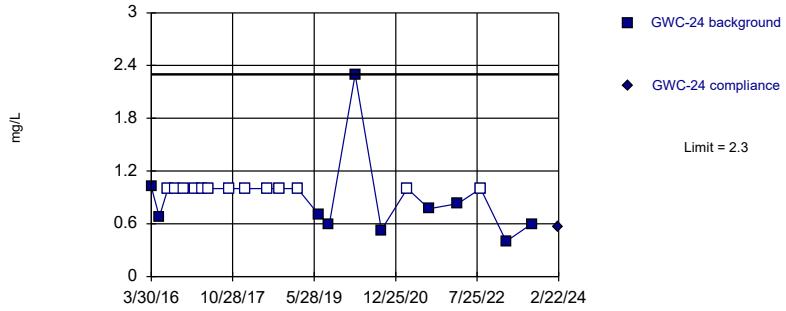

Non-parametric test used in lieu of parametric prediction limit because censored data exceeded 50%. Limit is highest of 23 background values. 56.52% NDs. Well-constituent pair annual alpha = 0.006819. Individual comparison alpha = 0.003415 (1 of 2).

Constituent: Sulfate as SO4 Analysis Run 8/13/2024 11:10 AM View: Appendix III - Intrawell
Plant Wansley Client: Southern Company Data: Wansley Landfill

Sanitas™ v.10.0.20 Software licensed to Groundwater Stats Consulting. UG

Within Limit

Prediction Limit

Intrawell Parametric

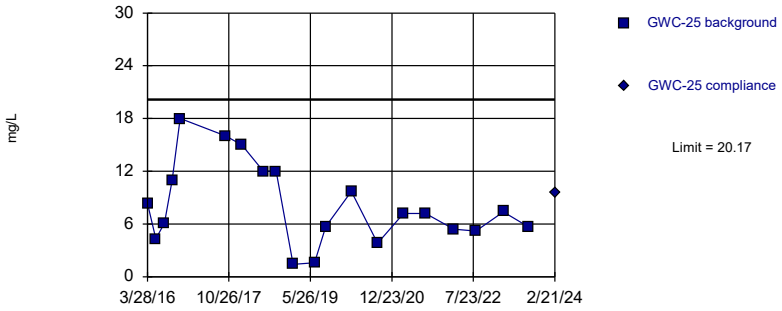

Background Data Summary: Mean=8.151, Std. Dev.=4.604, n=20. Normality test: Shapiro Wilk @alpha = 0.01, calculated = 0.944, critical = 0.868. Kappa = 2.611 (c=7, w=29, 1 of 2, event alpha = 0.05132). Report alpha = 0.0002595.

Constituent: Sulfate as SO4 Analysis Run 8/13/2024 11:10 AM View: Appendix III - Intrawell
Plant Wansley Client: Southern Company Data: Wansley Landfill

Sanitas™ v.10.0.20 Software licensed to Groundwater Stats Consulting. UG
Hollow symbols indicate censored values.

Within Limit

Prediction Limit

Intrawell Non-parametric

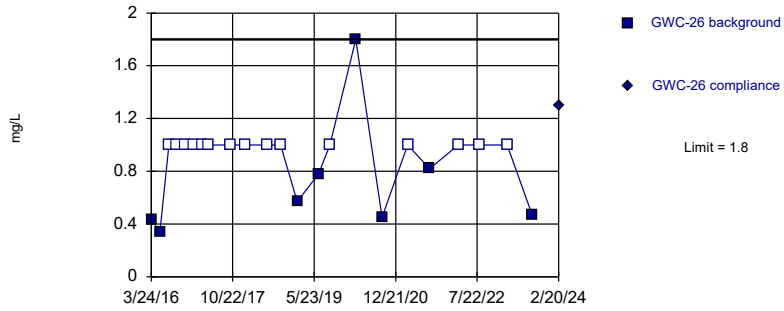

Non-parametric test used in lieu of parametric prediction limit because censored data exceeded 50%. Limit is highest of 23 background values. 65.22% NDs. Well-constituent pair annual alpha = 0.006819. Individual comparison alpha = 0.003415 (1 of 2).

Constituent: Sulfate as SO4 Analysis Run 8/13/2024 11:10 AM View: Appendix III - Intrawell
Plant Wansley Client: Southern Company Data: Wansley Landfill

Sanitas™ v.10.0.20 Software licensed to Groundwater Stats Consulting. UG
Hollow symbols indicate censored values.

Within Limit

Prediction Limit

Intrawell Parametric

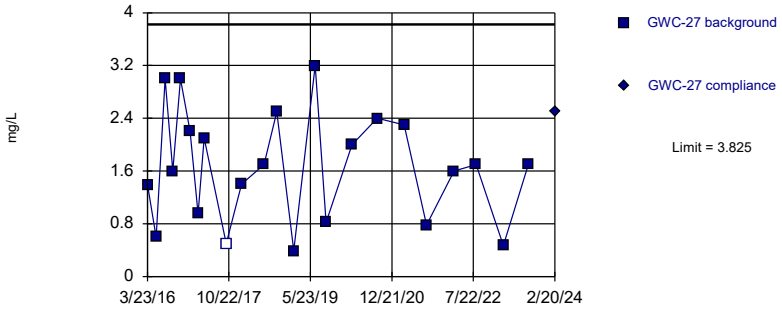

Background Data Summary: Mean=1.665, Std. Dev.=0.8492, n=23, 4.348% NDs. Normality test: Shapiro Wilk @alpha = 0.01, calculated = 0.9533, critical = 0.881. Kappa = 2.544 (c=7, w=29, 1 of 2, event alpha = 0.05132). Report alpha = 0.0002595.

Constituent: Sulfate as SO4 Analysis Run 8/13/2024 11:10 AM View: Appendix III - Intrawell
Plant Wansley Client: Southern Company Data: Wansley Landfill

Sanitas™ v.10.0.20 Software licensed to Groundwater Stats Consulting. UG

Within Limit

Prediction Limit

Intrawell Non-parametric

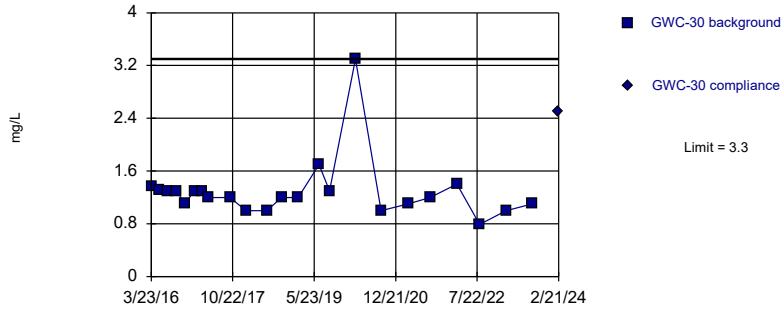

Non-parametric test used in lieu of parametric prediction limit because the Shapiro Wilk normality test showed the data to be non-normal at the 0.01 alpha level. Limit is highest of 23 background values. Well-constituent pair annual alpha = 0.006819. Individual comparison alpha = 0.003415 (1 of 2).

Constituent: Sulfate as SO4 Analysis Run 8/13/2024 11:10 AM View: Appendix III - Intrawell
Plant Wansley Client: Southern Company Data: Wansley Landfill

Sanitas™ v.10.0.20 Software licensed to Groundwater Stats Consulting. UG

Within Limit

Prediction Limit

Intrawell Parametric

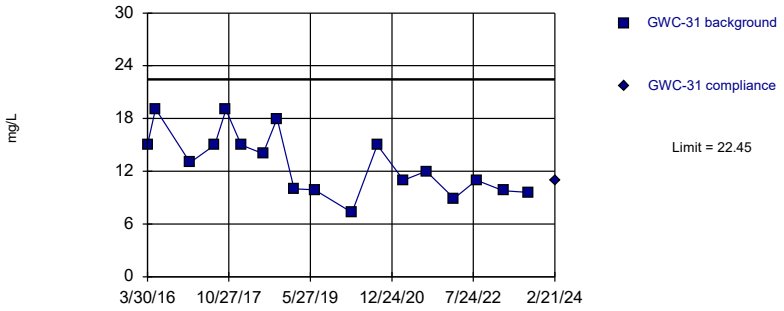

Background Data Summary: Mean=12.92, Std. Dev.=3.547, n=18. Normality test: Shapiro Wilk @alpha = 0.05, calculated = 0.9375, critical = 0.897. Kappa = 2.687 (c=7, w=29, 1 of 2, event alpha = 0.05132). Report alpha = 0.0002595.

Constituent: Sulfate as SO4 Analysis Run 8/13/2024 11:10 AM View: Appendix III - Intrawell
Plant Wansley Client: Southern Company Data: Wansley Landfill

Sanitas™ v.10.0.20 Software licensed to Groundwater Stats Consulting. UG

Within Limit

Prediction Limit

Intrawell Parametric

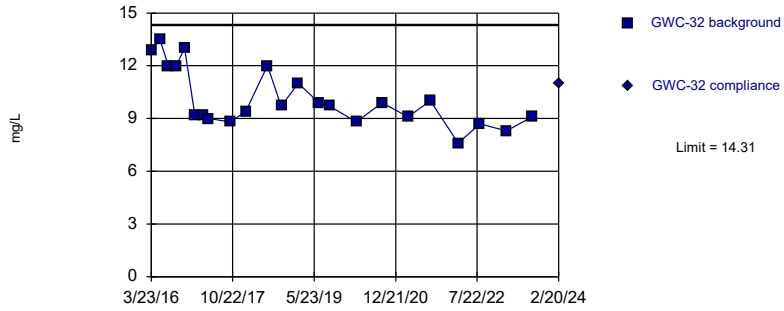

Background Data Summary: Mean=10.12, Std. Dev.=1.647, n=23. Normality test: Shapiro Wilk @alpha = 0.01, calculated = 0.8956, critical = 0.881. Kappa = 2.544 (c=7, w=29, 1 of 2, event alpha = 0.05132). Report alpha = 0.0002595.

Constituent: Sulfate as SO4 Analysis Run 8/13/2024 11:10 AM View: Appendix III - Intrawell
Plant Wansley Client: Southern Company Data: Wansley Landfill

Sanitas™ v.10.0.20 Software licensed to Groundwater Stats Consulting. UG

Within Limit

Prediction Limit

Intrawell Parametric

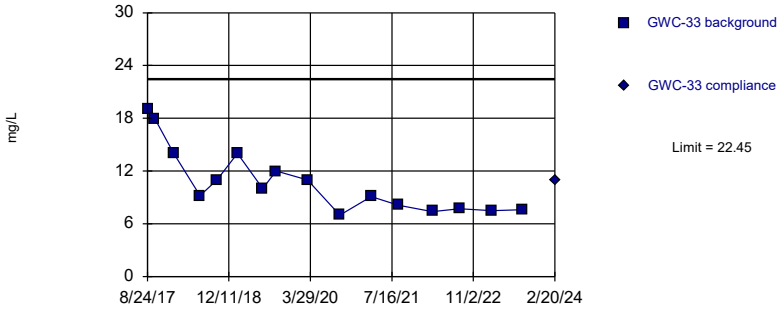

Background Data Summary (based on square root transformation): Mean=3.242, Std. Dev.=0.5416, n=16. Normality test: Shapiro Wilk @alpha = 0.05, calculated = 0.8892, critical = 0.887. Kappa = 2.762 (c=7, w=29, 1 of 2, event alpha = 0.05132). Report alpha = 0.0002595.

Constituent: Sulfate as SO4 Analysis Run 8/13/2024 11:10 AM View: Appendix III - Intrawell
Plant Wansley Client: Southern Company Data: Wansley Landfill

Sanitas™ v.10.0.20 Software licensed to Groundwater Stats Consulting. UG

Within Limit

Prediction Limit

Intrawell Non-parametric

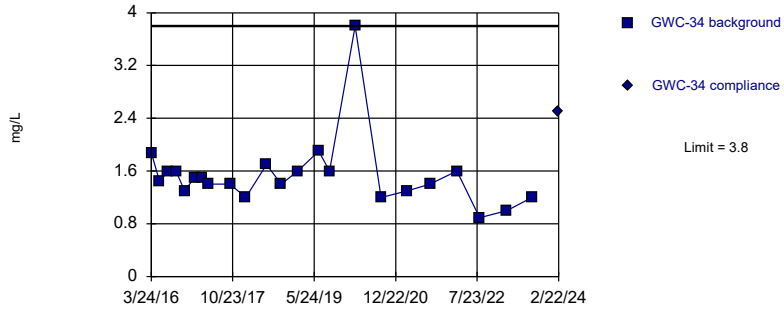

Non-parametric test used in lieu of parametric prediction limit because the Shapiro Wilk normality test showed the data to be non-normal at the 0.01 alpha level. Limit is highest of 23 background values. Well-constituent pair annual alpha = 0.006819. Individual comparison alpha = 0.003415 (1 of 2).

Constituent: Sulfate as SO4 Analysis Run 8/13/2024 11:10 AM View: Appendix III - Intrawell
Plant Wansley Client: Southern Company Data: Wansley Landfill

Sanitas™ v.10.0.20 Software licensed to Groundwater Stats Consulting. UG

Within Limit

Prediction Limit

Intrawell Non-parametric

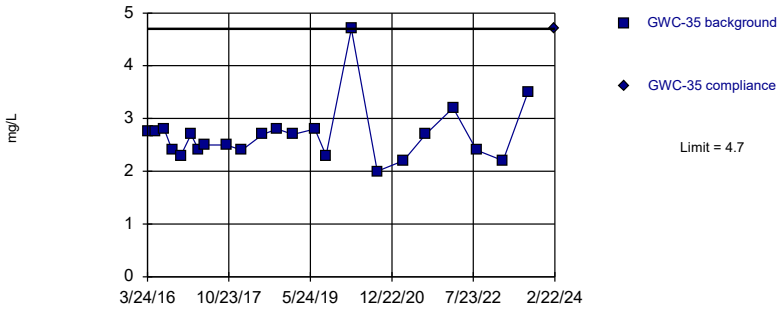

Non-parametric test used in lieu of parametric prediction limit because the Shapiro Wilk normality test showed the data to be non-normal at the 0.01 alpha level. Limit is highest of 23 background values. Well-constituent pair annual alpha = 0.006819. Individual comparison alpha = 0.003415 (1 of 2).

Constituent: Sulfate as SO4 Analysis Run 8/13/2024 11:10 AM View: Appendix III - Intrawell
Plant Wansley Client: Southern Company Data: Wansley Landfill

Sanitas™ v.10.0.20 Software licensed to Groundwater Stats Consulting. UG

Within Limit

Prediction Limit

Intrawell Parametric

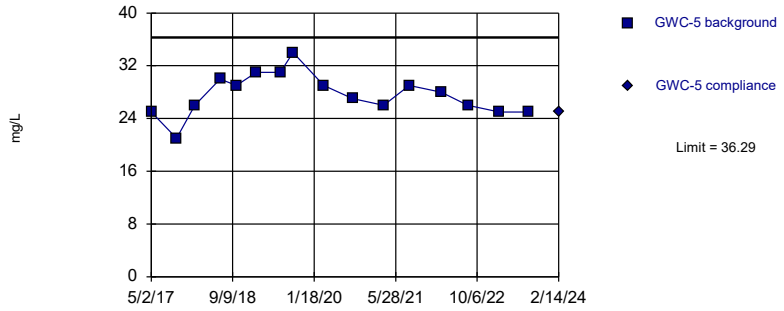

Background Data Summary: Mean=27.63, Std. Dev.=3.138, n=16. Normality test: Shapiro Wilk @alpha = 0.05, calculated = 0.9685, critical = 0.887. Kappa = 2.762 (c=7, w=29, 1 of 2, event alpha = 0.05132). Report alpha = 0.0002595.

Constituent: Sulfate as SO4 Analysis Run 8/13/2024 11:10 AM View: Appendix III - Intrawell
Plant Wansley Client: Southern Company Data: Wansley Landfill

Sanitas™ v.10.0.20 Software licensed to Groundwater Stats Consulting. UG

Within Limit

Prediction Limit

Intrawell Non-parametric

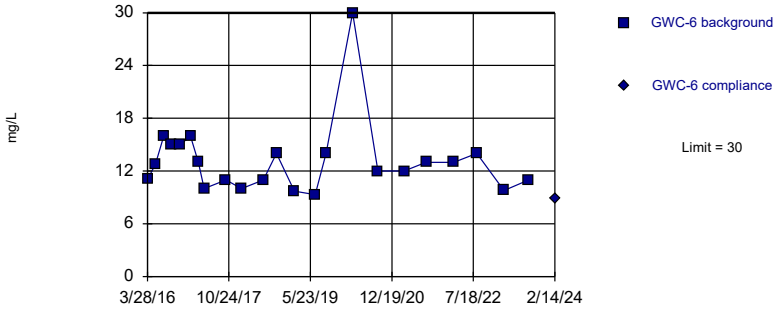

Non-parametric test used in lieu of parametric prediction limit because the Shapiro Wilk normality test showed the data to be non-normal at the 0.01 alpha level. Limit is highest of 23 background values. Well-constituent pair annual alpha = 0.006819. Individual comparison alpha = 0.003415 (1 of 2).

Constituent: Sulfate as SO4 Analysis Run 8/13/2024 11:10 AM View: Appendix III - Intrawell
Plant Wansley Client: Southern Company Data: Wansley Landfill

Sanitas™ v.10.0.20 Software licensed to Groundwater Stats Consulting. UG

Within Limit

Prediction Limit

Intrawell Parametric

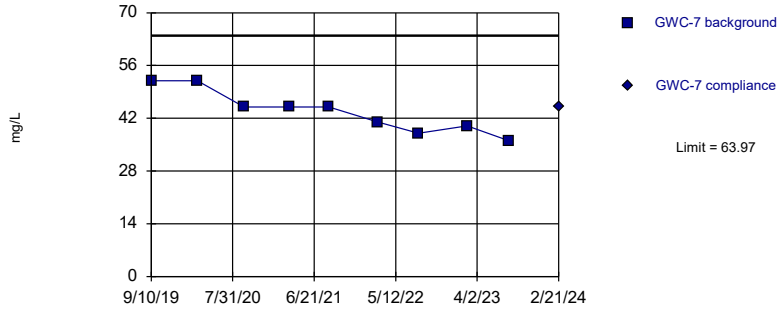

Background Data Summary: Mean=43.78, Std. Dev.=5.652, n=9. Normality test: Shapiro Wilk @alpha = 0.1, calculated = 0.9195, critical = 0.859. Kappa = 3.572 (c=7, w=29, 1 of 2, event alpha = 0.05132). Report alpha = 0.0002595.

Constituent: Sulfate as SO4 Analysis Run 8/13/2024 11:10 AM View: Appendix III - Intrawell
Plant Wansley Client: Southern Company Data: Wansley Landfill

Sanitas™ v.10.0.20 Software licensed to Groundwater Stats Consulting. UG

Within Limit

Prediction Limit

Intrawell Parametric

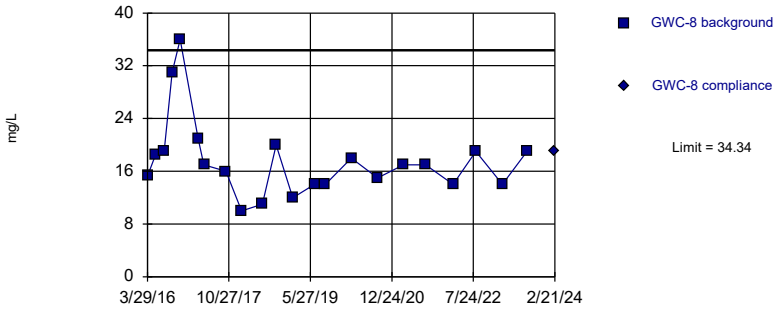

Background Data Summary (based on cube root transformation): Mean=2.576, Std. Dev.=0.2627, n=22. Normality test: Shapiro Wilk @alpha = 0.01, calculated = 0.8973, critical = 0.878. Kappa = 2.566 (c=7, w=29, 1 of 2, event alpha = 0.05132). Report alpha = 0.0002595.

Constituent: Sulfate as SO4 Analysis Run 8/13/2024 11:10 AM View: Appendix III - Intrawell

Plant Wansley Client: Southern Company Data: Wansley Landfill

Sanitas™ v.10.0.20 Software licensed to Groundwater Stats Consulting. UG

Within Limit

Prediction Limit

Intrawell Parametric

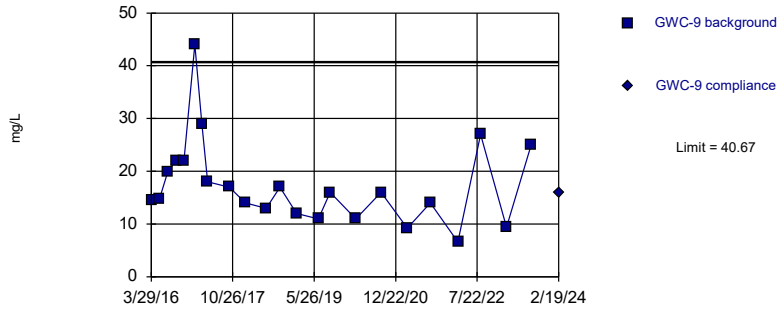

Background Data Summary (based on square root transformation): Mean=4.09, Std. Dev.=0.8992, n=23. Normality test: Shapiro Wilk @alpha = 0.01, calculated = 0.9495, critical = 0.881. Kappa = 2.544 (c=7, w=29, 1 of 2, event alpha = 0.05132). Report alpha = 0.0002595.

Constituent: Sulfate as SO4 Analysis Run 8/13/2024 11:10 AM View: Appendix III - Intrawell

Plant Wansley Client: Southern Company Data: Wansley Landfill

Sanitas™ v.10.0.20 Software licensed to Groundwater Stats Consulting. UG

Hollow symbols indicate censored values.

Within Limit

Prediction Limit

Intrawell Parametric

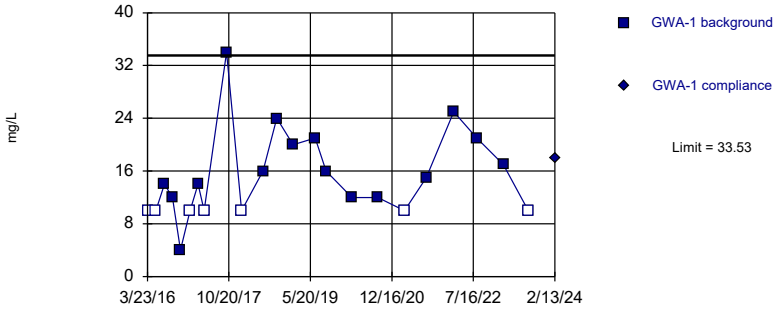

Background Data Summary (after Kaplan-Meier Adjustment): Mean=11.17, Std. Dev.=8.791, n=23, 30.43% NDs. Normality test: Shapiro Wilk @alpha = 0.01, calculated = 0.9015, critical = 0.881. Kappa = 2.544 (c=7, w=29, 1 of 2, event alpha = 0.05132). Report alpha = 0.0002595.

Constituent: Total Dissolved Solids [TDS] Analysis Run 8/13/2024 11:10 AM View: Appendix III - Intrawell

Plant Wansley Client: Southern Company Data: Wansley Landfill

Sanitas™ v.10.0.20 Software licensed to Groundwater Stats Consulting. UG

Hollow symbols indicate censored values.

Within Limit

Prediction Limit

Intrawell Parametric

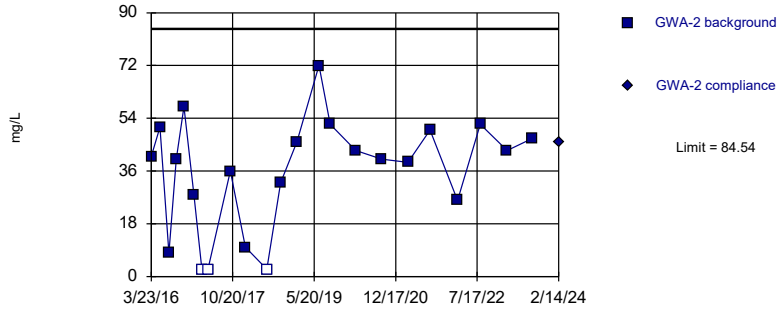

Background Data Summary: Mean=35.72, Std. Dev.=19.19, n=23, 13.04% NDs. Normality test: Shapiro Wilk @alpha = 0.01, calculated = 0.9167, critical = 0.881. Kappa = 2.544 (c=7, w=29, 1 of 2, event alpha = 0.05132). Report alpha = 0.0002595.

Constituent: Total Dissolved Solids [TDS] Analysis Run 8/13/2024 11:10 AM View: Appendix III - Intrawell

Plant Wansley Client: Southern Company Data: Wansley Landfill

Sanitas™ v.10.0.20 Software licensed to Groundwater Stats Consulting. UG

Within Limit

Prediction Limit

Intrawell Parametric

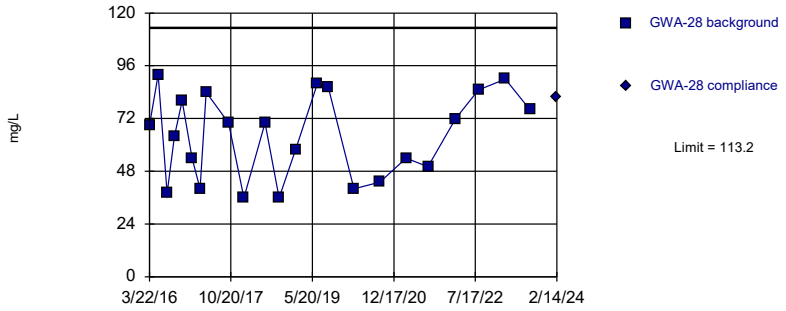

Background Data Summary: Mean=64.13, Std. Dev.=19.3, n=23. Normality test: Shapiro Wilk @alpha = 0.01, calculated = 0.9176, critical = 0.881. Kappa = 2.544 (c=7, w=29, 1 of 2, event alpha = 0.05132). Report alpha = 0.0002595.

Constituent: Total Dissolved Solids [TDS] Analysis Run 8/13/2024 11:10 AM View: Appendix III - Intrawell

Plant Wansley Client: Southern Company Data: Wansley Landfill

Sanitas™ v.10.0.20 Software licensed to Groundwater Stats Consulting. UG

Within Limit

Prediction Limit

Intrawell Parametric

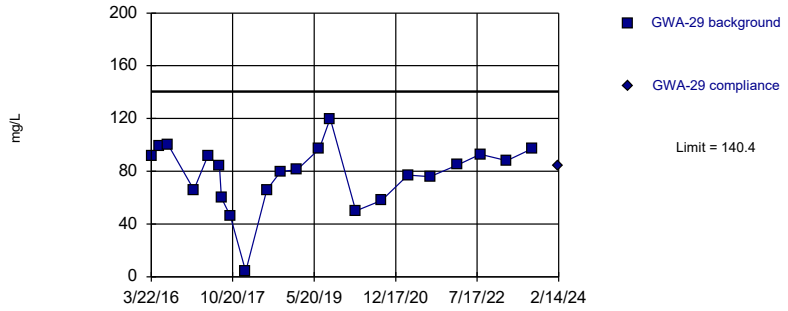

Background Data Summary: Mean=77.77, Std. Dev.=24.42, n=22. Normality test: Shapiro Wilk @alpha = 0.01, calculated = 0.9125, critical = 0.878. Kappa = 2.566 (c=7, w=29, 1 of 2, event alpha = 0.05132). Report alpha = 0.0002595.

Constituent: Total Dissolved Solids [TDS] Analysis Run 8/13/2024 11:10 AM View: Appendix III - Intrawell

Plant Wansley Client: Southern Company Data: Wansley Landfill

Sanitas™ v.10.0.20 Software licensed to Groundwater Stats Consulting. UG

Prediction Limit

Intrawell Non-parametric, GWA-3 (bg)

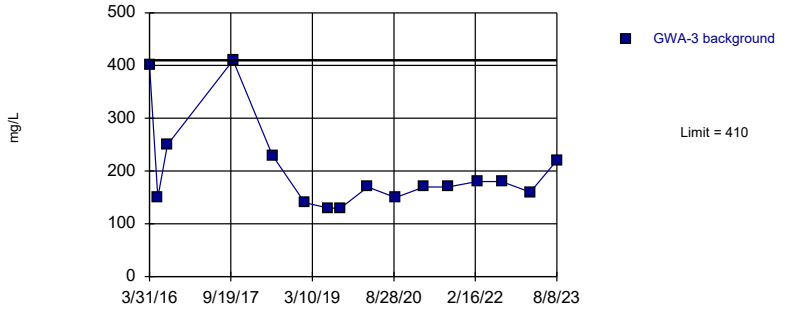

Non-parametric test used in lieu of parametric prediction limit because the Shapiro Wilk normality test showed the data to be non-normal at the 0.05 alpha level. Limit is highest of 16 background values. Well-constituent pair annual alpha = 0.01287. Individual comparison alpha = 0.006456 (1 of 2). Assumes 1 future value.

Constituent: Total Dissolved Solids [TDS] Analysis Run 8/13/2024 11:10 AM View: Appendix III - Intrawell

Plant Wansley Client: Southern Company Data: Wansley Landfill

Sanitas™ v.10.0.20 Software licensed to Groundwater Stats Consulting. UG

Within Limit

Prediction Limit

Intrawell Parametric

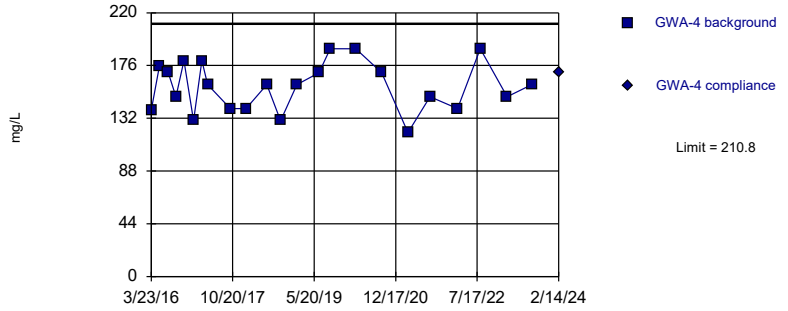

Background Data Summary: Mean=158.4, Std. Dev.=20.57, n=23. Normality test: Shapiro Wilk @alpha = 0.01, calculated = 0.9564, critical = 0.881. Kappa = 2.544 (c=7, w=29, 1 of 2, event alpha = 0.05132). Report alpha = 0.0002595.

Constituent: Total Dissolved Solids [TDS] Analysis Run 8/13/2024 11:10 AM View: Appendix III - Intrawell

Plant Wansley Client: Southern Company Data: Wansley Landfill

Sanitas™ v.10.0.20 Software licensed to Groundwater Stats Consulting. UG

Within Limit

Prediction Limit

Intrawell Parametric

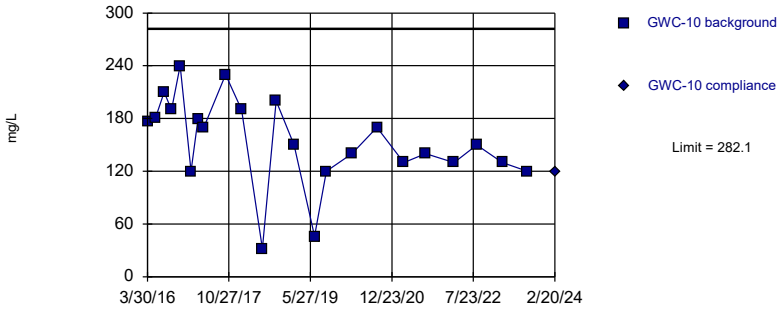

Background Data Summary: Mean=154.2, Std. Dev.=50.29, n=23. Normality test: Shapiro Wilk @alpha = 0.01, calculated = 0.941, critical = 0.881. Kappa = 2.544 (c=7, w=29, 1 of 2, event alpha = 0.05132). Report alpha = 0.0002595.

Constituent: Total Dissolved Solids [TDS] Analysis Run 8/13/2024 11:11 AM View: Appendix III - Intrawell

Plant Wansley Client: Southern Company Data: Wansley Landfill

Sanitas™ v.10.0.20 Software licensed to Groundwater Stats Consulting. UG

Hollow symbols indicate censored values.

Within Limit

Prediction Limit

Intrawell Parametric

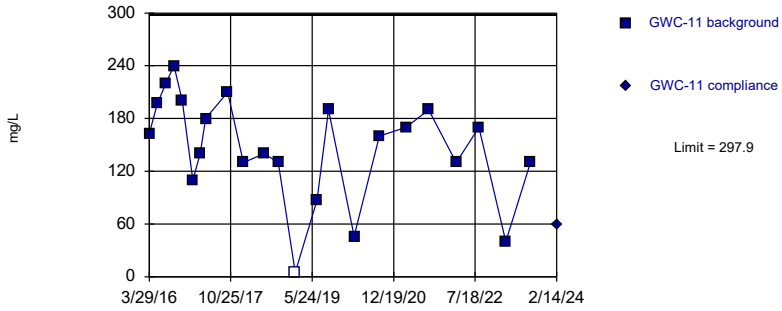

Background Data Summary: Mean=146.9, Std. Dev.=59.38, n=23, 4.348% NDs. Normality test: Shapiro Wilk @alpha = 0.01, calculated = 0.9415, critical = 0.881. Kappa = 2.544 (c=7, w=29, 1 of 2, event alpha = 0.05132). Report alpha = 0.0002595.

Constituent: Total Dissolved Solids [TDS] Analysis Run 8/13/2024 11:11 AM View: Appendix III - Intrawell

Plant Wansley Client: Southern Company Data: Wansley Landfill

Sanitas™ v.10.0.20 Software licensed to Groundwater Stats Consulting. UG

Within Limit

Prediction Limit

Intrawell Parametric

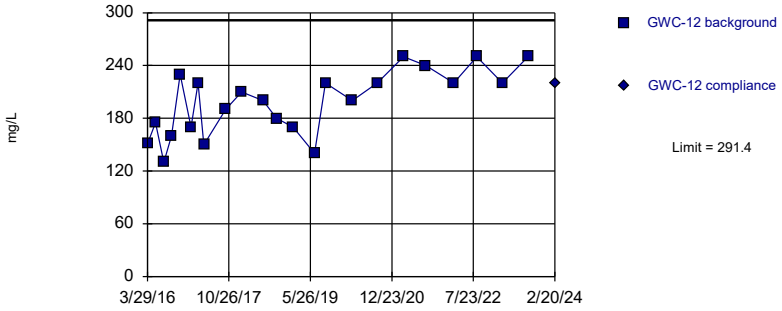

Background Data Summary: Mean=197.7, Std. Dev.=36.87, n=23. Normality test: Shapiro Wilk @alpha = 0.01, calculated = 0.945, critical = 0.881. Kappa = 2.544 (c=7, w=29, 1 of 2, event alpha = 0.05132). Report alpha = 0.0002595.

Constituent: Total Dissolved Solids [TDS] Analysis Run 8/13/2024 11:11 AM View: Appendix III - Intrawell

Plant Wansley Client: Southern Company Data: Wansley Landfill

Sanitas™ v.10.0.20 Software licensed to Groundwater Stats Consulting. UG

Within Limit

Prediction Limit

Intrawell Parametric

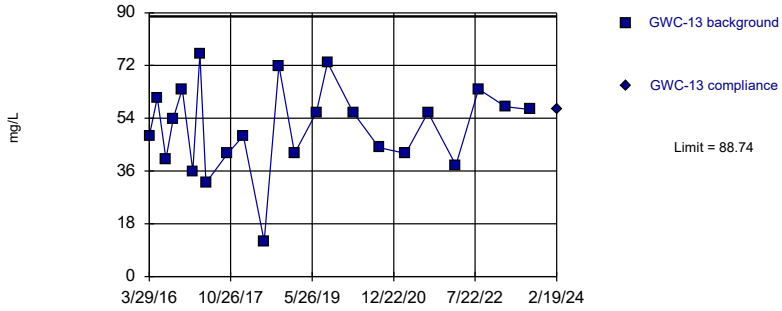

Background Data Summary: Mean=50.91, Std. Dev.=14.87, n=23. Normality test: Shapiro Wilk @alpha = 0.01, calculated = 0.9645, critical = 0.881. Kappa = 2.544 (c=7, w=29, 1 of 2, event alpha = 0.05132). Report alpha = 0.0002595.

Constituent: Total Dissolved Solids [TDS] Analysis Run 8/13/2024 11:11 AM View: Appendix III - Intrawell

Plant Wansley Client: Southern Company Data: Wansley Landfill

Sanitas™ v.10.0.20 Software licensed to Groundwater Stats Consulting. UG

Within Limit

Prediction Limit

Intrawell Parametric

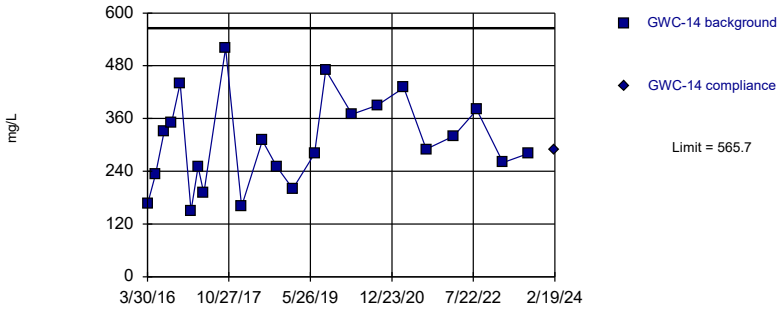

Background Data Summary: Mean=305.1, Std. Dev.=102.4, n=23. Normality test: Shapiro Wilk @alpha = 0.01, calculated = 0.9718, critical = 0.881. Kappa = 2.544 (c=7, w=29, 1 of 2, event alpha = 0.05132). Report alpha = 0.0002595.

Constituent: Total Dissolved Solids [TDS] Analysis Run 8/13/2024 11:11 AM View: Appendix III - Intrawell

Plant Wansley Client: Southern Company Data: Wansley Landfill

Sanitas™ v.10.0.20 Software licensed to Groundwater Stats Consulting. UG

Within Limit

Prediction Limit

Intrawell Parametric

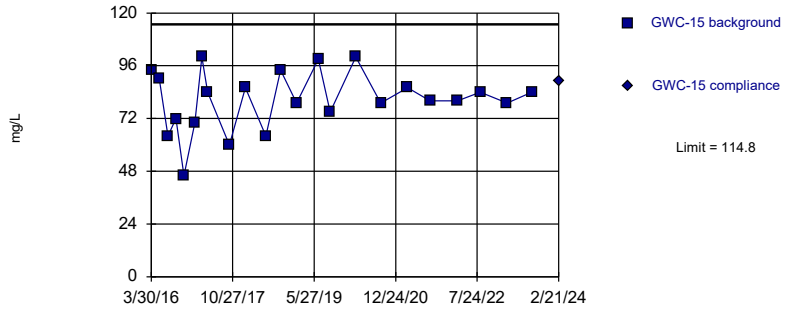

Background Data Summary: Mean=80.39, Std. Dev.=13.53, n=23. Normality test: Shapiro Wilk @alpha = 0.01, calculated = 0.9546, critical = 0.881. Kappa = 2.544 (c=7, w=29, 1 of 2, event alpha = 0.05132). Report alpha = 0.0002595.

Constituent: Total Dissolved Solids [TDS] Analysis Run 8/13/2024 11:11 AM View: Appendix III - Intrawell

Plant Wansley Client: Southern Company Data: Wansley Landfill

Sanitas™ v.10.0.20 Software licensed to Groundwater Stats Consulting. UG

Within Limit

Prediction Limit

Intrawell Parametric

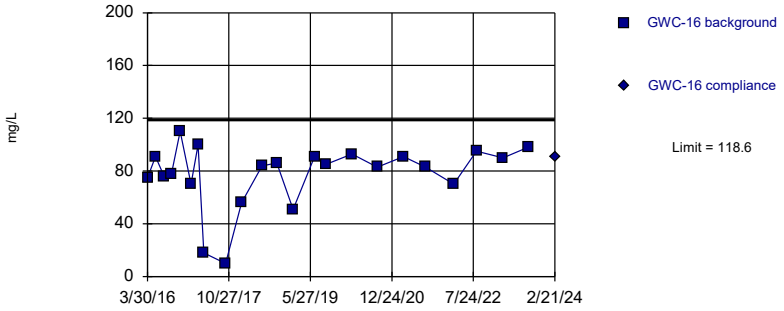

Background Data Summary (based on square transformation): Mean=6575, Std. Dev.=2941, n=23. Normality test: Shapiro Wilk @alpha = 0.01, calculated = 0.9471, critical = 0.881. Kappa = 2.544 (c=7, w=29, 1 of 2, event alpha = 0.05132). Report alpha = 0.0002595.

Constituent: Total Dissolved Solids [TDS] Analysis Run 8/13/2024 11:11 AM View: Appendix III - Intrawell

Plant Wansley Client: Southern Company Data: Wansley Landfill

Sanitas™ v.10.0.20 Software licensed to Groundwater Stats Consulting. UG

Within Limit

Prediction Limit

Intrawell Parametric

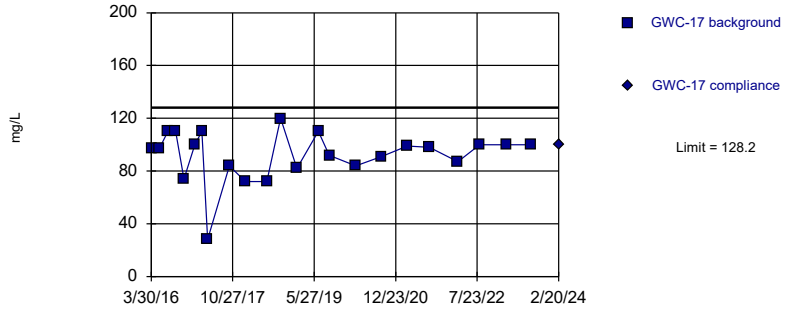

Background Data Summary (based on square transformation): Mean=8817, Std. Dev.=2991, n=23. Normality test: Shapiro Wilk @alpha = 0.01, calculated = 0.9537, critical = 0.881. Kappa = 2.544 (c=7, w=29, 1 of 2, event alpha = 0.05132). Report alpha = 0.0002595.

Constituent: Total Dissolved Solids [TDS] Analysis Run 8/13/2024 11:11 AM View: Appendix III - Intrawell

Plant Wansley Client: Southern Company Data: Wansley Landfill

Sanitas™ v.10.0.20 Software licensed to Groundwater Stats Consulting. UG

Within Limit

Prediction Limit

Intrawell Parametric

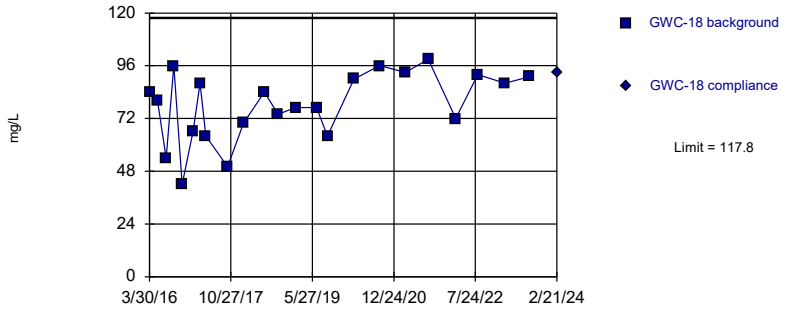

Background Data Summary: Mean=77.87, Std. Dev.=15.68, n=23. Normality test: Shapiro Wilk @alpha = 0.01, calculated = 0.94, critical = 0.881. Kappa = 2.544 (c=7, w=29, 1 of 2, event alpha = 0.05132). Report alpha = 0.0002595.

Constituent: Total Dissolved Solids [TDS] Analysis Run 8/13/2024 11:11 AM View: Appendix III - Intrawell

Plant Wansley Client: Southern Company Data: Wansley Landfill

Sanitas™ v.10.0.20 Software licensed to Groundwater Stats Consulting. UG

Hollow symbols indicate censored values.

Within Limit

Prediction Limit

Intrawell Parametric

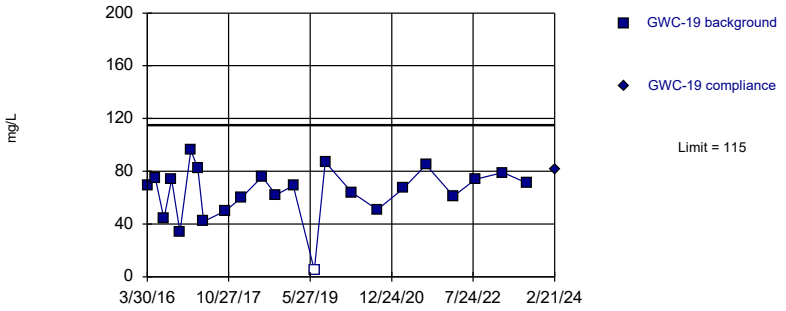

Background Data Summary: Mean=64.22, Std. Dev.=19.97, n=23, 4.348% NDs. Normality test: Shapiro Wilk @alpha = 0.01, calculated = 0.9264, critical = 0.881. Kappa = 2.544 (c=7, w=29, 1 of 2, event alpha = 0.05132). Report alpha = 0.0002595.

Constituent: Total Dissolved Solids [TDS] Analysis Run 8/13/2024 11:11 AM View: Appendix III - Intrawell

Plant Wansley Client: Southern Company Data: Wansley Landfill

Sanitas™ v.10.0.20 Software licensed to Groundwater Stats Consulting. UG

Within Limit

Prediction Limit

Intrawell Parametric

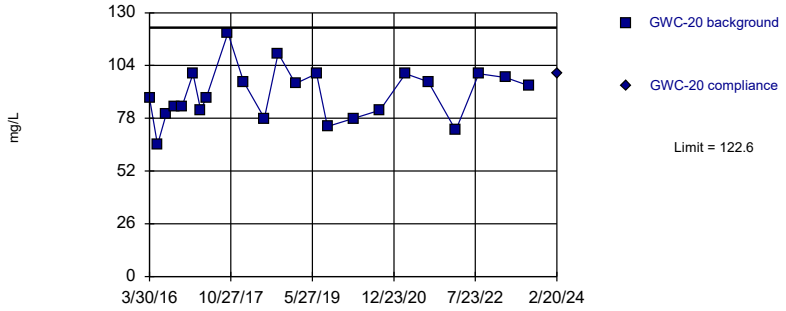

Background Data Summary: Mean=89.74, Std. Dev.=12.93, n=23. Normality test: Shapiro Wilk @alpha = 0.01, calculated = 0.9739, critical = 0.881. Kappa = 2.544 (c=7, w=29, 1 of 2, event alpha = 0.05132). Report alpha = 0.0002595.

Constituent: Total Dissolved Solids [TDS] Analysis Run 8/13/2024 11:11 AM View: Appendix III - Intrawell

Plant Wansley Client: Southern Company Data: Wansley Landfill

Sanitas™ v.10.0.20 Software licensed to Groundwater Stats Consulting. UG

Within Limit

Prediction Limit

Intrawell Parametric

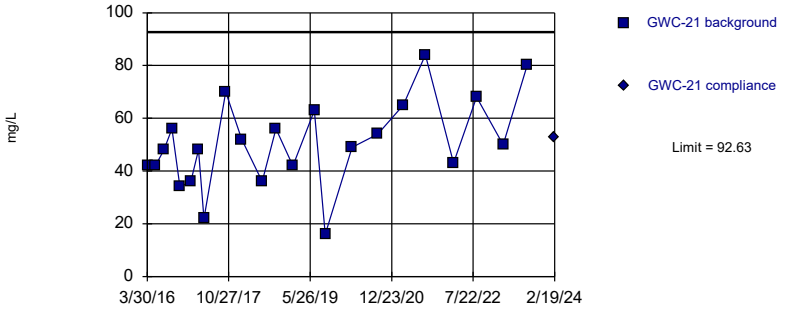

Background Data Summary: Mean=50.26, Std. Dev.=16.65, n=23. Normality test: Shapiro Wilk @alpha = 0.01, calculated = 0.981, critical = 0.881. Kappa = 2.544 (c=7, w=29, 1 of 2, event alpha = 0.05132). Report alpha = 0.0002595.

Constituent: Total Dissolved Solids [TDS] Analysis Run 8/13/2024 11:11 AM View: Appendix III - Intrawell

Plant Wansley Client: Southern Company Data: Wansley Landfill

Sanitas™ v.10.0.20 Software licensed to Groundwater Stats Consulting. UG
Hollow symbols indicate censored values.

Within Limit

Prediction Limit

Intrawell Parametric

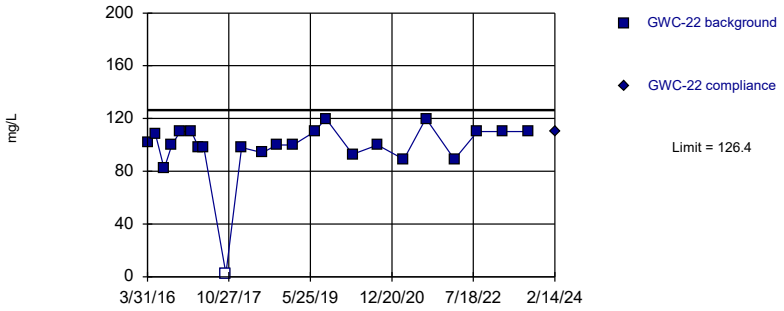

Background Data Summary (based on cube transformation): Mean=1051424, Std. Dev.=380214, n=23, 4.348% NDs. Normality test: Shapiro Wilk @alpha = 0.01, calculated = 0.9342, critical = 0.881. Kappa = 2.544 (c=7, w=29, 1 of 2, event alpha = 0.05132). Report alpha = 0.0002595.

Constituent: Total Dissolved Solids [TDS] Analysis Run 8/13/2024 11:11 AM View: Appendix III - Intrawell

Plant Wansley Client: Southern Company Data: Wansley Landfill

Sanitas™ v.10.0.20 Software licensed to Groundwater Stats Consulting. UG
Hollow symbols indicate censored values.

Within Limit

Prediction Limit

Intrawell Parametric

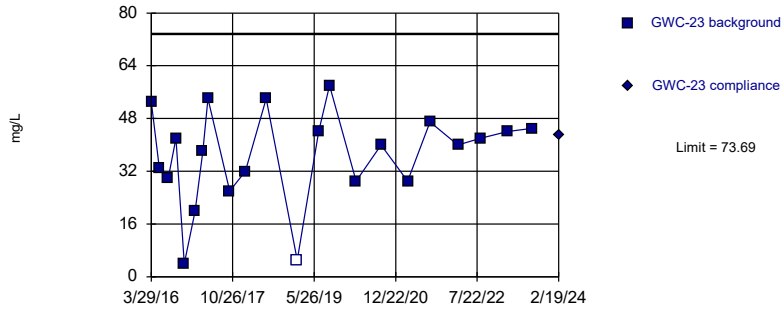

Background Data Summary: Mean=36.77, Std. Dev.=14.39, n=22, 4.545% NDs. Normality test: Shapiro Wilk @alpha = 0.01, calculated = 0.9307, critical = 0.878. Kappa = 2.566 (c=7, w=29, 1 of 2, event alpha = 0.05132). Report alpha = 0.0002595.

Constituent: Total Dissolved Solids [TDS] Analysis Run 8/13/2024 11:11 AM View: Appendix III - Intrawell

Plant Wansley Client: Southern Company Data: Wansley Landfill

Sanitas™ v.10.0.20 Software licensed to Groundwater Stats Consulting. UG
Hollow symbols indicate censored values.

Exceeds Limit

Prediction Limit

Intrawell Parametric

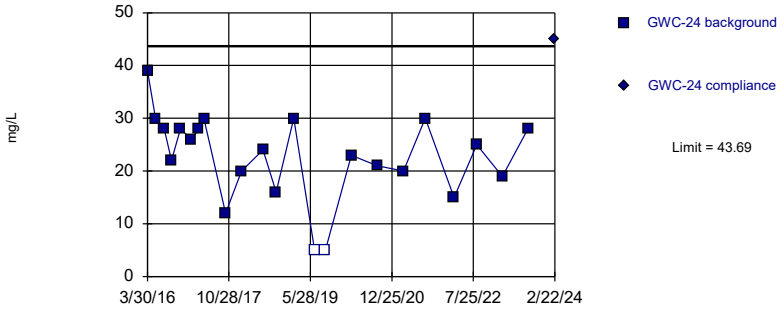

Background Data Summary: Mean=22.78, Std. Dev.=8.218, n=23, 8.696% NDs. Normality test: Shapiro Wilk @alpha = 0.01, calculated = 0.9385, critical = 0.881. Kappa = 2.544 (c=7, w=29, 1 of 2, event alpha = 0.05132). Report alpha = 0.0002595.

Constituent: Total Dissolved Solids [TDS] Analysis Run 8/13/2024 11:11 AM View: Appendix III - Intrawell

Plant Wansley Client: Southern Company Data: Wansley Landfill

Sanitas™ v.10.0.20 Software licensed to Groundwater Stats Consulting. UG

Within Limit

Prediction Limit

Intrawell Parametric

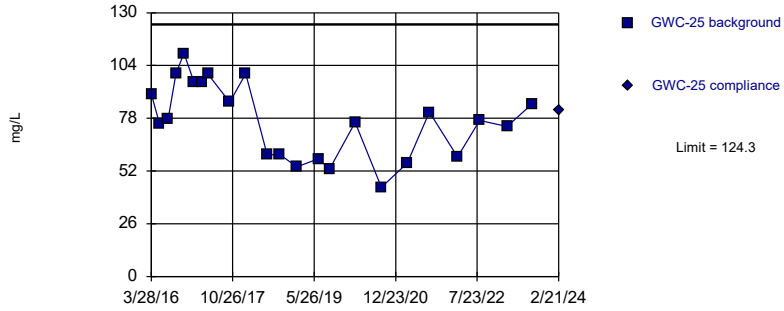

Background Data Summary: Mean=76.87, Std. Dev.=18.64, n=23. Normality test: Shapiro Wilk @alpha = 0.01, calculated = 0.9517, critical = 0.881. Kappa = 2.544 (c=7, w=29, 1 of 2, event alpha = 0.05132). Report alpha = 0.0002595.

Constituent: Total Dissolved Solids [TDS] Analysis Run 8/13/2024 11:11 AM View: Appendix III - Intrawell

Plant Wansley Client: Southern Company Data: Wansley Landfill

Sanitas™ v.10.0.20 Software licensed to Groundwater Stats Consulting. UG
Hollow symbols indicate censored values.

Within Limit

Prediction Limit

Intrawell Parametric

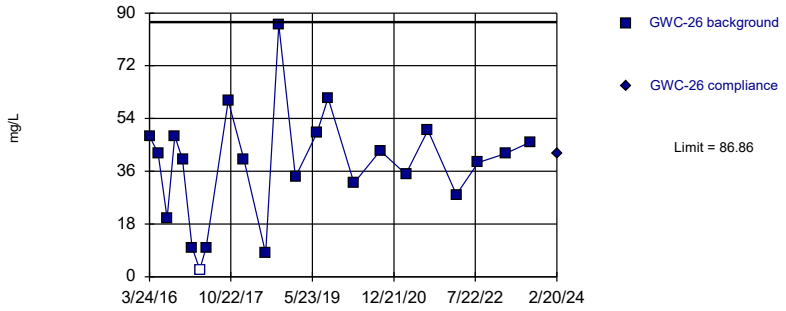

Background Data Summary: Mean=37.98, Std. Dev.=19.22, n=23, 4.348% NDs. Normality test: Shapiro Wilk @alpha = 0.01, calculated = 0.9487, critical = 0.881. Kappa = 2.544 (c=7, w=29, 1 of 2, event alpha = 0.05132). Report alpha = 0.0002595.

Constituent: Total Dissolved Solids [TDS] Analysis Run 8/13/2024 11:11 AM View: Appendix III - Intrawell
Plant Wansley Client: Southern Company Data: Wansley Landfill

Sanitas™ v.10.0.20 Software licensed to Groundwater Stats Consulting. UG
Hollow symbols indicate censored values.

Within Limit

Prediction Limit

Intrawell Parametric

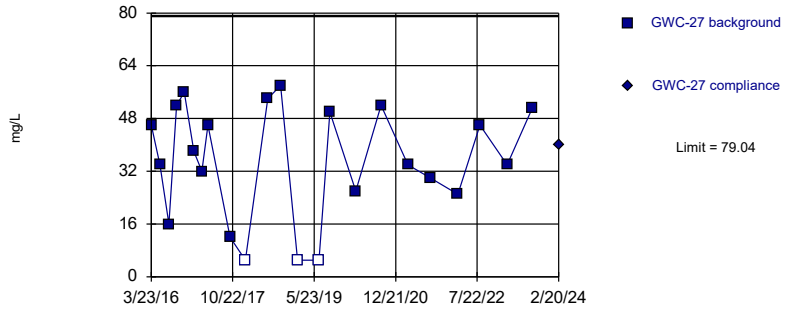

Background Data Summary: Mean=35.09, Std. Dev.=17.28, n=23, 13.04% NDs. Normality test: Shapiro Wilk @alpha = 0.01, calculated = 0.9122, critical = 0.881. Kappa = 2.544 (c=7, w=29, 1 of 2, event alpha = 0.05132). Report alpha = 0.0002595.

Constituent: Total Dissolved Solids [TDS] Analysis Run 8/13/2024 11:11 AM View: Appendix III - Intrawell
Plant Wansley Client: Southern Company Data: Wansley Landfill

Sanitas™ v.10.0.20 Software licensed to Groundwater Stats Consulting. UG

Within Limit

Prediction Limit

Intrawell Parametric

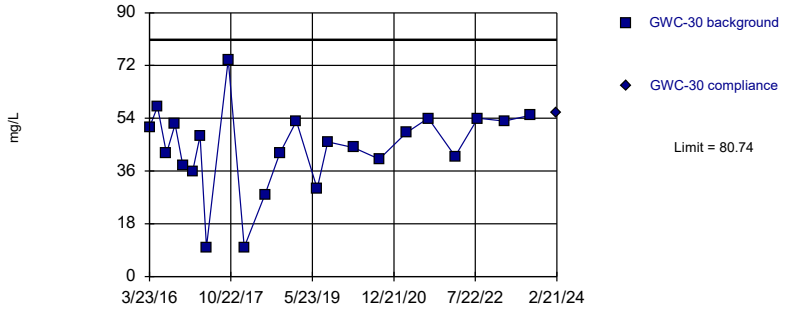

Background Data Summary: Mean=43.83, Std. Dev.=14.51, n=23. Normality test: Shapiro Wilk @alpha = 0.01, calculated = 0.9175, critical = 0.881. Kappa = 2.544 (c=7, w=29, 1 of 2, event alpha = 0.05132). Report alpha = 0.0002595.

Constituent: Total Dissolved Solids [TDS] Analysis Run 8/13/2024 11:11 AM View: Appendix III - Intrawell
Plant Wansley Client: Southern Company Data: Wansley Landfill

Sanitas™ v.10.0.20 Software licensed to Groundwater Stats Consulting. UG

Within Limit

Prediction Limit

Intrawell Parametric

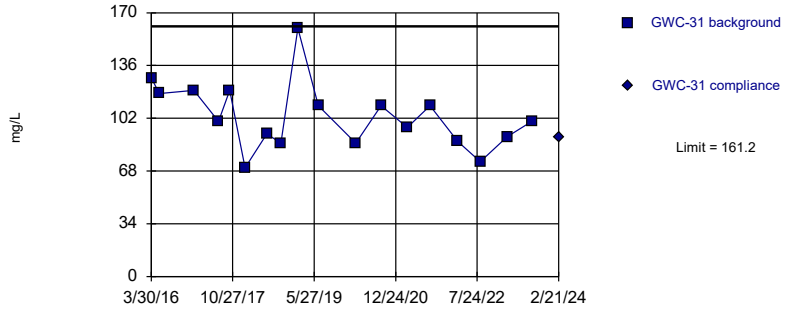

Background Data Summary: Mean=103.2, Std. Dev.=21.62, n=18. Normality test: Shapiro Wilk @alpha = 0.05, calculated = 0.9446, critical = 0.897. Kappa = 2.687 (c=7, w=29, 1 of 2, event alpha = 0.05132). Report alpha = 0.0002595.

Constituent: Total Dissolved Solids [TDS] Analysis Run 8/13/2024 11:11 AM View: Appendix III - Intrawell
Plant Wansley Client: Southern Company Data: Wansley Landfill

Sanitas™ v.10.0.20 Software licensed to Groundwater Stats Consulting. UG

Within Limit

Prediction Limit

Intrawell Parametric

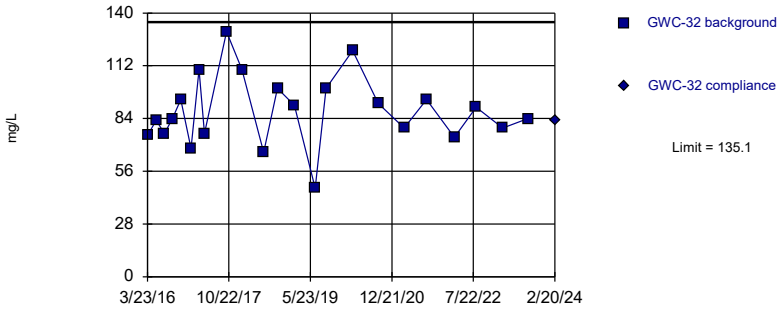

Background Data Summary: Mean=87.91, Std. Dev.=18.56, n=23. Normality test: Shapiro Wilk @alpha = 0.01, calculated = 0.9765, critical = 0.881. Kappa = 2.544 (c=7, w=29, 1 of 2, event alpha = 0.05132). Report alpha = 0.0002595.

Constituent: Total Dissolved Solids [TDS] Analysis Run 8/13/2024 11:11 AM View: Appendix III - Intrawell

Plant Wansley Client: Southern Company Data: Wansley Landfill

Sanitas™ v.10.0.20 Software licensed to Groundwater Stats Consulting. UG

Within Limit

Prediction Limit

Intrawell Parametric

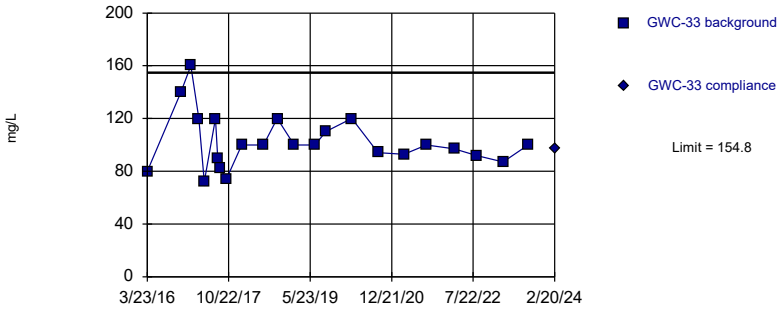

Background Data Summary: Mean=102.2, Std. Dev.=20.67, n=23. Normality test: Shapiro Wilk @alpha = 0.01, calculated = 0.9143, critical = 0.881. Kappa = 2.544 (c=7, w=29, 1 of 2, event alpha = 0.05132). Report alpha = 0.0002595.

Constituent: Total Dissolved Solids [TDS] Analysis Run 8/13/2024 11:11 AM View: Appendix III - Intrawell

Plant Wansley Client: Southern Company Data: Wansley Landfill

Sanitas™ v.10.0.20 Software licensed to Groundwater Stats Consulting. UG

Hollow symbols indicate censored values.

Within Limit

Prediction Limit

Intrawell Parametric

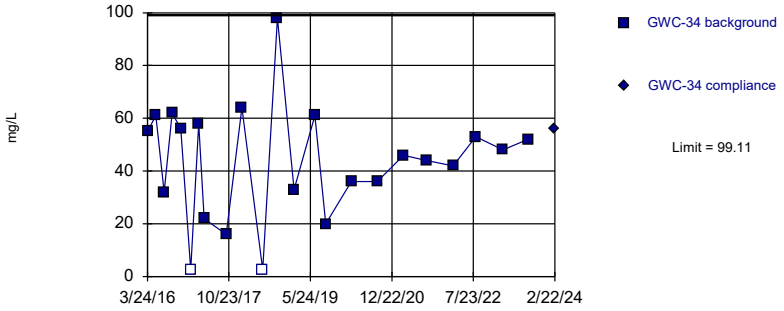

Background Data Summary: Mean=43.48, Std. Dev.=21.87, n=23, 8.696% NDs. Normality test: Shapiro Wilk @alpha = 0.01, calculated = 0.9553, critical = 0.881. Kappa = 2.544 (c=7, w=29, 1 of 2, event alpha = 0.05132). Report alpha = 0.0002595.

Constituent: Total Dissolved Solids [TDS] Analysis Run 8/13/2024 11:11 AM View: Appendix III - Intrawell

Plant Wansley Client: Southern Company Data: Wansley Landfill

Sanitas™ v.10.0.20 Software licensed to Groundwater Stats Consulting. UG

Hollow symbols indicate censored values.

Exceeds Limit

Prediction Limit

Intrawell Parametric

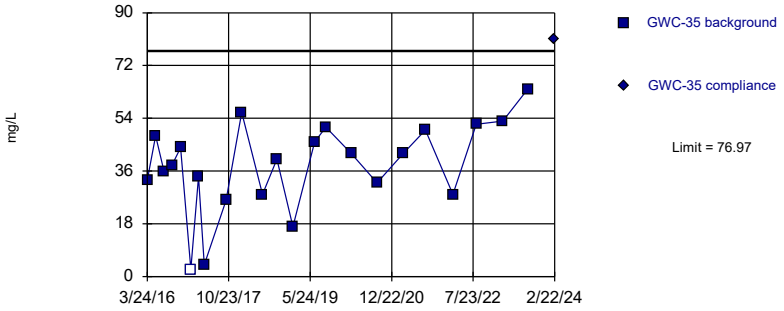

Background Data Summary: Mean=37.67, Std. Dev.=15.45, n=23, 4.348% NDs. Normality test: Shapiro Wilk @alpha = 0.01, calculated = 0.9481, critical = 0.881. Kappa = 2.544 (c=7, w=29, 1 of 2, event alpha = 0.05132). Report alpha = 0.0002595.

Constituent: Total Dissolved Solids [TDS] Analysis Run 8/13/2024 11:11 AM View: Appendix III - Intrawell

Plant Wansley Client: Southern Company Data: Wansley Landfill

Sanitas™ v.10.0.20 Software licensed to Groundwater Stats Consulting. UG

Within Limit

Prediction Limit

Intrawell Parametric

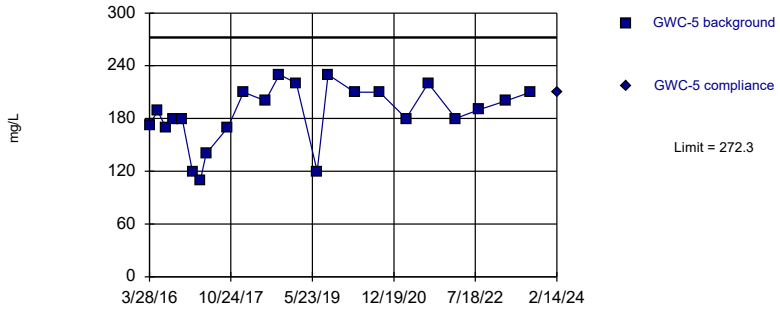

Background Data Summary: Mean=184.4, Std. Dev.=34.58, n=23. Normality test: Shapiro Wilk @alpha = 0.01, calculated = 0.909, critical = 0.881. Kappa = 2.544 (c=7, w=29, 1 of 2, event alpha = 0.05132). Report alpha = 0.0002595.

Constituent: Total Dissolved Solids [TDS] Analysis Run 8/13/2024 11:11 AM View: Appendix III - Intrawell

Plant Wansley Client: Southern Company Data: Wansley Landfill

Sanitas™ v.10.0.20 Software licensed to Groundwater Stats Consulting. UG

Within Limit

Prediction Limit

Intrawell Parametric

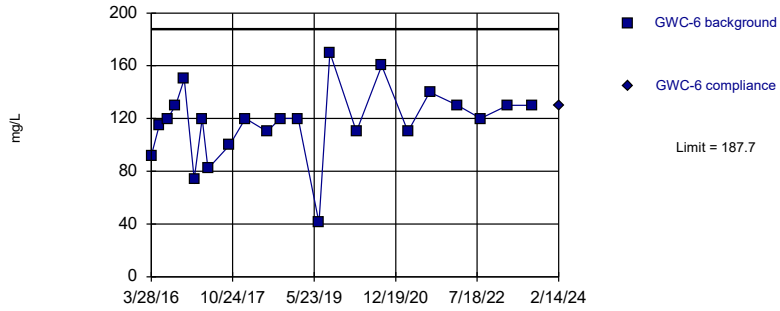

Background Data Summary: Mean=117.1, Std. Dev.=27.73, n=23. Normality test: Shapiro Wilk @alpha = 0.01, calculated = 0.9401, critical = 0.881. Kappa = 2.544 (c=7, w=29, 1 of 2, event alpha = 0.05132). Report alpha = 0.0002595.

Constituent: Total Dissolved Solids [TDS] Analysis Run 8/13/2024 11:11 AM View: Appendix III - Intrawell

Plant Wansley Client: Southern Company Data: Wansley Landfill

Sanitas™ v.10.0.20 Software licensed to Groundwater Stats Consulting. UG

Within Limit

Prediction Limit

Intrawell Parametric

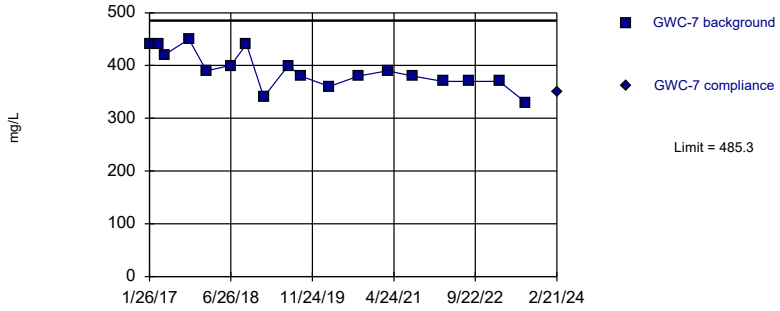

Background Data Summary: Mean=391.7, Std. Dev.=34.85, n=18. Normality test: Shapiro Wilk @alpha = 0.05, calculated = 0.9442, critical = 0.897. Kappa = 2.687 (c=7, w=29, 1 of 2, event alpha = 0.05132). Report alpha = 0.0002595.

Constituent: Total Dissolved Solids [TDS] Analysis Run 8/13/2024 11:11 AM View: Appendix III - Intrawell

Plant Wansley Client: Southern Company Data: Wansley Landfill

Sanitas™ v.10.0.20 Software licensed to Groundwater Stats Consulting. UG

Within Limit

Prediction Limit

Intrawell Parametric

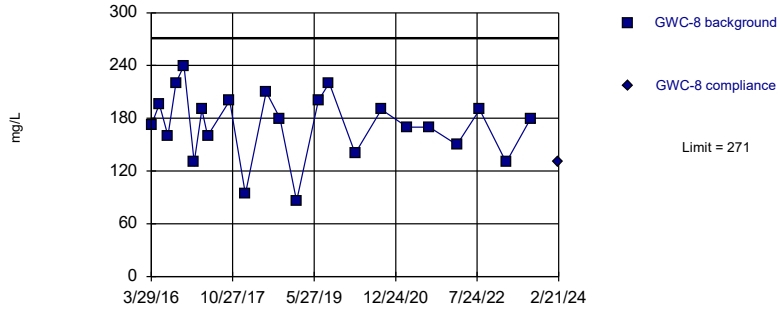

Background Data Summary: Mean=173, Std. Dev.=38.56, n=23. Normality test: Shapiro Wilk @alpha = 0.01, calculated = 0.9607, critical = 0.881. Kappa = 2.544 (c=7, w=29, 1 of 2, event alpha = 0.05132). Report alpha = 0.0002595.

Constituent: Total Dissolved Solids [TDS] Analysis Run 8/13/2024 11:11 AM View: Appendix III - Intrawell

Plant Wansley Client: Southern Company Data: Wansley Landfill

Sanitas™ v.10.0.20 Software licensed to Groundwater Stats Consulting. UG

Within Limit

Prediction Limit

Intrawell Parametric

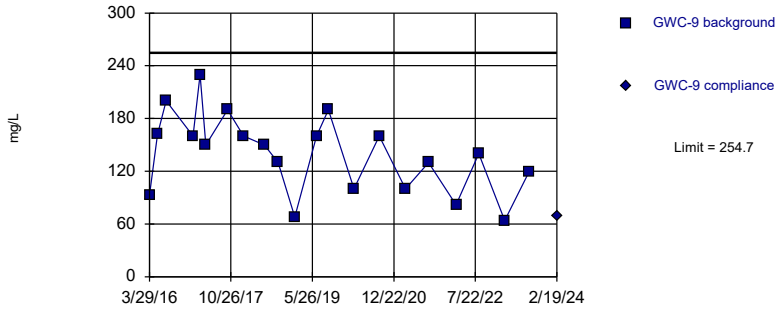

Background Data Summary: Mean=140, Std. Dev.=44.34, n=21. Normality test: Shapiro Wilk @alpha = 0.01, calculated = 0.9701, critical = 0.873. Kappa = 2.589 (c=7, w=29, 1 of 2, event alpha = 0.05132). Report alpha = 0.0002595.

Constituent: Total Dissolved Solids [TDS] Analysis Run 8/13/2024 11:11 AM View: Appendix III - Intrawell

Plant Wansley Client: Southern Company Data: Wansley Landfill

Prediction Limit

Constituent: pH, Field (S.U.) Analysis Run 8/13/2024 11:13 AM View: Appendix III - Intrawell
Plant Wansley Client: Southern Company Data: Wansley Landfill

	GWA-1	GWA-1
1/21/2016	5.03	
3/23/2016	5.56	
5/20/2016	5.62	
7/21/2016	5.500376	
9/15/2016	5.31	
11/11/2016	5.4	
1/19/2017	5.73	
3/16/2017	5.25	
4/28/2017	5.35	
8/3/2017	5.32 (D)	
1/19/2018	5.39 (D)	
6/19/2018	5.27	
9/25/2018	5.27	
1/17/2019	5.43	
6/24/2019	5.3	
9/9/2019	5.37	
3/10/2020	5.42	
9/9/2020	5.62	
3/15/2021	5.55	
8/16/2021	5.48	
2/28/2022	5.29	
8/9/2022	5.33	
2/14/2023	5.56	
8/9/2023	5.26	
2/13/2024		5.35

Prediction Limit

Constituent: pH, Field (S.U.) Analysis Run 8/13/2024 11:13 AM View: Appendix III - Intrawell
Plant Wansley Client: Southern Company Data: Wansley Landfill

	GWA-2	GWA-2
1/20/2016	5.47	
3/23/2016	5.85	
5/24/2016	5.86	
7/26/2016	5.808275	
9/15/2016	7.195292 (O)	
11/10/2016	5.63	
1/19/2017	5.63	
3/17/2017	5.68	
4/28/2017	5.77	
8/2/2017	5.67 (D)	
1/19/2018	5.68 (D)	
6/19/2018	5.84	
9/25/2018	5.52	
1/17/2019	5.81	
6/24/2019	5.75	
9/10/2019	5.63	
3/10/2020	5.72	
9/10/2020	5.41	
3/15/2021	5.44	
8/18/2021	5.58	
3/1/2022	5.65	
8/9/2022	5.64	
2/14/2023	5.64	
8/9/2023	5.56	
2/14/2024		5.67

Prediction Limit

Constituent: pH, Field (S.U.) Analysis Run 8/13/2024 11:13 AM View: Appendix III - Intrawell
Plant Wansley Client: Southern Company Data: Wansley Landfill

	GWA-28	GWA-28
1/22/2016	6.27	
3/22/2016	6.72	
5/23/2016	6.29	
7/25/2016	6.178217	
9/16/2016	6.545359	
11/9/2016	6	
1/17/2017	6.09	
3/16/2017	5.98	
4/27/2017	5.96	
8/1/2017	6.01 (D)	
1/19/2018	6.15 (D)	
6/19/2018	5.96	
9/25/2018	5.94	
1/21/2019	5.92	
6/25/2019	6.03	
9/10/2019	5.79	
3/10/2020	6.05	
9/9/2020	5.9	
3/15/2021	6.09	
8/16/2021	6.21	
3/1/2022	5.96	
8/9/2022	6.08	
2/14/2023	6.12	
8/9/2023	6.16	
2/14/2024		6.29

Prediction Limit

Constituent: pH, Field (S.U.) Analysis Run 8/13/2024 11:13 AM View: Appendix III - Intrawell
Plant Wansley Client: Southern Company Data: Wansley Landfill

	GWA-29	GWA-29
1/19/2016	5.92	
3/22/2016	5.92	
5/19/2016	5.95	
7/21/2016	6.049508	
9/15/2016	6.444541	
3/15/2017	5.86	
4/27/2017	5.85	
8/1/2017	5.86 (D)	
1/19/2018	5.83 (D)	
6/19/2018	5.77	
9/25/2018	5.92	
1/18/2019	5.86	
6/25/2019	5.96	
9/10/2019	5.94	
3/10/2020	5.75	
9/9/2020	5.63	
3/15/2021	5.51	
8/18/2021	5.79	
3/2/2022	5.87	
8/9/2022	5.9	
2/13/2023	5.64	
8/8/2023	5.94	
2/14/2024		5.86

Prediction Limit

Constituent: pH, Field (S.U.) Analysis Run 8/13/2024 11:13 AM View: Appendix III - Intrawell
Plant Wansley Client: Southern Company Data: Wansley Landfill

	GWA-3
5/25/2016	6.48
7/27/2016	6.43219
8/1/2017	6.35 (D)
6/20/2018	6.28
1/17/2019	6.06
6/24/2019	5.68
6/25/2019	5.58
9/11/2019	5.49
3/10/2020	5.53
9/9/2020	5.39
3/15/2021	5.28
8/18/2021	5.32
3/1/2022	5.7
8/9/2022	5.45
2/14/2023	5.53
8/8/2023	5.56

Prediction Limit

Constituent: pH, Field (S.U.) Analysis Run 8/13/2024 11:13 AM View: Appendix III - Intrawell
Plant Wansley Client: Southern Company Data: Wansley Landfill

	GWA-4	GWA-4
5/19/2016	6.45	
7/21/2016	6.449699	
9/14/2016	6.396439	
11/10/2016	6.19	
1/17/2017	6.18	
3/16/2017	6.1	
4/28/2017	6.51	
8/2/2017	6.23 (D)	
1/22/2018	6.3 (D)	
6/19/2018	6.2	
9/25/2018	6.21	
1/17/2019	6.29	
6/24/2019	6.12	
9/10/2019	6.18	
3/10/2020	6.24	
9/9/2020	6.19	
3/15/2021	6	
8/18/2021	6.22	
3/1/2022	6.29	
8/9/2022	6.3	
2/14/2023	6.2	
8/9/2023	6.41	
2/14/2024		6.38

Prediction Limit

Constituent: pH, Field (S.U.) Analysis Run 8/13/2024 11:13 AM View: Appendix III - Intrawell
Plant Wansley Client: Southern Company Data: Wansley Landfill

	GWC-10	GWC-10
1/25/2016	6.27	
5/25/2016	6.44	
7/27/2016	6.364588	
9/16/2016	6.202937	
11/17/2016	5.95	
1/31/2017	6.47	
5/2/2017	6.69	
8/8/2017	6.67 (D)	
1/24/2018	6.47 (D)	
6/21/2018	5.76	
9/27/2018	5.5	
1/31/2019	5.75	
6/26/2019	5.78	
9/17/2019	5.55	
3/17/2020	5.96	
9/10/2020	5.31	
12/2/2020	5.72	
3/18/2021	6.13	
8/20/2021	5.68	
3/8/2022	5.9	
8/16/2022	6.16	
2/15/2023	5.76	
8/10/2023	5.78	
2/20/2024		5.97

Prediction Limit

Constituent: pH, Field (S.U.) Analysis Run 8/13/2024 11:13 AM View: Appendix III - Intrawell
Plant Wansley Client: Southern Company Data: Wansley Landfill

	GWC-11	GWC-11
1/26/2016	6.11	
3/29/2016	6.59	
5/25/2016	6.31	
7/25/2016	6.287783	
9/19/2016	6.027665	
11/16/2016	6.04	
1/31/2017	5.94	
3/23/2017	6.06	
5/2/2017	5.95	
8/7/2017	6.11 (D)	
1/24/2018	6.17 (D)	
6/20/2018	5.92	
9/27/2018	5.97	
1/24/2019	6.25	
6/26/2019	5.97	
9/16/2019	6.07	
3/16/2020	5.92	
9/10/2020	5.82	
3/17/2021	6.23	
8/23/2021	6.02	
3/7/2022	6.1	
8/15/2022	6.04	
2/21/2023	5.96	
8/14/2023	5.98	
2/14/2024		6.46

Prediction Limit

Constituent: pH, Field (S.U.) Analysis Run 8/13/2024 11:13 AM View: Appendix III - Intrawell

Plant Wansley Client: Southern Company Data: Wansley Landfill

	GWC-12	GWC-12
1/26/2016	7.37	
3/29/2016	7.53	
5/25/2016	7.44	
9/15/2016	6.283325	
11/16/2016	6.99	
1/31/2017	7.065 (D)	
3/23/2017	7.41	
5/3/2017	7.32	
8/7/2017	7.25 (D)	
1/24/2018	7.02 (D)	
6/26/2018	7.43	
9/28/2018	7.3	
1/25/2019	7.49	
6/26/2019	7.28	
9/11/2019	7.47	
3/18/2020	7.55	
9/10/2020	7.15	
3/16/2021	7.62	
8/19/2021	7.26	
3/7/2022	7.32	
8/16/2022	7.39	
2/15/2023	6.98	
8/14/2023	7.2	
2/20/2024		7.46

Prediction Limit

Constituent: pH, Field (S.U.) Analysis Run 8/13/2024 11:13 AM View: Appendix III - Intrawell
Plant Wansley Client: Southern Company Data: Wansley Landfill

	GWC-13	GWC-13
1/27/2016	6.52	
3/29/2016	7.49	
5/25/2016	6.76	
7/26/2016	6.859244	
9/15/2016	7.565879	
11/17/2016	6.63	
3/23/2017	6.85	
5/3/2017	6.57	
8/4/2017	6.77 (D)	
1/25/2018	6.63 (D)	
6/20/2018	6.66	
10/2/2018	6.91	
1/22/2019	6.61	
6/25/2019	6.54	
9/12/2019	6.73	
3/12/2020	6.68	
9/10/2020	6.69	
3/17/2021	7.19	
8/23/2021	6.52	
3/8/2022	6.93	
8/15/2022	7.03	
2/21/2023	6.62	
8/16/2023	6.61	
2/19/2024		7.14

Prediction Limit

Constituent: pH, Field (S.U.) Analysis Run 8/13/2024 11:13 AM View: Appendix III - Intrawell
Plant Wansley Client: Southern Company Data: Wansley Landfill

	GWC-14	GWC-14
1/27/2016	5.88	
3/30/2016	6.01	
5/25/2016	5.52	
7/26/2016	6.066915	
9/15/2016	5.220961	
11/17/2016	5.05	
2/1/2017	5.5	
3/23/2017	5.41	
5/3/2017	5.71	
8/7/2017	5.03 (D)	
1/25/2018	5.64 (D)	
6/20/2018	5.05	
10/1/2018	5.59	
1/22/2019	5.72	
6/25/2019	5.49	
9/12/2019	4.92	
3/17/2020	5.63	
9/10/2020	5	
3/17/2021	5.31	
8/23/2021	5.48	
3/7/2022	5.5	
8/16/2022	5.04	
2/17/2023	5.73	
8/14/2023	5.97	
2/19/2024		5.66

Prediction Limit

Constituent: pH, Field (S.U.) Analysis Run 8/13/2024 11:13 AM View: Appendix III - Intrawell
Plant Wansley Client: Southern Company Data: Wansley Landfill

	GWC-15	GWC-15
1/27/2016	6.67	
3/30/2016	6.7	
5/25/2016	6.52	
7/26/2016	6.719922	
9/20/2016	6.519229	
11/17/2016	6.54	
2/1/2017	6.56	
5/3/2017	6.5	
8/4/2017	6.55 (D)	
1/25/2018	6.45 (D)	
6/20/2018	7.24	
10/1/2018	6.5	
1/22/2019	6.48	
6/25/2019	6.43	
9/17/2019	6.54	
3/16/2020	6.58	
9/10/2020	6.31	
3/18/2021	6.92	
8/24/2021	6.43	
3/7/2022	6.5	
8/16/2022	6.54	
2/21/2023	7.22	
8/14/2023	6.7	
2/21/2024		6.62

Prediction Limit

Constituent: pH, Field (S.U.) Analysis Run 8/13/2024 11:13 AM View: Appendix III - Intrawell
Plant Wansley Client: Southern Company Data: Wansley Landfill

	GWC-16	GWC-16
1/27/2016	6.03	
5/25/2016	6.22	
7/27/2016	6.30178	
9/16/2016	7.5561 (O)	
11/17/2016	5.9	
2/1/2017	6.14	
3/24/2017	5.99	
5/3/2017	6.06	
8/7/2017	6.12 (D)	
1/25/2018	6.1 (D)	
6/20/2018	6.08	
10/1/2018	6.12	
1/25/2019	6.05	
6/25/2019	6.08	
9/11/2019	6.22	
3/17/2020	6.35	
9/11/2020	5.85	
3/17/2021	6.16	
8/20/2021	5.98	
3/8/2022	6.03	
8/16/2022	6.13	
2/20/2023	6.08	
8/14/2023	6.09	
2/21/2024		6.12

Prediction Limit

Constituent: pH, Field (S.U.) Analysis Run 8/13/2024 11:13 AM View: Appendix III - Intrawell
Plant Wansley Client: Southern Company Data: Wansley Landfill

	GWC-17	GWC-17
1/27/2016	6.27	
3/30/2016	6.22	
5/25/2016	6.24	
7/27/2016	6.321385	
9/19/2016	7.948709 (O)	
11/17/2016	6.11	
2/1/2017	6.18	
3/24/2017	6.34	
5/3/2017	6.09	
8/7/2017	6.16 (D)	
1/25/2018	6.2 (D)	
6/26/2018	6.1	
10/2/2018	6.16	
1/24/2019	6.31	
6/25/2019	6.12	
9/11/2019	6.39	
3/17/2020	6.09	
9/14/2020	6.37	
3/16/2021	6.22	
8/20/2021	6.05	
3/8/2022	6.06	
8/11/2022	5.95	
2/20/2023	6.06	
8/10/2023	6.13	
2/20/2024		6.01

Prediction Limit

Constituent: pH, Field (S.U.) Analysis Run 8/13/2024 11:13 AM View: Appendix III - Intrawell
Plant Wansley Client: Southern Company Data: Wansley Landfill

	GWC-18	GWC-18
3/30/2016	6.03	
5/26/2016	6.03	
7/25/2016	6.066342	
9/19/2016	6.040669	
2/1/2017	5.98	
3/24/2017	5.85	
5/3/2017	5.92	
8/7/2017	5.98 (D)	
1/25/2018	6.03 (D)	
6/21/2018	5.87	
9/28/2018	5.77	
1/28/2019	6.03	
6/27/2019	5.78	
9/11/2019	6.02	
3/17/2020	5.88	
9/14/2020	5.77	
3/16/2021	6.03	
8/24/2021	5.9	
3/8/2022	6.01	
8/11/2022	5.76	
2/20/2023	5.87	
8/9/2023	5.99	
2/21/2024		5.82

Prediction Limit

Constituent: pH, Field (S.U.) Analysis Run 8/13/2024 11:13 AM View: Appendix III - Intrawell
Plant Wansley Client: Southern Company Data: Wansley Landfill

	GWC-19	GWC-19
1/27/2016	6.14	
3/30/2016	6.1	
5/26/2016	5.99	
7/25/2016	6.063209	
9/19/2016	6.276656	
11/17/2016	5.97	
3/24/2017	5.82	
5/3/2017	5.89	
8/7/2017	5.93 (D)	
1/25/2018	5.89 (D)	
6/21/2018	5.78	
9/27/2018	5.82	
1/28/2019	5.96	
6/26/2019	5.78	
9/12/2019	5.92	
3/18/2020	5.71	
9/15/2020	5.72	
3/17/2021	5.95	
8/24/2021	5.78	
3/8/2022	5.81	
8/11/2022	5.7	
2/21/2023	5.73	
8/9/2023	5.87	
2/21/2024		5.77

Prediction Limit

Constituent: pH, Field (S.U.) Analysis Run 8/13/2024 11:13 AM View: Appendix III - Intrawell
Plant Wansley Client: Southern Company Data: Wansley Landfill

	GWC-20	GWC-20
1/27/2016	6.08	
3/30/2016	6.27	
5/26/2016	6.23	
7/25/2016	6.3145	
9/20/2016	7.120962	
2/2/2017	6.17	
5/4/2017	6.38	
8/7/2017	6.19 (D)	
1/26/2018	6.16 (D)	
6/21/2018	6.65	
9/27/2018	6.29	
1/28/2019	6.31	
6/25/2019	6.15	
9/11/2019	6.27	
3/18/2020	6.16	
9/15/2020	6.28	
3/16/2021	6.33	
8/24/2021	6.17	
3/7/2022	6.13	
8/16/2022	6.73	
2/22/2023	6.91	
8/9/2023	6.47	
2/20/2024		6.87

Prediction Limit

Constituent: pH, Field (S.U.) Analysis Run 8/13/2024 11:13 AM View: Appendix III - Intrawell
Plant Wansley Client: Southern Company Data: Wansley Landfill

	GWC-21	GWC-21
1/26/2016	5.39	
3/30/2016	5.88	
5/26/2016	5.55	
7/26/2016	5.64011	
9/20/2016	6.575 (o)	
11/17/2016	5.56	
3/28/2017	5.36	
5/4/2017	5.55	
8/7/2017	5.61 (D)	
1/26/2018	5.65 (D)	
6/20/2018	5.48	
9/27/2018	5.38	
1/24/2019	6.01	
6/25/2019	5.35	
9/11/2019	5.71	
3/18/2020	5.45	
9/15/2020	5.3	
3/16/2021	5.47	
8/19/2021	5.54	
3/7/2022	5.37	
8/16/2022	5.54	
2/21/2023	5.37	
8/9/2023	5.62	
2/19/2024		5.51

Prediction Limit

Constituent: pH, Field (S.U.) Analysis Run 8/13/2024 11:13 AM View: Appendix III - Intrawell
Plant Wansley Client: Southern Company Data: Wansley Landfill

	GWC-22	GWC-22
1/26/2016	6.46	
3/31/2016	6.53	
5/26/2016	6.69	
7/26/2016	6.620398	
9/20/2016	6.696588	
11/17/2016	6.52	
3/28/2017	6.87	
5/3/2017	6.59	
8/8/2017	6.59 (D)	
1/25/2018	6.49 (D)	
6/20/2018	6.42	
10/1/2018	6.7	
1/24/2019	6.69	
6/25/2019	6.59	
9/10/2019	6.44	
3/18/2020	6.85	
9/10/2020	6.86	
3/15/2021	6.78	
8/19/2021	6.58	
3/8/2022	6.41	
8/17/2022	6.61	
2/14/2023	6.56	
8/14/2023	6.79	
2/14/2024		6.94

Prediction Limit

Constituent: pH, Field (S.U.) Analysis Run 8/13/2024 11:13 AM View: Appendix III - Intrawell
Plant Wansley Client: Southern Company Data: Wansley Landfill

	GWC-23	GWC-23
1/21/2016	6.24	
3/29/2016	4.87 (o)	
5/25/2016	6.11	
9/20/2016	7.295 (o)	
11/18/2016	6.32	
2/3/2017	5.91	
3/28/2017	5.86	
5/4/2017	6.2	
8/8/2017	6.07 (D)	
1/25/2018	6.06 (D)	
6/20/2018	5.84	
10/1/2018	5.96	
1/25/2019	5.97	
6/26/2019	5.86	
9/12/2019	5.93	
3/18/2020	6.06	
9/10/2020	5.8	
3/18/2021	6.02	
8/23/2021	5.9	
3/9/2022	5.5	
8/16/2022	5.86	
2/21/2023	5.88	
8/15/2023	5.93	
2/19/2024		5.96

Prediction Limit

Constituent: pH, Field (S.U.) Analysis Run 8/13/2024 11:13 AM View: Appendix III - Intrawell
Plant Wansley Client: Southern Company Data: Wansley Landfill

	GWC-24	GWC-24
1/20/2016	5.41	
5/25/2016	6.46	
7/27/2016	6.119047	
9/16/2016	6.310241	
11/18/2016	5.62	
2/6/2017	5.36	
3/28/2017	5.87	
5/3/2017	7.5 (o)	
1/25/2018	5.74 (D)	
6/27/2018	5.51	
9/28/2018	5.28	
1/31/2019	5.28	
6/26/2019	5.59	
9/11/2019	5.21	
3/12/2020	5.33	
9/15/2020	4.97	
3/18/2021	5.16	
8/19/2021	5.1	
3/10/2022	5.14	
8/18/2022	5.08	
2/16/2023	5.08	
8/16/2023	5.14	
2/22/2024		5.39

Prediction Limit

Constituent: pH, Field (S.U.) Analysis Run 8/13/2024 11:13 AM View: Appendix III - Intrawell
Plant Wansley Client: Southern Company Data: Wansley Landfill

	GWC-25	GWC-25
1/20/2016	5.98	
3/28/2016	5.1	
5/25/2016	5.7	
7/27/2016	5.966094	
9/19/2016	6.070052	
11/15/2016	6.35	
1/20/2017	6.54	
1/23/2017	6.59	
3/23/2017	7.25	
3/24/2017	6.56	
8/3/2017	6.33 (D)	
1/24/2018	6.12 (D)	
6/27/2018	6.28	
9/26/2018	6.4	
1/24/2019	6	
6/25/2019	5.66	
9/11/2019	5.99	
1/14/2020	6.18	
3/12/2020	6.4	
9/14/2020	5.47	
3/17/2021	5.97	
8/19/2021	5.97	
3/8/2022	6.24	
8/10/2022	6	
2/21/2023	5.93	
8/15/2023	6.01	
2/21/2024		6.18

Prediction Limit

Constituent: pH, Field (S.U.) Analysis Run 8/13/2024 11:13 AM View: Appendix III - Intrawell
Plant Wansley Client: Southern Company Data: Wansley Landfill

	GWC-26	GWC-26
3/24/2016	5.64	
5/24/2016	5.78	
7/26/2016	6.038068	
9/20/2016	5.701864	
11/14/2016	5.64	
1/19/2017	5.7	
3/16/2017	5.58	
5/1/2017	5.78	
8/3/2017	5.61 (D)	
1/22/2018	6 (D)	
6/27/2018	5.59	
9/27/2018	5.68	
1/24/2019	5.78	
6/25/2019	5.63	
9/12/2019	5.63	
3/13/2020	5.52	
9/15/2020	5.63	
3/17/2021	5.61	
8/19/2021	5.69	
3/9/2022	5.69	
8/10/2022	5.6	
2/21/2023	5.58	
8/16/2023	5.53	
2/20/2024		5.53

Prediction Limit

Constituent: pH, Field (S.U.) Analysis Run 8/13/2024 11:13 AM View: Appendix III - Intrawell
Plant Wansley Client: Southern Company Data: Wansley Landfill

	GWC-27	GWC-27
1/22/2016	5.35	
3/23/2016	5.57	
5/24/2016	5.58	
7/26/2016	5.614371	
9/19/2016	5.506855	
11/11/2016	5.88	
1/20/2017	5.71	
3/16/2017	5.37	
4/28/2017	5.89	
8/3/2017	5.65 (D)	
1/19/2018	5.53 (D)	
6/27/2018	5.58	
9/27/2018	5.7	
1/24/2019	5.39	
6/26/2019	5.72	
9/12/2019	5.36	
3/12/2020	5.36	
9/9/2020	5.63	
3/18/2021	5.39	
8/23/2021	5.35	
3/8/2022	5.57	
8/10/2022	5.63	
2/20/2023	5.33	
8/15/2023	5.63	
2/20/2024		5.42

Prediction Limit

Constituent: pH, Field (S.U.) Analysis Run 8/13/2024 11:13 AM View: Appendix III - Intrawell

Plant Wansley Client: Southern Company Data: Wansley Landfill

	GWC-30	GWC-30
1/19/2016	5.9	
3/23/2016	6.78	
5/20/2016	6.05	
7/21/2016	6.188237	
9/20/2016	6.075727	
11/14/2016	5.93	
1/24/2017	6.03 (D)	
3/17/2017	5.94	
5/1/2017	6	
8/4/2017	6.01 (D)	
1/24/2018	6.29 (D)	
6/21/2018	5.95	
10/3/2018	6.38	
1/30/2019	6.08	
6/27/2019	6.08	
9/10/2019	6.63	
3/11/2020	6.04	
9/10/2020	6.59	
3/18/2021	5.77	
8/23/2021	5.96	
3/2/2022	6.07	
8/10/2022	5.97	
2/14/2023	5.91	
8/16/2023	5.96	
2/21/2024		5.96

Prediction Limit

Constituent: pH, Field (S.U.) Analysis Run 8/13/2024 11:13 AM View: Appendix III - Intrawell
Plant Wansley Client: Southern Company Data: Wansley Landfill

	GWC-31	GWC-31
1/25/2016	5.98	
5/25/2016	6.3	
7/27/2016	6.327805	
1/24/2017	5.93	
2/6/2017	6.04	
3/28/2017	6.06	
5/1/2017	6.24	
8/3/2017	5.98 (D)	
1/22/2018	5.99 (D)	
6/27/2018	5.99	
10/3/2018	6.2	
1/31/2019	6.03	
6/26/2019	6.18	
9/11/2019	6.34	
1/14/2020	6.04	
3/17/2020	6.15	
9/11/2020	6.01	
3/16/2021	5.89	
8/25/2021	6.01	
3/10/2022	6.02	
8/16/2022	6.19	
2/22/2023	6.03	
8/16/2023	6.27	
2/21/2024		6.72

Prediction Limit

Constituent: pH, Field (S.U.) Analysis Run 8/13/2024 11:13 AM View: Appendix III - Intrawell
Plant Wansley Client: Southern Company Data: Wansley Landfill

	GWC-32	GWC-32
1/25/2016	6.13	
3/23/2016	6.22	
5/23/2016	5.99	
7/22/2016	7.552699 (O)	
9/16/2016	6.260319	
11/15/2016	6.22	
1/25/2017	6.17	
5/1/2017	6.18	
8/3/2017	6.32 (D)	
1/22/2018	6.19 (D)	
6/26/2018	5.97	
10/2/2018	6.06	
1/30/2019	6.12	
6/27/2019	6.11	
9/12/2019	6.08	
1/14/2020	6.11	
3/18/2020	6.13	
9/15/2020	5.88	
3/17/2021	6.14	
8/24/2021	6.12	
3/9/2022	6.11	
8/10/2022	5.94	
2/15/2023	5.98	
8/15/2023	6.05	
2/20/2024		6.25

Prediction Limit

Constituent: pH, Field (S.U.) Analysis Run 8/13/2024 11:13 AM View: Appendix III - Intrawell
Plant Wansley Client: Southern Company Data: Wansley Landfill

	GWC-33	GWC-33
1/25/2016	6.23	
3/23/2016	6.7	
5/24/2016	6.26	
7/22/2016	6.956045	
9/16/2016	6.411956	
11/16/2016	6.15	
1/25/2017	6.09	
3/22/2017	6.18	
5/1/2017	6.45	
8/3/2017	6.52 (D)	
1/22/2018	6.22 (D)	
6/26/2018	6.15	
10/2/2018	6.47	
1/30/2019	6.41	
6/26/2019	6.3	
9/12/2019	6.5	
3/12/2020	6.37	
9/16/2020	5.71	
3/18/2021	6.41	
8/24/2021	6.32	
3/9/2022	5.85	
8/15/2022	6.16	
2/20/2023	6.21	
8/15/2023	6.23	
2/20/2024		6.49

Prediction Limit

Constituent: pH, Field (S.U.) Analysis Run 8/13/2024 11:13 AM View: Appendix III - Intrawell
Plant Wansley Client: Southern Company Data: Wansley Landfill

	GWC-34	GWC-34
1/21/2016	5.51	
3/24/2016	6.66 (o)	
5/23/2016	5.92	
7/21/2016	6.008569	
9/15/2016	5.982305	
11/15/2016	6.03	
1/25/2017	5.92	
3/22/2017	5.66	
5/1/2017	5.88	
8/3/2017	5.98 (D)	
1/23/2018	6.11 (D)	
6/20/2018	5.97	
10/2/2018	5.86	
1/28/2019	6.08	
6/26/2019	5.8	
9/11/2019	5.92	
3/11/2020	5.93	
9/11/2020	5.68	
3/16/2021	5.78	
8/24/2021	5.93	
3/2/2022	5.91	
8/10/2022	5.78	
2/20/2023	5.96	
8/16/2023	5.78	
2/22/2024		6.43

Prediction Limit

Constituent: pH, Field (S.U.) Analysis Run 8/13/2024 11:13 AM View: Appendix III - Intrawell
Plant Wansley Client: Southern Company Data: Wansley Landfill

	GWC-35	GWC-35
1/21/2016	5.19	
3/24/2016	6.32 (o)	
5/25/2016	5.58	
7/21/2016	5.701591	
9/15/2016	5.629095	
11/15/2016	5.66	
1/26/2017	5.61	
3/22/2017	5.42	
5/2/2017	5.72	
8/3/2017	5.65 (D)	
1/23/2018	5.64 (D)	
6/19/2018	5.59	
10/1/2018	5.55	
1/21/2019	5.53	
6/26/2019	5.55	
9/12/2019	5.68	
3/11/2020	5.62	
9/11/2020	5.4	
3/16/2021	5.44	
8/18/2021	5.53	
3/2/2022	5.73	
8/15/2022	5.55	
2/20/2023	5.51	
8/16/2023	5.42	
2/22/2024		5.56

Prediction Limit

Constituent: pH, Field (S.U.) Analysis Run 8/13/2024 11:13 AM View: Appendix III - Intrawell
Plant Wansley Client: Southern Company Data: Wansley Landfill

	GWC-5	GWC-5
1/20/2016	6.15	
3/28/2016	7.05	
5/23/2016	6.47	
7/21/2016	6.424029	
9/15/2016	7.042684	
11/15/2016	6.29	
1/26/2017	6.29	
5/2/2017	6.98	
8/3/2017	6.18 (D)	
1/23/2018	6.44 (D)	
6/25/2018	6.42	
10/3/2018	6.33	
1/30/2019	6.94	
6/26/2019	6.42	
9/12/2019	6.34	
3/16/2020	6.35	
9/9/2020	6.4	
3/17/2021	6.22	
8/19/2021	6.42	
3/2/2022	6.31	
8/11/2022	6.31	
2/20/2023	6.28	
8/14/2023	6.28	
2/14/2024		6.31

Prediction Limit

Constituent: pH, Field (S.U.) Analysis Run 8/13/2024 11:13 AM View: Appendix III - Intrawell
Plant Wansley Client: Southern Company Data: Wansley Landfill

	GWC-6	GWC-6
1/20/2016	5.97	
3/28/2016	6.5	
5/24/2016	6	
7/21/2016	6.08222	
9/15/2016	6.383623	
11/16/2016	5.99	
1/26/2017	6.12	
5/2/2017	5.86	
8/3/2017	5.92 (D)	
1/23/2018	6.08 (D)	
6/25/2018	5.86	
9/25/2018	5.87	
1/30/2019	5.99	
6/26/2019	5.82	
9/12/2019	6	
3/16/2020	5.86	
9/11/2020	5.71	
3/17/2021	6.1	
8/18/2021	5.9	
3/2/2022	5.89	
8/11/2022	5.97	
2/20/2023	5.94	
8/14/2023	5.93	
2/14/2024		5.96

Prediction Limit

Constituent: pH, Field (S.U.) Analysis Run 8/13/2024 11:13 AM View: Appendix III - Intrawell
Plant Wansley Client: Southern Company Data: Wansley Landfill

	GWC-7	GWC-7
1/20/2016	6.23	
3/29/2016	6.42	
5/24/2016	6.38	
7/22/2016	6.438562	
9/15/2016	6.347438	
11/16/2016	6.35	
1/26/2017	6.45	
5/2/2017	6.32	
8/4/2017	6.35 (D)	
1/23/2018	6.55 (D)	
6/25/2018	6.26	
10/2/2018	6.31	
1/21/2019	6.33	
6/25/2019	6.23	
9/10/2019	6.3	
3/12/2020	6.45	
9/14/2020	6.14	
3/16/2021	6.5	
8/19/2021	6.38	
3/2/2022	6.4	
8/11/2022	6.44	
2/21/2023	6.5	
8/9/2023	6.43	
2/21/2024		6.46

Prediction Limit

Constituent: pH, Field (S.U.) Analysis Run 8/13/2024 11:13 AM View: Appendix III - Intrawell
Plant Wansley Client: Southern Company Data: Wansley Landfill

	GWC-8	GWC-8
1/26/2016	5.99	
3/29/2016	6.45	
5/24/2016	6.17	
7/26/2016	6.291124	
9/19/2016	6.550086	
11/16/2016	5.96	
1/26/2017	6.14	
3/23/2017	5.95	
5/2/2017	6.11	
8/7/2017	6.02 (D)	
1/24/2018	5.91 (D)	
6/21/2018	5.9	
9/26/2018	5.9	
1/22/2019	5.95	
6/25/2019	5.85	
9/10/2019	5.9	
1/13/2020	5.89	
3/12/2020	5.86	
9/14/2020	5.64	
3/16/2021	5.99	
8/20/2021	5.91	
3/2/2022	5.89	
8/11/2022	5.9	
2/15/2023	6.03	
8/9/2023	5.88	
2/21/2024		5.86

Prediction Limit

Constituent: pH, Field (S.U.) Analysis Run 8/13/2024 11:13 AM View: Appendix III - Intrawell
Plant Wansley Client: Southern Company Data: Wansley Landfill

	GWC-9	GWC-9
3/29/2016	5.86	
5/24/2016	5.81	
7/25/2016	5.876175	
9/19/2016	6.323668	
1/31/2017	5.75	
3/23/2017	5.97	
5/2/2017	6.11	
8/7/2017	5.78 (D)	
1/24/2018	5.98 (D)	
6/21/2018	5.68	
9/26/2018	5.71	
1/22/2019	5.8	
6/25/2019	5.71	
9/16/2019	5.69	
3/16/2020	5.8	
9/11/2020	5.4	
3/16/2021	5.78	
8/25/2021	5.55	
3/9/2022	5.53	
8/16/2022	5.53	
10/12/2022	5.51 (R)	
2/15/2023	5.56	
8/9/2023	5.55	
2/19/2024		5.4

Prediction Limit

Constituent: Sulfate as SO4 (mg/L) Analysis Run 8/13/2024 11:13 AM View: Appendix III - Intrawell

Plant Wansley Client: Southern Company Data: Wansley Landfill

	GWA-1	GWA-1
3/23/2016	<1	
5/20/2016	<1	
7/21/2016	<1	
9/15/2016	<1	
11/11/2016	<1	
1/19/2017	<1	
3/16/2017	<1	
4/28/2017	<1	
10/4/2017	<1	
1/19/2018	<1	
6/19/2018	<1	
9/25/2018	<1	
1/17/2019	0.5 (J)	
6/24/2019	<1	
9/9/2019	<1	
3/10/2020	1.7	
9/9/2020	<1	
3/15/2021	<1	
8/16/2021	<1	
2/28/2022	<1	
8/9/2022	<1	
2/14/2023	<1	
8/9/2023	<1	
2/13/2024		<1

ND substitution: RL or RL/2 if <15% NDs.

Prediction Limit

Constituent: Sulfate as SO4 (mg/L) Analysis Run 8/13/2024 11:13 AM View: Appendix III - Intrawell

Plant Wansley Client: Southern Company Data: Wansley Landfill

	GWA-2	GWA-2
3/23/2016	1.001	
5/24/2016	0.576 (J)	
7/26/2016	0.91 (J)	
9/16/2016	0.87 (J)	
11/10/2016	0.79 (J)	
1/19/2017	0.87 (J)	
3/17/2017	1.8	
4/28/2017	1.7	
10/3/2017	1.9	
1/19/2018	1.8	
6/19/2018	1	
9/25/2018	0.78 (J)	
1/17/2019	2.5	
6/24/2019	0.91 (J)	
9/10/2019	0.9 (J)	
3/10/2020	2.5	
9/10/2020	1	
3/15/2021	1.5	
8/18/2021	0.9 (J)	
3/1/2022	2	
8/9/2022	0.54 (J)	
2/14/2023	2.5	
8/9/2023	1.2	
2/14/2024		6.7

Prediction Limit

Constituent: Sulfate as SO4 (mg/L) Analysis Run 8/13/2024 11:13 AM View: Appendix III - Intrawell

Plant Wansley Client: Southern Company Data: Wansley Landfill

	GWA-28	GWA-28
3/22/2016	1.1423	
5/23/2016	1.44	
7/25/2016	1.1	
9/15/2016	0.99 (J)	
11/9/2016	1.1	
1/17/2017	0.85 (J)	
3/16/2017	1.2	
4/27/2017	<1	
10/3/2017	1.4	
1/19/2018	1.1	
6/19/2018	0.94 (J)	
9/25/2018	1.3	
1/21/2019	1.6	
6/25/2019	2.2	
9/10/2019	1.3	
3/10/2020	3	
9/9/2020	1.4	
3/15/2021	0.95 (J)	
8/16/2021	1.1	
3/1/2022	1	
8/9/2022	0.7 (J)	
2/14/2023	1.2	
8/9/2023	1.2	
2/14/2024		0.61 (J)

ND substitution: RL or RL/2 if <15% NDs.

Prediction Limit

Constituent: Sulfate as SO4 (mg/L) Analysis Run 8/13/2024 11:13 AM View: Appendix III - Intrawell

Plant Wansley Client: Southern Company Data: Wansley Landfill

	GWA-29	GWA-29
3/22/2016	8.4662	
5/19/2016	10	
7/21/2016	13	
1/17/2017	7.6	
4/27/2017	8	
7/18/2017	6	
8/1/2017	7.7	
10/3/2017	7	
1/19/2018	5.7	
6/19/2018	7	
9/25/2018	9.1	
1/18/2019	6.4	
6/25/2019	26	
9/10/2019	9.2	
3/10/2020	6	
9/9/2020	6.5	
3/15/2021	6.8	
8/18/2021	6.7	
3/2/2022	6	
8/9/2022	7.8	
2/13/2023	4.3	
8/8/2023	8.7	
2/14/2024		3.3

Prediction Limit

Constituent: Sulfate as SO4 (mg/L) Analysis Run 8/13/2024 11:13 AM View: Appendix III - Intrawell

Plant Wansley Client: Southern Company Data: Wansley Landfill

	GWA-3
3/31/2016	202.982 (o)
5/25/2016	95.7
7/27/2016	110
10/3/2017	150
6/20/2018	100
1/18/2019	34
6/25/2019	<1
9/11/2019	43
3/10/2020	16
9/9/2020	29
3/15/2021	36
8/18/2021	51
3/1/2022	64
8/9/2022	48
2/14/2023	70
8/8/2023	36

ND substitution: RL or RL/2 if <15% NDs.

Prediction Limit

Constituent: Sulfate as SO4 (mg/L) Analysis Run 8/13/2024 11:13 AM View: Appendix III - Intrawell

Plant Wansley Client: Southern Company Data: Wansley Landfill

	GWA-4	GWA-4
3/23/2016	9.0208	
5/19/2016	10	
7/21/2016	10	
9/14/2016	9.7	
11/10/2016	8.1	
1/17/2017	15	
3/16/2017	9.1	
4/27/2017	9.6	
10/3/2017	9.8	
1/22/2018	10	
6/19/2018	10	
9/25/2018	9.7	
1/17/2019	9.4	
6/24/2019	10	
9/10/2019	11	
3/10/2020	12	
9/9/2020	9.4	
3/15/2021	7.7	
8/18/2021	9.7	
3/1/2022	9.6	
8/9/2022	10	
2/14/2023	9.3	
8/9/2023	10	
2/14/2024		8.2

Prediction Limit

Constituent: Sulfate as SO4 (mg/L) Analysis Run 8/13/2024 11:13 AM View: Appendix III - Intrawell

Plant Wansley Client: Southern Company Data: Wansley Landfill

	GWC-10	GWC-10
3/30/2016	24.0688	
5/25/2016	20.1	
7/27/2016	28	
9/16/2016	29	
11/17/2016	40	
2/1/2017	40	
3/24/2017	28	
5/3/2017	38	
10/4/2017	45	
1/25/2018	33	
6/21/2018	21	
9/27/2018	28	
1/31/2019	20	
6/26/2019	13	
9/17/2019	12	
3/17/2020	16	
9/10/2020	17	
3/18/2021	11	
8/20/2021	10	
3/8/2022	13	
8/16/2022	8.5	
2/15/2023	8.5	
8/10/2023	6.9	
2/20/2024		13

Prediction Limit

Constituent: Sulfate as SO4 (mg/L) Analysis Run 8/13/2024 11:13 AM View: Appendix III - Intrawell

Plant Wansley Client: Southern Company Data: Wansley Landfill

	GWC-11	GWC-11
3/29/2016	<1	
5/25/2016	<1	
7/25/2016	<1	
9/19/2016	<1	
11/16/2016	<1	
1/31/2017	3.7 (o)	
3/23/2017	1.5	
5/2/2017	<1	
10/4/2017	<1	
1/24/2018	<1	
6/20/2018	<1	
9/27/2018	<1	
1/24/2019	0.77 (J)	
6/26/2019	0.47 (J)	
9/16/2019	<1	
3/16/2020	0.44 (J)	
9/10/2020	<1	
3/17/2021	<1	
8/23/2021	<1	
3/7/2022	<1	
8/15/2022	<1	
2/21/2023	0.43 (J)	
8/14/2023	0.5 (J)	
2/14/2024		0.9 (J)

ND substitution: RL or RL/2 if <15% NDs.

Prediction Limit

Constituent: Sulfate as SO4 (mg/L) Analysis Run 8/13/2024 11:13 AM View: Appendix III - Intrawell

Plant Wansley Client: Southern Company Data: Wansley Landfill

	GWC-12	GWC-12
3/29/2016	19.1889	
5/25/2016	19.8	
7/22/2016	20	
9/15/2016	20	
11/16/2016	19	
1/31/2017	23	
3/23/2017	23	
5/3/2017	22	
10/4/2017	22	
1/24/2018	22	
6/26/2018	23	
9/28/2018	24	
1/25/2019	25	
6/26/2019	25	
9/11/2019	26	
3/18/2020	25	
9/10/2020	26	
3/16/2021	29	
8/19/2021	33	
3/7/2022	40	
8/16/2022	36	
2/15/2023	32	
8/14/2023	30	
2/20/2024		37

Prediction Limit

Constituent: Sulfate as SO4 (mg/L) Analysis Run 8/13/2024 11:13 AM View: Appendix III - Intrawell

Plant Wansley Client: Southern Company Data: Wansley Landfill

	GWC-13	GWC-13
3/29/2016	2.8316	
5/25/2016	2.62	
7/26/2016	2.7	
9/15/2016	2.6	
11/17/2016	2.2	
1/31/2017	2.6	
3/23/2017	2.6	
5/3/2017	2.6	
10/5/2017	2.5	
1/25/2018	2.5	
6/20/2018	2.5	
10/2/2018	2.7	
1/22/2019	2.8	
6/25/2019	3	
9/12/2019	2.2	
3/12/2020	4.5	
9/10/2020	2.3	
3/17/2021	2.5	
8/23/2021	2	
3/8/2022	3.3	
8/15/2022	1.8	
2/21/2023	1.8	
8/16/2023	2	
2/19/2024		3.7

Prediction Limit

Constituent: Sulfate as SO4 (mg/L) Analysis Run 8/13/2024 11:13 AM View: Appendix III - Intrawell

Plant Wansley Client: Southern Company Data: Wansley Landfill

	GWC-14	GWC-14
3/30/2016	7.2023	
5/25/2016	10.5	
7/26/2016	38	
9/15/2016	13	
11/17/2016	18	
2/1/2017	8.2	
3/23/2017	10	
5/3/2017	10	
10/4/2017	22	
1/25/2018	9.9	
6/20/2018	18	
10/1/2018	11	
1/22/2019	13	
6/25/2019	13	
9/12/2019	22	
3/17/2020	12	
9/10/2020	17	
3/17/2021	16	
8/23/2021	8.6	
3/7/2022	16	
8/16/2022	18	
2/17/2023	5.7	
8/14/2023	2.7	
2/19/2024		7.7

Prediction Limit

Constituent: Sulfate as SO4 (mg/L) Analysis Run 8/13/2024 11:13 AM View: Appendix III - Intrawell

Plant Wansley Client: Southern Company Data: Wansley Landfill

	GWC-15	GWC-15
3/30/2016	1.7296	
5/25/2016	1.52	
7/26/2016	1.2	
9/20/2016	0.85 (J)	
11/17/2016	0.83 (J)	
2/1/2017	1.9	
3/23/2017	1.6	
5/3/2017	1.3	
10/4/2017	1.4	
1/25/2018	1.4	
6/20/2018	2.1	
10/1/2018	1.4	
1/22/2019	2	
6/25/2019	2	
9/17/2019	1.4	
3/16/2020	2.3	
9/10/2020	1.2	
3/18/2021	1.7	
8/24/2021	2	
3/7/2022	3.1	
8/16/2022	1.1	
2/21/2023	1.1	
8/14/2023	1.3	
2/21/2024		4.1

Prediction Limit

Constituent: Sulfate as SO4 (mg/L) Analysis Run 8/13/2024 11:13 AM View: Appendix III - Intrawell

Plant Wansley Client: Southern Company Data: Wansley Landfill

	GWC-16	GWC-16
3/30/2016	0.5433 (J)	
5/25/2016	0.4393 (J)	
7/27/2016	<1	
9/16/2016	<1	
11/17/2016	<1	
2/1/2017	<1	
3/24/2017	<1	
5/3/2017	<1	
10/5/2017	<1	
1/25/2018	<1	
6/20/2018	<1	
10/1/2018	<1	
1/25/2019	0.66 (J)	
6/25/2019	0.84 (J)	
9/11/2019	0.6 (J)	
3/17/2020	0.84 (J)	
9/11/2020	0.4 (J)	
3/17/2021	<1	
8/20/2021	1	
3/8/2022	1.1	
8/16/2022	<1	
2/20/2023	<1	
8/14/2023	0.43 (J)	
2/21/2024		<1

ND substitution: RL or RL/2 if <15% NDs.

Prediction Limit

Constituent: Sulfate as SO4 (mg/L) Analysis Run 8/13/2024 11:13 AM View: Appendix III - Intrawell

Plant Wansley Client: Southern Company Data: Wansley Landfill

	GWC-17	GWC-17
3/30/2016	0.8313 (J)	
5/25/2016	0.195 (J)	
7/27/2016	0.7 (J)	
9/19/2016	<1	
11/17/2016	0.75 (J)	
2/1/2017	<1	
3/24/2017	<1	
5/3/2017	<1	
10/4/2017	<1	
1/25/2018	<1	
6/26/2018	<1	
10/2/2018	<1	
1/24/2019	0.88 (J)	
6/25/2019	1.1	
9/11/2019	0.99 (J)	
3/17/2020	1.2	
9/14/2020	0.92 (J)	
3/16/2021	<1	
8/20/2021	1.1	
3/8/2022	1	
8/11/2022	<1	
2/20/2023	0.5 (J)	
8/10/2023	0.61 (J)	
2/20/2024		4.7

ND substitution: RL or RL/2 if <15% NDs.

Prediction Limit

Constituent: Sulfate as SO4 (mg/L) Analysis Run 8/13/2024 11:13 AM View: Appendix III - Intrawell

Plant Wansley Client: Southern Company Data: Wansley Landfill

	GWC-18	GWC-18
3/30/2016	0.6239 (J)	
5/26/2016	0.598 (J)	
7/25/2016	<1	
9/19/2016	<1	
11/17/2016	<1	
2/1/2017	<1	
3/24/2017	<1	
5/3/2017	<1	
10/5/2017	<1	
1/25/2018	<1	
6/21/2018	<1	
9/28/2018	<1	
1/28/2019	0.69 (J)	
6/27/2019	0.85 (J)	
9/11/2019	0.7 (J)	
3/17/2020	1	
9/14/2020	0.7 (J)	
3/16/2021	<1	
8/24/2021	0.89 (J)	
3/8/2022	1.1	
8/11/2022	<1	
2/20/2023	0.41 (J)	
8/9/2023	0.64 (J)	
2/21/2024		1.1

ND substitution: RL or RL/2 if <15% NDs.

Prediction Limit

Constituent: Sulfate as SO4 (mg/L) Analysis Run 8/13/2024 11:13 AM View: Appendix III - Intrawell

Plant Wansley Client: Southern Company Data: Wansley Landfill

	GWC-19	GWC-19
3/30/2016	2.3237	
5/26/2016	0.574 (J)	
7/25/2016	<1	
9/19/2016	<1	
11/17/2016	<1	
2/2/2017	8.6 (o)	
3/24/2017	2.5	
5/3/2017	0.88 (J)	
10/5/2017	0.81 (J)	
1/25/2018	0.77 (J)	
6/21/2018	<1	
9/27/2018	<1	
1/28/2019	1.2	
6/26/2019	0.88 (J)	
9/12/2019	0.39 (J)	
3/18/2020	1.1	
9/15/2020	0.53 (J)	
3/17/2021	<1	
8/24/2021	2.5	
3/8/2022	0.94 (J)	
8/11/2022	<1	
2/21/2023	0.52 (J)	
8/9/2023	0.48 (J)	
2/21/2024		1.2

ND substitution: RL or RL/2 if <15% NDs.

Prediction Limit

Constituent: Sulfate as SO4 (mg/L) Analysis Run 8/13/2024 11:13 AM View: Appendix III - Intrawell

Plant Wansley Client: Southern Company Data: Wansley Landfill

	GWC-20	GWC-20
3/30/2016	1.0356	
5/26/2016	0.979 (J)	
7/25/2016	0.94 (J)	
9/20/2016	0.83 (J)	
11/17/2016	0.71 (J)	
2/2/2017	0.82 (J)	
3/28/2017	0.75 (J)	
5/4/2017	1.1	
10/6/2017	0.79 (J)	
1/26/2018	<1	
6/21/2018	1.3	
9/27/2018	1.2	
1/28/2019	0.9 (J)	
6/25/2019	0.99 (J)	
9/11/2019	1.1	
3/18/2020	0.72 (J)	
9/15/2020	0.83 (J)	
3/16/2021	<1	
8/24/2021	0.88 (J)	
3/7/2022	1.3	
8/16/2022	0.58 (J)	
2/22/2023	0.65 (J)	
8/9/2023	0.78 (J)	
2/20/2024		2.6

ND substitution: RL or RL/2 if <15% NDs.

Prediction Limit

Constituent: Sulfate as SO4 (mg/L) Analysis Run 8/13/2024 11:13 AM View: Appendix III - Intrawell

Plant Wansley Client: Southern Company Data: Wansley Landfill

	GWC-21	GWC-21
3/30/2016	0.3269 (J)	
5/26/2016	<1	
7/26/2016	<1	
9/20/2016	<1	
11/17/2016	<1	
2/2/2017	<1	
3/28/2017	<1	
5/4/2017	<1	
10/6/2017	<1	
1/26/2018	<1	
6/20/2018	<1	
9/27/2018	<1	
1/24/2019	<1	
6/25/2019	<1	
9/11/2019	0.42 (J)	
3/18/2020	<1	
9/15/2020	<1	
3/16/2021	<1	
8/19/2021	<1	
3/7/2022	1.1	
8/16/2022	<1	
2/21/2023	<1	
8/9/2023	<1	
2/19/2024		0.98 (J)

ND substitution: RL or RL/2 if <15% NDs.

Prediction Limit

Constituent: Sulfate as SO4 (mg/L) Analysis Run 8/13/2024 11:13 AM View: Appendix III - Intrawell

Plant Wansley Client: Southern Company Data: Wansley Landfill

	GWC-22	GWC-22
3/31/2016	0.3648 (J)	
5/26/2016	0.562 (J)	
7/26/2016	<1	
9/20/2016	<1	
11/17/2016	<1	
2/3/2017	<1	
3/28/2017	<1	
5/3/2017	<1	
10/5/2017	<1	
1/25/2018	<1	
6/20/2018	<1	
10/1/2018	<1	
1/24/2019	0.81 (J)	
6/25/2019	0.76 (J)	
9/10/2019	<1	
3/18/2020	0.65 (J)	
9/10/2020	0.54 (J)	
3/15/2021	<1	
8/19/2021	1.2	
3/8/2022	<1	
8/17/2022	<1	
2/14/2023	0.54 (J)	
8/14/2023	0.53 (J)	
2/14/2024		0.62 (J)

ND substitution: RL or RL/2 if <15% NDs.

Prediction Limit

Constituent: Sulfate as SO4 (mg/L) Analysis Run 8/13/2024 11:13 AM View: Appendix III - Intrawell

Plant Wansley Client: Southern Company Data: Wansley Landfill

	GWC-23	GWC-23
3/29/2016	0.5302 (J)	
5/25/2016	0.3659 (J)	
7/27/2016	<1	
9/20/2016	<1	
11/18/2016	<1	
2/3/2017	<1	
3/28/2017	<1	
5/4/2017	<1	
10/5/2017	<1	
1/25/2018	<1	
6/20/2018	<1	
10/1/2018	<1	
1/25/2019	0.38 (J)	
6/26/2019	0.64 (J)	
9/12/2019	0.54 (J)	
3/18/2020	<1	
9/10/2020	<1	
3/18/2021	<1	
8/23/2021	<1	
3/9/2022	0.76 (J)	
8/16/2022	<1	
2/21/2023	<1	
8/15/2023	0.44 (J)	
2/19/2024		1.5

ND substitution: RL or RL/2 if <15% NDs.

Prediction Limit

Constituent: Sulfate as SO4 (mg/L) Analysis Run 8/13/2024 11:13 AM View: Appendix III - Intrawell

Plant Wansley Client: Southern Company Data: Wansley Landfill

	GWC-24	GWC-24
3/30/2016	1.0189	
5/25/2016	0.6811 (J)	
7/27/2016	<1	
9/16/2016	<1	
11/18/2016	<1	
2/3/2017	<1	
3/29/2017	<1	
5/4/2017	<1	
10/5/2017	<1	
1/25/2018	<1	
6/27/2018	<1	
9/28/2018	<1	
1/31/2019	<1	
6/26/2019	0.71 (J)	
9/11/2019	0.59 (J)	
3/12/2020	2.3	
9/15/2020	0.53 (J)	
3/18/2021	<1	
8/19/2021	0.77 (J)	
3/10/2022	0.83 (J)	
8/18/2022	<1	
2/16/2023	0.4 (J)	
8/16/2023	0.6 (J)	
2/22/2024		0.57 (J)

ND substitution: RL or RL/2 if <15% NDs.

Prediction Limit

Constituent: Sulfate as SO4 (mg/L) Analysis Run 8/13/2024 11:13 AM View: Appendix III - Intrawell

Plant Wansley Client: Southern Company Data: Wansley Landfill

	GWC-25	GWC-25
3/28/2016	8.3151	
5/26/2016	4.31	
7/27/2016	6.1	
9/19/2016	11	
11/15/2016	18	
1/24/2017	26 (o)	
3/23/2017	23 (o)	
5/2/2017	27 (o)	
10/5/2017	16	
1/25/2018	15	
6/27/2018	12	
9/26/2018	12	
1/24/2019	1.4	
6/25/2019	1.6	
9/11/2019	5.7	
3/12/2020	9.7	
9/14/2020	3.8	
3/17/2021	7.2	
8/19/2021	7.2	
3/8/2022	5.4	
8/10/2022	5.2	
2/21/2023	7.4	
8/15/2023	5.7	
2/21/2024		9.6

Prediction Limit

Constituent: Sulfate as SO4 (mg/L) Analysis Run 8/13/2024 11:13 AM View: Appendix III - Intrawell

Plant Wansley Client: Southern Company Data: Wansley Landfill

	GWC-26	GWC-26
3/24/2016	0.4337 (J)	
5/25/2016	0.3421 (J)	
7/26/2016	<1	
9/19/2016	<1	
11/14/2016	<1	
1/19/2017	<1	
3/16/2017	<1	
5/1/2017	<1	
10/4/2017	<1	
1/22/2018	<1	
6/27/2018	<1	
9/27/2018	<1	
1/24/2019	0.57 (J)	
6/25/2019	0.78 (J)	
9/12/2019	<1	
3/13/2020	1.8	
9/15/2020	0.45 (J)	
3/17/2021	<1	
8/19/2021	0.82 (J)	
3/9/2022	<1	
8/10/2022	<1	
2/21/2023	<1	
8/16/2023	0.47 (J)	
2/20/2024		1.3

ND substitution: RL or RL/2 if <15% NDs.

Prediction Limit

Constituent: Sulfate as SO4 (mg/L) Analysis Run 8/13/2024 11:13 AM View: Appendix III - Intrawell

Plant Wansley Client: Southern Company Data: Wansley Landfill

	GWC-27	GWC-27
3/23/2016	1.3897	
5/24/2016	0.598 (J)	
7/26/2016	3	
9/19/2016	1.6	
11/11/2016	3	
1/20/2017	2.2	
3/16/2017	0.95 (J)	
4/28/2017	2.1	
10/3/2017	<1	
1/19/2018	1.4	
6/27/2018	1.7	
9/27/2018	2.5	
1/24/2019	0.39 (J)	
6/26/2019	3.2	
9/12/2019	0.82 (J)	
3/12/2020	2	
9/9/2020	2.4	
3/18/2021	2.3	
8/23/2021	0.78 (J)	
3/8/2022	1.6	
8/10/2022	1.7	
2/20/2023	0.47 (J)	
8/15/2023	1.7	
2/20/2024		2.5

ND substitution: RL or RL/2 if <15% NDs.

Prediction Limit

Constituent: Sulfate as SO4 (mg/L) Analysis Run 8/13/2024 11:13 AM View: Appendix III - Intrawell

Plant Wansley Client: Southern Company Data: Wansley Landfill

	GWC-30	GWC-30
3/23/2016	1.3729	
5/20/2016	1.31	
7/21/2016	1.3	
9/20/2016	1.3	
11/14/2016	1.1	
1/24/2017	1.3	
3/17/2017	1.3	
5/1/2017	1.2	
10/4/2017	1.2	
1/24/2018	1	
6/21/2018	1	
10/3/2018	1.2	
1/30/2019	1.2	
6/27/2019	1.7	
9/10/2019	1.3	
3/11/2020	3.3	
9/10/2020	1	
3/18/2021	1.1	
8/23/2021	1.2	
3/2/2022	1.4	
8/10/2022	0.79 (J)	
2/14/2023	1	
8/16/2023	1.1	
2/21/2024		2.5

Prediction Limit

Constituent: Sulfate as SO4 (mg/L) Analysis Run 8/13/2024 11:13 AM View: Appendix III - Intrawell

Plant Wansley Client: Southern Company Data: Wansley Landfill

	GWC-31	GWC-31
3/30/2016	15.0114	
5/25/2016	19.1	
1/25/2017	13	
7/19/2017	15	
10/6/2017	19	
1/23/2018	15	
6/27/2018	14	
10/3/2018	18	
1/31/2019	10	
6/26/2019	9.9	
3/17/2020	7.3	
9/11/2020	15	
3/16/2021	11	
8/25/2021	12	
3/10/2022	8.9	
8/16/2022	11	
2/22/2023	9.8	
8/16/2023	9.6	
2/21/2024		11

Prediction Limit

Constituent: Sulfate as SO4 (mg/L) Analysis Run 8/13/2024 11:13 AM View: Appendix III - Intrawell

Plant Wansley Client: Southern Company Data: Wansley Landfill

	GWC-32	GWC-32
3/23/2016	12.8473	
5/24/2016	13.5	
7/22/2016	12	
9/16/2016	12	
11/15/2016	13	
1/26/2017	9.2	
3/24/2017	9.2	
5/2/2017	9	
10/6/2017	8.8	
1/23/2018	9.4	
6/26/2018	12	
10/2/2018	9.7	
1/30/2019	11	
6/27/2019	9.9	
9/12/2019	9.7	
3/18/2020	8.8	
9/15/2020	9.9	
3/17/2021	9.1	
8/24/2021	10	
3/9/2022	7.6	
8/10/2022	8.7	
2/15/2023	8.3	
8/15/2023	9.1	
2/20/2024		11

Prediction Limit

Constituent: Sulfate as SO4 (mg/L) Analysis Run 8/13/2024 11:13 AM View: Appendix III - Intrawell

Plant Wansley Client: Southern Company Data: Wansley Landfill

	GWC-33	GWC-33
3/23/2016	19.6956	
11/17/2016	22	
1/25/2017	50 (o)	
3/23/2017	28	
5/1/2017	25	
7/19/2017	22	
8/4/2017	25	
8/24/2017	19	
10/5/2017	18	
1/23/2018	14	
6/26/2018	9.2	
10/2/2018	11	
1/30/2019	14	
6/26/2019	10	
9/12/2019	12	
3/12/2020	11	
9/16/2020	7	
3/18/2021	9.1	
8/24/2021	8.1	
3/9/2022	7.4	
8/15/2022	7.7	
2/20/2023	7.5	
8/15/2023	7.6	
2/20/2024		11

Prediction Limit

Constituent: Sulfate as SO4 (mg/L) Analysis Run 8/13/2024 11:13 AM View: Appendix III - Intrawell

Plant Wansley Client: Southern Company Data: Wansley Landfill

	GWC-34	GWC-34
3/24/2016	1.8782	
5/23/2016	1.44	
7/21/2016	1.6	
9/15/2016	1.6	
11/15/2016	1.3	
1/25/2017	1.5	
3/22/2017	1.5	
5/1/2017	1.4	
10/3/2017	1.4	
1/23/2018	1.2	
6/20/2018	1.7	
10/2/2018	1.4	
1/28/2019	1.6	
6/26/2019	1.9	
9/11/2019	1.6	
3/11/2020	3.8	
9/11/2020	1.2	
3/16/2021	1.3	
8/24/2021	1.4	
3/2/2022	1.6	
8/10/2022	0.89 (J)	
2/20/2023	1	
8/16/2023	1.2	
2/22/2024		2.5

Prediction Limit

Constituent: Sulfate as SO4 (mg/L) Analysis Run 8/13/2024 11:13 AM View: Appendix III - Intrawell

Plant Wansley Client: Southern Company Data: Wansley Landfill

	GWC-35	GWC-35
3/24/2016	2.7482	
5/23/2016	2.76	
7/21/2016	2.8	
9/15/2016	2.4	
11/15/2016	2.3	
1/26/2017	2.7	
3/22/2017	2.4	
5/2/2017	2.5	
10/3/2017	2.5	
1/23/2018	2.4	
6/19/2018	2.7	
10/1/2018	2.8	
1/21/2019	2.7	
6/26/2019	2.8	
9/12/2019	2.3	
3/11/2020	4.7	
9/11/2020	2	
3/16/2021	2.2	
8/18/2021	2.7	
3/2/2022	3.2	
8/15/2022	2.4	
2/20/2023	2.2	
8/16/2023	3.5	
2/22/2024		4.7

Prediction Limit

Constituent: Sulfate as SO4 (mg/L) Analysis Run 8/13/2024 11:13 AM View: Appendix III - Intrawell

Plant Wansley Client: Southern Company Data: Wansley Landfill

	GWC-5	GWC-5
3/28/2016	19.9405	
5/23/2016	21	
7/21/2016	17	
9/15/2016	16	
11/15/2016	15	
1/26/2017	13	
3/22/2017	13	
5/2/2017	25	
10/3/2017	21	
1/23/2018	26	
6/25/2018	30	
10/3/2018	29	
1/30/2019	31	
6/26/2019	31	
9/12/2019	34	
3/16/2020	29	
9/9/2020	27	
3/17/2021	26	
8/19/2021	29	
3/2/2022	28	
8/11/2022	26	
2/20/2023	25	
8/14/2023	25	
2/14/2024		25

Prediction Limit

Constituent: Sulfate as SO4 (mg/L) Analysis Run 8/13/2024 11:13 AM View: Appendix III - Intrawell

Plant Wansley Client: Southern Company Data: Wansley Landfill

	GWC-6	GWC-6
3/28/2016	11.0351	
5/24/2016	12.8	
7/21/2016	16	
9/15/2016	15	
11/16/2016	15	
1/26/2017	16	
3/22/2017	13	
5/2/2017	10	
10/3/2017	11	
1/23/2018	10	
6/25/2018	11	
9/25/2018	14	
1/30/2019	9.7	
6/26/2019	9.3	
9/12/2019	14	
3/16/2020	30	
9/11/2020	12	
3/17/2021	12	
8/18/2021	13	
3/2/2022	13	
8/11/2022	14	
2/20/2023	9.8	
8/14/2023	11	
2/14/2024		8.9

Prediction Limit

Constituent: Sulfate as SO4 (mg/L) Analysis Run 8/13/2024 11:13 AM View: Appendix III - Intrawell

Plant Wansley Client: Southern Company Data: Wansley Landfill

	GWC-7	GWC-7
3/29/2016	22.385 (JO)	
5/24/2016	85.8	
7/22/2016	86	
9/15/2016	84	
11/16/2016	89	
1/26/2017	85	
3/22/2017	81	
5/2/2017	76	
10/3/2017	74	
1/23/2018	57	
6/25/2018	62	
10/2/2018	60	
1/21/2019	64	
6/25/2019	59	
9/10/2019	52	
3/12/2020	52	
9/14/2020	45	
3/16/2021	45	
8/19/2021	45	
3/2/2022	41	
8/11/2022	38	
2/21/2023	40	
8/9/2023	36	
2/21/2024		45

Prediction Limit

Constituent: Sulfate as SO4 (mg/L) Analysis Run 8/13/2024 11:13 AM View: Appendix III - Intrawell

Plant Wansley Client: Southern Company Data: Wansley Landfill

	GWC-8	GWC-8
3/29/2016	15.2958	
5/24/2016	18.5	
7/26/2016	19	
9/19/2016	31	
11/16/2016	36	
1/26/2017	49 (o)	
3/23/2017	21	
5/3/2017	17	
10/5/2017	16	
1/24/2018	10	
6/21/2018	11	
9/26/2018	20	
1/22/2019	12	
6/25/2019	14	
9/10/2019	14	
3/12/2020	18	
9/14/2020	15	
3/16/2021	17	
8/20/2021	17	
3/2/2022	14	
8/11/2022	19	
2/15/2023	14	
8/9/2023	19	
2/21/2024		19

Prediction Limit

Constituent: Sulfate as SO4 (mg/L) Analysis Run 8/13/2024 11:13 AM View: Appendix III - Intrawell

Plant Wansley Client: Southern Company Data: Wansley Landfill

	GWC-9	GWC-9
3/29/2016	14.6203	
5/24/2016	14.7	
7/25/2016	20	
9/19/2016	22	
11/16/2016	22	
1/31/2017	44	
3/23/2017	29	
5/2/2017	18	
10/3/2017	17	
1/24/2018	14	
6/21/2018	13	
9/26/2018	17	
1/22/2019	12	
6/25/2019	11	
9/16/2019	16	
3/16/2020	11	
9/11/2020	16	
3/16/2021	9.2	
8/25/2021	14	
3/9/2022	6.6	
8/16/2022	27	
2/15/2023	9.4	
8/9/2023	25	
2/19/2024		16

Prediction Limit

Constituent: Total Dissolved Solids [TDS] (mg/L) Analysis Run 8/13/2024 11:13 AM View: Appendix III - Intrawell

Plant Wansley Client: Southern Company Data: Wansley Landfill

	GWA-1	GWA-1
3/23/2016	<10	
5/20/2016	<10	
7/21/2016	14	
9/15/2016	12	
11/11/2016	4 (J)	
1/19/2017	<10	
3/16/2017	14	
4/28/2017	<10	
10/4/2017	34	
1/19/2018	<10	
6/19/2018	16	
9/25/2018	24	
1/17/2019	20	
6/24/2019	21	
9/9/2019	16	
3/10/2020	12	
9/9/2020	12	
3/15/2021	<10	
8/16/2021	15	
2/28/2022	25	
8/9/2022	21	
2/14/2023	17	
8/9/2023	<10	
2/13/2024		18

ND substitution: RL or RL/2 if <15% NDs.

Prediction Limit

Constituent: Total Dissolved Solids [TDS] (mg/L) Analysis Run 8/13/2024 11:13 AM View: Appendix III - Intrawell

Plant Wansley Client: Southern Company Data: Wansley Landfill

	GWA-2	GWA-2
3/23/2016	41	
5/24/2016	51	
7/26/2016	8	
9/16/2016	40	
11/10/2016	58	
1/19/2017	28	
3/17/2017	<5	
4/28/2017	<5	
10/3/2017	36	
1/19/2018	10	
6/19/2018	<5	
9/25/2018	32	
1/17/2019	46	
6/24/2019	72	
9/10/2019	52	
3/10/2020	43	
9/10/2020	40	
3/15/2021	39	
8/18/2021	50	
3/1/2022	26	
8/9/2022	52	
2/14/2023	43	
8/9/2023	47	
2/14/2024		46

ND substitution: RL or RL/2 if <15% NDs.

Prediction Limit

Constituent: Total Dissolved Solids [TDS] (mg/L) Analysis Run 8/13/2024 11:13 AM View: Appendix III - Intrawell

Plant Wansley Client: Southern Company Data: Wansley Landfill

	GWA-28	GWA-28
3/22/2016	69	
5/23/2016	92	
7/25/2016	38	
9/15/2016	64	
11/9/2016	80	
1/17/2017	54	
3/16/2017	40	
4/27/2017	84	
10/3/2017	70	
1/19/2018	36	
6/19/2018	70	
9/25/2018	36	
1/21/2019	58	
6/25/2019	88	
9/10/2019	86	
3/10/2020	40	
9/9/2020	43	
3/15/2021	54	
8/16/2021	50	
3/1/2022	72	
8/9/2022	85	
2/14/2023	90	
8/9/2023	76	
2/14/2024		82

Prediction Limit

Constituent: Total Dissolved Solids [TDS] (mg/L) Analysis Run 8/13/2024 11:13 AM View: Appendix III - Intrawell

Plant Wansley Client: Southern Company Data: Wansley Landfill

	GWA-29	GWA-29
3/22/2016	92	
5/19/2016	99	
7/21/2016	100	
1/17/2017	66	
4/27/2017	92	
7/18/2017	84 (J)	
8/1/2017	60 (J)	
10/3/2017	46	
1/19/2018	4 (J)	
6/19/2018	66	
9/25/2018	80	
1/18/2019	81	
6/25/2019	97	
9/10/2019	120	
3/10/2020	50	
9/9/2020	58	
3/15/2021	77	
8/18/2021	76	
3/2/2022	85	
8/9/2022	93	
2/13/2023	88	
8/8/2023	97	
2/14/2024		84

Prediction Limit

Constituent: Total Dissolved Solids [TDS] (mg/L) Analysis Run 8/13/2024 11:13 AM View: Appendix III - Intrawell

Plant Wansley Client: Southern Company Data: Wansley Landfill

	GWA-3
3/31/2016	401
5/25/2016	150
7/27/2016	250
10/3/2017	410
6/20/2018	230
1/18/2019	140
6/25/2019	130
9/11/2019	130
3/10/2020	170
9/9/2020	150
3/15/2021	170
8/18/2021	170
3/1/2022	180
8/9/2022	180
2/14/2023	160
8/8/2023	220

Prediction Limit

Constituent: Total Dissolved Solids [TDS] (mg/L) Analysis Run 8/13/2024 11:13 AM View: Appendix III - Intrawell

Plant Wansley Client: Southern Company Data: Wansley Landfill

	GWA-4	GWA-4
3/23/2016	139	
5/19/2016	175	
7/21/2016	170	
9/14/2016	150	
11/10/2016	180	
1/17/2017	130	
3/16/2017	180	
4/27/2017	160	
10/3/2017	140	
1/22/2018	140	
6/19/2018	160	
9/25/2018	130	
1/17/2019	160	
6/24/2019	170	
9/10/2019	190	
3/10/2020	190	
9/9/2020	170	
3/15/2021	120	
8/18/2021	150	
3/1/2022	140	
8/9/2022	190	
2/14/2023	150	
8/9/2023	160	
2/14/2024		170

Prediction Limit

Constituent: Total Dissolved Solids [TDS] (mg/L) Analysis Run 8/13/2024 11:13 AM View: Appendix III - Intrawell

Plant Wansley Client: Southern Company Data: Wansley Landfill

	GWC-10	GWC-10
3/30/2016	177	
5/25/2016	181	
7/27/2016	210	
9/16/2016	190	
11/17/2016	240	
2/1/2017	120	
3/24/2017	180	
5/3/2017	170	
10/4/2017	230	
1/25/2018	190	
6/21/2018	32	
9/27/2018	200	
1/31/2019	150	
6/26/2019	46	
9/17/2019	120	
3/17/2020	140	
9/10/2020	170	
3/18/2021	130	
8/20/2021	140	
3/8/2022	130	
8/16/2022	150	
2/15/2023	130	
8/10/2023	120	
2/20/2024		120

Prediction Limit

Constituent: Total Dissolved Solids [TDS] (mg/L) Analysis Run 8/13/2024 11:13 AM View: Appendix III - Intrawell

Plant Wansley Client: Southern Company Data: Wansley Landfill

	GWC-11	GWC-11
3/29/2016	163	
5/25/2016	197	
7/25/2016	220	
9/19/2016	240	
11/16/2016	200	
1/31/2017	110	
3/23/2017	140	
5/2/2017	180	
10/4/2017	210	
1/24/2018	130	
6/20/2018	140	
9/27/2018	130	
1/24/2019	<10	
6/26/2019	87	
9/16/2019	190	
3/16/2020	46	
9/10/2020	160	
3/17/2021	170	
8/23/2021	190	
3/7/2022	130	
8/15/2022	170	
2/21/2023	40	
8/14/2023	130	
2/14/2024		60

ND substitution: RL or RL/2 if <15% NDs.

Prediction Limit

Constituent: Total Dissolved Solids [TDS] (mg/L) Analysis Run 8/13/2024 11:13 AM View: Appendix III - Intrawell

Plant Wansley Client: Southern Company Data: Wansley Landfill

	GWC-12	GWC-12
3/29/2016	151	
5/25/2016	175	
7/22/2016	130	
9/15/2016	160	
11/16/2016	230	
1/31/2017	170	
3/23/2017	220	
5/3/2017	150	
10/4/2017	190	
1/24/2018	210	
6/26/2018	200	
9/28/2018	180	
1/25/2019	170	
6/26/2019	140	
9/11/2019	220	
3/18/2020	200	
9/10/2020	220	
3/16/2021	250	
8/19/2021	240	
3/7/2022	220	
8/16/2022	250	
2/15/2023	220	
8/14/2023	250	
2/20/2024		220

Prediction Limit

Constituent: Total Dissolved Solids [TDS] (mg/L) Analysis Run 8/13/2024 11:13 AM View: Appendix III - Intrawell

Plant Wansley Client: Southern Company Data: Wansley Landfill

	GWC-13	GWC-13
3/29/2016	48	
5/25/2016	61	
7/26/2016	40	
9/15/2016	54	
11/17/2016	64	
1/31/2017	36	
3/23/2017	76	
5/3/2017	32	
10/5/2017	42	
1/25/2018	48	
6/20/2018	12	
10/2/2018	72	
1/22/2019	42	
6/25/2019	56	
9/12/2019	73	
3/12/2020	56	
9/10/2020	44	
3/17/2021	42	
8/23/2021	56	
3/8/2022	38	
8/15/2022	64	
2/21/2023	58	
8/16/2023	57	
2/19/2024		57

Prediction Limit

Constituent: Total Dissolved Solids [TDS] (mg/L) Analysis Run 8/13/2024 11:13 AM View: Appendix III - Intrawell

Plant Wansley Client: Southern Company Data: Wansley Landfill

	GWC-14	GWC-14
3/30/2016	165	
5/25/2016	233	
7/26/2016	330	
9/15/2016	350	
11/17/2016	440	
2/1/2017	150	
3/23/2017	250	
5/3/2017	190	
10/4/2017	520	
1/25/2018	160	
6/20/2018	310	
10/1/2018	250	
1/22/2019	200	
6/25/2019	280	
9/12/2019	470	
3/17/2020	370	
9/10/2020	390	
3/17/2021	430	
8/23/2021	290	
3/7/2022	320	
8/16/2022	380	
2/17/2023	260	
8/14/2023	280	
2/19/2024		290

Prediction Limit

Constituent: Total Dissolved Solids [TDS] (mg/L) Analysis Run 8/13/2024 11:13 AM View: Appendix III - Intrawell

Plant Wansley Client: Southern Company Data: Wansley Landfill

	GWC-15	GWC-15
3/30/2016	94	
5/25/2016	90	
7/26/2016	64	
9/20/2016	72	
11/17/2016	46	
2/1/2017	70	
3/23/2017	100	
5/3/2017	84	
10/4/2017	60	
1/25/2018	86	
6/20/2018	64	
10/1/2018	94	
1/22/2019	79	
6/25/2019	99	
9/17/2019	75	
3/16/2020	100	
9/10/2020	79	
3/18/2021	86	
8/24/2021	80	
3/7/2022	80	
8/16/2022	84	
2/21/2023	79	
8/14/2023	84	
2/21/2024		89

Prediction Limit

Constituent: Total Dissolved Solids [TDS] (mg/L) Analysis Run 8/13/2024 11:13 AM View: Appendix III - Intrawell

Plant Wansley Client: Southern Company Data: Wansley Landfill

	GWC-16	GWC-16
3/30/2016	75	
5/25/2016	91	
7/27/2016	76	
9/16/2016	78	
11/17/2016	110	
2/1/2017	70	
3/24/2017	100	
5/3/2017	18	
10/5/2017	10	
1/25/2018	56	
6/20/2018	84	
10/1/2018	86	
1/25/2019	51	
6/25/2019	91	
9/11/2019	85	
3/17/2020	93	
9/11/2020	83	
3/17/2021	91	
8/20/2021	83	
3/8/2022	70	
8/16/2022	95	
2/20/2023	90	
8/14/2023	98	
2/21/2024		91

Prediction Limit

Constituent: Total Dissolved Solids [TDS] (mg/L) Analysis Run 8/13/2024 11:13 AM View: Appendix III - Intrawell

Plant Wansley Client: Southern Company Data: Wansley Landfill

	GWC-17	GWC-17
3/30/2016	97	
5/25/2016	97	
7/27/2016	110	
9/19/2016	110	
11/17/2016	74	
2/1/2017	100	
3/24/2017	110	
5/3/2017	28	
10/4/2017	84	
1/25/2018	72	
6/26/2018	72	
10/2/2018	120	
1/24/2019	82	
6/25/2019	110	
9/11/2019	92	
3/17/2020	84	
9/14/2020	91	
3/16/2021	99	
8/20/2021	98	
3/8/2022	87	
8/11/2022	100	
2/20/2023	100	
8/10/2023	100	
2/20/2024		100

Prediction Limit

Constituent: Total Dissolved Solids [TDS] (mg/L) Analysis Run 8/13/2024 11:13 AM View: Appendix III - Intrawell

Plant Wansley Client: Southern Company Data: Wansley Landfill

	GWC-18	GWC-18
3/30/2016	84	
5/26/2016	80	
7/25/2016	54	
9/19/2016	96	
11/17/2016	42	
2/1/2017	66	
3/24/2017	88	
5/3/2017	64	
10/5/2017	50	
1/25/2018	70	
6/21/2018	84	
9/28/2018	74	
1/28/2019	77	
6/27/2019	77	
9/11/2019	64	
3/17/2020	90	
9/14/2020	96	
3/16/2021	93	
8/24/2021	99	
3/8/2022	72	
8/11/2022	92	
2/20/2023	88	
8/9/2023	91	
2/21/2024		93

Prediction Limit

Constituent: Total Dissolved Solids [TDS] (mg/L) Analysis Run 8/13/2024 11:13 AM View: Appendix III - Intrawell

Plant Wansley Client: Southern Company Data: Wansley Landfill

	GWC-19	GWC-19
3/30/2016	69	
5/26/2016	75	
7/25/2016	44	
9/19/2016	74	
11/17/2016	34	
2/2/2017	96	
3/24/2017	82	
5/3/2017	42	
10/5/2017	50	
1/25/2018	60	
6/21/2018	76	
9/27/2018	62	
1/28/2019	69	
6/26/2019	<10	
9/12/2019	87	
3/18/2020	64	
9/15/2020	51	
3/17/2021	67	
8/24/2021	85	
3/8/2022	61	
8/11/2022	74	
2/21/2023	79	
8/9/2023	71	
2/21/2024		81

ND substitution: RL or RL/2 if <15% NDs.

Prediction Limit

Constituent: Total Dissolved Solids [TDS] (mg/L) Analysis Run 8/13/2024 11:13 AM View: Appendix III - Intrawell

Plant Wansley Client: Southern Company Data: Wansley Landfill

	GWC-20	GWC-20
3/30/2016	88	
5/26/2016	65	
7/25/2016	80	
9/20/2016	84	
11/17/2016	84	
2/2/2017	100	
3/28/2017	82	
5/4/2017	88	
10/6/2017	120	
1/26/2018	96	
6/21/2018	78	
9/27/2018	110	
1/28/2019	95	
6/25/2019	100	
9/11/2019	74	
3/18/2020	78	
9/15/2020	82	
3/16/2021	100	
8/24/2021	96	
3/7/2022	72	
8/16/2022	100	
2/22/2023	98	
8/9/2023	94	
2/20/2024		100

Prediction Limit

Constituent: Total Dissolved Solids [TDS] (mg/L) Analysis Run 8/13/2024 11:13 AM View: Appendix III - Intrawell

Plant Wansley Client: Southern Company Data: Wansley Landfill

	GWC-21	GWC-21
3/30/2016	42	
5/26/2016	42	
7/26/2016	48	
9/20/2016	56	
11/17/2016	34	
2/2/2017	36	
3/28/2017	48	
5/4/2017	22	
10/6/2017	70	
1/26/2018	52	
6/20/2018	36	
9/27/2018	56	
1/24/2019	42	
6/25/2019	63	
9/11/2019	16	
3/18/2020	49	
9/15/2020	54	
3/16/2021	65	
8/19/2021	84	
3/7/2022	43	
8/16/2022	68	
2/21/2023	50	
8/9/2023	80	
2/19/2024		53

Prediction Limit

Constituent: Total Dissolved Solids [TDS] (mg/L) Analysis Run 8/13/2024 11:13 AM View: Appendix III - Intrawell

Plant Wansley Client: Southern Company Data: Wansley Landfill

	GWC-22	GWC-22
3/31/2016	102	
5/26/2016	108	
7/26/2016	82	
9/20/2016	100	
11/17/2016	110	
2/3/2017	110	
3/28/2017	98	
5/3/2017	98	
10/5/2017	<5	
1/25/2018	98	
6/20/2018	94	
10/1/2018	100	
1/24/2019	100	
6/25/2019	110	
9/10/2019	120	
3/18/2020	93	
9/10/2020	100	
3/15/2021	89	
8/19/2021	120	
3/8/2022	89	
8/17/2022	110	
2/14/2023	110	
8/14/2023	110	
2/14/2024		110

ND substitution: RL or RL/2 if <15% NDs.

Prediction Limit

Constituent: Total Dissolved Solids [TDS] (mg/L) Analysis Run 8/13/2024 11:13 AM View: Appendix III - Intrawell

Plant Wansley Client: Southern Company Data: Wansley Landfill

	GWC-23	GWC-23
3/29/2016	53	
5/25/2016	33	
7/27/2016	30	
9/20/2016	42	
11/18/2016	4 (J)	
2/3/2017	20	
3/28/2017	38	
5/4/2017	54	
10/5/2017	26	
1/25/2018	32	
6/20/2018	54	
10/1/2018	140 (o)	
1/25/2019	<10	
6/26/2019	44	
9/12/2019	58	
3/18/2020	29	
9/10/2020	40	
3/18/2021	29	
8/23/2021	47	
3/9/2022	40	
8/16/2022	42	
2/21/2023	44	
8/15/2023	45	
2/19/2024		43

ND substitution: RL or RL/2 if <15% NDs.

Prediction Limit

Constituent: Total Dissolved Solids [TDS] (mg/L) Analysis Run 8/13/2024 11:13 AM View: Appendix III - Intrawell

Plant Wansley Client: Southern Company Data: Wansley Landfill

	GWC-24	GWC-24
3/30/2016	39	
5/25/2016	30	
7/27/2016	28	
9/16/2016	22	
11/18/2016	28	
2/3/2017	26	
3/29/2017	28	
5/4/2017	30	
10/5/2017	12	
1/25/2018	20	
6/27/2018	24	
9/28/2018	16	
1/31/2019	30	
6/26/2019	<10	
9/11/2019	<10	
3/12/2020	23	
9/15/2020	21	
3/18/2021	20	
8/19/2021	30	
3/10/2022	15	
8/18/2022	25	
2/16/2023	19	
8/16/2023	28	
2/22/2024		45

ND substitution: RL or RL/2 if <15% NDs.

Prediction Limit

Constituent: Total Dissolved Solids [TDS] (mg/L) Analysis Run 8/13/2024 11:13 AM View: Appendix III - Intrawell

Plant Wansley Client: Southern Company Data: Wansley Landfill

	GWC-25	GWC-25
3/28/2016	90	
5/26/2016	75	
7/27/2016	78	
9/19/2016	100	
11/15/2016	110	
1/24/2017	96	
3/23/2017	96	
5/2/2017	100	
10/5/2017	86	
1/25/2018	100	
6/27/2018	60	
9/26/2018	60	
1/24/2019	54	
6/25/2019	58	
9/11/2019	53	
3/12/2020	76	
9/14/2020	44	
3/17/2021	56	
8/19/2021	81	
3/8/2022	59 (D)	
8/10/2022	77	
2/21/2023	74	
8/15/2023	85	
2/21/2024		82

Prediction Limit

Constituent: Total Dissolved Solids [TDS] (mg/L) Analysis Run 8/13/2024 11:13 AM View: Appendix III - Intrawell

Plant Wansley Client: Southern Company Data: Wansley Landfill

	GWC-26	GWC-26
3/24/2016	48	
5/25/2016	42	
7/26/2016	20	
9/19/2016	48	
11/14/2016	40	
1/19/2017	10	
3/16/2017	<5	
5/1/2017	10	
10/4/2017	60	
1/22/2018	40	
6/27/2018	8	
9/27/2018	86	
1/24/2019	34	
6/25/2019	49	
9/12/2019	61	
3/13/2020	32	
9/15/2020	43	
3/17/2021	35	
8/19/2021	50	
3/9/2022	28	
8/10/2022	39	
2/21/2023	42	
8/16/2023	46	
2/20/2024		42

ND substitution: RL or RL/2 if <15% NDs.

Prediction Limit

Constituent: Total Dissolved Solids [TDS] (mg/L) Analysis Run 8/13/2024 11:13 AM View: Appendix III - Intrawell

Plant Wansley Client: Southern Company Data: Wansley Landfill

	GWC-27	GWC-27
3/23/2016	46	
5/24/2016	34	
7/26/2016	16	
9/19/2016	52	
11/11/2016	56	
1/20/2017	38	
3/16/2017	32	
4/28/2017	46	
10/3/2017	12	
1/19/2018	<10	
6/27/2018	54	
9/27/2018	58	
1/24/2019	<10	
6/26/2019	<10	
9/12/2019	50	
3/12/2020	26	
9/9/2020	52	
3/18/2021	34	
8/23/2021	30	
3/8/2022	25	
8/10/2022	46	
2/20/2023	34	
8/15/2023	51	
2/20/2024		40

ND substitution: RL or RL/2 if <15% NDs.

Prediction Limit

Constituent: Total Dissolved Solids [TDS] (mg/L) Analysis Run 8/13/2024 11:13 AM View: Appendix III - Intrawell

Plant Wansley Client: Southern Company Data: Wansley Landfill

	GWC-30	GWC-30
3/23/2016	51	
5/20/2016	58	
7/21/2016	42	
9/20/2016	52	
11/14/2016	38	
1/24/2017	36	
3/17/2017	48	
5/1/2017	10	
10/4/2017	74	
1/24/2018	10	
6/21/2018	28	
10/3/2018	42	
1/30/2019	53	
6/27/2019	30	
9/10/2019	46	
3/11/2020	44	
9/10/2020	40	
3/18/2021	49	
8/23/2021	54	
3/2/2022	41	
8/10/2022	54	
2/14/2023	53	
8/16/2023	55	
2/21/2024		56

Prediction Limit

Constituent: Total Dissolved Solids [TDS] (mg/L) Analysis Run 8/13/2024 11:13 AM View: Appendix III - Intrawell

Plant Wansley Client: Southern Company Data: Wansley Landfill

	GWC-31	GWC-31
3/30/2016	128	
5/25/2016	118	
1/25/2017	120	
7/19/2017	100	
10/6/2017	120	
1/23/2018	70	
6/27/2018	92	
10/3/2018	86	
1/31/2019	160	
6/26/2019	110	
3/17/2020	86	
9/11/2020	110	
3/16/2021	96	
8/25/2021	110	
3/10/2022	87	
8/16/2022	74	
2/22/2023	90	
8/16/2023	100	
2/21/2024		90

Prediction Limit

Constituent: Total Dissolved Solids [TDS] (mg/L) Analysis Run 8/13/2024 11:13 AM View: Appendix III - Intrawell

Plant Wansley Client: Southern Company Data: Wansley Landfill

	GWC-32	GWC-32
3/23/2016	75	
5/24/2016	83	
7/22/2016	76	
9/16/2016	84	
11/15/2016	94	
1/26/2017	68	
3/24/2017	110	
5/2/2017	76	
10/6/2017	130	
1/23/2018	110	
6/26/2018	66	
10/2/2018	100	
1/30/2019	91	
6/27/2019	47	
9/12/2019	100	
3/18/2020	120	
9/15/2020	92	
3/17/2021	79	
8/24/2021	94	
3/9/2022	74	
8/10/2022	90	
2/15/2023	79	
8/15/2023	84	
2/20/2024		83

Prediction Limit

Constituent: Total Dissolved Solids [TDS] (mg/L) Analysis Run 8/13/2024 11:13 AM View: Appendix III - Intrawell

Plant Wansley Client: Southern Company Data: Wansley Landfill

	GWC-33	GWC-33
3/23/2016	80	
11/17/2016	140	
1/25/2017	160	
3/23/2017	120	
5/1/2017	72	
7/19/2017	120	
8/4/2017	90	
8/24/2017	82	
10/5/2017	74	
1/23/2018	100	
6/26/2018	100	
10/2/2018	120	
1/30/2019	100	
6/26/2019	100	
9/12/2019	110	
3/12/2020	120	
9/16/2020	94	
3/18/2021	93	
8/24/2021	100	
3/9/2022	97	
8/15/2022	92	
2/20/2023	87	
8/15/2023	100	
2/20/2024		97

Prediction Limit

Constituent: Total Dissolved Solids [TDS] (mg/L) Analysis Run 8/13/2024 11:13 AM View: Appendix III - Intrawell

Plant Wansley Client: Southern Company Data: Wansley Landfill

	GWC-34	GWC-34
3/24/2016	55	
5/23/2016	61	
7/21/2016	32	
9/15/2016	62	
11/15/2016	56	
1/25/2017	<5	
3/22/2017	58	
5/1/2017	22	
10/3/2017	16	
1/23/2018	64	
6/20/2018	<5	
10/2/2018	98	
1/28/2019	33	
6/26/2019	61	
9/11/2019	20	
3/11/2020	36	
9/11/2020	36	
3/16/2021	46	
8/24/2021	44	
3/2/2022	42	
8/10/2022	53	
2/20/2023	48	
8/16/2023	52	
2/22/2024		56

ND substitution: RL or RL/2 if <15% NDs.

Prediction Limit

Constituent: Total Dissolved Solids [TDS] (mg/L) Analysis Run 8/13/2024 11:13 AM View: Appendix III - Intrawell

Plant Wansley Client: Southern Company Data: Wansley Landfill

	GWC-35	GWC-35
3/24/2016	33	
5/23/2016	48	
7/21/2016	36	
9/15/2016	38	
11/15/2016	44	
1/26/2017	<5	
3/22/2017	34	
5/2/2017	4 (J)	
10/3/2017	26	
1/23/2018	56	
6/19/2018	28	
10/1/2018	40	
1/21/2019	17	
6/26/2019	46	
9/12/2019	51	
3/11/2020	42	
9/11/2020	32	
3/16/2021	42	
8/18/2021	50	
3/2/2022	28	
8/15/2022	52	
2/20/2023	53	
8/16/2023	64	
2/22/2024		81

ND substitution: RL or RL/2 if <15% NDs.

Prediction Limit

Constituent: Total Dissolved Solids [TDS] (mg/L) Analysis Run 8/13/2024 11:13 AM View: Appendix III - Intrawell

Plant Wansley Client: Southern Company Data: Wansley Landfill

	GWC-5	GWC-5
3/28/2016	172	
5/23/2016	189	
7/21/2016	170	
9/15/2016	180	
11/15/2016	180	
1/26/2017	120	
3/22/2017	110	
5/2/2017	140	
10/3/2017	170	
1/23/2018	210	
6/25/2018	200	
10/3/2018	230	
1/30/2019	220	
6/26/2019	120	
9/12/2019	230	
3/16/2020	210	
9/9/2020	210	
3/17/2021	180	
8/19/2021	220	
3/2/2022	180	
8/11/2022	190	
2/20/2023	200	
8/14/2023	210	
2/14/2024		210

Prediction Limit

Constituent: Total Dissolved Solids [TDS] (mg/L) Analysis Run 8/13/2024 11:13 AM View: Appendix III - Intrawell

Plant Wansley Client: Southern Company Data: Wansley Landfill

	GWC-6	GWC-6
3/28/2016	92	
5/24/2016	115	
7/21/2016	120	
9/15/2016	130	
11/16/2016	150	
1/26/2017	74	
3/22/2017	120	
5/2/2017	82	
10/3/2017	100	
1/23/2018	120	
6/25/2018	110	
9/25/2018	120	
1/30/2019	120	
6/26/2019	41	
9/12/2019	170	
3/16/2020	110	
9/11/2020	160	
3/17/2021	110	
8/18/2021	140	
3/2/2022	130	
8/11/2022	120	
2/20/2023	130	
8/14/2023	130	
2/14/2024		130

Prediction Limit

Constituent: Total Dissolved Solids [TDS] (mg/L) Analysis Run 8/13/2024 11:13 AM View: Appendix III - Intrawell

Plant Wansley Client: Southern Company Data: Wansley Landfill

	GWC-7	GWC-7
3/29/2016	517	
5/24/2016	494	
7/22/2016	430	
9/15/2016	460	
11/16/2016	500	
1/26/2017	440	
3/22/2017	440	
5/2/2017	420	
10/3/2017	450	
1/23/2018	390	
6/25/2018	400	
10/2/2018	440	
1/21/2019	340	
6/25/2019	400	
9/10/2019	380	
3/12/2020	360	
9/14/2020	380	
3/16/2021	390	
8/19/2021	380	
3/2/2022	370	
8/11/2022	370	
2/21/2023	370	
8/9/2023	330	
2/21/2024		350

Prediction Limit

Constituent: Total Dissolved Solids [TDS] (mg/L) Analysis Run 8/13/2024 11:13 AM View: Appendix III - Intrawell

Plant Wansley Client: Southern Company Data: Wansley Landfill

	GWC-8	GWC-8
3/29/2016	172	
5/24/2016	196	
7/26/2016	160	
9/19/2016	220	
11/16/2016	240	
1/26/2017	130	
3/23/2017	190	
5/3/2017	160	
10/5/2017	200	
1/24/2018	94	
6/21/2018	210	
9/26/2018	180	
1/22/2019	86	
6/25/2019	200	
9/10/2019	220	
3/12/2020	140	
9/14/2020	190	
3/16/2021	170	
8/20/2021	170	
3/2/2022	150	
8/11/2022	190	
2/15/2023	130	
8/9/2023	180	
2/21/2024		130

Prediction Limit

Constituent: Total Dissolved Solids [TDS] (mg/L) Analysis Run 8/13/2024 11:13 AM View: Appendix III - Intrawell

Plant Wansley Client: Southern Company Data: Wansley Landfill

	GWC-9	GWC-9
3/29/2016	93	
5/24/2016	162	
7/25/2016	200	
9/19/2016	340 (o)	
11/16/2016	280 (o)	
1/31/2017	160	
3/23/2017	230	
5/2/2017	150	
10/3/2017	190	
1/24/2018	160	
6/21/2018	150	
9/26/2018	130	
1/22/2019	68	
6/25/2019	160	
9/16/2019	190	
3/16/2020	100	
9/11/2020	160	
3/16/2021	100	
8/25/2021	130	
3/9/2022	82	
8/16/2022	140	
2/15/2023	64	
8/9/2023	120	
2/19/2024		69

FIGURE K.

Appendix III Interwell Prediction Limits - Two-Step - Significant Results

Plant Wansley Data: Wansley Landfill Printed 4/12/2024, 12:05 PM

Constituent	Well	Upper Lim.	Lower Lim.	Date	Observ.	Sig.	Bg N	Bg Mean	Std. Dev.	%NDs	ND Adj.	Transform	Alpha	Method
pH, Field (S.U.)	**GWC-31**	**6.624**	**5.063**	**2/21/2024**	**6.72**	**Yes**	**136**	**5.844**	**0.3568**	**0**	**None**	**No**	**0.0001297**	**Param Inter 1 of 2**

Appendix III Interwell Prediction Limits - Two-Step - All Results

Plant Wansley Data: Wansley Landfill Printed 4/12/2024, 12:05 PM

Constituent	Well	Upper Lim.	Lower Lim.	Date	Observ.	Sig.	Bg N	Bg Mean	Std. Dev.	%NDs	ND Adj.	Transform	Alpha	Method
pH, Field (S.U.)	**GWC-31**	**6.624**	**5.063**	**2/21/2024**	**6.72**	**Yes**	**136**	**5.844**	**0.3568**	**0**	**None**	**No**	**0.0001297**	**Param Inter 1 of 2**
pH, Field (S.U.)	GWC-34	6.624	5.063	2/22/2024	6.43	No	136	5.844	0.3568	0	None	No	0.0001297	Param Inter 1 of 2
Sulfate as SO4 (mg/L)	GWC-15	150	n/a	2/21/2024	4.1	No	134	n/a	n/a	17.91	n/a	n/a	0.0001089	NP Inter (normality) 1 of 2
Sulfate as SO4 (mg/L)	GWC-17	150	n/a	2/20/2024	4.7	No	134	n/a	n/a	17.91	n/a	n/a	0.0001089	NP Inter (normality) 1 of 2
Sulfate as SO4 (mg/L)	GWC-20	150	n/a	2/20/2024	2.6	No	134	n/a	n/a	17.91	n/a	n/a	0.0001089	NP Inter (normality) 1 of 2
Sulfate as SO4 (mg/L)	GWC-23	150	n/a	2/19/2024	1.5	No	134	n/a	n/a	17.91	n/a	n/a	0.0001089	NP Inter (normality) 1 of 2
Total Dissolved Solids [TDS] (mg/L)	GWC-24	410	n/a	2/22/2024	45	No	135	n/a	n/a	7.407	n/a	n/a	0.0001072	NP Inter (normality) 1 of 2
Total Dissolved Solids [TDS] (mg/L)	GWC-35	410	n/a	2/22/2024	81	No	135	n/a	n/a	7.407	n/a	n/a	0.0001072	NP Inter (normality) 1 of 2

Sanitas™ v.10.0.16 . UG

Exceeds Limits: GWC-31

Prediction Limit

Interwell Parametric

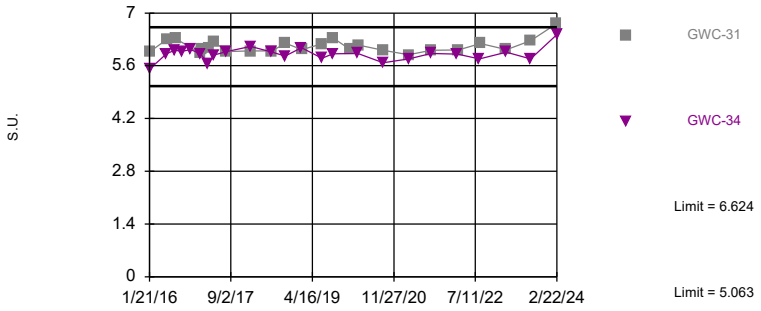

Background Data Summary: Mean=5.844, Std. Dev.=0.3568, n=136. Normality test: Chi Squared @alpha = 0.01, calculated = 11.21, critical = 14.07. Kappa = 2.187 (c=7, w=29, 1 of 2, event alpha = 0.05132). Report alpha = 0.007498. Individual comparison alpha = 0.0001297. Comparing 2 points to limit. Assumes 27 future values.

Constituent: pH, Field Analysis Run 4/12/2024 12:04 PM View: Appendix III - Two-Step

Plant Wansley Data: Wansley Landfill

Sanitas™ v.10.0.16 . UG

Hollow symbols indicate censored values.

Within Limit

Prediction Limit

Interwell Non-parametric

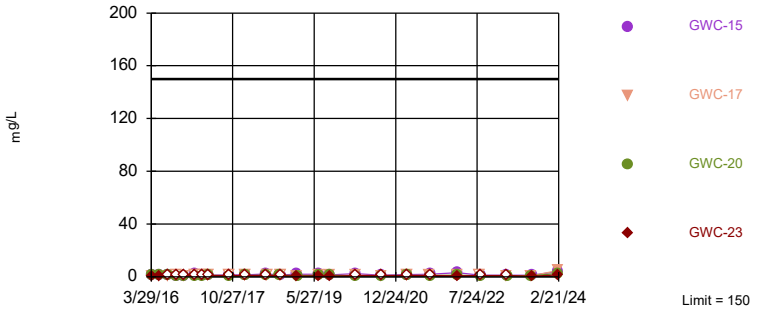

Non-parametric test used in lieu of parametric prediction limit because the Chi Squared normality test showed the data to be non-normal at the 0.01 alpha level. Limit is highest of 134 background values. 17.91% NDs. Annual per-constituent alpha = 0.006296. Individual comparison alpha = 0.0001089 (1 of 2). Comparing 4 points to limit. Assumes 25 future values.

Constituent: Sulfate as SO4 Analysis Run 4/12/2024 12:04 PM View: Appendix III - Two-Step

Plant Wansley Data: Wansley Landfill

Sanitas™ v.10.0.16 . UG

Hollow symbols indicate censored values.

Within Limit

Prediction Limit

Interwell Non-parametric

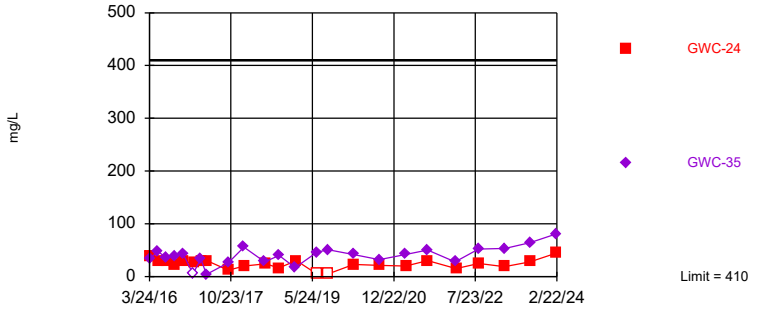

Non-parametric test used in lieu of parametric prediction limit because the Chi Squared normality test showed the data to be non-normal at the 0.01 alpha level. Limit is highest of 135 background values. 7.407% NDs. Annual per-constituent alpha = 0.006196. Individual comparison alpha = 0.0001072 (1 of 2). Comparing 2 points to limit. Assumes 27 future values.

Constituent: Total Dissolved Solids [TDS] Analysis Run 4/12/2024 12:04 PM View: Appendix III - Two-Ste

Plant Wansley Data: Wansley Landfill

Prediction Limit

Constituent: pH, Field (S.U.) Analysis Run 4/12/2024 12:05 PM View: Appendix III - Two-Step

Plant Wansley Data: Wansley Landfill

	GWA-29 (bg)	GWA-2 (bg)	GWC-34	GWA-1 (bg)	GWA-28 (bg)	GWC-31	GWA-4 (bg)	GWA-3 (bg)
1/19/2016	5.92							
1/20/2016		5.47						
1/21/2016			5.51	5.03				
1/22/2016					6.27			
1/25/2016						5.98		
3/22/2016	5.92				6.72			
3/23/2016		5.85		5.56				
3/24/2016			6.66 (o)					
5/19/2016	5.95						6.45	
5/20/2016				5.62				
5/23/2016			5.92		6.29			
5/24/2016		5.86						
5/25/2016						6.3		6.48
7/21/2016	6.049508		6.008569	5.500376			6.449699	
7/25/2016					6.178217			
7/26/2016		5.808275						
7/27/2016						6.327805		6.43219
9/14/2016							6.396439	
9/15/2016	6.444541	7.195292 (O)	5.982305	5.31				
9/16/2016					6.545359			
11/9/2016					6			
11/10/2016		5.63					6.19	
11/11/2016				5.4				
11/15/2016			6.03					
1/17/2017					6.09		6.18	
1/19/2017		5.63		5.73				
1/24/2017						5.93		
1/25/2017			5.92					
2/6/2017						6.04		
3/15/2017	5.86							
3/16/2017				5.25	5.98		6.1	
3/17/2017		5.68						
3/22/2017			5.66					
3/28/2017						6.06		
4/27/2017	5.85				5.96			
4/28/2017		5.77		5.35			6.51	
5/1/2017			5.88			6.24		
8/1/2017	5.86 (D)				6.01 (D)			6.35 (D)
8/2/2017		5.67 (D)					6.23 (D)	
8/3/2017			5.98 (D)	5.32 (D)		5.98 (D)		
1/19/2018	5.83 (D)	5.68 (D)		5.39 (D)	6.15 (D)			
1/22/2018						5.99 (D)	6.3 (D)	
1/23/2018			6.11 (D)					
6/19/2018	5.77	5.84		5.27	5.96		6.2	
6/20/2018			5.97					6.28
6/27/2018						5.99		
9/25/2018	5.92	5.52		5.27	5.94		6.21	
10/2/2018			5.86					
10/3/2018						6.2		
1/17/2019		5.81		5.43			6.29	6.06
1/18/2019	5.86							
1/21/2019					5.92			

Prediction Limit

Constituent: pH, Field (S.U.) Analysis Run 4/12/2024 12:05 PM View: Appendix III - Two-Step

Plant Wansley Data: Wansley Landfill

	GWA-29 (bg)	GWA-2 (bg)	GWC-34	GWA-1 (bg)	GWA-28 (bg)	GWC-31	GWA-4 (bg)	GWA-3 (bg)
1/28/2019			6.08					
1/31/2019						6.03		
6/24/2019		5.75		5.3			6.12	5.68
6/25/2019	5.96				6.03			5.58
6/26/2019			5.8			6.18		
9/9/2019				5.37				
9/10/2019	5.94	5.63			5.79		6.18	
9/11/2019			5.92			6.34		5.49
1/14/2020						6.04		
3/10/2020	5.75	5.72		5.42	6.05		6.24	5.53
3/11/2020			5.93					
3/17/2020						6.15		
9/9/2020	5.63			5.62	5.9		6.19	5.39
9/10/2020		5.41						
9/11/2020			5.68			6.01		
3/15/2021	5.51	5.44		5.55	6.09		6	5.28
3/16/2021			5.78			5.89		
8/16/2021				5.48	6.21			
8/18/2021	5.79	5.58					6.22	5.32
8/24/2021			5.93					
8/25/2021						6.01		
2/28/2022				5.29				
3/1/2022		5.65			5.96		6.29	5.7
3/2/2022	5.87		5.91					
3/10/2022						6.02		
8/9/2022	5.9	5.64		5.33	6.08		6.3	5.45
8/10/2022			5.78					
8/16/2022						6.19		
2/13/2023	5.64							
2/14/2023		5.64		5.56	6.12		6.2	5.53
2/20/2023			5.96					
2/22/2023						6.03		
8/8/2023	5.94							5.56
8/9/2023		5.56		5.26	6.16		6.41	
8/16/2023			5.78			6.27		
2/13/2024				5.35				
2/14/2024	5.86	5.67			6.29		6.38	
2/21/2024						6.72		
2/22/2024			6.43					

Prediction Limit

Constituent: Sulfate as SO4 (mg/L) Analysis Run 4/12/2024 12:05 PM View: Appendix III - Two-Step

Plant Wansley Data: Wansley Landfill

	GWA-28 (bg)	GWA-29 (bg)	GWA-2 (bg)	GWA-4 (bg)	GWA-1 (bg)	GWC-23	GWC-20	GWC-17	GWC-15
3/22/2016	1.1423	8.4662							
3/23/2016			1.001	9.0208	<1				
3/29/2016						0.5302 (J)			
3/30/2016							1.0356	0.8313 (J)	1.7296
3/31/2016									
5/19/2016		10		10					
5/20/2016					<1				
5/23/2016	1.44								
5/24/2016			0.576 (J)						
5/25/2016						0.3659 (J)		0.195 (J)	1.52
5/26/2016							0.979 (J)		
7/21/2016		13		10	<1				
7/25/2016	1.1						0.94 (J)		
7/26/2016			0.91 (J)						1.2
7/27/2016						<1		0.7 (J)	
9/14/2016				9.7					
9/15/2016	0.99 (J)				<1				
9/16/2016			0.87 (J)						
9/19/2016								<1	
9/20/2016						<1	0.83 (J)		0.85 (J)
11/9/2016	1.1								
11/10/2016			0.79 (J)	8.1					
11/11/2016					<1				
11/17/2016							0.71 (J)	0.75 (J)	0.83 (J)
11/18/2016						<1			
1/17/2017	0.85 (J)	7.6		15					
1/19/2017			0.87 (J)		<1				
2/1/2017								<1	1.9
2/2/2017							0.82 (J)		
2/3/2017						<1			
3/16/2017	1.2			9.1	<1				
3/17/2017			1.8						
3/23/2017									1.6
3/24/2017								<1	
3/28/2017						<1	0.75 (J)		
4/27/2017	<1	8		9.6					
4/28/2017			1.7		<1				
5/3/2017								<1	1.3
5/4/2017						<1	1.1		
7/18/2017		6							
8/1/2017		7.7							
10/3/2017	1.4	7	1.9	9.8					
10/4/2017					<1			<1	1.4
10/5/2017						<1			
10/6/2017							0.79 (J)		
1/19/2018	1.1	5.7	1.8		<1				
1/22/2018				10					
1/25/2018						<1		<1	1.4
1/26/2018							<1		
6/19/2018	0.94 (J)	7	1	10	<1				
6/20/2018						<1			2.1
6/21/2018							1.3		

ND substitution: RL or RL/2 if <15% NDs.

Prediction Limit

Constituent: Sulfate as SO4 (mg/L) Analysis Run 4/12/2024 12:05 PM View: Appendix III - Two-Step

Plant Wansley Data: Wansley Landfill

	GWA-28 (bg)	GWA-29 (bg)	GWA-2 (bg)	GWA-4 (bg)	GWA-1 (bg)	GWC-23	GWC-20	GWC-17	GWC-15
6/26/2018								<1	
9/25/2018	1.3	9.1	0.78 (J)	9.7	<1				
9/27/2018							1.2		
10/1/2018						<1			1.4
10/2/2018								<1	
1/17/2019			2.5	9.4	0.5 (J)				
1/18/2019		6.4							
1/21/2019	1.6								
1/22/2019									2
1/24/2019								0.88 (J)	
1/25/2019						0.38 (J)			
1/28/2019							0.9 (J)		
6/24/2019			0.91 (J)	10	<1				
6/25/2019	2.2	26					0.99 (J)	1.1	2
6/26/2019						0.64 (J)			
9/9/2019					<1				
9/10/2019	1.3	9.2	0.9 (J)	11					
9/11/2019							1.1	0.99 (J)	
9/12/2019						0.54 (J)			
9/17/2019									1.4
3/10/2020	3	6	2.5	12	1.7				
3/16/2020									2.3
3/17/2020								1.2	
3/18/2020						<1	0.72 (J)		
9/9/2020	1.4	6.5		9.4	<1				
9/10/2020			1			<1			1.2
9/14/2020								0.92 (J)	
9/15/2020							0.83 (J)		
3/15/2021	0.95 (J)	6.8	1.5	7.7	<1				
3/16/2021							<1	<1	
3/18/2021						<1			1.7
8/16/2021	1.1				<1				
8/18/2021		6.7	0.9 (J)	9.7					
8/20/2021								1.1	
8/23/2021						<1			
8/24/2021							0.88 (J)		2
2/28/2022					<1				
3/1/2022	1		2	9.6					
3/2/2022		6							
3/7/2022							1.3		3.1
3/8/2022								1	
3/9/2022						0.76 (J)			
8/9/2022	0.7 (J)	7.8	0.54 (J)	10	<1				
8/11/2022								<1	
8/16/2022						<1	0.58 (J)		1.1
2/13/2023		4.3							
2/14/2023	1.2		2.5	9.3	<1				
2/20/2023								0.5 (J)	
2/21/2023						<1			1.1
2/22/2023							0.65 (J)		
8/8/2023		8.7							
8/9/2023	1.2		1.2	10	<1		0.78 (J)		

ND substitution: RL or RL/2 if <15% NDs.

Prediction Limit

Constituent: Sulfate as SO4 (mg/L) Analysis Run 4/12/2024 12:05 PM View: Appendix III - Two-Step

Plant Wansley Data: Wansley Landfill

	GWA-28 (bg)	GWA-29 (bg)	GWA-2 (bg)	GWA-4 (bg)	GWA-1 (bg)	GWC-23	GWC-20	GWC-17	GWC-15
8/10/2023								0.61 (J)	
8/14/2023									1.3
8/15/2023						0.44 (J)			
2/13/2024					<1				
2/14/2024	0.61 (J)	3.3	6.7	8.2					
2/19/2024						1.5			
2/20/2024							2.6	4.7	
2/21/2024									4.1

ND substitution: RL or RL/2 if <15% NDs.

Prediction Limit

Constituent: Sulfate as SO4 (mg/L) Analysis Run 4/12/2024 12:05 PM View: Appendix III - Two-Step

Plant Wansley Data: Wansley Landfill

	GWA-3 (bg)
3/22/2016	
3/23/2016	
3/29/2016	
3/30/2016	
3/31/2016	202.982 (o)
5/19/2016	
5/20/2016	
5/23/2016	
5/24/2016	
5/25/2016	95.7
5/26/2016	
7/21/2016	
7/25/2016	
7/26/2016	
7/27/2016	110
9/14/2016	
9/15/2016	
9/16/2016	
9/19/2016	
9/20/2016	
11/9/2016	
11/10/2016	
11/11/2016	
11/17/2016	
11/18/2016	
1/17/2017	
1/19/2017	
2/1/2017	
2/2/2017	
2/3/2017	
3/16/2017	
3/17/2017	
3/23/2017	
3/24/2017	
3/28/2017	
4/27/2017	
4/28/2017	
5/3/2017	
5/4/2017	
7/18/2017	
8/1/2017	
10/3/2017	150
10/4/2017	
10/5/2017	
10/6/2017	
1/19/2018	
1/22/2018	
1/25/2018	
1/26/2018	
6/19/2018	
6/20/2018	100
6/21/2018	

Prediction Limit

Constituent: Sulfate as SO4 (mg/L) Analysis Run 4/12/2024 12:05 PM View: Appendix III - Two-Step

Plant Wansley Data: Wansley Landfill

	GWA-3 (bg)
6/26/2018	
9/25/2018	
9/27/2018	
10/1/2018	
10/2/2018	
1/17/2019	
1/18/2019	34
1/21/2019	
1/22/2019	
1/24/2019	
1/25/2019	
1/28/2019	
6/24/2019	
6/25/2019	<1
6/26/2019	
9/9/2019	
9/10/2019	
9/11/2019	43
9/12/2019	
9/17/2019	
3/10/2020	16
3/16/2020	
3/17/2020	
3/18/2020	
9/9/2020	29
9/10/2020	
9/14/2020	
9/15/2020	
3/15/2021	36
3/16/2021	
3/18/2021	
8/16/2021	
8/18/2021	51
8/20/2021	
8/23/2021	
8/24/2021	
2/28/2022	
3/1/2022	64
3/2/2022	
3/7/2022	
3/8/2022	
3/9/2022	
8/9/2022	48
8/11/2022	
8/16/2022	
2/13/2023	
2/14/2023	70
2/20/2023	
2/21/2023	
2/22/2023	
8/8/2023	36
8/9/2023	

ND substitution: RL or RL/2 if <15% NDs.

Prediction Limit

Constituent: Sulfate as SO4 (mg/L) Analysis Run 4/12/2024 12:05 PM View: Appendix III - Two-Step

Plant Wansley Data: Wansley Landfill

	GWA-3 (bg)
8/10/2023	
8/14/2023	
8/15/2023	
2/13/2024	
2/14/2024	
2/19/2024	
2/20/2024	
2/21/2024	

Prediction Limit

Constituent: Total Dissolved Solids [TDS] (mg/L) Analysis Run 4/12/2024 12:06 PM View: Appendix III - Two-Step

Plant Wansley Data: Wansley Landfill

	GWA-28 (bg)	GWA-29 (bg)	GWA-2 (bg)	GWA-4 (bg)	GWA-1 (bg)	GWC-35	GWC-24	GWA-3 (bg)
3/22/2016	69	92						
3/23/2016			41	139	<10			
3/24/2016						33		
3/30/2016							39	
3/31/2016								401
5/19/2016		99		175				
5/20/2016					<10			
5/23/2016	92					48		
5/24/2016			51					
5/25/2016							30	150
7/21/2016		100		170	14	36		
7/25/2016	38							
7/26/2016			8					
7/27/2016							28	250
9/14/2016				150				
9/15/2016	64				12	38		
9/16/2016			40				22	
11/9/2016	80							
11/10/2016			58	180				
11/11/2016					4 (J)			
11/15/2016						44		
11/18/2016							28	
1/17/2017	54	66		130				
1/19/2017			28		<10			
1/26/2017						<10		
2/3/2017							26	
3/16/2017	40			180	14			
3/17/2017			<10					
3/22/2017						34		
3/29/2017							28	
4/27/2017	84	92		160				
4/28/2017			<10		<10			
5/2/2017						4 (J)		
5/4/2017							30	
7/18/2017		84 (J)						
8/1/2017		60 (J)						
10/3/2017	70	46	36	140		26		410
10/4/2017					34			
10/5/2017							12	
1/19/2018	36	4 (J)	10		<10			
1/22/2018				140				
1/23/2018						56		
1/25/2018							20	
6/19/2018	70	66	<10	160	16	28		
6/20/2018								230
6/27/2018							24	
9/25/2018	36	80	32	130	24			
9/28/2018							16	
10/1/2018						40		
1/17/2019			46	160	20			
1/18/2019		81						140
1/21/2019	58					17		

ND substitution: RL or RL/2 if <15% NDs.

Prediction Limit

Constituent: Total Dissolved Solids [TDS] (mg/L) Analysis Run 4/12/2024 12:06 PM View: Appendix III - Two-Step

Plant Wansley Data: Wansley Landfill

	GWA-28 (bg)	GWA-29 (bg)	GWA-2 (bg)	GWA-4 (bg)	GWA-1 (bg)	GWC-35	GWC-24	GWA-3 (bg)
1/31/2019							30	
6/24/2019			72	170	21			
6/25/2019	88	97						130
6/26/2019						46	<10	
9/9/2019					16			
9/10/2019	86	120	52	190				
9/11/2019							<10	130
9/12/2019						51		
3/10/2020	40	50	43	190	12			170
3/11/2020						42		
3/12/2020							23	
9/9/2020	43	58		170	12			150
9/10/2020			40					
9/11/2020						32		
9/15/2020							21	
3/15/2021	54	77	39	120	<10			170
3/16/2021						42		
3/18/2021							20	
8/16/2021	50				15			
8/18/2021		76	50	150		50		170
8/19/2021							30	
2/28/2022					25			
3/1/2022	72		26	140				180
3/2/2022		85				28		
3/10/2022							15	
8/9/2022	85	93	52	190	21			180
8/15/2022						52		
8/18/2022							25	
2/13/2023		88						
2/14/2023	90		43	150	17			160
2/16/2023							19	
2/20/2023						53		
8/8/2023		97						220
8/9/2023	76		47	160	<10			
8/16/2023						64	28	
2/13/2024					18			
2/14/2024	82	84	46	170				
2/22/2024						81	45	

ND substitution: RL or RL/2 if <15% NDs.

FIGURE L.

Appendix III Interwell Prediction Limits - Significant Results

Plant Wansley Data: Wansley Landfill Printed 4/12/2024, 12:10 PM

Constituent	Well	Upper Lim.	Date	Observ.	Sig.	Bg N	Bg Mean	Std. Dev.	%NDs	ND Adj.	Transform	Alpha	Method
Boron (mg/L)	**GWC-14**	**0.08**	**2/19/2024**	**0.71**	**Yes**	**136**	**n/a**	**n/a**	**97.06**	**n/a**	**n/a**	**0.0001054**	**NP Inter (NDs) 1 of 2**
Chloride (mg/L)	**GWC-14**	**59**	**2/19/2024**	**110**	**Yes**	**135**	**n/a**	**n/a**	**0.7407**	**n/a**	**n/a**	**0.0001072**	**NP Inter (normality) 1 of 2**

Appendix III Interwell Prediction Limits - All Results

Plant Wansley Data: Wansley Landfill Printed 4/12/2024, 12:10 PM

Constituent	Well	Upper Lim.	Date	Observ.	Sig.	Bg N	Bg Mean	Std. Dev.	%NDs	ND Adj.	Transform	Alpha	Method
Boron (mg/L)	GWC-10	0.08	2/20/2024	0.08ND	No	136	n/a	n/a	97.06	n/a	n/a	0.0001054	NP Inter (NDs) 1 of 2
Boron (mg/L)	GWC-11	0.08	2/14/2024	0.08ND	No	136	n/a	n/a	97.06	n/a	n/a	0.0001054	NP Inter (NDs) 1 of 2
Boron (mg/L)	GWC-12	0.08	2/20/2024	0.08	No	136	n/a	n/a	97.06	n/a	n/a	0.0001054	NP Inter (NDs) 1 of 2
Boron (mg/L)	GWC-13	0.08	2/19/2024	0.08ND	No	136	n/a	n/a	97.06	n/a	n/a	0.0001054	NP Inter (NDs) 1 of 2
Boron (mg/L)	**GWC-14**	**0.08**	**2/19/2024**	**0.71**	**Yes**	**136**	**n/a**	**n/a**	**97.06**	**n/a**	**n/a**	**0.0001054**	**NP Inter (NDs) 1 of 2**
Boron (mg/L)	GWC-15	0.08	2/21/2024	0.072J	No	136	n/a	n/a	97.06	n/a	n/a	0.0001054	NP Inter (NDs) 1 of 2
Boron (mg/L)	GWC-16	0.08	2/21/2024	0.08ND	No	136	n/a	n/a	97.06	n/a	n/a	0.0001054	NP Inter (NDs) 1 of 2
Boron (mg/L)	GWC-17	0.08	2/20/2024	0.08ND	No	136	n/a	n/a	97.06	n/a	n/a	0.0001054	NP Inter (NDs) 1 of 2
Boron (mg/L)	GWC-18	0.08	2/21/2024	0.08ND	No	136	n/a	n/a	97.06	n/a	n/a	0.0001054	NP Inter (NDs) 1 of 2
Boron (mg/L)	GWC-19	0.08	2/21/2024	0.08ND	No	136	n/a	n/a	97.06	n/a	n/a	0.0001054	NP Inter (NDs) 1 of 2
Boron (mg/L)	GWC-20	0.08	2/20/2024	0.08ND	No	136	n/a	n/a	97.06	n/a	n/a	0.0001054	NP Inter (NDs) 1 of 2
Boron (mg/L)	GWC-21	0.08	2/19/2024	0.08ND	No	136	n/a	n/a	97.06	n/a	n/a	0.0001054	NP Inter (NDs) 1 of 2
Boron (mg/L)	GWC-22	0.08	2/14/2024	0.08ND	No	136	n/a	n/a	97.06	n/a	n/a	0.0001054	NP Inter (NDs) 1 of 2
Boron (mg/L)	GWC-23	0.08	2/19/2024	0.08ND	No	136	n/a	n/a	97.06	n/a	n/a	0.0001054	NP Inter (NDs) 1 of 2
Boron (mg/L)	GWC-24	0.08	2/22/2024	0.08ND	No	136	n/a	n/a	97.06	n/a	n/a	0.0001054	NP Inter (NDs) 1 of 2
Boron (mg/L)	GWC-25	0.08	2/21/2024	0.08ND	No	136	n/a	n/a	97.06	n/a	n/a	0.0001054	NP Inter (NDs) 1 of 2
Boron (mg/L)	GWC-26	0.08	2/20/2024	0.08ND	No	136	n/a	n/a	97.06	n/a	n/a	0.0001054	NP Inter (NDs) 1 of 2
Boron (mg/L)	GWC-27	0.08	2/20/2024	0.08ND	No	136	n/a	n/a	97.06	n/a	n/a	0.0001054	NP Inter (NDs) 1 of 2
Boron (mg/L)	GWC-30	0.08	2/21/2024	0.046J	No	136	n/a	n/a	97.06	n/a	n/a	0.0001054	NP Inter (NDs) 1 of 2
Boron (mg/L)	GWC-31	0.08	2/21/2024	0.034J	No	136	n/a	n/a	97.06	n/a	n/a	0.0001054	NP Inter (NDs) 1 of 2
Boron (mg/L)	GWC-32	0.08	2/20/2024	0.08ND	No	136	n/a	n/a	97.06	n/a	n/a	0.0001054	NP Inter (NDs) 1 of 2
Boron (mg/L)	GWC-33	0.08	2/20/2024	0.08ND	No	136	n/a	n/a	97.06	n/a	n/a	0.0001054	NP Inter (NDs) 1 of 2
Boron (mg/L)	GWC-34	0.08	2/22/2024	0.08ND	No	136	n/a	n/a	97.06	n/a	n/a	0.0001054	NP Inter (NDs) 1 of 2
Boron (mg/L)	GWC-35	0.08	2/22/2024	0.06J	No	136	n/a	n/a	97.06	n/a	n/a	0.0001054	NP Inter (NDs) 1 of 2
Boron (mg/L)	GWC-5	0.08	2/14/2024	0.08ND	No	136	n/a	n/a	97.06	n/a	n/a	0.0001054	NP Inter (NDs) 1 of 2
Boron (mg/L)	GWC-6	0.08	2/14/2024	0.08ND	No	136	n/a	n/a	97.06	n/a	n/a	0.0001054	NP Inter (NDs) 1 of 2
Boron (mg/L)	GWC-7	0.08	2/21/2024	0.035J	No	136	n/a	n/a	97.06	n/a	n/a	0.0001054	NP Inter (NDs) 1 of 2
Boron (mg/L)	GWC-8	0.08	2/21/2024	0.036J	No	136	n/a	n/a	97.06	n/a	n/a	0.0001054	NP Inter (NDs) 1 of 2
Boron (mg/L)	GWC-9	0.08	2/19/2024	0.08	No	136	n/a	n/a	97.06	n/a	n/a	0.0001054	NP Inter (NDs) 1 of 2
Calcium (mg/L)	GWC-10	72	2/20/2024	13	No	135	n/a	n/a	0.7407	n/a	n/a	0.0001072	NP Inter (normality) 1 of 2
Calcium (mg/L)	GWC-11	72	2/14/2024	6.7	No	135	n/a	n/a	0.7407	n/a	n/a	0.0001072	NP Inter (normality) 1 of 2
Calcium (mg/L)	GWC-12	72	2/20/2024	49	No	135	n/a	n/a	0.7407	n/a	n/a	0.0001072	NP Inter (normality) 1 of 2
Calcium (mg/L)	GWC-13	72	2/19/2024	5.1	No	135	n/a	n/a	0.7407	n/a	n/a	0.0001072	NP Inter (normality) 1 of 2
Calcium (mg/L)	GWC-14	72	2/19/2024	26	No	135	n/a	n/a	0.7407	n/a	n/a	0.0001072	NP Inter (normality) 1 of 2
Calcium (mg/L)	GWC-15	72	2/21/2024	10	No	135	n/a	n/a	0.7407	n/a	n/a	0.0001072	NP Inter (normality) 1 of 2
Calcium (mg/L)	GWC-16	72	2/21/2024	7.6	No	135	n/a	n/a	0.7407	n/a	n/a	0.0001072	NP Inter (normality) 1 of 2
Calcium (mg/L)	GWC-17	72	2/20/2024	12	No	135	n/a	n/a	0.7407	n/a	n/a	0.0001072	NP Inter (normality) 1 of 2
Calcium (mg/L)	GWC-18	72	2/21/2024	8.7	No	135	n/a	n/a	0.7407	n/a	n/a	0.0001072	NP Inter (normality) 1 of 2
Calcium (mg/L)	GWC-19	72	2/21/2024	11	No	135	n/a	n/a	0.7407	n/a	n/a	0.0001072	NP Inter (normality) 1 of 2
Calcium (mg/L)	GWC-20	72	2/20/2024	9.7	No	135	n/a	n/a	0.7407	n/a	n/a	0.0001072	NP Inter (normality) 1 of 2
Calcium (mg/L)	GWC-21	72	2/19/2024	5.5	No	135	n/a	n/a	0.7407	n/a	n/a	0.0001072	NP Inter (normality) 1 of 2
Calcium (mg/L)	GWC-22	72	2/14/2024	11	No	135	n/a	n/a	0.7407	n/a	n/a	0.0001072	NP Inter (normality) 1 of 2
Calcium (mg/L)	GWC-23	72	2/19/2024	3.8	No	135	n/a	n/a	0.7407	n/a	n/a	0.0001072	NP Inter (normality) 1 of 2
Calcium (mg/L)	GWC-24	72	2/22/2024	1.4	No	135	n/a	n/a	0.7407	n/a	n/a	0.0001072	NP Inter (normality) 1 of 2
Calcium (mg/L)	GWC-25	72	2/21/2024	8.3	No	135	n/a	n/a	0.7407	n/a	n/a	0.0001072	NP Inter (normality) 1 of 2
Calcium (mg/L)	GWC-26	72	2/20/2024	1.8	No	135	n/a	n/a	0.7407	n/a	n/a	0.0001072	NP Inter (normality) 1 of 2
Calcium (mg/L)	GWC-27	72	2/20/2024	1.7	No	135	n/a	n/a	0.7407	n/a	n/a	0.0001072	NP Inter (normality) 1 of 2
Calcium (mg/L)	GWC-30	72	2/21/2024	4	No	135	n/a	n/a	0.7407	n/a	n/a	0.0001072	NP Inter (normality) 1 of 2
Calcium (mg/L)	GWC-31	72	2/21/2024	7.1	No	135	n/a	n/a	0.7407	n/a	n/a	0.0001072	NP Inter (normality) 1 of 2
Calcium (mg/L)	GWC-32	72	2/20/2024	6.7	No	135	n/a	n/a	0.7407	n/a	n/a	0.0001072	NP Inter (normality) 1 of 2
Calcium (mg/L)	GWC-33	72	2/20/2024	17	No	135	n/a	n/a	0.7407	n/a	n/a	0.0001072	NP Inter (normality) 1 of 2
Calcium (mg/L)	GWC-34	72	2/22/2024	3.7	No	135	n/a	n/a	0.7407	n/a	n/a	0.0001072	NP Inter (normality) 1 of 2
Calcium (mg/L)	GWC-35	72	2/22/2024	4.9	No	135	n/a	n/a	0.7407	n/a	n/a	0.0001072	NP Inter (normality) 1 of 2
Calcium (mg/L)	GWC-5	72	2/14/2024	30	No	135	n/a	n/a	0.7407	n/a	n/a	0.0001072	NP Inter (normality) 1 of 2
Calcium (mg/L)	GWC-6	72	2/14/2024	15	No	135	n/a	n/a	0.7407	n/a	n/a	0.0001072	NP Inter (normality) 1 of 2
Calcium (mg/L)	GWC-7	72	2/21/2024	44	No	135	n/a	n/a	0.7407	n/a	n/a	0.0001072	NP Inter (normality) 1 of 2
Calcium (mg/L)	GWC-8	72	2/21/2024	20	No	135	n/a	n/a	0.7407	n/a	n/a	0.0001072	NP Inter (normality) 1 of 2
Calcium (mg/L)	GWC-9	72	2/19/2024	7.2	No	135	n/a	n/a	0.7407	n/a	n/a	0.0001072	NP Inter (normality) 1 of 2
Chloride (mg/L)	GWC-10	59	2/20/2024	7.4	No	135	n/a	n/a	0.7407	n/a	n/a	0.0001072	NP Inter (normality) 1 of 2
Chloride (mg/L)	GWC-11	59	2/14/2024	1.4	No	135	n/a	n/a	0.7407	n/a	n/a	0.0001072	NP Inter (normality) 1 of 2
Chloride (mg/L)	GWC-12	59	2/20/2024	26	No	135	n/a	n/a	0.7407	n/a	n/a	0.0001072	NP Inter (normality) 1 of 2
Chloride (mg/L)	GWC-13	59	2/19/2024	1.8	No	135	n/a	n/a	0.7407	n/a	n/a	0.0001072	NP Inter (normality) 1 of 2
Chloride (mg/L)	**GWC-14**	**59**	**2/19/2024**	**110**	**Yes**	**135**	**n/a**	**n/a**	**0.7407**	**n/a**	**n/a**	**0.0001072**	**NP Inter (normality) 1 of 2**
Chloride (mg/L)	GWC-15	59	2/21/2024	6.4	No	135	n/a	n/a	0.7407	n/a	n/a	0.0001072	NP Inter (normality) 1 of 2
Chloride (mg/L)	GWC-16	59	2/21/2024	2	No	135	n/a	n/a	0.7407	n/a	n/a	0.0001072	NP Inter (normality) 1 of 2
Chloride (mg/L)	GWC-17	59	2/20/2024	1.6	No	135	n/a	n/a	0.7407	n/a	n/a	0.0001072	NP Inter (normality) 1 of 2
Chloride (mg/L)	GWC-18	59	2/21/2024	2.1	No	135	n/a	n/a	0.7407	n/a	n/a	0.0001072	NP Inter (normality) 1 of 2
Chloride (mg/L)	GWC-19	59	2/21/2024	2.5	No	135	n/a	n/a	0.7407	n/a	n/a	0.0001072	NP Inter (normality) 1 of 2

Appendix III Interwell Prediction Limits - All Results

Plant Wansley Data: Wansley Landfill Printed 4/12/2024, 12:10 PM

Constituent	Well	Upper Lim.	Date	Observ.	Sig.	Bg N	Bg Mean	Std. Dev.	%NDs	ND Adj.	Transform	Alpha	Method
Chloride (mg/L)	GWC-20	59	2/20/2024	2.5	No	135	n/a	n/a	0.7407	n/a	n/a	0.0001072	NP Inter (normality) 1 of 2
Chloride (mg/L)	GWC-21	59	2/19/2024	3.5	No	135	n/a	n/a	0.7407	n/a	n/a	0.0001072	NP Inter (normality) 1 of 2
Chloride (mg/L)	GWC-22	59	2/14/2024	1.4	No	135	n/a	n/a	0.7407	n/a	n/a	0.0001072	NP Inter (normality) 1 of 2
Chloride (mg/L)	GWC-23	59	2/19/2024	2.4	No	135	n/a	n/a	0.7407	n/a	n/a	0.0001072	NP Inter (normality) 1 of 2
Chloride (mg/L)	GWC-24	59	2/22/2024	5.5	No	135	n/a	n/a	0.7407	n/a	n/a	0.0001072	NP Inter (normality) 1 of 2
Chloride (mg/L)	GWC-25	59	2/21/2024	8.3	No	135	n/a	n/a	0.7407	n/a	n/a	0.0001072	NP Inter (normality) 1 of 2
Chloride (mg/L)	GWC-26	59	2/20/2024	3.6	No	135	n/a	n/a	0.7407	n/a	n/a	0.0001072	NP Inter (normality) 1 of 2
Chloride (mg/L)	GWC-27	59	2/20/2024	1.4	No	135	n/a	n/a	0.7407	n/a	n/a	0.0001072	NP Inter (normality) 1 of 2
Chloride (mg/L)	GWC-30	59	2/21/2024	1.8	No	135	n/a	n/a	0.7407	n/a	n/a	0.0001072	NP Inter (normality) 1 of 2
Chloride (mg/L)	GWC-31	59	2/21/2024	1.6	No	135	n/a	n/a	0.7407	n/a	n/a	0.0001072	NP Inter (normality) 1 of 2
Chloride (mg/L)	GWC-32	59	2/20/2024	1.8	No	135	n/a	n/a	0.7407	n/a	n/a	0.0001072	NP Inter (normality) 1 of 2
Chloride (mg/L)	GWC-33	59	2/20/2024	2.4	No	135	n/a	n/a	0.7407	n/a	n/a	0.0001072	NP Inter (normality) 1 of 2
Chloride (mg/L)	GWC-34	59	2/22/2024	1.6	No	135	n/a	n/a	0.7407	n/a	n/a	0.0001072	NP Inter (normality) 1 of 2
Chloride (mg/L)	GWC-35	59	2/22/2024	19	No	135	n/a	n/a	0.7407	n/a	n/a	0.0001072	NP Inter (normality) 1 of 2
Chloride (mg/L)	GWC-5	59	2/14/2024	11	No	135	n/a	n/a	0.7407	n/a	n/a	0.0001072	NP Inter (normality) 1 of 2
Chloride (mg/L)	GWC-6	59	2/14/2024	5.3	No	135	n/a	n/a	0.7407	n/a	n/a	0.0001072	NP Inter (normality) 1 of 2
Chloride (mg/L)	GWC-7	59	2/21/2024	27	No	135	n/a	n/a	0.7407	n/a	n/a	0.0001072	NP Inter (normality) 1 of 2
Chloride (mg/L)	GWC-8	59	2/21/2024	3	No	135	n/a	n/a	0.7407	n/a	n/a	0.0001072	NP Inter (normality) 1 of 2
Chloride (mg/L)	GWC-9	59	2/19/2024	6.7	No	135	n/a	n/a	0.7407	n/a	n/a	0.0001072	NP Inter (normality) 1 of 2
Fluoride (mg/L)	GWC-10	3.2	2/20/2024	0.77	No	135	n/a	n/a	41.48	n/a	n/a	0.0001072	NP Inter (normality) 1 of 2
Fluoride (mg/L)	GWC-11	3.2	2/14/2024	0.056J	No	135	n/a	n/a	41.48	n/a	n/a	0.0001072	NP Inter (normality) 1 of 2
Fluoride (mg/L)	GWC-12	3.2	2/20/2024	0.1ND	No	135	n/a	n/a	41.48	n/a	n/a	0.0001072	NP Inter (normality) 1 of 2
Fluoride (mg/L)	GWC-13	3.2	2/19/2024	0.1ND	No	135	n/a	n/a	41.48	n/a	n/a	0.0001072	NP Inter (normality) 1 of 2
Fluoride (mg/L)	GWC-14	3.2	2/19/2024	0.1ND	No	135	n/a	n/a	41.48	n/a	n/a	0.0001072	NP Inter (normality) 1 of 2
Fluoride (mg/L)	GWC-15	3.2	2/21/2024	0.1ND	No	135	n/a	n/a	41.48	n/a	n/a	0.0001072	NP Inter (normality) 1 of 2
Fluoride (mg/L)	GWC-16	3.2	2/21/2024	0.1ND	No	135	n/a	n/a	41.48	n/a	n/a	0.0001072	NP Inter (normality) 1 of 2
Fluoride (mg/L)	GWC-17	3.2	2/20/2024	0.1ND	No	135	n/a	n/a	41.48	n/a	n/a	0.0001072	NP Inter (normality) 1 of 2
Fluoride (mg/L)	GWC-18	3.2	2/21/2024	0.1ND	No	135	n/a	n/a	41.48	n/a	n/a	0.0001072	NP Inter (normality) 1 of 2
Fluoride (mg/L)	GWC-19	3.2	2/21/2024	0.1ND	No	135	n/a	n/a	41.48	n/a	n/a	0.0001072	NP Inter (normality) 1 of 2
Fluoride (mg/L)	GWC-20	3.2	2/20/2024	0.1ND	No	135	n/a	n/a	41.48	n/a	n/a	0.0001072	NP Inter (normality) 1 of 2
Fluoride (mg/L)	GWC-21	3.2	2/19/2024	0.1ND	No	135	n/a	n/a	41.48	n/a	n/a	0.0001072	NP Inter (normality) 1 of 2
Fluoride (mg/L)	GWC-22	3.2	2/14/2024	0.1ND	No	135	n/a	n/a	41.48	n/a	n/a	0.0001072	NP Inter (normality) 1 of 2
Fluoride (mg/L)	GWC-23	3.2	2/19/2024	0.1ND	No	135	n/a	n/a	41.48	n/a	n/a	0.0001072	NP Inter (normality) 1 of 2
Fluoride (mg/L)	GWC-24	3.2	2/22/2024	0.1ND	No	135	n/a	n/a	41.48	n/a	n/a	0.0001072	NP Inter (normality) 1 of 2
Fluoride (mg/L)	GWC-25	3.2	2/21/2024	0.1ND	No	135	n/a	n/a	41.48	n/a	n/a	0.0001072	NP Inter (normality) 1 of 2
Fluoride (mg/L)	GWC-26	3.2	2/20/2024	0.1ND	No	135	n/a	n/a	41.48	n/a	n/a	0.0001072	NP Inter (normality) 1 of 2
Fluoride (mg/L)	GWC-27	3.2	2/20/2024	0.49	No	135	n/a	n/a	41.48	n/a	n/a	0.0001072	NP Inter (normality) 1 of 2
Fluoride (mg/L)	GWC-30	3.2	2/21/2024	0.1ND	No	135	n/a	n/a	41.48	n/a	n/a	0.0001072	NP Inter (normality) 1 of 2
Fluoride (mg/L)	GWC-31	3.2	2/21/2024	1.5	No	135	n/a	n/a	41.48	n/a	n/a	0.0001072	NP Inter (normality) 1 of 2
Fluoride (mg/L)	GWC-32	3.2	2/20/2024	2.5	No	135	n/a	n/a	41.48	n/a	n/a	0.0001072	NP Inter (normality) 1 of 2
Fluoride (mg/L)	GWC-33	3.2	2/20/2024	2.1	No	135	n/a	n/a	41.48	n/a	n/a	0.0001072	NP Inter (normality) 1 of 2
Fluoride (mg/L)	GWC-34	3.2	2/22/2024	0.1ND	No	135	n/a	n/a	41.48	n/a	n/a	0.0001072	NP Inter (normality) 1 of 2
Fluoride (mg/L)	GWC-35	3.2	2/22/2024	0.1ND	No	135	n/a	n/a	41.48	n/a	n/a	0.0001072	NP Inter (normality) 1 of 2
Fluoride (mg/L)	GWC-5	3.2	2/14/2024	0.1ND	No	135	n/a	n/a	41.48	n/a	n/a	0.0001072	NP Inter (normality) 1 of 2
Fluoride (mg/L)	GWC-6	3.2	2/14/2024	0.049J	No	135	n/a	n/a	41.48	n/a	n/a	0.0001072	NP Inter (normality) 1 of 2
Fluoride (mg/L)	GWC-7	3.2	2/21/2024	0.1ND	No	135	n/a	n/a	41.48	n/a	n/a	0.0001072	NP Inter (normality) 1 of 2
Fluoride (mg/L)	GWC-8	3.2	2/21/2024	0.1ND	No	135	n/a	n/a	41.48	n/a	n/a	0.0001072	NP Inter (normality) 1 of 2
Fluoride (mg/L)	GWC-9	3.2	2/19/2024	0.1ND	No	135	n/a	n/a	41.48	n/a	n/a	0.0001072	NP Inter (normality) 1 of 2

Sanitas™ v.10.0.16 . UG
Hollow symbols indicate censored values.
Exceeds Limit: GWC-14

Prediction Limit

Interwell Non-parametric

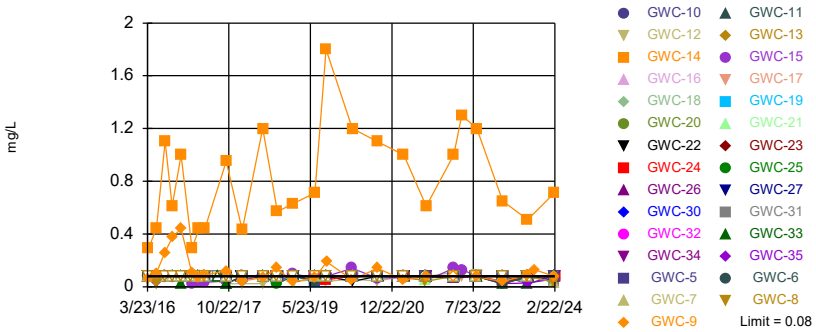

Non-parametric test used in lieu of parametric prediction limit because censored data exceeded 50%. Limit is highest of 136 background values. 97.06% NDs. Annual per-constituent alpha = 0.006097. Individual comparison alpha = 0.0001054 (1 of 2). Comparing 29 points to limit.

Constituent: Boron Analysis Run 4/12/2024 12:07 PM View: Appendix III - Interwell
Plant Wansley Data: Wansley Landfill

Sanitas™ v.10.0.16 . UG
Hollow symbols indicate censored values.
Within Limit

Prediction Limit

Interwell Non-parametric

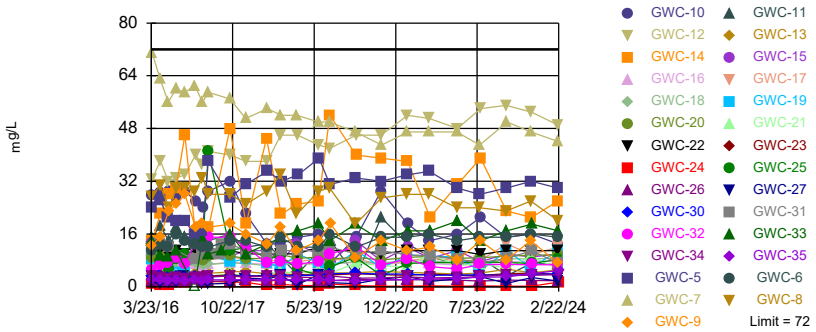

Non-parametric test used in lieu of parametric prediction limit because the Chi Squared normality test showed the data to be non-normal at the 0.01 alpha level. Limit is highest of 135 background values. 0.7407% NDs. Annual per-constituent alpha = 0.006196. Individual comparison alpha = 0.0001072 (1 of 2). Comparing 29 points to limit.

Constituent: Calcium Analysis Run 4/12/2024 12:07 PM View: Appendix III - Interwell
Plant Wansley Data: Wansley Landfill

Sanitas™ v.10.0.16 . UG
Hollow symbols indicate censored values.
Exceeds Limit: GWC-14

Prediction Limit

Interwell Non-parametric

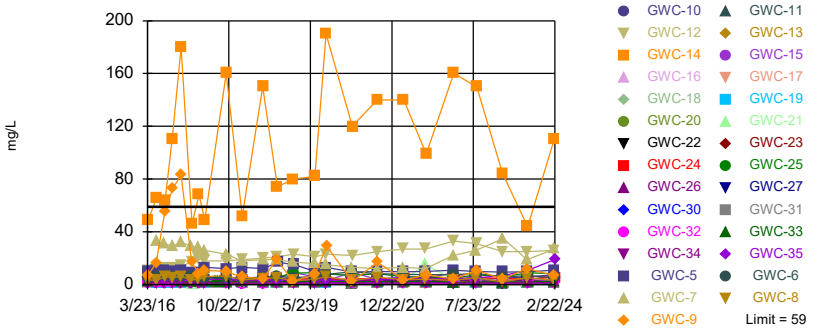

Non-parametric test used in lieu of parametric prediction limit because the Chi Squared normality test showed the data to be non-normal at the 0.01 alpha level. Limit is highest of 135 background values. 0.7407% NDs. Annual per-constituent alpha = 0.006196. Individual comparison alpha = 0.0001072 (1 of 2). Comparing 29 points to limit.

Constituent: Chloride Analysis Run 4/12/2024 12:07 PM View: Appendix III - Interwell
Plant Wansley Data: Wansley Landfill

Sanitas™ v.10.0.16 . UG
Hollow symbols indicate censored values.
Within Limit

Prediction Limit

Interwell Non-parametric

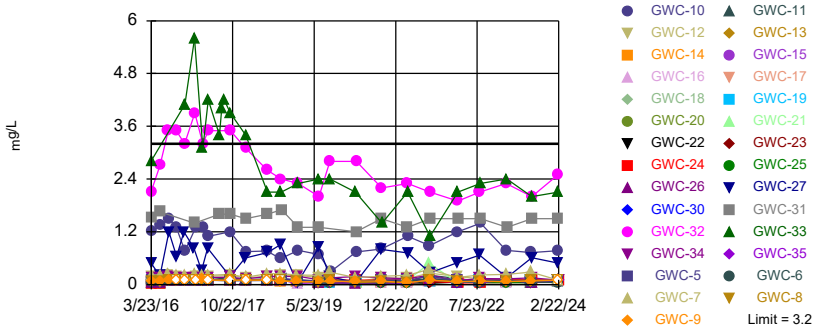

Non-parametric test used in lieu of parametric prediction limit because the Chi Squared normality test showed the data to be non-normal at the 0.01 alpha level. Limit is highest of 135 background values. 41.48% NDs. Annual per-constituent alpha = 0.006196. Individual comparison alpha = 0.0001072 (1 of 2). Comparing 29 points to limit.

Constituent: Fluoride Analysis Run 4/12/2024 12:07 PM View: Appendix III - Interwell
Plant Wansley Data: Wansley Landfill

Prediction Limit

Constituent: Boron (mg/L) Analysis Run 4/12/2024 12:10 PM View: Appendix III - Interwell

Plant Wansley Data: Wansley Landfill

	GWA-29 (bg)	GWA-28 (bg)	GWA-1 (bg)	GWC-30	GWC-32	GWC-33	GWA-4 (bg)	GWA-2 (bg)	GWC-27
3/22/2016	<0.08	<0.08							
3/23/2016			<0.08	<0.08	<0.08	<0.08	<0.08	<0.08	<0.08
3/24/2016									
3/28/2016									
3/29/2016									
3/30/2016									
3/31/2016									
5/19/2016	<0.08						<0.08		
5/20/2016			<0.08	<0.08					
5/23/2016		<0.08							
5/24/2016					<0.08	<0.08		<0.08	<0.08
5/25/2016									
5/26/2016									
7/21/2016	<0.08		<0.08	<0.08			<0.08		
7/22/2016					<0.08	<0.08			
7/25/2016		<0.08							
7/26/2016								<0.08	<0.08
7/27/2016									
9/14/2016							<0.08		
9/15/2016		<0.08	<0.08						
9/16/2016					<0.08	<0.08		<0.08	
9/19/2016									<0.08
9/20/2016				<0.08					
11/9/2016		<0.08							
11/10/2016							<0.08	<0.08	
11/11/2016			<0.08						<0.08
11/14/2016				<0.08					
11/15/2016					<0.08				
11/16/2016									
11/17/2016						0.023 (J)			
11/18/2016									
1/17/2017	<0.08	<0.08					<0.08		
1/19/2017			<0.08					<0.08	
1/20/2017									<0.08
1/24/2017				<0.08					
1/25/2017						<0.08			
1/26/2017					<0.08				
1/31/2017									
2/1/2017									
2/2/2017									
2/3/2017									
3/16/2017		<0.08	<0.08				<0.08		<0.08
3/17/2017				<0.08				<0.08	
3/22/2017									
3/23/2017						<0.08			
3/24/2017					<0.08				
3/28/2017									
3/29/2017									
4/27/2017	<0.08	<0.08					<0.08		
4/28/2017			<0.08					<0.08	<0.08
5/1/2017				<0.08		<0.08			
5/2/2017					<0.08				

ND substitution: RL or RL/2 if <15% NDs.

Prediction Limit

Constituent: Boron (mg/L) Analysis Run 4/12/2024 12:10 PM View: Appendix III - Interwell

Plant Wansley Data: Wansley Landfill

	GWA-29 (bg)	GWA-28 (bg)	GWA-1 (bg)	GWC-30	GWC-32	GWC-33	GWA-4 (bg)	GWA-2 (bg)	GWC-27
5/3/2017									
5/4/2017									
7/18/2017	0.027 (J)								
7/19/2017									
8/1/2017	<0.08								
8/4/2017						<0.08			
10/3/2017	<0.08	<0.08					<0.08	<0.08	<0.08
10/4/2017			<0.08	<0.08					
10/5/2017						0.025 (J)			
10/6/2017					<0.08				
1/19/2018	<0.08	<0.08	<0.08					<0.08	<0.08
1/22/2018							<0.08		
1/23/2018					<0.08	<0.08			
1/24/2018				<0.08					
1/25/2018									
1/26/2018									
6/19/2018	<0.08	<0.08	<0.08				<0.08	<0.08	
6/20/2018									
6/21/2018				<0.08					
6/25/2018									
6/26/2018					<0.08	<0.08			
6/27/2018									<0.08
9/25/2018	<0.08	<0.08	<0.08				<0.08	<0.08	
9/26/2018									
9/27/2018									<0.08
9/28/2018									
10/1/2018									
10/2/2018					<0.08	<0.08			
10/3/2018				<0.08					
1/17/2019			<0.08				<0.08	<0.08	
1/18/2019	<0.08								
1/21/2019		<0.08							
1/22/2019									
1/24/2019									<0.08
1/25/2019									
1/28/2019									
1/30/2019				<0.08	<0.08	<0.08			
1/31/2019									
6/24/2019			0.034 (J)				<0.08	<0.08	
6/25/2019	<0.08	<0.08							
6/26/2019						<0.08			<0.08
6/27/2019				<0.08	<0.08				
9/9/2019			<0.08						
9/10/2019	<0.08	<0.08		<0.08			<0.08	<0.08	
9/11/2019									
9/12/2019					<0.08	<0.08			<0.08
9/16/2019									
9/17/2019									
3/10/2020	<0.08	<0.08	0.041 (J)				<0.08	<0.08	
3/11/2020				<0.08					
3/12/2020						<0.08			<0.08
3/13/2020									

ND substitution: RL or RL/2 if <15% NDs.

Prediction Limit

Constituent: Boron (mg/L) Analysis Run 4/12/2024 12:10 PM View: Appendix III - Interwell

Plant Wansley Data: Wansley Landfill

	GWA-29 (bg)	GWA-28 (bg)	GWA-1 (bg)	GWC-30	GWC-32	GWC-33	GWA-4 (bg)	GWA-2 (bg)	GWC-27
3/16/2020									
3/17/2020									
3/18/2020					<0.08				
9/9/2020	<0.08	<0.08	<0.08				<0.08		<0.08
9/10/2020				<0.08				<0.08	
9/11/2020									
9/14/2020									
9/15/2020					<0.08				
9/16/2020						<0.08			
3/15/2021	<0.08	<0.08	<0.08				<0.08	<0.08	
3/16/2021									
3/17/2021					<0.08				
3/18/2021				<0.08		<0.08			<0.08
8/16/2021		<0.08	<0.08						
8/18/2021	<0.08						<0.08	<0.08	
8/19/2021									
8/20/2021									
8/23/2021				<0.08					<0.08
8/24/2021					<0.08	<0.08			
8/25/2021									
2/28/2022			<0.08						
3/1/2022		<0.08					<0.08	<0.08	
3/2/2022	<0.08			<0.08					
3/7/2022									
3/8/2022									<0.08
3/9/2022					<0.08	<0.08			
3/10/2022									
5/3/2022									
5/4/2022									
8/9/2022	<0.08	<0.08	<0.08				<0.08	<0.08	
8/10/2022				<0.08	<0.08				<0.08
8/11/2022									
8/15/2022						<0.08			
8/16/2022									
8/17/2022									
8/18/2022									
2/13/2023	<0.08								
2/14/2023		<0.08	<0.08	<0.08			<0.08	<0.08	
2/15/2023					<0.08				
2/16/2023									
2/17/2023									
2/20/2023						0.022 (J)			<0.08
2/21/2023									
2/22/2023									
8/8/2023	<0.08								
8/9/2023		<0.08	<0.08				<0.08	<0.08	
8/10/2023									
8/14/2023									
8/15/2023					<0.08	<0.08			<0.08
8/16/2023				<0.08					
9/27/2023									
2/13/2024			<0.08						

ND substitution: RL or RL/2 if <15% NDs.

Prediction Limit

Constituent: Boron (mg/L) Analysis Run 4/12/2024 12:10 PM View: Appendix III - Interwell
Plant Wansley Data: Wansley Landfill

	GWA-29 (bg)	GWA-28 (bg)	GWA-1 (bg)	GWC-30	GWC-32	GWC-33	GWA-4 (bg)	GWA-2 (bg)	GWC-27
2/14/2024	<0.08	<0.08					0.022 (J)	<0.08	
2/19/2024									
2/20/2024					<0.08	<0.08			<0.08
2/21/2024				0.046 (J)					
2/22/2024									

Prediction Limit

Constituent: Boron (mg/L) Analysis Run 4/12/2024 12:10 PM View: Appendix III - Interwell

Plant Wansley Data: Wansley Landfill

	GWC-26	GWC-34	GWC-35	GWC-25	GWC-6	GWC-5	GWC-11	GWC-8	GWC-23
3/22/2016									
3/23/2016									
3/24/2016	<0.08	<0.08	<0.08						
3/28/2016				<0.08	<0.08	<0.08			
3/29/2016							<0.08	<0.08	<0.08
3/30/2016									
3/31/2016									
5/19/2016									
5/20/2016									
5/23/2016		<0.08	<0.08			<0.08			
5/24/2016					<0.08			0.022 (J)	
5/25/2016	<0.08			<0.08			<0.08		<0.08
5/26/2016									
7/21/2016		<0.08	<0.08		<0.08	<0.08			
7/22/2016									
7/25/2016							<0.08		
7/26/2016	<0.08							<0.08	
7/27/2016				<0.08					<0.08
9/14/2016									
9/15/2016		<0.08	<0.08		<0.08	<0.08			
9/16/2016									
9/19/2016	<0.08			<0.08			<0.08	<0.08	
9/20/2016									<0.08
11/9/2016									
11/10/2016									
11/11/2016									
11/14/2016	<0.08								
11/15/2016		<0.08	<0.08	<0.08		<0.08			
11/16/2016					<0.08		<0.08	<0.08	
11/17/2016									
11/18/2016									<0.08
1/17/2017									
1/19/2017	<0.08								
1/20/2017									
1/24/2017				<0.08					
1/25/2017		<0.08							
1/26/2017			<0.08		<0.08	<0.08		<0.08	
1/31/2017							<0.08		
2/1/2017									
2/2/2017									
2/3/2017									<0.08
3/16/2017	<0.08								
3/17/2017									
3/22/2017		<0.08	<0.08		<0.08	<0.08			
3/23/2017				<0.08			<0.08	<0.08	
3/24/2017									
3/28/2017									<0.08
3/29/2017									
4/27/2017									
4/28/2017									
5/1/2017	<0.08	<0.08							
5/2/2017			<0.08	<0.08	<0.08	<0.08	<0.08		

ND substitution: RL or RL/2 if <15% NDs.

Prediction Limit

Constituent: Boron (mg/L) Analysis Run 4/12/2024 12:10 PM View: Appendix III - Interwell

Plant Wansley Data: Wansley Landfill

	GWC-26	GWC-34	GWC-35	GWC-25	GWC-6	GWC-5	GWC-11	GWC-8	GWC-23
5/3/2017								<0.08	
5/4/2017									<0.08
7/18/2017									
7/19/2017									
8/1/2017									
8/4/2017									
10/3/2017		<0.08	<0.08		<0.08	<0.08			
10/4/2017	<0.08						0.022 (J)		
10/5/2017				<0.08				<0.08	<0.08
10/6/2017									
1/19/2018									
1/22/2018	<0.08								
1/23/2018		<0.08	<0.08		<0.08	<0.08			
1/24/2018							<0.08	<0.08	
1/25/2018				<0.08					<0.08
1/26/2018									
6/19/2018			<0.08						
6/20/2018		<0.08					<0.08		<0.08
6/21/2018								<0.08	
6/25/2018					<0.08	<0.08			
6/26/2018									
6/27/2018	<0.08			<0.08					
9/25/2018					<0.08				
9/26/2018				0.023 (J)				<0.08	
9/27/2018	<0.08						<0.08		
9/28/2018									
10/1/2018			<0.08						<0.08
10/2/2018		<0.08							
10/3/2018						<0.08			
1/17/2019									
1/18/2019									
1/21/2019			<0.08						
1/22/2019								<0.08	
1/24/2019	<0.08			<0.08			<0.08		
1/25/2019									<0.08
1/28/2019		<0.08							
1/30/2019					<0.08	<0.08			
1/31/2019									
6/24/2019									
6/25/2019	<0.08			<0.08				<0.08	
6/26/2019		<0.08	<0.08		0.044 (J)	0.045 (J)	<0.08		<0.08
6/27/2019									
9/9/2019									
9/10/2019								<0.08	
9/11/2019		<0.08		<0.08					
9/12/2019	<0.08		<0.08		<0.08	<0.08			<0.08
9/16/2019							<0.08		
9/17/2019									
3/10/2020									
3/11/2020		<0.08	<0.08						
3/12/2020				<0.08				<0.08	
3/13/2020	<0.08								

ND substitution: RL or RL/2 if <15% NDs.

Prediction Limit

Constituent: Boron (mg/L) Analysis Run 4/12/2024 12:10 PM View: Appendix III - Interwell

Plant Wansley Data: Wansley Landfill

	GWC-26	GWC-34	GWC-35	GWC-25	GWC-6	GWC-5	GWC-11	GWC-8	GWC-23
3/16/2020					<0.08	<0.08	<0.08		
3/17/2020									
3/18/2020									<0.08
9/9/2020						<0.08			
9/10/2020							<0.08		<0.08
9/11/2020		<0.08	<0.08		<0.08				
9/14/2020				<0.08				<0.08	
9/15/2020	<0.08								
9/16/2020									
3/15/2021									
3/16/2021		<0.08	<0.08					<0.08	
3/17/2021	<0.08			<0.08	<0.08	<0.08	<0.08		
3/18/2021									<0.08
8/16/2021									
8/18/2021			<0.08		<0.08				
8/19/2021	<0.08			<0.08		<0.08			
8/20/2021								0.04 (J)	
8/23/2021							<0.08		<0.08
8/24/2021		<0.08							
8/25/2021									
2/28/2022									
3/1/2022									
3/2/2022		<0.08	<0.08		<0.08	<0.08		<0.08	
3/7/2022							0.067 (J)		
3/8/2022				<0.08					
3/9/2022	0.066 (J)								<0.08
3/10/2022									
5/3/2022									
5/4/2022									
8/9/2022									
8/10/2022	<0.08	<0.08		<0.08					
8/11/2022					<0.08	<0.08		<0.08	
8/15/2022			<0.08				<0.08		
8/16/2022									<0.08
8/17/2022									
8/18/2022									
2/13/2023									
2/14/2023									
2/15/2023								<0.08	
2/16/2023									
2/17/2023									
2/20/2023		<0.08	0.024 (J)		0.022 (J)	<0.08			
2/21/2023	<0.08			<0.08			<0.08		<0.08
2/22/2023									
8/8/2023									
8/9/2023								<0.08	
8/10/2023									
8/14/2023					<0.08	<0.08	0.025 (J)		
8/15/2023				<0.08					<0.08
8/16/2023	<0.08	<0.08	0.028 (J)						
9/27/2023									
2/13/2024									

ND substitution: RL or RL/2 if <15% NDs.

Prediction Limit

Constituent: Boron (mg/L) Analysis Run 4/12/2024 12:10 PM View: Appendix III - Interwell
Plant Wansley Data: Wansley Landfill

	GWC-26	GWC-34	GWC-35	GWC-25	GWC-6	GWC-5	GWC-11	GWC-8	GWC-23
2/14/2024					<0.08	<0.08	<0.08		
2/19/2024									<0.08
2/20/2024	<0.08								
2/21/2024				<0.08				0.036 (J)	
2/22/2024		<0.08	0.06 (J)						

ND substitution: RL or RL/2 if <15% NDs.

Prediction Limit

Constituent: Boron (mg/L) Analysis Run 4/12/2024 12:10 PM View: Appendix III - Interwell

Plant Wansley Data: Wansley Landfill

	GWC-7	GWC-13	GWC-12	GWC-9	GWC-17	GWC-18	GWC-24	GWC-16	GWC-10
3/22/2016									
3/23/2016									
3/24/2016									
3/28/2016									
3/29/2016	<0.08	<0.08	<0.08	0.0635 (J)					
3/30/2016					<0.08	<0.08	<0.08	<0.08	<0.08
3/31/2016									
5/19/2016									
5/20/2016									
5/23/2016									
5/24/2016	<0.08			0.0981 (J)					
5/25/2016		<0.08	<0.08		<0.08		<0.08	<0.08	<0.08
5/26/2016						<0.08			
7/21/2016									
7/22/2016	<0.08		<0.08						
7/25/2016				0.26		<0.08			
7/26/2016		<0.08							
7/27/2016					<0.08		<0.08	<0.08	<0.08
9/14/2016									
9/15/2016	<0.08	<0.08	<0.08						
9/16/2016							<0.08	<0.08	<0.08
9/19/2016				0.38	<0.08	<0.08			
9/20/2016									
11/9/2016									
11/10/2016									
11/11/2016									
11/14/2016									
11/15/2016									
11/16/2016	<0.08		<0.08	0.44					
11/17/2016		<0.08			<0.08	<0.08		<0.08	<0.08
11/18/2016							<0.08		
1/17/2017									
1/19/2017									
1/20/2017									
1/24/2017									
1/25/2017									
1/26/2017	<0.08								
1/31/2017		<0.08	<0.08	0.11					
2/1/2017					<0.08	<0.08		<0.08	<0.08
2/2/2017									
2/3/2017							<0.08		
3/16/2017									
3/17/2017									
3/22/2017	<0.08								
3/23/2017		<0.08	<0.08	0.071					
3/24/2017					<0.08	<0.08		<0.08	<0.08
3/28/2017									
3/29/2017							<0.08		
4/27/2017									
4/28/2017									
5/1/2017									
5/2/2017	<0.08			0.089					

ND substitution: RL or RL/2 if <15% NDs.

Prediction Limit

Constituent: Boron (mg/L) Analysis Run 4/12/2024 12:10 PM View: Appendix III - Interwell

Plant Wansley Data: Wansley Landfill

	GWC-7	GWC-13	GWC-12	GWC-9	GWC-17	GWC-18	GWC-24	GWC-16	GWC-10
5/3/2017		<0.08	<0.08		<0.08	<0.08		<0.08	<0.08
5/4/2017							<0.08		
7/18/2017									
7/19/2017									
8/1/2017									
8/4/2017									
10/3/2017	<0.08			0.12					
10/4/2017			0.022 (J)		<0.08				<0.08
10/5/2017		<0.08				<0.08	<0.08	<0.08	
10/6/2017									
1/19/2018									
1/22/2018									
1/23/2018	<0.08								
1/24/2018			0.023 (J)	0.044 (J)					
1/25/2018		<0.08			<0.08	<0.08	<0.08	<0.08	<0.08
1/26/2018									
6/19/2018									
6/20/2018		<0.08						<0.08	
6/21/2018				0.07		<0.08			<0.08
6/25/2018	<0.08								
6/26/2018			0.024 (J)		<0.08				
6/27/2018							<0.08		
9/25/2018									
9/26/2018				0.14					
9/27/2018									<0.08
9/28/2018			<0.08			<0.08	<0.08		
10/1/2018								<0.08	
10/2/2018	<0.08	<0.08			<0.08				
10/3/2018									
1/17/2019									
1/18/2019									
1/21/2019	<0.08								
1/22/2019		<0.08		0.038 (J)					
1/24/2019					<0.08				
1/25/2019			0.036 (J)					<0.08	
1/28/2019						<0.08			
1/30/2019									
1/31/2019							<0.08		<0.08
6/24/2019									
6/25/2019	<0.08	<0.08		0.068 (J)	<0.08			<0.08	
6/26/2019			0.057 (J)				<0.08		0.053 (J)
6/27/2019						<0.08			
9/9/2019									
9/10/2019	<0.08								
9/11/2019			0.042 (J)		<0.08	<0.08	0.053 (J)	<0.08	
9/12/2019		<0.08							
9/16/2019				0.19					
9/17/2019									<0.08
3/10/2020									
3/11/2020									
3/12/2020	<0.08	<0.08					<0.08		
3/13/2020									

ND substitution: RL or RL/2 if <15% NDs.

Prediction Limit

Constituent: Boron (mg/L) Analysis Run 4/12/2024 12:10 PM View: Appendix III - Interwell

Plant Wansley Data: Wansley Landfill

	GWC-7	GWC-13	GWC-12	GWC-9	GWC-17	GWC-18	GWC-24	GWC-16	GWC-10
3/16/2020				0.052 (J)					
3/17/2020					<0.08	<0.08		<0.08	<0.08
3/18/2020			0.058 (J)						
9/9/2020									
9/10/2020		<0.08	0.043 (J)						<0.08
9/11/2020				0.14				<0.08	
9/14/2020	<0.08				<0.08	<0.08			
9/15/2020							<0.08		
9/16/2020									
3/15/2021									
3/16/2021	<0.08		<0.08	0.05 (J)	<0.08	<0.08			
3/17/2021		<0.08						<0.08	
3/18/2021							<0.08		<0.08
8/16/2021									
8/18/2021									
8/19/2021	<0.08		0.077 (J)				<0.08		
8/20/2021					<0.08			<0.08	<0.08
8/23/2021		<0.08							
8/24/2021						<0.08			
8/25/2021				0.083					
2/28/2022									
3/1/2022									
3/2/2022	<0.08								
3/7/2022			0.11						
3/8/2022		<0.08			<0.08	<0.08		<0.08	<0.08
3/9/2022				<0.08					
3/10/2022							<0.08		
5/3/2022			0.075 (J)						
5/4/2022									
8/9/2022									
8/10/2022									
8/11/2022	<0.08				<0.08	<0.08			
8/15/2022		<0.08							
8/16/2022			0.088	0.075 (J)				<0.08	<0.08
8/17/2022									
8/18/2022							<0.08		
2/13/2023									
2/14/2023									
2/15/2023			0.077 (J)	0.041 (J)					<0.08
2/16/2023							0.036 (J)		
2/17/2023									
2/20/2023					<0.08	<0.08		<0.08	
2/21/2023	<0.08	<0.08							
2/22/2023									
8/8/2023									
8/9/2023	<0.08			0.088		<0.08			
8/10/2023					<0.08				<0.08
8/14/2023			0.073 (J)					<0.08	
8/15/2023									
8/16/2023		<0.08					<0.08		
9/27/2023				0.13 (R)					
2/13/2024									

ND substitution: RL or RL/2 if <15% NDs.

Prediction Limit

Constituent: Boron (mg/L) Analysis Run 4/12/2024 12:10 PM View: Appendix III - Interwell
Plant Wansley Data: Wansley Landfill

	GWC-7	GWC-13	GWC-12	GWC-9	GWC-17	GWC-18	GWC-24	GWC-16	GWC-10
2/14/2024									
2/19/2024		<0.08		0.08					
2/20/2024			0.08		<0.08				<0.08
2/21/2024	0.035 (J)					<0.08		<0.08	
2/22/2024							<0.08		

ND substitution: RL or RL/2 if <15% NDs.

Prediction Limit

Constituent: Boron (mg/L) Analysis Run 4/12/2024 12:10 PM View: Appendix III - Interwell

Plant Wansley Data: Wansley Landfill

	GWC-31	GWC-21	GWC-19	GWC-14	GWC-15	GWC-20	GWC-22	GWA-3 (bg)
3/22/2016								
3/23/2016								
3/24/2016								
3/28/2016								
3/29/2016								
3/30/2016	<0.08	<0.08	<0.08	0.291	0.0787 (J)	<0.08		
3/31/2016							<0.08	<0.08
5/19/2016								
5/20/2016								
5/23/2016								
5/24/2016								
5/25/2016	<0.08			0.443	0.0536 (J)			<0.08
5/26/2016		<0.08	<0.08			<0.08	<0.08	
7/21/2016								
7/22/2016								
7/25/2016			<0.08			<0.08		
7/26/2016		<0.08		1.1	<0.08		<0.08	
7/27/2016	<0.08							<0.08
9/14/2016								
9/15/2016				0.61				
9/16/2016								
9/19/2016			<0.08					
9/20/2016		<0.08			<0.08	<0.08	<0.08	
11/9/2016								
11/10/2016								
11/11/2016								
11/14/2016								
11/15/2016								
11/16/2016								
11/17/2016		<0.08	<0.08	1	<0.08	<0.08	<0.08	
11/18/2016								
1/17/2017								
1/19/2017								
1/20/2017								
1/24/2017								
1/25/2017	<0.08							
1/26/2017								
1/31/2017								
2/1/2017				0.29	0.023 (J)			
2/2/2017		<0.08	<0.08			<0.08		
2/3/2017							<0.08	
3/16/2017								
3/17/2017								
3/22/2017								
3/23/2017	<0.08			0.44	0.042 (J)			
3/24/2017			<0.08					
3/28/2017		<0.08				<0.08	<0.08	
3/29/2017								
4/27/2017								
4/28/2017								
5/1/2017								
5/2/2017	<0.08							

ND substitution: RL or RL/2 if <15% NDs.

Prediction Limit

Constituent: Boron (mg/L) Analysis Run 4/12/2024 12:10 PM View: Appendix III - Interwell

Plant Wansley Data: Wansley Landfill

	GWC-31	GWC-21	GWC-19	GWC-14	GWC-15	GWC-20	GWC-22	GWA-3 (bg)
5/3/2017			<0.08	0.44	0.034 (J)		<0.08	
5/4/2017		<0.08				<0.08		
7/18/2017								
7/19/2017	<0.08							
8/1/2017								<0.08
8/4/2017	<0.08							
10/3/2017								<0.08
10/4/2017				0.95	0.044 (J)			
10/5/2017			<0.08				<0.08	
10/6/2017	<0.08	<0.08				<0.08		
1/19/2018								
1/22/2018								
1/23/2018	<0.08							
1/24/2018								
1/25/2018			<0.08	0.43	0.052		<0.08	
1/26/2018		<0.08				<0.08		
6/19/2018								
6/20/2018		<0.08		1.2	<0.08		<0.08	<0.08
6/21/2018			<0.08			<0.08		
6/25/2018								
6/26/2018								
6/27/2018	<0.08							
9/25/2018								
9/26/2018								
9/27/2018		<0.08	<0.08			<0.08		
9/28/2018								
10/1/2018				0.57	0.03 (J)		<0.08	
10/2/2018								
10/3/2018	<0.08							
1/17/2019								
1/18/2019								<0.08
1/21/2019								
1/22/2019				0.63	0.1			
1/24/2019		<0.08					<0.08	
1/25/2019								
1/28/2019			<0.08			<0.08		
1/30/2019								
1/31/2019	<0.08							
6/24/2019								
6/25/2019		<0.08		0.71	0.066 (J)	<0.08	<0.08	<0.08
6/26/2019	<0.08		0.036 (J)					
6/27/2019								
9/9/2019								
9/10/2019							<0.08	
9/11/2019	<0.08	<0.08				<0.08		<0.08
9/12/2019			<0.08	1.8				
9/16/2019								
9/17/2019					<0.08			
3/10/2020								<0.08
3/11/2020								
3/12/2020								
3/13/2020								

ND substitution: RL or RL/2 if <15% NDs.

Prediction Limit

Constituent: Boron (mg/L) Analysis Run 4/12/2024 12:10 PM View: Appendix III - Interwell

Plant Wansley Data: Wansley Landfill

	GWC-31	GWC-21	GWC-19	GWC-14	GWC-15	GWC-20	GWC-22	GWA-3 (bg)
3/16/2020					0.14			
3/17/2020	<0.08			1.2				
3/18/2020		<0.08	<0.08			<0.08	0.041 (J)	
9/9/2020								<0.08
9/10/2020				1.1	0.064 (J)		<0.08	
9/11/2020	<0.08							
9/14/2020								
9/15/2020		<0.08	<0.08			<0.08		
9/16/2020								
3/15/2021							<0.08	<0.08
3/16/2021	<0.08	<0.08				<0.08		
3/17/2021			<0.08	1				
3/18/2021					0.071 (J)			
8/16/2021								
8/18/2021								<0.08
8/19/2021		0.047 (J)					<0.08	
8/20/2021								
8/23/2021				0.61				
8/24/2021			<0.08		0.047 (J)	<0.08		
8/25/2021	<0.08							
2/28/2022								
3/1/2022								<0.08
3/2/2022								
3/7/2022		<0.08		1	0.14	<0.08		
3/8/2022			<0.08				<0.08	
3/9/2022								
3/10/2022	<0.08							
5/3/2022				1.3				
5/4/2022					0.13			
8/9/2022								<0.08
8/10/2022								
8/11/2022			<0.08					
8/15/2022								
8/16/2022	<0.08	<0.08		1.2	<0.08	<0.08		
8/17/2022							<0.08	
8/18/2022								
2/13/2023								
2/14/2023							<0.08	<0.08
2/15/2023								
2/16/2023								
2/17/2023				0.65				
2/20/2023								
2/21/2023		<0.08	<0.08		0.04 (J)			
2/22/2023	<0.08					<0.08		
8/8/2023								<0.08
8/9/2023		<0.08	<0.08			<0.08		
8/10/2023								
8/14/2023				0.51	0.061 (J)		<0.08	
8/15/2023								
8/16/2023	<0.08							
9/27/2023								
2/13/2024								

ND substitution: RL or RL/2 if <15% NDs.

Prediction Limit

Constituent: Boron (mg/L) Analysis Run 4/12/2024 12:10 PM View: Appendix III - Interwell
Plant Wansley Data: Wansley Landfill

	GWC-31	GWC-21	GWC-19	GWC-14	GWC-15	GWC-20	GWC-22	GWA-3 (bg)
2/14/2024							<0.08	
2/19/2024		<0.08		0.71				
2/20/2024						<0.08		
2/21/2024	0.034 (J)		<0.08		0.072 (J)			
2/22/2024								

ND substitution: RL or RL/2 if <15% NDs.

Prediction Limit

Constituent: Calcium (mg/L) Analysis Run 4/12/2024 12:10 PM View: Appendix III - Interwell

Plant Wansley Data: Wansley Landfill

	GWA-28 (bg)	GWA-29 (bg)	GWA-1 (bg)	GWC-27	GWA-2 (bg)	GWA-4 (bg)	GWC-32	GWC-30	GWC-33
3/22/2016	2.86	4.65							
3/23/2016			0.893	1.73	3.09	24.2	5.18	3.03	13.8
3/24/2016									
3/28/2016									
3/29/2016									
3/30/2016									
3/31/2016									
5/19/2016		5.08				33.6			
5/20/2016			0.784					3.37	
5/23/2016	2.81								
5/24/2016				0.745	3.51		6.58		9.38
5/25/2016									
5/26/2016									
7/21/2016		4.7	0.6			30		2.9	
7/22/2016							7.1		9
7/25/2016	2.4								
7/26/2016				1.4	3.1				
7/27/2016									
9/14/2016						31			
9/15/2016	2.5		0.7						
9/16/2016					3.6		8.7		11
9/19/2016				1.2					
9/20/2016								3.2	
11/9/2016	2.6								
11/10/2016					3.7	27			
11/11/2016			0.59	3.3					
11/14/2016								2.8	
11/15/2016							6.9		
11/16/2016									
11/17/2016									55 (O)
11/18/2016									
1/17/2017	2.4	3.7				26			
1/19/2017			0.59		4.2				
1/20/2017				2.2					
1/24/2017								3.1	
1/25/2017									<0.25
1/26/2017							13		
1/31/2017									
2/1/2017									
2/2/2017									
2/3/2017									
3/16/2017	2.7		0.72	1		27			
3/17/2017					3.4			2.9	
3/22/2017									
3/23/2017									15
3/24/2017							12		
3/28/2017									
3/29/2017									
4/27/2017	2.4	3.9				27			
4/28/2017			0.72	0.88	3.9				
5/1/2017								3	10
5/2/2017							15		

ND substitution: RL or RL/2 if <15% NDs.

Prediction Limit

Constituent: Calcium (mg/L) Analysis Run 4/12/2024 12:10 PM View: Appendix III - Interwell

Plant Wansley Data: Wansley Landfill

	GWA-28 (bg)	GWA-29 (bg)	GWA-1 (bg)	GWC-27	GWA-2 (bg)	GWA-4 (bg)	GWC-32	GWC-30	GWC-33
5/3/2017									
5/4/2017									
7/18/2017		<0.25 (*)							
7/19/2017									
8/1/2017		3.8							
8/4/2017									11
10/3/2017	2.7	4.1		1.1	4.2	30			
10/4/2017			0.73					3.3	
10/5/2017									16
10/6/2017							15		
1/19/2018	2.6	3.7	0.7	2.5	3.8				
1/22/2018						33			
1/23/2018							12		10
1/24/2018								3.2	
1/25/2018									
1/26/2018									
6/19/2018	2.5	4.1	0.75		3.4	26			
6/20/2018									
6/21/2018								3.3	
6/25/2018									
6/26/2018							7.1		13
6/27/2018				2.4					
9/25/2018	2.8	4.6	0.73		4	29			
9/26/2018									
9/27/2018				3.4					
9/28/2018									
10/1/2018									
10/2/2018							7.7		15
10/3/2018								3.3	
1/17/2019			0.74		3.5	22			
1/18/2019		4.2							
1/21/2019	3								
1/22/2019									
1/24/2019				0.71					
1/25/2019									
1/28/2019									
1/30/2019							7	3.4	17
1/31/2019									
6/24/2019			0.76		5	27			
6/25/2019	3	4.8							
6/26/2019				3.7					19
6/27/2019							7.6	3.6	
9/9/2019			0.8						
9/10/2019	2.9	4.8			4.2	31		4	
9/11/2019									
9/12/2019				1.2			10		14
9/16/2019									
9/17/2019									
3/10/2020	2.9	4.1	0.85		3.3	26			
3/11/2020								4.1	
3/12/2020				0.94					19
3/13/2020									

ND substitution: RL or RL/2 if <15% NDs.

Prediction Limit

Constituent: Calcium (mg/L) Analysis Run 4/12/2024 12:10 PM View: Appendix III - Interwell

Plant Wansley Data: Wansley Landfill

	GWA-28 (bg)	GWA-29 (bg)	GWA-1 (bg)	GWC-27	GWA-2 (bg)	GWA-4 (bg)	GWC-32	GWC-30	GWC-33
3/16/2020									
3/17/2020									
3/18/2020							12		
9/9/2020	2.8	3.9	0.81	2.3		26			
9/10/2020					3.4			3.9	
9/11/2020									
9/14/2020									
9/15/2020							6.6		
9/16/2020									14
3/15/2021	3	4.6	0.82		3.2	21			
3/16/2021									
3/17/2021							8.5		
3/18/2021				3.1				3.9	17
8/16/2021	2.7		0.77						
8/18/2021		4.2			3.3	24			
8/19/2021									
8/20/2021									
8/23/2021				1.6				3.5	
8/24/2021							6.1		17
8/25/2021									
2/28/2022			0.76						
3/1/2022	2.8				3	24			
3/2/2022		4.3						3.6	
3/7/2022									
3/8/2022				2.4					
3/9/2022							5.4		20
3/10/2022									
8/9/2022	3.3	5.3	0.83		3.8	34			
8/10/2022				3.1			6.7	3.6	
8/11/2022									
8/15/2022									14
8/16/2022									
8/17/2022									
8/18/2022									
2/13/2023		4.7							
2/14/2023	3.4		0.9		3.1	28		3.5	
2/15/2023							6.8		
2/16/2023									
2/17/2023									
2/20/2023				1.1					17
2/21/2023									
2/22/2023									
8/8/2023		5.2							
8/9/2023	3.5		0.87		3.4	36			
8/10/2023									
8/14/2023									
8/15/2023				2.8			6.7		19
8/16/2023								3.8	
2/13/2024			0.86						
2/14/2024	3.2	4.5			3.4	38			
2/19/2024									
2/20/2024				1.7			6.7		17

Prediction Limit

Constituent: Calcium (mg/L) Analysis Run 4/12/2024 12:10 PM View: Appendix III - Interwell
Plant Wansley Data: Wansley Landfill

	GWA-28 (bg)	GWA-29 (bg)	GWA-1 (bg)	GWC-27	GWA-2 (bg)	GWA-4 (bg)	GWC-32	GWC-30	GWC-33
2/21/2024								4	
2/22/2024									

Prediction Limit

Constituent: Calcium (mg/L) Analysis Run 4/12/2024 12:10 PM View: Appendix III - Interwell

Plant Wansley Data: Wansley Landfill

	GWC-34	GWC-35	GWC-26	GWC-6	GWC-5	GWC-25	GWC-9	GWC-8	GWC-7
3/22/2016									
3/23/2016									
3/24/2016	3.27	1.97	1.72						
3/28/2016				10.8	23.9	12.3			
3/29/2016							12.6	27.2	70.8
3/30/2016									
3/31/2016									
5/19/2016									
5/20/2016									
5/23/2016	2.82	1.97			26.3				
5/24/2016				13			14.9	30.8	63.2
5/25/2016			1.68			7.2			
5/26/2016									
7/21/2016	2.6	1.7		12	21				
7/22/2016									56
7/25/2016							23		
7/26/2016			1.4					24	
7/27/2016						5.4			
9/14/2016									
9/15/2016	2.9	1.9		16	20				60
9/16/2016									
9/19/2016			1.5			8.4	25	30	
9/20/2016									
11/9/2016									
11/10/2016									
11/11/2016									
11/14/2016			1.8						
11/15/2016	2.5	1.8			20	10			
11/16/2016				14			28	30	59
11/17/2016									
11/18/2016									
1/17/2017									
1/19/2017			1.6						
1/20/2017									
1/24/2017						14			
1/25/2017	2.7								
1/26/2017		2.2		13	16			29	61
1/31/2017							18		
2/1/2017									
2/2/2017									
2/3/2017									
3/16/2017			1.7						
3/17/2017									
3/22/2017	2.7	1.8		12	17				56
3/23/2017						13	19	33	
3/24/2017									
3/28/2017									
3/29/2017									
4/27/2017									
4/28/2017									
5/1/2017	3.1		1.6						
5/2/2017		2.1		12	38	41	18		59

Prediction Limit

Constituent: Calcium (mg/L) Analysis Run 4/12/2024 12:10 PM View: Appendix III - Interwell

Plant Wansley Data: Wansley Landfill

	GWC-34	GWC-35	GWC-26	GWC-6	GWC-5	GWC-25	GWC-9	GWC-8	GWC-7
5/3/2017								28	
5/4/2017									
7/18/2017									
7/19/2017									
8/1/2017									
8/4/2017									
10/3/2017	3.2	2.1		14	27		19		57
10/4/2017			1.8						
10/5/2017						11		28	
10/6/2017									
1/19/2018									
1/22/2018			1.9						
1/23/2018	3	2.2		14	31				51
1/24/2018							16	25	
1/25/2018						12			
1/26/2018									
6/19/2018		2							
6/20/2018	3.2								
6/21/2018							13	29	
6/25/2018				12	35				54
6/26/2018									
6/27/2018			1.7			8.5			
9/25/2018				15					
9/26/2018						9.2	18	34	
9/27/2018			2.1						
9/28/2018									
10/1/2018		2.1							
10/2/2018	3.1								52
10/3/2018					32				
1/17/2019									
1/18/2019									
1/21/2019		2							52
1/22/2019							11	22	
1/24/2019			1.9			5.4			
1/25/2019									
1/28/2019	2.9								
1/30/2019				12	34				
1/31/2019									
6/24/2019									
6/25/2019			1.8			3.5	14	29	50
6/26/2019	2.8	2		12	39				
6/27/2019									
9/9/2019									
9/10/2019								30	50
9/11/2019	3.3					6			
9/12/2019		1.9	1.8	16	31				
9/16/2019							19		
9/17/2019									
3/10/2020									
3/11/2020	2.6	1.8							
3/12/2020						8.9		19	47
3/13/2020			2.3						

Prediction Limit

Constituent: Calcium (mg/L) Analysis Run 4/12/2024 12:10 PM View: Appendix III - Interwell

Plant Wansley Data: Wansley Landfill

	GWC-34	GWC-35	GWC-26	GWC-6	GWC-5	GWC-25	GWC-9	GWC-8	GWC-7
3/16/2020				12	33		8.9		
3/17/2020									
3/18/2020									
9/9/2020					32				
9/10/2020									
9/11/2020	2.7	2.1		15			14		
9/14/2020						3.4		27	43
9/15/2020			2						
9/16/2020									
3/15/2021									
3/16/2021	3	2.2					11	28	47
3/17/2021			2.1	15	34	7.1			
3/18/2021									
8/16/2021									
8/18/2021		2.3		16					
8/19/2021			2.1		35	7.4			47
8/20/2021								28	
8/23/2021									
8/24/2021	2.7								
8/25/2021							12		
2/28/2022									
3/1/2022									
3/2/2022	2.8	2.6		14	30			24	47
3/7/2022									
3/8/2022						7.3			
3/9/2022			2				8.1		
3/10/2022									
8/9/2022									
8/10/2022	3.1		1.7			7.6			
8/11/2022				15	28			24	43
8/15/2022		2.9							
8/16/2022							14		
8/17/2022									
8/18/2022									
2/13/2023									
2/14/2023									
2/15/2023							8.1	23	
2/16/2023									
2/17/2023									
2/20/2023	3.6	3		15	30				
2/21/2023			2			7.4			50
2/22/2023									
8/8/2023									
8/9/2023							14	26	47
8/10/2023									
8/14/2023				16	32				
8/15/2023						7.1			
8/16/2023	3.5	4	1.9						
2/13/2024									
2/14/2024				15	30				
2/19/2024							7.2		
2/20/2024			1.8						

Prediction Limit

Constituent: Calcium (mg/L) Analysis Run 4/12/2024 12:10 PM View: Appendix III - Interwell

Plant Wansley Data: Wansley Landfill

	GWC-34	GWC-35	GWC-26	GWC-6	GWC-5	GWC-25	GWC-9	GWC-8	GWC-7
2/21/2024						8.3		20	44
2/22/2024	3.7	4.9							

Prediction Limit

Constituent: Calcium (mg/L) Analysis Run 4/12/2024 12:10 PM View: Appendix III - Interwell

Plant Wansley Data: Wansley Landfill

	GWC-11	GWC-13	GWC-12	GWC-23	GWC-31	GWC-10	GWC-14	GWC-17	GWC-18
3/22/2016									
3/23/2016									
3/24/2016									
3/28/2016									
3/29/2016	15	3.91	32.6	3.32					
3/30/2016					11.3	27.6	13.8	8.15	6.88
3/31/2016									
5/19/2016									
5/20/2016									
5/23/2016									
5/24/2016									
5/25/2016	18.5	4.06	38.3	3.4	12.9	28.5	22.2	8.68	
5/26/2016									6.42
7/21/2016									
7/22/2016			32						
7/25/2016	14								5.3
7/26/2016		3.7					28		
7/27/2016				2.9	12	29		7.9	
9/14/2016									
9/15/2016		3.7	33				30		
9/16/2016						27			
9/19/2016	18							7.8	5.4
9/20/2016				3.3					
11/9/2016									
11/10/2016									
11/11/2016									
11/14/2016									
11/15/2016									
11/16/2016	15		34						
11/17/2016		3.5				29	46	7.5	5.5
11/18/2016				2.9					
1/17/2017									
1/19/2017									
1/20/2017									
1/24/2017									
1/25/2017					8.3				
1/26/2017									
1/31/2017	8	4.1	40						
2/1/2017						26	15	8.7	7.3
2/2/2017									
2/3/2017				3.3					
3/16/2017									
3/17/2017									
3/22/2017									
3/23/2017	9.3	3.9	37		10		18		
3/24/2017						24		7.5	6.4
3/28/2017				3.1					
3/29/2017									
4/27/2017									
4/28/2017									
5/1/2017									
5/2/2017	14				9.8				

Prediction Limit

Constituent: Calcium (mg/L) Analysis Run 4/12/2024 12:10 PM View: Appendix III - Interwell

Plant Wansley Data: Wansley Landfill

	GWC-11	GWC-13	GWC-12	GWC-23	GWC-31	GWC-10	GWC-14	GWC-17	GWC-18
5/3/2017		4.1	41			29	18	8.2	6.8
5/4/2017				3.3					
7/18/2017									
7/19/2017					10				
8/1/2017									
8/4/2017					13				
10/3/2017									
10/4/2017	16		40			32	48	9.1	
10/5/2017		4.5		3.6					7.3
10/6/2017					13				
1/19/2018									
1/22/2018									
1/23/2018					11				
1/24/2018	12		38						
1/25/2018		4.6		3.3		22	19	8.3	7.1
1/26/2018									
6/19/2018									
6/20/2018	13	4		3.4			45		
6/21/2018						13			6.4
6/25/2018									
6/26/2018			38					7.7	
6/27/2018					9.6				
9/25/2018									
9/26/2018									
9/27/2018	9					13			
9/28/2018			46						6.9
10/1/2018				3.6			22		
10/2/2018		4.2						8.2	
10/3/2018					11				
1/17/2019									
1/18/2019									
1/21/2019									
1/22/2019		4.4					25		
1/24/2019	3.8							7.7	
1/25/2019			46	3.7					
1/28/2019									7
1/30/2019									
1/31/2019					11	15			
6/24/2019									
6/25/2019		4.3					26	8.4	
6/26/2019	11		43	3.6	11	16			
6/27/2019									7
9/9/2019									
9/10/2019									
9/11/2019			42		12			8	7
9/12/2019		4.2		3.6			52		
9/16/2019	14								
9/17/2019						7.2			
3/10/2020									
3/11/2020									
3/12/2020		4.3							
3/13/2020									

Prediction Limit

Constituent: Calcium (mg/L) Analysis Run 4/12/2024 12:10 PM View: Appendix III - Interwell
Plant Wansley Data: Wansley Landfill

	GWC-11	GWC-13	GWC-12	GWC-23	GWC-31	GWC-10	GWC-14	GWC-17	GWC-18
3/16/2020	3.1								
3/17/2020					10	15	40	8.5	7.6
3/18/2020			46	4					
9/9/2020									
9/10/2020	21	4.6	46	3.7		29	39		
9/11/2020					11				
9/14/2020								6.6	7.3
9/15/2020									
9/16/2020									
3/15/2021									
3/16/2021			52		9.7			7.9	7.8
3/17/2021	13	4.4					38		
3/18/2021				3.5		19			
8/16/2021									
8/18/2021									
8/19/2021			51						
8/20/2021						14		8.7	
8/23/2021	9.1	4.2		3.9			21		
8/24/2021									7.8
8/25/2021					9.4				
2/28/2022									
3/1/2022									
3/2/2022									
3/7/2022	6.9		48				31		
3/8/2022		3.9				16		7.9	7.5
3/9/2022				3.5					
3/10/2022					8.3				
8/9/2022									
8/10/2022									
8/11/2022								7.8	6.6
8/15/2022	8.7	4.2							
8/16/2022			54	3.5	7.4	21	39		
8/17/2022									
8/18/2022									
2/13/2023									
2/14/2023									
2/15/2023			55			15			
2/16/2023									
2/17/2023							23		
2/20/2023								13	8.5
2/21/2023	3.4	5.3		4					
2/22/2023					8.6				
8/8/2023									
8/9/2023									8.4
8/10/2023						16		9.8	
8/14/2023	7.2		53				21		
8/15/2023				4.2					
8/16/2023		4.3			11				
2/13/2024									
2/14/2024	6.7								
2/19/2024		5.1		3.8			26		
2/20/2024			49			13		12	

Prediction Limit

Constituent: Calcium (mg/L) Analysis Run 4/12/2024 12:10 PM View: Appendix III - Interwell

Plant Wansley Data: Wansley Landfill

	GWC-11	GWC-13	GWC-12	GWC-23	GWC-31	GWC-10	GWC-14	GWC-17	GWC-18
2/21/2024					7.1				8.7
2/22/2024									

Prediction Limit

Constituent: Calcium (mg/L) Analysis Run 4/12/2024 12:10 PM View: Appendix III - Interwell

Plant Wansley Data: Wansley Landfill

	GWC-24	GWC-15	GWC-19	GWC-16	GWC-20	GWC-21	GWC-22	GWA-3 (bg)
3/22/2016								
3/23/2016								
3/24/2016								
3/28/2016								
3/29/2016								
3/30/2016	1.01	13.3	8.32	6.72	8.78	2.98		
3/31/2016							11.5	39.6
5/19/2016								
5/20/2016								
5/23/2016								
5/24/2016								
5/25/2016	0.69	10.6		7.09				28.3
5/26/2016			6.78		9.13	3.16	11.5	
7/21/2016								
7/22/2016								
7/25/2016			4.7		7.7			
7/26/2016		7.2				2.9	9.5	
7/27/2016	0.4			6.4				22
9/14/2016								
9/15/2016								
9/16/2016	1.3			6.7				
9/19/2016			4.3					
9/20/2016		6.9			8.9	3.6	11	
11/9/2016								
11/10/2016								
11/11/2016								
11/14/2016								
11/15/2016								
11/16/2016								
11/17/2016		6.1	4.1	6.3	7.9	2.8	10	
11/18/2016	1.3							
1/17/2017								
1/19/2017								
1/20/2017								
1/24/2017								
1/25/2017								
1/26/2017								
1/31/2017								
2/1/2017		9.6		6.8				
2/2/2017			14		8.9	3.3		
2/3/2017	1.2						11	
3/16/2017								
3/17/2017								
3/22/2017								
3/23/2017		9.9						
3/24/2017			8.7	6.3				
3/28/2017					7.9	3.2	9.8	
3/29/2017	1.3							
4/27/2017								
4/28/2017								
5/1/2017								
5/2/2017								

Prediction Limit

Constituent: Calcium (mg/L) Analysis Run 4/12/2024 12:10 PM View: Appendix III - Interwell

Plant Wansley Data: Wansley Landfill

	GWC-24	GWC-15	GWC-19	GWC-16	GWC-20	GWC-21	GWC-22	GWA-3 (bg)
5/3/2017		9.4	9.9	6.9			10	
5/4/2017	1.6				9.1	3.1		
7/18/2017								
7/19/2017								
8/1/2017								72
8/4/2017								
10/3/2017								91 (o)
10/4/2017		9.3						
10/5/2017	1.4		7.5	7.4			11	
10/6/2017					9.4	4.1		
1/19/2018								
1/22/2018								
1/23/2018								
1/24/2018								
1/25/2018	1.3	11	8.5	7.1			10	
1/26/2018					8.5	3.2		
6/19/2018								
6/20/2018		11		6.9		3.6	10	43
6/21/2018			7.3		8.6			
6/25/2018								
6/26/2018								
6/27/2018	0.38							
9/25/2018								
9/26/2018								
9/27/2018			5.9		9.8	4.6		
9/28/2018	0.81							
10/1/2018		8		7			10	
10/2/2018								
10/3/2018								
1/17/2019								
1/18/2019								10
1/21/2019								
1/22/2019		13						
1/24/2019						4.1	10	
1/25/2019				7				
1/28/2019			9.9		8.6			
1/30/2019								
1/31/2019	0.39							
6/24/2019								
6/25/2019		9.8		7	9	5	12	10
6/26/2019	0.34 (J)		7.3					
6/27/2019								
9/9/2019								
9/10/2019							11	
9/11/2019	0.9			7.1	8.4	4.1		11
9/12/2019			5.4					
9/16/2019								
9/17/2019		7.7						
3/10/2020								11
3/11/2020								
3/12/2020	0.42 (J)							
3/13/2020								

Prediction Limit

Constituent: Calcium (mg/L) Analysis Run 4/12/2024 12:10 PM View: Appendix III - Interwell

Plant Wansley Data: Wansley Landfill

	GWC-24	GWC-15	GWC-19	GWC-16	GWC-20	GWC-21	GWC-22	GWA-3 (bg)
3/16/2020		14						
3/17/2020				7.4				
3/18/2020			11		8.9	7.3	11	
9/9/2020								12
9/10/2020		7.8					10	
9/11/2020				6.9				
9/14/2020								
9/15/2020	0.15 (J)		5.7		8.1	6.4		
9/16/2020								
3/15/2021							11	16
3/16/2021					8.9	6		
3/17/2021			9.6	7.3				
3/18/2021	0.18 (J)	12						
8/16/2021								
8/18/2021								16
8/19/2021	0.32 (J)					10	11	
8/20/2021				7.1				
8/23/2021								
8/24/2021		8.6	9.3		9.2			
8/25/2021								
2/28/2022								
3/1/2022								15
3/2/2022								
3/7/2022		11			8.6	6.5		
3/8/2022			9	6.6			11	
3/9/2022								
3/10/2022	0.14 (J)							
8/9/2022								17
8/10/2022								
8/11/2022			4.7					
8/15/2022								
8/16/2022		7.7		7	8.8	7		
8/17/2022							9.8	
8/18/2022	0.3 (J)							
2/13/2023								
2/14/2023							11	18
2/15/2023								
2/16/2023	0.19 (J)							
2/17/2023								
2/20/2023				7.5				
2/21/2023		10	11			5.7		
2/22/2023					9.3			
8/8/2023								19
8/9/2023			5.7		9.6	9.3		
8/10/2023								
8/14/2023		9		7.8			11	
8/15/2023								
8/16/2023	0.2 (J)							
2/13/2024								
2/14/2024							11	
2/19/2024						5.5		
2/20/2024					9.7			

Prediction Limit

Constituent: Calcium (mg/L) Analysis Run 4/12/2024 12:10 PM View: Appendix III - Interwell

Plant Wansley Data: Wansley Landfill

	GWC-24	GWC-15	GWC-19	GWC-16	GWC-20	GWC-21	GWC-22	GWA-3 (bg)
2/21/2024		10	11	7.6				
2/22/2024	1.4							

Prediction Limit

Constituent: Chloride (mg/L) Analysis Run 4/12/2024 12:10 PM View: Appendix III - Interwell

Plant Wansley Data: Wansley Landfill

	GWA-29 (bg)	GWA-28 (bg)	GWC-30	GWA-4 (bg)	GWC-32	GWC-27	GWC-33	GWA-2 (bg)	GWA-1 (bg)
3/22/2016	1.5096	1.3716							
3/23/2016			1.3598	9.041	1.0533	1.0825	2.2604	2.5102	1.8057
3/24/2016									
3/28/2016									
3/29/2016									
3/30/2016									
3/31/2016									
5/19/2016	1.51			13.1					
5/20/2016			1.4						1.84
5/23/2016		1.33							
5/24/2016					1.1	1.08		4.52	
5/25/2016									
5/26/2016									
7/21/2016	1.6		1.4	17					1.9
7/22/2016					1.1				
7/25/2016		1.4							
7/26/2016						1.1		4	
7/27/2016									
9/14/2016				17					
9/15/2016		1.3							1.8
9/16/2016					1.1			4.1	
9/19/2016						1			
9/20/2016			1.3						
11/9/2016		1.4							
11/10/2016				23				4.6	
11/11/2016						0.97 (J)			1.8
11/14/2016			1.3						
11/15/2016					1.1				
11/16/2016									
11/17/2016							2.5		
11/18/2016									
1/17/2017	1.3	1.3		14					
1/19/2017								5.6	1.8
1/20/2017						0.99 (J)			
1/24/2017			1.3						
1/25/2017							2.1		
1/26/2017					1.1				
1/31/2017									
2/1/2017									
2/2/2017									
2/3/2017									
3/16/2017		1.2		16		1			1.7
3/17/2017			1.3					4.4	
3/22/2017									
3/23/2017							2		
3/24/2017					1.1				
3/28/2017									
3/29/2017									
4/27/2017	1.4	1.2		15					
4/28/2017						0.96 (J)		4.7	1.7
5/1/2017			1.3				2.1		
5/2/2017					0.99 (J)				

Prediction Limit

Constituent: Chloride (mg/L) Analysis Run 4/12/2024 12:10 PM View: Appendix III - Interwell

Plant Wansley Data: Wansley Landfill

	GWA-29 (bg)	GWA-28 (bg)	GWC-30	GWA-4 (bg)	GWC-32	GWC-27	GWC-33	GWA-2 (bg)	GWA-1 (bg)
5/3/2017									
5/4/2017									
7/18/2017	1.2								
7/19/2017							2.1		
8/1/2017	1.3								
8/4/2017							1.9		
8/24/2017							1.9		
10/3/2017	1.2	1.2		17		0.96 (J)		4.7	
10/4/2017			1.2						1.7
10/5/2017							2.1		
10/6/2017					1.1				
1/19/2018	1	1.1				0.91 (J)		4.3	1.6
1/22/2018				15					
1/23/2018					<1		2		
1/24/2018			1.1						
1/25/2018									
1/26/2018									
6/19/2018	1.2	1.2		12				3.6	1.7
6/20/2018									
6/21/2018			1.2						
6/25/2018									
6/26/2018					0.89 (J)		2		
6/27/2018						0.92 (J)			
9/25/2018	1.2	1.2		17				4.9	1.7
9/26/2018									
9/27/2018						1			
9/28/2018									
10/1/2018									
10/2/2018					1		2.2		
10/3/2018			1.4						
1/17/2019				11				3.7	1.8
1/18/2019	1.3								
1/21/2019		1.2							
1/22/2019									
1/24/2019						1.1			
1/25/2019									
1/28/2019									
1/30/2019			1.2		0.98 (J)		2.2		
1/31/2019									
6/24/2019				11				6.1	1.7
6/25/2019	24	1.3							
6/26/2019						1.1	2.2		
6/27/2019			1.4		1.1				
9/9/2019									1.9
9/10/2019	1.3	1.3	1.3	17				5.1	
9/11/2019									
9/12/2019					0.99 (J)	0.88 (J)	2.1		
9/16/2019									
9/17/2019									
3/10/2020	1.1	1.4		10				3.9	2
3/11/2020			1.5						
3/12/2020						1.3	2.4		

ND substitution: RL or RL/2 if <15% NDs.

Prediction Limit

Constituent: Chloride (mg/L) Analysis Run 4/12/2024 12:10 PM View: Appendix III - Interwell

Plant Wansley Data: Wansley Landfill

	GWA-29 (bg)	GWA-28 (bg)	GWC-30	GWA-4 (bg)	GWC-32	GWC-27	GWC-33	GWA-2 (bg)	GWA-1 (bg)
3/13/2020									
3/16/2020									
3/17/2020									
3/18/2020					1.4				
9/9/2020	1.2	1.3		13		1.1			2
9/10/2020			1.4					5.1	
9/11/2020									
9/14/2020									
9/15/2020					1.1				
9/16/2020							2.2		
3/15/2021	1.2	1.2		6.7				4	2.2
3/16/2021									
3/17/2021					1.2				
3/18/2021			1.4			1.2	2.2		
8/16/2021		1.5							2.3
8/18/2021	1.4			11				5.2	
8/19/2021									
8/20/2021									
8/23/2021			1.5			1.1			
8/24/2021					1.3		2.6		
8/25/2021									
2/28/2022									2.1
3/1/2022		1.2		8.6				4.2	
3/2/2022	1.2		1.3						
3/7/2022									
3/8/2022						0.72 (J)			
3/9/2022					1		1.5		
3/10/2022									
8/9/2022	1.1	1.2		14				5.3	2
8/10/2022			1.3		1.1	0.97 (J)			
8/11/2022									
8/15/2022							1.9		
8/16/2022									
8/17/2022									
8/18/2022									
2/13/2023	1								
2/14/2023		1.2	1.3	9.9				3.6	2
2/15/2023					1.2				
2/16/2023									
2/17/2023									
2/20/2023						0.92 (J)	1.8		
2/21/2023									
2/22/2023									
8/8/2023	1.2								
8/9/2023		1.3		13				5.4	2.1
8/10/2023									
8/14/2023									
8/15/2023					1.2	0.98 (J)	1.9		
8/16/2023			1.4						
2/13/2024									2
2/14/2024	0.93 (J)	1.1		12				2.8	
2/19/2024									

Prediction Limit

Constituent: Chloride (mg/L) Analysis Run 4/12/2024 12:10 PM View: Appendix III - Interwell

Plant Wansley Data: Wansley Landfill

	GWA-29 (bg)	GWA-28 (bg)	GWC-30	GWA-4 (bg)	GWC-32	GWC-27	GWC-33	GWA-2 (bg)	GWA-1 (bg)
2/20/2024					1.8	1.4	2.4		
2/21/2024			1.8						
2/22/2024									

Prediction Limit

Constituent: Chloride (mg/L) Analysis Run 4/12/2024 12:10 PM View: Appendix III - Interwell

Plant Wansley Data: Wansley Landfill

	GWC-34	GWC-35	GWC-26	GWC-5	GWC-6	GWC-25	GWC-9	GWC-13	GWC-8
3/22/2016									
3/23/2016									
3/24/2016	1.2259	4.4998	2.8217						
3/28/2016				9.818	5.312	5.992			
3/29/2016							7.395	1.3057	3.5914
3/30/2016									
3/31/2016									
5/19/2016									
5/20/2016									
5/23/2016	1.19	4.19		10.4					
5/24/2016					6.21		16.4		3.16
5/25/2016			2.93					1.27	
5/26/2016						8.14			
7/21/2016	1.3	4.4		11	6.6				
7/22/2016									
7/25/2016							55		
7/26/2016			3					1.4	5.9
7/27/2016						6.3			
9/14/2016									
9/15/2016	1.2	4		10	6.1			1.3	
9/16/2016									
9/19/2016			2.9			5.1	73		5.4
9/20/2016									
11/9/2016									
11/10/2016									
11/11/2016									
11/14/2016			2.8						
11/15/2016	1.2	4.2		11		3.9			
11/16/2016					6.2		83		6.2
11/17/2016								1.2	
11/18/2016									
1/17/2017									
1/19/2017			2.8						
1/20/2017									
1/24/2017						3.6			
1/25/2017	1.2								
1/26/2017		4.2		9.2	5.8				3.6
1/31/2017							17	1.2	
2/1/2017									
2/2/2017									
2/3/2017									
3/16/2017			2.7						
3/17/2017									
3/22/2017	1.1	3.9		8.7	5.2				
3/23/2017						3.2	8.2	1.2	3.9
3/24/2017									
3/28/2017									
3/29/2017									
4/27/2017									
4/28/2017									
5/1/2017	1.1		2.8						
5/2/2017		4		13	5.1	3.5	11		

Prediction Limit

Constituent: Chloride (mg/L) Analysis Run 4/12/2024 12:10 PM View: Appendix III - Interwell

Plant Wansley Data: Wansley Landfill

	GWC-34	GWC-35	GWC-26	GWC-5	GWC-6	GWC-25	GWC-9	GWC-13	GWC-8
5/3/2017								1.1	6.1
5/4/2017									
7/18/2017									
7/19/2017									
8/1/2017									
8/4/2017									
8/24/2017									
10/3/2017	1.1	3.8		12	5.4		10		
10/4/2017			2.8						
10/5/2017						3.5		1.1	6.4
10/6/2017									
1/19/2018									
1/22/2018			2.6						
1/23/2018	0.95 (J)	3.5		13	5.1				
1/24/2018							5.6		3.5
1/25/2018						3.6		1	
1/26/2018									
6/19/2018		3.4							
6/20/2018	1.1							1.2	
6/21/2018							4.5		4.5
6/25/2018				12	5.5				
6/26/2018									
6/27/2018			2.8			5.2			
9/25/2018					6.3				
9/26/2018						5.6	19		5.4
9/27/2018			3						
9/28/2018									
10/1/2018		3.6							
10/2/2018	1.1							1.3	
10/3/2018				17					
1/17/2019									
1/18/2019									
1/21/2019		3.5							
1/22/2019							2.3	1.2	2.8
1/24/2019			3.1			8.7			
1/25/2019									
1/28/2019	1.3								
1/30/2019				15	5.3				
1/31/2019									
6/24/2019									
6/25/2019			3			9	7.7	1.3	3.9
6/26/2019	1.2	3.4		10	6				
6/27/2019									
9/9/2019									
9/10/2019									6
9/11/2019	1.1					7.9			
9/12/2019		3.2	2.3	13	7.7			1	
9/16/2019							29		
9/17/2019									
3/10/2020									
3/11/2020	1.4	3.5							
3/12/2020						6.9		1.3	2.9

Prediction Limit

Constituent: Chloride (mg/L) Analysis Run 4/12/2024 12:10 PM View: Appendix III - Interwell

Plant Wansley Data: Wansley Landfill

	GWC-34	GWC-35	GWC-26	GWC-5	GWC-6	GWC-25	GWC-9	GWC-13	GWC-8
3/13/2020			3.1						
3/16/2020				9.5	9.7		2.3		
3/17/2020									
3/18/2020									
9/9/2020				10					
9/10/2020								1.4	
9/11/2020	1.2	3.9			8.1		17		
9/14/2020						8.2			5.5
9/15/2020			3.1						
9/16/2020									
3/15/2021									
3/16/2021	1.1	4.2					3.3		3.7
3/17/2021			3	9.7	7.8	5.9		1.4	
3/18/2021									
8/16/2021									
8/18/2021		4.5			7.5				
8/19/2021			3.1	10		5.9			
8/20/2021									4.1
8/23/2021								1.3	
8/24/2021	1.4								
8/25/2021							7.4		
2/28/2022									
3/1/2022									
3/2/2022	1.1	4.6		11	7.6				3
3/7/2022									
3/8/2022						4.6		1.4	
3/9/2022			3.3				4		
3/10/2022									
8/9/2022									
8/10/2022	1.2		2.9			7.4			
8/11/2022				10	8.4				5.3
8/15/2022		5.1						1.3	
8/16/2022							11		
8/17/2022									
8/18/2022									
2/13/2023									
2/14/2023									
2/15/2023							4		2
2/16/2023									
2/17/2023									
2/20/2023	1.1	6.8		9.4	5.7				
2/21/2023			2.6			5.9		1.1	
2/22/2023									
8/8/2023									
8/9/2023							12		5.4
8/10/2023									
8/14/2023				9.7	6.7				
8/15/2023						8.9			
8/16/2023	1.2	11	3					1.4	
2/13/2024									
2/14/2024				11	5.3				
2/19/2024							6.7	1.8	

Prediction Limit

Constituent: Chloride (mg/L) Analysis Run 4/12/2024 12:10 PM View: Appendix III - Interwell

Plant Wansley Data: Wansley Landfill

	GWC-34	GWC-35	GWC-26	GWC-5	GWC-6	GWC-25	GWC-9	GWC-13	GWC-8
2/20/2024			3.6						
2/21/2024						8.3			3
2/22/2024	1.6	19							

Prediction Limit

Constituent: Chloride (mg/L) Analysis Run 4/12/2024 12:11 PM View: Appendix III - Interwell

Plant Wansley Data: Wansley Landfill

	GWC-23	GWC-12	GWC-11	GWC-31	GWC-24	GWC-17	GWC-10	GWC-21	GWC-19
3/22/2016									
3/23/2016									
3/24/2016									
3/28/2016									
3/29/2016	1.9463	10.931	3.4214						
3/30/2016				1.9069	4.6264	1.3046	3.7204	3.9326	2.2278
3/31/2016									
5/19/2016									
5/20/2016									
5/23/2016									
5/24/2016									
5/25/2016	1.96	10.5	5.33	1.89	4.6	1.31	3.89		
5/26/2016								3.59	1.53
7/21/2016									
7/22/2016		13							
7/25/2016			5.8						1.5
7/26/2016								3.3	
7/27/2016	2.1				4.9	1.4	6.5		
9/14/2016									
9/15/2016		13							
9/16/2016					3.6		5.9		
9/19/2016			5.2			1.3			1.4
9/20/2016	1.9							3.1	
11/9/2016									
11/10/2016									
11/11/2016									
11/14/2016									
11/15/2016									
11/16/2016		14	6.7						
11/17/2016						1.3	7.9	3	1.4
11/18/2016	1.8				3.4				
1/17/2017									
1/19/2017									
1/20/2017									
1/24/2017									
1/25/2017				1.9					
1/26/2017									
1/31/2017		17	2.1						
2/1/2017						1.2	4.9		
2/2/2017								<1	3.1
2/3/2017	1.9				3.6				
3/16/2017									
3/17/2017									
3/22/2017									
3/23/2017		20	2						
3/24/2017						1.1	2.6		2.1
3/28/2017	1.8							3.4	
3/29/2017					3.2				
4/27/2017									
4/28/2017									
5/1/2017									
5/2/2017			3.3						

ND substitution: RL or RL/2 if <15% NDs.

Prediction Limit

Constituent: Chloride (mg/L) Analysis Run 4/12/2024 12:11 PM View: Appendix III - Interwell

Plant Wansley Data: Wansley Landfill

	GWC-23	GWC-12	GWC-11	GWC-31	GWC-24	GWC-17	GWC-10	GWC-21	GWC-19
5/3/2017		18				1.2	3.9		1.8
5/4/2017	1.8				3.2			3.4	
7/18/2017									
7/19/2017				1.6					
8/1/2017									
8/4/2017									
8/24/2017									
10/3/2017									
10/4/2017		18	3.5			1.1	3.9		
10/5/2017	1.8				3.3				1.6
10/6/2017				1.7				3.2	
1/19/2018									
1/22/2018									
1/23/2018				1.4					
1/24/2018		19	2.3						
1/25/2018	1.6				3.1	0.99 (J)	4.2		1.7
1/26/2018								3.3	
6/19/2018									
6/20/2018	1.9		3.1					3.5	
6/21/2018							4.6		1.6
6/25/2018									
6/26/2018		20				1.1			
6/27/2018				1.5	3.8				
9/25/2018									
9/26/2018									
9/27/2018			3.3				5.4	3.1	1.3
9/28/2018		21			3.8				
10/1/2018	1.9								
10/2/2018						1.2			
10/3/2018				1.7					
1/17/2019									
1/18/2019									
1/21/2019									
1/22/2019									
1/24/2019			0.94 (J)			1.2		4.1	
1/25/2019	2	23							
1/28/2019									2.2
1/30/2019									
1/31/2019				1.3	4.1		4		
6/24/2019									
6/25/2019						1.2		3.5	
6/26/2019	2	21	3.2	1.5	4.4		4.2		1.5
6/27/2019									
9/9/2019									
9/10/2019									
9/11/2019		23			4.2	1.1		2.9	
9/12/2019	1.9								1.3
9/16/2019			3.1						
9/17/2019							3.6		
3/10/2020									
3/11/2020									
3/12/2020					4.2				

Prediction Limit

Constituent: Chloride (mg/L) Analysis Run 4/12/2024 12:11 PM View: Appendix III - Interwell

Plant Wansley Data: Wansley Landfill

	GWC-23	GWC-12	GWC-11	GWC-31	GWC-24	GWC-17	GWC-10	GWC-21	GWC-19
3/13/2020									
3/16/2020			0.81 (J)						
3/17/2020				1.6		1.3	3.7		
3/18/2020	2.1	22						3.8	2.5
9/9/2020									
9/10/2020	2.1	25	4.2				4.6		
9/11/2020				1.7					
9/14/2020						1.3			
9/15/2020					4.9			3.2	1.4
9/16/2020									
3/15/2021									
3/16/2021		27		1.4		1.2		3.5	
3/17/2021			2.8						2.2
3/18/2021	2				4.4		3.2		
8/16/2021									
8/18/2021									
8/19/2021		27			5.2			15	
8/20/2021						1.4	4.8		
8/23/2021	2.2		2.7						
8/24/2021									1.9
8/25/2021				1.5					
2/28/2022									
3/1/2022									
3/2/2022									
3/7/2022		33	1.4					3.7	
3/8/2022						0.86 (J)	4.8		1.5
3/9/2022	1.4								
3/10/2022				0.94 (J)	3.2				
8/9/2022									
8/10/2022									
8/11/2022						1.2			1.2
8/15/2022			2.3						
8/16/2022	2	31		1.6			3.7	2.7	
8/17/2022									
8/18/2022					5.2				
2/13/2023									
2/14/2023									
2/15/2023		25					4.8		
2/16/2023					4.5				
2/17/2023									
2/20/2023						1.2			
2/21/2023	1.7		0.8 (J)					2.6	1.7
2/22/2023				1					
8/8/2023									
8/9/2023								2.6	1.3
8/10/2023						1.3	5.8		
8/14/2023		25	1.9						
8/15/2023	1.9								
8/16/2023				1.3	4.1				
2/13/2024									
2/14/2024			1.4						
2/19/2024	2.4							3.5	

Prediction Limit

Constituent: Chloride (mg/L) Analysis Run 4/12/2024 12:11 PM View: Appendix III - Interwell
Plant Wansley Data: Wansley Landfill

	GWC-23	GWC-12	GWC-11	GWC-31	GWC-24	GWC-17	GWC-10	GWC-21	GWC-19
2/20/2024		26				1.6	7.4		
2/21/2024				1.6					2.5
2/22/2024					5.5				

Prediction Limit

Constituent: Chloride (mg/L) Analysis Run 4/12/2024 12:11 PM View: Appendix III - Interwell

Plant Wansley Data: Wansley Landfill

	GWC-18	GWC-14	GWC-15	GWC-20	GWC-16	GWA-3 (bg)	GWC-22	GWC-7
3/22/2016								
3/23/2016								
3/24/2016								
3/28/2016								
3/29/2016								8.5125 (O)
3/30/2016	1.9012	49.11	9.921	2.0074	1.4751			
3/31/2016						8.3045	1.8479	
5/19/2016								
5/20/2016								
5/23/2016								
5/24/2016								32.8
5/25/2016		65.8	6.31		1.43	10.1		
5/26/2016	1.78			2			1.71	
7/21/2016								
7/22/2016								31
7/25/2016	1.7			2.1				
7/26/2016		64	3.6				1.8	
7/27/2016					1.7	10		
9/14/2016								
9/15/2016		110						29
9/16/2016					1.5			
9/19/2016	1.6							
9/20/2016			2.7	2			1.7	
11/9/2016								
11/10/2016								
11/11/2016								
11/14/2016								
11/15/2016								
11/16/2016								32
11/17/2016	1.5	180	2.5	1.9	1.4		1.7	
11/18/2016								
1/17/2017								
1/19/2017								
1/20/2017								
1/24/2017								
1/25/2017								
1/26/2017								29
1/31/2017								
2/1/2017	1.9	46	5.4		1.4			
2/2/2017				1.9				
2/3/2017							1.6	
3/16/2017								
3/17/2017								
3/22/2017								28
3/23/2017		68	6.6					
3/24/2017	1.8				1.3			
3/28/2017				1.8			1.5	
3/29/2017								
4/27/2017								
4/28/2017								
5/1/2017								
5/2/2017								26

Prediction Limit

Constituent: Chloride (mg/L) Analysis Run 4/12/2024 12:11 PM View: Appendix III - Interwell

Plant Wansley Data: Wansley Landfill

	GWC-18	GWC-14	GWC-15	GWC-20	GWC-16	GWA-3 (bg)	GWC-22	GWC-7
5/3/2017	1.6	49	5.1		1.3		1.5	
5/4/2017				1.9				
7/18/2017								
7/19/2017								
8/1/2017								
8/4/2017								
8/24/2017								
10/3/2017						9.5		23
10/4/2017		160	4.2					
10/5/2017	1.5				1.3		1.5	
10/6/2017				1.8				
1/19/2018								
1/22/2018								
1/23/2018								18
1/24/2018								
1/25/2018	1.6	52	6.5		1.2		1.3	
1/26/2018				1.6				
6/19/2018								
6/20/2018		150	3.4		1.3	12	1.5	
6/21/2018	1.5			1.9				
6/25/2018								19
6/26/2018								
6/27/2018								
9/25/2018								
9/26/2018								
9/27/2018				1.8				
9/28/2018	1.6							
10/1/2018		74	4.3		1.4		1.6	
10/2/2018								19
10/3/2018								
1/17/2019								
1/18/2019						19		
1/21/2019								17
1/22/2019		80	9.1					
1/24/2019							1.6	
1/25/2019					1.5			
1/28/2019	1.7			2				
1/30/2019								
1/31/2019								
6/24/2019								
6/25/2019		82	5.8	1.9	1.5	<1	1.7	16
6/26/2019								
6/27/2019	1.6							
9/9/2019								
9/10/2019							1.6	15
9/11/2019	1.5			1.9	1.6	22		
9/12/2019		190						
9/16/2019								
9/17/2019			2.8					
3/10/2020						43		
3/11/2020								
3/12/2020								13

ND substitution: RL or RL/2 if <15% NDs.

Prediction Limit

Constituent: Chloride (mg/L) Analysis Run 4/12/2024 12:11 PM View: Appendix III - Interwell

Plant Wansley Data: Wansley Landfill

	GWC-18	GWC-14	GWC-15	GWC-20	GWC-16	GWA-3 (bg)	GWC-22	GWC-7
3/13/2020								
3/16/2020			9.5					
3/17/2020	1.9	120			1.9			
3/18/2020				2.1			1.8	
9/9/2020						34		
9/10/2020		140	3.7				1.6	
9/11/2020					1.7			
9/14/2020	1.8							12
9/15/2020				2				
9/16/2020								
3/15/2021						49	1.5	
3/16/2021	1.8			2				13
3/17/2021		140			1.6			
3/18/2021			6.3					
8/16/2021								
8/18/2021						41		
8/19/2021							1.8	12
8/20/2021					1.8			
8/23/2021		99						
8/24/2021	2		5.1	2.5				
8/25/2021								
2/28/2022								
3/1/2022						15		
3/2/2022								22
3/7/2022		160	8.8	2.3				
3/8/2022	1.6				1.7		1.3	
3/9/2022								
3/10/2022								
8/9/2022						44		
8/10/2022								
8/11/2022	1.6							26
8/15/2022								
8/16/2022		150	3.7	1.9	1.6			
8/17/2022							1.5	
8/18/2022								
2/13/2023								
2/14/2023						18	1.4	
2/15/2023								
2/16/2023								
2/17/2023		84						
2/20/2023	1.5				1.4			
2/21/2023			3					35
2/22/2023				1.7				
8/8/2023						59		
8/9/2023	1.7			2				19
8/10/2023								
8/14/2023		44	3.8		1.4		1.4	
8/15/2023								
8/16/2023								
2/13/2024								
2/14/2024							1.4	
2/19/2024		110						

Prediction Limit

Constituent: Chloride (mg/L) Analysis Run 4/12/2024 12:11 PM View: Appendix III - Interwell
Plant Wansley Data: Wansley Landfill

	GWC-18	GWC-14	GWC-15	GWC-20	GWC-16	GWA-3 (bg)	GWC-22	GWC-7
2/20/2024				2.5				
2/21/2024	2.1		6.4		2			27
2/22/2024								

Prediction Limit

Constituent: Fluoride (mg/L) Analysis Run 4/12/2024 12:11 PM View: Appendix III - Interwell

Plant Wansley Data: Wansley Landfill

	GWA-28 (bg)	GWA-29 (bg)	GWA-1 (bg)	GWC-27	GWA-2 (bg)	GWC-30	GWC-33	GWC-32	GWA-4 (bg)
3/22/2016	1.4375	2.2163							
3/23/2016			0.019 (J)	0.4759	0.0276 (J)	0.0999 (J)	2.8158	2.1209	0.0713 (J)
3/24/2016									
3/28/2016									
3/29/2016									
3/30/2016									
3/31/2016									
5/19/2016		2.35							0.078 (J)
5/20/2016			0.02 (J)			0.104 (J)			
5/23/2016	1.62								
5/24/2016				0.198 (J)	0.023 (J)			2.71	
5/25/2016									
5/26/2016									
7/21/2016		3.2	<0.1			0.11 (J)			<0.1
7/22/2016								3.5	
7/25/2016	1.7								
7/26/2016				1.2	<0.1				
7/27/2016									
9/14/2016									<0.1
9/15/2016	1.6		<0.1						
9/16/2016					<0.1			3.5	
9/19/2016				0.64					
9/20/2016						0.092 (J)			
11/9/2016	1.7								
11/10/2016					<0.1				<0.1
11/11/2016			<0.1	1.2					
11/14/2016						<0.1			
11/15/2016								3.2	
11/16/2016									
11/17/2016							4.1		
11/18/2016									
1/17/2017	1.6	2.6							<0.1
1/19/2017			<0.1		<0.1				
1/20/2017				0.83					
1/24/2017						0.094 (J)			
1/25/2017							5.6		
1/26/2017								3.9	
1/31/2017									
2/1/2017									
2/2/2017									
2/3/2017									
3/16/2017	1.7		<0.1	0.32					<0.1
3/17/2017					<0.1	0.084 (J)			
3/22/2017									
3/23/2017							3.1		
3/24/2017								3.2	
3/28/2017									
3/29/2017									
4/27/2017	1.4	2.5							<0.1
4/28/2017			<0.1	0.83	<0.1				
5/1/2017						0.092 (J)	4.2		
5/2/2017								3.5	

ND substitution: RL or RL/2 if <15% NDs.

Prediction Limit

Constituent: Fluoride (mg/L) Analysis Run 4/12/2024 12:11 PM View: Appendix III - Interwell

Plant Wansley Data: Wansley Landfill

	GWA-28 (bg)	GWA-29 (bg)	GWA-1 (bg)	GWC-27	GWA-2 (bg)	GWC-30	GWC-33	GWC-32	GWA-4 (bg)
5/3/2017									
5/4/2017									
7/18/2017		2.2							
7/19/2017							3.4		
8/1/2017		2.5							
8/4/2017							4		
8/24/2017							4.2		
10/3/2017	1.7	2.3		0.18 (J)	<0.1				<0.1
10/4/2017			<0.1			0.091 (J)			
10/5/2017							3.9		
10/6/2017								3.5	
1/19/2018	1.4	2.1	<0.1	0.6	<0.1				
1/22/2018									<0.1
1/23/2018							3.4	3.1	
1/24/2018						<0.1			
1/25/2018									
1/26/2018									
6/19/2018	1.6	2.3	<0.1		<0.1				0.084 (J)
6/20/2018									
6/21/2018						<0.1			
6/25/2018									
6/26/2018							2.1	2.6	
6/27/2018				0.73					
9/25/2018	1.7	2.3	<0.1		<0.1				<0.1
9/26/2018									
9/27/2018				0.91					
9/28/2018									
10/1/2018									
10/2/2018							2.1	2.4	
10/3/2018						0.13 (J)			
1/17/2019			<0.1		<0.1				0.06 (J)
1/18/2019		2							
1/21/2019	1.6								
1/22/2019									
1/24/2019				0.039 (J)					
1/25/2019									
1/28/2019									
1/30/2019						0.1 (J)	2.3	2.3	
1/31/2019									
6/24/2019			0.031 (J)		0.032 (J)				0.08 (J)
6/25/2019	1.9	0.034 (J)							
6/26/2019				0.85			2.4		
6/27/2019						0.073 (J)		2	
9/9/2019			<0.1						
9/10/2019	1.8	2.6			<0.1	0.1 (J)			0.091 (J)
9/11/2019									
9/12/2019				0.18			2.4	2.8	
9/16/2019									
9/17/2019									
3/10/2020	2	1.7	<0.1		<0.1				0.056 (J)
3/11/2020						0.066 (J)			
3/12/2020				0.044 (J)			2.1		

ND substitution: RL or RL/2 if <15% NDs.

Prediction Limit

Constituent: Fluoride (mg/L) Analysis Run 4/12/2024 12:11 PM View: Appendix III - Interwell

Plant Wansley Data: Wansley Landfill

	GWA-28 (bg)	GWA-29 (bg)	GWA-1 (bg)	GWC-27	GWA-2 (bg)	GWC-30	GWC-33	GWC-32	GWA-4 (bg)
3/13/2020									
3/16/2020									
3/17/2020									
3/18/2020								2.8	
9/9/2020	1.8	1.9	<0.1	0.8					0.06 (J)
9/10/2020					<0.1	0.081 (J)			
9/11/2020									
9/14/2020									
9/15/2020								2.2	
9/16/2020							1.4		
3/15/2021	1.3	1.7	0.036 (J)		<0.1				0.046 (J)
3/16/2021									
3/17/2021								2.3	
3/18/2021				0.72		0.072 (J)	2.1		
8/16/2021	1.6		<0.1						
8/18/2021		2			<0.1				0.079 (J)
8/19/2021									
8/20/2021									
8/23/2021				0.27		0.12			
8/24/2021							1.1	2.1	
8/25/2021									
2/28/2022			<0.1						
3/1/2022	1.3				<0.1				0.035 (J)
3/2/2022		1.8				0.047 (J)			
3/7/2022									
3/8/2022				0.5					
3/9/2022							2.1	1.9	
3/10/2022									
8/9/2022	1.5	1.9	<0.1		<0.1				0.066 (J)
8/10/2022				0.67		0.075 (J)		2.1	
8/11/2022									
8/15/2022							2.3		
8/16/2022									
8/17/2022									
8/18/2022									
2/13/2023		1.7							
2/14/2023	2		<0.1		<0.1	0.091 (J)			0.076 (J)
2/15/2023								2.3	
2/16/2023									
2/17/2023									
2/20/2023				0.16			2.4		
2/21/2023									
2/22/2023									
8/8/2023		2.1							
8/9/2023	1.8		<0.1		<0.1				0.08 (J)
8/10/2023									
8/14/2023									
8/15/2023				0.61			2	2	
8/16/2023						0.073 (J)			
2/13/2024			<0.1						
2/14/2024	0.95	1.2			<0.1				<0.1
2/19/2024									

ND substitution: RL or RL/2 if <15% NDs.

Prediction Limit

Constituent: Fluoride (mg/L) Analysis Run 4/12/2024 12:11 PM View: Appendix III - Interwell

Plant Wansley Data: Wansley Landfill

	GWA-28 (bg)	GWA-29 (bg)	GWA-1 (bg)	GWC-27	GWA-2 (bg)	GWC-30	GWC-33	GWC-32	GWA-4 (bg)
2/20/2024				0.49			2.1	2.5	
2/21/2024						<0.1			
2/22/2024									

ND substitution: RL or RL/2 if <15% NDs.

Prediction Limit

Constituent: Fluoride (mg/L) Analysis Run 4/12/2024 12:11 PM View: Appendix III - Interwell

Plant Wansley Data: Wansley Landfill

	GWC-34	GWC-35	GWC-26	GWC-25	GWC-6	GWC-5	GWC-9	GWC-11	GWC-13
3/22/2016									
3/23/2016									
3/24/2016	0.1653 (J)	0.0396 (J)	0.0318 (J)						
3/28/2016				0.0542 (J)	0.0752 (J)	0.1116 (J)			
3/29/2016							0.0671 (J)	0.1377 (J)	0.1084 (J)
3/30/2016									
3/31/2016									
5/19/2016									
5/20/2016									
5/23/2016	0.155 (J)	0.0343 (J)				0.1022 (J)			
5/24/2016					0.081 (J)		0.06 (J)		
5/25/2016			0.0282 (J)					0.1521 (J)	0.1002 (J)
5/26/2016				0.034 (J)					
7/21/2016	0.19 (J)	<0.1			0.088 (J)	0.11 (J)			
7/22/2016									
7/25/2016							0.096 (J)	0.21	
7/26/2016			<0.1						0.12 (J)
7/27/2016				<0.1					
9/14/2016									
9/15/2016	0.16 (J)	<0.1			0.084 (J)	0.084 (J)			0.1 (J)
9/16/2016									
9/19/2016			<0.1	<0.1			<0.1	0.15 (J)	
9/20/2016									
11/9/2016									
11/10/2016									
11/11/2016									
11/14/2016			<0.1						
11/15/2016	0.14 (J)	<0.1		<0.1		<0.1			
11/16/2016					<0.1		<0.1	0.14 (J)	
11/17/2016									0.092 (J)
11/18/2016									
1/17/2017									
1/19/2017			<0.1						
1/20/2017									
1/24/2017				<0.1					
1/25/2017	0.16 (J)								
1/26/2017		<0.1			<0.1	<0.1			
1/31/2017							<0.1	<0.1	0.11 (J)
2/1/2017									
2/2/2017									
2/3/2017									
3/16/2017			<0.1						
3/17/2017									
3/22/2017	0.14 (J)	<0.1			<0.1	<0.1			
3/23/2017				<0.1			0.12 (J)	0.097 (J)	0.088 (J)
3/24/2017									
3/28/2017									
3/29/2017									
4/27/2017									
4/28/2017									
5/1/2017	0.16 (J)		<0.1						
5/2/2017		<0.1		<0.1	<0.1	0.1 (J)	<0.1	0.11 (J)	

ND substitution: RL or RL/2 if <15% NDs.

Prediction Limit

Constituent: Fluoride (mg/L) Analysis Run 4/12/2024 12:11 PM View: Appendix III - Interwell

Plant Wansley Data: Wansley Landfill

	GWC-34	GWC-35	GWC-26	GWC-25	GWC-6	GWC-5	GWC-9	GWC-11	GWC-13
5/3/2017									0.098 (J)
5/4/2017									
7/18/2017									
7/19/2017									
8/1/2017									
8/4/2017									
8/24/2017									
10/3/2017	0.17 (J)	<0.1			<0.1	0.089 (J)	<0.1		
10/4/2017			<0.1					0.16 (J)	
10/5/2017				<0.1					0.1 (J)
10/6/2017									
1/19/2018									
1/22/2018			<0.1						
1/23/2018	0.13 (J)	<0.1			<0.1	0.085 (J)			
1/24/2018							<0.1	0.11 (J)	
1/25/2018				<0.1					0.1 (J)
1/26/2018									
6/19/2018		<0.1							
6/20/2018	0.18 (J)							0.13 (J)	0.11 (J)
6/21/2018							<0.1		
6/25/2018					<0.1	0.097 (J)			
6/26/2018									
6/27/2018			<0.1	<0.1					
9/25/2018					<0.1				
9/26/2018				<0.1			0.082 (J)		
9/27/2018			<0.1					0.12 (J)	
9/28/2018									
10/1/2018		<0.1							
10/2/2018	0.18 (J)								0.13 (J)
10/3/2018						0.13 (J)			
1/17/2019									
1/18/2019									
1/21/2019		0.031 (J)							
1/22/2019							0.065 (J)		0.1 (J)
1/24/2019			<0.1	<0.1				0.076 (J)	
1/25/2019									
1/28/2019	0.19 (J)								
1/30/2019					0.078 (J)	0.11 (J)			
1/31/2019									
6/24/2019									
6/25/2019			0.047 (J)	0.033 (J)			0.066 (J)		0.084 (J)
6/26/2019	0.11 (J)	0.045 (J)			0.059 (J)	0.081 (J)		0.096 (J)	
6/27/2019									
9/9/2019									
9/10/2019									
9/11/2019	0.15			0.039 (J)					
9/12/2019		0.038 (J)	<0.1		0.076 (J)	0.078 (J)			0.065 (J)
9/16/2019							0.062 (J)	0.12 (J)	
9/17/2019									
3/10/2020									
3/11/2020	0.18 (J)	0.035 (J)							
3/12/2020				0.032 (J)					0.044 (J)

ND substitution: RL or RL/2 if <15% NDs.

Prediction Limit

Constituent: Fluoride (mg/L) Analysis Run 4/12/2024 12:11 PM View: Appendix III - Interwell

Plant Wansley Data: Wansley Landfill

	GWC-34	GWC-35	GWC-26	GWC-25	GWC-6	GWC-5	GWC-9	GWC-11	GWC-13
3/13/2020			0.026 (J)						
3/16/2020					0.073 (J)	0.076 (J)	0.08 (J)	0.051 (J)	
3/17/2020									
3/18/2020									
9/9/2020						0.096 (J)			
9/10/2020								0.14	0.1
9/11/2020	0.15	0.034 (J)			0.079 (J)		0.082 (J)		
9/14/2020				0.031 (J)					
9/15/2020			<0.1						
9/16/2020									
3/15/2021									
3/16/2021	0.13	0.03 (J)					0.043 (J)		
3/17/2021			<0.1	0.03 (J)	0.073 (J)	0.094 (J)		0.08 (J)	0.1
3/18/2021									
8/16/2021									
8/18/2021		0.11			0.14				
8/19/2021			0.1	0.11		0.19			
8/20/2021									
8/23/2021								0.21	0.12
8/24/2021	0.22								
8/25/2021							0.1		
2/28/2022									
3/1/2022									
3/2/2022	0.086 (J)	<0.1			0.082 (J)	0.093 (J)			
3/7/2022								0.14	
3/8/2022				0.057 (J)					0.13
3/9/2022			0.049 (J)				0.068 (J)		
3/10/2022									
8/9/2022									
8/10/2022	0.14		<0.1	0.04 (J)					
8/11/2022					0.078 (J)	0.076 (J)			
8/15/2022		0.044 (J)						0.061 (J)	0.083 (J)
8/16/2022							0.076 (J)		
8/17/2022									
8/18/2022									
2/13/2023									
2/14/2023									
2/15/2023							0.062 (J)		
2/16/2023									
2/17/2023									
2/20/2023	0.13	<0.1			0.079 (J)	0.092 (J)			
2/21/2023			<0.1	0.041 (J)				0.061 (J)	0.086 (J)
2/22/2023									
8/8/2023									
8/9/2023							0.081 (J)		
8/10/2023									
8/14/2023					0.058 (J)	0.058 (J)		0.05 (J)	
8/15/2023				0.045 (J)					
8/16/2023	0.15	0.046 (J)	0.04 (J)						0.082 (J)
2/13/2024									
2/14/2024					0.049 (J)	<0.1		0.056 (J)	
2/19/2024							<0.1		<0.1

ND substitution: RL or RL/2 if <15% NDs.

Prediction Limit

Constituent: Fluoride (mg/L) Analysis Run 4/12/2024 12:11 PM View: Appendix III - Interwell

Plant Wansley Data: Wansley Landfill

	GWC-34	GWC-35	GWC-26	GWC-25	GWC-6	GWC-5	GWC-9	GWC-11	GWC-13
2/20/2024			<0.1						
2/21/2024				<0.1					
2/22/2024	<0.1	<0.1							

ND substitution: RL or RL/2 if <15% NDs.

Prediction Limit

Constituent: Fluoride (mg/L) Analysis Run 4/12/2024 12:11 PM View: Appendix III - Interwell

Plant Wansley Data: Wansley Landfill

	GWC-7	GWC-8	GWC-23	GWC-12	GWC-31	GWC-14	GWC-18	GWC-16	GWC-19
3/22/2016									
3/23/2016									
3/24/2016									
3/28/2016									
3/29/2016	0.2179 (J)	0.0698 (J)	0.0308 (J)	0.1936 (J)					
3/30/2016					1.5245	0.0355 (J)	0.0362 (J)	0.0391 (J)	0.0369 (J)
3/31/2016									
5/19/2016									
5/20/2016									
5/23/2016									
5/24/2016	0.216 (J)	0.072 (J)							
5/25/2016			0.0285 (J)	0.1797 (J)	1.65	0.0265 (J)		0.034 (J)	
5/26/2016							0.038 (J)		0.031 (J)
7/21/2016									
7/22/2016	0.23			0.22					
7/25/2016							<0.1		<0.1
7/26/2016		0.092 (J)				0.1 (J)			
7/27/2016			<0.1					<0.1	
9/14/2016									
9/15/2016	0.22			0.18 (J)		<0.1			
9/16/2016								<0.1	
9/19/2016		<0.1					<0.1		<0.1
9/20/2016			<0.1						
11/9/2016									
11/10/2016									
11/11/2016									
11/14/2016									
11/15/2016									
11/16/2016	0.22	<0.1		0.16 (J)					
11/17/2016						<0.1	<0.1	<0.1	<0.1
11/18/2016			<0.1						
1/17/2017									
1/19/2017									
1/20/2017									
1/24/2017									
1/25/2017					1.4				
1/26/2017	0.23	<0.1							
1/31/2017				0.19 (J)					
2/1/2017						<0.1	<0.1	<0.1	
2/2/2017									<0.1
2/3/2017			<0.1						
3/16/2017									
3/17/2017									
3/22/2017	0.2								
3/23/2017		<0.1		0.17 (J)		<0.1			
3/24/2017							<0.1	<0.1	<0.1
3/28/2017			<0.1						
3/29/2017									
4/27/2017									
4/28/2017									
5/1/2017									
5/2/2017	0.21								

ND substitution: RL or RL/2 if <15% NDs.

Prediction Limit

Constituent: Fluoride (mg/L) Analysis Run 4/12/2024 12:11 PM View: Appendix III - Interwell

Plant Wansley Data: Wansley Landfill

	GWC-7	GWC-8	GWC-23	GWC-12	GWC-31	GWC-14	GWC-18	GWC-16	GWC-19
5/3/2017		<0.1		0.19 (J)		<0.1	<0.1	<0.1	<0.1
5/4/2017			<0.1						
7/18/2017									
7/19/2017					1.6				
8/1/2017									
8/4/2017									
8/24/2017									
10/3/2017	0.23								
10/4/2017				0.2		<0.1			
10/5/2017		0.085 (J)	<0.1				<0.1	<0.1	<0.1
10/6/2017					1.6				
1/19/2018									
1/22/2018									
1/23/2018	0.17 (J)				1.5				
1/24/2018		<0.1		0.16 (J)					
1/25/2018			<0.1			<0.1	<0.1	<0.1	<0.1
1/26/2018									
6/19/2018									
6/20/2018			<0.1			<0.1		<0.1	
6/21/2018		<0.1					<0.1		<0.1
6/25/2018	0.25								
6/26/2018				0.18 (J)					
6/27/2018					1.6				
9/25/2018									
9/26/2018		<0.1							
9/27/2018									<0.1
9/28/2018				0.2			<0.1		
10/1/2018			<0.1			0.083 (J)		<0.1	
10/2/2018	0.25								
10/3/2018					1.7				
1/17/2019									
1/18/2019									
1/21/2019	0.22								
1/22/2019		0.062 (J)				0.057 (J)			
1/24/2019									
1/25/2019			<0.1	0.21				0.027 (J)	
1/28/2019							<0.1		<0.1
1/30/2019									
1/31/2019					1.3				
6/24/2019									
6/25/2019	0.21	0.055 (J)				0.054 (J)		0.052 (J)	
6/26/2019			0.042 (J)	0.16 (J)	1.3				0.046 (J)
6/27/2019							0.046 (J)		
9/9/2019									
9/10/2019	0.28	0.1 (J)							
9/11/2019				0.17			0.036 (J)	0.038 (J)	
9/12/2019			0.033 (J)			<0.1			0.031 (J)
9/16/2019									
9/17/2019									
3/10/2020									
3/11/2020									
3/12/2020	0.16	0.043 (J)							

ND substitution: RL or RL/2 if <15% NDs.

Prediction Limit

Constituent: Fluoride (mg/L) Analysis Run 4/12/2024 12:11 PM View: Appendix III - Interwell

Plant Wansley Data: Wansley Landfill

	GWC-7	GWC-8	GWC-23	GWC-12	GWC-31	GWC-14	GWC-18	GWC-16	GWC-19
3/13/2020									
3/16/2020									
3/17/2020					1.2	0.046 (J)	<0.1	<0.1	
3/18/2020			0.034 (J)	0.058 (J)					0.068 (J)
9/9/2020									
9/10/2020			0.029 (J)	0.16		0.038 (J)			
9/11/2020					1.5			0.04 (J)	
9/14/2020	0.19	0.062 (J)					0.033 (J)		
9/15/2020									<0.1
9/16/2020									
3/15/2021									
3/16/2021	0.21	0.044 (J)		0.14	1.3		0.029 (J)		
3/17/2021						0.036 (J)		0.031 (J)	<0.1
3/18/2021			<0.1						
8/16/2021									
8/18/2021									
8/19/2021	0.35			0.26					
8/20/2021		0.1						0.065 (J)	
8/23/2021			0.051 (J)			0.068 (J)			
8/24/2021							0.083 (J)		0.078 (J)
8/25/2021					1.5				
2/28/2022									
3/1/2022									
3/2/2022	0.16	0.058 (J)							
3/7/2022				0.18		0.071 (J)			
3/8/2022							0.058 (J)	0.057 (J)	0.046 (J)
3/9/2022			0.049 (J)						
3/10/2022					1.5				
8/9/2022									
8/10/2022									
8/11/2022	0.22	0.069 (J)					<0.1		<0.1
8/15/2022									
8/16/2022			<0.1	0.13	1.5	0.041 (J)		0.041 (J)	
8/17/2022									
8/18/2022									
2/13/2023									
2/14/2023									
2/15/2023		0.063 (J)		0.13					
2/16/2023									
2/17/2023						0.081 (J)			
2/20/2023							<0.1	0.046 (J)	
2/21/2023	0.23		<0.1						<0.1
2/22/2023					1.3				
8/8/2023									
8/9/2023	0.28	0.096 (J)					0.042 (J)		<0.1
8/10/2023									
8/14/2023				0.099 (J)		0.056 (J)		<0.1	
8/15/2023			<0.1						
8/16/2023					1.5				
2/13/2024									
2/14/2024									
2/19/2024			<0.1			<0.1			

ND substitution: RL or RL/2 if <15% NDs.

Prediction Limit

Constituent: Fluoride (mg/L) Analysis Run 4/12/2024 12:11 PM View: Appendix III - Interwell

Plant Wansley Data: Wansley Landfill

	GWC-7	GWC-8	GWC-23	GWC-12	GWC-31	GWC-14	GWC-18	GWC-16	GWC-19
2/20/2024				<0.1					
2/21/2024	<0.1	<0.1			1.5		<0.1	<0.1	<0.1
2/22/2024									

ND substitution: RL or RL/2 if <15% NDs.

Prediction Limit

Constituent: Fluoride (mg/L) Analysis Run 4/12/2024 12:11 PM View: Appendix III - Interwell

Plant Wansley Data: Wansley Landfill

	GWC-15	GWC-17	GWC-10	GWC-20	GWC-24	GWC-21	GWC-22	GWA-3 (bg)
3/22/2016								
3/23/2016								
3/24/2016								
3/28/2016								
3/29/2016								
3/30/2016	0.0785 (J)	0.0422 (J)	1.2013	0.04 (J)	0.0255 (J)	0.0137 (J)		
3/31/2016							0.0429 (J)	0.0551 (J)
5/19/2016								
5/20/2016								
5/23/2016								
5/24/2016								
5/25/2016	0.0757 (J)	0.045 (J)	1.34		0.0182 (J)			0.0485 (J)
5/26/2016				0.041 (J)		0.014 (J)	0.048 (J)	
7/21/2016								
7/22/2016								
7/25/2016				<0.1				
7/26/2016	0.11 (J)					<0.1	<0.1	
7/27/2016		<0.1	1.5		<0.1			<0.1
9/14/2016								
9/15/2016								
9/16/2016			1.3		<0.1			
9/19/2016		<0.1						
9/20/2016	<0.1			<0.1		<0.1	<0.1	
11/9/2016								
11/10/2016								
11/11/2016								
11/14/2016								
11/15/2016								
11/16/2016								
11/17/2016	<0.1	<0.1	0.76	<0.1		<0.1	<0.1	
11/18/2016					<0.1			
1/17/2017								
1/19/2017								
1/20/2017								
1/24/2017								
1/25/2017								
1/26/2017								
1/31/2017								
2/1/2017	0.086 (J)	<0.1	1.3					
2/2/2017				<0.1		<0.1		
2/3/2017					<0.1		<0.1	
3/16/2017								
3/17/2017								
3/22/2017								
3/23/2017	<0.1							
3/24/2017		<0.1	1.3					
3/28/2017				<0.1		<0.1	<0.1	
3/29/2017					<0.1			
4/27/2017								
4/28/2017								
5/1/2017								
5/2/2017								

Prediction Limit

Constituent: Fluoride (mg/L) Analysis Run 4/12/2024 12:11 PM View: Appendix III - Interwell

Plant Wansley Data: Wansley Landfill

	GWC-15	GWC-17	GWC-10	GWC-20	GWC-24	GWC-21	GWC-22	GWA-3 (bg)
5/3/2017	<0.1	<0.1	1.1				<0.1	
5/4/2017				<0.1	<0.1	<0.1		
7/18/2017								
7/19/2017								
8/1/2017								
8/4/2017								
8/24/2017								
10/3/2017								<0.1
10/4/2017	<0.1	<0.1	1.2					
10/5/2017					<0.1		<0.1	
10/6/2017				<0.1		<0.1		
1/19/2018								
1/22/2018								
1/23/2018								
1/24/2018								
1/25/2018	<0.1	<0.1	0.75		<0.1		<0.1	
1/26/2018				<0.1		<0.1		
6/19/2018								
6/20/2018	0.093 (J)					<0.1	<0.1	<0.1
6/21/2018			0.76	<0.1				
6/25/2018								
6/26/2018		<0.1						
6/27/2018					<0.1			
9/25/2018								
9/26/2018								
9/27/2018			0.59	<0.1		<0.1		
9/28/2018					<0.1			
10/1/2018	0.1 (J)						<0.1	
10/2/2018		<0.1						
10/3/2018								
1/17/2019								
1/18/2019								0.028 (J)
1/21/2019								
1/22/2019	0.071 (J)							
1/24/2019		<0.1				<0.1	<0.1	
1/25/2019								
1/28/2019				<0.1				
1/30/2019								
1/31/2019			0.78		<0.1			
6/24/2019								
6/25/2019	0.068 (J)	0.051 (J)		0.049 (J)		0.032 (J)	0.052 (J)	0.03 (J)
6/26/2019			0.68		0.04 (J)			
6/27/2019								
9/9/2019								
9/10/2019							<0.1	
9/11/2019		0.043 (J)		0.039 (J)	<0.1	<0.1		0.033 (J)
9/12/2019								
9/16/2019								
9/17/2019	0.071 (J)		0.29					
3/10/2020								0.035 (J)
3/11/2020								
3/12/2020					<0.1			

ND substitution: RL or RL/2 if <15% NDs.

Prediction Limit

Constituent: Fluoride (mg/L) Analysis Run 4/12/2024 12:11 PM View: Appendix III - Interwell

Plant Wansley Data: Wansley Landfill

	GWC-15	GWC-17	GWC-10	GWC-20	GWC-24	GWC-21	GWC-22	GWA-3 (bg)
3/13/2020								
3/16/2020	0.07 (J)							
3/17/2020		<0.1	0.74					
3/18/2020				0.048 (J)		0.034 (J)	0.056 (J)	
9/9/2020								0.032 (J)
9/10/2020	0.08 (J)		0.81				0.043 (J)	
9/11/2020								
9/14/2020		0.056 (J)						
9/15/2020				0.033 (J)	<0.1	<0.1		
9/16/2020								
3/15/2021							0.045 (J)	0.027 (J)
3/16/2021		0.034 (J)		0.031 (J)		<0.1		
3/17/2021								
3/18/2021	0.073 (J)		1.1		<0.1			
8/16/2021								
8/18/2021								0.035 (J)
8/19/2021					0.089 (J)	0.48 (J)	0.031 (J)	
8/20/2021		0.091 (J)	0.89					
8/23/2021								
8/24/2021	0.13			0.077 (J)				
8/25/2021								
2/28/2022								
3/1/2022								<0.1
3/2/2022								
3/7/2022	0.12			0.07 (J)		0.043 (J)		
3/8/2022		0.057 (J)	1.2				0.054 (J)	
3/9/2022								
3/10/2022					0.037 (J)			
8/9/2022								<0.1
8/10/2022								
8/11/2022		0.041 (J)						
8/15/2022								
8/16/2022	0.08 (J)		1.4	0.041 (J)		<0.1		
8/17/2022							0.049 (J)	
8/18/2022					0.041 (J)			
2/13/2023								
2/14/2023							0.057 (J)	0.052 (J)
2/15/2023			0.78					
2/16/2023					<0.1			
2/17/2023								
2/20/2023		0.046 (J)						
2/21/2023	0.077 (J)					<0.1		
2/22/2023				<0.1				
8/8/2023								0.055 (J)
8/9/2023				0.046 (J)		<0.1		
8/10/2023		0.047 (J)	0.73					
8/14/2023	0.064 (J)						0.044 (J)	
8/15/2023								
8/16/2023					<0.1			
2/13/2024								
2/14/2024							<0.1	
2/19/2024						<0.1		

ND substitution: RL or RL/2 if <15% NDs.

Prediction Limit

Constituent: Fluoride (mg/L) Analysis Run 4/12/2024 12:11 PM View: Appendix III - Interwell

Plant Wansley Data: Wansley Landfill

	GWC-15	GWC-17	GWC-10	GWC-20	GWC-24	GWC-21	GWC-22	GWA-3 (bg)
2/20/2024		<0.1	0.77	<0.1				
2/21/2024	<0.1							
2/22/2024					<0.1			

ND substitution: RL or RL/2 if <15% NDs.

FIGURE M.

Appendix III Prediction Limit Exceedances - Trend Tests - Significant Results

Plant Wansley Data: Wansley Landfill Printed 4/12/2024, 12:20 PM

Constituent	Well	Slope	Calc.	Critical	Sig.	N	%NDs	Normality	Xform	Alpha	Method
Chloride (mg/L)	**GWA-29 (bg)**	**-0.04557**	**-110**	**-98**	**Yes**	**23**	**0**	**n/a**	**n/a**	**0.01**	**NP**
Chloride (mg/L)	**GWA-3 (bg)**	**5.621**	**68**	**58**	**Yes**	**16**	**6.25**	**n/a**	**n/a**	**0.01**	**NP**
pH, Field (S.U.)	**GWA-3 (bg)**	**-0.1535**	**-71**	**-58**	**Yes**	**16**	**0**	**n/a**	**n/a**	**0.01**	**NP**

Appendix III Prediction Limit Exceedances - Trend Tests - All Results

Plant Wansley Data: Wansley Landfill Printed 4/12/2024, 12:20 PM

Constituent	Well	Slope	Calc.	Critical	Sig.	N	%NDs	Normality	Xform	Alpha	Method
Boron (mg/L)	GWA-1 (bg)	0	-9	-105	No	24	91.67	n/a	n/a	0.01	NP
Boron (mg/L)	GWA-2 (bg)	0	0	105	No	24	100	n/a	n/a	0.01	NP
Boron (mg/L)	GWA-28 (bg)	0	0	105	No	24	100	n/a	n/a	0.01	NP
Boron (mg/L)	GWA-29 (bg)	0	12	98	No	23	95.65	n/a	n/a	0.01	NP
Boron (mg/L)	GWA-3 (bg)	0	0	63	No	17	100	n/a	n/a	0.01	NP
Boron (mg/L)	GWA-4 (bg)	0	-23	-105	No	24	95.83	n/a	n/a	0.01	NP
Boron (mg/L)	GWC-14	0.04655	82	111	No	25	0	n/a	n/a	0.01	NP
Chloride (mg/L)	GWA-1 (bg)	0.03751	99	105	No	24	0	n/a	n/a	0.01	NP
Chloride (mg/L)	GWA-2 (bg)	0.1034	32	105	No	24	0	n/a	n/a	0.01	NP
Chloride (mg/L)	GWA-28 (bg)	0	-62	-105	No	24	0	n/a	n/a	0.01	NP
Chloride (mg/L)	**GWA-29 (bg)**	**-0.04557**	**-110**	**-98**	**Yes**	**23**	**0**	**n/a**	**n/a**	**0.01**	**NP**
Chloride (mg/L)	**GWA-3 (bg)**	**5.621**	**68**	**58**	**Yes**	**16**	**6.25**	**n/a**	**n/a**	**0.01**	**NP**
Chloride (mg/L)	GWA-4 (bg)	-0.6806	-91	-105	No	24	0	n/a	n/a	0.01	NP
Chloride (mg/L)	GWC-14	6.243	66	105	No	24	0	n/a	n/a	0.01	NP
pH, Field (S.U.)	GWA-1 (bg)	-0.001976	-6	-111	No	25	0	n/a	n/a	0.01	NP
pH, Field (S.U.)	GWA-2 (bg)	-0.01892	-70	-105	No	24	0	n/a	n/a	0.01	NP
pH, Field (S.U.)	GWA-28 (bg)	-0.01849	-43	-111	No	25	0	n/a	n/a	0.01	NP
pH, Field (S.U.)	GWA-29 (bg)	-0.02153	-67	-98	No	23	0	n/a	n/a	0.01	NP
pH, Field (S.U.)	**GWA-3 (bg)**	**-0.1535**	**-71**	**-58**	**Yes**	**16**	**0**	**n/a**	**n/a**	**0.01**	**NP**
pH, Field (S.U.)	GWA-4 (bg)	-0.002435	-12	-98	No	23	0	n/a	n/a	0.01	NP
pH, Field (S.U.)	GWC-31	0.007482	33	105	No	24	0	n/a	n/a	0.01	NP
pH, Field (S.U.)	GWC-34	-0.003822	-19	-105	No	24	0	n/a	n/a	0.01	NP
Sulfate as SO4 (mg/L)	GWA-1 (bg)	0	5	105	No	24	91.67	n/a	n/a	0.01	NP
Sulfate as SO4 (mg/L)	GWA-2 (bg)	0.08634	72	105	No	24	0	n/a	n/a	0.01	NP
Sulfate as SO4 (mg/L)	GWA-28 (bg)	-0.003913	-11	-105	No	24	4.167	n/a	n/a	0.01	NP
Sulfate as SO4 (mg/L)	GWA-29 (bg)	-0.4106	-79	-98	No	23	0	n/a	n/a	0.01	NP
Sulfate as SO4 (mg/L)	GWA-3 (bg)	-5.494	-14	-53	No	15	6.667	n/a	n/a	0.01	NP
Sulfate as SO4 (mg/L)	GWA-4 (bg)	0	-12	-105	No	24	0	n/a	n/a	0.01	NP
Sulfate as SO4 (mg/L)	GWC-15	0.07022	44	105	No	24	0	n/a	n/a	0.01	NP
Sulfate as SO4 (mg/L)	GWC-17	0.003721	58	105	No	24	41.67	n/a	n/a	0.01	NP
Sulfate as SO4 (mg/L)	GWC-20	-0.01294	-18	-105	No	24	8.333	n/a	n/a	0.01	NP
Sulfate as SO4 (mg/L)	GWC-23	0	22	105	No	24	66.67	n/a	n/a	0.01	NP
Total Dissolved Solids [TDS] (mg/L)	GWA-1 (bg)	0.7681	73	105	No	24	29.17	n/a	n/a	0.01	NP
Total Dissolved Solids [TDS] (mg/L)	GWA-2 (bg)	1.736	53	105	No	24	12.5	n/a	n/a	0.01	NP
Total Dissolved Solids [TDS] (mg/L)	GWA-28 (bg)	1.338	40	105	No	24	0	n/a	n/a	0.01	NP
Total Dissolved Solids [TDS] (mg/L)	GWA-29 (bg)	0.2162	9	98	No	23	0	n/a	n/a	0.01	NP
Total Dissolved Solids [TDS] (mg/L)	GWA-3 (bg)	-0.9733	-6	-58	No	16	0	n/a	n/a	0.01	NP
Total Dissolved Solids [TDS] (mg/L)	GWA-4 (bg)	0	17	105	No	24	0	n/a	n/a	0.01	NP
Total Dissolved Solids [TDS] (mg/L)	GWC-24	-0.8852	-46	-105	No	24	8.333	n/a	n/a	0.01	NP
Total Dissolved Solids [TDS] (mg/L)	GWC-35	3.177	102	105	No	24	4.167	n/a	n/a	0.01	NP

Sanitas™ v.10.0.16 . UG
Hollow symbols indicate censored values.

Sen's Slope Estimator

GWA-1 (bg)

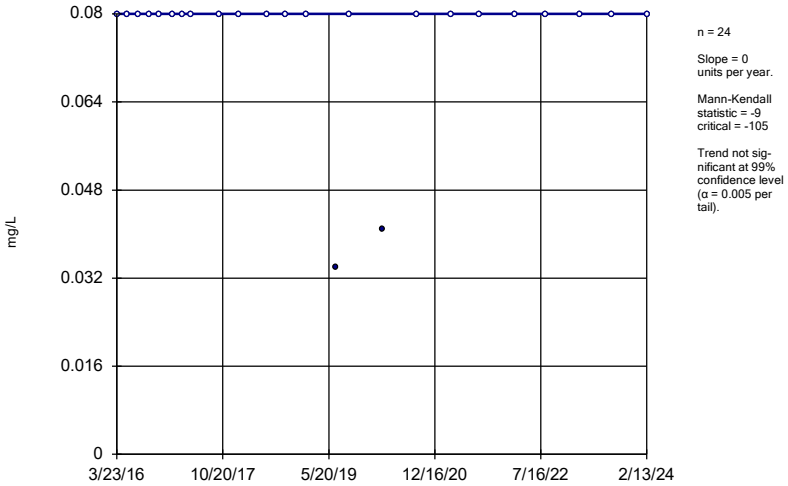

n = 24

Slope = 0 units per year.

Mann-Kendall statistic = -9 critical = -105

Trend not significant at 99% confidence level (α = 0.005 per tail).

Constituent: Boron Analysis Run 4/12/2024 12:16 PM View: Appendix III - Trend Tests
Plant Wansley Data: Wansley Landfill

Sanitas™ v.10.0.16 . UG
Hollow symbols indicate censored values.

Sen's Slope Estimator

GWA-2 (bg)

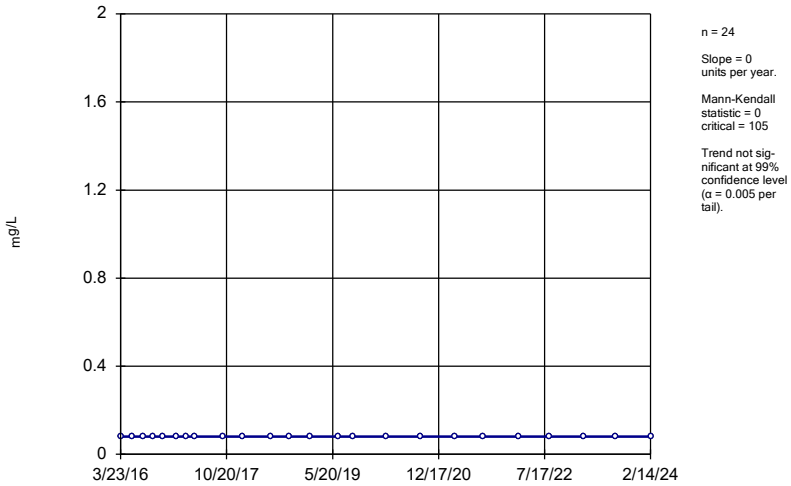

n = 24

Slope = 0 units per year.

Mann-Kendall statistic = 0 critical = 105

Trend not significant at 99% confidence level (α = 0.005 per tail).

Constituent: Boron Analysis Run 4/12/2024 12:16 PM View: Appendix III - Trend Tests
Plant Wansley Data: Wansley Landfill

Sanitas™ v.10.0.16 . UG
Hollow symbols indicate censored values.

Sen's Slope Estimator

GWA-28 (bg)

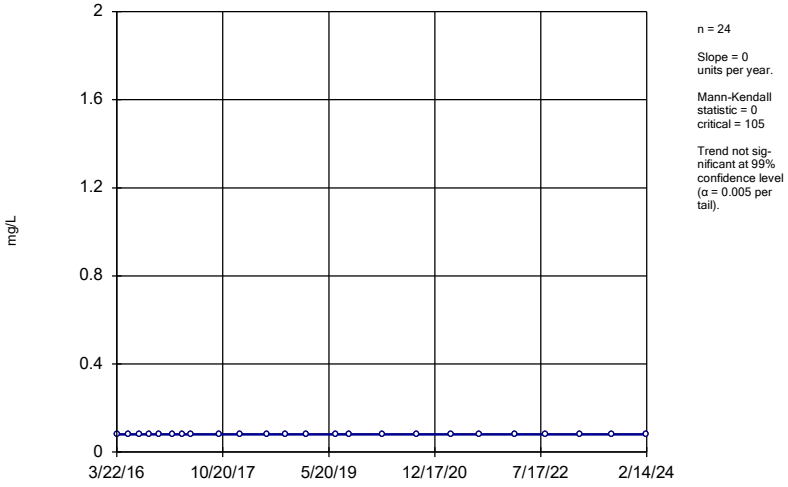

n = 24

Slope = 0 units per year.

Mann-Kendall statistic = 0 critical = 105

Trend not significant at 99% confidence level (α = 0.005 per tail).

Constituent: Boron Analysis Run 4/12/2024 12:16 PM View: Appendix III - Trend Tests
Plant Wansley Data: Wansley Landfill

Sanitas™ v.10.0.16 . UG
Hollow symbols indicate censored values.

Sen's Slope Estimator

GWA-29 (bg)

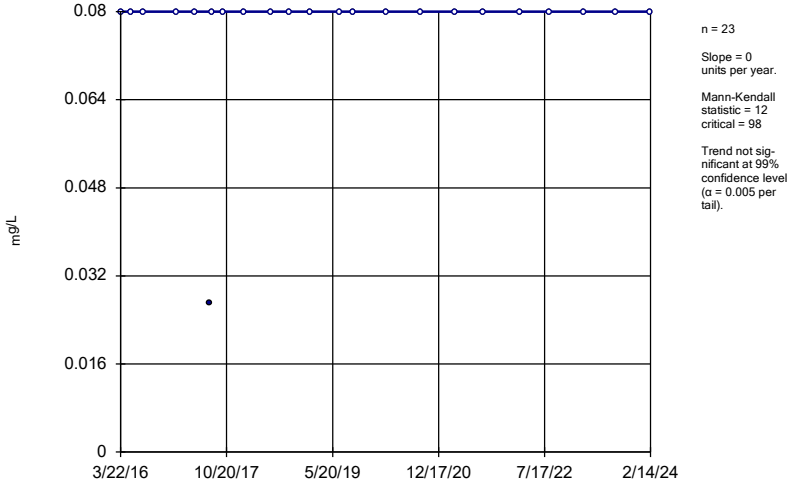

n = 23

Slope = 0 units per year.

Mann-Kendall statistic = 12 critical = 98

Trend not significant at 99% confidence level (α = 0.005 per tail).

Constituent: Boron Analysis Run 4/12/2024 12:16 PM View: Appendix III - Trend Tests
Plant Wansley Data: Wansley Landfill

Sanitas™ v.10.0.16 . UG
Hollow symbols indicate censored values.

Sen's Slope Estimator

GWA-3 (bg)

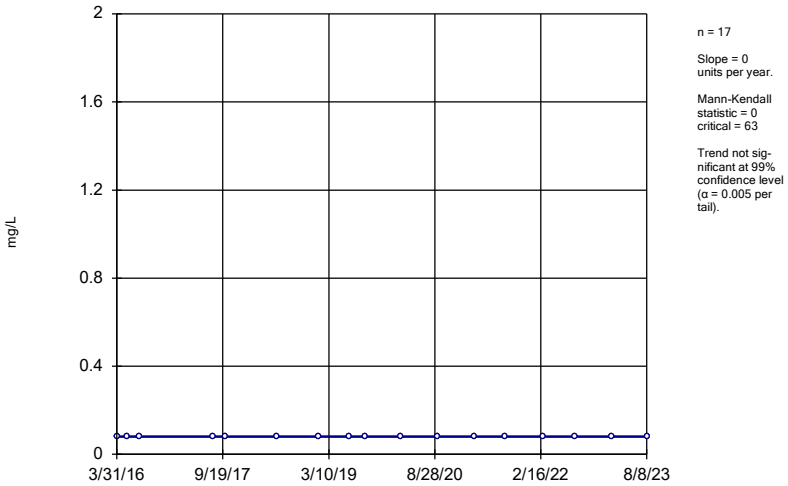

n = 17

Slope = 0 units per year.

Mann-Kendall statistic = 0 critical = 63

Trend not significant at 99% confidence level (α = 0.005 per tail).

Constituent: Boron Analysis Run 4/12/2024 12:16 PM View: Appendix III - Trend Tests
Plant Wansley Data: Wansley Landfill

Sanitas™ v.10.0.16 . UG
Hollow symbols indicate censored values.

Sen's Slope Estimator

GWA-4 (bg)

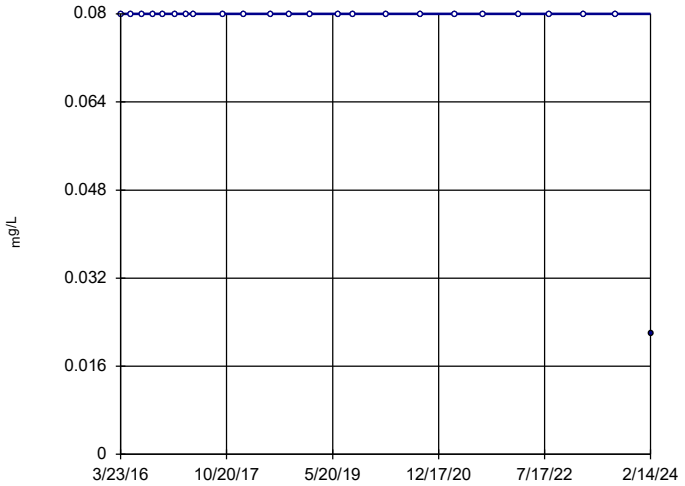

n = 24

Slope = 0 units per year.

Mann-Kendall statistic = -23 critical = -105

Trend not significant at 99% confidence level (α = 0.005 per tail).

Constituent: Boron Analysis Run 4/12/2024 12:16 PM View: Appendix III - Trend Tests
Plant Wansley Data: Wansley Landfill

Sanitas™ v.10.0.16 . UG

Sen's Slope Estimator

GWC-14

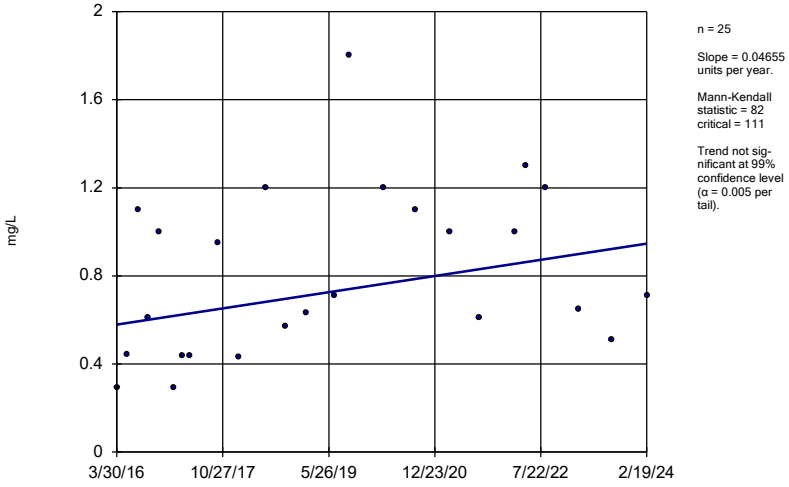

n = 25

Slope = 0.04655 units per year.

Mann-Kendall statistic = 82 critical = 111

Trend not significant at 99% confidence level (α = 0.005 per tail).

Constituent: Boron Analysis Run 4/12/2024 12:16 PM View: Appendix III - Trend Tests
Plant Wansley Data: Wansley Landfill

Sanitas™ v.10.0.16 . UG

Sen's Slope Estimator

GWA-1 (bg)

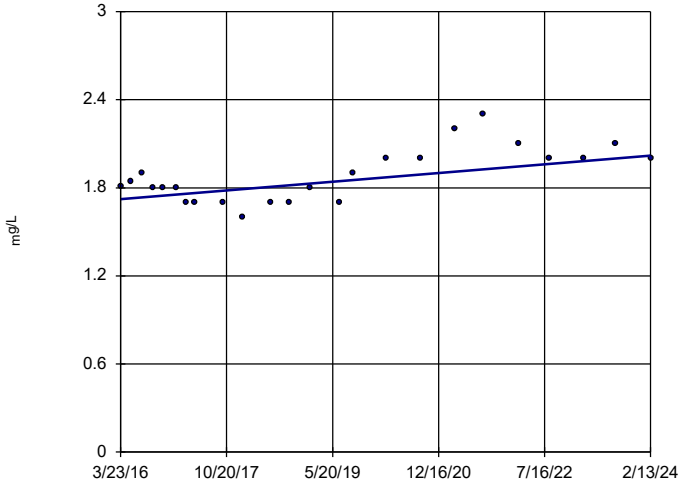

n = 24

Slope = 0.03751 units per year.

Mann-Kendall statistic = 99 critical = 105

Trend not significant at 99% confidence level (α = 0.005 per tail).

Constituent: Chloride Analysis Run 4/12/2024 12:16 PM View: Appendix III - Trend Tests
Plant Wansley Data: Wansley Landfill

Sanitas™ v.10.0.16 . UG

Sen's Slope Estimator

GWA-2 (bg)

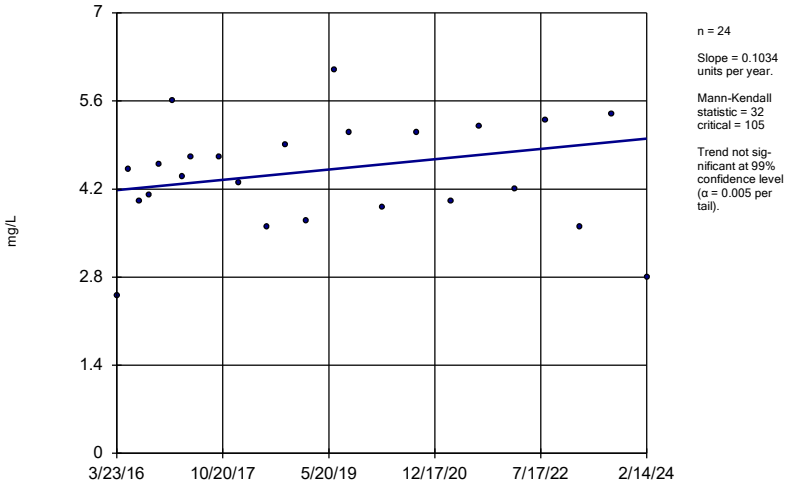

n = 24

Slope = 0.1034 units per year.

Mann-Kendall statistic = 32 critical = 105

Trend not sig-nificant at 99% confidence level (α = 0.005 per tail).

Constituent: Chloride Analysis Run 4/12/2024 12:16 PM View: Appendix III - Trend Tests
Plant Wansley Data: Wansley Landfill

Sanitas™ v.10.0.16 . UG

Sen's Slope Estimator

GWA-28 (bg)

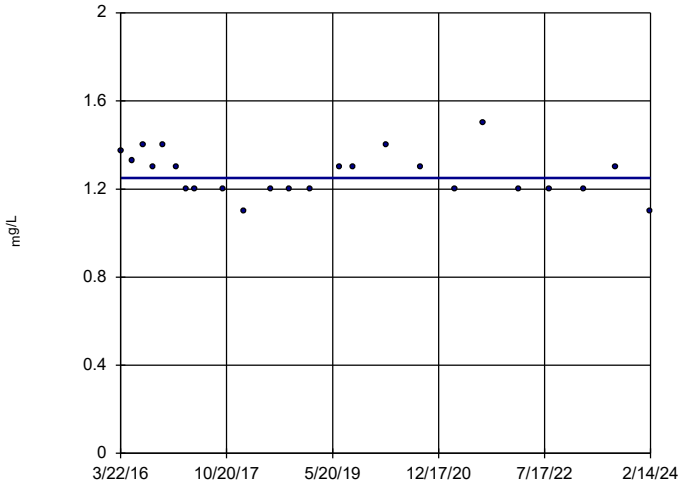

n = 24

Slope = 0 units per year.

Mann-Kendall statistic = -62 critical = -105

Trend not sig-nificant at 99% confidence level (α = 0.005 per tail).

Constituent: Chloride Analysis Run 4/12/2024 12:16 PM View: Appendix III - Trend Tests
Plant Wansley Data: Wansley Landfill

Sanitas™ v.10.0.16 . UG

Sen's Slope Estimator

GWA-29 (bg)

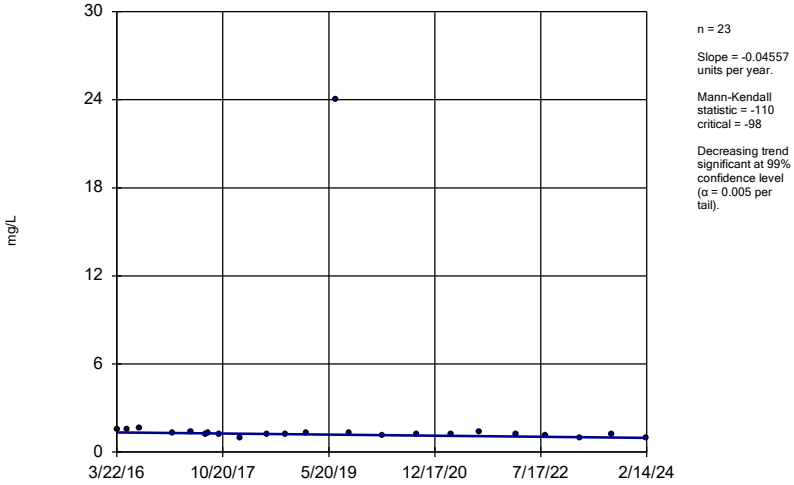

n = 23

Slope = -0.04557 units per year.

Mann-Kendall statistic = -110 critical = -98

Decreasing trend significant at 99% confidence level (α = 0.005 per tail).

Constituent: Chloride Analysis Run 4/12/2024 12:16 PM View: Appendix III - Trend Tests
Plant Wansley Data: Wansley Landfill

Sanitas™ v.10.0.16 . UG
Hollow symbols indicate censored values.

Sen's Slope Estimator

GWA-3 (bg)

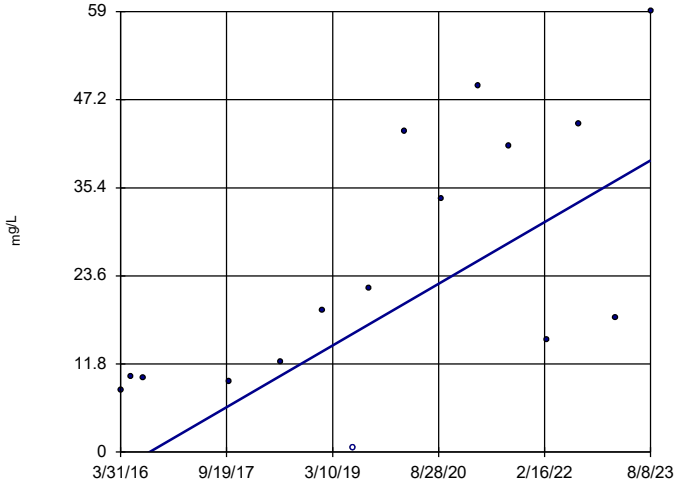

n = 16

Slope = 5.621 units per year.

Mann-Kendall statistic = 68 critical = 58

Increasing trend significant at 99% confidence level (α = 0.005 per tail).

Constituent: Chloride Analysis Run 4/12/2024 12:16 PM View: Appendix III - Trend Tests
Plant Wansley Data: Wansley Landfill

Sanitas™ v.10.0.16 . UG

Sen's Slope Estimator

GWA-4 (bg)

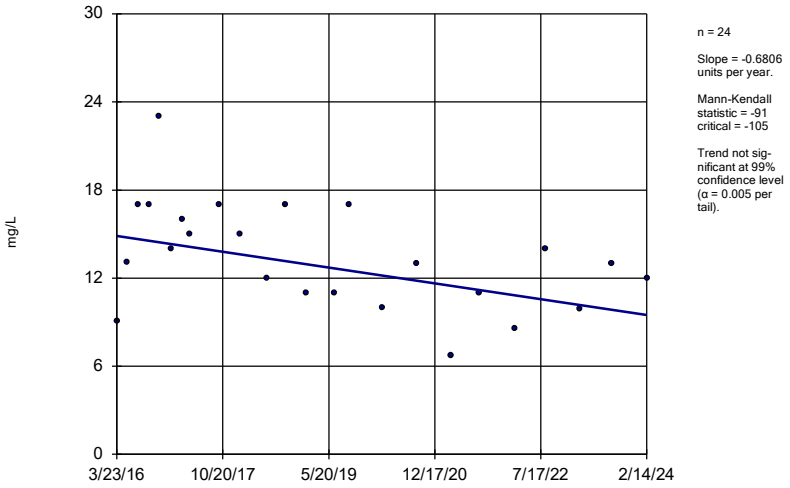

n = 24

Slope = -0.6806 units per year.

Mann-Kendall statistic = -91 critical = -105

Trend not significant at 99% confidence level (α = 0.005 per tail).

Constituent: Chloride Analysis Run 4/12/2024 12:16 PM View: Appendix III - Trend Tests

Plant Wansley Data: Wansley Landfill

Sanitas™ v.10.0.16 . UG

Sen's Slope Estimator

GWC-14

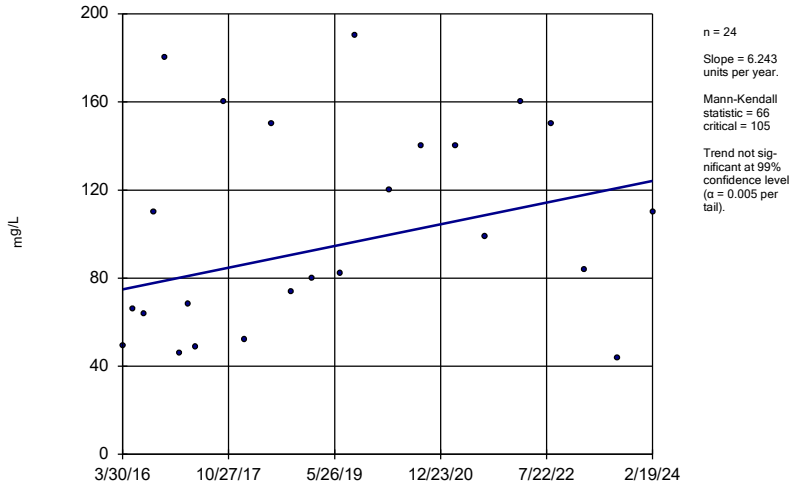

n = 24

Slope = 6.243 units per year.

Mann-Kendall statistic = 66 critical = 105

Trend not significant at 99% confidence level (α = 0.005 per tail).

Constituent: Chloride Analysis Run 4/12/2024 12:16 PM View: Appendix III - Trend Tests

Plant Wansley Data: Wansley Landfill

Sanitas™ v.10.0.16 . UG

Sen's Slope Estimator

GWA-1 (bg)

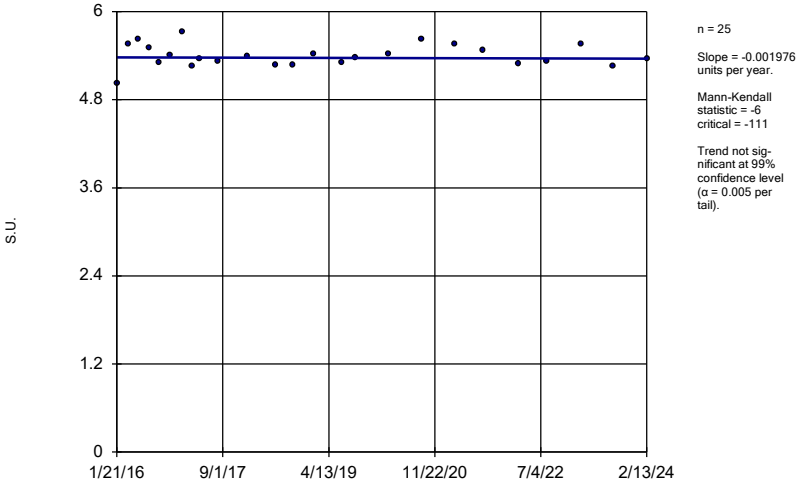

n = 25

Slope = -0.001976 units per year.

Mann-Kendall statistic = -6 critical = -111

Trend not significant at 99% confidence level (α = 0.005 per tail).

Constituent: pH, Field Analysis Run 4/12/2024 12:16 PM View: Appendix III - Trend Tests

Plant Wansley Data: Wansley Landfill

Sanitas™ v.10.0.16 . UG

Sen's Slope Estimator

GWA-2 (bg)

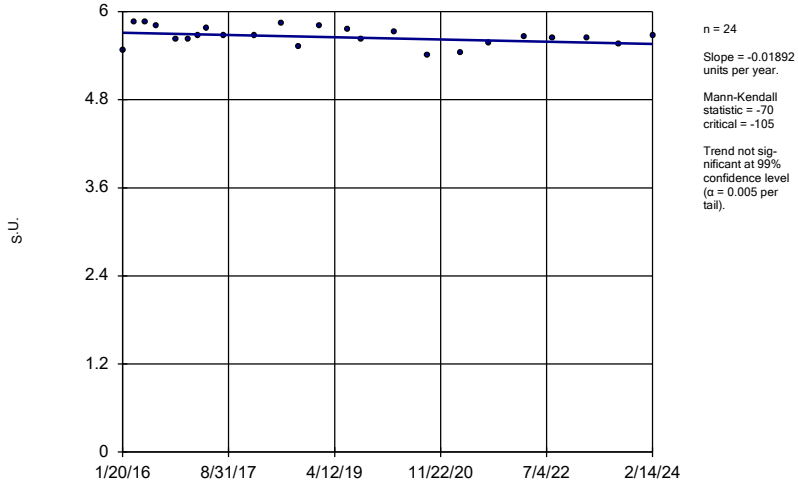

n = 24

Slope = -0.01892 units per year.

Mann-Kendall statistic = -70 critical = -105

Trend not significant at 99% confidence level (α = 0.005 per tail).

Constituent: pH, Field Analysis Run 4/12/2024 12:16 PM View: Appendix III - Trend Tests

Plant Wansley Data: Wansley Landfill

Sanitas™ v.10.0.16 . UG

Sen's Slope Estimator

GWA-28 (bg)

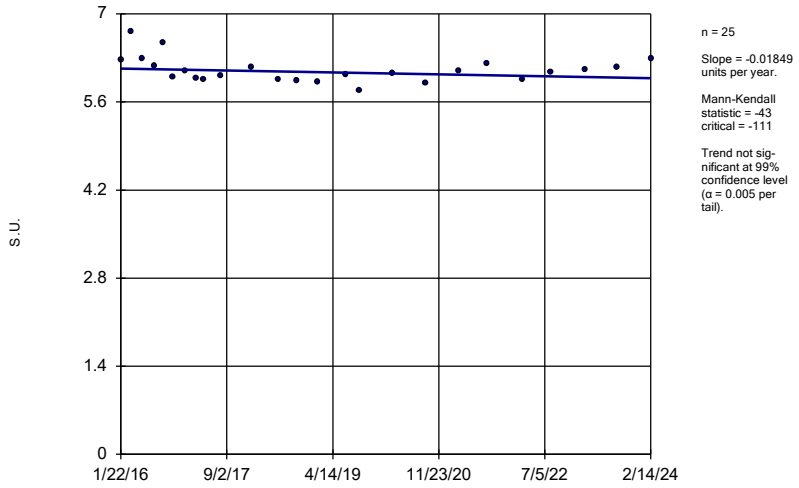

n = 25

Slope = -0.01849 units per year.

Mann-Kendall statistic = -43
critical = -111

Trend not significant at 99% confidence level (α = 0.005 per tail).

Constituent: pH, Field Analysis Run 4/12/2024 12:16 PM View: Appendix III - Trend Tests
Plant Wansley Data: Wansley Landfill

Sanitas™ v.10.0.16 . UG

Sen's Slope Estimator

GWA-29 (bg)

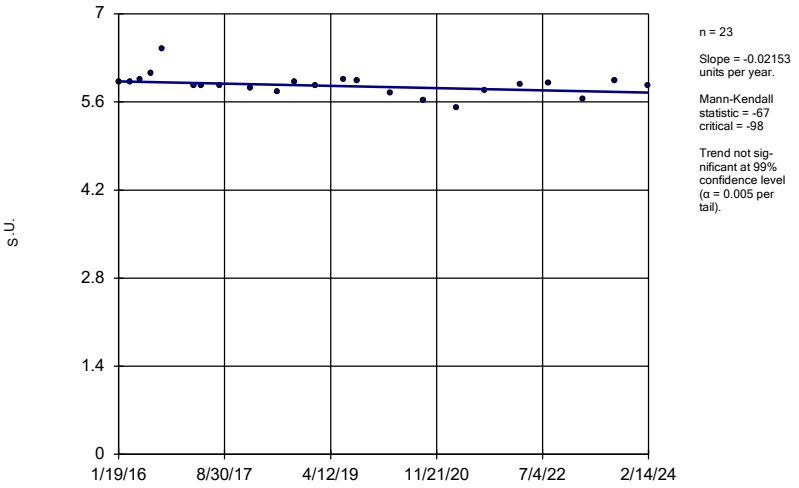

n = 23

Slope = -0.02153 units per year.

Mann-Kendall statistic = -67
critical = -98

Trend not significant at 99% confidence level (α = 0.005 per tail).

Constituent: pH, Field Analysis Run 4/12/2024 12:16 PM View: Appendix III - Trend Tests
Plant Wansley Data: Wansley Landfill

Sanitas™ v.10.0.16 . UG

Sen's Slope Estimator

GWA-3 (bg)

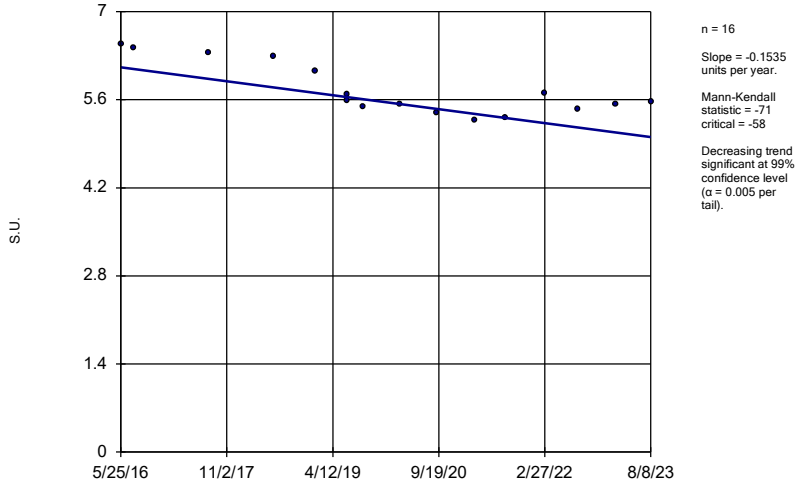

n = 16

Slope = -0.1535 units per year.

Mann-Kendall statistic = -71
critical = -58

Decreasing trend significant at 99% confidence level (α = 0.005 per tail).

Constituent: pH, Field Analysis Run 4/12/2024 12:16 PM View: Appendix III - Trend Tests
Plant Wansley Data: Wansley Landfill

Sanitas™ v.10.0.16 . UG

Sen's Slope Estimator

GWA-4 (bg)

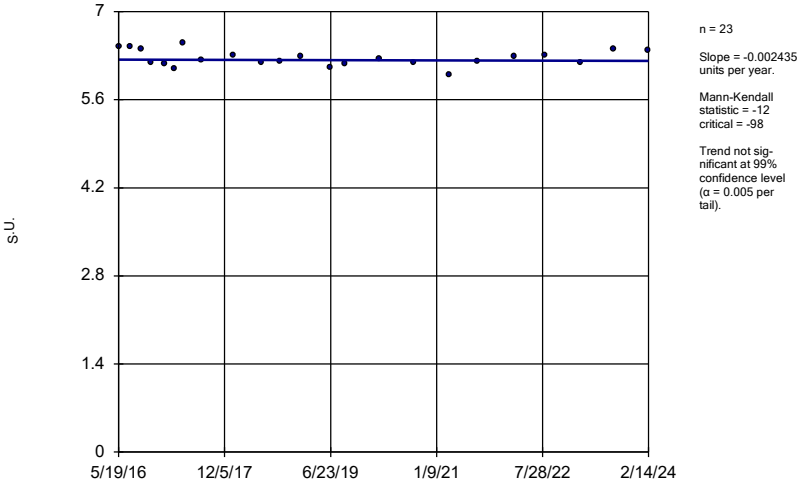

n = 23

Slope = -0.002435 units per year.

Mann-Kendall statistic = -12
critical = -98

Trend not significant at 99% confidence level (α = 0.005 per tail).

Constituent: pH, Field Analysis Run 4/12/2024 12:16 PM View: Appendix III - Trend Tests
Plant Wansley Data: Wansley Landfill

Sanitas™ v.10.0.16 . UG

Sen's Slope Estimator

GWC-31

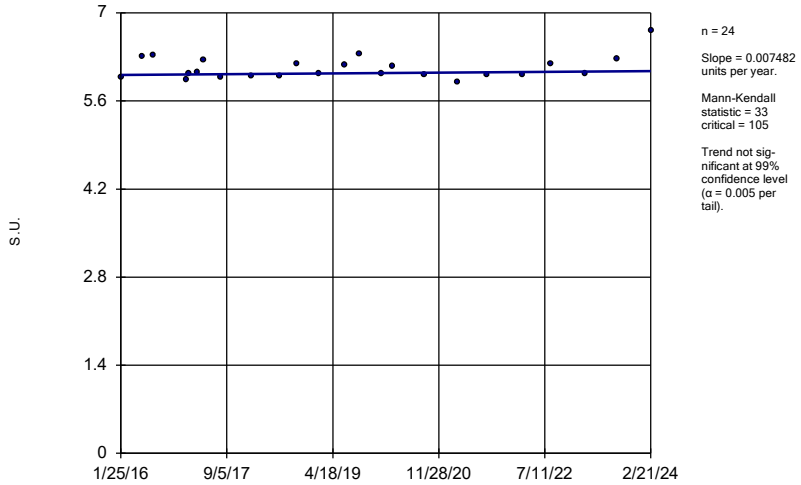

n = 24

Slope = 0.007482 units per year.

Mann-Kendall statistic = 33
critical = 105

Trend not significant at 99% confidence level (α = 0.005 per tail).

Constituent: pH, Field Analysis Run 4/12/2024 12:16 PM View: Appendix III - Trend Tests
Plant Wansley Data: Wansley Landfill

Sanitas™ v.10.0.16 . UG

Sen's Slope Estimator

GWC-34

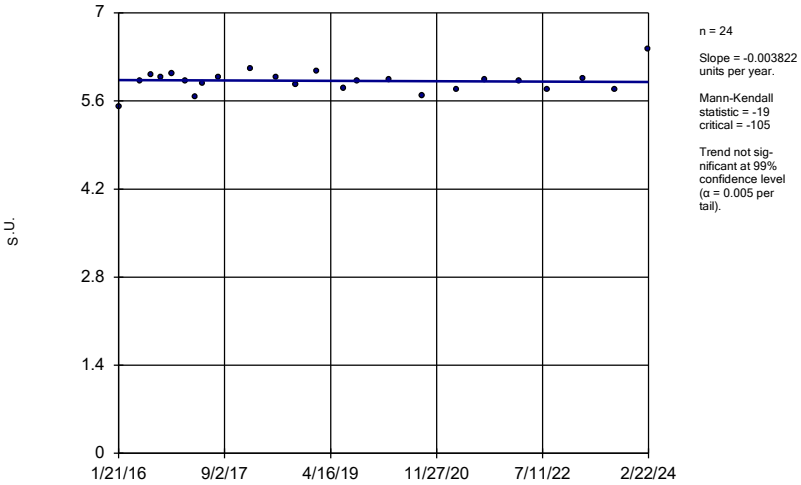

n = 24

Slope = -0.003822 units per year.

Mann-Kendall statistic = -19
critical = -105

Trend not significant at 99% confidence level (α = 0.005 per tail).

Constituent: pH, Field Analysis Run 4/12/2024 12:16 PM View: Appendix III - Trend Tests
Plant Wansley Data: Wansley Landfill

Sanitas™ v.10.0.16 . UG
Hollow symbols indicate censored values.

Sen's Slope Estimator

GWA-1 (bg)

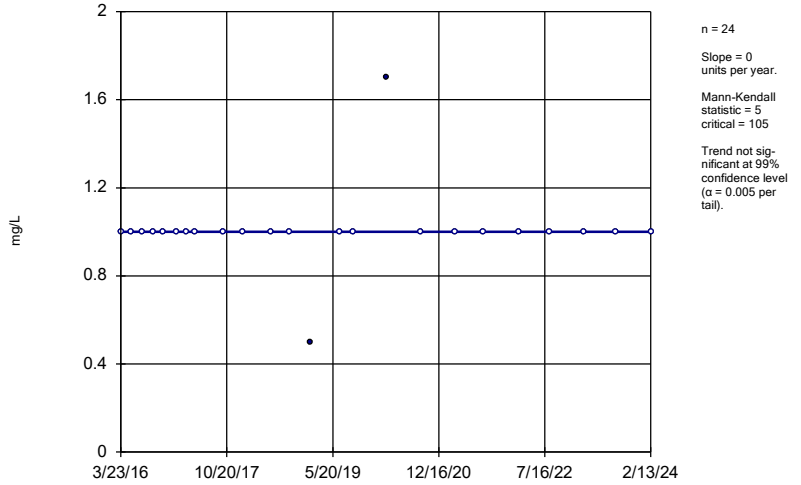

n = 24

Slope = 0 units per year.

Mann-Kendall statistic = 5
critical = 105

Trend not significant at 99% confidence level (α = 0.005 per tail).

Constituent: Sulfate as SO4 Analysis Run 4/12/2024 12:16 PM View: Appendix III - Trend Tests
Plant Wansley Data: Wansley Landfill

Sanitas™ v.10.0.16 . UG

Sen's Slope Estimator

GWA-2 (bg)

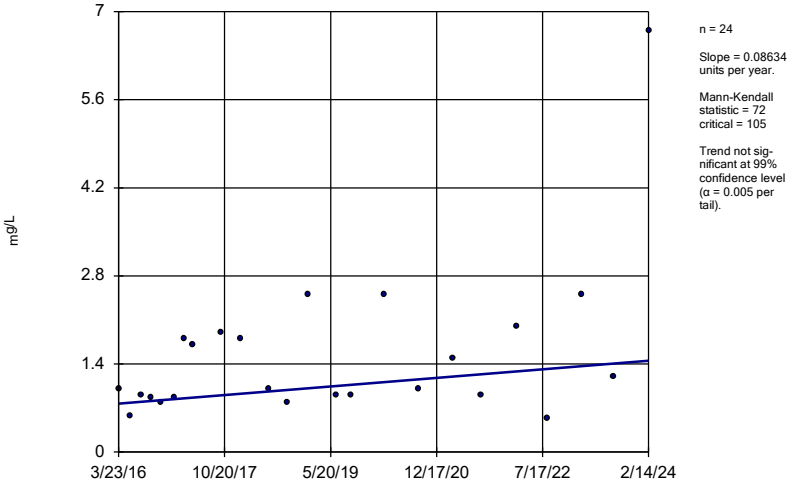

n = 24

Slope = 0.08634 units per year.

Mann-Kendall statistic = 72
critical = 105

Trend not significant at 99% confidence level (α = 0.005 per tail).

Constituent: Sulfate as SO4 Analysis Run 4/12/2024 12:16 PM View: Appendix III - Trend Tests
Plant Wansley Data: Wansley Landfill

Sanitas™ v.10.0.16 . UG
Hollow symbols indicate censored values.

Sen's Slope Estimator

GWA-28 (bg)

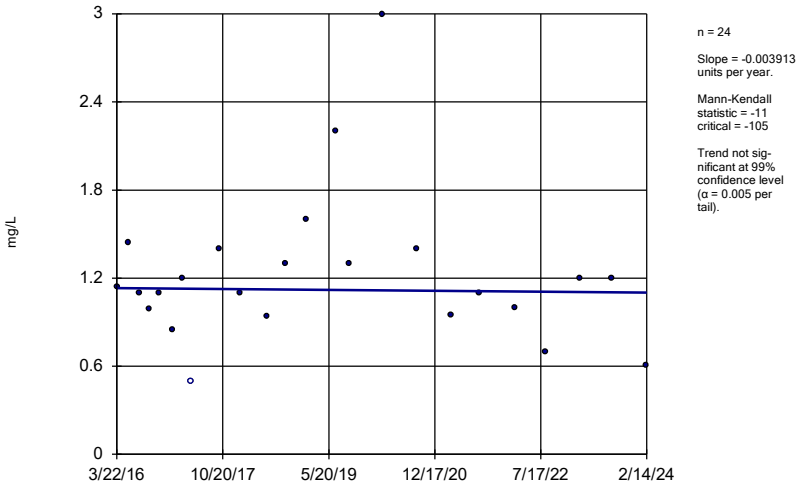

n = 24

Slope = -0.003913 units per year.

Mann-Kendall statistic = -11
critical = -105

Trend not significant at 99% confidence level (α = 0.005 per tail).

Constituent: Sulfate as SO4 Analysis Run 4/12/2024 12:16 PM View: Appendix III - Trend Tests
Plant Wansley Data: Wansley Landfill

Sanitas™ v.10.0.16 . UG

Sen's Slope Estimator

GWA-29 (bg)

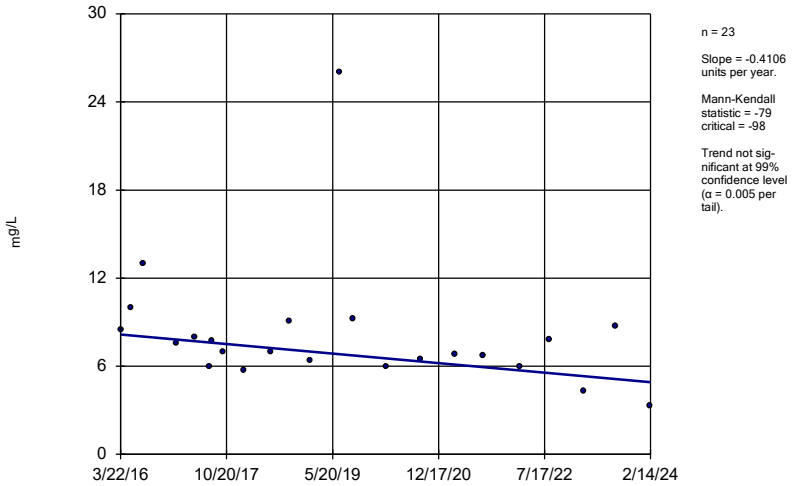

n = 23

Slope = -0.4106 units per year.

Mann-Kendall statistic = -79
critical = -98

Trend not significant at 99% confidence level (α = 0.005 per tail).

Constituent: Sulfate as SO4 Analysis Run 4/12/2024 12:16 PM View: Appendix III - Trend Tests
Plant Wansley Data: Wansley Landfill

Sanitas™ v.10.0.16 . UG
Hollow symbols indicate censored values.

Sen's Slope Estimator

GWA-3 (bg)

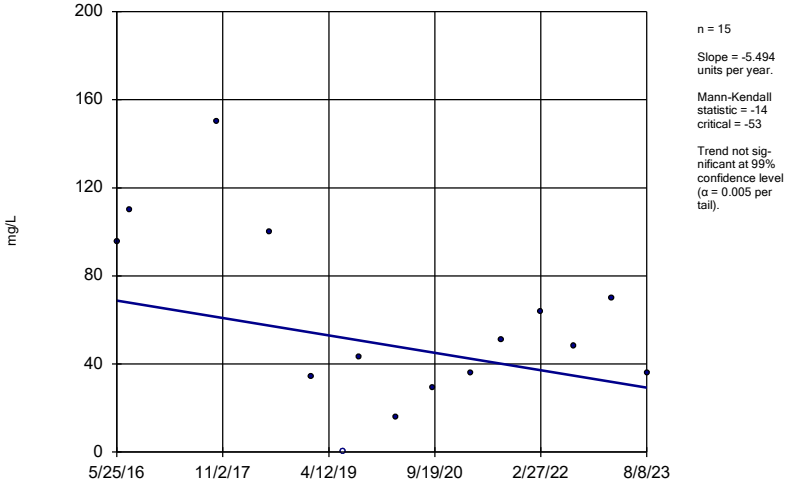

n = 15

Slope = -5.494 units per year.

Mann-Kendall statistic = -14
critical = -53

Trend not significant at 99% confidence level (α = 0.005 per tail).

Constituent: Sulfate as SO4 Analysis Run 4/12/2024 12:16 PM View: Appendix III - Trend Tests
Plant Wansley Data: Wansley Landfill

Sanitas™ v.10.0.16 . UG

Sen's Slope Estimator

GWA-4 (bg)

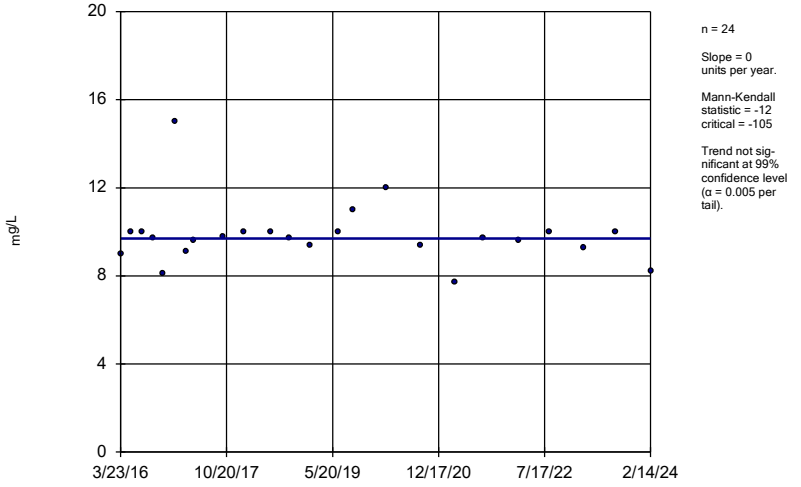

n = 24

Slope = 0 units per year.

Mann-Kendall statistic = -12
critical = -105

Trend not significant at 99% confidence level (α = 0.005 per tail).

Constituent: Sulfate as SO4 Analysis Run 4/12/2024 12:17 PM View: Appendix III - Trend Tests
Plant Wansley Data: Wansley Landfill

Sanitas™ v.10.0.16 . UG

Sen's Slope Estimator

GWC-15

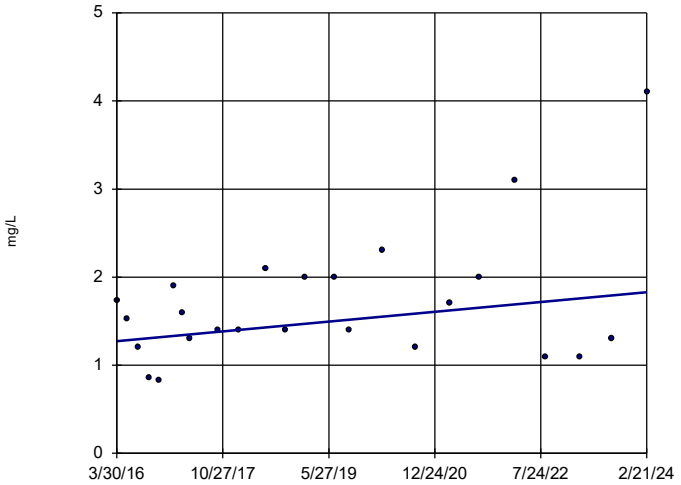

n = 24

Slope = 0.07022 units per year.

Mann-Kendall statistic = 44 critical = 105

Trend not significant at 99% confidence level (α = 0.005 per tail).

Constituent: Sulfate as SO4 Analysis Run 4/12/2024 12:17 PM View: Appendix III - Trend Tests

Plant Wansley Data: Wansley Landfill

Sanitas™ v.10.0.16 . UG

Hollow symbols indicate censored values.

Sen's Slope Estimator

GWC-17

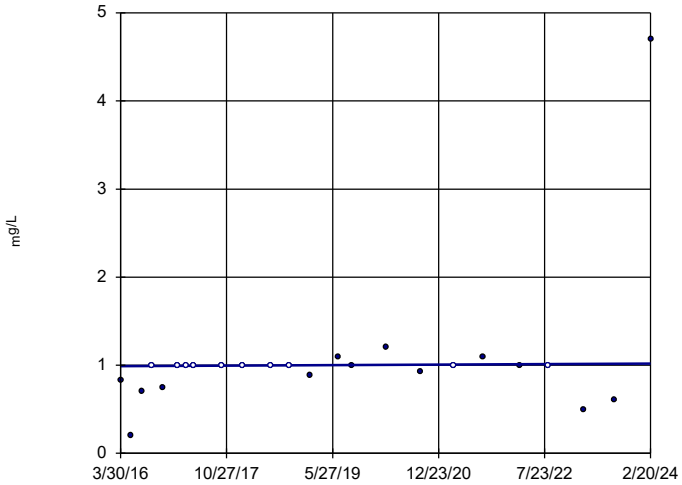

n = 24

Slope = 0.003721 units per year.

Mann-Kendall statistic = 58 critical = 105

Trend not significant at 99% confidence level (α = 0.005 per tail).

Constituent: Sulfate as SO4 Analysis Run 4/12/2024 12:17 PM View: Appendix III - Trend Tests

Plant Wansley Data: Wansley Landfill

Sanitas™ v.10.0.16 . UG

Hollow symbols indicate censored values.

Sen's Slope Estimator

GWC-20

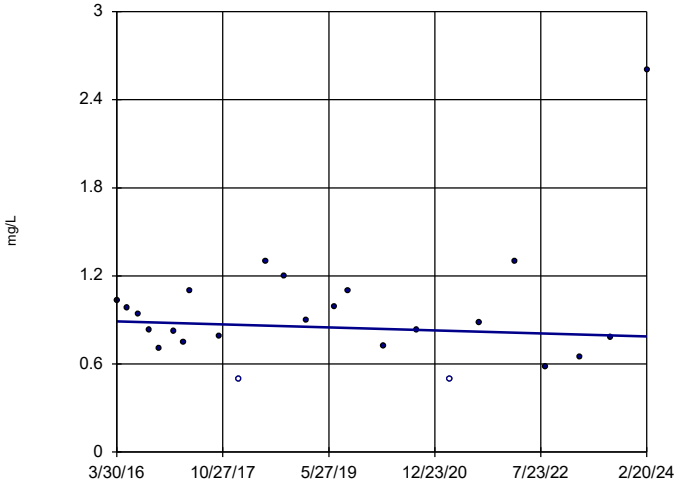

n = 24

Slope = -0.01294 units per year.

Mann-Kendall statistic = -18 critical = -105

Trend not significant at 99% confidence level (α = 0.005 per tail).

Constituent: Sulfate as SO4 Analysis Run 4/12/2024 12:17 PM View: Appendix III - Trend Tests

Plant Wansley Data: Wansley Landfill

Sanitas™ v.10.0.16 . UG

Hollow symbols indicate censored values.

Sen's Slope Estimator

GWC-23

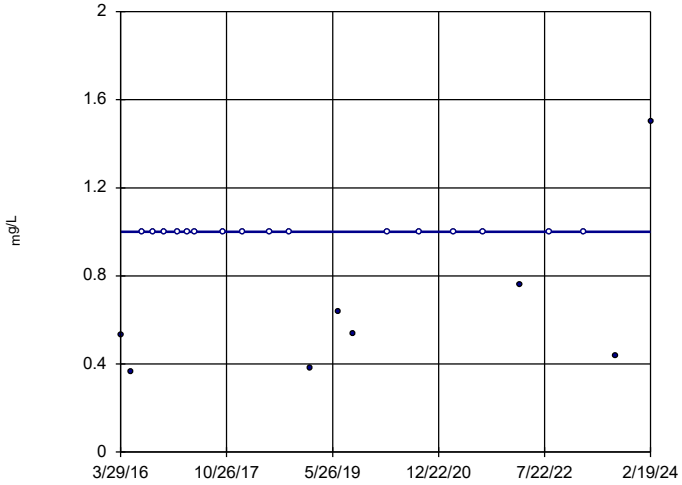

n = 24

Slope = 0 units per year.

Mann-Kendall statistic = 22 critical = 105

Trend not significant at 99% confidence level (α = 0.005 per tail).

Constituent: Sulfate as SO4 Analysis Run 4/12/2024 12:17 PM View: Appendix III - Trend Tests

Plant Wansley Data: Wansley Landfill

Sanitas™ v.10.0.16 . UG
Hollow symbols indicate censored values.

Sen's Slope Estimator

GWA-1 (bg)

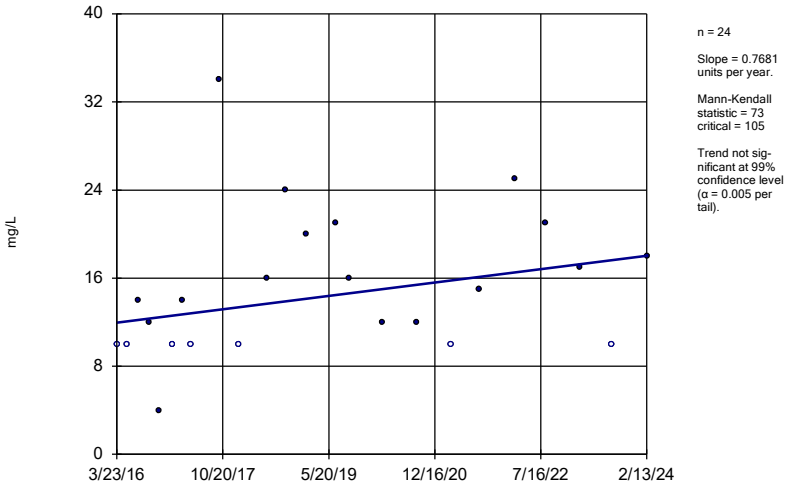

n = 24

Slope = 0.7681 units per year.

Mann-Kendall statistic = 73
critical = 105

Trend not significant at 99% confidence level (α = 0.005 per tail).

Constituent: Total Dissolved Solids [TDS] Analysis Run 4/12/2024 12:17 PM View: Appendix III - Trend Te
Plant Wansley Data: Wansley Landfill

Sanitas™ v.10.0.16 . UG
Hollow symbols indicate censored values.

Sen's Slope Estimator

GWA-2 (bg)

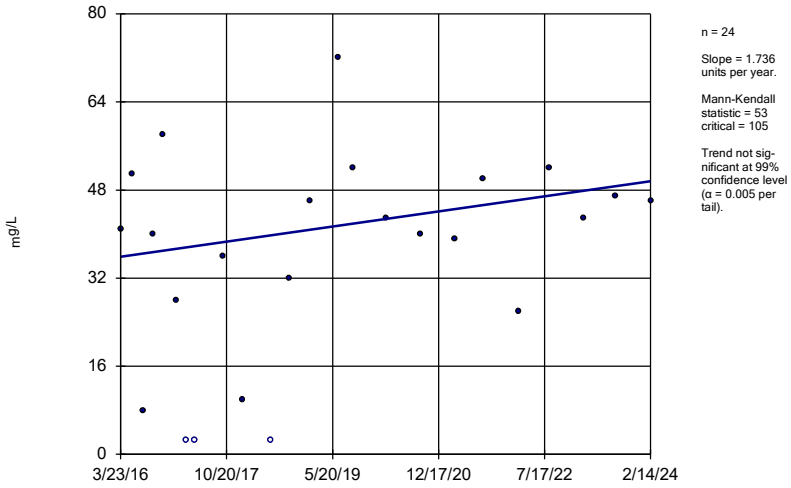

n = 24

Slope = 1.736 units per year.

Mann-Kendall statistic = 53
critical = 105

Trend not significant at 99% confidence level (α = 0.005 per tail).

Constituent: Total Dissolved Solids [TDS] Analysis Run 4/12/2024 12:17 PM View: Appendix III - Trend Te
Plant Wansley Data: Wansley Landfill

Sanitas™ v.10.0.16 . UG

Sen's Slope Estimator

GWA-28 (bg)

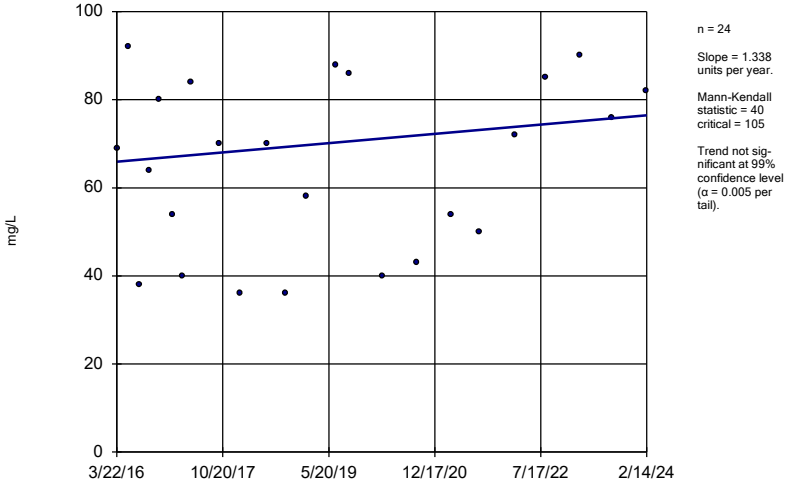

n = 24

Slope = 1.338 units per year.

Mann-Kendall statistic = 40
critical = 105

Trend not significant at 99% confidence level (α = 0.005 per tail).

Constituent: Total Dissolved Solids [TDS] Analysis Run 4/12/2024 12:17 PM View: Appendix III - Trend Te
Plant Wansley Data: Wansley Landfill

Sanitas™ v.10.0.16 . UG

Sen's Slope Estimator

GWA-29 (bg)

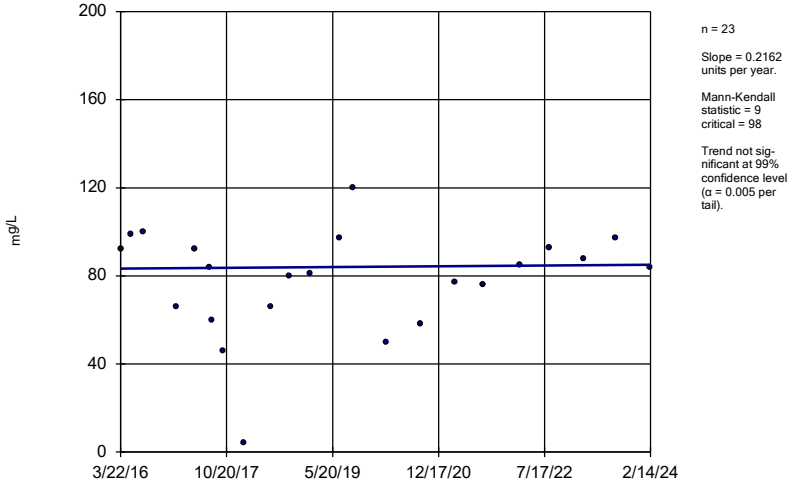

n = 23

Slope = 0.2162 units per year.

Mann-Kendall statistic = 9
critical = 98

Trend not significant at 99% confidence level (α = 0.005 per tail).

Constituent: Total Dissolved Solids [TDS] Analysis Run 4/12/2024 12:17 PM View: Appendix III - Trend Te
Plant Wansley Data: Wansley Landfill

Sanitas™ v.10.0.16 . UG

Sen's Slope Estimator

GWA-3 (bg)

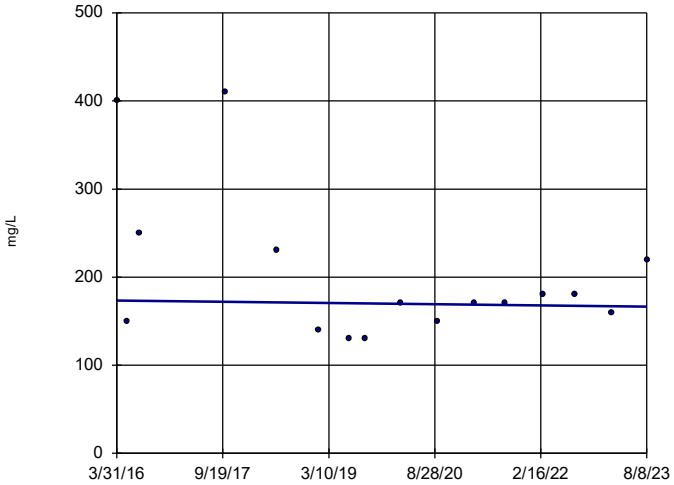

n = 16

Slope = -0.9733 units per year.

Mann-Kendall statistic = -6
critical = -58

Trend not significant at 99% confidence level (α = 0.005 per tail).

Constituent: Total Dissolved Solids [TDS] Analysis Run 4/12/2024 12:17 PM View: Appendix III - Trend Te
Plant Wansley Data: Wansley Landfill

Sanitas™ v.10.0.16 . UG

Sen's Slope Estimator

GWA-4 (bg)

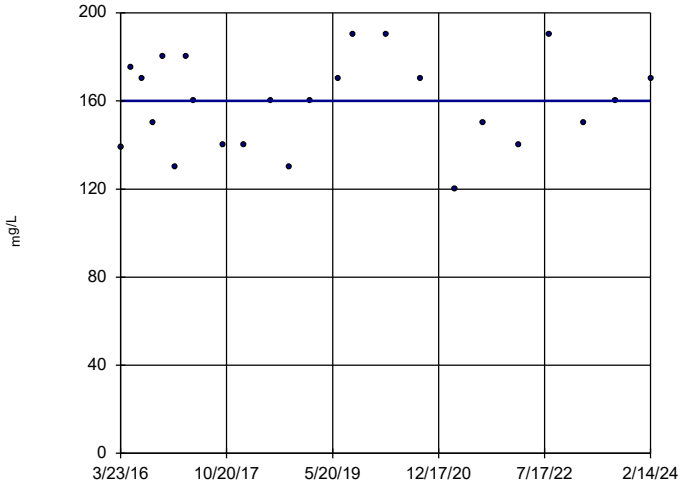

n = 24

Slope = 0 units per year.

Mann-Kendall statistic = 17
critical = 105

Trend not significant at 99% confidence level (α = 0.005 per tail).

Constituent: Total Dissolved Solids [TDS] Analysis Run 4/12/2024 12:17 PM View: Appendix III - Trend Te
Plant Wansley Data: Wansley Landfill

Sanitas™ v.10.0.16 . UG
Hollow symbols indicate censored values.

Sen's Slope Estimator

GWC-24

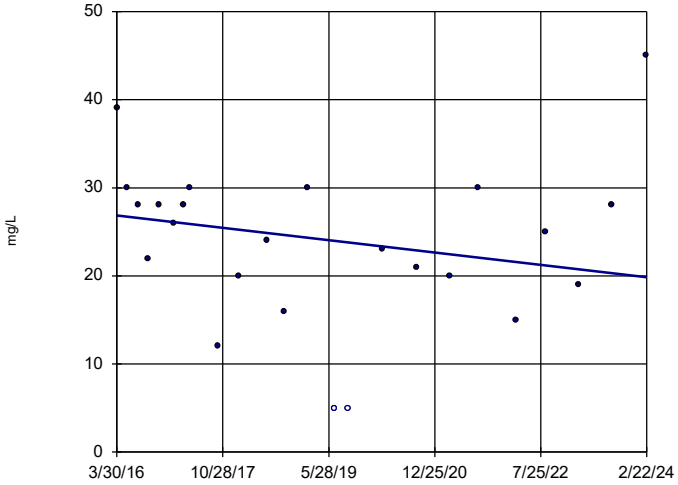

n = 24

Slope = -0.8852 units per year.

Mann-Kendall statistic = -46
critical = -105

Trend not significant at 99% confidence level (α = 0.005 per tail).

Constituent: Total Dissolved Solids [TDS] Analysis Run 4/12/2024 12:17 PM View: Appendix III - Trend Te
Plant Wansley Data: Wansley Landfill

Sanitas™ v.10.0.16 . UG
Hollow symbols indicate censored values.

Sen's Slope Estimator

GWC-35

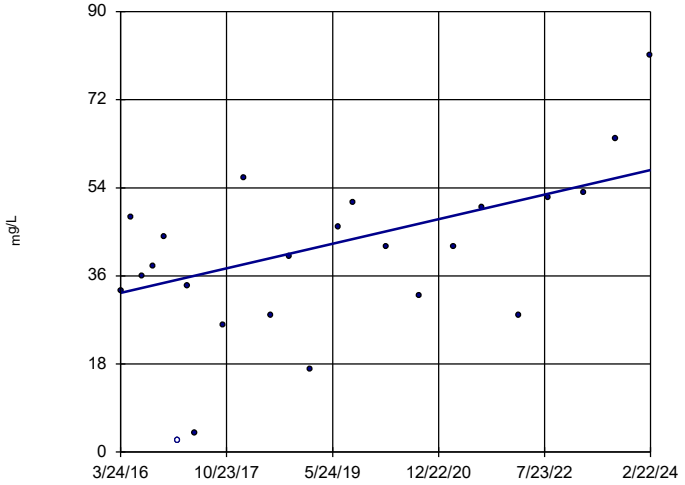

n = 24

Slope = 3.177 units per year.

Mann-Kendall statistic = 102
critical = 105

Trend not significant at 99% confidence level (α = 0.005 per tail).

Constituent: Total Dissolved Solids [TDS] Analysis Run 4/12/2024 12:17 PM View: Appendix III - Trend Te
Plant Wansley Data: Wansley Landfill

FIGURE N.

Appendix I Intrawell Prediction Limits - Resample - All Results (No Significant)

Plant Wansley Data: Wansley Landfill Printed 4/12/2024, 12:34 PM

Constituent	Well	Upper Lim.	Date	Observ.	Sig.	Bg N	Bg Mean	Std. Dev.	%NDs	ND Adj.	Transform	Alpha	Method
Antimony (mg/L)	GWC-13	0.002	3/27/2024	0.002ND	No	34	n/a	n/a	85.29	n/a	n/a	0.001599	NP Intra (NDs) 1 of 2

Sanitas™ v.10.0.16 . UG
Hollow symbols indicate censored values.
Within Limit

Prediction Limit

Intrawell Non-parametric

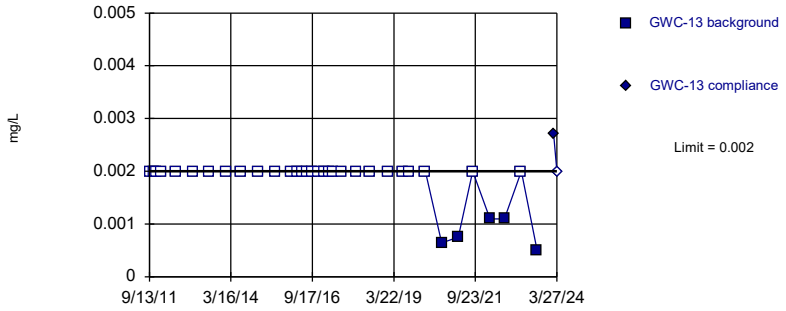

Non-parametric test used in lieu of parametric prediction limit because censored data exceeded 50%. Limit is highest of 34 background values. 85.29% NDs. Well-constituent pair annual alpha = 0.003195. Individual comparison alpha = 0.001599 (1 of 2).

Constituent: Antimony Analysis Run 4/12/2024 12:33 PM View: Resample
Plant Wansley Data: Wansley Landfill

Prediction Limit

Constituent: Antimony (mg/L) Analysis Run 4/12/2024 12:34 PM View: Resample

Plant Wansley Data: Wansley Landfill

	GWC-13	GWC-13
9/13/2011	<0.002	
10/28/2011	<0.002	
12/4/2011	<0.002	
1/24/2012	<0.002	
7/11/2012	<0.002	
1/8/2013	<0.002	
7/10/2013	<0.002	
1/21/2014	<0.002	
7/1/2014	<0.002	
1/21/2015	<0.002	
7/28/2015	<0.002	
1/27/2016	<0.002	
3/29/2016	<0.002	
5/25/2016	<0.002	
7/26/2016	<0.002	
9/15/2016	<0.002	
11/17/2016	<0.002	
1/31/2017	<0.002	
3/23/2017	<0.002	
5/3/2017	<0.002	
8/4/2017	<0.002	
1/25/2018	<0.002	
6/20/2018	<0.002	
1/22/2019	<0.002	
6/25/2019	<0.002	
9/12/2019	<0.002	
3/12/2020	<0.002	
9/10/2020	0.00064 (J)	
3/17/2021	0.00075 (J)	
8/23/2021	<0.002	
3/8/2022	0.0011 (J)	
8/15/2022	0.0011 (J)	
2/21/2023	<0.002	
8/16/2023	0.00051 (J)	
2/19/2024		0.0027
3/27/2024		<0.002 (R)

ND substitution: RL or RL/2 if <15% NDs.

FIGURE O.

Appendix III Intrawell Prediction Limits - Resample - All Results (No Significant)

Plant Wansley Data: Wansley Landfill Printed 4/12/2024, 4:17 PM

Constituent	Well	Upper Lim.	Lower Lim.	Date	Observ.	Sig.	Bg N	Bg Mean	Std. Dev.	%NDs	ND Adj.	Transform	Alpha	Method
pH, Field (S.U.)	GWC-13	7.566	6.52	3/27/2024	7	No	23	n/a	n/a	0	n/a	n/a	0.006831	NP Intra (normality) 1 of 2
pH, Field (S.U.)	GWC-31	6.435	5.756	3/27/2024	5.97	No	23	6.096	0.1334	0	None	No	0.0001297	Param Intra 1 of 2

Within Limits

Prediction Limit

Intrawell Non-parametric

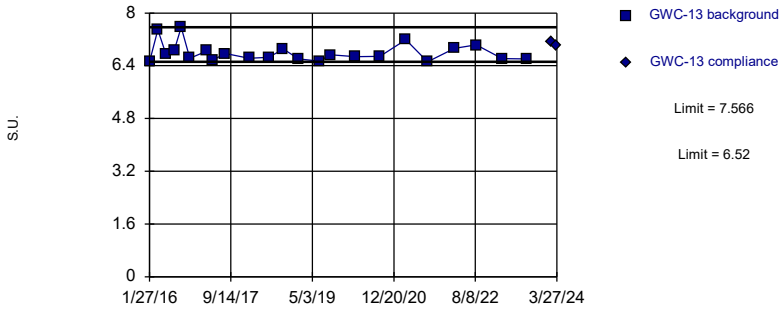

Non-parametric test used in lieu of parametric prediction limit because the Shapiro Wilk normality test showed the data to be non-normal at the 0.01 alpha level. Limits are highest and lowest of 23 background values. Well-constituent pair annual alpha = 0.01364. Individual comparison alpha = 0.006831 (1 of 2).

Constituent: pH, Field Analysis Run 4/12/2024 4:16 PM View: Resample

Plant Wansley Data: Wansley Landfill

Sanitas™ v.10.0.16 . UG

Within Limits

Prediction Limit

Intrawell Parametric

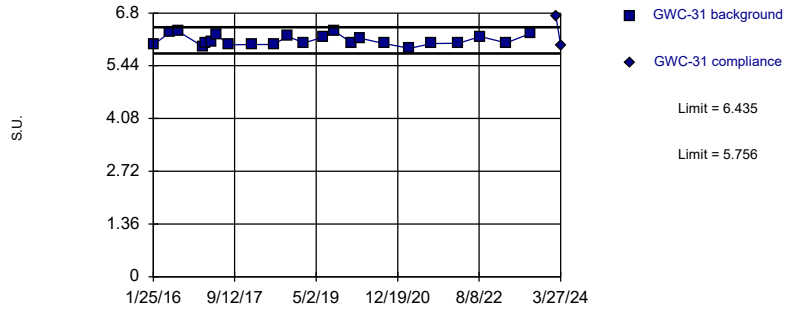

Background Data Summary: Mean=6.096, Std. Dev.=0.1334, n=23. Normality test: Shapiro Wilk @alpha = 0.01, calculated = 0.9092, critical = 0.881. Kappa = 2.544 (c=7, w=29, 1 of 2, event alpha = 0.05132). Report alpha = 0.0002595.

Constituent: pH, Field Analysis Run 4/12/2024 4:16 PM View: Resample

Plant Wansley Data: Wansley Landfill

Prediction Limit

Constituent: pH, Field (S.U.) Analysis Run 4/12/2024 4:17 PM View: Resample

Plant Wansley Data: Wansley Landfill

	GWC-13	GWC-13
1/27/2016	6.52	
3/29/2016	7.49	
5/25/2016	6.76	
7/26/2016	6.859244	
9/15/2016	7.565879	
11/17/2016	6.63	
3/23/2017	6.85	
5/3/2017	6.57	
8/4/2017	6.77 (D)	
1/25/2018	6.63 (D)	
6/20/2018	6.66	
10/2/2018	6.91	
1/22/2019	6.61	
6/25/2019	6.54	
9/12/2019	6.73	
3/12/2020	6.68	
9/10/2020	6.69	
3/17/2021	7.19	
8/23/2021	6.52	
3/8/2022	6.93	
8/15/2022	7.03	
2/21/2023	6.62	
8/16/2023	6.61	
2/19/2024		7.14
3/27/2024		7 (R)

Prediction Limit

Constituent: pH, Field (S.U.) Analysis Run 4/12/2024 4:17 PM View: Resample

Plant Wansley Data: Wansley Landfill

	GWC-31	GWC-31
1/25/2016	5.98	
5/25/2016	6.3	
7/27/2016	6.327805	
1/24/2017	5.93	
2/6/2017	6.04	
3/28/2017	6.06	
5/1/2017	6.24	
8/3/2017	5.98 (D)	
1/22/2018	5.99 (D)	
6/27/2018	5.99	
10/3/2018	6.2	
1/31/2019	6.03	
6/26/2019	6.18	
9/11/2019	6.34	
1/14/2020	6.04	
3/17/2020	6.15	
9/11/2020	6.01	
3/16/2021	5.89	
8/25/2021	6.01	
3/10/2022	6.02	
8/16/2022	6.19	
2/22/2023	6.03	
8/16/2023	6.27	
2/21/2024		6.72
3/27/2024		5.97 (R)

APPENDIX D

ALTERNATE SOURCE DEMONSTRATION

Georgia Power

Plant Wansley CCR Landfill

PERMIT #: 074-005D(CCR)

Heard County

ALTERNATE SOURCE DEMONSTRATION

Atlantic Coast Consulting, Inc.

CERTIFICATION STATEMENT

I hereby certify that the information used in this alternate source demonstration for the coal combustion residuals (CCR) Unit located at Georgia Power's Plant Wansley located at 1371 Liberty Church Road, Carrollton, Georgia, and designated as the Coal Combustion By-Product Disposal Facility, is accurate pursuant to the requirements of 40 CFR §257.94(e)(2). I hereby certify that I am a qualified groundwater scientist, in accordance with the Georgia Rules of Solid Waste Management, and 40 CFR Part 258.50(g).



Ryan K. Walker, P.G.
Georgia Registered Professional
Geologist No. 2378
Originator
April 30, 2024



Chad Hall, PhD, P.E.
Georgia Registered Professional
Engineer No. 40688
Reviewer
April 30, 2024

Table of Contents

1.0 INTRODUCTION 1
2.0 ALTERNATE SOURCE DEMONSTRATION 2
2.1 Dust Suppression 2
2.2 Natural Variation in Groundwater Quality 2
2.3 Geochemical Characterization 3
3.0 CONCLUSIONS AND RECOMMENDATIONS 4
4.0 REFERENCES 6

Figures

Figure 1 – Plant Wansley Landfill Site Map
Figure 2 – Plant Wansley Landfill Well Location Map
Figure 3 – Boron Time Series Plot for GWC-9
Figure 4 – Boron Compared to Groundwater Elevations in GWC-9
Figure 5 – Piper Diagram
Figure 6 – Stiff Diagrams
Figure 7 – Geologic Map

Appendices

Appendix A – Alternate Source Demonstration – Plant Wansley CCR Landfill (2018)
Appendix B – Laboratory Analytical Results
Appendix C – GWC-9 Boring Log

1.0 INTRODUCTION

This Alternate Source Demonstration (ASD) report has been prepared to address a statistically significant increase (SSI) identified in the groundwater monitoring network at the Georgia Power Company (GPC) – Plant Wansley CCR Landfill (the Site) following the second semiannual detection monitoring event of 2023. The SSI was identified for Appendix III constituent boron at detection monitoring well GWC-9. An ASD addressing boron at GWC-9 was previously submitted to Georgia Environmental Protection Division (EPD) in 2018 (ACC, 2018). The complete 2018 ASD is provided as Appendix A. This ASD has been prepared pursuant to 40 Code of Federal Regulations (CFR) 257.94(e)(2).

The Site, located in northeast Heard County and southeast Carroll County, Georgia, is comprised of three cells within an approximate 73-acre footprint (Figure 1). The landfill is permitted to operate by the Georgia EPD Solid Waste Handling Permit No. 074-005D(CCR).

In August 2023, a semiannual detection monitoring event was conducted at the Site (ACC, January 2024) in accordance with the United States Environmental Protection Agency (USEPA) CCR rule (40 CFR 257 Subpart D; published in 80 Federal Register 21302-21501, April 17, 2015) and the Site, EPD approved, *Groundwater Monitoring Plan* (HHNT, 2022). As a result of the statistical analysis, performed by Groundwater Stats Consulting (GSC), an SSI for the Appendix III constituent boron was identified at detection groundwater monitoring well GWC-9 (See Figure 2 for the well location).

The concentration of boron in the sample from GWC-9 was 0.088 milligrams per liter (mg/L), slightly above the statistically derived site prediction limit of 0.080 mg/L. A verification resample was collected for boron in September 2023, which verified the SSI at a concentration of 0.13 mg/L. The statistical analysis of the August and September 2023 data was performed in accordance with the USEPA document Statistical Analysis of Groundwater Data at RCRA Facilities Unified Guidance (Unified Guidance) (USEPA, 2009).

GWC-9 was sampled again on February 19, 2024, for the first 2024 semiannual groundwater sampling event. The concentration of boron for that sampling event was 0.080 mg/L which equals the site prediction limit, and therefore, will not be calculated as a statistical exceedance for the 2024 semiannual groundwater event.

Since the submittal of the 2018 ASD (Appendix A), concentrations of boron in GWC-9 decreased to below the site prediction limit and boron exhibited a decreasing trend in this well since November 2016. However, the August and September 2023 concentrations of boron in GWC-9 increased to above the site prediction limit (see Figure 3 – Boron Time Series Plot for GWC-9). This ASD has been prepared to address the recent boron SSI in GWC-9.

2.0 ALTERNATE SOURCE DEMONSTRATION

This ASD builds on information provided in the 2018 ASD. Because the CCR Unit has a high-density polyethylene (HDPE) liner and leachate collection system, it is unlikely that the CCR Unit is the direct source of groundwater impact at GWC-9. Due to the lined CCR Unit and review of available Site data, the SSI reported for boron at well GWC-9 is not associated with a release from the CCR Unit. The following sections provide specific demonstrations to support this ASD such as a previous operational issue related to dust suppression and natural variation in groundwater quality.

2.1 Dust Suppression

As mentioned in the 2018 ASD (Appendix A), during drought conditions present in 2016, the facility opted to minimize water usage from typical sources by utilizing water from the NPDES discharge pond (retention pond) for road dust suppression. This retention pond water had been treated prior to use for dust suppression; however, it may have exhibited slightly different chemical characteristics than the dust suppression water used during non-drought conditions. This may have accounted for the 2016 boron increases and subsequent decline after the drought ended, and the data supports this as the concentration of boron declined after 2017. An operational issue related to dust suppression is the likely source for the initial 2016 concentrations of boron found in GWC-9.

2.2 Natural Variation in Groundwater Quality

The low-level boron concentrations at GWC-9 have shown variability between 2016 through February 2024, with ranges from non-detect (ND) [March 2022] to 0.44 milligrams per liter (mg/L) [November 2016], as shown on Figure 3. Overall, the concentration of boron in GWC-9 has declined since the November 2016 peak value of 0.44 mg/L. GWC-9 was sampled on February 19, 2024, for the 2024 semiannual groundwater sampling event. The concentration of boron for that sampling event was 0.080 mg/L which equals the site prediction limit and illustrates the low-level nature of boron concentration at GWC-9. There is no maximum contaminant level (MCL) established for boron, but concentrations of boron in GWC-9 have been well below the USEPA Regional Screening Level of 4.0 mg/L. The February 2024 laboratory analytical data report J246863-1 is provided in Appendix B.

A review of Plant Wansley Ash Pond 1 data shows that the site background concentrations for boron at the Ash Pond is 0.10 mg/L (Georgia Power Company, 2024). This boron concentration was from monitoring well WGWA-18 (Figure 7) during the August 2021 sampling event. This background concentration is higher than the site background concentration for boron at the Plant Wansley CCR Landfill which is 0.080 mg/L. This demonstrates that background concentrations of boron at Plant Wansley, while low-level, are spatially variable. The initial boron concentration of 0.088 mg/L for GWC-9 during the second 2023 semiannual sampling period was below the site background at Ash Pond 1 and the most recent boron concentration data from GWC-9 (February 2024) was equal to the site prediction limit and, therefore, will not be calculated as a statistical increase at the Site.

The variation in the concentration of boron in GWC-9 may also be attributed to fluctuations in groundwater elevations. As shown on Figure 4, boron concentrations in GWC-9 show an inverse correlation when compared to minor changes in groundwater elevations. As groundwater elevations decrease, the concentration of boron increases and vice versa. This correlation may be indicative of an interaction occurring between a geological layer and lower groundwater elevation near the screened interval of GWC-9 (Appendix C), as discussed in the following section. Leachate indicator parameters chloride and sulfate have not been detected at SSI concentrations which further indicates that GWC-9 is not being impacted by the CCR unit.

2.3 Geochemical Characterization

The Piper diagram on Figure 5 was created from the groundwater data collected during the February 2024 semiannual sampling event. Displayed on the figure is a highlighted section in which typical CCR leachate would plot on the diagram based upon fine ash leaching research (Zielke-Olivier and Vermeulen 2019). Figure 5 shows that the water types displayed by the upgradient groundwater wells and downgradient groundwater well GWC-9 data are generally similar and are not indicative of CCR source water. As demonstrated in the figure, the data for GWC-9 is similar to the data for upgradient well GWA-2. In general, the data for GWC-9 plots in similar areas of the diagram as the rest of the upgradient monitoring wells at the Site and in a different area than typical coal ash leachate.

GWC-14 was included in Figure 5 for comparison purposes. A boron SSI was also confirmed in GWC-14 during the August 2023 reporting period. However, the boron SSI in GWC-14 has been addressed by an August 2022 ASD Addendum, which has been approved by Geogia EPD. The cause of the SSIs for GWC-14 has been attributed to an aboveground expansion joint failure that was directly upgradient of GWC-14. This incident has impacted GWC-14 with leachate that was being transferred from the return water pond through the return water dual wall pipes to the plant for operational purposes. If GWC-9 is being impacted from leachate from the landfill you would expect to see similarities in the water type between GWC-9 and GWC-14. However, as displayed in Figure 5, GWC-9 does not plot near GWC-14 and instead plots similarly to background wells at the Site. The water type displayed for GWC-14 plots closer to the typical coal ash leachate area of the diagram. This suggests that GWC-9 is not being impacted by the CCR Unit.

Stiff diagrams in Figure 6 generally support the data derived from the Piper plots in Figure 5, showing water types not indicative of CCR leachate. Bicarbonate ions are similar in upgradient well GWA-2 and downgradient well GWC-9, suggesting similar natural groundwater type in both upgradient and downgradient wells. Additionally, as with Figure 5, GWC-14 has been included in Figure 6 for comparison purposes. The stiff diagrams for GWC-9 and GWC-14 do not display similarities which further suggests that GWC-9 is not being impacted by the CCR Unit.

The United States Geological Survey (USGS) National Geochemical Database (NGDB) shows that the USGS took several hard rock samples at locations around Plant Wansley in 1967, which predates waste placement at the Wansley Landfill. USGS

sample locations AEW095, AEW096, AEW087, and AEW088 all contained boron at concentrations of 50, 20, 50, and 10 parts per million (ppm) by weight, respectively. Of those locations, AEW095 and AEW096 are located nearest Wansley Landfill, as shown in Figure 7, and are within, or near, the same geological layer (granitic gneiss) for GWC-9. Uppin and Karro (2013) state that one factor controlling the groundwater chemistry is the lithological composition of water-bearing rocks and that the presence of boron bearing minerals in the host rock and their interaction with water are considered to be the main cause of boron enrichment in groundwater. The leachability of boron increases at longer contact times and is also influenced by the mixing speed and/or liquid-to-solid ratio (Tabelin *et. al*., 2013). The variation in the concentrations of boron at GWC-9 may be influenced by the leachability of boron-containing bedrock and fluctuations in groundwater elevation. As stated in the previous section, as groundwater elevations decrease, the concentration of boron increases, and vice versa. This correlation may be indicative of an interaction occurring between a geological layer and lower groundwater elevation near the screened interval of GWC-9.

3.0 CONCLUSIONS AND RECOMMENDATIONS

The Plant Wansley Landfill August 2023 Statistical Analysis report identified a verified SSI for boron in GWC-9. This ASD demonstrates that the original SSI of boron at GWC-9 is attributed to a previous operational issue related to dust suppression. Ongoing concentrations of boron are attributed to natural variation in groundwater quality due to the lithological composition of water-bearing rocks at the Site that contain boron bearing minerals and their interaction with groundwater.

Lines of evidence that supports this ASD conclusion include:

- Boron concentrations at GWC-9 have shown variability between 2016 to February 2024, with ranges from ND to 0.44 mg/L. Overall, the concentration of boron in GWC-9 has declined since the November 2016 temporary peak value of 0.44 mg/L, which was attributed to a previous operation issue related to dust suppression water. The most recent boron concentration data from GWC-9 (February 2024) was equal to the site prediction limit and will not be calculated as an SSI for the 2024 semiannual groundwater sampling event.
- Site groundwater geochemistry demonstrates similarity of water quality between GWC-9 and background conditions of upgradient wells, specifically GWA-2. Additionally, leachate indicator parameters chloride and sulfate have not been detected at SSI concentrations which further indicates that GWC-9 is not being impacted by the CCR unit.
- Groundwater elevations show an inverse correlation with boron concentrations, in which lower groundwater elevations may result in slightly higher concentrations of boron. This inverse correlation explains fluctuations in boron concentrations that are attributed to naturally derived sources from parent rock, as evidenced in the comparison of background concentrations of boron at the Ash Pond (0.10 mg/L) and Plant Wansley CCR Landfill (0.080 mg/L).

- The lithological composition of rocks at the Site contain boron. The leachability of boron in hard rock increases with longer contact times and is also influenced by the mixing speed interaction and/or liquid-to-solid ratio. The inverse relationship between groundwater elevation and the concentration of boron indicates an interaction occurring between a geological layer and lower groundwater elevation near the screened interval of GWC-9. The variation in the concentrations of boron at GWC-9 may be influenced by the leachability of boron containing bedrock and fluctuations in groundwater elevation.

Based on the information presented in this ASD, groundwater monitoring at Plant Wansley Landfill will remain in detection monitoring. Detection monitoring results will continue to be presented in the Semiannual and Annual Groundwater Monitoring and Corrective Action Reports.

4.0 REFERENCES

ACC, Inc. (ACC). 2023 Annual Groundwater Monitoring and Corrective Action Report. Plant Wansley CCR Landfill, January 2024.

Georgia Power Company. 2023 Annual Groundwater Monitoring and Corrective Action Report. Plant Wansley Ash Pond 1 (AP-1), January 2024.

Hodges, Harbin, Newberry, & Tribble, Inc. (HHNT). Groundwater Monitoring Plan, Plant Wansley – Coal Combustion Residuals (CCR) Landfill, Heard County, Georgia, October 2022.

Tabelin, C.B., Hashimoto, A., Igarashi, T., and Yoneda, T., Leaching of Boron, Arsenic and Selenium from Sedimentary Rocks: I. Effects of Contact Time, Mixing Speed and Liquid-to-Solid Ratio. The Science of the Total Environments. Vol 472. Pages 620 – 629. Dated December 6, 2013.

United States Environmental Protection Agency (US EPA), 2009. Unified Guidance, Statistical Analysis of Groundwater Monitoring Data at RCRA Facilities. USEPA 350/R-09/007 Office of Solid Waste Management Division, U.S. Environmental Protection Agency, Washington, D. C. March 2009.

United States Geological Survey. National Geochemical Database. Rocks. NGDB Rock Sample AEW087, Dated December 5, 1967.

United States Geological Survey. National Geochemical Database. Rocks. NGDB Rock Sample AEW088, Dated December 5, 1967.

United States Geological Survey. National Geochemical Database. Rocks. NGDB Rock Sample AEW095, Dated December 5, 1967.

United States Geological Survey. National Geochemical Database. Rocks. NGDB Rock Sample AEW096, Dated December 5, 1967.

Uppin, M. and Karro, E. Determination of Boron and Fluoride Sources in Groundwater: Batch Dissolution of Carbonate Rocks in Water. Geochemical Journal. Vol. 47. Pages 525 – 535. Dated July 14, 2013.

Zielke-Olivier, J. and Vermeulen, D. A Geochemical Weathering Profile of a Fine Ash Tailings Dam and its Impact on the Underlying Aquifers. Journal of Environmental Management, Vol. 242. Pages 162 – 170. Dated July 15, 2019.

FIGURES



Georgia Power

GEORGIA POWER COMPANY
PLANT WANSLEY LANDFILL

LEGEND

- APPROXIMATE LANDFILL/CELL BOUNDARY
- APPROXIMATE PROPERTY BOUNDARY

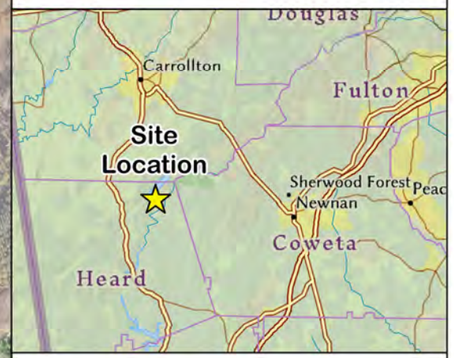

NOTES

1. AERIAL DATED JANUARY 30, 2024, FROM SAM, LLC. ADDITIONAL PHOTOGRAPHY SOURCED FROM NATIONAL AGRICULTURE IMAGERY PROGRAM (NAIP) DATED NOVEMBER 15, 2021

N

600 300 0 600

SCALE (IN FEET)

ATLANTIC COAST CONSULTING, INC.

ALTERNATE SOURCE DEMONSTRATION

SITE MAP

FIGURE 1

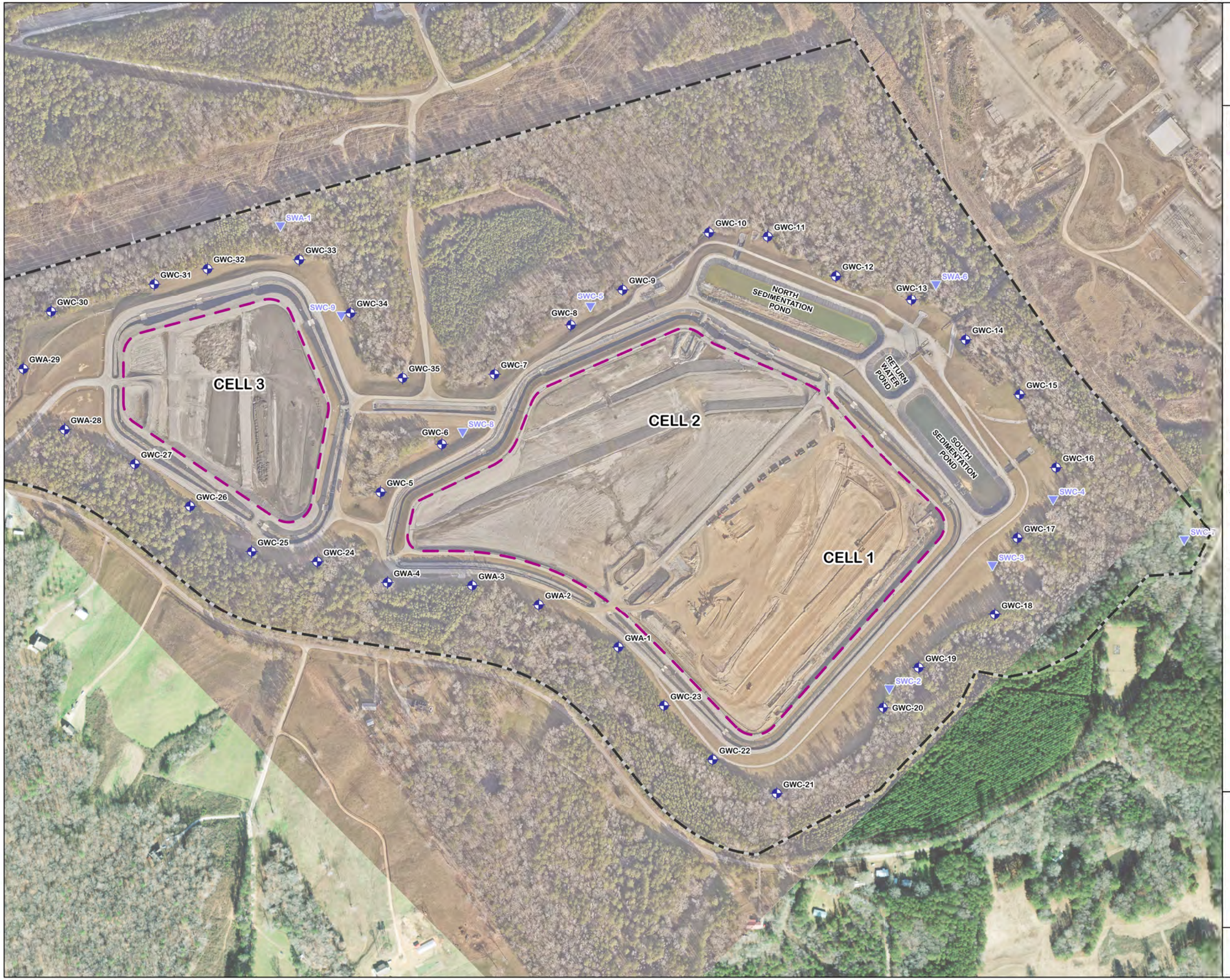

Georgia Power

GEORGIA POWER COMPANY
PLANT WANSLEY LANDFILL

LEGEND

- APPROXIMATE LANDFILL/CELL BOUNDARY
- APPROXIMATE PROPERTY BOUNDARY
- GROUNDWATER MONITORING WELL
- SURFACE WATER MONITORING POINT

NOTES

1. AERIAL DATED JANUARY 30, 2024, FROM SAM, LLC. ADDITIONAL PHOTOGRAPHY SOURCED FROM NATIONAL AGRICULTURE IMAGERY PROGRAM (NAIP) DATED NOVEMBER 15, 2021.
2. SURFACE WATER MONITORING POINTS SWC-2, SWC-3, SWC-4, SWC-5, SWC-8, AND SWC-9 ARE UNDERDRAIN SAMPLING LOCATIONS.

N

450 225 0 450

SCALE (IN FEET)

Atlantic Coast Consulting, Inc.

ALTERNATE SOURCE DEMONSTRATION

WELL LOCATION MAP

FIGURE 2

Figure 3
Boron Time Series Plot for GWC-9

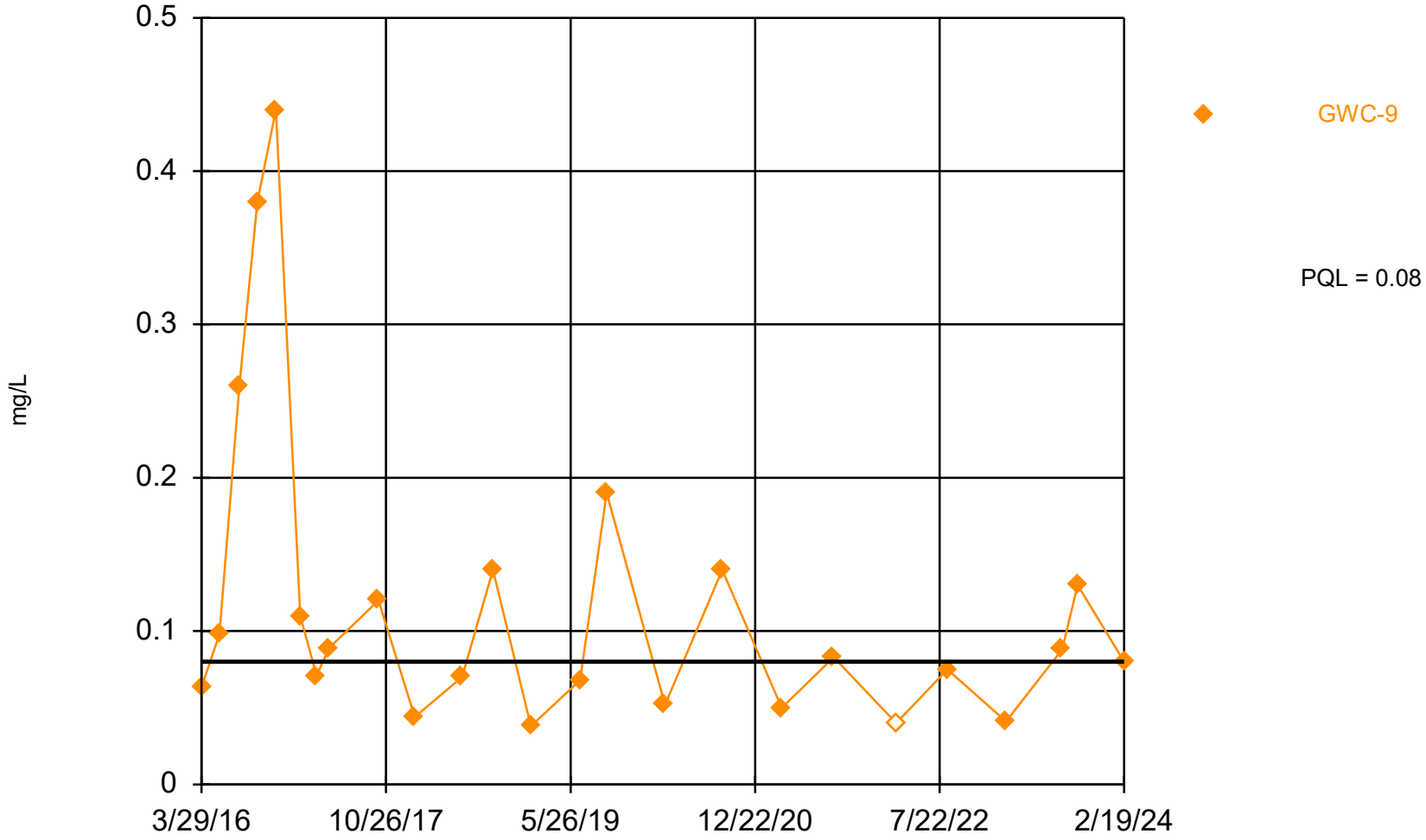

Figure 4
Boron vs Groundwater Elevation
Time Series Plot for GWC-9

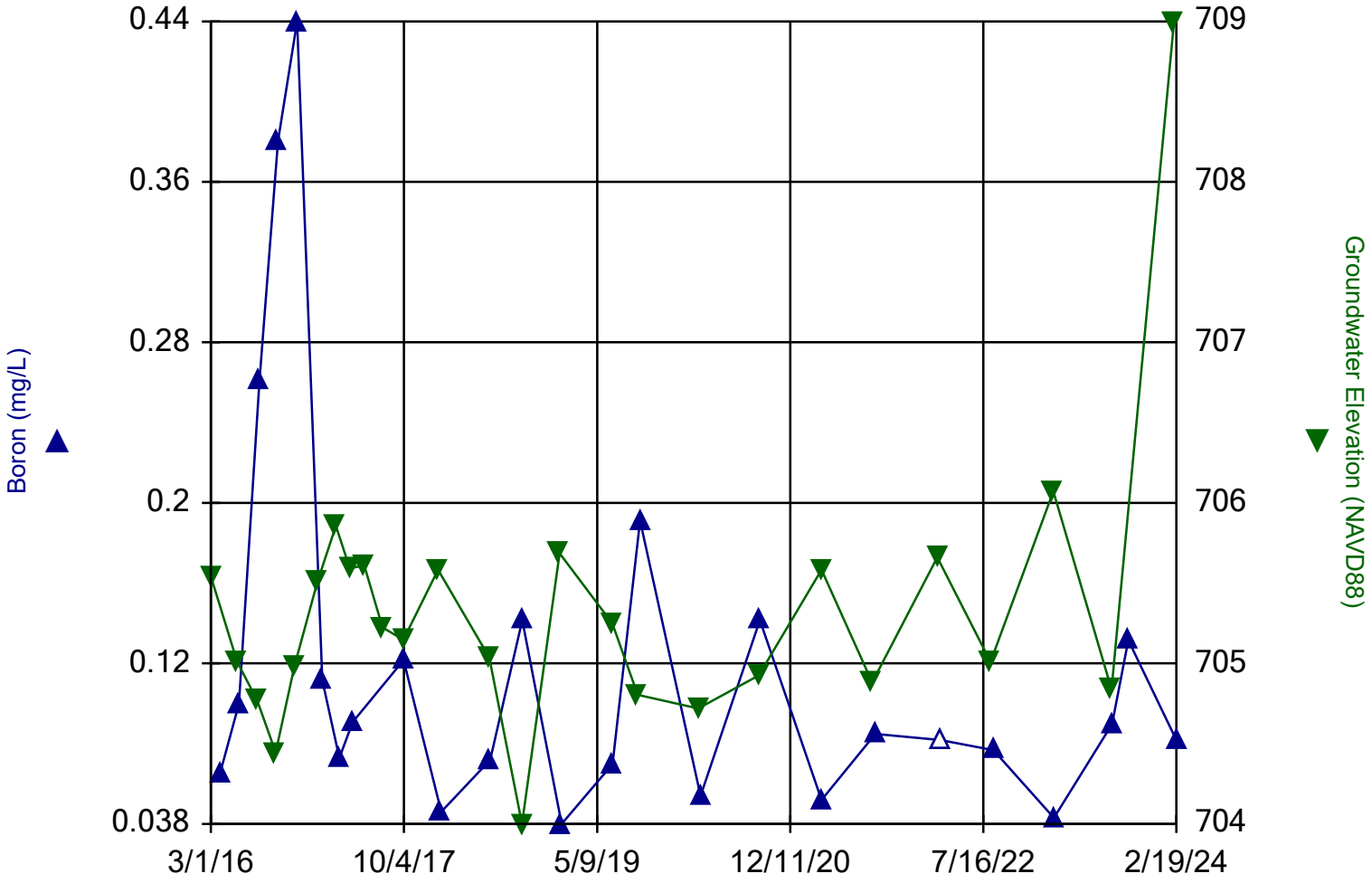

Figure 5
Piper Diagram

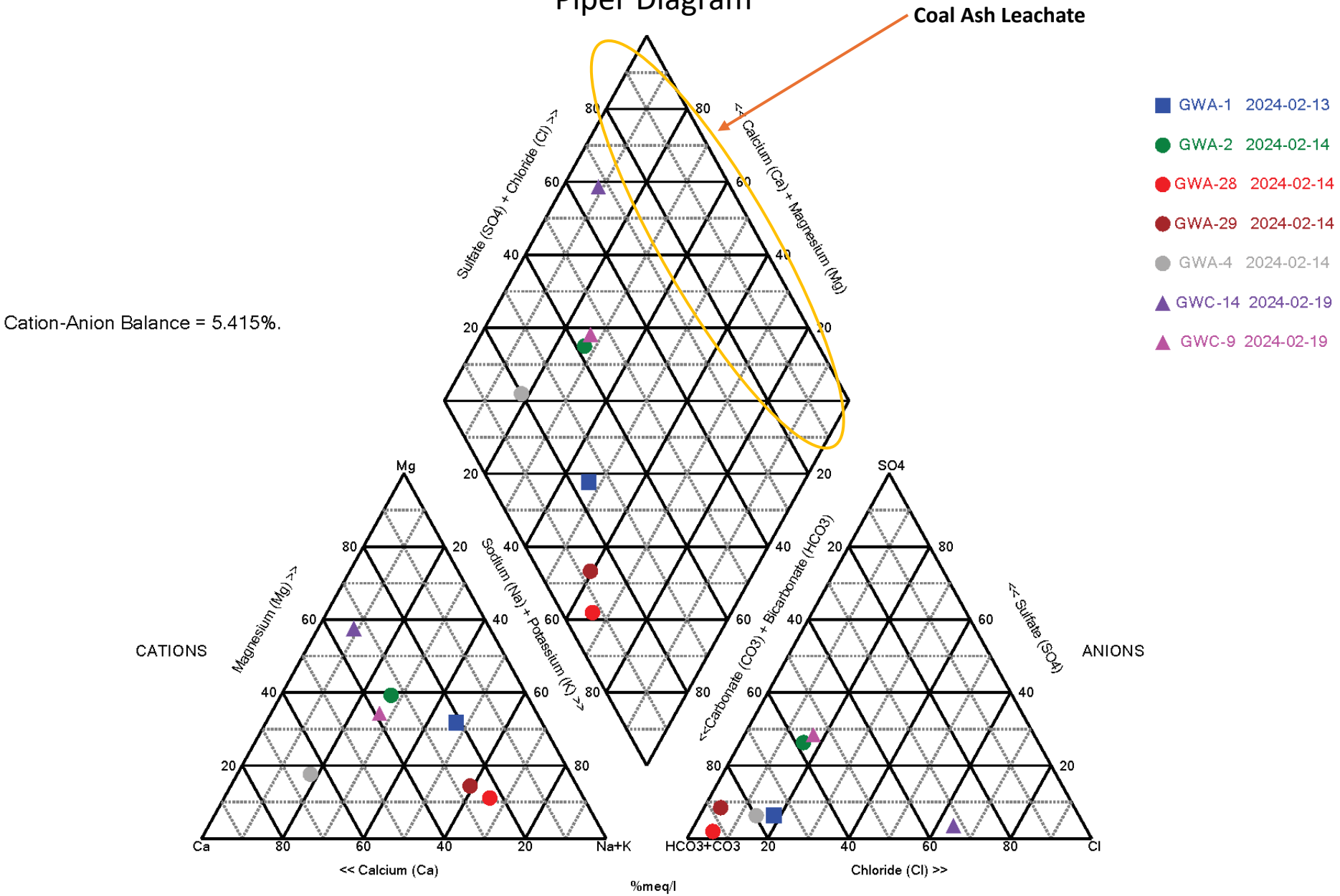

Figure 6
Stiff Diagram

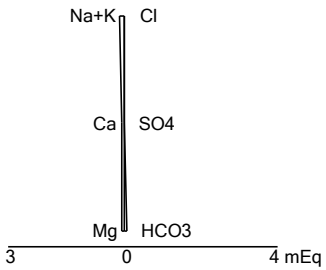

GWA-1* 2024-02-13

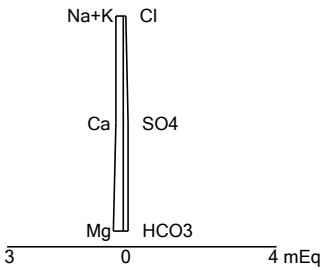

GWA-2* 2024-02-14

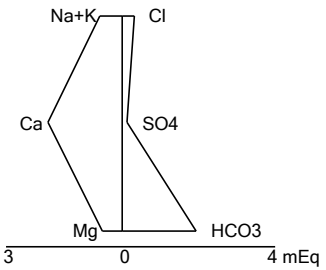

GWA-4* 2024-02-14

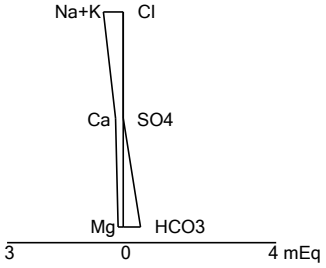

GWA-28* 2024-02-14

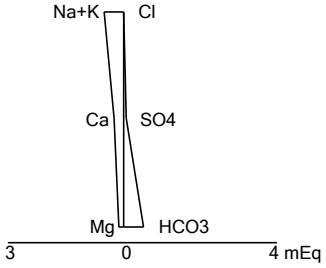

GWA-29* 2024-02-14

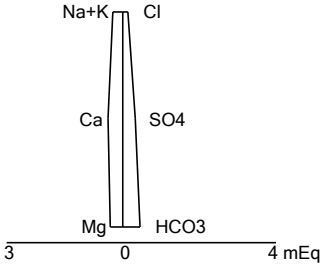

GWC-9 2024-02-19

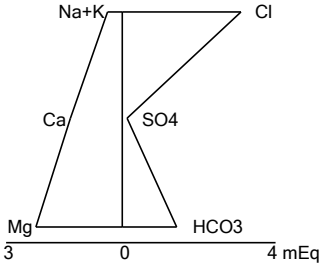

GWC-14 2024-02-19

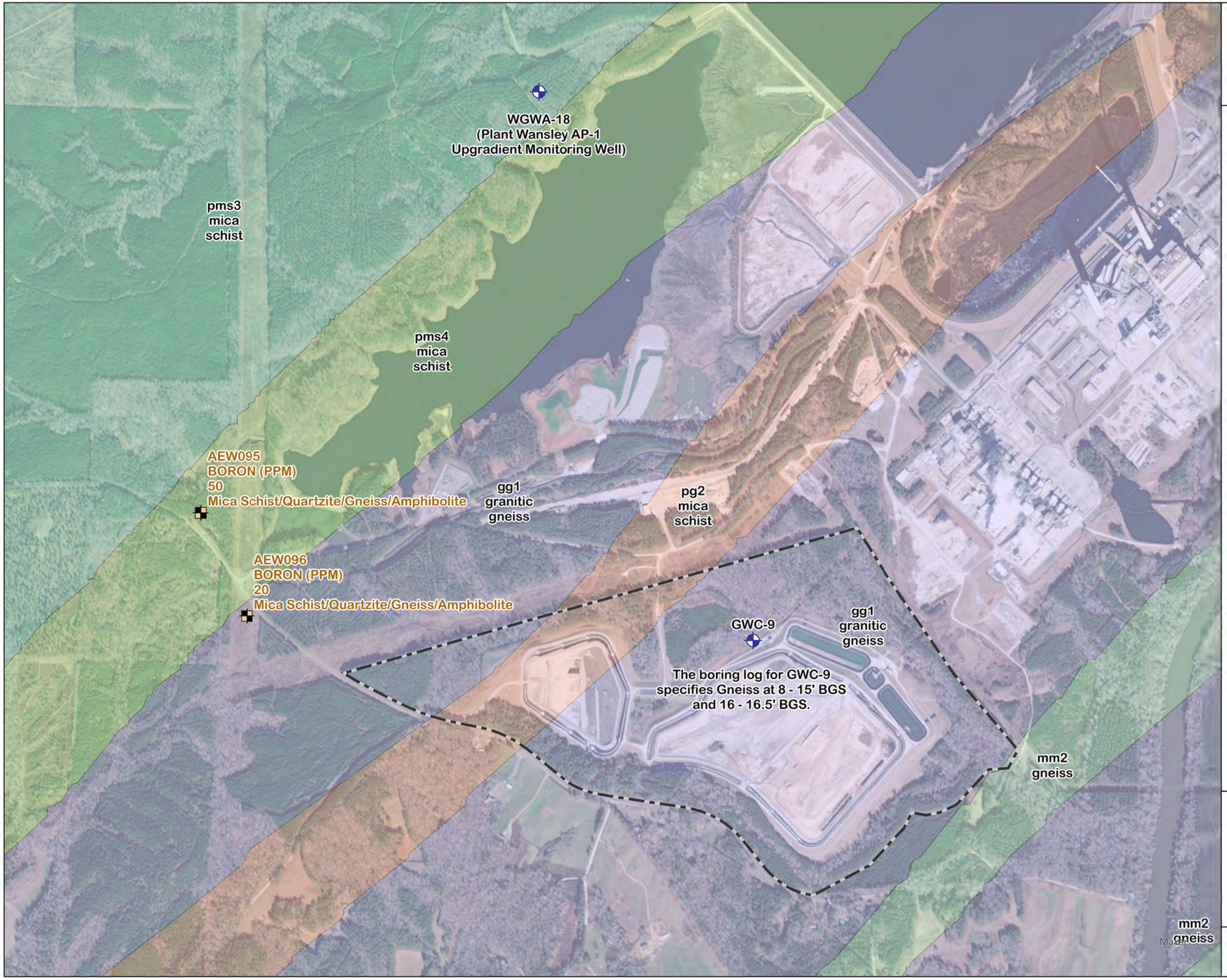

Georgia Power

GEORGIA POWER COMPANY
PLANT WANSLEY LANDFILL

LEGEND

- APPROXIMATE PROPERTY BOUNDARY
- GROUNDWATER MONITORING WELL
- USGS NGDB ROCK SAMPLE LOCATION
- gg1
- mm2
- pg2
- pms3
- pms4

NOTES

1. USGS NGDB ROCK SAMPLE DATA SOURCED FROM USGS'S ONLINE SPATIAL DATA "NATIONAL GEOCHEMICAL DATABASE."
2. GEOLOGIC LAYER SOURCED FROM LAWTON, D.E., AND OTHERS, 1976, GEOLOGIC MAP OF GEORGIA: GEORGIA GEOLOGICAL SURVEY, SCALE = 1:500,000.

N

1,000 500 0 1,000
SCALE (IN FEET)

ATLANTIC COAST CONSULTING, INC.

ALTERNATE SOURCE DEMONSTRATION

GEOLOGIC MAP

FIGURE 7

APPENDICES

APPENDIX A

Alternate Source Demonstration – Plant Wansley CCR Landfill (2018)

Georgia Power Company
Plant Wansley CCR Landfill

Carrollton, Georgia 30116
Heard County

Alternate Source Demonstration



Atlantic Coast Consulting, Inc.

Certification Statement

I hereby certify that the information used in this alternate source demonstration for the CCR Unit located at Georgia Power's Plant Wansley located at 1371 Liberty Church Road, Carrollton, Georgia, and designated as the Coal Combustion By-Product Disposal Facility, is accurate pursuant to the requirements of 40 CFR §257.94(e)(2).



Evan B. Perry, P.G.
Georgia Registered Professional
Geologist No. 1744
Originator



Richard T. Deason, P.E.
Georgia Registered Professional
Engineer No. 2213
Reviewer

Table of Contents

Cover Sheet

Certification Statement

Table of Contents

Section — Page No.

SECTION 1 Introduction 1
SECTION 2 Alternate Source Demonstration 2
2.1 GWC-9 2
2.1.1 SSI Identification 2
2.1.2 Data Review 2
2.1.3 Alternate Source Review 3
2.1.4 Natural Variation in Groundwater Quality 3
2.1.5 Summary and Recommendations 4
2.2 GWC-14 4
2.2.1 SSI Identification 4
2.2.2 Data Review 4
2.2.3 Alternate Source Review 4
2.2.4 Summary and Recommendations 5
2.3 GWC-32 5
2.3.1 SSI Identification 5
2.3.2 Data Review 5
2.3.3 Alternate Source Review 6
2.3.4 Natural Variation in Groundwater Quality 6
2.3.5 Summary and Recommendations 7
SECTION 3 Conclusions and Recommendations 8
SECTION 4 References 9

Tables

Table 1 – Rock Sample Fluoride Concentrations

Figures

Figure 1 – Plant Wansley CCB Location Map
Figure 2 – Plant Wansley CCB January 2018 Potentiometric Surface Map
Figure 3 – Boron Time Series Plot for GWC-9
Figure 4 – Chloride Time Series Plot for GWC-9
Figure 5 – TDS Time Series Plot for GWC-9
Figure 6 – Calcium Time Series Plot for GWC-9
Figure 7 – Groundwater Elevation and Boron Time Series Plot for GWC-9

Figure 8 – Boron Time Series Plot for GWC-14
Figure 9 – Chloride Time Series Plot for GWC-14
Figure 10 –Fluoride Time Series Plot for Cell 3 Monitoring Wells
Figure 11 – Piper Plot for Cell 3 Monitoring Wells
Figure 12 – Stiff Diagrams for Cell 3 Monitoring Wells
Appendices
Appendix A – Boring Logs
Appendix B – Laboratory Analytical Results & Purge Data Sheets

SECTION 1
Introduction

This document presents an alternate source demonstration (ASD) for statistically significant increases (SSIs) as identified in the 2017 Annual Groundwater Monitoring and Corrective Action Report submitted on January 31, 2018. This ASD has been prepared pursuant to 40 CFR 257.94(e)(2), which states that "the owner/operator may demonstrate that a source other than the coal combustion residual (CCR) unit caused the statistically significant increase over background levels for a constituent or that the statistically significant increase resulted from error in sampling, analysis, statistical evaluation, or natural variation in groundwater quality."

Georgia Power Company (GPC) – Plant Wansley CCR Landfill (the site) is located in northeast Heard County and southeast Carroll County on Liberty Church Road, approximately 12 miles southeast of the City of Carrollton. The plant property encompasses approximately 5,100 acres and the landfill is permitted to operate by the Georgia Environmental Protection Division (EPD) [Permit No. 074-005D(L)(I)]. The disposal facility is comprised of three cells within an approximate 73-acre disposal footprint. Figure 1, Plant Wansley CCB Disposal Facility Site Location Map, depicts the site location referenced to regional landmarks. The facility has received only flue gas desulfurization gypsum waste from GPC – Plant Wansley to date: however, a recently approved permit modification will allow for all forms of CCR to be disposed in the future.

In accordance with the United States Environmental Protection Agency (USEPA) CCR rule (40 Code of Federal Regulations [CFR] 257 Subpart D; published in 80 FR21302-21501, April 17, 2015), the facility prepared the *2017 Annual Groundwater Monitoring and Corrective Action Report* to document groundwater monitoring activities conducted at the site and satisfy the requirements of §257.90(e). Groundwater monitoring and reporting for the site is performed in accordance with the monitoring requirements §257.90 through §257.98. In that report, SSIs were identified as follows:

- Boron: GWC-9 and GWC-14
- Chloride: GWC-14
- Fluoride: GWC-32

SECTION 2
Alternate Source Demonstration

As allowed by §257.94(e)(2), the site may demonstrate that a source other than the CCR unit caused the SSI for a constituent or that the SSI resulted from error in sampling, analysis, statistical evaluation, or natural variation in groundwater quality. This report demonstrates an alternate source for SSIs of constituents included in Appendix III of 40 CFR. §257 identified following analysis of the first detection monitoring event data. SSIs were identified for three groundwater monitoring network wells (GWC-9, GWC-14, and GWC-32). Two of these locations (GWC-9 and GWC-14) were previously identified has having SSIs under state permitting requirements. The SSIs at these locations were addressed in an EPD-approved ASD completed in 2017. This ASD builds on information provided in the 2017 document to address the newly required Appendix III constituents. There are conditions unique to each individual well where one or more SSIs were identified at the site. Therefore, the following sections provide specific demonstrations, by well, to support that the site is not the source of the SSI. A recent potentiometric surface map is provided for reference as Figure 2, Plant Wansley CCB January 2018 Potentiometric Surface Map.

2.1 GWC-9

2.1.1 SSI Identification

One Appendix III analyte (boron) was identified in the *2017 Annual Groundwater Monitoring and Corrective Action Report* as a SSI at this location. The concentration of 0.12 milligrams per liter (mg/L) reported in the sample collected during the October 2017 detection monitoring event exceeded the site prediction limit of 0.05 mg/L. A verification resample was collected on December 1, 2017 and the exceedance was confirmed at a concentration 0.10 mg/L.

2.1.2 Data Review

Background monitoring was initiated in 2016 and continued through 2017. As shown in Figure 3, Boron Time Series Plot for GWC-9, the concentration of boron was reported at trace levels during the initial rounds of background monitoring (estimated "J" values of 0.0635J and 0.0981J mg/L March and May 2016, respectively). An increase in concentration to 0.26 mg/L was reported in July 2016 and continued until reaching a maximum level of 0.44 mg/L in November 2016. The concentration declined to 0.11 mg/L in January 2017 and remained in a range of 0.071 to 0.12 mg/L for the duration of 2017. The well was most recently sampled in January 2018 as part of the first 2018 semi-annual monitoring event required by the current solid waste permit. The January 2018 concentration of 0.044J mg/L was less than the site prediction limit of 0.050 mg/L.

Other Appendix III parameter trends were reviewed in order to gain insight into the source of the boron increase and subsequent decline. Based on a review of these data, chloride, total

dissolved solids (TDS) and to a lesser extent calcium exhibit trends similar to boron. All of these analytes showed increases in late 2016 reaching maximum levels during the November 2016 event then subsequently declining to near the original early 2016 levels. Time series plots for these analytes are provided in Figure 4 (Chloride Time Series Plot for GWC-9), Figure 5 (TDS Time Series Plot for GWC-9) and Figure 6 (Calcium Time Series Plot for GWC-9).

Water level and precipitation data were also reviewed. The increasing analyte trends correspond to a period of relative drought. According the National Oceanic and Atmospheric Administration (NOAA) the average annual precipitation for Carrolton, Georgia is 51.4 inches. The University Georgia College of Agricultural & Environmental Sciences maintains a statewide weather monitoring network including a Plant Wansley station. Data from the Plant Wansley station indicate that 2016 was a significantly drier than average year with total precipitation of 39.6 inches. Conversely, both 2015 and 2017 were wetter than average with respective totals of 60.2 and 69.7 inches. The period between September 19 and November 28, 2016 was notably dry in that no precipitation event greater than 0.1 inches occurred. As shown in Figure 7, Groundwater Elevation and Boron Time Series Plot for GWC-9, the dry weather during late 2016 coincides with lower water groundwater elevations and higher boron concentrations at GWC-9.

2.1.3 Alternate Source Review

Based on a review of the facility's Design and Operation Plans and recent aerial photographs, direct leakage from the cell area is highly improbable. Very limited gypsum slurry has been directed into Cell 2 and the small amount that has been is located on the opposite side of the cell approximately 1200 feet from GWC-9. The landfill is a fully lined unit including a 60-mil thick high-density polyethylene (HPDE) liner underlain by a geosynthetic clay liner (GCL), a 6-inch layer of compacted clay (maximum permeability of 1 x 10^{-5} cm/sec), and structural fill. Two sedimentation basins and a return water pond capture all leachate, sluice water and storm water run-off generated in the lined cell areas.

Storm water runoff from the perimeter gravel road has occurred near GWC-9 (uphill from the pump booster station), as evidenced by erosion rills in the vicinity. The gravel road is not anticipated to be a significant source of impact; however, the road is serviced by water trucks used for dust suppression. During drought conditions present in 2016, the facility opted to minimize water usage from typical sources by utilizing water from the NPDES discharge pond (retention pond). Water from this pond has been treated prior to release. However, it may exhibit slightly different chemical characteristics than the dust suppression water used during non-drought conditions (i.e. potentially accounting for the boron and chloride increases and subsequent decline after the drought ended). An operational issue related to dust suppression is a potential source.

2.1.4 Natural Variation in Groundwater Quality

As discussed in Section 2.1.2, an increasing trend in the concentrations of boron, chloride and TDS occurred during a period of relative drought in 2016. Concentrations diminished

during a return of wetter weather during 2017 Lower groundwater elevations have the potential to result in fluctuations in the concentrations of naturally occurring analytes (i.e. groundwater is less diluted by rainwater during periods of relative drought). As shown in Figure 7 there appears to be an inverse relationship between the groundwater elevation and boron concentration. Therefore, a natural variation in groundwater quality is also a potential source.

2.1.5 Summary and Recommendations

The CCR unit is not the apparent source of the boron SSI. The lined landfill was constructed to prevent direct impact to groundwater and there is no waste in close proximity to the well. Dry weather conditions that occurred in 2016 indicate the possibility that a natural variation in groundwater quality occurred. Additionally, recent data indicate that conditions have returned to background levels and concentrations are no longer at SSI levels. The monitoring well should remain in detection monitoring as the assessment trigger is no longer present and an alternate source was identified.

2.2 GWC-14

2.2.1 SSI Identification

Two Appendix III analytes (boron and chloride) were identified in the *2017 Annual Groundwater Monitoring and Corrective Action Report* as SSIs at this location. The respective concentrations of 0.95 and 160 mg/L for boron and chloride reported in the sample collected during the October 2017 detection monitoring event exceeded the site prediction limits of 0.05 mg/L (boron) and 23 mg/L (chloride). A verification resample was collected on December 1, 2017 and the exceedances were verified at concentrations of 1.2 and 150 mg/L for boron and chloride, respectively.

2.2.2 Data Review

The concentration ranges for boron and chloride have shown variability during monitoring. As shown in Figure 8, Boron Time Series Plot for GWC-14 and Figure 9, Chloride Time Series Plot for GWC-14, the range of boron concentrations is 0.29 to 1.2 mg/L and chloride 46 to 180 mg/L. However, even at the low end of the ranges the concentrations are above site background conditions.

2.2.3 Alternate Source Review

Groundwater monitoring well GWC-14 is located directly downhill and downgradient from the return water pond, return water pumps, and electrical control building. Effluent is transferred from the return water pond to the return water lines that connect to the plant where it is recycled for operations.

There have been historical operational issues in this area. An unpermitted discharge due to the failure of an HDPE expansion joint on the return water pipe occurred on August 30, 2014. The Georgia Environmental Protection Division was immediately verbally notified and

subsequently provided written notification. The facility made immediate repairs and also began to evaluate long-term corrective actions. The pond was temporarily taken out-of-service to allow repairs to be made beginning in early 2015. The concrete headwall, HDPE liner and soil berm were removed to expose the buried return water piping leading from the return water pond to the pumps. Repairs to the piping, liner and headwall were completed in early 2017. The pond is now fully repaired and functional.

2.2.4 Summary and Recommendations

The CCR unit is not the direct source of the boron and chloride SSIs. The apparent source is a return water piping failure that was identified and addressed. The facility completed repairs to the return water pond and piping in 2017 that will prevent future releases from occurring and thus allowing boron and chloride concentrations to eventually return to background levels. The monitoring well should remain in detection monitoring as an alternate source was identified.

2.3 GWC-32

2.3.1 SSI Identification

One Appendix III analyte (fluoride) was identified in the *2017 Annual Groundwater Monitoring and Corrective Action Report* as a SSI at this location. The concentration of 3.4 mg/L reported in the sample collected during the October 2017 detection monitoring event exceeded the site prediction limit of 3.2 mg/L. A verification resample was collected on December 1, 2017 and the exceedance was verified at a concentration of 3.4 mg/L.

2.3.2 Data Review

Concentrations of fluoride ranged from 2.1 to 3.9 mg/L in samples collected from GWC-32 during background monitoring. The concentrations reported during the compliance event and verification resample were within this range. Several nearby monitoring wells also produced consistent detections of fluoride (e.g. GWA-28, GWA-29, GWC-27, GWC-31 and GWC-33). Two of these locations, GWA-28 and GWA-29 are upgradient from Cell 3 and are used to characterize background conditions. Concentrations at these locations ranged from 1.4 to 3.2 mg/L during background monitoring. The site prediction limit of 3.2 mg/L was based on these data (i.e. maximum concentration reported in background).

Reported fluoride concentrations in multiple upgradient and downgradient wells at Cell 3, which has not yet been used for CCR disposal, are likely derived from a natural source in the underlying bedrock. The boring logs from these locations provided in Appendix A, Boring Logs, indicate that GWA-28, GWA-29, GWC-27, GWC-31, GWC-32, and GWC-33 are at least partially screened in a common lithology, the Long Island Creek Gneiss. This lithology is localized to this portion of Plant Wansley. Rock units encountered in other portions of the site include: biotite gneiss (easily differentiated from the Long Island Creek Gneiss by greater abundance of mafic minerals), quartzite, schist units and amphibolite units. As shown in Figures 1 and 2, these well locations are adjacent to each other. It is noted that

one location in this area, GWC-30 did not produce fluoride detections. However, this location is differentiated from the others in that it is screened in overburden rather than bedrock. A time series plot depicting fluoride concentrations at these locations is provided as Figure 10, Fluoride Time Series Plot for Cell 3 Monitoring Wells.

2.3.3 Alternate Source Review

Groundwater monitoring well GWC-32 is adjacent to Cell 3. This cell is not contiguous with Cells 1 and 2 and has never received waste. Therefore, the CCR unit is not the apparent source.

2.3.4 Natural Variation in Groundwater Quality

Based on the commonality of the localized lithology, the Long Island Creek Gneiss was identified as a potential source of fluoride in groundwater samples from GWC-32 and other nearby locations. Identification of a natural bedrock source of fluoride is supported by the following evidences from (A) fluoride analysis in rock samples and (B) the major ionic concentrations in groundwater for evaluation of the chemical composition of groundwater.

A. ACC obtained core samples from the plant and/or SCS storage of three distinct site lithologies: Long Island Creek Gneiss, schist/amphibolite and quartzite. Core sample fragments were shipped to TestAmerica Pensacola for analysis of fluoride by EPA Method 9056. It should be noted that this laboratory method only accounts for water soluble fluoride and not concentrations present in the rock matrix. The actual whole rock concentration of fluoride is likely to be much higher. The sample results are summarized in Table 1 and the laboratory analytical report is included in Appendix B, Laboratory Analytical Results & Purge Data Sheets.

TABLE 1. Rock sample fluoride concentrations.

Sample Identification	Fluoride Concentration (mg/Kg)
PB-3 Long Island Gneiss 56-57’	11
PB-4 Long Island Gneiss 49-50’	9.3
PB-8 Schist/Amphibolite 123-124’	<1.3
PB-9 Schist/Amphibolite 65-66’	3.4J
APC-5D Quartzite 90-91’	<1.3

Notes:
1. mg/Kg = milligrams per kilogram
2. “J” = reported concentration is less than laboratory reporting limit and considered estimated.

The results confirm that there is a significantly higher concentration of fluoride in the Long Island Creek Gneiss relative to other site lithologies that were analyzed. Therefore, wells screened in this unit may be more likely to produce detections of fluoride. Concentrations of fluoride are likely to be somewhat variable within the Long Island Creek Gneiss and wells screened in this formation may show different levels of fluoride in

groundwater. It is likely that GWC-32 is screened in a zone of slightly greater fluoride concentrations than the upgradient locations.

B. On March 15 -16, 2018 ACC personnel sampled GWA-28, GWA-29, GWC-27, GWC-31, and GWC-32 for a suite of cations (calcium, magnesium, sodium, and potassium) and anions (carbonate, bicarbonate, sulfate, and chloride). The samples were collected using standard site sampling techniques and submitted to TAL-Pensacola for analysis. The analytical data are presented as Piper Plot and Stiff Diagrams. As shown in Figure 11, Piper Plot for Cell 3 Monitoring Wells and Figure 12, Stiff Diagrams for Cell 3 Monitoring Wells, there are no significant differences in the major ionic concentrations of the samples (i.e. all are low level and indicative of background conditions). This indicates that the chemical composition of groundwater between upgradient and downgradient locations are relatively similar in the vicinity of Cell 3. Therefore, all of these locations appear to represent background conditions as would be anticipated with a cell that has not received waste. The laboratory report and field purge logs are provided in Appendix A.

2.3.5 Summary and Recommendations

The CCR unit is not the source of the fluoride SSI. The apparent source is natural variability in groundwater. Testing of the rock unit present beneath a portion of Cell 3, the Long Island Creek Gniess confirm that fluoride concentrations in this unit are higher than at least two other rock units present in other areas of the site. A Piper Plot and Stiff Diagrams confirm that there are no significant differences in cation/anion ratios between any of the Cell 3 wells tested. Cell 3 has yet to receive waste, therefore the geochemical similarity between all locations is consistent with what would be anticipated. Groundwater monitoring location GWC-32 should remain in detection monitoring based on the identification of the alternate source.

SECTION 3
Conclusions and Recommendations

The *2017 Annual Groundwater Monitoring and Corrective Action Report* was prepared to satisfy the requirements of §257.90(e). In that report SSIs were identified for three groundwater monitoring locations: GWC-9 (boron), GWC-14 (boron and chloride) and GWC-32 (fluoride). This ASD has identified the following sources for each location with a SSI:

- GWC-9
    - A source other than the CCR unit caused the SSI (no waste placement near the well; operational issue)
    - Natural variation in groundwater quality (drought condition)
- GWC-14
    - A source other than the CCR unit caused the SSI (operational issue and repair)
- GWC-32
    - A source other than the CCR unit caused the SSI (no waste placement near the well)
    - Natural variation in groundwater quality (natural occurrence in rock formation)

All locations have met the requirements for a demonstration listed in §257.94(e)(2). Therefore, all locations should remain in detection monitoring at this time. Detection monitoring results should continue to be presented in the Annual Groundwater Monitoring and Corrective Action Reports, as well as state semi-annual groundwater monitoring reports.

SECTION 4
References

ACC, Inc. *First 2018 Semiannual Groundwater Monitoring Report*, Plant Wansley CCB Disposal Facility, 2018.

ERM, Inc. *2017 Annual Groundwater Monitoring and Corrective Action Report,* Plant Wansley CCB Disposal Facility, 2018.

ERM, Inc. *Well Design, Installation, Development, and Decommissioning Report,* Plant Wansley CCB Disposal Facility, 2017.

NOAA, http://w2.weather.gov, Peachtree City, Georgia National Weather Service Forecast Office.

Southern Company Generation Engineering and Construction Services, Design and Operation Plans, Plant Wansley Coal Combustion By-Product Disposal Facility, 2012.

Southern Company Services (SCS), *Alternate Source Demonstration for Plant Wansley Disposal Facility Groundwater Monitoring Network*, 2017.

University of Georgia Weather Network, http://www.georgiaweather.net, Plant Wansley station, Roopville, Georgia.

FIGURES

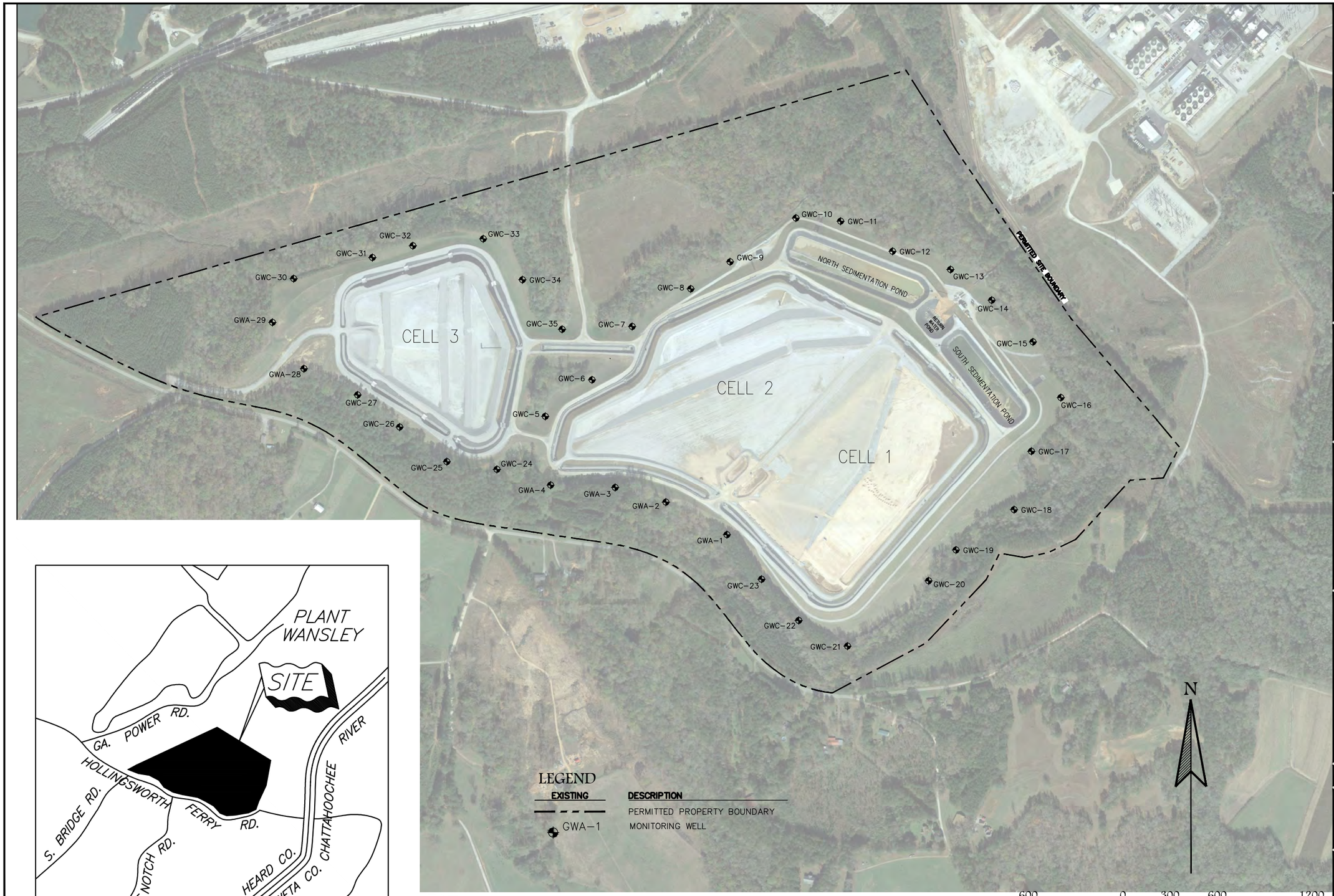

LOCATION MAP

ATLANTIC COAST CONSULTING, INC.
630 Colonial Park Dr.
Suite 110
Roswell, GA 30075
o 770.594.5998
www.atlcc.net

PROJECT:

PLANT WANSLEY CCB DISPOSAL FACILITY

1371 LIBERTY CHURCH ROAD
CARROLLTON, GEORGIA

REVISIONS

Drawn by:	Checked by:
MM	EP

PROJECT NUMBER:
I054-110
March 2018

PLANT WANSLEY CCB LOCATION MAP

FIGURE 1

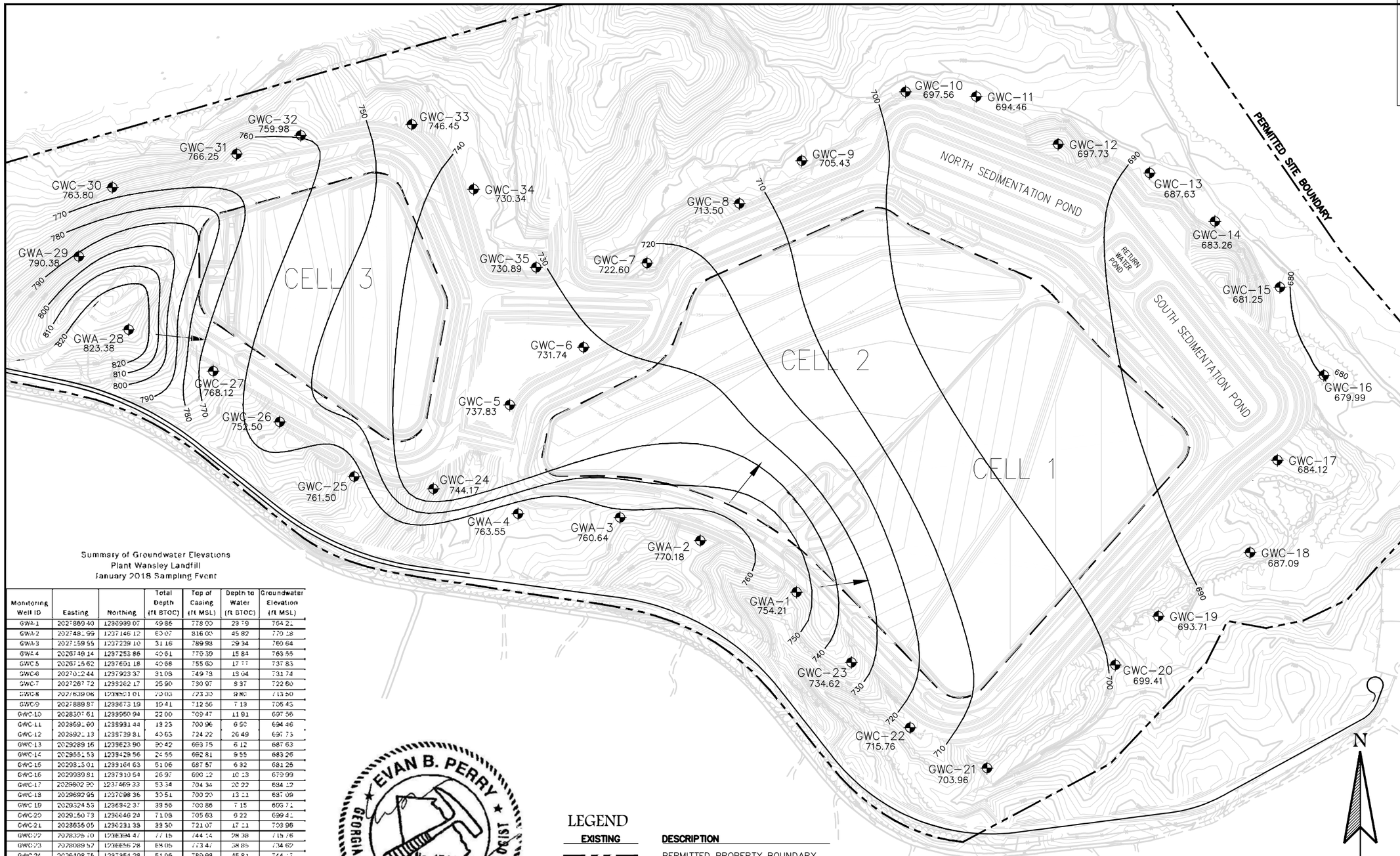

Summary of Groundwater Elevations
Plant Wansley Landfill
January 2018 Sampling Event

Monitoring Well ID	Easting	Northing	Total Depth (ft BTOC)	Top of Casing (ft MSL)	Depth to Water (ft BTOC)	Groundwater Elevation (ft MSL)
GWA-1	2027869.40	1236999.07	49.85	778.00	23.79	754.21
GWA-2	2027481.99	1237146.12	60.07	816.00	45.82	770.18
GWA-3	2027559.55	1237229.10	31.16	789.98	29.34	760.64
GWA-4	2026749.14	1237253.86	40.61	779.30	15.84	763.55
GWC-5	2026715.62	1237691.18	40.68	755.60	17.77	737.83
GWC-6	2027012.44	1237923.37	31.09	749.78	18.04	731.74
GWC-7	2027267.72	1238262.17	25.90	730.97	8.37	722.60
GWC-8	2027639.06	1238551.01	20.03	723.33	9.83	713.50
GWC-9	2027889.87	1238873.19	19.41	712.56	7.13	705.43
GWC-10	2028307.61	1239160.94	22.00	709.47	11.91	697.56
GWC-11	2028591.60	1239331.44	19.23	700.96	6.50	694.46
GWC-12	2028992.13	1239739.81	40.63	724.22	26.49	697.73
GWC-13	2029289.16	1239623.80	30.42	693.75	6.12	687.63
GWC-14	2029551.53	1239428.56	24.55	692.81	9.55	683.26
GWC-15	2029813.01	1239164.63	51.06	687.57	6.32	681.25
GWC-16	2029989.81	1237910.64	26.97	690.12	10.13	679.99
GWC-17	2028802.80	1237469.33	53.34	704.34	20.22	684.12
GWC-18	2029692.95	1237098.36	30.51	700.20	13.11	687.09
GWC-19	2029324.53	1236942.37	38.56	700.86	7.15	693.71
GWC-20	2029150.73	1236646.24	71.08	705.63	6.22	699.41
GWC-21	2028655.05	1236231.38	39.30	721.07	17.11	703.96
GWC-22	2028325.10	1236084.47	77.15	744.14	28.38	715.76
GWC-23	2028089.57	1236656.28	89.05	773.47	38.85	734.62
GWC-24	2026408.75	1237954.28	51.05	789.98	45.81	744.17
GWC-25	2026090.21	1237403.21	61.23	812.21	50.61	761.50
GWC-26	2025790.83	1237629.36	59.45	785.42	32.92	752.50
GWC-27	2025523.37	1237827.60	70.85	814.07	45.95	768.12
GWA-28	2025183.25	1237994.26	45.78	849.03	25.65	823.38
GWA-29	2024982.80	1239298.64	57.13	834.70	44.32	790.38
GWC-30	2025117.63	1239566.13	49.68	791.03	27.23	763.80
GWC-31	2025617.90	1239700.50	39.02	797.54	31.29	766.25
GWC-32	2025875.12	1239775.08	31.05	785.22	25.24	759.98
GWC-33	2026322.02	1239919.31	23.99	760.03	13.58	746.45
GWC-34	2026570.59	1239558.84	51.25	735.09	4.75	730.34
GWC-35	2026822.26	1239244.48	40.78	730.89	8.51	730.89

Notes: Depths to water measured on January 15, 2018
ft MSL = feet mean sea level
ft BTOC = feet below top of casing

EVAN B. PERRY
GEORGIA REGISTERED PROFESSIONAL GEOLOGIST
No. 1744

LEGEND

EXISTING	DESCRIPTION
	PERMITTED PROPERTY BOUNDARY
	APPROXIMATE WASTE LIMITS
	EXISTING PROMINENT CONTOUR
	EXISTING INTERMEDIATE CONTOUR
	PROPOSED PROMINENT CONTOUR
	PROPOSED INTERMEDIATE CONTOUR
	ACCESS ROAD
	GRAVEL ROAD
GWA-1 754.21	MONITORING WELL GROUNDWATER ELEVATION
720 720	GROUNDWATER ELEVATION CONTOUR
	GROUNDWATER FLOW DIRECTION

ATLANTIC COAST CONSULTING, INC.
630 Colonial Park Dr.
Suite 110
Roswell, GA 30075
o 770.594.5998
www.atlcc.net

PROJECT:
PLANT WANSLEY
CCB DISPOSAL
FACILITY

1371 LIBERTY CHURCH ROAD
CARROLLTON, GEORGIA

REVISIONS

Drawn by: MM
Checked by: EP

PROJECT NUMBER:
I054-110
March 2018

JANUARY 2018 POTENTIOMETRIC SURFACE MAP

FIGURE 2

FIGURE 3

Boron Time Series Plot for GWC-9

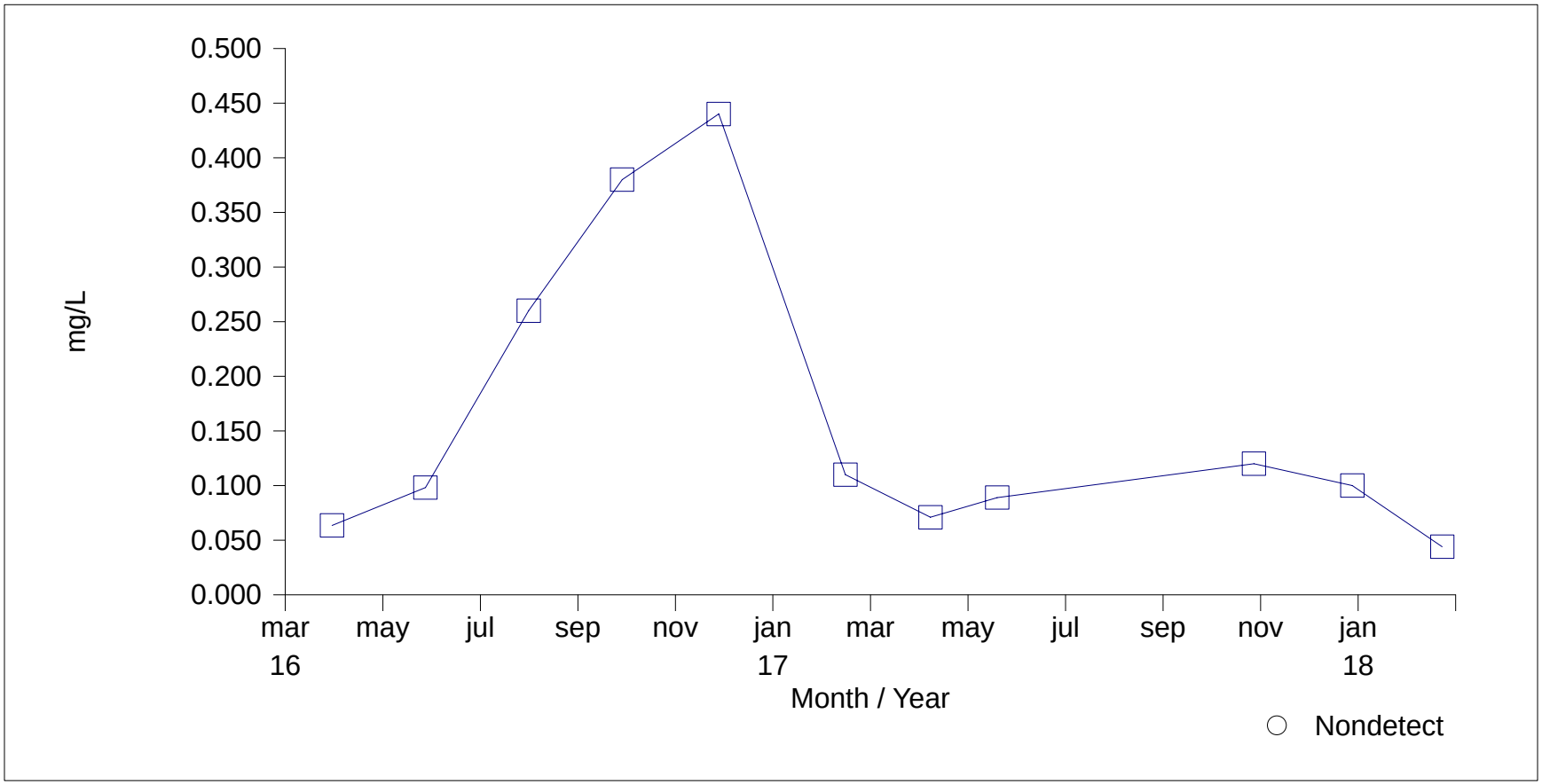

Prepared by: Atlantic Coast Consulting, Inc.

FIGURE 4

Chloride Time Series Plot for GWC-9

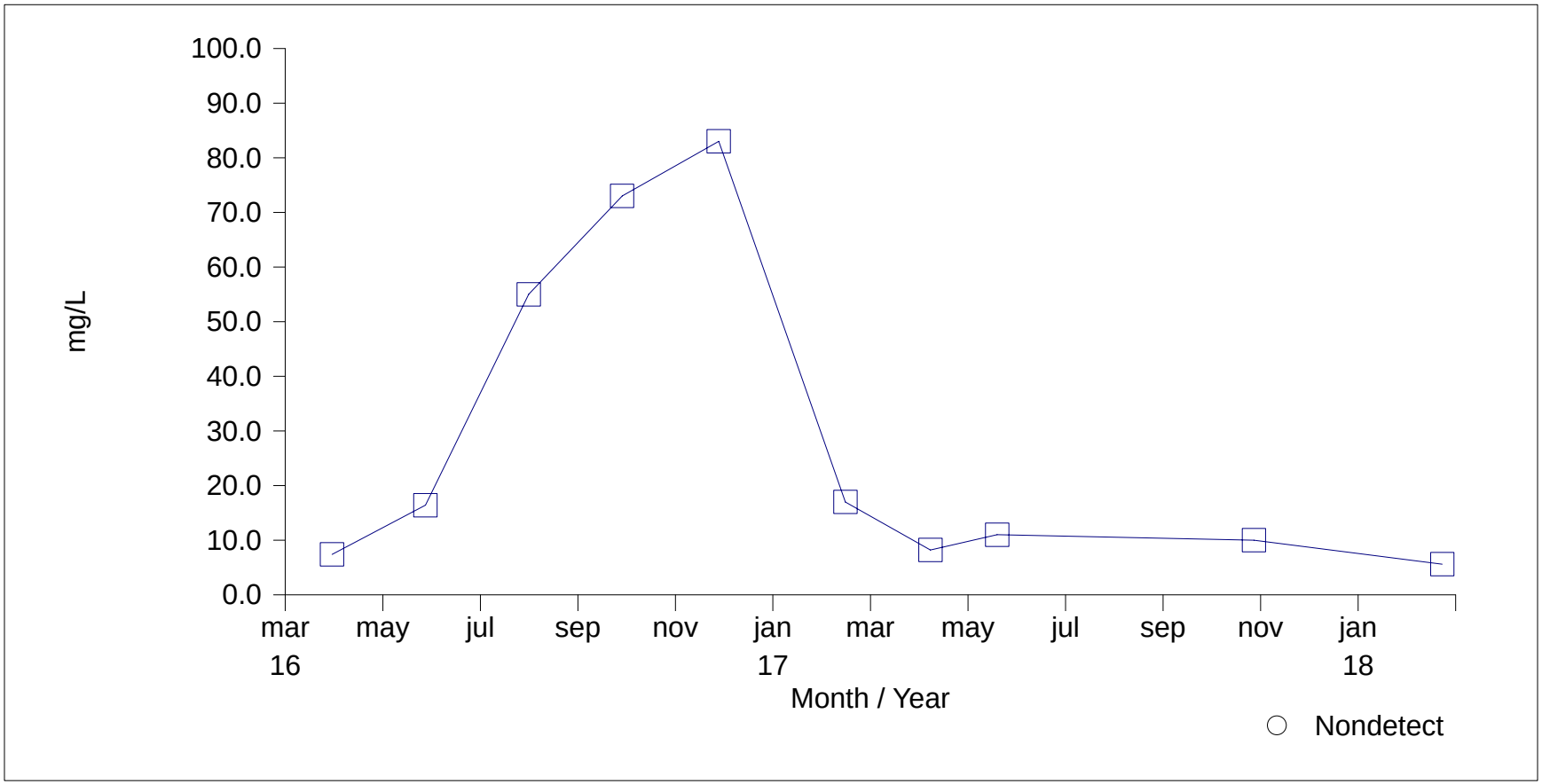

Prepared by: Atlantic Coast Consulting, Inc.

FIGURE 5

TDS Time Series Plot for GWC-9

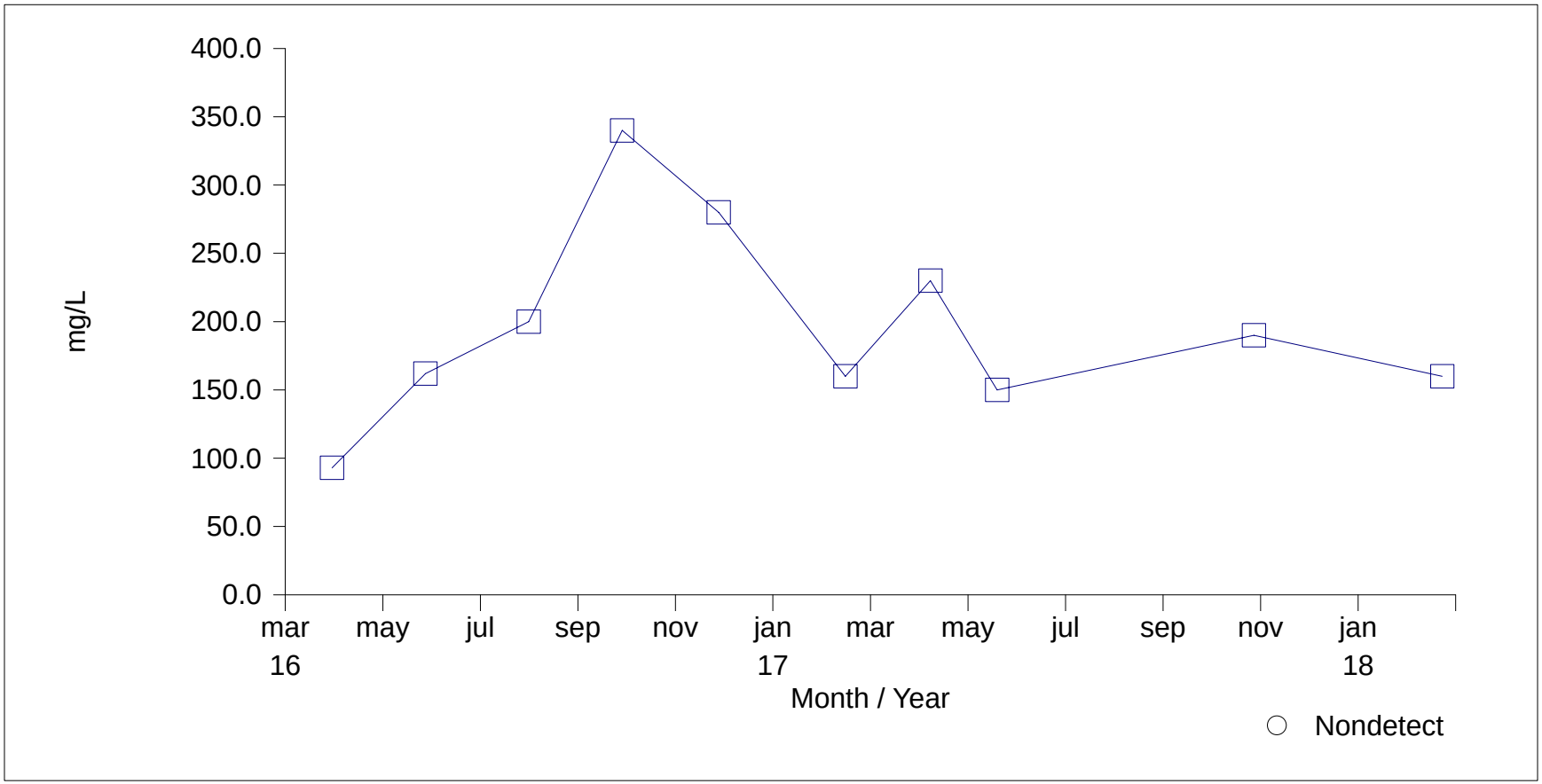

Prepared by: Atlantic Coast Consulting, Inc.

FIGURE 6

Calcium Time Series Plot for GWC-9

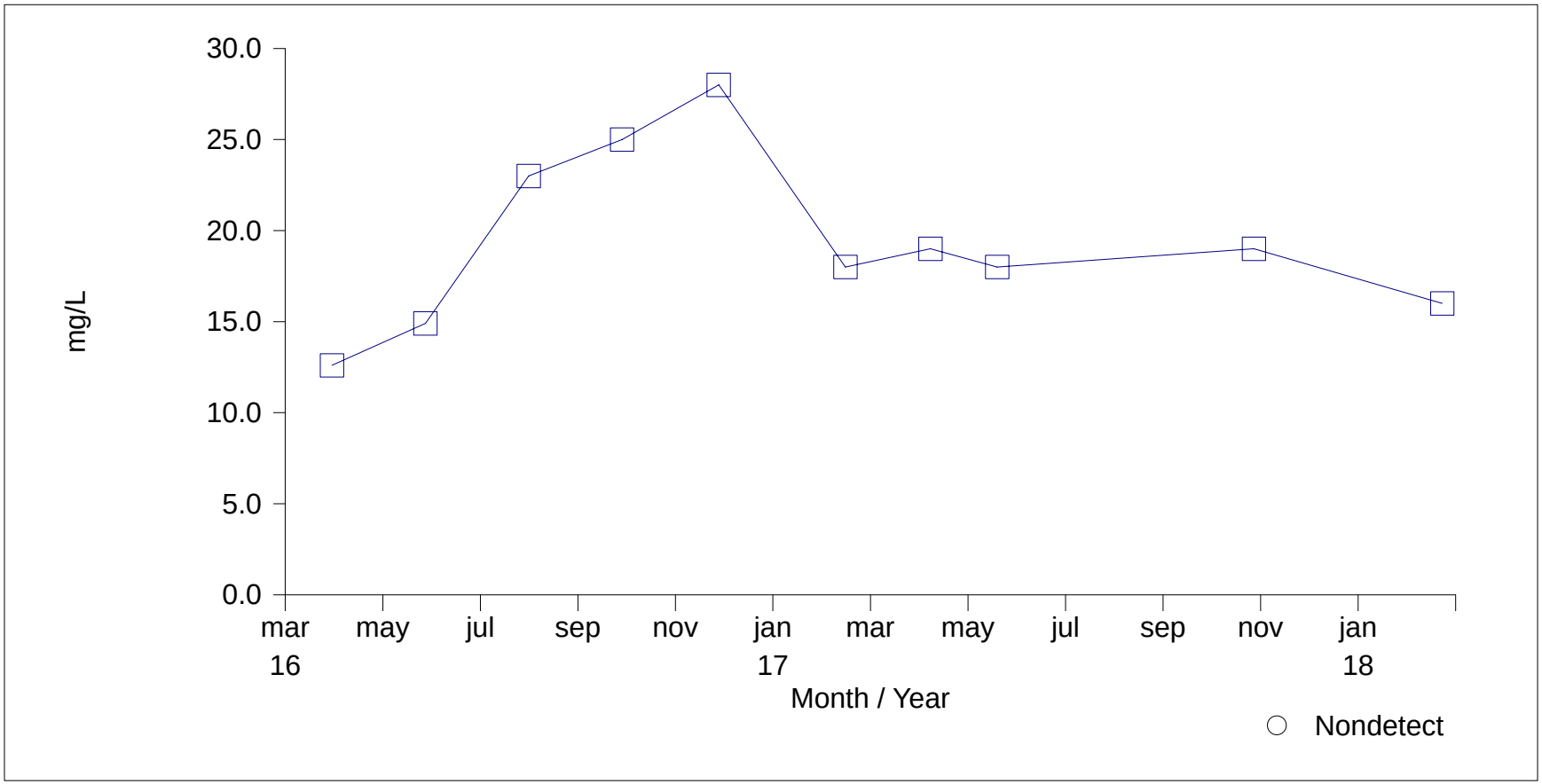

Prepared by: Atlantic Coast Consulting, Inc.

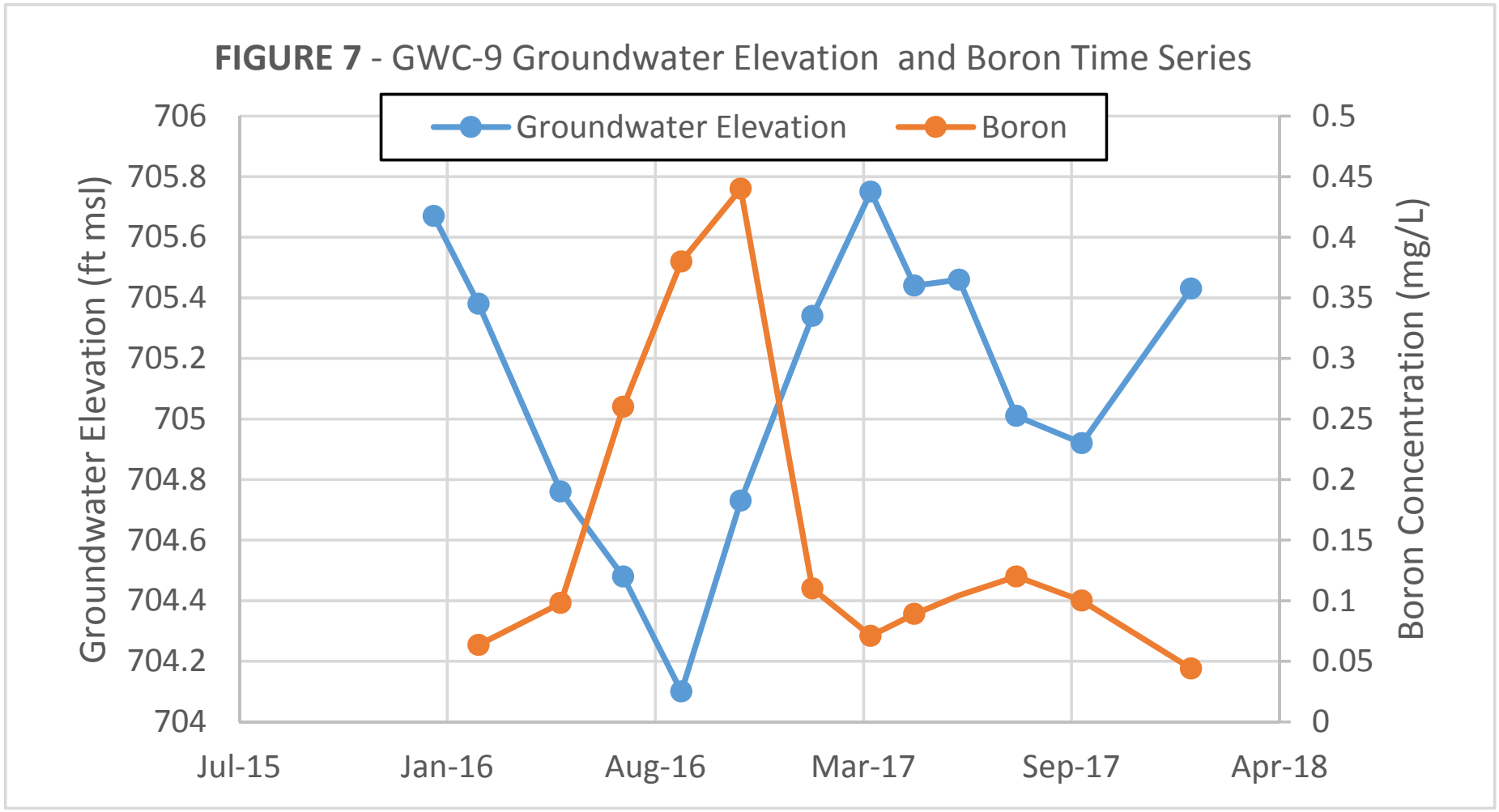
FIGURE 7 - GWC-9 Groundwater Elevation and Boron Time Series
Groundwater Elevation
Boron
Groundwater Elevation (ft msl)
Boron Concentration (mg/L)
706
705.8
705.6
705.4
705.2
705
704.8
704.6
704.4
704.2
704
0.5
0.45
0.4
0.35
0.3
0.25
0.2
0.15
0.1
0.05
0
Jul-15
Jan-16
Aug-16
Mar-17
Sep-17
Apr-18

FIGURE 8

Boron Time Series Plot for GWC-14

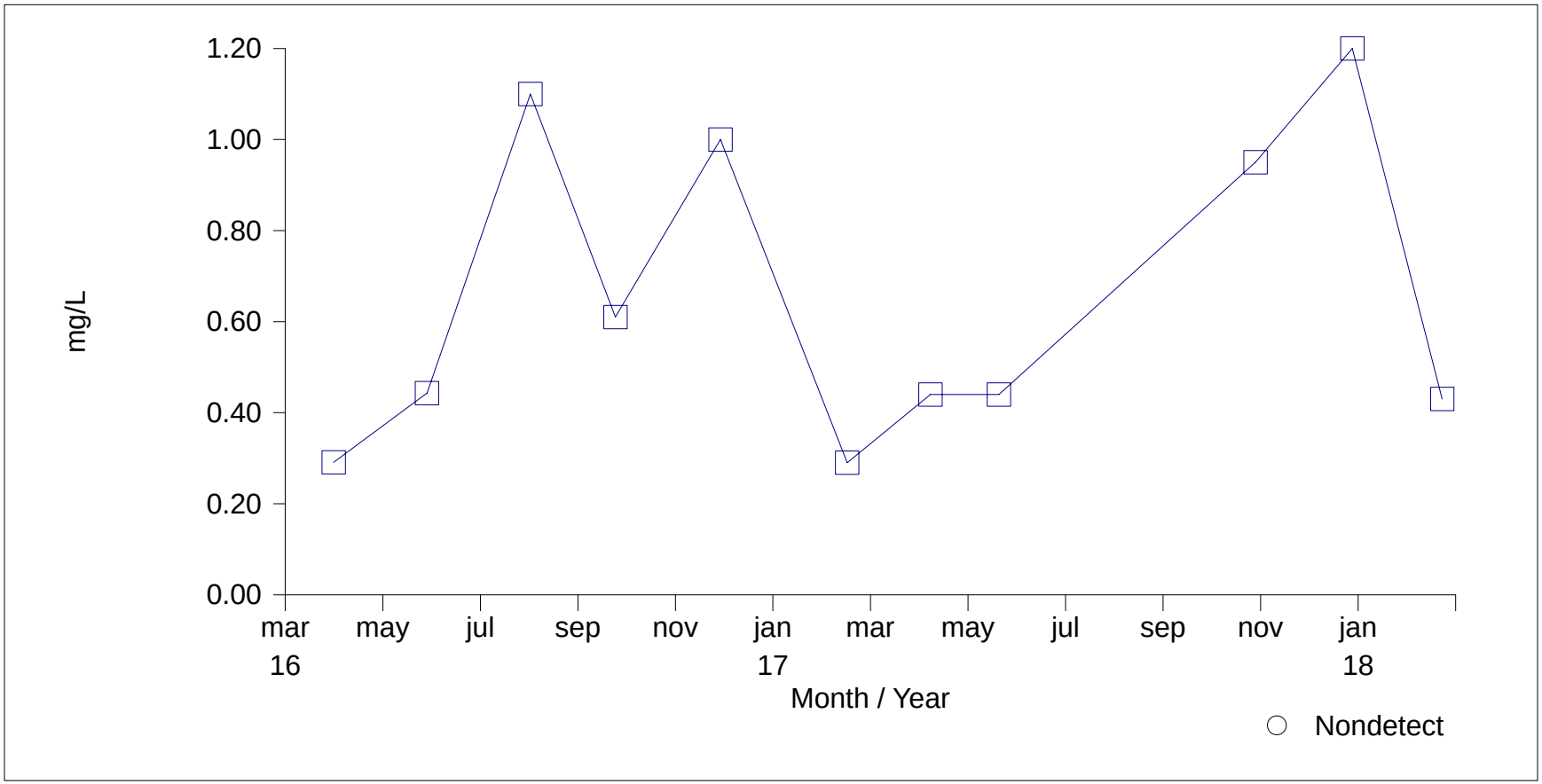

Prepared by: Atlantic Coast Consulting, Inc.

FIGURE 9

Chloride Time Series Plot for GWC-14

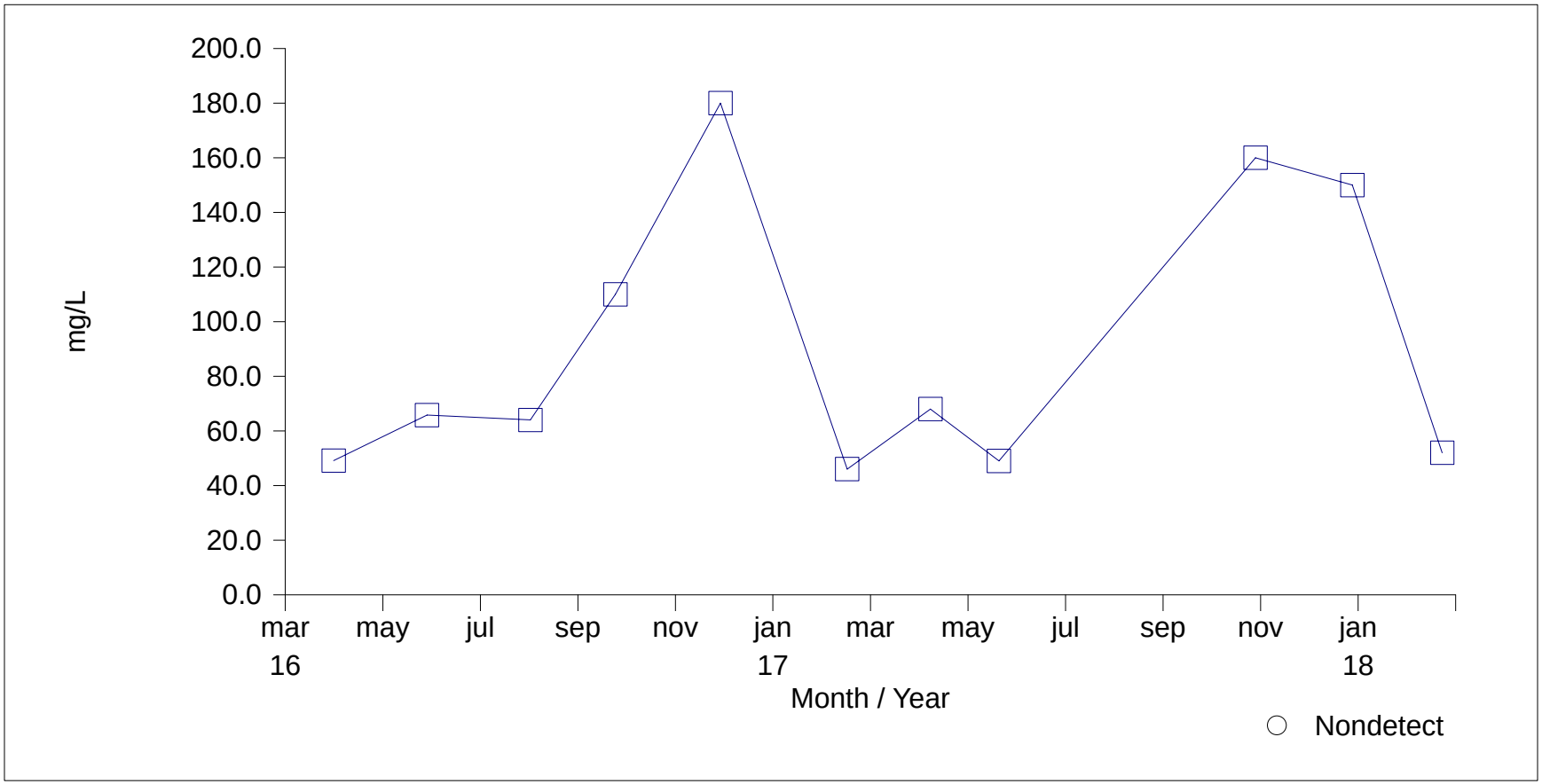

Prepared by: Atlantic Coast Consulting, Inc.

FIGURE 10

Fluoride Time Series Plot for Cell 3 Monitoring Wells

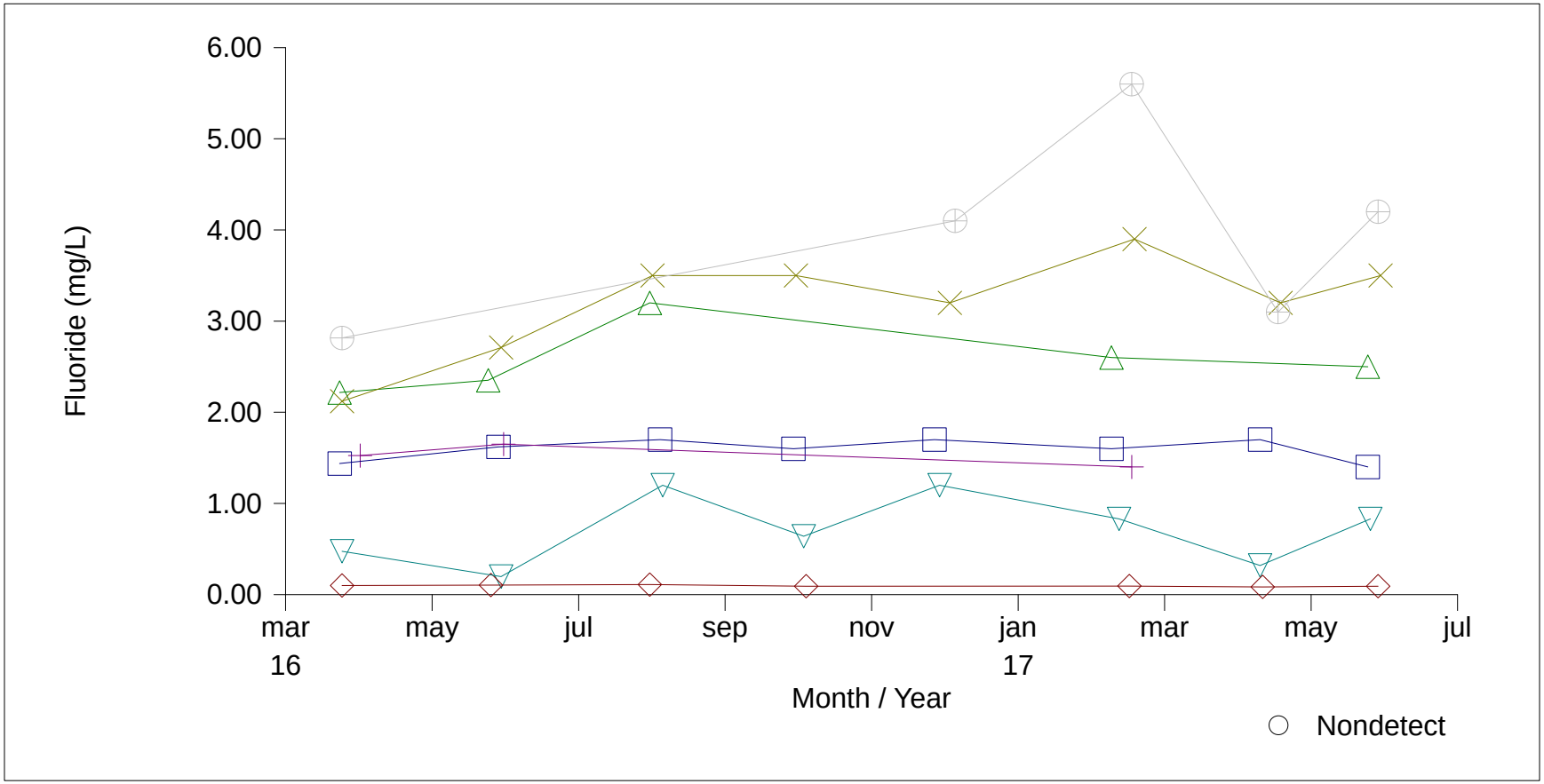

Prepared by: Atlantic Coast Consulting, Inc.

FIGURE 11
Piper Plot for Cell 3 Monitoring Wells

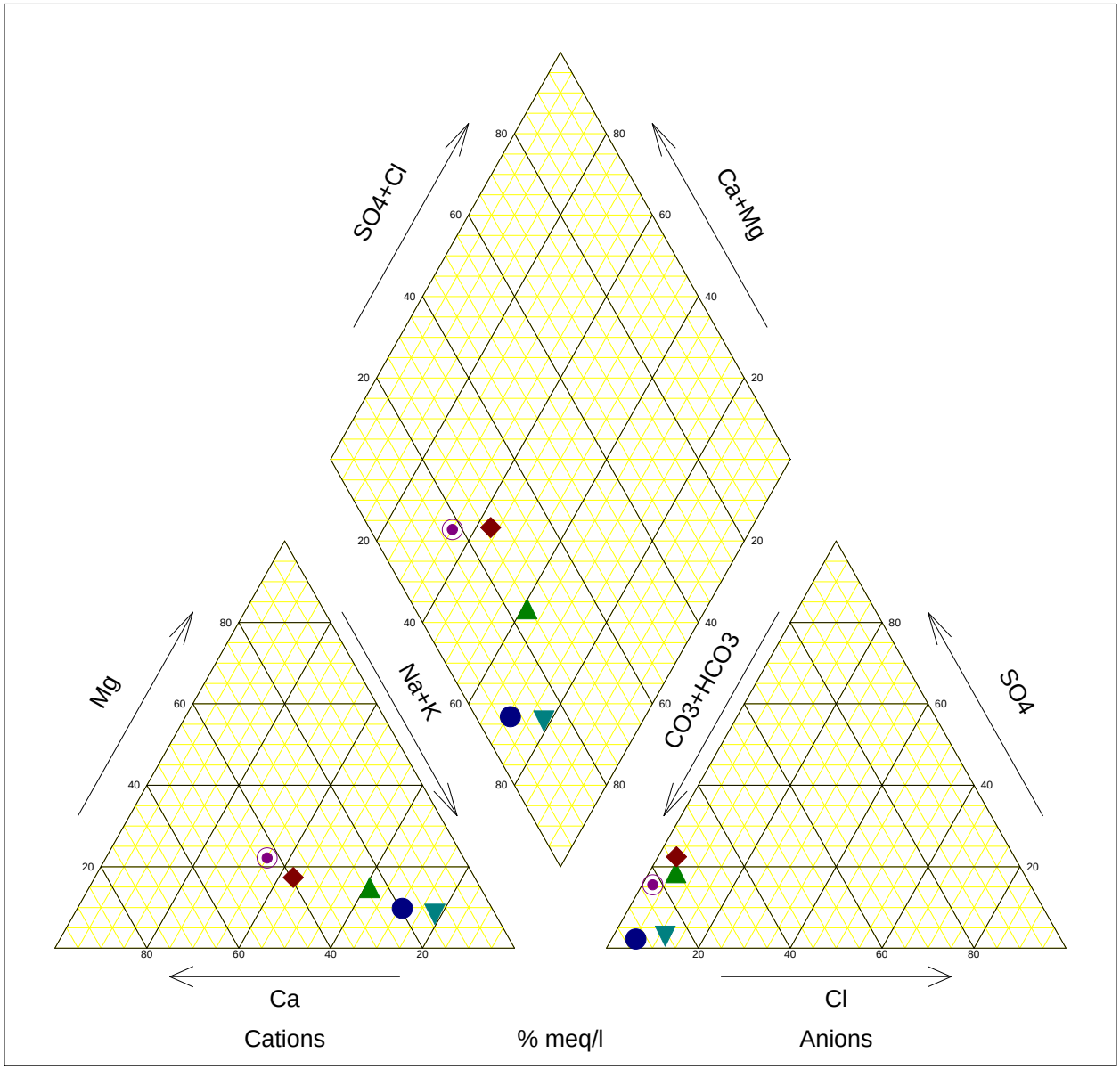

GWA-28	3/15/2018 -	3/16/2018
GWA-29	3/15/2018 -	3/16/2018
GWC-27	3/15/2018 -	3/16/2018
GWC-31	3/15/2018 -	3/16/2018
GWC-32	3/15/2018 -	3/16/2018

Prepared by: Atlantic Coast Consulting, Inc.

FIGURE 12
Stiff Diagrams for Cell 3 Monitoring Wells

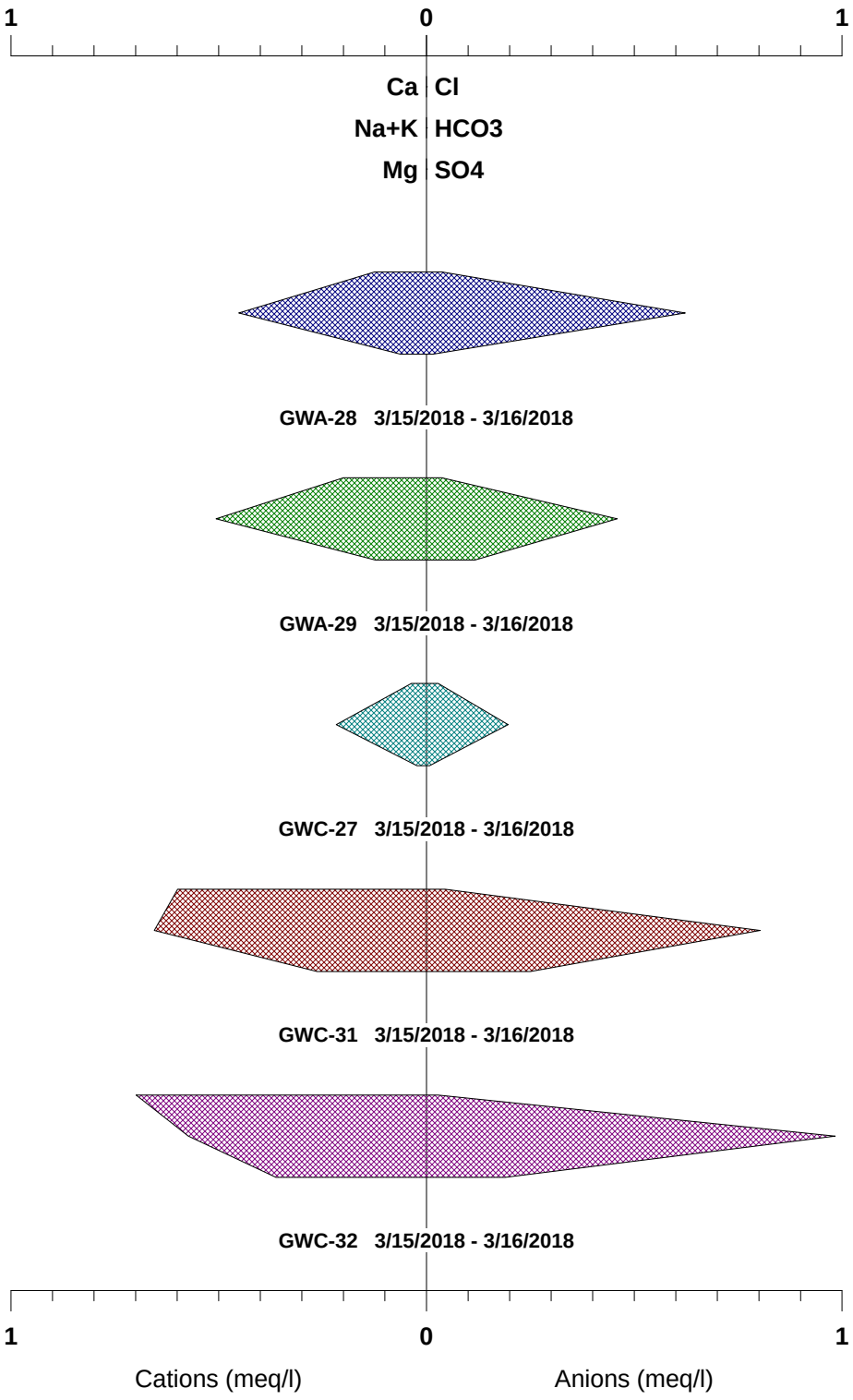

Prepared by: Atlantic Coast Consulting, Inc.

ATTACHMENT A – Boring Logs

SOUTHERN COMPANY

LOG OF TEST BORING

SOUTHERN COMPANY SERVICES, INC.
EARTH SCIENCE AND ENVIRONMENTAL ENGINEERING

PROJECT Plant Wansley
LOCATION Carrollton, Georgia

DATE STARTED 2/16/2011 COMPLETED 2/16/2011 SURF. ELEV. Not Surveyed COORDINATES:
CONTRACTOR Boart Longyear EQUIPMENT METHOD Rotosonic
DRILLED BY LOGGED BY C. Sellers CHECKED BY ANGLE BEARING
BORING DEPTH 68 ft. GROUND WATER DEPTH: DURING COMP. DELAYED
NOTES Well installed. Refer to well data sheet.

DEPTH (ft)	GRAPHIC LOG	MATERIAL DESCRIPTION	HCL REACTION (Weak / Moderate / Strong)	COMMENTS
		Silty Sand (SM) - red (10R 5/6) dry		
		(PWR) - white (10YR 8/1)		
5		**Silty Sand (SM)** - red (10R 5/6)		
		Clayey Sand (SC) - red (10R 5/6)		
10		**Silty Sand (SM)** - red (10R 5/6) micaceous		
15		**(PWR)** - red (10R 5/6) saprolite 0.5" white layer at 16.5'		
20		**Silty Sand (SM)** - yellowish brown / moderate yellowish brown (10YR 5/4) micaceous with red streaks		
25		**(PWR)** - yellowish brown / moderate yellowish brown (10YR 5/4) saprolite trace gravel		
30		**(PWR)** - red (10R 5/6) saprolite damp		
35		**(PWR)** - yellowish brown / moderate yellowish brown (10YR 5/4) saprolite damp		
40				

SIMPLE GEOLOGY LOG - ESEE DATABASE.GDT - 11/9/11 15:55 - T:\ESEE MAJOR PROJECTS\PROJECTS\WANSLEY\WANSLEY 2011\PLANT WANSLEY WELL LOGS.GPJ

(Continued Next Page)

SOUTHERN COMPANY

LOG OF TEST BORING

SOUTHERN COMPANY SERVICES, INC.
EARTH SCIENCE AND ENVIRONMENTAL ENGINEERING

PROJECT Plant Wansley
LOCATION Carrollton, Georgia

DEPTH (ft)	GRAPHIC LOG	MATERIAL DESCRIPTION	HCL REACTION (Weak / Moderate / Strong)	COMMENTS
		(PWR) *(Con't)*		
45		**(PWR)** - white (2.5Y 8/1) dry		
		(PWR) - yellowish brown / moderate yellowish brown (10YR 5/4) saprolite damp		
50		**(PWR)** - yellow (10YR 7/6) saprolite damp		
55		**(PWR)** - yellowish brown / moderate yellowish brown (10YR 5/4) saprolite damp		
60		**(PWR)** - yellowish brown / moderate yellowish brown (10YR 5/4) saprolite wet, with gravel		
65		**GNEISS**		
		Bottom of borehole at 68.0 feet.		
70				
75				
80				
85				

SIMPLE GEOLOGY LOG - ESEE DATABASE.GDT - 11/9/11 15:55 - T:\ESEE MAJOR PROJECTS\PROJECTS\WANSLEY\WANSLEY 2011\PLANT WANSLEY WELL LOGS.GPJ

BORING GWA-28
PAGE 1 OF 1

SOUTHERN COMPANY

LOG OF TEST BORING

SOUTHERN COMPANY SERVICES, INC.
EARTH SCIENCE AND ENVIRONMENTAL ENGINEERING

PROJECT Plant Wansley
LOCATION Carrollton, Georgia

DATE STARTED 2/22/2011 **COMPLETED** 2/22/2011 **SURF. ELEV.** Not Surveyed **COORDINATES:**
CONTRACTOR Boart Longyear **EQUIPMENT** **METHOD** Rotosonic
DRILLED BY **LOGGED BY** G. Dyer **CHECKED BY** **ANGLE** **BEARING**
BORING DEPTH 43 ft. **GROUND WATER DEPTH: DURING** **COMP.** **DELAYED** 19.4 ft. after 24 hrs.
NOTES Well installed. Refer to well data sheet.

DEPTH (ft)	GRAPHIC LOG	MATERIAL DESCRIPTION	SAMPLE TYPE NUMBER	SAMPLE DEPTH (ft.)	BLOW COUNTS (N VALUE)	RECOVERY % (RQD)	COMMENTS
		Silty Sand (SM) - orange, damp, low plasticity, w/ gravel sized pieces of quartz - quartz is angular - sample is weathered from schist, some clay found (approximately 10%), micas weathering to white clay minerals					
5		- orange, slightly damp, orange grading down to white; fewer clay minerals (approximately 5%), sediment is less consolidated than 0' - 4' section. white material is highly weathered schist, relic cleavages and foliations can barely be discerned					no quartz, orange grades to white.
		Schist					perched 8' - 10' H2O.
10		- white, tan, has weathered to medium grained sands w/ less than 10% silt, wet					
		- mottled tan, brown, weathered, coarse sand to gravel sized, poorly sorted and graded, gravel sized pieces are structually intact schist. grades to more tan, sand and gravel sized regolith, preferential bands of more competent schist found (dark), dry					
15							
		- banded tan, orange, white, weathered, coarse sand to gravel sized, white sediments contain larger fragments of schist, dry					tan. orange. white/grey.
		Silty Sand (SM)					
20		- tan, wet, medium grain					
		Poorly-graded Sand (SP) - mottled white, tan, orange, dry, fine to medium grain, w/ angular, gravel sized schist fragments					
25		**Silty Sand (SM)** - mottled tan, white, dry, clay particles present less than 2%, angular gravel to boulder sized fragments of schist					
		Partially Weathered Rock					
30		- brown, orange, saprolite (schist/gneiss contact), zoned					
		Gneiss - banded grey, white, competent, relic structures and foliations intact, sugary pegmatic quartz coating on cuttings, prevalent zones of oxidation suggesting fractures, fractures identified parallel to cleavage planes					last 10' drilled w/ water.
35							
40							
45		Bottom of borehole at 43.0 feet.					

GEOTECH ENGINEERING LOGS - ESEE DATABASE.GDT - 11/9/11 15:48 - T:\ESEE MAJOR PROJECTS\PROJECTS\WANSLEY\WANSLEY 2011\PLANT WANSLEY WELL LOGS.GPJ

BORING GWA-29
PAGE 1 OF 1

SOUTHERN COMPANY

LOG OF TEST BORING

SOUTHERN COMPANY SERVICES, INC.
EARTH SCIENCE AND ENVIRONMENTAL ENGINEERING

PROJECT Plant Wansley
LOCATION Carrollton, Georgia

DATE STARTED 6/21/2011 **COMPLETED** 6/26/2011 **SURF. ELEV.** Not Surveyed **COORDINATES:**
CONTRACTOR SCS Field Services **EQUIPMENT** 550X **METHOD** 3 1/4" Hollow Stem Auger; HQ Casing; HQ Rock Core
DRILLED BY **LOGGED BY** B. Gallagher/D. Brook **CHECKED BY** **ANGLE** **BEARING**
BORING DEPTH 54.7 ft. **GROUND WATER DEPTH: DURING** **COMP.** **DELAYED** 39.8 ft. after 1 hrs.
NOTES Well installed. Refer to well data sheet.

DEPTH (ft)	GRAPHIC LOG	MATERIAL DESCRIPTION	SAMPLE TYPE NUMBER	SAMPLE DEPTH (ft.)	BLOW COUNTS (N VALUE)	RECOVERY % (RQD)	COMMENTS
		Sandy Silt (ML) - brown, damp					
		Silty Sand (SM) - tan, damp					
		Poorly-graded Sand (SP)					
10		- tand and white, damp **Gneiss** - gray and pink, medium to fine grain, soft, highly weathered - quartz bands at 10.6 ft - stained joint at 11 ft - medium hard, slightly weathered, slightly stained below 11.5 ft - stained joint at 13.2 ft - stained joint at 13.7 ft	RC -1	9.5-14.7	WR-WR-WR (0)	96 (17)	Auger Refusal at 9.5 ft.
20		- hard, slightly weathered, below 15.2 ft - 9 stained joints from 15.7 to 19.7 ft - hard, not weathered, below 19.7 ft - 3 partially healed, slightly stained joints from 20.9 to 24.6 ft	RC -2	14.7-19.7	WR-WR-WR (0)	100 (52)	
		- hard, slightly weathered, below 24.3 ft - soft to hard, highly to slightly weathered, with 11 weathered, stained joints from 24.7 to 26.5 ft - hard, slightly weathered, below 26.5 ft	RC -3	19.7-24.7	WR-WR-WR (0)	100 (96)	
30		- slightly weathered, stained joints from 29.7 to 34.7	RC -4	24.7-29.7	WR-WR-WR (0)	100 (42)	
			RC -5	29.7-34.7	WR-WR-WR (0)	100 (74)	
		- healed fractures broken by coring from 33.7 to 34.7 ft - high-angle joint with dry gray clay coating from 35.9 to 36.5 - stained, healed, high-angle joint from 37.2 to 37.7	RC -6	34.7-39.7	WR-WR-WR (0)	100 (60)	
40		- stained, high-angle joint from 38.7 to 39.7 - heavily stained, high-angle joint at 41.7 ft	RC -7	39.7-44.7	WR-WR-WR (0)	100 (68)	Lost circulation at 39.5 ft. 50% return begining at 40 ft. Lost circulation at 40.5 ft.
		- heavily stained, high-angle joint at 43.7 ft - heavily stained, high-angle joint at 44.2 ft	RC -8	44.7-49.7	WR-WR-WR (0)	90 (16)	
50			RC -9	49.7-54.7	WR-WR-WR (0)		
		Bottom of borehole at 54.7 feet.					
60							

GEOTECH ENGINEERING LOGS - ESEE DATABASE.GDT - 11/9/11 15:48 - T:\ESEE MAJOR PROJECTS\PROJECTS\WANSLEY\WANSLEY 2011\PLANT WANSLEY WELL LOGS.GPJ

BORING GWC-31
PAGE 1 OF 1

SOUTHERN COMPANY

LOG OF TEST BORING

SOUTHERN COMPANY SERVICES, INC.
EARTH SCIENCE AND ENVIRONMENTAL ENGINEERING

PROJECT Plant Wansley
LOCATION Carrollton, Georgia

DATE STARTED 6/20/2011 **COMPLETED** 6/21/2011 **SURF. ELEV.** Not Surveyed **COORDINATES:**
CONTRACTOR SCS Field Services **EQUIPMENT** 550X **METHOD** 3 1/4" Hollow Stem Auger; HQ Casing; HQ Rock Core
DRILLED BY **LOGGED BY** B. Gallagher **CHECKED BY** **ANGLE** **BEARING**
BORING DEPTH 34.2 ft. **GROUND WATER DEPTH: DURING** **COMP.** **DELAYED**
NOTES Well installed. Refer to well data sheet.

DEPTH (ft)	GRAPHIC LOG	MATERIAL DESCRIPTION	SAMPLE TYPE NUMBER	SAMPLE DEPTH (ft.)	BLOW COUNTS (N VALUE)	RECOVERY % (RQD)	COMMENTS
		Silty Sand (SM) - brown, damp, medium dense, fine grain					
		Sandy Silt (ML) - tan, damp, medium dense					
5		**Gneiss** - pink and white, medium to fine grain, hard, slightly weathered, granitoid; with 7 stained slightly weathered joints from 4.7 to 7.4 ft. - 0.25" quartz vein at 5.9 ft. - 4 coated joints from 7.4 to 9.2 ft.	RC -1	4.7-9.2	WR-WR-WR (0)	96 (49)	Auger refusal at 4.7 ft.
10		- stained, semi-vertical joint from 11.6 to 12.2 ft.	RC -2	9.2-14.2	WR-WR-WR (0)	100 (84)	
15		- pink and gray, no weathering below 14.2 ft - horizontal, slightly weathered joint at 14.8 ft - horizontal, slightly weathered joint at 15.2 ft - sub-horizontal, slightly weathered joint at 17.6 ft - sub-horizontal, slightly weathered joint at 18.4 ft	RC -3	14.2-19.2	WR-WR-WR (0)	100 (86)	
20		- slighty weathered, stained joint at 20 ft - slightly weathered with 0.1 ft quartz lens from 21 to 21.5 ft - healed joint at 22.2 ft.	RC -4	19.2-24.2	WR-WR-WR (0)	100 (90)	Lost Circulation at 21 ft.
25		- slighty weathered, stained joint at 23.9 ft - slighty weathered, stained joint at 25.4 ft - slightly weathered from 26.2 to 26.7 ft - slighty weathered, stained joint at 27.2 ft	RC -5	24.2-29.2	WR-WR-WR (0)	100 (88)	
30		- slightly weathered from 30.3 to 31.9 ft - slightly weathered, medium hard joint at 31.3 ft. - stained, near vertical joint from 32.2 to 32.5 ft.	RC -6	29.2-34.2	WR-WR-WR (0)	100 (76)	
35		Bottom of borehole at 34.2 feet.					
40							

GEOTECH ENGINEERING LOGS - ESEE DATABASE.GDT - 11/9/11 15:48 - T:\ESEE MAJOR PROJECTS\PROJECTS\WANSLEY\WANSLEY 2011\PLANT WANSLEY WELL LOGS.GPJ

SOUTHERN COMPANY

LOG OF TEST BORING

SOUTHERN COMPANY SERVICES, INC.
EARTH SCIENCE AND ENVIRONMENTAL ENGINEERING

PROJECT Plant Wansley
LOCATION Carrollton, Georgia

DATE STARTED 2/18/2011 COMPLETED 2/18/2011 SURF. ELEV. Not Surveyed COORDINATES:
CONTRACTOR Boart Longyear EQUIPMENT METHOD Rotosonic
DRILLED BY LOGGED BY C. Sellers CHECKED BY ANGLE BEARING
BORING DEPTH 30 ft. GROUND WATER DEPTH: DURING COMP. DELAYED
NOTES Well installed. Refer to well data sheet.

DEPTH (ft)	GRAPHIC LOG	MATERIAL DESCRIPTION	HCL REACTION (Weak / Moderate / Strong)	COMMENTS
		Clayey Sand (SC) - light red / moderate reddish orange (10R 6/6)		
5		**Clayey Sand (SC)** - weak red / pale reddish brown (10R 5/4) with weathered SCHIST gravel		
10		**Clayey Sand (SC)** - yellowish brown / moderate yellowish brown (10YR 5/4) damp		
		Clayey Sand (SC) - brown (7.5YR 4/2) damp		
15		**Silty Sand (SM)** - light gray (10YR 7/1) with large SCHIST gravel		
20		**SCHIST** - and gray (10YR 5/1) slightly weathered, heavy red stain		
25				
30		**GNEISS** - and gray (10YR 5/1)		
		Bottom of borehole at 30.0 feet.		
35				
40				

SIMPLE GEOLOGY LOG - ESEE DATABASE.GDT - 11/9/11 15:55 - T:\ESEE MAJOR PROJECTS\WANSLEY\WANSLEY 2011\PLANT WANSLEY WELL LOGS.GPJ

ATTACHMENT B – Laboratory Analytical Reports & Purge Data Sheets

TestAmerica

THE LEADER IN ENVIRONMENTAL TESTING



ANALYTICAL REPORT

TestAmerica Laboratories, Inc.
TestAmerica Pensacola
3355 McLemore Drive
Pensacola, FL 32514
Tel: (850)474-1001

TestAmerica Job ID: 400-150978-1
TestAmerica Sample Delivery Group: ASD
Client Project/Site: Plant Wansley

For:
Southern Company
PO BOX 2641 GSC8
Birmingham, Alabama 35291

Attn: Joju Abraham

Cheyenne R Whitmire

Authorized for release by:
3/23/2018 2:59:33 PM

Cheyenne Whitmire, Project Manager II
(850)471-6222
cheyenne.whitmire@testamericainc.com

LINKS

Review your project results through TotalAccess

Have a Question? Ask The Expert

Visit us at: www.testamericainc.com

The test results in this report meet all 2003 NELAC and 2009 TNI requirements for accredited parameters, exceptions are noted in this report. This report may not be reproduced except in full, and with written approval from the laboratory. For questions please contact the Project Manager at the e-mail address or telephone number listed on this page.

This report has been electronically signed and authorized by the signatory. Electronic signature is intended to be the legally binding equivalent of a traditionally handwritten signature.

Results relate only to the items tested and the sample(s) as received by the laboratory.

Table of Contents

Cover Page 1
Table of Contents 2
Detection Summary 3
Method Summary 4
Sample Summary 5
Client Sample Results 6
Definitions 7
Chronicle 8
QC Association 9
QC Sample Results 10
Chain of Custody 11
Receipt Checklists 12
Certification Summary 13

Detection Summary

Client: Southern Company
Project/Site: Plant Wansley

TestAmerica Job ID: 400-150978-1
SDG: ASD

Client Sample ID: PB-3 LONG ISLAND GNEISS 56-57' — Lab Sample ID: 400-150978-1

Analyte	Result	Qualifier	RL	MDL	Unit	Dil Fac	D	Method	Prep Type
Fluoride	11		4.1	1.3	mg/Kg	1		9056	Soluble

Client Sample ID: PB-4 LONG ISLAND GNEISS 49-50' — Lab Sample ID: 400-150978-2

Analyte	Result	Qualifier	RL	MDL	Unit	Dil Fac	D	Method	Prep Type
Fluoride	9.3		3.9	1.3	mg/Kg	1		9056	Soluble

Client Sample ID: PB-8 SCHIST/AMPHIBOLITE 123-124' — Lab Sample ID: 400-150978-3

No Detections.

Client Sample ID: PB-9 SCHIST/AMPHIBOLITE 65-66' — Lab Sample ID: 400-150978-4

Analyte	Result	Qualifier	RL	MDL	Unit	Dil Fac	D	Method	Prep Type
Fluoride	3.4	J	3.9	1.3	mg/Kg	1		9056	Soluble

Client Sample ID: APC-5D QUARTZITE 90-91' — Lab Sample ID: 400-150978-5

No Detections.

This Detection Summary does not include radiochemical test results.

Method Summary

Client: Southern Company
Project/Site: Plant Wansley

TestAmerica Job ID: 400-150978-1
SDG: ASD

Method	Method Description	Protocol	Laboratory
9056	Anions, Ion Chromatography	SW846	TAL PEN

Protocol References:

SW846 = "Test Methods For Evaluating Solid Waste, Physical/Chemical Methods", Third Edition, November 1986 And Its Updates.

Laboratory References:

TAL PEN = TestAmerica Pensacola, 3355 McLemore Drive, Pensacola, FL 32514, TEL (850)474-1001

Sample Summary

Client: Southern Company
Project/Site: Plant Wansley

TestAmerica Job ID: 400-150978-1
SDG: ASD

Lab Sample ID	Client Sample ID	Matrix	Collected	Received
400-150978-1	PB-3 LONG ISLAND GNEISS 56-57'	Solid	03/16/18 09:55	03/17/18 08:24
400-150978-2	PB-4 LONG ISLAND GNEISS 49-50'	Solid	03/16/18 10:00	03/17/18 08:24
400-150978-3	PB-8 SCHIST/AMPHIBOLITE 123-124'	Solid	03/16/18 10:05	03/17/18 08:24
400-150978-4	PB-9 SCHIST/AMPHIBOLITE 65-66'	Solid	03/16/18 10:10	03/17/18 08:24
400-150978-5	APC-5D QUARTZITE 90-91'	Solid	03/16/18 10:15	03/17/18 08:24

Client Sample ID: PB-3 LONG ISLAND GNEISS 56-57'
Lab Sample ID: 400-150978-1
Date Collected: 03/16/18 09:55
Matrix: Solid
Date Received: 03/17/18 08:24

Method: 9056 - Anions, Ion Chromatography - Soluble

Analyte	Result	Qualifier	RL	MDL	Unit	D	Prepared	Analyzed	Dil Fac
Fluoride	11		4.1	1.3	mg/Kg			03/22/18 00:17	1

Client Sample ID: PB-4 LONG ISLAND GNEISS 49-50'
Lab Sample ID: 400-150978-2
Date Collected: 03/16/18 10:00
Matrix: Solid
Date Received: 03/17/18 08:24

Method: 9056 - Anions, Ion Chromatography - Soluble

Analyte	Result	Qualifier	RL	MDL	Unit	D	Prepared	Analyzed	Dil Fac
Fluoride	9.3		3.9	1.3	mg/Kg			03/22/18 01:26	1

Client Sample ID: PB-8 SCHIST/AMPHIBOLITE 123-124'
Lab Sample ID: 400-150978-3
Date Collected: 03/16/18 10:05
Matrix: Solid
Date Received: 03/17/18 08:24

Method: 9056 - Anions, Ion Chromatography - Soluble

Analyte	Result	Qualifier	RL	MDL	Unit	D	Prepared	Analyzed	Dil Fac
Fluoride	<1.3		4.0	1.3	mg/Kg			03/22/18 01:48	1

Client Sample ID: PB-9 SCHIST/AMPHIBOLITE 65-66'
Lab Sample ID: 400-150978-4
Date Collected: 03/16/18 10:10
Matrix: Solid
Date Received: 03/17/18 08:24

Method: 9056 - Anions, Ion Chromatography - Soluble

Analyte	Result	Qualifier	RL	MDL	Unit	D	Prepared	Analyzed	Dil Fac
Fluoride	3.4	J	3.9	1.3	mg/Kg			03/22/18 02:11	1

Client Sample ID: APC-5D QUARTZITE 90-91'
Lab Sample ID: 400-150978-5
Date Collected: 03/16/18 10:15
Matrix: Solid
Date Received: 03/17/18 08:24

Method: 9056 - Anions, Ion Chromatography - Soluble

Analyte	Result	Qualifier	RL	MDL	Unit	D	Prepared	Analyzed	Dil Fac
Fluoride	<1.3		4.1	1.3	mg/Kg			03/22/18 02:34	1

Qualifiers

HPLC/IC

Qualifier	Qualifier Description
J	Result is less than the RL but greater than or equal to the MDL and the concentration is an approximate value.

Glossary

Abbreviation	These commonly used abbreviations may or may not be present in this report.
¤	Listed under the "D" column to designate that the result is reported on a dry weight basis
%R	Percent Recovery
CFL	Contains Free Liquid
CNF	Contains No Free Liquid
DER	Duplicate Error Ratio (normalized absolute difference)
Dil Fac	Dilution Factor
DL	Detection Limit (DoD/DOE)
DL, RA, RE, IN	Indicates a Dilution, Re-analysis, Re-extraction, or additional Initial metals/anion analysis of the sample
DLC	Decision Level Concentration (Radiochemistry)
EDL	Estimated Detection Limit (Dioxin)
LOD	Limit of Detection (DoD/DOE)
LOQ	Limit of Quantitation (DoD/DOE)
MDA	Minimum Detectable Activity (Radiochemistry)
MDC	Minimum Detectable Concentration (Radiochemistry)
MDL	Method Detection Limit
ML	Minimum Level (Dioxin)
NC	Not Calculated
ND	Not Detected at the reporting limit (or MDL or EDL if shown)
PQL	Practical Quantitation Limit
QC	Quality Control
RER	Relative Error Ratio (Radiochemistry)
RL	Reporting Limit or Requested Limit (Radiochemistry)
RPD	Relative Percent Difference, a measure of the relative difference between two points
TEF	Toxicity Equivalent Factor (Dioxin)
TEQ	Toxicity Equivalent Quotient (Dioxin)

Lab Chronicle

Client: Southern Company
Project/Site: Plant Wansley

TestAmerica Job ID: 400-150978-1
SDG: ASD

Client Sample ID: PB-3 LONG ISLAND GNEISS 56-57'
Lab Sample ID: 400-150978-1
Date Collected: 03/16/18 09:55
Matrix: Solid
Date Received: 03/17/18 08:24

Prep Type	Batch Type	Batch Method	Run	Dilution Factor	Batch Number	Prepared or Analyzed	Analyst	Lab
Soluble	Leach	DI Leach			390993	03/21/18 17:04	TAJ	TAL PEN
Soluble	Analysis	9056		1	391064	03/22/18 00:17	TAJ	TAL PEN

Client Sample ID: PB-4 LONG ISLAND GNEISS 49-50'
Lab Sample ID: 400-150978-2
Date Collected: 03/16/18 10:00
Matrix: Solid
Date Received: 03/17/18 08:24

Prep Type	Batch Type	Batch Method	Run	Dilution Factor	Batch Number	Prepared or Analyzed	Analyst	Lab
Soluble	Leach	DI Leach			390993	03/21/18 17:04	TAJ	TAL PEN
Soluble	Analysis	9056		1	391064	03/22/18 01:26	TAJ	TAL PEN

Client Sample ID: PB-8 SCHIST/AMPHIBOLITE 123-124'
Lab Sample ID: 400-150978-3
Date Collected: 03/16/18 10:05
Matrix: Solid
Date Received: 03/17/18 08:24

Prep Type	Batch Type	Batch Method	Run	Dilution Factor	Batch Number	Prepared or Analyzed	Analyst	Lab
Soluble	Leach	DI Leach			390993	03/21/18 17:04	TAJ	TAL PEN
Soluble	Analysis	9056		1	391064	03/22/18 01:48	TAJ	TAL PEN

Client Sample ID: PB-9 SCHIST/AMPHIBOLITE 65-66'
Lab Sample ID: 400-150978-4
Date Collected: 03/16/18 10:10
Matrix: Solid
Date Received: 03/17/18 08:24

Prep Type	Batch Type	Batch Method	Run	Dilution Factor	Batch Number	Prepared or Analyzed	Analyst	Lab
Soluble	Leach	DI Leach			390993	03/21/18 17:04	TAJ	TAL PEN
Soluble	Analysis	9056		1	391064	03/22/18 02:11	TAJ	TAL PEN

Client Sample ID: APC-5D QUARTZITE 90-91'
Lab Sample ID: 400-150978-5
Date Collected: 03/16/18 10:15
Matrix: Solid
Date Received: 03/17/18 08:24

Prep Type	Batch Type	Batch Method	Run	Dilution Factor	Batch Number	Prepared or Analyzed	Analyst	Lab
Soluble	Leach	DI Leach			390993	03/21/18 18:05	TAJ	TAL PEN
Soluble	Analysis	9056		1	391064	03/22/18 02:34	TAJ	TAL PEN

Laboratory References:
TAL PEN = TestAmerica Pensacola, 3355 McLemore Drive, Pensacola, FL 32514, TEL (850)474-1001

QC Association Summary

Client: Southern Company
Project/Site: Plant Wansley

TestAmerica Job ID: 400-150978-1
SDG: ASD

HPLC/IC

Leach Batch: 390993

Lab Sample ID	Client Sample ID	Prep Type	Matrix	Method	Prep Batch
400-150978-1	PB-3 LONG ISLAND GNEISS 56-57'	Soluble	Solid	DI Leach	
400-150978-2	PB-4 LONG ISLAND GNEISS 49-50'	Soluble	Solid	DI Leach	
400-150978-3	PB-8 SCHIST/AMPHIBOLITE 123-124'	Soluble	Solid	DI Leach	
400-150978-4	PB-9 SCHIST/AMPHIBOLITE 65-66'	Soluble	Solid	DI Leach	
400-150978-5	APC-5D QUARTZITE 90-91'	Soluble	Solid	DI Leach	
MB 400-390993/1-A	Method Blank	Soluble	Solid	DI Leach	
LCS 400-390993/2-A	Lab Control Sample	Soluble	Solid	DI Leach	
LCSD 400-390993/3-A	Lab Control Sample Dup	Soluble	Solid	DI Leach	
400-150978-1 MS	PB-3 LONG ISLAND GNEISS 56-57'	Soluble	Solid	DI Leach	
400-150978-1 MSD	PB-3 LONG ISLAND GNEISS 56-57'	Soluble	Solid	DI Leach	

Analysis Batch: 391064

Lab Sample ID	Client Sample ID	Prep Type	Matrix	Method	Prep Batch
400-150978-1	PB-3 LONG ISLAND GNEISS 56-57'	Soluble	Solid	9056	390993
400-150978-2	PB-4 LONG ISLAND GNEISS 49-50'	Soluble	Solid	9056	390993
400-150978-3	PB-8 SCHIST/AMPHIBOLITE 123-124'	Soluble	Solid	9056	390993
400-150978-4	PB-9 SCHIST/AMPHIBOLITE 65-66'	Soluble	Solid	9056	390993
400-150978-5	APC-5D QUARTZITE 90-91'	Soluble	Solid	9056	390993
MB 400-390993/1-A	Method Blank	Soluble	Solid	9056	390993
LCS 400-390993/2-A	Lab Control Sample	Soluble	Solid	9056	390993
LCSD 400-390993/3-A	Lab Control Sample Dup	Soluble	Solid	9056	390993
400-150978-1 MS	PB-3 LONG ISLAND GNEISS 56-57'	Soluble	Solid	9056	390993
400-150978-1 MSD	PB-3 LONG ISLAND GNEISS 56-57'	Soluble	Solid	9056	390993

Method: 9056 - Anions, Ion Chromatography

Lab Sample ID: MB 400-390993/1-A
Matrix: Solid
Analysis Batch: 391064

Client Sample ID: Method Blank
Prep Type: Soluble

Analyte	MB Result	MB Qualifier	RL	MDL	Unit	D	Prepared	Analyzed	Dil Fac
Fluoride	<1.3		4.0	1.3	mg/Kg			03/21/18 23:08	1

Lab Sample ID: LCS 400-390993/2-A
Matrix: Solid
Analysis Batch: 391064

Client Sample ID: Lab Control Sample
Prep Type: Soluble

Analyte			Spike Added	LCS Result	LCS Qualifier	Unit	D	%Rec	%Rec. Limits		
Fluoride			200	203		mg/Kg		101	80 - 120		

Lab Sample ID: LCSD 400-390993/3-A
Matrix: Solid
Analysis Batch: 391064

Client Sample ID: Lab Control Sample Dup
Prep Type: Soluble

Analyte			Spike Added	LCSD Result	LCSD Qualifier	Unit	D	%Rec	%Rec. Limits	RPD	RPD Limit
Fluoride			200	204		mg/Kg		102	80 - 120	1	15

Lab Sample ID: 400-150978-1 MS
Matrix: Solid
Analysis Batch: 391064

Client Sample ID: PB-3 LONG ISLAND GNEISS 56-57'
Prep Type: Soluble

Analyte	Sample Result	Sample Qualifier	Spike Added	MS Result	MS Qualifier	Unit	D	%Rec	%Rec. Limits		
Fluoride	11		199	204		mg/Kg		97	80 - 120		

Lab Sample ID: 400-150978-1 MSD
Matrix: Solid
Analysis Batch: 391064

Client Sample ID: PB-3 LONG ISLAND GNEISS 56-57'
Prep Type: Soluble

Analyte	Sample Result	Sample Qualifier	Spike Added	MSD Result	MSD Qualifier	Unit	D	%Rec	%Rec. Limits	RPD	RPD Limit
Fluoride	11		200	204		mg/Kg		96	80 - 120	0	15

TestAmerica Pensacola
3355 McLemore Drive
681-Atlanta
Pensacola, FL 32514-7045
phone 850.474.1001 fax 850.474.4789

Chain of Custody Record

TestAmerica
THE LEADER IN ENVIRONMENTAL TESTING

Regulatory Program: ☐DW ☐NPDES ☐RCRA ☐Other:

TestAmerica Laboratories, Inc.

Client Contact	Project Manager: Evan Perry	Site Contact: Evan Perry	Date:	COC No:
Atlantic Coast Consulting, Inc.	Tel/Fax: (770) 594-5998	Lab Contact: Cheyenne Whitmire	Carrier:	1 of 1 COCs
630 Colonial Park Drive, Suite 110	**Analysis Turnaround Time**			Sampler:
Roswell, GA 30075	☐ CALENDAR DAYS ☐ WORKING DAYS			**For Lab Use Only:**
(770) 594-5998 Phone	TAT if different from Below _____			Walk-in Client:
(770) 594-5967 FAX	☐ 2 weeks			Lab Sampling:
Project Name: Plant Wansley ASD	☑ 1 week			
Site: Plant Wansley	☐ 2 days			Job / SDG No.:
P O #	☐ 1 day			

400-150978 COC

Sample Identification	Sample Date	Sample Time	Sample Type (C=Comp, G=Grab)	Matrix	# of Cont.	Filtered Sample (Y / N)	Perform MS / MSD (Y / N)	Fluoride 9056	Sample Specific Notes:
PB-3 Long Island Gneiss 56-57'	3/16/2018	0955	G	S	1	N	N	X	
PB-4 Long Island Gneiss 49-50'	3/16/2018	1000	G	S	1	N	N	X	
PB-8 Schist/Amphibolite 123-124'	3/16/2018	1005	G	S	1	N	N	X	
PB-9 Schist/Amphibolite 65-66'	3/16/2018	1010	G	S	1	N	N	X	
APC-5D Quartzite 90-91'	3/16/2018	1015	G	S	1	N	N	X	

Preservation Used: 1= Ice, 2= HCl; 3= H2SO4; 4=HNO3; 5=NaOH; 6= Other _____

Possible Hazard Identification:
Are any samples from a listed EPA Hazardous Waste? Please List any EPA Waste Codes for the sample in the Comments Section if the lab is to dispose of the sample.

☑Non-Hazard ☐Flammable ☐Skin Irritant ☐Poison B ☐Unknown

Sample Disposal (A fee may be assessed if samples are retained longer than 1 month)

☐Return to Client ☑Disposal by Lab ☐Archive for _____ Months

Special Instructions/QC Requirements & Comments:

15.1°C IR7

Custody Seals Intact: ☐ Yes ☑ No	Custody Seal No.:		Cooler Temp. (°C): Obs'd: _____ Corr'd: _____		Therm ID No.: _____
Relinquished by:	Company: Atlantic Coast Consult.	Date/Time: 3/16/18 1150	Received by:	Company: TA	Date/Time: 3/16/18 1150
Relinquished by:	Company: TA	Date/Time: 3/16/18 1645	Received by:	Company: TA-PEN	Date/Time: 3.17.18 0824
Relinquished by:	Company:	Date/Time:	Received in Laboratory by:	Company:	Date/Time:

Form No. CA-C-WI-002, Rev. 4.15, dated 9/27/2017

Login Sample Receipt Checklist

Client: Southern Company

Job Number: 400-150978-1
SDG Number: ASD

Login Number: 150978
List Number: 1
Creator: Ott, Tina M

List Source: TestAmerica Pensacola

Question	Answer	Comment
Radioactivity wasn't checked or is </= background as measured by a survey meter.	N/A	
The cooler's custody seal, if present, is intact.	True	
Sample custody seals, if present, are intact.	N/A	
The cooler or samples do not appear to have been compromised or tampered with.	True	
Samples were received on ice.	N/A	
Cooler Temperature is acceptable.	True	
Cooler Temperature is recorded.	True	15.1°C IR7
COC is present.	True	
COC is filled out in ink and legible.	True	
COC is filled out with all pertinent information.	True	
Is the Field Sampler's name present on COC?	True	
There are no discrepancies between the containers received and the COC.	True	
Samples are received within Holding Time (excluding tests with immediate HTs)	True	
Sample containers have legible labels.	True	
Containers are not broken or leaking.	True	
Sample collection date/times are provided.	True	
Appropriate sample containers are used.	True	
Sample bottles are completely filled.	True	
Sample Preservation Verified.	True	
There is sufficient vol. for all requested analyses, incl. any requested MS/MSDs	True	
Containers requiring zero headspace have no headspace or bubble is <6mm (1/4").	N/A	
Multiphasic samples are not present.	True	
Samples do not require splitting or compositing.	True	
Residual Chlorine Checked.	N/A	

Accreditation/Certification Summary

Client: Southern Company
Project/Site: Plant Wansley

TestAmerica Job ID: 400-150978-1
SDG: ASD

Laboratory: TestAmerica Pensacola

All accreditations/certifications held by this laboratory are listed. Not all accreditations/certifications are applicable to this report.

Authority	Program	EPA Region	Identification Number	Expiration Date
Alabama	State Program	4	40150	06-30-18
Arizona	State Program	9	AZ0710	01-12-19
Arkansas DEQ	State Program	6	88-0689	09-01-18
California	ELAP	9	2510	03-31-18
Florida	NELAP	4	E81010	06-30-18
Georgia	State Program	4	N/A	06-30-18
Illinois	NELAP	5	200041	10-09-18
Iowa	State Program	7	367	08-01-18
Kansas	NELAP	7	E-10253	10-31-18
Kentucky (UST)	State Program	4	53	06-30-18
Kentucky (WW)	State Program	4	98030	12-31-18
L-A-B	ISO/IEC 17025		L2471	02-22-20
Louisiana	NELAP	6	30976	06-30-18
Louisiana (DW)	NELAP	6	LA170005	12-31-18
Maryland	State Program	3	233	09-30-18
Massachusetts	State Program	1	M-FL094	06-30-18
Michigan	State Program	5	9912	06-30-18
New Jersey	NELAP	2	FL006	06-30-18
North Carolina (WW/SW)	State Program	4	314	12-31-18
Pennsylvania	NELAP	3	68-00467	01-31-19
Rhode Island	State Program	1	LAO00307	12-30-18
South Carolina	State Program	4	96026	06-30-18
Tennessee	State Program	4	TN02907	06-30-18
Texas	NELAP	6	T104704286-17-12	09-30-18
USDA	Federal		P330-16-00172	05-24-19
Virginia	NELAP	3	460166	06-14-18
Washington	State Program	10	C915	05-15-18
West Virginia DEP	State Program	3	136	06-30-18

TestAmerica

THE LEADER IN ENVIRONMENTAL TESTING



ANALYTICAL REPORT

TestAmerica Laboratories, Inc.
TestAmerica Pensacola
3355 McLemore Drive
Pensacola, FL 32514
Tel: (850)474-1001

TestAmerica Job ID: 400-150979-1
TestAmerica Sample Delivery Group: Gypsum Landfill Cells
Client Project/Site: CCR - Plant Wansley

For:
Southern Company
PO BOX 2641 GSC8
Birmingham, Alabama 35291

Attn: Joju Abraham

Cheyenne R Whitmire

Authorized for release by:
4/10/2018 10:06:45 AM

Cheyenne Whitmire, Project Manager II
(850)471-6222
cheyenne.whitmire@testamericainc.com

LINKS

Review your project results through TotalAccess

Have a Question? Ask The Expert

Visit us at: www.testamericainc.com

The test results in this report meet all 2003 NELAC and 2009 TNI requirements for accredited parameters, exceptions are noted in this report. This report may not be reproduced except in full, and with written approval from the laboratory. For questions please contact the Project Manager at the e-mail address or telephone number listed on this page.

This report has been electronically signed and authorized by the signatory. Electronic signature is intended to be the legally binding equivalent of a traditionally handwritten signature.

Results relate only to the items tested and the sample(s) as received by the laboratory.

Table of Contents

Cover Page 1
Table of Contents 2
Case Narrative 3
Detection Summary 4
Method Summary 6
Sample Summary 7
Client Sample Results 8
Definitions 16
Chronicle 17
QC Association 19
QC Sample Results 21
Chain of Custody 24
Receipt Checklists 25
Certification Summary 26

Job ID: 400-150979-1

Laboratory: TestAmerica Pensacola

Narrative

Job Narrative
400-150979-1

HPLC/IC
Method(s) 300.0: The method blank for analytical batch 391935 contained Sulfate above the method detection limit. This target analyte concentration was less than the reporting limit (RL); therefore, re-extraction and/or re-analysis of samples was not performed.

Method(s) 300.0: The method blank for analytical batch 392174 contained Sulfate above the method detection limit. This target analyte concentration was less than the reporting limit (RL); therefore, re-extraction and/or re-analysis of samples was not performed.

Metals
Method(s) 6020: The matrix spike (MS) recoveries for preparation batch 392217 and analytical batch 393106 were outside control limits. Insufficient spike in the matrix spike is suspected. The associated laboratory control sample (LCS) and post digestion spike (PDS) recoveries are within acceptance limits.

Method(s) 6020: The sample size used in the preparation of the matrix spike/matrix spike duplicate (MS/MSD) associated with preparation batch 392217 and analytical batch 393106 was outside the 20% difference. As the relative percent difference (RPD) calculation is based upon the MS/MSD concentration as opposed to the MS/MSD percent recovery, elevated %RPD values were obtained.

General Chemistry
Method(s) SM 2320B: The sample duplicate precision for the following sample associated with analytical batch 391494 was outside control limits: (400-150979-A-2 DU). The associated Laboratory Control Sample(LCS) met acceptance criteria.

Detection Summary

Client: Southern Company
Project/Site: CCR - Plant Wansley

TestAmerica Job ID: 400-150979-1
SDG: Gypsum Landfill Cells

Client Sample ID: GWA-29 — Lab Sample ID: 400-150979-1

Analyte	Result	Qualifier	RL	MDL	Unit	Dil Fac	D	Method	Prep Type
Chloride	1.3		1.0	0.89	mg/L	1		300.0	Total/NA
Sulfate	5.6		1.0	0.70	mg/L	1		300.0	Total/NA
Calcium	4.0	F1	0.25	0.13	mg/L	5		6020	Total Recoverable
Magnesium	1.5	F2 F1	0.13	0.032	mg/L	5		6020	Total Recoverable
Potassium	1.1	F1	0.25	0.11	mg/L	5		6020	Total Recoverable
Sodium	11	F1	0.25	0.17	mg/L	5		6020	Total Recoverable
Alkalinity, Total	28		1.0	0.98	mg/L	1		SM 2320B	Total/NA
Bicarbonate Alkalinity as CaCO3	28		1.0	0.98	mg/L	1		SM 2320B	Total/NA

Client Sample ID: GWA-28 — Lab Sample ID: 400-150979-2

Analyte	Result	Qualifier	RL	MDL	Unit	Dil Fac	D	Method	Prep Type
Chloride	1.3		1.0	0.89	mg/L	1		300.0	Total/NA
Sulfate	0.74	J	1.0	0.70	mg/L	1		300.0	Total/NA
Calcium	2.5		0.25	0.13	mg/L	5		6020	Total Recoverable
Magnesium	0.76		0.13	0.032	mg/L	5		6020	Total Recoverable
Potassium	0.66		0.25	0.11	mg/L	5		6020	Total Recoverable
Sodium	10		0.25	0.17	mg/L	5		6020	Total Recoverable
Alkalinity, Total	38		1.0	0.98	mg/L	1		SM 2320B	Total/NA
Bicarbonate Alkalinity as CaCO3	38		1.0	0.98	mg/L	1		SM 2320B	Total/NA

Client Sample ID: GWC-32 — Lab Sample ID: 400-150979-3

Analyte	Result	Qualifier	RL	MDL	Unit	Dil Fac	D	Method	Prep Type
Chloride	1.0		1.0	0.89	mg/L	1		300.0	Total/NA
Sulfate	9.1		1.0	0.70	mg/L	1		300.0	Total/NA
Calcium	14		0.25	0.13	mg/L	5		6020	Total Recoverable
Magnesium	4.4		0.13	0.032	mg/L	5		6020	Total Recoverable
Potassium	2.0		0.25	0.11	mg/L	5		6020	Total Recoverable
Sodium	12		0.25	0.17	mg/L	5		6020	Total Recoverable
Alkalinity, Total	60		1.0	0.98	mg/L	1		SM 2320B	Total/NA
Bicarbonate Alkalinity as CaCO3	60		1.0	0.98	mg/L	1		SM 2320B	Total/NA

Client Sample ID: GWC-31 — Lab Sample ID: 400-150979-4

Analyte	Result	Qualifier	RL	MDL	Unit	Dil Fac	D	Method	Prep Type
Chloride	1.6		1.0	0.89	mg/L	1		300.0	Total/NA
Sulfate	12		1.0	0.70	mg/L	1		300.0	Total/NA
Calcium	12		0.25	0.13	mg/L	5		6020	Total Recoverable
Magnesium	3.2		0.13	0.032	mg/L	5		6020	Total Recoverable

This Detection Summary does not include radiochemical test results.

Detection Summary

Client: Southern Company
Project/Site: CCR - Plant Wansley

TestAmerica Job ID: 400-150979-1
SDG: Gypsum Landfill Cells

Client Sample ID: GWC-31 (Continued) — Lab Sample ID: 400-150979-4

Analyte	Result	Qualifier	RL	MDL	Unit	Dil Fac	D	Method	Prep Type
Potassium	1.8		0.25	0.11	mg/L	5		6020	Total Recoverable
Sodium	14		0.25	0.17	mg/L	5		6020	Total Recoverable
Alkalinity, Total	49		1.0	0.98	mg/L	1		SM 2320B	Total/NA
Bicarbonate Alkalinity as CaCO3	49		1.0	0.98	mg/L	1		SM 2320B	Total/NA

Client Sample ID: GWC-27 — Lab Sample ID: 400-150979-5

Analyte	Result	Qualifier	RL	MDL	Unit	Dil Fac	D	Method	Prep Type
Chloride	1.0		1.0	0.89	mg/L	1		300.0	Total/NA
Calcium	0.73		0.25	0.13	mg/L	5		6020	Total Recoverable
Magnesium	0.28		0.13	0.032	mg/L	5		6020	Total Recoverable
Potassium	3.9		0.25	0.11	mg/L	5		6020	Total Recoverable
Sodium	2.7		0.25	0.17	mg/L	5		6020	Total Recoverable
Alkalinity, Total	12		1.0	0.98	mg/L	1		SM 2320B	Total/NA
Bicarbonate Alkalinity as CaCO3	12		1.0	0.98	mg/L	1		SM 2320B	Total/NA

Client Sample ID: DUP-1 — Lab Sample ID: 400-150979-6

Analyte	Result	Qualifier	RL	MDL	Unit	Dil Fac	D	Method	Prep Type
Chloride	1.3		1.0	0.89	mg/L	1		300.0	Total/NA
Sulfate	0.73	J	1.0	0.70	mg/L	1		300.0	Total/NA
Calcium	2.5		0.25	0.13	mg/L	5		6020	Total Recoverable
Magnesium	0.74		0.13	0.032	mg/L	5		6020	Total Recoverable
Potassium	0.64		0.25	0.11	mg/L	5		6020	Total Recoverable
Sodium	9.8		0.25	0.17	mg/L	5		6020	Total Recoverable
Alkalinity, Total	27		1.0	0.98	mg/L	1		SM 2320B	Total/NA
Bicarbonate Alkalinity as CaCO3	27		1.0	0.98	mg/L	1		SM 2320B	Total/NA

Client Sample ID: FB-1-3-16-18 — Lab Sample ID: 400-150979-7

No Detections.

Client Sample ID: EB-1-3-16-18 — Lab Sample ID: 400-150979-8

No Detections.

This Detection Summary does not include radiochemical test results.

Method Summary

Client: Southern Company
Project/Site: CCR - Plant Wansley

TestAmerica Job ID: 400-150979-1
SDG: Gypsum Landfill Cells

Method	Method Description	Protocol	Laboratory
300.0	Anions, Ion Chromatography	MCAWW	TAL PEN
6020	Metals (ICP/MS)	SW846	TAL PEN
SM 2320B	Alkalinity	SM	TAL PEN

Protocol References:

MCAWW = "Methods For Chemical Analysis Of Water And Wastes", EPA-600/4-79-020, March 1983 And Subsequent Revisions.
SM = "Standard Methods For The Examination Of Water And Wastewater",
SW846 = "Test Methods For Evaluating Solid Waste, Physical/Chemical Methods", Third Edition, November 1986 And Its Updates.

Laboratory References:

TAL PEN = TestAmerica Pensacola, 3355 McLemore Drive, Pensacola, FL 32514, TEL (850)474-1001

Sample Summary

Client: Southern Company
Project/Site: CCR - Plant Wansley

TestAmerica Job ID: 400-150979-1
SDG: Gypsum Landfill Cells

Lab Sample ID	Client Sample ID	Matrix	Collected	Received
400-150979-1	GWA-29	Water	03/15/18 12:37	03/17/18 08:24
400-150979-2	GWA-28	Water	03/15/18 14:56	03/17/18 08:24
400-150979-3	GWC-32	Water	03/16/18 09:22	03/17/18 08:24
400-150979-4	GWC-31	Water	03/16/18 10:31	03/17/18 08:24
400-150979-5	GWC-27	Water	03/16/18 12:11	03/17/18 08:24
400-150979-6	DUP-1	Water	03/15/18 00:00	03/17/18 08:24
400-150979-7	FB-1-3-16-18	Water	03/16/18 09:35	03/17/18 08:24
400-150979-8	EB-1-3-16-18	Water	03/16/18 12:35	03/17/18 08:24

Client Sample Results

Client: Southern Company
Project/Site: CCR - Plant Wansley

TestAmerica Job ID: 400-150979-1
SDG: Gypsum Landfill Cells

Client Sample ID: GWA-29
Date Collected: 03/15/18 12:37
Date Received: 03/17/18 08:24

Lab Sample ID: 400-150979-1
Matrix: Water

Method: 300.0 - Anions, Ion Chromatography

Analyte	Result	Qualifier	RL	MDL	Unit	D	Prepared	Analyzed	Dil Fac
Chloride	1.3		1.0	0.89	mg/L			03/29/18 21:18	1
Sulfate	5.6		1.0	0.70	mg/L			03/29/18 21:18	1

Method: 6020 - Metals (ICP/MS) - Total Recoverable

Analyte	Result	Qualifier	RL	MDL	Unit	D	Prepared	Analyzed	Dil Fac
Calcium	4.0	F1	0.25	0.13	mg/L		03/31/18 12:31	04/07/18 01:43	5
Magnesium	1.5	F2 F1	0.13	0.032	mg/L		03/31/18 12:31	04/07/18 01:43	5
Potassium	1.1	F1	0.25	0.11	mg/L		03/31/18 12:31	04/07/18 01:43	5
Sodium	11	F1	0.25	0.17	mg/L		03/31/18 12:31	04/07/18 01:43	5

General Chemistry

Analyte	Result	Qualifier	RL	MDL	Unit	D	Prepared	Analyzed	Dil Fac
Alkalinity, Total	28		1.0	0.98	mg/L			03/21/18 16:40	1
Bicarbonate Alkalinity as CaCO3	28		1.0	0.98	mg/L			03/21/18 16:40	1
Carbonate Alkalinity as CaCO3	<0.98		1.0	0.98	mg/L			03/21/18 16:40	1

Client Sample Results

Client: Southern Company
Project/Site: CCR - Plant Wansley

TestAmerica Job ID: 400-150979-1
SDG: Gypsum Landfill Cells

Client Sample ID: GWA-28
Date Collected: 03/15/18 14:56
Date Received: 03/17/18 08:24

Lab Sample ID: 400-150979-2
Matrix: Water

Method: 300.0 - Anions, Ion Chromatography

Analyte	Result	Qualifier	RL	MDL	Unit	D	Prepared	Analyzed	Dil Fac
Chloride	1.3		1.0	0.89	mg/L			03/29/18 19:24	1
Sulfate	0.74	J	1.0	0.70	mg/L			03/29/18 19:24	1

Method: 6020 - Metals (ICP/MS) - Total Recoverable

Analyte	Result	Qualifier	RL	MDL	Unit	D	Prepared	Analyzed	Dil Fac
Calcium	2.5		0.25	0.13	mg/L		03/31/18 12:31	04/07/18 02:28	5
Magnesium	0.76		0.13	0.032	mg/L		03/31/18 12:31	04/07/18 02:28	5
Potassium	0.66		0.25	0.11	mg/L		03/31/18 12:31	04/07/18 02:28	5
Sodium	10		0.25	0.17	mg/L		03/31/18 12:31	04/07/18 02:28	5

General Chemistry

Analyte	Result	Qualifier	RL	MDL	Unit	D	Prepared	Analyzed	Dil Fac
Alkalinity, Total	38		1.0	0.98	mg/L			03/26/18 12:25	1
Bicarbonate Alkalinity as CaCO3	38		1.0	0.98	mg/L			03/26/18 12:25	1
Carbonate Alkalinity as CaCO3	<0.98		1.0	0.98	mg/L			03/26/18 12:25	1

Client Sample ID: GWC-32

Date Collected: 03/16/18 09:22
Date Received: 03/17/18 08:24

Lab Sample ID: 400-150979-3

Matrix: Water

Method: 300.0 - Anions, Ion Chromatography

Analyte	Result	Qualifier	RL	MDL	Unit	D	Prepared	Analyzed	Dil Fac
Chloride	1.0		1.0	0.89	mg/L			03/29/18 21:41	1
Sulfate	9.1		1.0	0.70	mg/L			03/29/18 21:41	1

Method: 6020 - Metals (ICP/MS) - Total Recoverable

Analyte	Result	Qualifier	RL	MDL	Unit	D	Prepared	Analyzed	Dil Fac
Calcium	14		0.25	0.13	mg/L		03/31/18 12:31	04/07/18 02:32	5
Magnesium	4.4		0.13	0.032	mg/L		03/31/18 12:31	04/07/18 02:32	5
Potassium	2.0		0.25	0.11	mg/L		03/31/18 12:31	04/07/18 02:32	5
Sodium	12		0.25	0.17	mg/L		03/31/18 12:31	04/07/18 02:32	5

General Chemistry

Analyte	Result	Qualifier	RL	MDL	Unit	D	Prepared	Analyzed	Dil Fac
Alkalinity, Total	60		1.0	0.98	mg/L			03/26/18 12:34	1
Bicarbonate Alkalinity as CaCO3	60		1.0	0.98	mg/L			03/26/18 12:34	1
Carbonate Alkalinity as CaCO3	<0.98		1.0	0.98	mg/L			03/26/18 12:34	1

Client: Southern Company
Project/Site: CCR - Plant Wansley

TestAmerica Job ID: 400-150979-1
SDG: Gypsum Landfill Cells

Client Sample ID: GWC-31
Date Collected: 03/16/18 10:31
Date Received: 03/17/18 08:24

Lab Sample ID: 400-150979-4
Matrix: Water

Method: 300.0 - Anions, Ion Chromatography

Analyte	Result	Qualifier	RL	MDL	Unit	D	Prepared	Analyzed	Dil Fac
Chloride	1.6		1.0	0.89	mg/L			03/29/18 22:04	1
Sulfate	12		1.0	0.70	mg/L			03/29/18 22:04	1

Method: 6020 - Metals (ICP/MS) - Total Recoverable

Analyte	Result	Qualifier	RL	MDL	Unit	D	Prepared	Analyzed	Dil Fac
Calcium	12		0.25	0.13	mg/L		03/31/18 12:31	04/07/18 02:37	5
Magnesium	3.2		0.13	0.032	mg/L		03/31/18 12:31	04/07/18 02:37	5
Potassium	1.8		0.25	0.11	mg/L		03/31/18 12:31	04/07/18 02:37	5
Sodium	14		0.25	0.17	mg/L		03/31/18 12:31	04/07/18 02:37	5

General Chemistry

Analyte	Result	Qualifier	RL	MDL	Unit	D	Prepared	Analyzed	Dil Fac
Alkalinity, Total	49		1.0	0.98	mg/L			03/26/18 12:39	1
Bicarbonate Alkalinity as CaCO3	49		1.0	0.98	mg/L			03/26/18 12:39	1
Carbonate Alkalinity as CaCO3	<0.98		1.0	0.98	mg/L			03/26/18 12:39	1

Client: Southern Company
Project/Site: CCR - Plant Wansley

TestAmerica Job ID: 400-150979-1
SDG: Gypsum Landfill Cells

Client Sample ID: GWC-27
Date Collected: 03/16/18 12:11
Date Received: 03/17/18 08:24

Lab Sample ID: 400-150979-5
Matrix: Water

Method: 300.0 - Anions, Ion Chromatography

Analyte	Result	Qualifier	RL	MDL	Unit	D	Prepared	Analyzed	Dil Fac
Chloride	**1.0**		1.0	0.89	mg/L			03/29/18 22:27	1
Sulfate	<0.70		1.0	0.70	mg/L			03/29/18 22:27	1

Method: 6020 - Metals (ICP/MS) - Total Recoverable

Analyte	Result	Qualifier	RL	MDL	Unit	D	Prepared	Analyzed	Dil Fac
Calcium	**0.73**		0.25	0.13	mg/L		03/31/18 12:31	04/07/18 02:41	5
Magnesium	**0.28**		0.13	0.032	mg/L		03/31/18 12:31	04/07/18 02:41	5
Potassium	**3.9**		0.25	0.11	mg/L		03/31/18 12:31	04/07/18 02:41	5
Sodium	**2.7**		0.25	0.17	mg/L		03/31/18 12:31	04/07/18 02:41	5

General Chemistry

Analyte	Result	Qualifier	RL	MDL	Unit	D	Prepared	Analyzed	Dil Fac
Alkalinity, Total	**12**		1.0	0.98	mg/L			03/26/18 12:43	1
Bicarbonate Alkalinity as CaCO3	**12**		1.0	0.98	mg/L			03/26/18 12:43	1
Carbonate Alkalinity as CaCO3	<0.98		1.0	0.98	mg/L			03/26/18 12:43	1

Client Sample ID: DUP-1

Date Collected: 03/15/18 00:00
Date Received: 03/17/18 08:24

Lab Sample ID: 400-150979-6

Matrix: Water

Method: 300.0 - Anions, Ion Chromatography

Analyte	Result	Qualifier	RL	MDL	Unit	D	Prepared	Analyzed	Dil Fac
Chloride	1.3		1.0	0.89	mg/L			03/29/18 22:49	1
Sulfate	0.73	J	1.0	0.70	mg/L			03/29/18 22:49	1

Method: 6020 - Metals (ICP/MS) - Total Recoverable

Analyte	Result	Qualifier	RL	MDL	Unit	D	Prepared	Analyzed	Dil Fac
Calcium	2.5		0.25	0.13	mg/L		03/31/18 12:31	04/07/18 02:46	5
Magnesium	0.74		0.13	0.032	mg/L		03/31/18 12:31	04/07/18 02:46	5
Potassium	0.64		0.25	0.11	mg/L		03/31/18 12:31	04/07/18 02:46	5
Sodium	9.8		0.25	0.17	mg/L		03/31/18 12:31	04/07/18 02:46	5

General Chemistry

Analyte	Result	Qualifier	RL	MDL	Unit	D	Prepared	Analyzed	Dil Fac
Alkalinity, Total	27		1.0	0.98	mg/L			03/26/18 12:49	1
Bicarbonate Alkalinity as CaCO3	27		1.0	0.98	mg/L			03/26/18 12:49	1
Carbonate Alkalinity as CaCO3	<0.98		1.0	0.98	mg/L			03/26/18 12:49	1

Client: Southern Company
Project/Site: CCR - Plant Wansley

TestAmerica Job ID: 400-150979-1
SDG: Gypsum Landfill Cells

Client Sample ID: FB-1-3-16-18
Date Collected: 03/16/18 09:35
Date Received: 03/17/18 08:24

Lab Sample ID: 400-150979-7
Matrix: Water

Method: 300.0 - Anions, Ion Chromatography

Analyte	Result	Qualifier	RL	MDL	Unit	D	Prepared	Analyzed	Dil Fac
Chloride	<0.89		1.0	0.89	mg/L			03/29/18 23:12	1
Sulfate	<0.70		1.0	0.70	mg/L			03/29/18 23:12	1

Method: 6020 - Metals (ICP/MS) - Total Recoverable

Analyte	Result	Qualifier	RL	MDL	Unit	D	Prepared	Analyzed	Dil Fac
Calcium	<0.13		0.25	0.13	mg/L		03/31/18 12:31	04/07/18 02:50	5
Magnesium	<0.032		0.13	0.032	mg/L		03/31/18 12:31	04/07/18 02:50	5
Potassium	<0.11		0.25	0.11	mg/L		03/31/18 12:31	04/07/18 02:50	5
Sodium	<0.17		0.25	0.17	mg/L		03/31/18 12:31	04/07/18 02:50	5

General Chemistry

Analyte	Result	Qualifier	RL	MDL	Unit	D	Prepared	Analyzed	Dil Fac
Alkalinity, Total	<0.98		1.0	0.98	mg/L			03/26/18 12:53	1
Bicarbonate Alkalinity as CaCO3	<0.98		1.0	0.98	mg/L			03/26/18 12:53	1
Carbonate Alkalinity as CaCO3	<0.98		1.0	0.98	mg/L			03/26/18 12:53	1

Client Sample Results

Client: Southern Company
Project/Site: CCR - Plant Wansley

TestAmerica Job ID: 400-150979-1
SDG: Gypsum Landfill Cells

Client Sample ID: EB-1-3-16-18

Date Collected: 03/16/18 12:35
Date Received: 03/17/18 08:24

Lab Sample ID: 400-150979-8

Matrix: Water

Method: 300.0 - Anions, Ion Chromatography

Analyte	Result	Qualifier	RL	MDL	Unit	D	Prepared	Analyzed	Dil Fac
Chloride	<0.89		1.0	0.89	mg/L			03/29/18 23:35	1
Sulfate	<0.70		1.0	0.70	mg/L			03/29/18 23:35	1

Method: 6020 - Metals (ICP/MS) - Total Recoverable

Analyte	Result	Qualifier	RL	MDL	Unit	D	Prepared	Analyzed	Dil Fac
Calcium	<0.13		0.25	0.13	mg/L		03/31/18 12:31	04/07/18 02:55	5
Magnesium	<0.032		0.13	0.032	mg/L		03/31/18 12:31	04/07/18 02:55	5
Potassium	<0.11		0.25	0.11	mg/L		03/31/18 12:31	04/07/18 02:55	5
Sodium	<0.17		0.25	0.17	mg/L		03/31/18 12:31	04/07/18 02:55	5

General Chemistry

Analyte	Result	Qualifier	RL	MDL	Unit	D	Prepared	Analyzed	Dil Fac
Alkalinity, Total	<0.98		1.0	0.98	mg/L			03/26/18 12:58	1
Bicarbonate Alkalinity as CaCO3	<0.98		1.0	0.98	mg/L			03/26/18 12:58	1
Carbonate Alkalinity as CaCO3	<0.98		1.0	0.98	mg/L			03/26/18 12:58	1

Qualifiers

HPLC/IC

Qualifier	Qualifier Description
J	Result is less than the RL but greater than or equal to the MDL and the concentration is an approximate value.

Metals

Qualifier	Qualifier Description
F1	MS and/or MSD Recovery is outside acceptance limits.
F2	MS/MSD RPD exceeds control limits

General Chemistry

Qualifier	Qualifier Description
F3	Duplicate RPD exceeds the control limit

Glossary

Abbreviation	These commonly used abbreviations may or may not be present in this report.
¤	Listed under the "D" column to designate that the result is reported on a dry weight basis
%R	Percent Recovery
CFL	Contains Free Liquid
CNF	Contains No Free Liquid
DER	Duplicate Error Ratio (normalized absolute difference)
Dil Fac	Dilution Factor
DL	Detection Limit (DoD/DOE)
DL, RA, RE, IN	Indicates a Dilution, Re-analysis, Re-extraction, or additional Initial metals/anion analysis of the sample
DLC	Decision Level Concentration (Radiochemistry)
EDL	Estimated Detection Limit (Dioxin)
LOD	Limit of Detection (DoD/DOE)
LOQ	Limit of Quantitation (DoD/DOE)
MDA	Minimum Detectable Activity (Radiochemistry)
MDC	Minimum Detectable Concentration (Radiochemistry)
MDL	Method Detection Limit
ML	Minimum Level (Dioxin)
NC	Not Calculated
ND	Not Detected at the reporting limit (or MDL or EDL if shown)
PQL	Practical Quantitation Limit
QC	Quality Control
RER	Relative Error Ratio (Radiochemistry)
RL	Reporting Limit or Requested Limit (Radiochemistry)
RPD	Relative Percent Difference, a measure of the relative difference between two points
TEF	Toxicity Equivalent Factor (Dioxin)
TEQ	Toxicity Equivalent Quotient (Dioxin)

Client Sample ID: GWA-29
Date Collected: 03/15/18 12:37
Date Received: 03/17/18 08:24

Lab Sample ID: 400-150979-1
Matrix: Water

Prep Type	Batch Type	Batch Method	Run	Dilution Factor	Batch Number	Prepared or Analyzed	Analyst	Lab
Total/NA	Analysis	300.0		1	392174	03/29/18 21:18	JAW	TAL PEN
Total Recoverable	Prep	3005A			392217	03/31/18 12:31	DN1	TAL PEN
Total Recoverable	Analysis	6020		5	393106	04/07/18 01:43	DRE	TAL PEN
Total/NA	Analysis	SM 2320B		1	391011	03/21/18 16:40	BAB	TAL PEN

Client Sample ID: GWA-28
Date Collected: 03/15/18 14:56
Date Received: 03/17/18 08:24

Lab Sample ID: 400-150979-2
Matrix: Water

Prep Type	Batch Type	Batch Method	Run	Dilution Factor	Batch Number	Prepared or Analyzed	Analyst	Lab
Total/NA	Analysis	300.0		1	392174	03/29/18 19:24	JAW	TAL PEN
Total Recoverable	Prep	3005A			392217	03/31/18 12:31	DN1	TAL PEN
Total Recoverable	Analysis	6020		5	393106	04/07/18 02:28	DRE	TAL PEN
Total/NA	Analysis	SM 2320B		1	391494	03/26/18 12:25	BAB	TAL PEN

Client Sample ID: GWC-32
Date Collected: 03/16/18 09:22
Date Received: 03/17/18 08:24

Lab Sample ID: 400-150979-3
Matrix: Water

Prep Type	Batch Type	Batch Method	Run	Dilution Factor	Batch Number	Prepared or Analyzed	Analyst	Lab
Total/NA	Analysis	300.0		1	392174	03/29/18 21:41	JAW	TAL PEN
Total Recoverable	Prep	3005A			392217	03/31/18 12:31	DN1	TAL PEN
Total Recoverable	Analysis	6020		5	393106	04/07/18 02:32	DRE	TAL PEN
Total/NA	Analysis	SM 2320B		1	391494	03/26/18 12:34	BAB	TAL PEN

Client Sample ID: GWC-31
Date Collected: 03/16/18 10:31
Date Received: 03/17/18 08:24

Lab Sample ID: 400-150979-4
Matrix: Water

Prep Type	Batch Type	Batch Method	Run	Dilution Factor	Batch Number	Prepared or Analyzed	Analyst	Lab
Total/NA	Analysis	300.0		1	392174	03/29/18 22:04	JAW	TAL PEN
Total Recoverable	Prep	3005A			392217	03/31/18 12:31	DN1	TAL PEN
Total Recoverable	Analysis	6020		5	393106	04/07/18 02:37	DRE	TAL PEN
Total/NA	Analysis	SM 2320B		1	391494	03/26/18 12:39	BAB	TAL PEN

Client Sample ID: GWC-27
Date Collected: 03/16/18 12:11
Date Received: 03/17/18 08:24

Lab Sample ID: 400-150979-5
Matrix: Water

Prep Type	Batch Type	Batch Method	Run	Dilution Factor	Batch Number	Prepared or Analyzed	Analyst	Lab
Total/NA	Analysis	300.0		1	392174	03/29/18 22:27	JAW	TAL PEN
Total Recoverable	Prep	3005A			392217	03/31/18 12:31	DN1	TAL PEN

Lab Chronicle

Client: Southern Company
Project/Site: CCR - Plant Wansley

TestAmerica Job ID: 400-150979-1
SDG: Gypsum Landfill Cells

Client Sample ID: GWC-27
Date Collected: 03/16/18 12:11
Date Received: 03/17/18 08:24

Lab Sample ID: 400-150979-5
Matrix: Water

Prep Type	Batch Type	Batch Method	Run	Dilution Factor	Batch Number	Prepared or Analyzed	Analyst	Lab
Total Recoverable	Analysis	6020		5	393106	04/07/18 02:41	DRE	TAL PEN
Total/NA	Analysis	SM 2320B		1	391494	03/26/18 12:43	BAB	TAL PEN

Client Sample ID: DUP-1
Date Collected: 03/15/18 00:00
Date Received: 03/17/18 08:24

Lab Sample ID: 400-150979-6
Matrix: Water

Prep Type	Batch Type	Batch Method	Run	Dilution Factor	Batch Number	Prepared or Analyzed	Analyst	Lab
Total/NA	Analysis	300.0		1	392174	03/29/18 22:49	JAW	TAL PEN
Total Recoverable	Prep	3005A			392217	03/31/18 12:31	DN1	TAL PEN
Total Recoverable	Analysis	6020		5	393106	04/07/18 02:46	DRE	TAL PEN
Total/NA	Analysis	SM 2320B		1	391494	03/26/18 12:49	BAB	TAL PEN

Client Sample ID: FB-1-3-16-18
Date Collected: 03/16/18 09:35
Date Received: 03/17/18 08:24

Lab Sample ID: 400-150979-7
Matrix: Water

Prep Type	Batch Type	Batch Method	Run	Dilution Factor	Batch Number	Prepared or Analyzed	Analyst	Lab
Total/NA	Analysis	300.0		1	392174	03/29/18 23:12	JAW	TAL PEN
Total Recoverable	Prep	3005A			392217	03/31/18 12:31	DN1	TAL PEN
Total Recoverable	Analysis	6020		5	393106	04/07/18 02:50	DRE	TAL PEN
Total/NA	Analysis	SM 2320B		1	391494	03/26/18 12:53	BAB	TAL PEN

Client Sample ID: EB-1-3-16-18
Date Collected: 03/16/18 12:35
Date Received: 03/17/18 08:24

Lab Sample ID: 400-150979-8
Matrix: Water

Prep Type	Batch Type	Batch Method	Run	Dilution Factor	Batch Number	Prepared or Analyzed	Analyst	Lab
Total/NA	Analysis	300.0		1	392174	03/29/18 23:35	JAW	TAL PEN
Total Recoverable	Prep	3005A			392217	03/31/18 12:31	DN1	TAL PEN
Total Recoverable	Analysis	6020		5	393106	04/07/18 02:55	DRE	TAL PEN
Total/NA	Analysis	SM 2320B		1	391494	03/26/18 12:58	BAB	TAL PEN

Laboratory References:
TAL PEN = TestAmerica Pensacola, 3355 McLemore Drive, Pensacola, FL 32514, TEL (850)474-1001

QC Association Summary

Client: Southern Company
Project/Site: CCR - Plant Wansley

TestAmerica Job ID: 400-150979-1
SDG: Gypsum Landfill Cells

HPLC/IC

Analysis Batch: 392174

Lab Sample ID	Client Sample ID	Prep Type	Matrix	Method	Prep Batch
400-150979-1	GWA-29	Total/NA	Water	300.0	
400-150979-2	GWA-28	Total/NA	Water	300.0	
400-150979-3	GWC-32	Total/NA	Water	300.0	
400-150979-4	GWC-31	Total/NA	Water	300.0	
400-150979-5	GWC-27	Total/NA	Water	300.0	
400-150979-6	DUP-1	Total/NA	Water	300.0	
400-150979-7	FB-1-3-16-18	Total/NA	Water	300.0	
400-150979-8	EB-1-3-16-18	Total/NA	Water	300.0	
MB 400-392174/20	Method Blank	Total/NA	Water	300.0	
LCS 400-392174/21	Lab Control Sample	Total/NA	Water	300.0	
LCSD 400-392174/22	Lab Control Sample Dup	Total/NA	Water	300.0	
400-150979-2 MS	GWA-28	Total/NA	Water	300.0	
400-150979-2 MSD	GWA-28	Total/NA	Water	300.0	

Metals

Prep Batch: 392217

Lab Sample ID	Client Sample ID	Prep Type	Matrix	Method	Prep Batch
400-150979-1	GWA-29	Total Recoverable	Water	3005A	
400-150979-2	GWA-28	Total Recoverable	Water	3005A	
400-150979-3	GWC-32	Total Recoverable	Water	3005A	
400-150979-4	GWC-31	Total Recoverable	Water	3005A	
400-150979-5	GWC-27	Total Recoverable	Water	3005A	
400-150979-6	DUP-1	Total Recoverable	Water	3005A	
400-150979-7	FB-1-3-16-18	Total Recoverable	Water	3005A	
400-150979-8	EB-1-3-16-18	Total Recoverable	Water	3005A	
MB 400-392217/1-A ^5	Method Blank	Total Recoverable	Water	3005A	
LCS 400-392217/2-A	Lab Control Sample	Total Recoverable	Water	3005A	
400-150979-1 MS	GWA-29	Total Recoverable	Water	3005A	
400-150979-1 MSD	GWA-29	Total Recoverable	Water	3005A	

Analysis Batch: 393106

Lab Sample ID	Client Sample ID	Prep Type	Matrix	Method	Prep Batch
400-150979-1	GWA-29	Total Recoverable	Water	6020	392217
400-150979-2	GWA-28	Total Recoverable	Water	6020	392217
400-150979-3	GWC-32	Total Recoverable	Water	6020	392217
400-150979-4	GWC-31	Total Recoverable	Water	6020	392217
400-150979-5	GWC-27	Total Recoverable	Water	6020	392217
400-150979-6	DUP-1	Total Recoverable	Water	6020	392217
400-150979-7	FB-1-3-16-18	Total Recoverable	Water	6020	392217
400-150979-8	EB-1-3-16-18	Total Recoverable	Water	6020	392217
MB 400-392217/1-A ^5	Method Blank	Total Recoverable	Water	6020	392217
LCS 400-392217/2-A	Lab Control Sample	Total Recoverable	Water	6020	392217
400-150979-1 MS	GWA-29	Total Recoverable	Water	6020	392217
400-150979-1 MSD	GWA-29	Total Recoverable	Water	6020	392217

QC Association Summary

Client: Southern Company
Project/Site: CCR - Plant Wansley

TestAmerica Job ID: 400-150979-1
SDG: Gypsum Landfill Cells

General Chemistry

Analysis Batch: 391011

Lab Sample ID	Client Sample ID	Prep Type	Matrix	Method	Prep Batch
400-150979-1	GWA-29	Total/NA	Water	SM 2320B	
MB 400-391011/4	Method Blank	Total/NA	Water	SM 2320B	
LCS 400-391011/5	Lab Control Sample	Total/NA	Water	SM 2320B	
400-150932-I-4 DU	Duplicate	Total/NA	Water	SM 2320B	

Analysis Batch: 391494

Lab Sample ID	Client Sample ID	Prep Type	Matrix	Method	Prep Batch
400-150979-2	GWA-28	Total/NA	Water	SM 2320B	
400-150979-3	GWC-32	Total/NA	Water	SM 2320B	
400-150979-4	GWC-31	Total/NA	Water	SM 2320B	
400-150979-5	GWC-27	Total/NA	Water	SM 2320B	
400-150979-6	DUP-1	Total/NA	Water	SM 2320B	
400-150979-7	FB-1-3-16-18	Total/NA	Water	SM 2320B	
400-150979-8	EB-1-3-16-18	Total/NA	Water	SM 2320B	
MB 400-391494/4	Method Blank	Total/NA	Water	SM 2320B	
LCS 400-391494/5	Lab Control Sample	Total/NA	Water	SM 2320B	
400-150979-2 DU	GWA-28	Total/NA	Water	SM 2320B	

Method: 300.0 - Anions, Ion Chromatography

Lab Sample ID: MB 400-392174/20
Matrix: Water
Analysis Batch: 392174

Client Sample ID: Method Blank
Prep Type: Total/NA

Analyte	MB Result	MB Qualifier	RL	MDL	Unit	D	Prepared	Analyzed	Dil Fac
Chloride	<0.89		1.0	0.89	mg/L			03/29/18 18:16	1
Sulfate	<0.70		1.0	0.70	mg/L			03/29/18 18:16	1

Lab Sample ID: LCS 400-392174/21
Matrix: Water
Analysis Batch: 392174

Client Sample ID: Lab Control Sample
Prep Type: Total/NA

Analyte			Spike Added	LCS Result	LCS Qualifier	Unit	D	%Rec	%Rec. Limits		
Chloride			10.0	9.63		mg/L		96	90 - 110		
Sulfate			10.0	10.1		mg/L		101	90 - 110		

Lab Sample ID: LCSD 400-392174/22
Matrix: Water
Analysis Batch: 392174

Client Sample ID: Lab Control Sample Dup
Prep Type: Total/NA

Analyte			Spike Added	LCSD Result	LCSD Qualifier	Unit	D	%Rec	%Rec. Limits	RPD	RPD Limit
Chloride			10.0	9.65		mg/L		97	90 - 110	0	15
Sulfate			10.0	10.2		mg/L		102	90 - 110	1	15

Lab Sample ID: 400-150979-2 MS
Matrix: Water
Analysis Batch: 392174

Client Sample ID: GWA-28
Prep Type: Total/NA

Analyte	Sample Result	Sample Qualifier	Spike Added	MS Result	MS Qualifier	Unit	D	%Rec	%Rec. Limits		
Chloride	1.3		10.0	10.7		mg/L		94	80 - 120		
Sulfate	0.74	J	10.0	10.8		mg/L		100	80 - 120		

Lab Sample ID: 400-150979-2 MSD
Matrix: Water
Analysis Batch: 392174

Client Sample ID: GWA-28
Prep Type: Total/NA

Analyte	Sample Result	Sample Qualifier	Spike Added	MSD Result	MSD Qualifier	Unit	D	%Rec	%Rec. Limits	RPD	RPD Limit
Chloride	1.3		10.0	10.7		mg/L		94	80 - 120	0	20
Sulfate	0.74	J	10.0	10.8		mg/L		101	80 - 120	1	20

Method: 6020 - Metals (ICP/MS)

Lab Sample ID: MB 400-392217/1-A ^5
Matrix: Water
Analysis Batch: 393106

Client Sample ID: Method Blank
Prep Type: Total Recoverable
Prep Batch: 392217

Analyte	MB Result	MB Qualifier	RL	MDL	Unit	D	Prepared	Analyzed	Dil Fac
Calcium	<0.13		0.25	0.13	mg/L		03/31/18 12:31	04/07/18 00:13	5
Magnesium	<0.032		0.13	0.032	mg/L		03/31/18 12:31	04/07/18 00:13	5
Potassium	<0.11		0.25	0.11	mg/L		03/31/18 12:31	04/07/18 00:13	5
Sodium	<0.17		0.25	0.17	mg/L		03/31/18 12:31	04/07/18 00:13	5

Method: 6020 - Metals (ICP/MS) (Continued)

Lab Sample ID: LCS 400-392217/2-A
Matrix: Water
Analysis Batch: 393106

Client Sample ID: Lab Control Sample
Prep Type: Total Recoverable
Prep Batch: 392217

Analyte	Spike Added	LCS Result	LCS Qualifier	Unit	D	%Rec	%Rec. Limits
Calcium	5.00	4.52		mg/L		90	80 - 120
Magnesium	5.00	4.40		mg/L		88	80 - 120
Potassium	5.00	4.25		mg/L		85	80 - 120
Sodium	5.00	4.42		mg/L		88	80 - 120

Lab Sample ID: 400-150979-1 MS
Matrix: Water
Analysis Batch: 393106

Client Sample ID: GWA-29
Prep Type: Total Recoverable
Prep Batch: 392217

Analyte	Sample Result	Sample Qualifier	Spike Added	MS Result	MS Qualifier	Unit	D	%Rec	%Rec. Limits
Calcium	4.0	F1	5.00	7.18	F1	mg/L		63	75 - 125
Magnesium	1.5	F2 F1	5.00	4.96	F1	mg/L		69	75 - 125
Potassium	1.1	F1	5.00	4.64	F1	mg/L		70	75 - 125
Sodium	11	F1	5.00	14.3	F1	mg/L		67	75 - 125

Lab Sample ID: 400-150979-1 MSD
Matrix: Water
Analysis Batch: 393106

Client Sample ID: GWA-29
Prep Type: Total Recoverable
Prep Batch: 392217

Analyte	Sample Result	Sample Qualifier	Spike Added	MSD Result	MSD Qualifier	Unit	D	%Rec	%Rec. Limits	RPD	RPD Limit
Calcium	4.0	F1	5.00	8.45		mg/L		88	75 - 125	16	20
Magnesium	1.5	F2 F1	5.00	6.18	F2	mg/L		94	75 - 125	22	20
Potassium	1.1	F1	5.00	5.68		mg/L		91	75 - 125	20	20
Sodium	11	F1	5.00	15.3		mg/L		87	75 - 125	7	20

Method: SM 2320B - Alkalinity

Lab Sample ID: MB 400-391011/4
Matrix: Water
Analysis Batch: 391011

Client Sample ID: Method Blank
Prep Type: Total/NA

Analyte	MB Result	MB Qualifier	RL	MDL	Unit	D	Prepared	Analyzed	Dil Fac
Alkalinity, Total	<0.98		1.0	0.98	mg/L			03/21/18 15:03	1
Bicarbonate Alkalinity as CaCO3	<0.98		1.0	0.98	mg/L			03/21/18 15:03	1
Carbonate Alkalinity as CaCO3	<0.98		1.0	0.98	mg/L			03/21/18 15:03	1

Lab Sample ID: LCS 400-391011/5
Matrix: Water
Analysis Batch: 391011

Client Sample ID: Lab Control Sample
Prep Type: Total/NA

Analyte	Spike Added	LCS Result	LCS Qualifier	Unit	D	%Rec	%Rec. Limits
Alkalinity, Total	100	102		mg/L		102	80 - 120

Lab Sample ID: 400-150932-I-4 DU
Matrix: Water
Analysis Batch: 391011

Client Sample ID: Duplicate
Prep Type: Total/NA

Analyte	Sample Result	Sample Qualifier	DU Result	DU Qualifier	Unit	D	RPD	RPD Limit
Alkalinity, Total	490		585		mg/L		18	20

Method: SM 2320B - Alkalinity (Continued)

Lab Sample ID: 400-150932-I-4 DU
Matrix: Water
Analysis Batch: 391011

Client Sample ID: Duplicate
Prep Type: Total/NA

Analyte	Sample Result	Sample Qualifier		DU Result	DU Qualifier	Unit	D			RPD	RPD Limit
Bicarbonate Alkalinity as CaCO3	490			585		mg/L				18	20
Carbonate Alkalinity as CaCO3	<0.98			<0.98		mg/L				NC	20

Lab Sample ID: MB 400-391494/4
Matrix: Water
Analysis Batch: 391494

Client Sample ID: Method Blank
Prep Type: Total/NA

Analyte	MB Result	MB Qualifier	RL	MDL	Unit	D	Prepared	Analyzed	Dil Fac
Alkalinity, Total	<0.98		1.0	0.98	mg/L			03/26/18 12:05	1
Bicarbonate Alkalinity as CaCO3	<0.98		1.0	0.98	mg/L			03/26/18 12:05	1
Carbonate Alkalinity as CaCO3	<0.98		1.0	0.98	mg/L			03/26/18 12:05	1

Lab Sample ID: LCS 400-391494/5
Matrix: Water
Analysis Batch: 391494

Client Sample ID: Lab Control Sample
Prep Type: Total/NA

Analyte			Spike Added	LCS Result	LCS Qualifier	Unit	D	%Rec	%Rec. Limits		
Alkalinity, Total			100	96.4		mg/L		96	80 - 120		

Lab Sample ID: 400-150979-2 DU
Matrix: Water
Analysis Batch: 391494

Client Sample ID: GWA-28
Prep Type: Total/NA

Analyte	Sample Result	Sample Qualifier		DU Result	DU Qualifier	Unit	D			RPD	RPD Limit
Alkalinity, Total	38			26.7	F3	mg/L				35	20
Bicarbonate Alkalinity as CaCO3	38			26.7	F3	mg/L				35	20
Carbonate Alkalinity as CaCO3	<0.98			<0.98		mg/L				NC	20

681-Atlanta

TA PENSACOLA

CHAIN OF CUSTODY RECORD

Pace Analytical®

Pace Analytical Services, Inc.
110 TECHNOLOGY PARKWAY, PEACHTREE CORNERS, GA 30092
(770) 734-4200 : FAX (770) 734-4201 : www.asi-lab.com

PAGE: 1 OF 1

CLIENT NAME: Georgia Power

CLIENT ADDRESS/PHONE NUMBER/FAX NUMBER:
241 Ralph McGill Blvd SE B10185
Atlanta, GA 30308
404-506-7239

REPORT TO: Evan Perry

REQUESTED COMPLETION DATE:

PO #:

PROJECT NAME/STATE: Plant Yates Phase II - Additional Site Characterization

PROJECT #: Phase 2 CCR

ANALYSIS REQUESTED

Collection DATE	Collection TIME	MATRIX CODE*	COMP	GRAB	SAMPLE IDENTIFICATION	# of CONTAINERS	Ca, Mg, Na, K (P, 3)	ALK(bicarbonate, carbonate, total) Sulfate, Chloride (P, 7)	LAB ID NUMBER
3-15-18	1237	GW		X	GWA-29	2	1	1	
3-15-18	1456	GW		X	GWA-28	2	1	1	
3-16-18	0922	GW		X	GWC-32	2	1	1	
3-16-18	1031	GW		X	GWC-31	2	1	1	
3-16-18	1211	GW		X	GWC-27	2	1	1	
3-15-18	—	GW		X	Dup-1	2	1	1	
3-16-18	0935	~~GW~~		X	FB-1-3-16-18	2	1	1	
3-16-18	1235	W		X	EB-1-3-16-18	2	1	1	

400-150979 COC

CONTAINER TYPE	PRESERVATION
P - PLASTIC	1 - HCl, ≤6°C
A - AMBER GLASS	2 - H_2SO_4, ≤6°C
G - CLEAR GLASS	3 - HNO_3
V - VOA VIAL	4 - NaOH, ≤6°C
S - STERILE	5 - NaOH/ZnAc, ≤6°C
O - OTHER	6 - $Na_2S_2O_3$, ≤6°C
	7 - ≤6°C not frozen

*MATRIX CODES:

DW - DRINKING WATER	S - SOIL
WW - WASTEWATER	SL - SLUDGE
GW - GROUNDWATER	SD - SOLID
SW - SURFACE WATER	A - AIR
ST - STORM WATER	L - LIQUID
W - WATER	P - PRODUCT

REMARKS/ADDITIONAL INFORMATION

SAMPLED BY AND TITLE: Ryan Walker ACC

DATE/TIME: see above

RELINQUISHED BY:

DATE/TIME: 3-16-18 1450

RECEIVED BY:

DATE/TIME: 3/16/18 1450

RELINQUISHED BY:

DATE/TIME: 3/16/18 1630

FOR LAB USE ONLY
LAB #:
Entered into LIMS:
Tracking #:

RECEIVED BY LAB:

DATE/TIME: 3.17.18 0824

SAMPLE SHIPPED VIA: UPS FED-EX USPS COURIER CLIENT OTHER FS

pH checked: Yes No NA

Ice: Yes No NA

Temperature: 4.4 °C IR B Min: Max:

Custody Seal: Intact Broken Not Present

# of Coolers:

Cooler ID:

COC - Plant Wansley Landfill

7/10/2018

Login Sample Receipt Checklist

Client: Southern Company

Job Number: 400-150979-1
SDG Number: Gypsum Landfill Cells

Login Number: 150979
List Number: 1
Creator: Ott, Tina M

List Source: TestAmerica Pensacola

Question	Answer	Comment
Radioactivity wasn't checked or is </= background as measured by a survey meter.	N/A	
The cooler's custody seal, if present, is intact.	True	
Sample custody seals, if present, are intact.	N/A	
The cooler or samples do not appear to have been compromised or tampered with.	True	
Samples were received on ice.	True	
Cooler Temperature is acceptable.	True	
Cooler Temperature is recorded.	True	4.4°C IR8
COC is present.	True	
COC is filled out in ink and legible.	True	
COC is filled out with all pertinent information.	True	
Is the Field Sampler's name present on COC?	True	
There are no discrepancies between the containers received and the COC.	True	
Samples are received within Holding Time (excluding tests with immediate HTs)	True	
Sample containers have legible labels.	True	
Containers are not broken or leaking.	True	
Sample collection date/times are provided.	True	
Appropriate sample containers are used.	True	
Sample bottles are completely filled.	True	
Sample Preservation Verified.	True	
There is sufficient vol. for all requested analyses, incl. any requested MS/MSDs	True	
Containers requiring zero headspace have no headspace or bubble is <6mm (1/4").	N/A	
Multiphasic samples are not present.	True	
Samples do not require splitting or compositing.	True	
Residual Chlorine Checked.	N/A	

Accreditation/Certification Summary

Client: Southern Company
Project/Site: CCR - Plant Wansley

TestAmerica Job ID: 400-150979-1
SDG: Gypsum Landfill Cells

Laboratory: TestAmerica Pensacola

All accreditations/certifications held by this laboratory are listed. Not all accreditations/certifications are applicable to this report.

Authority	Program	EPA Region	Identification Number	Expiration Date
Alabama	State Program	4	40150	06-30-18
Arizona	State Program	9	AZ0710	01-12-19
Arkansas DEQ	State Program	6	88-0689	09-01-18
California	ELAP	9	2510	03-31-18 *
Florida	NELAP	4	E81010	06-30-18
Georgia	State Program	4	N/A	06-30-18
Illinois	NELAP	5	200041	10-09-18
Iowa	State Program	7	367	08-01-18
Kansas	NELAP	7	E-10253	10-31-18
Kentucky (UST)	State Program	4	53	06-30-18
Kentucky (WW)	State Program	4	98030	12-31-18
L-A-B	ISO/IEC 17025		L2471	02-22-20
Louisiana	NELAP	6	30976	06-30-18
Louisiana (DW)	NELAP	6	LA170005	12-31-18
Maryland	State Program	3	233	09-30-18
Massachusetts	State Program	1	M-FL094	06-30-18
Michigan	State Program	5	9912	06-30-18
New Jersey	NELAP	2	FL006	06-30-18
North Carolina (WW/SW)	State Program	4	314	12-31-18
Oklahoma	State Program	6	9810	08-31-18
Pennsylvania	NELAP	3	68-00467	01-31-19
Rhode Island	State Program	1	LAO00307	12-30-18
South Carolina	State Program	4	96026	06-30-18
Tennessee	State Program	4	TN02907	06-30-18
Texas	NELAP	6	T104704286-17-12	09-30-18
USDA	Federal		P330-16-00172	05-24-19
Virginia	NELAP	3	460166	06-14-18
Washington	State Program	10	C915	05-15-18
West Virginia DEP	State Program	3	136	06-30-18

* Accreditation/Certification renewal pending - accreditation/certification considered valid.

APPENDIX B
Laboratory Analytical Results

eurofins | Environment Testing

ANALYTICAL REPORT

PREPARED FOR

Attn: Robert (Trey) Singleton
Southern Company
3535 Colonnade Parkway
Bin S 530 EC
Birmingham, Alabama 35243

Generated 3/7/2024 3:56:05 PM

JOB DESCRIPTION

Plant Wansley Landfill

JOB NUMBER

680-246863-1

Eurofins Savannah
5102 LaRoche Avenue
Savannah GA 31404

See page two for job notes and contact information.

my EOL

Job Notes

This report may not be reproduced except in full, and with written approval from the laboratory. The results relate only to the samples tested. For questions please contact the Project Manager at the e-mail address or telephone number listed on this page.

The test results in this report relate only to the samples as received by the laboratory and will meet all requirements of the methodology, with any exceptions noted. This report shall not be reproduced except in full, without the express written approval of the laboratory. All questions should be directed to the Eurofins Environment Testing Southeast, LLC Project Manager.

Authorization



Generated
3/7/2024 3:56:05 PM

Authorized for release by
David Fuller, Project Manager
David.Fuller@et.eurofinsus.com
(770)344-8986

Definitions/Glossary

Client: Southern Company
Project/Site: Plant Wansley Landfill

Job ID: 680-246863-1

Qualifiers

HPLC/IC

Qualifier	Qualifier Description
*-	LCS and/or LCSD is outside acceptance limits, low biased.
F1	MS and/or MSD recovery exceeds control limits.
J	Result is less than the RL but greater than or equal to the MDL and the concentration is an approximate value.

Metals

Qualifier	Qualifier Description
4	MS, MSD: The analyte present in the original sample is greater than 4 times the matrix spike concentration; therefore, control limits are not applicable.
B	Compound was found in the blank and sample.
F1	MS and/or MSD recovery exceeds control limits.
J	Result is less than the RL but greater than or equal to the MDL and the concentration is an approximate value.

General Chemistry

Qualifier	Qualifier Description
F3	Duplicate RPD exceeds the control limit
F5	Duplicate RPD exceeds limit, and one or both sample results are less than 5 times RL, and the absolute difference between results is < the upper reporting limits for both.

Glossary

Abbreviation	These commonly used abbreviations may or may not be present in this report.
¤	Listed under the "D" column to designate that the result is reported on a dry weight basis
%R	Percent Recovery
CFL	Contains Free Liquid
CFU	Colony Forming Unit
CNF	Contains No Free Liquid
DER	Duplicate Error Ratio (normalized absolute difference)
Dil Fac	Dilution Factor
DL	Detection Limit (DoD/DOE)
DL, RA, RE, IN	Indicates a Dilution, Re-analysis, Re-extraction, or additional Initial metals/anion analysis of the sample
DLC	Decision Level Concentration (Radiochemistry)
EDL	Estimated Detection Limit (Dioxin)
LOD	Limit of Detection (DoD/DOE)
LOQ	Limit of Quantitation (DoD/DOE)
MCL	EPA recommended "Maximum Contaminant Level"
MDA	Minimum Detectable Activity (Radiochemistry)
MDC	Minimum Detectable Concentration (Radiochemistry)
MDL	Method Detection Limit
ML	Minimum Level (Dioxin)
MPN	Most Probable Number
MQL	Method Quantitation Limit
NC	Not Calculated
ND	Not Detected at the reporting limit (or MDL or EDL if shown)
NEG	Negative / Absent
POS	Positive / Present
PQL	Practical Quantitation Limit
PRES	Presumptive
QC	Quality Control
RER	Relative Error Ratio (Radiochemistry)
RL	Reporting Limit or Requested Limit (Radiochemistry)
RPD	Relative Percent Difference, a measure of the relative difference between two points
TEF	Toxicity Equivalent Factor (Dioxin)
TEQ	Toxicity Equivalent Quotient (Dioxin)
TNTC	Too Numerous To Count

Sample Summary

Client: Southern Company
Project/Site: Plant Wansley Landfill

Job ID: 680-246863-1

Lab Sample ID	Client Sample ID	Matrix	Collected	Received
680-246863-1	WAN-GWA-1	Water	02/13/24 16:00	02/16/24 10:03
680-246863-2	WAN-GWA-2	Water	02/14/24 10:20	02/16/24 10:03
680-246863-3	WAN-GWA-4	Water	02/14/24 11:23	02/16/24 10:03
680-246863-4	WAN-GWA-28	Water	02/14/24 12:45	02/16/24 10:03
680-246863-5	WAN-GWA-29	Water	02/14/24 12:18	02/16/24 10:03
680-246863-6	WAN-GWC-6	Water	02/14/24 13:55	02/16/24 10:03
680-246863-7	WAN-GWC-11	Water	02/14/24 14:20	02/16/24 10:03
680-246863-8	WAN-LF-FD-04	Water	02/14/24 00:00	02/16/24 10:03
680-246877-1	WAN-GWC-5	Water	02/14/24 15:00	02/17/24 09:52
680-246877-2	WAN-GWC-22	Water	02/14/24 17:02	02/17/24 09:52
680-247011-1	WAN-GWC-9	Water	02/19/24 14:05	02/22/24 10:19
680-247011-2	WAN-GWC-10	Water	02/20/24 10:15	02/22/24 10:19
680-247011-3	WAN-GWC-12	Water	02/20/24 12:18	02/22/24 10:19
680-247011-4	WAN-GWC-13	Water	02/19/24 14:00	02/22/24 10:19
680-247011-5	WAN-GWC-14	Water	02/19/24 15:37	02/22/24 10:19
680-247011-6	WAN-GWC-17	Water	02/20/24 14:04	02/22/24 10:19
680-247011-7	WAN-GWC-20	Water	02/20/24 15:15	02/22/24 10:19
680-247011-8	WAN-GWC-21	Water	02/19/24 15:15	02/22/24 10:19
680-247011-9	WAN-GWC-23	Water	02/19/24 16:10	02/22/24 10:19
680-247011-10	WAN-GWC-26	Water	02/20/24 13:35	02/22/24 10:19
680-247011-11	WAN-GWC-27	Water	02/20/24 15:25	02/22/24 10:19
680-247011-12	WAN-GWC-32	Water	02/20/24 13:35	02/22/24 10:19
680-247011-13	WAN-GWC-33	Water	02/20/24 16:00	02/22/24 10:19
680-247011-14	WAN-LF-FD-05	Water	02/20/24 00:00	02/22/24 10:19
680-247011-15	WAN-LF-FB-10	Water	02/20/24 10:10	02/22/24 10:19
680-247011-16	WAN-LF-EB-04	Water	02/19/24 16:00	02/22/24 10:19
680-247011-17	WAN-LF-EB-05	Water	02/20/24 13:15	02/22/24 10:19
680-247150-1	WAN-GWC-7	Water	02/21/24 13:10	02/24/24 09:52
680-247150-2	WAN-GWC-8	Water	02/21/24 11:55	02/24/24 09:52
680-247150-3	WAN-GWC-15	Water	02/21/24 15:40	02/24/24 09:52
680-247150-4	WAN-GWC-16	Water	02/21/24 14:15	02/24/24 09:52
680-247150-5	WAN-GWC-18	Water	02/21/24 10:32	02/24/24 09:52
680-247150-6	WAN-GWC-19	Water	02/21/24 11:35	02/24/24 09:52
680-247150-7	WAN-GWC-24	Water	02/22/24 11:15	02/24/24 09:52
680-247150-8	WAN-GWC-25	Water	02/21/24 14:35	02/24/24 09:52
680-247150-9	WAN-GWC-30	Water	02/21/24 15:50	02/24/24 09:52
680-247150-10	WAN-GWC-31	Water	02/21/24 16:20	02/24/24 09:52
680-247150-11	WAN-GWC-34	Water	02/22/24 10:13	02/24/24 09:52
680-247150-12	WAN-GWC-35	Water	02/22/24 10:55	02/24/24 09:52
680-247150-13	WAN-LF-FB-11	Water	02/21/24 11:55	02/24/24 09:52
680-247150-14	WAN-LF-EB-06	Water	02/21/24 10:20	02/24/24 09:52
680-247150-15	WAN-LF-EB-07	Water	02/22/24 10:00	02/24/24 09:52

Job ID: 680-246863-1 — Eurofins Savannah

Job Narrative
680-246863-1

Analytical test results meet all requirements of the associated regulatory program listed on the Accreditation/Certification Summary Page unless otherwise noted under the individual analysis. Data qualifiers are applied to indicate exceptions. Noncompliant quality control (QC) is further explained in narrative comments.

- Matrix QC may not be reported if insufficient sample or site-specific QC samples were not submitted. In these situations, to demonstrate precision and accuracy at a batch level, a LCS/LCSD may be performed, unless otherwise specified in the method.
- Surrogate and/or isotope dilution analyte recoveries (if applicable) which are outside of the QC window are confirmed unless attributed to a dilution or otherwise noted in the narrative.

Receipt
The samples were received on 2/16/2024 10:03 AM, 2/17/2024 9:52 AM, 2/22/2024 10:19 AM and 2/24/2024 9:52 AM. Unless otherwise noted below, the samples arrived in good condition, and, where required, properly preserved and on ice. The temperatures of the 7 coolers at receipt time were 0.1°C, 0.9°C, 1.3°C, 1.8°C, 1.9°C, 3.0°C and 3.2°C.

HPLC/IC
Method 300_ORGFM_28D: The CCV recovered outside the established limit of 90%: (CCV 680-825238/35) The data has been reported.
Chloride 86%
Fluoride 80%
Sulfate 79%

Method 300_ORGFM_28D: The CCV recovered outside the established limit of 90%: (CCV 680-825238/49) The data has been reported.
Chloride 89%
Fluoride 83%
Sulfate 82%

Method 300_ORGFM_28D: The CCV recovered outside the established limit of 90%: (CCV 680-825238/66) The data has been reported.
Chloride 89%
Fluoride 82%
Sulfate 82%

Method 300_ORGFM_28D: LCS/LCSD recovered outside the established limit of 90% for sulfate at 84% and 86%. (LCS 680-825238/100) and (LCSD 680-825238/99) The data has been reported.

Method 300_ORGFM_28D: The CCV recovered outside the established limit of 90%: (CCV 680-825241/66) The data has been reported.
Chloride 89%
Fluoride 82%
Sulfate 82%

Method 300_ORGFM_28D: The CCV recovered outside the established limit of 90%: (CCV 680-825241/86) The data has been reported.
Chloride 82%
Fluoride 77%
Sulfate 76%

Method 300_ORGFM_28D: : LCS/LCSD recovered outside the established limit of 90%: (LCS 680-825241/102) and (LCSD 680-825241/101) The data ha been reported.
Chloride 83% / 84%
Fluoride 83% / 86%
Sulfate 77% / 77%

Method 300_ORGFM_28D: The CCV recovered outside the established limit of 90%: (CCV 680-825238/35) The data has been reported.
Chloride 86%

Fluoride 80%
Sulfate 79%

Method 300_ORGFM_28D: The CCV recovered outside the established limit of 90%: (CCV 680-825238/49) The data has been reported.
Chloride 89%
Fluoride 83%
Sulfate 82%

Method 300_ORGFM_28D: The CCV recovered outside the established limit of 90%: . (CCV 680-825238/66) The data has been reported.
Chloride 89%
Fluoride 82%
Sulfate 82%

Method 300_ORGFM_28D: : LCS/LCSD recovered outside the established limit of 90% for sulfate at 84% and 86%. (LCS 680-825238/100) and (LCSD 680-825238/99) The data has been reported.

Method 300_ORGFM_28D: The CCV recovered outside the established limit of 90%: (CCV 680-825241/66) The data has been reported.
Chloride 89%
Fluoride 82%
Sulfate 82%

Method 300_ORGFM_28D: The CCV recovered outside the established limit of 90%: (CCV 680-825241/86) The data has been reported.
Chloride 82%
Fluoride 77%
Sulfate 76%

Method 300_ORGFM_28D: : LCS/LCSD recovered outside the established limit of 90%: (LCS 680-825241/102) and (LCSD 680-825241/101) The data ha been reported.
Chloride 83% / 84%
Fluoride 83% / 86%
Sulfate 77% / 77%

No additional analytical or quality issues were noted, other than those described above or in the Definitions/ Glossary page.

Metals
No additional analytical or quality issues were noted, other than those described above or in the Definitions/ Glossary page.

General Chemistry
Method 2540C: A lesser volume of sample was used for the following samples due to the nature of the sample matrix resulting in elevated reporting limits: WAN-GWA-4 (680-246863-3), WAN-LF-FD-04 (680-246863-8), WAN-GWC-5 (680-246877-1), WAN-GWC-12 (680-247011-3), WAN-GWC-14 (680-247011-5), and WAN-GWC-7 (680-247150-1).

Method 2540C: The sample duplicate precision for the following sample associated with analytical batch 680-823340 was outside control limits: (680-246830-C-1 DU). The associated Laboratory Control Sample / Laboratory Control Sample Duplicate (LCS/LCSD) precision met acceptance criteria.

Method 2540C: The sample duplicate precision for the following sample associated with analytical batch 680-823618 was outside control limits: (680-246862-E-17 DU). The associated Laboratory Control Sample / Laboratory Control Sample Duplicate (LCS/LCSD) precision met acceptance criteria.

No additional analytical or quality issues were noted, other than those described above or in the Definitions/ Glossary page.

Client: Southern Company
Project/Site: Plant Wansley Landfill

Job ID: 680-246863-1

Client Sample ID: WAN-GWA-1

Lab Sample ID: 680-246863-1

Date Collected: 02/13/24 16:00

Matrix: Water

Date Received: 02/16/24 10:03

Method: MCAWW 300.0-1993 R2.1 - Anions, Ion Chromatography

Analyte	Result	Qualifier	RL	MDL	Unit	D	Prepared	Analyzed	Dil Fac
Chloride	**2.0**		1.0	0.20	mg/L			02/29/24 23:48	1
Fluoride	<0.040		0.10	0.040	mg/L			02/29/24 23:48	1
Sulfate	<0.40	*-	1.0	0.40	mg/L			02/29/24 23:48	1

Method: SW846 6020B - Metals (ICP/MS) - Total Recoverable

Analyte	Result	Qualifier	RL	MDL	Unit	D	Prepared	Analyzed	Dil Fac
Antimony	<0.00034		0.0020	0.00034	mg/L		02/20/24 05:27	02/22/24 16:43	1
Arsenic	**0.0011**		0.0010	0.00086	mg/L		02/20/24 05:27	02/22/24 16:43	1
Barium	**0.012**		0.010	0.00089	mg/L		02/20/24 05:27	02/22/24 16:43	1
Beryllium	<0.00020		0.0025	0.00020	mg/L		02/20/24 05:27	02/22/24 16:43	1
Boron	<0.022		0.080	0.022	mg/L		02/20/24 05:27	02/22/24 16:43	1
Cadmium	<0.000078		0.0025	0.000078	mg/L		02/20/24 05:27	02/22/24 16:43	1
Calcium	**0.86**		0.50	0.14	mg/L		02/20/24 05:27	02/22/24 16:43	1
Chromium	<0.0012		0.0020	0.0012	mg/L		02/20/24 05:27	02/22/24 16:43	1
Cobalt	**0.00041**	**J**	0.0025	0.00022	mg/L		02/20/24 05:27	02/22/24 16:43	1
Copper	<0.0011		0.0020	0.0011	mg/L		02/20/24 05:27	02/22/24 16:43	1
Lead	<0.00021		0.0010	0.00021	mg/L		02/20/24 05:27	02/22/24 16:43	1
Nickel	**0.00087**	**J**	0.0010	0.00042	mg/L		02/20/24 05:27	02/22/24 16:43	1
Selenium	<0.00099		0.0050	0.00099	mg/L		02/20/24 05:27	02/22/24 16:43	1
Silver	<0.00039		0.0010	0.00039	mg/L		02/20/24 05:27	02/22/24 16:43	1
Thallium	<0.00026		0.0010	0.00026	mg/L		02/20/24 05:27	02/22/24 16:43	1
Vanadium	<0.00063		0.0020	0.00063	mg/L		02/20/24 05:27	02/22/24 16:43	1
Zinc	**0.0041**	**J**	0.0050	0.0028	mg/L		02/20/24 05:27	02/22/24 16:43	1

Method: SW846 7470A - Mercury

Analyte	Result	Qualifier	RL	MDL	Unit	D	Prepared	Analyzed	Dil Fac
Mercury	<0.000080		0.00020	0.000080	mg/L		02/20/24 15:00	02/21/24 19:03	1

General Chemistry

Analyte	Result	Qualifier	RL	MDL	Unit	D	Prepared	Analyzed	Dil Fac
Total Dissolved Solids (SM 2540C-2011)	**18**		10	10	mg/L			02/19/24 10:58	1

Client Sample ID: WAN-GWA-2

Lab Sample ID: 680-246863-2

Date Collected: 02/14/24 10:20

Matrix: Water

Date Received: 02/16/24 10:03

Method: MCAWW 300.0-1993 R2.1 - Anions, Ion Chromatography

Analyte	Result	Qualifier	RL	MDL	Unit	D	Prepared	Analyzed	Dil Fac
Chloride	**2.8**		1.0	0.20	mg/L			02/29/24 23:59	1
Fluoride	<0.040		0.10	0.040	mg/L			02/29/24 23:59	1
Sulfate	**6.7**	*-	1.0	0.40	mg/L			02/29/24 23:59	1

Method: SW846 6020B - Metals (ICP/MS) - Total Recoverable

Analyte	Result	Qualifier	RL	MDL	Unit	D	Prepared	Analyzed	Dil Fac
Antimony	<0.00034		0.0020	0.00034	mg/L		02/20/24 05:36	02/20/24 15:04	1
Arsenic	<0.00086		0.0010	0.00086	mg/L		02/20/24 05:36	02/20/24 15:04	1
Barium	**0.014**		0.010	0.00089	mg/L		02/20/24 05:36	02/20/24 15:04	1
Beryllium	<0.00020		0.0025	0.00020	mg/L		02/20/24 05:36	02/20/24 15:04	1
Boron	<0.022		0.080	0.022	mg/L		02/20/24 05:36	02/20/24 15:04	1
Cadmium	<0.000078		0.0025	0.000078	mg/L		02/20/24 05:36	02/20/24 15:04	1

Client Sample ID: WAN-GWA-2

Lab Sample ID: 680-246863-2

Date Collected: 02/14/24 10:20

Matrix: Water

Date Received: 02/16/24 10:03

Method: SW846 6020B - Metals (ICP/MS) - Total Recoverable (Continued)

Analyte	Result	Qualifier	RL	MDL	Unit	D	Prepared	Analyzed	Dil Fac
Calcium	**3.4**		0.50	0.14	mg/L		02/20/24 05:36	02/20/24 15:04	1
Chromium	<0.0012		0.0020	0.0012	mg/L		02/20/24 05:36	02/20/24 15:04	1
Cobalt	<0.00022		0.0025	0.00022	mg/L		02/20/24 05:36	02/20/24 15:04	1
Copper	<0.0011		0.0020	0.0011	mg/L		02/20/24 05:36	02/20/24 15:04	1
Lead	**0.0012**		0.0010	0.00021	mg/L		02/20/24 05:36	02/20/24 15:04	1
Nickel	**0.00078**	**J**	0.0010	0.00042	mg/L		02/20/24 05:36	02/20/24 15:04	1
Selenium	<0.00099		0.0050	0.00099	mg/L		02/20/24 05:36	02/20/24 15:04	1
Silver	<0.00039		0.0010	0.00039	mg/L		02/20/24 05:36	02/20/24 15:04	1
Thallium	<0.00026		0.0010	0.00026	mg/L		02/20/24 05:36	02/20/24 15:04	1
Vanadium	<0.00063		0.0020	0.00063	mg/L		02/20/24 05:36	02/20/24 15:04	1
Zinc	**0.0031**	**J**	0.0050	0.0028	mg/L		02/20/24 05:36	02/20/24 15:04	1

Method: SW846 7470A - Mercury

Analyte	Result	Qualifier	RL	MDL	Unit	D	Prepared	Analyzed	Dil Fac
Mercury	<0.000080		0.00020	0.000080	mg/L		02/20/24 15:18	02/21/24 17:24	1

General Chemistry

Analyte	Result	Qualifier	RL	MDL	Unit	D	Prepared	Analyzed	Dil Fac
Total Dissolved Solids (SM 2540C-2011)	**46**		10	10	mg/L			02/20/24 14:24	1

Client Sample ID: WAN-GWA-4

Lab Sample ID: 680-246863-3

Date Collected: 02/14/24 11:23

Matrix: Water

Date Received: 02/16/24 10:03

Method: MCAWW 300.0-1993 R2.1 - Anions, Ion Chromatography

Analyte	Result	Qualifier	RL	MDL	Unit	D	Prepared	Analyzed	Dil Fac
Chloride	**12**		1.0	0.20	mg/L			03/01/24 00:11	1
Fluoride	<0.040		0.10	0.040	mg/L			03/01/24 00:11	1
Sulfate	**8.2**	***-**	1.0	0.40	mg/L			03/01/24 00:11	1

Method: SW846 6020B - Metals (ICP/MS) - Total Recoverable

Analyte	Result	Qualifier	RL	MDL	Unit	D	Prepared	Analyzed	Dil Fac
Antimony	<0.00034		0.0020	0.00034	mg/L		02/20/24 05:36	02/20/24 15:12	1
Arsenic	<0.00086		0.0010	0.00086	mg/L		02/20/24 05:36	02/20/24 15:12	1
Barium	**0.19**		0.010	0.00089	mg/L		02/20/24 05:36	02/20/24 15:12	1
Beryllium	<0.00020		0.0025	0.00020	mg/L		02/20/24 05:36	02/20/24 15:12	1
Boron	**0.022**	**J**	0.080	0.022	mg/L		02/20/24 05:36	02/20/24 15:12	1
Cadmium	<0.000078		0.0025	0.000078	mg/L		02/20/24 05:36	02/20/24 15:12	1
Calcium	**38**		0.50	0.14	mg/L		02/20/24 05:36	02/20/24 15:12	1
Chromium	<0.0012		0.0020	0.0012	mg/L		02/20/24 05:36	02/20/24 15:12	1
Cobalt	**0.0028**		0.0025	0.00022	mg/L		02/20/24 05:36	02/20/24 15:12	1
Copper	<0.0011		0.0020	0.0011	mg/L		02/20/24 05:36	02/20/24 15:12	1
Lead	<0.00021		0.0010	0.00021	mg/L		02/20/24 05:36	02/20/24 15:12	1
Nickel	**0.0013**		0.0010	0.00042	mg/L		02/20/24 05:36	02/20/24 15:12	1
Selenium	<0.00099		0.0050	0.00099	mg/L		02/20/24 05:36	02/20/24 15:12	1
Silver	<0.00039		0.0010	0.00039	mg/L		02/20/24 05:36	02/20/24 15:12	1
Thallium	<0.00026		0.0010	0.00026	mg/L		02/20/24 05:36	02/20/24 15:12	1
Vanadium	**0.00067**	**J**	0.0020	0.00063	mg/L		02/20/24 05:36	02/20/24 15:12	1
Zinc	<0.0028		0.0050	0.0028	mg/L		02/20/24 05:36	02/20/24 15:12	1

Client: Southern Company
Project/Site: Plant Wansley Landfill

Job ID: 680-246863-1

Client Sample ID: WAN-GWA-4

Lab Sample ID: 680-246863-3

Date Collected: 02/14/24 11:23

Matrix: Water

Date Received: 02/16/24 10:03

Method: SW846 7470A - Mercury

Analyte	Result	Qualifier	RL	MDL	Unit	D	Prepared	Analyzed	Dil Fac
Mercury	<0.000080		0.00020	0.000080	mg/L		02/20/24 15:18	02/21/24 17:27	1

General Chemistry

Analyte	Result	Qualifier	RL	MDL	Unit	D	Prepared	Analyzed	Dil Fac
Total Dissolved Solids (SM 2540C-2011)	170		40	40	mg/L			02/20/24 14:24	1

Client Sample ID: WAN-GWA-28

Lab Sample ID: 680-246863-4

Date Collected: 02/14/24 12:45

Matrix: Water

Date Received: 02/16/24 10:03

Method: MCAWW 300.0-1993 R2.1 - Anions, Ion Chromatography

Analyte	Result	Qualifier	RL	MDL	Unit	D	Prepared	Analyzed	Dil Fac
Chloride	1.1		1.0	0.20	mg/L			03/01/24 00:22	1
Fluoride	0.95		0.10	0.040	mg/L			03/01/24 00:22	1
Sulfate	0.61	J *-	1.0	0.40	mg/L			03/01/24 00:22	1

Method: SW846 6020B - Metals (ICP/MS) - Total Recoverable

Analyte	Result	Qualifier	RL	MDL	Unit	D	Prepared	Analyzed	Dil Fac
Antimony	<0.00034		0.0020	0.00034	mg/L		02/20/24 05:36	02/20/24 15:15	1
Arsenic	<0.00086		0.0010	0.00086	mg/L		02/20/24 05:36	02/20/24 15:15	1
Barium	<0.00089		0.010	0.00089	mg/L		02/20/24 05:36	02/20/24 15:15	1
Beryllium	0.00045	J	0.0025	0.00020	mg/L		02/20/24 05:36	02/20/24 15:15	1
Boron	<0.022		0.080	0.022	mg/L		02/20/24 05:36	02/20/24 15:15	1
Cadmium	<0.000078		0.0025	0.000078	mg/L		02/20/24 05:36	02/20/24 15:15	1
Calcium	3.2		0.50	0.14	mg/L		02/20/24 05:36	02/20/24 15:15	1
Chromium	<0.0012		0.0020	0.0012	mg/L		02/20/24 05:36	02/20/24 15:15	1
Cobalt	<0.00022		0.0025	0.00022	mg/L		02/20/24 05:36	02/20/24 15:15	1
Copper	<0.0011		0.0020	0.0011	mg/L		02/20/24 05:36	02/20/24 15:15	1
Lead	<0.00021		0.0010	0.00021	mg/L		02/20/24 05:36	02/20/24 15:15	1
Nickel	<0.00042		0.0010	0.00042	mg/L		02/20/24 05:36	02/20/24 15:15	1
Selenium	<0.00099		0.0050	0.00099	mg/L		02/20/24 05:36	02/20/24 15:15	1
Silver	<0.00039		0.0010	0.00039	mg/L		02/20/24 05:36	02/20/24 15:15	1
Thallium	<0.00026		0.0010	0.00026	mg/L		02/20/24 05:36	02/20/24 15:15	1
Vanadium	<0.00063		0.0020	0.00063	mg/L		02/20/24 05:36	02/20/24 15:15	1
Zinc	0.0059		0.0050	0.0028	mg/L		02/20/24 05:36	02/20/24 15:15	1

Method: SW846 7470A - Mercury

Analyte	Result	Qualifier	RL	MDL	Unit	D	Prepared	Analyzed	Dil Fac
Mercury	<0.000080		0.00020	0.000080	mg/L		02/20/24 15:18	02/21/24 17:29	1

General Chemistry

Analyte	Result	Qualifier	RL	MDL	Unit	D	Prepared	Analyzed	Dil Fac
Total Dissolved Solids (SM 2540C-2011)	82		10	10	mg/L			02/20/24 14:24	1

Client: Southern Company
Project/Site: Plant Wansley Landfill

Job ID: 680-246863-1

Client Sample ID: WAN-GWA-29

Lab Sample ID: 680-246863-5

Date Collected: 02/14/24 12:18

Matrix: Water

Date Received: 02/16/24 10:03

Method: MCAWW 300.0-1993 R2.1 - Anions, Ion Chromatography

Analyte	Result	Qualifier	RL	MDL	Unit	D	Prepared	Analyzed	Dil Fac
Chloride	**0.93**	**J *-**	1.0	0.20	mg/L			03/01/24 01:52	1
Fluoride	**1.2**	***-**	0.10	0.040	mg/L			03/01/24 01:52	1
Sulfate	**3.3**	***- F1**	1.0	0.40	mg/L			03/01/24 01:52	1

Method: SW846 6020B - Metals (ICP/MS) - Total Recoverable

Analyte	Result	Qualifier	RL	MDL	Unit	D	Prepared	Analyzed	Dil Fac
Antimony	<0.00034		0.0020	0.00034	mg/L		02/20/24 05:36	02/20/24 15:18	1
Arsenic	<0.00086		0.0010	0.00086	mg/L		02/20/24 05:36	02/20/24 15:18	1
Barium	<0.00089		0.010	0.00089	mg/L		02/20/24 05:36	02/20/24 15:18	1
Beryllium	**0.0018**	**J**	0.0025	0.00020	mg/L		02/20/24 05:36	02/20/24 15:18	1
Boron	<0.022		0.080	0.022	mg/L		02/20/24 05:36	02/20/24 15:18	1
Cadmium	<0.000078		0.0025	0.000078	mg/L		02/20/24 05:36	02/20/24 15:18	1
Calcium	**4.5**		0.50	0.14	mg/L		02/20/24 05:36	02/20/24 15:18	1
Chromium	<0.0012		0.0020	0.0012	mg/L		02/20/24 05:36	02/20/24 15:18	1
Cobalt	<0.00022		0.0025	0.00022	mg/L		02/20/24 05:36	02/20/24 15:18	1
Copper	**0.0043**		0.0020	0.0011	mg/L		02/20/24 05:36	02/20/24 15:18	1
Lead	**0.00021**	**J**	0.0010	0.00021	mg/L		02/20/24 05:36	02/20/24 15:18	1
Nickel	**0.00074**	**J**	0.0010	0.00042	mg/L		02/20/24 05:36	02/20/24 15:18	1
Selenium	<0.00099		0.0050	0.00099	mg/L		02/20/24 05:36	02/20/24 15:18	1
Silver	**0.0011**		0.0010	0.00039	mg/L		02/20/24 05:36	02/20/24 15:18	1
Thallium	<0.00026		0.0010	0.00026	mg/L		02/20/24 05:36	02/20/24 15:18	1
Vanadium	<0.00063		0.0020	0.00063	mg/L		02/20/24 05:36	02/20/24 15:18	1
Zinc	**0.020**		0.0050	0.0028	mg/L		02/20/24 05:36	02/20/24 15:18	1

Method: SW846 7470A - Mercury

Analyte	Result	Qualifier	RL	MDL	Unit	D	Prepared	Analyzed	Dil Fac
Mercury	<0.000080		0.00020	0.000080	mg/L		02/20/24 15:18	02/21/24 17:32	1

General Chemistry

Analyte	Result	Qualifier	RL	MDL	Unit	D	Prepared	Analyzed	Dil Fac
Total Dissolved Solids (SM 2540C-2011)	**84**		10	10	mg/L			02/20/24 14:24	1

Client Sample ID: WAN-GWC-6

Lab Sample ID: 680-246863-6

Date Collected: 02/14/24 13:55

Matrix: Water

Date Received: 02/16/24 10:03

Method: MCAWW 300.0-1993 R2.1 - Anions, Ion Chromatography

Analyte	Result	Qualifier	RL	MDL	Unit	D	Prepared	Analyzed	Dil Fac
Chloride	**5.3**	***-**	1.0	0.20	mg/L			03/01/24 02:26	1
Fluoride	**0.049**	**J *-**	0.10	0.040	mg/L			03/01/24 02:26	1
Sulfate	**8.9**	***-**	1.0	0.40	mg/L			03/01/24 02:26	1

Method: SW846 6020B - Metals (ICP/MS) - Total Recoverable

Analyte	Result	Qualifier	RL	MDL	Unit	D	Prepared	Analyzed	Dil Fac
Antimony	<0.00034		0.0020	0.00034	mg/L		02/20/24 05:36	02/20/24 15:21	1
Arsenic	<0.00086		0.0010	0.00086	mg/L		02/20/24 05:36	02/20/24 15:21	1
Barium	**0.060**		0.010	0.00089	mg/L		02/20/24 05:36	02/20/24 15:21	1
Beryllium	<0.00020		0.0025	0.00020	mg/L		02/20/24 05:36	02/20/24 15:21	1
Boron	<0.022		0.080	0.022	mg/L		02/20/24 05:36	02/20/24 15:21	1
Cadmium	<0.000078		0.0025	0.000078	mg/L		02/20/24 05:36	02/20/24 15:21	1

Client Sample ID: WAN-GWC-6

Lab Sample ID: 680-246863-6

Date Collected: 02/14/24 13:55

Matrix: Water

Date Received: 02/16/24 10:03

Method: SW846 6020B - Metals (ICP/MS) - Total Recoverable (Continued)

Analyte	Result	Qualifier	RL	MDL	Unit	D	Prepared	Analyzed	Dil Fac
Calcium	**15**		0.50	0.14	mg/L		02/20/24 05:36	02/20/24 15:21	1
Chromium	<0.0012		0.0020	0.0012	mg/L		02/20/24 05:36	02/20/24 15:21	1
Cobalt	**0.0078**		0.0025	0.00022	mg/L		02/20/24 05:36	02/20/24 15:21	1
Copper	<0.0011		0.0020	0.0011	mg/L		02/20/24 05:36	02/20/24 15:21	1
Lead	<0.00021		0.0010	0.00021	mg/L		02/20/24 05:36	02/20/24 15:21	1
Nickel	**0.0052**		0.0010	0.00042	mg/L		02/20/24 05:36	02/20/24 15:21	1
Selenium	<0.00099		0.0050	0.00099	mg/L		02/20/24 05:36	02/20/24 15:21	1
Silver	<0.00039		0.0010	0.00039	mg/L		02/20/24 05:36	02/20/24 15:21	1
Thallium	<0.00026		0.0010	0.00026	mg/L		02/20/24 05:36	02/20/24 15:21	1
Vanadium	<0.00063		0.0020	0.00063	mg/L		02/20/24 05:36	02/20/24 15:21	1
Zinc	<0.0028		0.0050	0.0028	mg/L		02/20/24 05:36	02/20/24 15:21	1

Method: SW846 7470A - Mercury

Analyte	Result	Qualifier	RL	MDL	Unit	D	Prepared	Analyzed	Dil Fac
Mercury	<0.000080		0.00020	0.000080	mg/L		02/20/24 15:18	02/21/24 17:34	1

General Chemistry

Analyte	Result	Qualifier	RL	MDL	Unit	D	Prepared	Analyzed	Dil Fac
Total Dissolved Solids (SM 2540C-2011)	**130**		10	10	mg/L			02/20/24 14:24	1

Client Sample ID: WAN-GWC-11

Lab Sample ID: 680-246863-7

Date Collected: 02/14/24 14:20

Matrix: Water

Date Received: 02/16/24 10:03

Method: MCAWW 300.0-1993 R2.1 - Anions, Ion Chromatography

Analyte	Result	Qualifier	RL	MDL	Unit	D	Prepared	Analyzed	Dil Fac
Chloride	**1.4**	***-**	1.0	0.20	mg/L			03/01/24 02:38	1
Fluoride	**0.056**	**J *-**	0.10	0.040	mg/L			03/01/24 02:38	1
Sulfate	**0.90**	**J *-**	1.0	0.40	mg/L			03/01/24 02:38	1

Method: SW846 6020B - Metals (ICP/MS) - Total Recoverable

Analyte	Result	Qualifier	RL	MDL	Unit	D	Prepared	Analyzed	Dil Fac
Antimony	<0.00034		0.0020	0.00034	mg/L		02/20/24 05:36	02/20/24 15:24	1
Arsenic	**0.0012**		0.0010	0.00086	mg/L		02/20/24 05:36	02/20/24 15:24	1
Barium	**0.16**		0.010	0.00089	mg/L		02/20/24 05:36	02/20/24 15:24	1
Beryllium	<0.00020		0.0025	0.00020	mg/L		02/20/24 05:36	02/20/24 15:24	1
Boron	<0.022		0.080	0.022	mg/L		02/20/24 05:36	02/20/24 15:24	1
Cadmium	<0.000078		0.0025	0.000078	mg/L		02/20/24 05:36	02/20/24 15:24	1
Calcium	**6.7**		0.50	0.14	mg/L		02/20/24 05:36	02/20/24 15:24	1
Chromium	**0.0024**		0.0020	0.0012	mg/L		02/20/24 05:36	02/20/24 15:24	1
Cobalt	**0.0013**	**J**	0.0025	0.00022	mg/L		02/20/24 05:36	02/20/24 15:24	1
Copper	<0.0011		0.0020	0.0011	mg/L		02/20/24 05:36	02/20/24 15:24	1
Lead	<0.00021		0.0010	0.00021	mg/L		02/20/24 05:36	02/20/24 15:24	1
Nickel	<0.00042		0.0010	0.00042	mg/L		02/20/24 05:36	02/20/24 15:24	1
Selenium	<0.00099		0.0050	0.00099	mg/L		02/20/24 05:36	02/20/24 15:24	1
Silver	<0.00039		0.0010	0.00039	mg/L		02/20/24 05:36	02/20/24 15:24	1
Thallium	<0.00026		0.0010	0.00026	mg/L		02/20/24 05:36	02/20/24 15:24	1
Vanadium	**0.0026**		0.0020	0.00063	mg/L		02/20/24 05:36	02/20/24 15:24	1
Zinc	<0.0028		0.0050	0.0028	mg/L		02/20/24 05:36	02/20/24 15:24	1

Client Sample ID: WAN-GWC-11

Lab Sample ID: 680-246863-7

Date Collected: 02/14/24 14:20

Matrix: Water

Date Received: 02/16/24 10:03

Method: SW846 7470A - Mercury

Analyte	Result	Qualifier	RL	MDL	Unit	D	Prepared	Analyzed	Dil Fac
Mercury	<0.000080		0.00020	0.000080	mg/L		02/20/24 15:18	02/21/24 17:36	1

General Chemistry

Analyte	Result	Qualifier	RL	MDL	Unit	D	Prepared	Analyzed	Dil Fac
Total Dissolved Solids (SM 2540C-2011)	60		10	10	mg/L			02/20/24 14:24	1

Client Sample ID: WAN-LF-FD-04

Lab Sample ID: 680-246863-8

Date Collected: 02/14/24 00:00

Matrix: Water

Date Received: 02/16/24 10:03

Method: MCAWW 300.0-1993 R2.1 - Anions, Ion Chromatography

Analyte	Result	Qualifier	RL	MDL	Unit	D	Prepared	Analyzed	Dil Fac
Chloride	5.4	*-	1.0	0.20	mg/L			03/01/24 02:49	1
Fluoride	<0.040	*-	0.10	0.040	mg/L			03/01/24 02:49	1
Sulfate	9.1	*-	1.0	0.40	mg/L			03/01/24 02:49	1

Method: SW846 6020B - Metals (ICP/MS) - Total Recoverable

Analyte	Result	Qualifier	RL	MDL	Unit	D	Prepared	Analyzed	Dil Fac
Antimony	<0.00034		0.0020	0.00034	mg/L		02/20/24 05:36	02/20/24 15:32	1
Arsenic	<0.00086		0.0010	0.00086	mg/L		02/20/24 05:36	02/20/24 15:32	1
Barium	0.063		0.010	0.00089	mg/L		02/20/24 05:36	02/20/24 15:32	1
Beryllium	<0.00020		0.0025	0.00020	mg/L		02/20/24 05:36	02/20/24 15:32	1
Boron	<0.022		0.080	0.022	mg/L		02/20/24 05:36	02/20/24 15:32	1
Cadmium	<0.000078		0.0025	0.000078	mg/L		02/20/24 05:36	02/20/24 15:32	1
Calcium	15		0.50	0.14	mg/L		02/20/24 05:36	02/20/24 15:32	1
Chromium	<0.0012		0.0020	0.0012	mg/L		02/20/24 05:36	02/20/24 15:32	1
Cobalt	0.0082		0.0025	0.00022	mg/L		02/20/24 05:36	02/20/24 15:32	1
Copper	<0.0011		0.0020	0.0011	mg/L		02/20/24 05:36	02/20/24 15:32	1
Lead	<0.00021		0.0010	0.00021	mg/L		02/20/24 05:36	02/20/24 15:32	1
Nickel	0.0053		0.0010	0.00042	mg/L		02/20/24 05:36	02/20/24 15:32	1
Selenium	<0.00099		0.0050	0.00099	mg/L		02/20/24 05:36	02/20/24 15:32	1
Silver	<0.00039		0.0010	0.00039	mg/L		02/20/24 05:36	02/20/24 15:32	1
Thallium	<0.00026		0.0010	0.00026	mg/L		02/20/24 05:36	02/20/24 15:32	1
Vanadium	<0.00063		0.0020	0.00063	mg/L		02/20/24 05:36	02/20/24 15:32	1
Zinc	<0.0028		0.0050	0.0028	mg/L		02/20/24 05:36	02/20/24 15:32	1

Method: SW846 7470A - Mercury

Analyte	Result	Qualifier	RL	MDL	Unit	D	Prepared	Analyzed	Dil Fac
Mercury	<0.000080		0.00020	0.000080	mg/L		02/20/24 15:18	02/21/24 17:39	1

General Chemistry

Analyte	Result	Qualifier	RL	MDL	Unit	D	Prepared	Analyzed	Dil Fac
Total Dissolved Solids (SM 2540C-2011)	130		40	40	mg/L			02/20/24 14:24	1

Client: Southern Company
Project/Site: Plant Wansley Landfill

Job ID: 680-246863-1

Client Sample ID: WAN-GWC-5

Lab Sample ID: 680-246877-1

Date Collected: 02/14/24 15:00

Matrix: Water

Date Received: 02/17/24 09:52

Method: MCAWW 300.0-1993 R2.1 - Anions, Ion Chromatography

Analyte	Result	Qualifier	RL	MDL	Unit	D	Prepared	Analyzed	Dil Fac
Chloride	**11**		2.0	0.40	mg/L			02/29/24 17:36	2
Fluoride	<0.080		0.20	0.080	mg/L			02/29/24 17:36	2
Sulfate	**25**	*-	2.0	0.80	mg/L			02/29/24 17:36	2

Method: SW846 6020B - Metals (ICP/MS) - Total Recoverable

Analyte	Result	Qualifier	RL	MDL	Unit	D	Prepared	Analyzed	Dil Fac
Antimony	<0.00034		0.0020	0.00034	mg/L		02/20/24 05:47	02/20/24 17:09	1
Arsenic	<0.00086		0.0010	0.00086	mg/L		02/20/24 05:47	02/20/24 17:09	1
Barium	**0.032**	B	0.010	0.00089	mg/L		02/20/24 05:47	02/20/24 17:09	1
Beryllium	<0.00020		0.0025	0.00020	mg/L		02/20/24 05:47	02/20/24 17:09	1
Boron	<0.022		0.080	0.022	mg/L		02/20/24 05:47	02/20/24 17:09	1
Cadmium	**0.00010**	J	0.0025	0.000078	mg/L		02/20/24 05:47	02/20/24 17:09	1
Calcium	**30**		0.50	0.14	mg/L		02/20/24 05:47	02/20/24 17:09	1
Chromium	**0.0012**	J	0.0020	0.0012	mg/L		02/20/24 05:47	02/20/24 17:09	1
Cobalt	**0.0041**		0.0025	0.00022	mg/L		02/20/24 05:47	02/20/24 17:09	1
Copper	**0.0012**	J	0.0020	0.0011	mg/L		02/20/24 05:47	02/20/24 17:09	1
Lead	<0.00021		0.0010	0.00021	mg/L		02/20/24 05:47	02/20/24 17:09	1
Nickel	**0.0069**		0.0010	0.00042	mg/L		02/20/24 05:47	02/20/24 17:09	1
Selenium	<0.00099		0.0050	0.00099	mg/L		02/20/24 05:47	02/20/24 17:09	1
Silver	<0.00039		0.0010	0.00039	mg/L		02/20/24 05:47	02/20/24 17:09	1
Thallium	<0.00026		0.0010	0.00026	mg/L		02/20/24 05:47	02/20/24 17:09	1
Vanadium	**0.0030**		0.0020	0.00063	mg/L		02/20/24 05:47	02/20/24 17:09	1
Zinc	**0.0031**	J	0.0050	0.0028	mg/L		02/20/24 05:47	02/20/24 17:09	1

Method: SW846 7470A - Mercury

Analyte	Result	Qualifier	RL	MDL	Unit	D	Prepared	Analyzed	Dil Fac
Mercury	<0.000080		0.00020	0.000080	mg/L		02/20/24 15:18	02/21/24 17:41	1

General Chemistry

Analyte	Result	Qualifier	RL	MDL	Unit	D	Prepared	Analyzed	Dil Fac
Total Dissolved Solids (SM 2540C-2011)	**210**		40	40	mg/L			02/20/24 14:24	1

Client Sample ID: WAN-GWC-22

Lab Sample ID: 680-246877-2

Date Collected: 02/14/24 17:02

Matrix: Water

Date Received: 02/17/24 09:52

Method: MCAWW 300.0-1993 R2.1 - Anions, Ion Chromatography

Analyte	Result	Qualifier	RL	MDL	Unit	D	Prepared	Analyzed	Dil Fac
Chloride	**1.4**	*-	1.0	0.20	mg/L			03/01/24 03:11	1
Fluoride	<0.040	*-	0.10	0.040	mg/L			03/01/24 03:11	1
Sulfate	**0.62**	J *-	1.0	0.40	mg/L			03/01/24 03:11	1

Method: SW846 6020B - Metals (ICP/MS) - Total Recoverable

Analyte	Result	Qualifier	RL	MDL	Unit	D	Prepared	Analyzed	Dil Fac
Antimony	**0.00041**	J	0.0020	0.00034	mg/L		02/20/24 05:47	02/20/24 17:12	1
Arsenic	<0.00086		0.0010	0.00086	mg/L		02/20/24 05:47	02/20/24 17:12	1
Barium	**0.027**	B	0.010	0.00089	mg/L		02/20/24 05:47	02/20/24 17:12	1
Beryllium	<0.00020		0.0025	0.00020	mg/L		02/20/24 05:47	02/20/24 17:12	1
Boron	<0.022		0.080	0.022	mg/L		02/20/24 05:47	02/20/24 17:12	1
Cadmium	**0.00024**	J	0.0025	0.000078	mg/L		02/20/24 05:47	02/20/24 17:12	1

Client Sample ID: WAN-GWC-22

Lab Sample ID: 680-246877-2

Date Collected: 02/14/24 17:02

Matrix: Water

Date Received: 02/17/24 09:52

Method: SW846 6020B - Metals (ICP/MS) - Total Recoverable (Continued)

Analyte	Result	Qualifier	RL	MDL	Unit	D	Prepared	Analyzed	Dil Fac
Calcium	**11**		0.50	0.14	mg/L		02/20/24 05:47	02/20/24 17:12	1
Chromium	**0.0014**	**J**	0.0020	0.0012	mg/L		02/20/24 05:47	02/20/24 17:12	1
Cobalt	<0.00022		0.0025	0.00022	mg/L		02/20/24 05:47	02/20/24 17:12	1
Copper	<0.0011		0.0020	0.0011	mg/L		02/20/24 05:47	02/20/24 17:12	1
Lead	<0.00021		0.0010	0.00021	mg/L		02/20/24 05:47	02/20/24 17:12	1
Nickel	<0.00042		0.0010	0.00042	mg/L		02/20/24 05:47	02/20/24 17:12	1
Selenium	<0.00099		0.0050	0.00099	mg/L		02/20/24 05:47	02/20/24 17:12	1
Silver	<0.00039		0.0010	0.00039	mg/L		02/20/24 05:47	02/20/24 17:12	1
Thallium	<0.00026		0.0010	0.00026	mg/L		02/20/24 05:47	02/20/24 17:12	1
Vanadium	**0.0067**		0.0020	0.00063	mg/L		02/20/24 05:47	02/20/24 17:12	1
Zinc	**0.0031**	**J**	0.0050	0.0028	mg/L		02/20/24 05:47	02/20/24 17:12	1

Method: SW846 7470A - Mercury

Analyte	Result	Qualifier	RL	MDL	Unit	D	Prepared	Analyzed	Dil Fac
Mercury	<0.000080		0.00020	0.000080	mg/L		02/20/24 15:18	02/21/24 17:43	1

General Chemistry

Analyte	Result	Qualifier	RL	MDL	Unit	D	Prepared	Analyzed	Dil Fac
Total Dissolved Solids (SM 2540C-2011)	**110**		10	10	mg/L			02/20/24 14:24	1

Client Sample ID: WAN-GWC-9

Lab Sample ID: 680-247011-1

Date Collected: 02/19/24 14:05

Matrix: Water

Date Received: 02/22/24 10:19

Method: EPA 300.0 - Anions, Ion Chromatography

Analyte	Result	Qualifier	RL	MDL	Unit	D	Prepared	Analyzed	Dil Fac
Fluoride	<0.20		0.40	0.20	mg/L			03/02/24 06:12	1
Chloride	**6.7**		1.0	0.20	mg/L			03/02/24 06:12	1
Sulfate	**16**		1.0	0.50	mg/L			03/02/24 06:12	1

Method: SW846 6020B - Metals (ICP/MS) - Total Recoverable

Analyte	Result	Qualifier	RL	MDL	Unit	D	Prepared	Analyzed	Dil Fac
Antimony	<0.00034		0.0020	0.00034	mg/L		02/23/24 05:57	02/23/24 23:03	1
Arsenic	<0.00086		0.0010	0.00086	mg/L		02/23/24 05:57	02/23/24 23:03	1
Barium	**0.072**		0.010	0.00089	mg/L		02/23/24 05:57	02/23/24 23:03	1
Beryllium	**0.00024**	**J**	0.0025	0.00020	mg/L		02/23/24 05:57	02/23/24 23:03	1
Boron	**0.080**		0.080	0.022	mg/L		02/23/24 05:57	02/25/24 11:43	1
Cadmium	<0.000078		0.0025	0.000078	mg/L		02/23/24 05:57	02/23/24 23:03	1
Calcium	**7.2**		0.50	0.14	mg/L		02/23/24 05:57	02/23/24 23:03	1
Chromium	**0.0015**	**J**	0.0020	0.0012	mg/L		02/23/24 05:57	02/25/24 11:43	1
Cobalt	**0.022**		0.0025	0.00022	mg/L		02/23/24 05:57	02/23/24 23:03	1
Copper	**0.0012**	**J**	0.0020	0.0011	mg/L		02/23/24 05:57	02/23/24 23:03	1
Lead	<0.00021		0.0010	0.00021	mg/L		02/23/24 05:57	02/23/24 23:03	1
Nickel	**0.0093**		0.0010	0.00042	mg/L		02/23/24 05:57	02/23/24 23:03	1
Selenium	<0.00099		0.0050	0.00099	mg/L		02/23/24 05:57	02/25/24 11:43	1
Silver	<0.00039		0.0010	0.00039	mg/L		02/23/24 05:57	02/23/24 23:03	1
Thallium	<0.00026		0.0010	0.00026	mg/L		02/23/24 05:57	02/23/24 23:03	1
Vanadium	**0.00070**	**J**	0.0020	0.00063	mg/L		02/23/24 05:57	02/23/24 23:03	1
Zinc	**0.019**		0.0050	0.0028	mg/L		02/23/24 05:57	02/23/24 23:03	1

Client: Southern Company
Project/Site: Plant Wansley Landfill

Job ID: 680-246863-1

Client Sample ID: WAN-GWC-9

Lab Sample ID: 680-247011-1

Date Collected: 02/19/24 14:05

Matrix: Water

Date Received: 02/22/24 10:19

Method: SW846 7470A - Mercury

Analyte	Result	Qualifier	RL	MDL	Unit	D	Prepared	Analyzed	Dil Fac
Mercury	<0.000080		0.00020	0.000080	mg/L		02/26/24 13:49	02/27/24 10:42	1

General Chemistry

Analyte	Result	Qualifier	RL	MDL	Unit	D	Prepared	Analyzed	Dil Fac
Total Dissolved Solids (SM 2540C-2011)	69		10	10	mg/L			02/23/24 09:30	1

Client Sample ID: WAN-GWC-10

Lab Sample ID: 680-247011-2

Date Collected: 02/20/24 10:15

Matrix: Water

Date Received: 02/22/24 10:19

Method: EPA 300.0 - Anions, Ion Chromatography

Analyte	Result	Qualifier	RL	MDL	Unit	D	Prepared	Analyzed	Dil Fac
Fluoride	0.77		0.40	0.20	mg/L			03/02/24 06:29	1
Chloride	7.4		1.0	0.20	mg/L			03/02/24 06:29	1
Sulfate	13		1.0	0.50	mg/L			03/02/24 06:29	1

Method: SW846 6020B - Metals (ICP/MS) - Total Recoverable

Analyte	Result	Qualifier	RL	MDL	Unit	D	Prepared	Analyzed	Dil Fac
Antimony	<0.00034		0.0020	0.00034	mg/L		02/23/24 05:57	02/23/24 23:08	1
Arsenic	<0.00086		0.0010	0.00086	mg/L		02/23/24 05:57	02/23/24 23:08	1
Barium	0.018		0.010	0.00089	mg/L		02/23/24 05:57	02/23/24 23:08	1
Beryllium	<0.00020		0.0025	0.00020	mg/L		02/23/24 05:57	02/23/24 23:08	1
Boron	<0.022		0.080	0.022	mg/L		02/23/24 05:57	02/25/24 11:46	1
Cadmium	0.000080	J	0.0025	0.000078	mg/L		02/23/24 05:57	02/23/24 23:08	1
Calcium	13		0.50	0.14	mg/L		02/23/24 05:57	02/23/24 23:08	1
Chromium	<0.0012		0.0020	0.0012	mg/L		02/23/24 05:57	02/25/24 11:46	1
Cobalt	0.0034		0.0025	0.00022	mg/L		02/23/24 05:57	02/23/24 23:08	1
Copper	<0.0011		0.0020	0.0011	mg/L		02/23/24 05:57	02/23/24 23:08	1
Lead	<0.00021		0.0010	0.00021	mg/L		02/23/24 05:57	02/23/24 23:08	1
Nickel	0.0012		0.0010	0.00042	mg/L		02/23/24 05:57	02/23/24 23:08	1
Selenium	<0.00099		0.0050	0.00099	mg/L		02/23/24 05:57	02/25/24 11:46	1
Silver	<0.00039		0.0010	0.00039	mg/L		02/23/24 05:57	02/23/24 23:08	1
Thallium	<0.00026		0.0010	0.00026	mg/L		02/23/24 05:57	02/23/24 23:08	1
Vanadium	<0.00063		0.0020	0.00063	mg/L		02/23/24 05:57	02/23/24 23:08	1
Zinc	0.0042	J	0.0050	0.0028	mg/L		02/23/24 05:57	02/23/24 23:08	1

Method: SW846 7470A - Mercury

Analyte	Result	Qualifier	RL	MDL	Unit	D	Prepared	Analyzed	Dil Fac
Mercury	<0.000080		0.00020	0.000080	mg/L		02/26/24 13:49	02/27/24 10:40	1

General Chemistry

Analyte	Result	Qualifier	RL	MDL	Unit	D	Prepared	Analyzed	Dil Fac
Total Dissolved Solids (SM 2540C-2011)	120		10	10	mg/L			02/26/24 11:53	1

Client Sample ID: WAN-GWC-12

Lab Sample ID: 680-247011-3

Date Collected: 02/20/24 12:18

Matrix: Water

Date Received: 02/22/24 10:19

Method: EPA 300.0 - Anions, Ion Chromatography

Analyte	Result	Qualifier	RL	MDL	Unit	D	Prepared	Analyzed	Dil Fac
Fluoride	<0.40		0.80	0.40	mg/L			03/02/24 06:46	2
Chloride	**26**		2.0	0.40	mg/L			03/02/24 06:46	2
Sulfate	**37**		2.0	1.0	mg/L			03/02/24 06:46	2

Method: SW846 6020B - Metals (ICP/MS) - Total Recoverable

Analyte	Result	Qualifier	RL	MDL	Unit	D	Prepared	Analyzed	Dil Fac
Antimony	<0.00034		0.0020	0.00034	mg/L		02/23/24 05:57	02/23/24 23:12	1
Arsenic	<0.00086		0.0010	0.00086	mg/L		02/23/24 05:57	02/23/24 23:12	1
Barium	**0.027**		0.010	0.00089	mg/L		02/23/24 05:57	02/23/24 23:12	1
Beryllium	<0.00020		0.0025	0.00020	mg/L		02/23/24 05:57	02/23/24 23:12	1
Boron	**0.080**		0.080	0.022	mg/L		02/23/24 05:57	02/25/24 11:49	1
Cadmium	<0.000078		0.0025	0.000078	mg/L		02/23/24 05:57	02/23/24 23:12	1
Calcium	**49**		0.50	0.14	mg/L		02/23/24 05:57	02/23/24 23:12	1
Chromium	<0.0012		0.0020	0.0012	mg/L		02/23/24 05:57	02/25/24 11:49	1
Cobalt	**0.00039**	**J**	0.0025	0.00022	mg/L		02/23/24 05:57	02/23/24 23:12	1
Copper	<0.0011		0.0020	0.0011	mg/L		02/23/24 05:57	02/23/24 23:12	1
Lead	<0.00021		0.0010	0.00021	mg/L		02/23/24 05:57	02/23/24 23:12	1
Nickel	<0.00042		0.0010	0.00042	mg/L		02/23/24 05:57	02/23/24 23:12	1
Selenium	<0.00099		0.0050	0.00099	mg/L		02/23/24 05:57	02/25/24 11:49	1
Silver	<0.00039		0.0010	0.00039	mg/L		02/23/24 05:57	02/23/24 23:12	1
Thallium	<0.00026		0.0010	0.00026	mg/L		02/23/24 05:57	02/23/24 23:12	1
Vanadium	**0.00063**	**J**	0.0020	0.00063	mg/L		02/23/24 05:57	02/23/24 23:12	1
Zinc	<0.0028		0.0050	0.0028	mg/L		02/23/24 05:57	02/23/24 23:12	1

Method: SW846 7470A - Mercury

Analyte	Result	Qualifier	RL	MDL	Unit	D	Prepared	Analyzed	Dil Fac
Mercury	<0.000080		0.00020	0.000080	mg/L		02/26/24 13:49	02/27/24 10:38	1

General Chemistry

Analyte	Result	Qualifier	RL	MDL	Unit	D	Prepared	Analyzed	Dil Fac
Total Dissolved Solids (SM 2540C-2011)	**220**		40	40	mg/L			02/26/24 11:53	1

Client Sample ID: WAN-GWC-13

Lab Sample ID: 680-247011-4

Date Collected: 02/19/24 14:00

Matrix: Water

Date Received: 02/22/24 10:19

Method: EPA 300.0 - Anions, Ion Chromatography

Analyte	Result	Qualifier	RL	MDL	Unit	D	Prepared	Analyzed	Dil Fac
Fluoride	<0.20		0.40	0.20	mg/L			03/02/24 07:02	1
Chloride	**1.8**		1.0	0.20	mg/L			03/02/24 07:02	1
Sulfate	**3.7**		1.0	0.50	mg/L			03/02/24 07:02	1

Method: SW846 6020B - Metals (ICP/MS) - Total Recoverable

Analyte	Result	Qualifier	RL	MDL	Unit	D	Prepared	Analyzed	Dil Fac
Antimony	**0.0027**		0.0020	0.00034	mg/L		02/23/24 05:57	02/23/24 23:16	1
Arsenic	<0.00086		0.0010	0.00086	mg/L		02/23/24 05:57	02/23/24 23:16	1
Barium	**0.0078**	**J**	0.010	0.00089	mg/L		02/23/24 05:57	02/23/24 23:16	1
Beryllium	<0.00020		0.0025	0.00020	mg/L		02/23/24 05:57	02/23/24 23:16	1
Boron	<0.022		0.080	0.022	mg/L		02/23/24 05:57	02/25/24 11:52	1
Cadmium	**0.00026**	**J**	0.0025	0.000078	mg/L		02/23/24 05:57	02/23/24 23:16	1

Client Sample ID: WAN-GWC-13

Lab Sample ID: 680-247011-4

Date Collected: 02/19/24 14:00

Matrix: Water

Date Received: 02/22/24 10:19

Method: SW846 6020B - Metals (ICP/MS) - Total Recoverable (Continued)

Analyte	Result	Qualifier	RL	MDL	Unit	D	Prepared	Analyzed	Dil Fac
Calcium	**5.1**		0.50	0.14	mg/L		02/23/24 05:57	02/23/24 23:16	1
Chromium	<0.0012		0.0020	0.0012	mg/L		02/23/24 05:57	02/25/24 11:52	1
Cobalt	<0.00022		0.0025	0.00022	mg/L		02/23/24 05:57	02/23/24 23:16	1
Copper	<0.0011		0.0020	0.0011	mg/L		02/23/24 05:57	02/23/24 23:16	1
Lead	<0.00021		0.0010	0.00021	mg/L		02/23/24 05:57	02/23/24 23:16	1
Nickel	<0.00042		0.0010	0.00042	mg/L		02/23/24 05:57	02/23/24 23:16	1
Selenium	<0.00099		0.0050	0.00099	mg/L		02/23/24 05:57	02/25/24 11:52	1
Silver	<0.00039		0.0010	0.00039	mg/L		02/23/24 05:57	02/23/24 23:16	1
Thallium	<0.00026		0.0010	0.00026	mg/L		02/23/24 05:57	02/23/24 23:16	1
Vanadium	**0.00069**	**J**	0.0020	0.00063	mg/L		02/23/24 05:57	02/23/24 23:16	1
Zinc	**0.0056**		0.0050	0.0028	mg/L		02/23/24 05:57	02/23/24 23:16	1

Method: SW846 7470A - Mercury

Analyte	Result	Qualifier	RL	MDL	Unit	D	Prepared	Analyzed	Dil Fac
Mercury	<0.000080		0.00020	0.000080	mg/L		02/26/24 14:41	02/27/24 11:07	1

General Chemistry

Analyte	Result	Qualifier	RL	MDL	Unit	D	Prepared	Analyzed	Dil Fac
Total Dissolved Solids (SM 2540C-2011)	**57**		10	10	mg/L			02/23/24 09:30	1

Client Sample ID: WAN-GWC-14

Lab Sample ID: 680-247011-5

Date Collected: 02/19/24 15:37

Matrix: Water

Date Received: 02/22/24 10:19

Method: EPA 300.0 - Anions, Ion Chromatography

Analyte	Result	Qualifier	RL	MDL	Unit	D	Prepared	Analyzed	Dil Fac
Fluoride	<0.20		0.40	0.20	mg/L			03/02/24 07:19	1
Chloride	**110**		2.0	0.40	mg/L			03/04/24 10:47	2
Sulfate	**7.7**		1.0	0.50	mg/L			03/02/24 07:19	1

Method: SW846 6020B - Metals (ICP/MS) - Total Recoverable

Analyte	Result	Qualifier	RL	MDL	Unit	D	Prepared	Analyzed	Dil Fac
Antimony	<0.00034		0.0020	0.00034	mg/L		02/23/24 05:57	02/23/24 23:20	1
Arsenic	<0.00086		0.0010	0.00086	mg/L		02/23/24 05:57	02/23/24 23:20	1
Barium	**0.23**		0.010	0.00089	mg/L		02/23/24 05:57	02/23/24 23:20	1
Beryllium	**0.00034**	**J**	0.0025	0.00020	mg/L		02/23/24 05:57	02/23/24 23:20	1
Boron	**0.71**		0.080	0.022	mg/L		02/23/24 05:57	02/25/24 11:55	1
Cadmium	**0.00010**	**J**	0.0025	0.000078	mg/L		02/23/24 05:57	02/23/24 23:20	1
Calcium	**26**		0.50	0.14	mg/L		02/23/24 05:57	02/23/24 23:20	1
Chromium	<0.0012		0.0020	0.0012	mg/L		02/23/24 05:57	02/25/24 11:55	1
Cobalt	**0.32**		0.0025	0.00022	mg/L		02/23/24 05:57	02/23/24 23:20	1
Copper	<0.0011		0.0020	0.0011	mg/L		02/23/24 05:57	02/23/24 23:20	1
Lead	<0.00021		0.0010	0.00021	mg/L		02/23/24 05:57	02/23/24 23:20	1
Nickel	**0.023**		0.0010	0.00042	mg/L		02/23/24 05:57	02/23/24 23:20	1
Selenium	<0.00099		0.0050	0.00099	mg/L		02/23/24 05:57	02/25/24 11:55	1
Silver	<0.00039		0.0010	0.00039	mg/L		02/23/24 05:57	02/23/24 23:20	1
Thallium	**0.00058**	**J**	0.0010	0.00026	mg/L		02/23/24 05:57	02/23/24 23:20	1
Vanadium	<0.00063		0.0020	0.00063	mg/L		02/23/24 05:57	02/23/24 23:20	1
Zinc	**0.018**		0.0050	0.0028	mg/L		02/23/24 05:57	02/23/24 23:20	1

Client: Southern Company
Project/Site: Plant Wansley Landfill

Job ID: 680-246863-1

Client Sample ID: WAN-GWC-14

Lab Sample ID: 680-247011-5

Date Collected: 02/19/24 15:37

Matrix: Water

Date Received: 02/22/24 10:19

Method: SW846 7470A - Mercury

Analyte	Result	Qualifier	RL	MDL	Unit	D	Prepared	Analyzed	Dil Fac
Mercury	<0.000080		0.00020	0.000080	mg/L		02/26/24 14:41	02/27/24 11:13	1

General Chemistry

Analyte	Result	Qualifier	RL	MDL	Unit	D	Prepared	Analyzed	Dil Fac
Total Dissolved Solids (SM 2540C-2011)	**290**		40	40	mg/L			02/23/24 09:30	1

Client Sample ID: WAN-GWC-17

Lab Sample ID: 680-247011-6

Date Collected: 02/20/24 14:04

Matrix: Water

Date Received: 02/22/24 10:19

Method: EPA 300.0 - Anions, Ion Chromatography

Analyte	Result	Qualifier	RL	MDL	Unit	D	Prepared	Analyzed	Dil Fac
Fluoride	<0.20		0.40	0.20	mg/L			03/02/24 07:36	1
Chloride	**1.6**		1.0	0.20	mg/L			03/02/24 07:36	1
Sulfate	**4.7**		1.0	0.50	mg/L			03/02/24 07:36	1

Method: SW846 6020B - Metals (ICP/MS) - Total Recoverable

Analyte	Result	Qualifier	RL	MDL	Unit	D	Prepared	Analyzed	Dil Fac
Antimony	<0.00034		0.0020	0.00034	mg/L		02/23/24 05:57	02/23/24 23:24	1
Arsenic	<0.00086		0.0010	0.00086	mg/L		02/23/24 05:57	02/23/24 23:24	1
Barium	**0.027**		0.010	0.00089	mg/L		02/23/24 05:57	02/23/24 23:24	1
Beryllium	<0.00020		0.0025	0.00020	mg/L		02/23/24 05:57	02/23/24 23:24	1
Boron	<0.022		0.080	0.022	mg/L		02/23/24 05:57	02/25/24 12:03	1
Cadmium	**0.00026**	**J**	0.0025	0.000078	mg/L		02/23/24 05:57	02/23/24 23:24	1
Calcium	**12**		0.50	0.14	mg/L		02/23/24 05:57	02/23/24 23:24	1
Chromium	<0.0012		0.0020	0.0012	mg/L		02/23/24 05:57	02/25/24 12:03	1
Cobalt	**0.00034**	**J**	0.0025	0.00022	mg/L		02/23/24 05:57	02/23/24 23:24	1
Copper	<0.0011		0.0020	0.0011	mg/L		02/23/24 05:57	02/23/24 23:24	1
Lead	<0.00021		0.0010	0.00021	mg/L		02/23/24 05:57	02/23/24 23:24	1
Nickel	<0.00042		0.0010	0.00042	mg/L		02/23/24 05:57	02/23/24 23:24	1
Selenium	<0.00099		0.0050	0.00099	mg/L		02/23/24 05:57	02/25/24 12:03	1
Silver	<0.00039		0.0010	0.00039	mg/L		02/23/24 05:57	02/23/24 23:24	1
Thallium	<0.00026		0.0010	0.00026	mg/L		02/23/24 05:57	02/23/24 23:24	1
Vanadium	<0.00063		0.0020	0.00063	mg/L		02/23/24 05:57	02/23/24 23:24	1
Zinc	<0.0028		0.0050	0.0028	mg/L		02/23/24 05:57	02/23/24 23:24	1

Method: SW846 7470A - Mercury

Analyte	Result	Qualifier	RL	MDL	Unit	D	Prepared	Analyzed	Dil Fac
Mercury	<0.000080		0.00020	0.000080	mg/L		02/26/24 14:41	02/27/24 11:19	1

General Chemistry

Analyte	Result	Qualifier	RL	MDL	Unit	D	Prepared	Analyzed	Dil Fac
Total Dissolved Solids (SM 2540C-2011)	**100**		10	10	mg/L			02/26/24 11:53	1

Client Sample ID: WAN-GWC-20

Lab Sample ID: 680-247011-7

Date Collected: 02/20/24 15:15

Matrix: Water

Date Received: 02/22/24 10:19

Method: EPA 300.0 - Anions, Ion Chromatography

Analyte	Result	Qualifier	RL	MDL	Unit	D	Prepared	Analyzed	Dil Fac
Fluoride	<0.20		0.40	0.20	mg/L			03/02/24 07:53	1
Chloride	**2.5**		1.0	0.20	mg/L			03/02/24 07:53	1
Sulfate	**2.6**		1.0	0.50	mg/L			03/02/24 07:53	1

Method: SW846 6020B - Metals (ICP/MS) - Total Recoverable

Analyte	Result	Qualifier	RL	MDL	Unit	D	Prepared	Analyzed	Dil Fac
Antimony	**0.00064**	**J**	0.0020	0.00034	mg/L		02/23/24 05:57	02/23/24 23:28	1
Arsenic	<0.00086		0.0010	0.00086	mg/L		02/23/24 05:57	02/23/24 23:28	1
Barium	**0.037**		0.010	0.00089	mg/L		02/23/24 05:57	02/23/24 23:28	1
Beryllium	<0.00020		0.0025	0.00020	mg/L		02/23/24 05:57	02/23/24 23:28	1
Boron	<0.022		0.080	0.022	mg/L		02/23/24 05:57	02/25/24 12:06	1
Cadmium	<0.000078		0.0025	0.000078	mg/L		02/23/24 05:57	02/23/24 23:28	1
Calcium	**9.7**		0.50	0.14	mg/L		02/23/24 05:57	02/23/24 23:28	1
Chromium	<0.0012		0.0020	0.0012	mg/L		02/23/24 05:57	02/25/24 12:06	1
Cobalt	<0.00022		0.0025	0.00022	mg/L		02/23/24 05:57	02/23/24 23:28	1
Copper	<0.0011		0.0020	0.0011	mg/L		02/23/24 05:57	02/23/24 23:28	1
Lead	<0.00021		0.0010	0.00021	mg/L		02/23/24 05:57	02/23/24 23:28	1
Nickel	<0.00042		0.0010	0.00042	mg/L		02/23/24 05:57	02/23/24 23:28	1
Selenium	<0.00099		0.0050	0.00099	mg/L		02/23/24 05:57	02/25/24 12:06	1
Silver	<0.00039		0.0010	0.00039	mg/L		02/23/24 05:57	02/23/24 23:28	1
Thallium	<0.00026		0.0010	0.00026	mg/L		02/23/24 05:57	02/23/24 23:28	1
Vanadium	**0.0013**	**J**	0.0020	0.00063	mg/L		02/23/24 05:57	02/23/24 23:28	1
Zinc	<0.0028		0.0050	0.0028	mg/L		02/23/24 05:57	02/23/24 23:28	1

Method: SW846 7470A - Mercury

Analyte	Result	Qualifier	RL	MDL	Unit	D	Prepared	Analyzed	Dil Fac
Mercury	<0.000080		0.00020	0.000080	mg/L		02/26/24 14:41	02/27/24 11:21	1

General Chemistry

Analyte	Result	Qualifier	RL	MDL	Unit	D	Prepared	Analyzed	Dil Fac
Total Dissolved Solids (SM 2540C-2011)	**100**		10	10	mg/L			02/26/24 11:53	1

Client Sample ID: WAN-GWC-21

Lab Sample ID: 680-247011-8

Date Collected: 02/19/24 15:15

Matrix: Water

Date Received: 02/22/24 10:19

Method: EPA 300.0 - Anions, Ion Chromatography

Analyte	Result	Qualifier	RL	MDL	Unit	D	Prepared	Analyzed	Dil Fac
Fluoride	<0.20		0.40	0.20	mg/L			03/02/24 08:10	1
Chloride	**3.5**		1.0	0.20	mg/L			03/02/24 08:10	1
Sulfate	**0.98**	**J**	1.0	0.50	mg/L			03/02/24 08:10	1

Method: SW846 6020B - Metals (ICP/MS) - Total Recoverable

Analyte	Result	Qualifier	RL	MDL	Unit	D	Prepared	Analyzed	Dil Fac
Antimony	<0.00034		0.0020	0.00034	mg/L		02/23/24 05:57	02/23/24 23:32	1
Arsenic	<0.00086		0.0010	0.00086	mg/L		02/23/24 05:57	02/23/24 23:32	1
Barium	**0.049**		0.010	0.00089	mg/L		02/23/24 05:57	02/23/24 23:32	1
Beryllium	<0.00020		0.0025	0.00020	mg/L		02/23/24 05:57	02/23/24 23:32	1
Boron	<0.022		0.080	0.022	mg/L		02/23/24 05:57	02/25/24 12:09	1
Cadmium	<0.000078		0.0025	0.000078	mg/L		02/23/24 05:57	02/23/24 23:32	1

Client Sample ID: WAN-GWC-21

Lab Sample ID: 680-247011-8

Date Collected: 02/19/24 15:15

Matrix: Water

Date Received: 02/22/24 10:19

Method: SW846 6020B - Metals (ICP/MS) - Total Recoverable (Continued)

Analyte	Result	Qualifier	RL	MDL	Unit	D	Prepared	Analyzed	Dil Fac
Calcium	**5.5**		0.50	0.14	mg/L		02/23/24 05:57	02/23/24 23:32	1
Chromium	<0.0012		0.0020	0.0012	mg/L		02/23/24 05:57	02/25/24 12:09	1
Cobalt	**0.0025**		0.0025	0.00022	mg/L		02/23/24 05:57	02/23/24 23:32	1
Copper	<0.0011		0.0020	0.0011	mg/L		02/23/24 05:57	02/23/24 23:32	1
Lead	<0.00021		0.0010	0.00021	mg/L		02/23/24 05:57	02/23/24 23:32	1
Nickel	<0.00042		0.0010	0.00042	mg/L		02/23/24 05:57	02/23/24 23:32	1
Selenium	<0.00099		0.0050	0.00099	mg/L		02/23/24 05:57	02/25/24 12:09	1
Silver	<0.00039		0.0010	0.00039	mg/L		02/23/24 05:57	02/23/24 23:32	1
Thallium	<0.00026		0.0010	0.00026	mg/L		02/23/24 05:57	02/23/24 23:32	1
Vanadium	<0.00063		0.0020	0.00063	mg/L		02/23/24 05:57	02/23/24 23:32	1
Zinc	<0.0028		0.0050	0.0028	mg/L		02/23/24 05:57	02/23/24 23:32	1

Method: SW846 7470A - Mercury

Analyte	Result	Qualifier	RL	MDL	Unit	D	Prepared	Analyzed	Dil Fac
Mercury	<0.000080		0.00020	0.000080	mg/L		02/26/24 14:41	02/27/24 11:23	1

General Chemistry

Analyte	Result	Qualifier	RL	MDL	Unit	D	Prepared	Analyzed	Dil Fac
Total Dissolved Solids (SM 2540C-2011)	**53**		10	10	mg/L			02/23/24 09:30	1

Client Sample ID: WAN-GWC-23

Lab Sample ID: 680-247011-9

Date Collected: 02/19/24 16:10

Matrix: Water

Date Received: 02/22/24 10:19

Method: EPA 300.0 - Anions, Ion Chromatography

Analyte	Result	Qualifier	RL	MDL	Unit	D	Prepared	Analyzed	Dil Fac
Fluoride	<0.20		0.40	0.20	mg/L			03/02/24 09:01	1
Chloride	**2.4**		1.0	0.20	mg/L			03/02/24 09:01	1
Sulfate	**1.5**		1.0	0.50	mg/L			03/02/24 09:01	1

Method: SW846 6020B - Metals (ICP/MS) - Total Recoverable

Analyte	Result	Qualifier	RL	MDL	Unit	D	Prepared	Analyzed	Dil Fac
Antimony	<0.00034		0.0020	0.00034	mg/L		02/23/24 05:57	02/23/24 23:36	1
Arsenic	<0.00086		0.0010	0.00086	mg/L		02/23/24 05:57	02/23/24 23:36	1
Barium	**0.0047**	**J**	0.010	0.00089	mg/L		02/23/24 05:57	02/23/24 23:36	1
Beryllium	<0.00020		0.0025	0.00020	mg/L		02/23/24 05:57	02/23/24 23:36	1
Boron	<0.022		0.080	0.022	mg/L		02/23/24 05:57	02/25/24 12:12	1
Cadmium	<0.000078		0.0025	0.000078	mg/L		02/23/24 05:57	02/23/24 23:36	1
Calcium	**3.8**		0.50	0.14	mg/L		02/23/24 05:57	02/23/24 23:36	1
Chromium	<0.0012		0.0020	0.0012	mg/L		02/23/24 05:57	02/25/24 12:12	1
Cobalt	<0.00022		0.0025	0.00022	mg/L		02/23/24 05:57	02/23/24 23:36	1
Copper	<0.0011		0.0020	0.0011	mg/L		02/23/24 05:57	02/23/24 23:36	1
Lead	**0.00034**	**J**	0.0010	0.00021	mg/L		02/23/24 05:57	02/23/24 23:36	1
Nickel	<0.00042		0.0010	0.00042	mg/L		02/23/24 05:57	02/23/24 23:36	1
Selenium	<0.00099		0.0050	0.00099	mg/L		02/23/24 05:57	02/25/24 12:12	1
Silver	<0.00039		0.0010	0.00039	mg/L		02/23/24 05:57	02/23/24 23:36	1
Thallium	<0.00026		0.0010	0.00026	mg/L		02/23/24 05:57	02/23/24 23:36	1
Vanadium	**0.00072**	**J**	0.0020	0.00063	mg/L		02/23/24 05:57	02/23/24 23:36	1
Zinc	<0.0028		0.0050	0.0028	mg/L		02/23/24 05:57	02/23/24 23:36	1

Client Sample ID: WAN-GWC-23

Lab Sample ID: 680-247011-9

Date Collected: 02/19/24 16:10

Matrix: Water

Date Received: 02/22/24 10:19

Method: SW846 7470A - Mercury

Analyte	Result	Qualifier	RL	MDL	Unit	D	Prepared	Analyzed	Dil Fac
Mercury	<0.000080		0.00020	0.000080	mg/L		02/26/24 14:41	02/27/24 11:25	1

General Chemistry

Analyte	Result	Qualifier	RL	MDL	Unit	D	Prepared	Analyzed	Dil Fac
Total Dissolved Solids (SM 2540C-2011)	43		10	10	mg/L			02/23/24 09:30	1

Client Sample ID: WAN-GWC-26

Lab Sample ID: 680-247011-10

Date Collected: 02/20/24 13:35

Matrix: Water

Date Received: 02/22/24 10:19

Method: EPA 300.0 - Anions, Ion Chromatography

Analyte	Result	Qualifier	RL	MDL	Unit	D	Prepared	Analyzed	Dil Fac
Fluoride	<0.20		0.40	0.20	mg/L			03/02/24 09:52	1
Chloride	3.6		1.0	0.20	mg/L			03/02/24 09:52	1
Sulfate	1.3		1.0	0.50	mg/L			03/02/24 09:52	1

Method: SW846 6020B - Metals (ICP/MS) - Total Recoverable

Analyte	Result	Qualifier	RL	MDL	Unit	D	Prepared	Analyzed	Dil Fac
Antimony	<0.00034		0.0020	0.00034	mg/L		02/23/24 05:57	02/23/24 23:48	1
Arsenic	<0.00086		0.0010	0.00086	mg/L		02/23/24 05:57	02/23/24 23:48	1
Barium	0.038		0.010	0.00089	mg/L		02/23/24 05:57	02/23/24 23:48	1
Beryllium	<0.00020		0.0025	0.00020	mg/L		02/23/24 05:57	02/23/24 23:48	1
Boron	<0.022		0.080	0.022	mg/L		02/23/24 05:57	02/25/24 12:15	1
Cadmium	<0.000078		0.0025	0.000078	mg/L		02/23/24 05:57	02/23/24 23:48	1
Calcium	1.8		0.50	0.14	mg/L		02/23/24 05:57	02/23/24 23:48	1
Chromium	<0.0012		0.0020	0.0012	mg/L		02/23/24 05:57	02/25/24 12:15	1
Cobalt	<0.00022		0.0025	0.00022	mg/L		02/23/24 05:57	02/23/24 23:48	1
Copper	<0.0011		0.0020	0.0011	mg/L		02/23/24 05:57	02/23/24 23:48	1
Lead	<0.00021		0.0010	0.00021	mg/L		02/23/24 05:57	02/23/24 23:48	1
Nickel	<0.00042		0.0010	0.00042	mg/L		02/23/24 05:57	02/23/24 23:48	1
Selenium	<0.00099		0.0050	0.00099	mg/L		02/23/24 05:57	02/25/24 12:15	1
Silver	<0.00039		0.0010	0.00039	mg/L		02/23/24 05:57	02/23/24 23:48	1
Thallium	<0.00026		0.0010	0.00026	mg/L		02/23/24 05:57	02/23/24 23:48	1
Vanadium	<0.00063		0.0020	0.00063	mg/L		02/23/24 05:57	02/23/24 23:48	1
Zinc	<0.0028		0.0050	0.0028	mg/L		02/23/24 05:57	02/23/24 23:48	1

Method: SW846 7470A - Mercury

Analyte	Result	Qualifier	RL	MDL	Unit	D	Prepared	Analyzed	Dil Fac
Mercury	<0.000080		0.00020	0.000080	mg/L		02/26/24 14:41	02/27/24 11:27	1

General Chemistry

Analyte	Result	Qualifier	RL	MDL	Unit	D	Prepared	Analyzed	Dil Fac
Total Dissolved Solids (SM 2540C-2011)	42		10	10	mg/L			02/26/24 11:53	1

Client Sample ID: WAN-GWC-27

Lab Sample ID: 680-247011-11

Date Collected: 02/20/24 15:25

Matrix: Water

Date Received: 02/22/24 10:19

Method: EPA 300.0 - Anions, Ion Chromatography

Analyte	Result	Qualifier	RL	MDL	Unit	D	Prepared	Analyzed	Dil Fac
Fluoride	**0.49**		0.40	0.20	mg/L			03/02/24 10:08	1
Chloride	**1.4**		1.0	0.20	mg/L			03/02/24 10:08	1
Sulfate	**2.5**		1.0	0.50	mg/L			03/02/24 10:08	1

Method: SW846 6020B - Metals (ICP/MS) - Total Recoverable

Analyte	Result	Qualifier	RL	MDL	Unit	D	Prepared	Analyzed	Dil Fac
Antimony	<0.00034		0.0020	0.00034	mg/L		02/23/24 05:57	02/24/24 00:08	1
Arsenic	<0.00086		0.0010	0.00086	mg/L		02/23/24 05:57	02/24/24 00:08	1
Barium	**0.013**		0.010	0.00089	mg/L		02/23/24 05:57	02/24/24 00:08	1
Beryllium	**0.0038**		0.0025	0.00020	mg/L		02/23/24 05:57	02/24/24 00:08	1
Boron	<0.022		0.080	0.022	mg/L		02/23/24 05:57	02/24/24 00:08	1
Cadmium	<0.000078		0.0025	0.000078	mg/L		02/23/24 05:57	02/24/24 00:08	1
Calcium	**1.7**		0.50	0.14	mg/L		02/23/24 05:57	02/24/24 00:08	1
Chromium	**0.0014**	**J B**	0.0020	0.0012	mg/L		02/23/24 05:57	02/24/24 00:08	1
Cobalt	**0.0010**	**J**	0.0025	0.00022	mg/L		02/23/24 05:57	02/24/24 00:08	1
Copper	<0.0011		0.0020	0.0011	mg/L		02/23/24 05:57	02/24/24 00:08	1
Lead	<0.00021		0.0010	0.00021	mg/L		02/23/24 05:57	02/24/24 00:08	1
Nickel	<0.00042		0.0010	0.00042	mg/L		02/23/24 05:57	02/24/24 00:08	1
Selenium	<0.00099		0.0050	0.00099	mg/L		02/23/24 05:57	02/24/24 00:08	1
Silver	<0.00039		0.0010	0.00039	mg/L		02/23/24 05:57	02/24/24 00:08	1
Thallium	<0.00026		0.0010	0.00026	mg/L		02/23/24 05:57	02/24/24 00:08	1
Vanadium	<0.00063		0.0020	0.00063	mg/L		02/23/24 05:57	02/24/24 00:08	1
Zinc	<0.0028		0.0050	0.0028	mg/L		02/23/24 05:57	02/24/24 00:08	1

Method: SW846 7470A - Mercury

Analyte	Result	Qualifier	RL	MDL	Unit	D	Prepared	Analyzed	Dil Fac
Mercury	<0.000080		0.00020	0.000080	mg/L		02/26/24 14:41	02/27/24 11:29	1

General Chemistry

Analyte	Result	Qualifier	RL	MDL	Unit	D	Prepared	Analyzed	Dil Fac
Total Dissolved Solids (SM 2540C-2011)	**40**		10	10	mg/L			02/26/24 11:53	1

Client Sample ID: WAN-GWC-32

Lab Sample ID: 680-247011-12

Date Collected: 02/20/24 13:35

Matrix: Water

Date Received: 02/22/24 10:19

Method: EPA 300.0 - Anions, Ion Chromatography

Analyte	Result	Qualifier	RL	MDL	Unit	D	Prepared	Analyzed	Dil Fac
Fluoride	**2.5**		0.40	0.20	mg/L			03/02/24 10:25	1
Chloride	**1.8**		1.0	0.20	mg/L			03/02/24 10:25	1
Sulfate	**11**		1.0	0.50	mg/L			03/02/24 10:25	1

Method: SW846 6020B - Metals (ICP/MS) - Total Recoverable

Analyte	Result	Qualifier	RL	MDL	Unit	D	Prepared	Analyzed	Dil Fac
Antimony	<0.00034		0.0020	0.00034	mg/L		02/23/24 05:57	02/24/24 00:29	1
Arsenic	<0.00086		0.0010	0.00086	mg/L		02/23/24 05:57	02/24/24 00:29	1
Barium	<0.00089		0.010	0.00089	mg/L		02/23/24 05:57	02/24/24 00:29	1
Beryllium	**0.0015**	**J**	0.0025	0.00020	mg/L		02/23/24 05:57	02/24/24 00:29	1
Boron	<0.022		0.080	0.022	mg/L		02/23/24 05:57	02/24/24 00:29	1
Cadmium	<0.000078		0.0025	0.000078	mg/L		02/23/24 05:57	02/24/24 00:29	1

Client Sample ID: WAN-GWC-32

Lab Sample ID: 680-247011-12

Date Collected: 02/20/24 13:35

Matrix: Water

Date Received: 02/22/24 10:19

Method: SW846 6020B - Metals (ICP/MS) - Total Recoverable (Continued)

Analyte	Result	Qualifier	RL	MDL	Unit	D	Prepared	Analyzed	Dil Fac
Calcium	**6.7**		0.50	0.14	mg/L		02/23/24 05:57	02/24/24 00:29	1
Chromium	**0.0019**	**J B**	0.0020	0.0012	mg/L		02/23/24 05:57	02/24/24 00:29	1
Cobalt	<0.00022		0.0025	0.00022	mg/L		02/23/24 05:57	02/24/24 00:29	1
Copper	<0.0011		0.0020	0.0011	mg/L		02/23/24 05:57	02/24/24 00:29	1
Lead	<0.00021		0.0010	0.00021	mg/L		02/23/24 05:57	02/24/24 00:29	1
Nickel	<0.00042		0.0010	0.00042	mg/L		02/23/24 05:57	02/24/24 00:29	1
Selenium	<0.00099		0.0050	0.00099	mg/L		02/23/24 05:57	02/24/24 00:29	1
Silver	<0.00039		0.0010	0.00039	mg/L		02/23/24 05:57	02/24/24 00:29	1
Thallium	<0.00026		0.0010	0.00026	mg/L		02/23/24 05:57	02/24/24 00:29	1
Vanadium	<0.00063		0.0020	0.00063	mg/L		02/23/24 05:57	02/24/24 00:29	1
Zinc	**0.028**		0.0050	0.0028	mg/L		02/23/24 05:57	02/24/24 00:29	1

Method: SW846 7470A - Mercury

Analyte	Result	Qualifier	RL	MDL	Unit	D	Prepared	Analyzed	Dil Fac
Mercury	<0.000080		0.00020	0.000080	mg/L		02/26/24 14:41	02/27/24 11:32	1

General Chemistry

Analyte	Result	Qualifier	RL	MDL	Unit	D	Prepared	Analyzed	Dil Fac
Total Dissolved Solids (SM 2540C-2011)	**83**		10	10	mg/L			02/27/24 15:11	1

Client Sample ID: WAN-GWC-33

Lab Sample ID: 680-247011-13

Date Collected: 02/20/24 16:00

Matrix: Water

Date Received: 02/22/24 10:19

Method: EPA 300.0 - Anions, Ion Chromatography

Analyte	Result	Qualifier	RL	MDL	Unit	D	Prepared	Analyzed	Dil Fac
Fluoride	**2.1**		0.40	0.20	mg/L			03/02/24 10:42	1
Chloride	**2.4**		1.0	0.20	mg/L			03/02/24 10:42	1
Sulfate	**11**		1.0	0.50	mg/L			03/02/24 10:42	1

Method: SW846 6020B - Metals (ICP/MS) - Total Recoverable

Analyte	Result	Qualifier	RL	MDL	Unit	D	Prepared	Analyzed	Dil Fac
Antimony	<0.00034		0.0020	0.00034	mg/L		02/23/24 05:57	02/24/24 00:33	1
Arsenic	<0.00086		0.0010	0.00086	mg/L		02/23/24 05:57	02/24/24 00:33	1
Barium	**0.0057**	**J**	0.010	0.00089	mg/L		02/23/24 05:57	02/24/24 00:33	1
Beryllium	**0.00029**	**J**	0.0025	0.00020	mg/L		02/23/24 05:57	02/24/24 00:33	1
Boron	<0.022		0.080	0.022	mg/L		02/23/24 05:57	02/24/24 00:33	1
Cadmium	<0.000078		0.0025	0.000078	mg/L		02/23/24 05:57	02/24/24 00:33	1
Calcium	**17**		0.50	0.14	mg/L		02/23/24 05:57	02/24/24 00:33	1
Chromium	**0.0025**	**B**	0.0020	0.0012	mg/L		02/23/24 05:57	02/24/24 00:33	1
Cobalt	<0.00022		0.0025	0.00022	mg/L		02/23/24 05:57	02/24/24 00:33	1
Copper	<0.0011		0.0020	0.0011	mg/L		02/23/24 05:57	02/24/24 00:33	1
Lead	<0.00021		0.0010	0.00021	mg/L		02/23/24 05:57	02/24/24 00:33	1
Nickel	<0.00042		0.0010	0.00042	mg/L		02/23/24 05:57	02/24/24 00:33	1
Selenium	<0.00099		0.0050	0.00099	mg/L		02/23/24 05:57	02/24/24 00:33	1
Silver	<0.00039		0.0010	0.00039	mg/L		02/23/24 05:57	02/24/24 00:33	1
Thallium	<0.00026		0.0010	0.00026	mg/L		02/23/24 05:57	02/24/24 00:33	1
Vanadium	<0.00063		0.0020	0.00063	mg/L		02/23/24 05:57	02/24/24 00:33	1
Zinc	<0.0028		0.0050	0.0028	mg/L		02/23/24 05:57	02/24/24 00:33	1

Client: Southern Company
Project/Site: Plant Wansley Landfill

Job ID: 680-246863-1

Client Sample ID: WAN-GWC-33

Lab Sample ID: 680-247011-13

Date Collected: 02/20/24 16:00

Matrix: Water

Date Received: 02/22/24 10:19

Method: SW846 7470A - Mercury

Analyte	Result	Qualifier	RL	MDL	Unit	D	Prepared	Analyzed	Dil Fac
Mercury	<0.000080		0.00020	0.000080	mg/L		02/26/24 14:41	02/27/24 11:34	1

General Chemistry

Analyte	Result	Qualifier	RL	MDL	Unit	D	Prepared	Analyzed	Dil Fac
Total Dissolved Solids (SM 2540C-2011)	97		10	10	mg/L			02/26/24 11:53	1

Client Sample ID: WAN-LF-FD-05

Lab Sample ID: 680-247011-14

Date Collected: 02/20/24 00:00

Matrix: Water

Date Received: 02/22/24 10:19

Method: EPA 300.0 - Anions, Ion Chromatography

Analyte	Result	Qualifier	RL	MDL	Unit	D	Prepared	Analyzed	Dil Fac
Fluoride	<0.20		0.40	0.20	mg/L			03/02/24 10:59	1
Chloride	2.5		1.0	0.20	mg/L			03/02/24 10:59	1
Sulfate	2.5		1.0	0.50	mg/L			03/02/24 10:59	1

Method: SW846 6020B - Metals (ICP/MS) - Total Recoverable

Analyte	Result	Qualifier	RL	MDL	Unit	D	Prepared	Analyzed	Dil Fac
Antimony	0.00064	J	0.0020	0.00034	mg/L		02/23/24 05:57	02/24/24 00:37	1
Arsenic	<0.00086		0.0010	0.00086	mg/L		02/23/24 05:57	02/24/24 00:37	1
Barium	0.036		0.010	0.00089	mg/L		02/23/24 05:57	02/24/24 00:37	1
Beryllium	<0.00020		0.0025	0.00020	mg/L		02/23/24 05:57	02/24/24 00:37	1
Boron	<0.022		0.080	0.022	mg/L		02/23/24 05:57	02/24/24 00:37	1
Cadmium	<0.000078		0.0025	0.000078	mg/L		02/23/24 05:57	02/24/24 00:37	1
Calcium	9.6		0.50	0.14	mg/L		02/23/24 05:57	02/24/24 00:37	1
Chromium	0.0018	J B	0.0020	0.0012	mg/L		02/23/24 05:57	02/24/24 00:37	1
Cobalt	<0.00022		0.0025	0.00022	mg/L		02/23/24 05:57	02/24/24 00:37	1
Copper	<0.0011		0.0020	0.0011	mg/L		02/23/24 05:57	02/24/24 00:37	1
Lead	<0.00021		0.0010	0.00021	mg/L		02/23/24 05:57	02/24/24 00:37	1
Nickel	<0.00042		0.0010	0.00042	mg/L		02/23/24 05:57	02/24/24 00:37	1
Selenium	<0.00099		0.0050	0.00099	mg/L		02/23/24 05:57	02/24/24 00:37	1
Silver	<0.00039		0.0010	0.00039	mg/L		02/23/24 05:57	02/24/24 00:37	1
Thallium	<0.00026		0.0010	0.00026	mg/L		02/23/24 05:57	02/24/24 00:37	1
Vanadium	0.0015	J	0.0020	0.00063	mg/L		02/23/24 05:57	02/24/24 00:37	1
Zinc	<0.0028		0.0050	0.0028	mg/L		02/23/24 05:57	02/24/24 00:37	1

Method: SW846 7470A - Mercury

Analyte	Result	Qualifier	RL	MDL	Unit	D	Prepared	Analyzed	Dil Fac
Mercury	<0.000080		0.00020	0.000080	mg/L		02/26/24 14:41	02/27/24 11:36	1

General Chemistry

Analyte	Result	Qualifier	RL	MDL	Unit	D	Prepared	Analyzed	Dil Fac
Total Dissolved Solids (SM 2540C-2011)	100		10	10	mg/L			02/26/24 11:53	1

Client Sample ID: WAN-LF-FB-10

Lab Sample ID: 680-247011-15

Date Collected: 02/20/24 10:10

Matrix: Water

Date Received: 02/22/24 10:19

Method: EPA 300.0 - Anions, Ion Chromatography

Analyte	Result	Qualifier	RL	MDL	Unit	D	Prepared	Analyzed	Dil Fac
Fluoride	<0.20		0.40	0.20	mg/L			03/02/24 11:16	1
Chloride	<0.20		1.0	0.20	mg/L			03/02/24 11:16	1
Sulfate	<0.50		1.0	0.50	mg/L			03/02/24 11:16	1

Method: SW846 6020B - Metals (ICP/MS) - Total Recoverable

Analyte	Result	Qualifier	RL	MDL	Unit	D	Prepared	Analyzed	Dil Fac
Antimony	<0.00034		0.0020	0.00034	mg/L		02/23/24 05:57	02/24/24 00:49	1
Arsenic	<0.00086		0.0010	0.00086	mg/L		02/23/24 05:57	02/24/24 00:49	1
Barium	<0.00089		0.010	0.00089	mg/L		02/23/24 05:57	02/24/24 00:49	1
Beryllium	<0.00020		0.0025	0.00020	mg/L		02/23/24 05:57	02/24/24 00:49	1
Boron	<0.022		0.080	0.022	mg/L		02/23/24 05:57	02/24/24 00:49	1
Cadmium	<0.000078		0.0025	0.000078	mg/L		02/23/24 05:57	02/24/24 00:49	1
Calcium	<0.14		0.50	0.14	mg/L		02/23/24 05:57	02/24/24 00:49	1
Chromium	**0.0014**	**J B**	0.0020	0.0012	mg/L		02/23/24 05:57	02/24/24 00:49	1
Cobalt	<0.00022		0.0025	0.00022	mg/L		02/23/24 05:57	02/24/24 00:49	1
Copper	<0.0011		0.0020	0.0011	mg/L		02/23/24 05:57	02/24/24 00:49	1
Lead	<0.00021		0.0010	0.00021	mg/L		02/23/24 05:57	02/24/24 00:49	1
Nickel	<0.00042		0.0010	0.00042	mg/L		02/23/24 05:57	02/24/24 00:49	1
Selenium	<0.00099		0.0050	0.00099	mg/L		02/23/24 05:57	02/24/24 00:49	1
Silver	<0.00039		0.0010	0.00039	mg/L		02/23/24 05:57	02/24/24 00:49	1
Thallium	<0.00026		0.0010	0.00026	mg/L		02/23/24 05:57	02/24/24 00:49	1
Vanadium	<0.00063		0.0020	0.00063	mg/L		02/23/24 05:57	02/24/24 00:49	1
Zinc	<0.0028		0.0050	0.0028	mg/L		02/23/24 05:57	02/24/24 00:49	1

Method: SW846 7470A - Mercury

Analyte	Result	Qualifier	RL	MDL	Unit	D	Prepared	Analyzed	Dil Fac
Mercury	<0.000080		0.00020	0.000080	mg/L		02/26/24 14:41	02/27/24 11:38	1

General Chemistry

Analyte	Result	Qualifier	RL	MDL	Unit	D	Prepared	Analyzed	Dil Fac
Total Dissolved Solids (SM 2540C-2011)	<10		10	10	mg/L			02/27/24 15:11	1

Client Sample ID: WAN-LF-EB-04

Lab Sample ID: 680-247011-16

Date Collected: 02/19/24 16:00

Matrix: Water

Date Received: 02/22/24 10:19

Method: EPA 300.0 - Anions, Ion Chromatography

Analyte	Result	Qualifier	RL	MDL	Unit	D	Prepared	Analyzed	Dil Fac
Fluoride	<0.20		0.40	0.20	mg/L			03/02/24 11:33	1
Chloride	**0.26**	**J**	1.0	0.20	mg/L			03/02/24 11:33	1
Sulfate	<0.50		1.0	0.50	mg/L			03/02/24 11:33	1

Method: SW846 6020B - Metals (ICP/MS) - Total Recoverable

Analyte	Result	Qualifier	RL	MDL	Unit	D	Prepared	Analyzed	Dil Fac
Antimony	<0.00034		0.0020	0.00034	mg/L		02/23/24 05:57	02/24/24 00:53	1
Arsenic	<0.00086		0.0010	0.00086	mg/L		02/23/24 05:57	02/24/24 00:53	1
Barium	<0.00089		0.010	0.00089	mg/L		02/23/24 05:57	02/24/24 00:53	1
Beryllium	<0.00020		0.0025	0.00020	mg/L		02/23/24 05:57	02/24/24 00:53	1
Boron	<0.022		0.080	0.022	mg/L		02/23/24 05:57	02/24/24 00:53	1
Cadmium	<0.000078		0.0025	0.000078	mg/L		02/23/24 05:57	02/24/24 00:53	1

Client Sample ID: WAN-LF-EB-04

Lab Sample ID: 680-247011-16

Date Collected: 02/19/24 16:00

Matrix: Water

Date Received: 02/22/24 10:19

Method: SW846 6020B - Metals (ICP/MS) - Total Recoverable (Continued)

Analyte	Result	Qualifier	RL	MDL	Unit	D	Prepared	Analyzed	Dil Fac
Calcium	<0.14		0.50	0.14	mg/L		02/23/24 05:57	02/24/24 00:53	1
Chromium	**0.0018**	**J B**	0.0020	0.0012	mg/L		02/23/24 05:57	02/24/24 00:53	1
Cobalt	<0.00022		0.0025	0.00022	mg/L		02/23/24 05:57	02/24/24 00:53	1
Copper	<0.0011		0.0020	0.0011	mg/L		02/23/24 05:57	02/24/24 00:53	1
Lead	<0.00021		0.0010	0.00021	mg/L		02/23/24 05:57	02/24/24 00:53	1
Nickel	<0.00042		0.0010	0.00042	mg/L		02/23/24 05:57	02/24/24 00:53	1
Selenium	<0.00099		0.0050	0.00099	mg/L		02/23/24 05:57	02/24/24 00:53	1
Silver	<0.00039		0.0010	0.00039	mg/L		02/23/24 05:57	02/24/24 00:53	1
Thallium	<0.00026		0.0010	0.00026	mg/L		02/23/24 05:57	02/24/24 00:53	1
Vanadium	**0.0011**	**J**	0.0020	0.00063	mg/L		02/23/24 05:57	02/24/24 00:53	1
Zinc	<0.0028		0.0050	0.0028	mg/L		02/23/24 05:57	02/24/24 00:53	1

Method: SW846 7470A - Mercury

Analyte	Result	Qualifier	RL	MDL	Unit	D	Prepared	Analyzed	Dil Fac
Mercury	<0.000080		0.00020	0.000080	mg/L		02/26/24 14:41	02/27/24 11:44	1

General Chemistry

Analyte	Result	Qualifier	RL	MDL	Unit	D	Prepared	Analyzed	Dil Fac
Total Dissolved Solids (SM 2540C-2011)	<10		10	10	mg/L			02/26/24 11:53	1

Client Sample ID: WAN-LF-EB-05

Lab Sample ID: 680-247011-17

Date Collected: 02/20/24 13:15

Matrix: Water

Date Received: 02/22/24 10:19

Method: EPA 300.0 - Anions, Ion Chromatography

Analyte	Result	Qualifier	RL	MDL	Unit	D	Prepared	Analyzed	Dil Fac
Fluoride	<0.20		0.40	0.20	mg/L			03/02/24 11:50	1
Chloride	**0.38**	**J**	1.0	0.20	mg/L			03/02/24 11:50	1
Sulfate	<0.50		1.0	0.50	mg/L			03/02/24 11:50	1

Method: SW846 6020B - Metals (ICP/MS) - Total Recoverable

Analyte	Result	Qualifier	RL	MDL	Unit	D	Prepared	Analyzed	Dil Fac
Antimony	<0.00034		0.0020	0.00034	mg/L		02/23/24 05:22	02/23/24 18:02	1
Arsenic	<0.00086		0.0010	0.00086	mg/L		02/23/24 05:22	02/23/24 18:02	1
Barium	<0.00089		0.010	0.00089	mg/L		02/23/24 05:22	02/23/24 18:02	1
Beryllium	<0.00020		0.0025	0.00020	mg/L		02/23/24 05:22	02/23/24 18:02	1
Boron	<0.022		0.080	0.022	mg/L		02/23/24 05:22	02/23/24 18:02	1
Cadmium	<0.000078		0.0025	0.000078	mg/L		02/23/24 05:22	02/23/24 18:02	1
Calcium	<0.14		0.50	0.14	mg/L		02/23/24 05:22	02/23/24 18:02	1
Chromium	<0.0012		0.0020	0.0012	mg/L		02/23/24 05:22	02/23/24 18:02	1
Cobalt	<0.00022		0.0025	0.00022	mg/L		02/23/24 05:22	02/23/24 18:02	1
Copper	<0.0011		0.0020	0.0011	mg/L		02/23/24 05:22	02/23/24 18:02	1
Lead	<0.00021		0.0010	0.00021	mg/L		02/23/24 05:22	02/23/24 18:02	1
Nickel	<0.00042		0.0010	0.00042	mg/L		02/23/24 05:22	02/23/24 18:02	1
Selenium	<0.00099		0.0050	0.00099	mg/L		02/23/24 05:22	02/23/24 18:02	1
Silver	<0.00039		0.0010	0.00039	mg/L		02/23/24 05:22	02/23/24 18:02	1
Thallium	<0.00026		0.0010	0.00026	mg/L		02/23/24 05:22	02/23/24 18:02	1
Vanadium	<0.00063		0.0020	0.00063	mg/L		02/23/24 05:22	02/23/24 18:02	1
Zinc	<0.0028		0.0050	0.0028	mg/L		02/23/24 05:22	02/23/24 18:02	1

Client Sample ID: WAN-LF-EB-05

Lab Sample ID: 680-247011-17

Date Collected: 02/20/24 13:15

Matrix: Water

Date Received: 02/22/24 10:19

Method: SW846 7470A - Mercury

Analyte	Result	Qualifier	RL	MDL	Unit	D	Prepared	Analyzed	Dil Fac
Mercury	<0.000080		0.00020	0.000080	mg/L		02/26/24 14:41	02/27/24 11:46	1

General Chemistry

Analyte	Result	Qualifier	RL	MDL	Unit	D	Prepared	Analyzed	Dil Fac
Total Dissolved Solids (SM 2540C-2011)	<10		10	10	mg/L			02/27/24 15:11	1

Client Sample ID: WAN-GWC-7

Lab Sample ID: 680-247150-1

Date Collected: 02/21/24 13:10

Matrix: Water

Date Received: 02/24/24 09:52

Method: EPA 300.0 - Anions, Ion Chromatography

Analyte	Result	Qualifier	RL	MDL	Unit	D	Prepared	Analyzed	Dil Fac
Fluoride	<1.0		2.0	1.0	mg/L			03/04/24 17:08	5
Chloride	**27**		5.0	1.0	mg/L			03/04/24 17:08	5
Sulfate	**45**		5.0	2.5	mg/L			03/04/24 17:08	5

Method: SW846 6020B - Metals (ICP/MS) - Total Recoverable

Analyte	Result	Qualifier	RL	MDL	Unit	D	Prepared	Analyzed	Dil Fac
Antimony	<0.00034		0.0020	0.00034	mg/L		02/27/24 04:59	02/27/24 19:38	1
Arsenic	<0.00086		0.0010	0.00086	mg/L		02/27/24 04:59	02/27/24 19:38	1
Barium	**0.066**		0.010	0.00089	mg/L		02/27/24 04:59	02/27/24 19:38	1
Beryllium	<0.00020		0.0025	0.00020	mg/L		02/27/24 04:59	02/27/24 19:38	1
Boron	**0.035**	**J**	0.080	0.022	mg/L		02/27/24 04:59	02/27/24 19:38	1
Cadmium	<0.000078		0.0025	0.000078	mg/L		02/27/24 04:59	02/27/24 19:38	1
Calcium	**44**		0.50	0.14	mg/L		02/27/24 04:59	02/27/24 19:38	1
Chromium	<0.0012		0.0020	0.0012	mg/L		02/27/24 04:59	02/27/24 19:38	1
Cobalt	**0.00076**	**J**	0.0025	0.00022	mg/L		02/27/24 04:59	02/27/24 19:38	1
Copper	<0.0011		0.0020	0.0011	mg/L		02/27/24 04:59	02/27/24 19:38	1
Lead	<0.00021		0.0010	0.00021	mg/L		02/27/24 04:59	02/27/24 19:38	1
Nickel	**0.0082**		0.0010	0.00042	mg/L		02/27/24 04:59	02/27/24 19:38	1
Selenium	<0.00099		0.0050	0.00099	mg/L		02/27/24 04:59	02/27/24 19:38	1
Silver	<0.00039		0.0010	0.00039	mg/L		02/27/24 04:59	02/27/24 19:38	1
Thallium	<0.00026		0.0010	0.00026	mg/L		02/27/24 04:59	02/27/24 19:38	1
Vanadium	**0.0029**		0.0020	0.00063	mg/L		02/27/24 04:59	02/27/24 19:38	1
Zinc	<0.0028		0.0050	0.0028	mg/L		02/27/24 04:59	02/27/24 19:38	1

Method: SW846 7470A - Mercury

Analyte	Result	Qualifier	RL	MDL	Unit	D	Prepared	Analyzed	Dil Fac
Mercury	<0.000080		0.00020	0.000080	mg/L		02/29/24 10:17	02/29/24 15:39	1

General Chemistry

Analyte	Result	Qualifier	RL	MDL	Unit	D	Prepared	Analyzed	Dil Fac
Total Dissolved Solids (SM 2540C-2011)	**350**		40	40	mg/L			02/27/24 21:02	1

Client: Southern Company
Project/Site: Plant Wansley Landfill

Job ID: 680-246863-1

Client Sample ID: WAN-GWC-8

Lab Sample ID: 680-247150-2

Date Collected: 02/21/24 11:55

Matrix: Water

Date Received: 02/24/24 09:52

Method: EPA 300.0 - Anions, Ion Chromatography

Analyte	Result	Qualifier	RL	MDL	Unit	D	Prepared	Analyzed	Dil Fac
Fluoride	<0.20		0.40	0.20	mg/L			03/04/24 17:24	1
Chloride	**3.0**		1.0	0.20	mg/L			03/04/24 17:24	1
Sulfate	**19**		1.0	0.50	mg/L			03/04/24 17:24	1

Method: SW846 6020B - Metals (ICP/MS) - Total Recoverable

Analyte	Result	Qualifier	RL	MDL	Unit	D	Prepared	Analyzed	Dil Fac
Antimony	<0.00034		0.0020	0.00034	mg/L		02/27/24 04:59	02/27/24 19:47	1
Arsenic	<0.00086		0.0010	0.00086	mg/L		02/27/24 04:59	02/27/24 19:47	1
Barium	**0.029**		0.010	0.00089	mg/L		02/27/24 04:59	02/27/24 19:47	1
Beryllium	<0.00020		0.0025	0.00020	mg/L		02/27/24 04:59	02/27/24 19:47	1
Boron	**0.036**	**J**	0.080	0.022	mg/L		02/27/24 04:59	02/27/24 19:47	1
Cadmium	<0.000078		0.0025	0.000078	mg/L		02/27/24 04:59	02/27/24 19:47	1
Calcium	**20**		0.50	0.14	mg/L		02/27/24 04:59	02/27/24 19:47	1
Chromium	<0.0012		0.0020	0.0012	mg/L		02/27/24 04:59	02/27/24 19:47	1
Cobalt	**0.0017**	**J**	0.0025	0.00022	mg/L		02/27/24 04:59	02/27/24 19:47	1
Copper	**0.0028**		0.0020	0.0011	mg/L		02/27/24 04:59	02/27/24 19:47	1
Lead	<0.00021		0.0010	0.00021	mg/L		02/27/24 04:59	02/27/24 19:47	1
Nickel	**0.0021**		0.0010	0.00042	mg/L		02/27/24 04:59	02/27/24 19:47	1
Selenium	<0.00099		0.0050	0.00099	mg/L		02/27/24 04:59	02/27/24 19:47	1
Silver	<0.00039		0.0010	0.00039	mg/L		02/27/24 04:59	02/27/24 19:47	1
Thallium	<0.00026		0.0010	0.00026	mg/L		02/27/24 04:59	02/27/24 19:47	1
Vanadium	**0.00079**	**J**	0.0020	0.00063	mg/L		02/27/24 04:59	02/27/24 19:47	1
Zinc	<0.0028		0.0050	0.0028	mg/L		02/27/24 04:59	02/27/24 19:47	1

Method: SW846 7470A - Mercury

Analyte	Result	Qualifier	RL	MDL	Unit	D	Prepared	Analyzed	Dil Fac
Mercury	<0.000080		0.00020	0.000080	mg/L		02/29/24 10:17	02/29/24 15:41	1

General Chemistry

Analyte	Result	Qualifier	RL	MDL	Unit	D	Prepared	Analyzed	Dil Fac
Total Dissolved Solids (SM 2540C-2011)	**130**		10	10	mg/L			02/27/24 21:02	1

Client Sample ID: WAN-GWC-15

Lab Sample ID: 680-247150-3

Date Collected: 02/21/24 15:40

Matrix: Water

Date Received: 02/24/24 09:52

Method: EPA 300.0 - Anions, Ion Chromatography

Analyte	Result	Qualifier	RL	MDL	Unit	D	Prepared	Analyzed	Dil Fac
Fluoride	<0.20		0.40	0.20	mg/L			03/04/24 17:41	1
Chloride	**6.4**		1.0	0.20	mg/L			03/04/24 17:41	1
Sulfate	**4.1**		1.0	0.50	mg/L			03/04/24 17:41	1

Method: SW846 6020B - Metals (ICP/MS) - Total Recoverable

Analyte	Result	Qualifier	RL	MDL	Unit	D	Prepared	Analyzed	Dil Fac
Antimony	<0.00034		0.0020	0.00034	mg/L		02/27/24 04:59	02/27/24 19:49	1
Arsenic	<0.00086		0.0010	0.00086	mg/L		02/27/24 04:59	02/27/24 19:49	1
Barium	**0.0095**	**J**	0.010	0.00089	mg/L		02/27/24 04:59	02/27/24 19:49	1
Beryllium	<0.00020		0.0025	0.00020	mg/L		02/27/24 04:59	02/27/24 19:49	1
Boron	**0.072**	**J**	0.080	0.022	mg/L		02/27/24 04:59	02/27/24 19:49	1
Cadmium	<0.000078		0.0025	0.000078	mg/L		02/27/24 04:59	02/27/24 19:49	1

Client Sample ID: WAN-GWC-15

Lab Sample ID: 680-247150-3

Date Collected: 02/21/24 15:40

Matrix: Water

Date Received: 02/24/24 09:52

Method: SW846 6020B - Metals (ICP/MS) - Total Recoverable (Continued)

Analyte	Result	Qualifier	RL	MDL	Unit	D	Prepared	Analyzed	Dil Fac
Calcium	**10**		0.50	0.14	mg/L		02/27/24 04:59	02/27/24 19:49	1
Chromium	<0.0012		0.0020	0.0012	mg/L		02/27/24 04:59	02/27/24 19:49	1
Cobalt	<0.00022		0.0025	0.00022	mg/L		02/27/24 04:59	02/27/24 19:49	1
Copper	<0.0011		0.0020	0.0011	mg/L		02/27/24 04:59	02/27/24 19:49	1
Lead	<0.00021		0.0010	0.00021	mg/L		02/27/24 04:59	02/27/24 19:49	1
Nickel	<0.00042		0.0010	0.00042	mg/L		02/27/24 04:59	02/27/24 19:49	1
Selenium	<0.00099		0.0050	0.00099	mg/L		02/27/24 04:59	02/27/24 19:49	1
Silver	<0.00039		0.0010	0.00039	mg/L		02/27/24 04:59	02/27/24 19:49	1
Thallium	<0.00026		0.0010	0.00026	mg/L		02/27/24 04:59	02/27/24 19:49	1
Vanadium	<0.00063		0.0020	0.00063	mg/L		02/27/24 04:59	02/27/24 19:49	1
Zinc	<0.0028		0.0050	0.0028	mg/L		02/27/24 04:59	02/27/24 19:49	1

Method: SW846 7470A - Mercury

Analyte	Result	Qualifier	RL	MDL	Unit	D	Prepared	Analyzed	Dil Fac
Mercury	<0.000080		0.00020	0.000080	mg/L		02/29/24 10:17	02/29/24 15:43	1

General Chemistry

Analyte	Result	Qualifier	RL	MDL	Unit	D	Prepared	Analyzed	Dil Fac
Total Dissolved Solids (SM 2540C-2011)	**89**		10	10	mg/L			02/27/24 21:02	1

Client Sample ID: WAN-GWC-16

Lab Sample ID: 680-247150-4

Date Collected: 02/21/24 14:15

Matrix: Water

Date Received: 02/24/24 09:52

Method: EPA 300.0 - Anions, Ion Chromatography

Analyte	Result	Qualifier	RL	MDL	Unit	D	Prepared	Analyzed	Dil Fac
Fluoride	<0.20		0.40	0.20	mg/L			03/04/24 17:58	1
Chloride	**2.0**		1.0	0.20	mg/L			03/04/24 17:58	1
Sulfate	<0.50		1.0	0.50	mg/L			03/04/24 17:58	1

Method: SW846 6020B - Metals (ICP/MS) - Total Recoverable

Analyte	Result	Qualifier	RL	MDL	Unit	D	Prepared	Analyzed	Dil Fac
Antimony	<0.00034		0.0020	0.00034	mg/L		02/27/24 04:59	02/27/24 19:52	1
Arsenic	<0.00086		0.0010	0.00086	mg/L		02/27/24 04:59	02/27/24 19:52	1
Barium	**0.020**		0.010	0.00089	mg/L		02/27/24 04:59	02/27/24 19:52	1
Beryllium	<0.00020		0.0025	0.00020	mg/L		02/27/24 04:59	02/27/24 19:52	1
Boron	<0.022		0.080	0.022	mg/L		02/27/24 04:59	02/27/24 19:52	1
Cadmium	<0.000078		0.0025	0.000078	mg/L		02/27/24 04:59	02/27/24 19:52	1
Calcium	**7.6**		0.50	0.14	mg/L		02/27/24 04:59	02/27/24 19:52	1
Chromium	**0.0013**	**J**	0.0020	0.0012	mg/L		02/27/24 04:59	02/27/24 19:52	1
Cobalt	<0.00022		0.0025	0.00022	mg/L		02/27/24 04:59	02/27/24 19:52	1
Copper	<0.0011		0.0020	0.0011	mg/L		02/27/24 04:59	02/27/24 19:52	1
Lead	<0.00021		0.0010	0.00021	mg/L		02/27/24 04:59	02/27/24 19:52	1
Nickel	**0.00045**	**J**	0.0010	0.00042	mg/L		02/27/24 04:59	02/27/24 19:52	1
Selenium	<0.00099		0.0050	0.00099	mg/L		02/27/24 04:59	02/27/24 19:52	1
Silver	<0.00039		0.0010	0.00039	mg/L		02/27/24 04:59	02/27/24 19:52	1
Thallium	<0.00026		0.0010	0.00026	mg/L		02/27/24 04:59	02/27/24 19:52	1
Vanadium	**0.0038**		0.0020	0.00063	mg/L		02/27/24 04:59	02/27/24 19:52	1
Zinc	<0.0028		0.0050	0.0028	mg/L		02/27/24 04:59	02/27/24 19:52	1

Client: Southern Company
Project/Site: Plant Wansley Landfill

Job ID: 680-246863-1

Client Sample ID: WAN-GWC-16

Lab Sample ID: 680-247150-4

Date Collected: 02/21/24 14:15

Matrix: Water

Date Received: 02/24/24 09:52

Method: SW846 7470A - Mercury

Analyte	Result	Qualifier	RL	MDL	Unit	D	Prepared	Analyzed	Dil Fac
Mercury	<0.000080		0.00020	0.000080	mg/L		02/29/24 10:17	02/29/24 15:50	1

General Chemistry

Analyte	Result	Qualifier	RL	MDL	Unit	D	Prepared	Analyzed	Dil Fac
Total Dissolved Solids (SM 2540C-2011)	**91**		10	10	mg/L			02/27/24 21:02	1

Client Sample ID: WAN-GWC-18

Lab Sample ID: 680-247150-5

Date Collected: 02/21/24 10:32

Matrix: Water

Date Received: 02/24/24 09:52

Method: EPA 300.0 - Anions, Ion Chromatography

Analyte	Result	Qualifier	RL	MDL	Unit	D	Prepared	Analyzed	Dil Fac
Fluoride	<0.20		0.40	0.20	mg/L			03/04/24 19:40	1
Chloride	**2.1**		1.0	0.20	mg/L			03/04/24 19:40	1
Sulfate	**1.1**		1.0	0.50	mg/L			03/04/24 19:40	1

Method: SW846 6020B - Metals (ICP/MS) - Total Recoverable

Analyte	Result	Qualifier	RL	MDL	Unit	D	Prepared	Analyzed	Dil Fac
Antimony	<0.00034		0.0020	0.00034	mg/L		02/27/24 04:59	02/27/24 19:55	1
Arsenic	<0.00086		0.0010	0.00086	mg/L		02/27/24 04:59	02/27/24 19:55	1
Barium	**0.045**		0.010	0.00089	mg/L		02/27/24 04:59	02/27/24 19:55	1
Beryllium	<0.00020		0.0025	0.00020	mg/L		02/27/24 04:59	02/27/24 19:55	1
Boron	<0.022		0.080	0.022	mg/L		02/27/24 04:59	02/27/24 19:55	1
Cadmium	<0.000078		0.0025	0.000078	mg/L		02/27/24 04:59	02/27/24 19:55	1
Calcium	**8.7**		0.50	0.14	mg/L		02/27/24 04:59	02/27/24 19:55	1
Chromium	<0.0012		0.0020	0.0012	mg/L		02/27/24 04:59	02/27/24 19:55	1
Cobalt	<0.00022		0.0025	0.00022	mg/L		02/27/24 04:59	02/27/24 19:55	1
Copper	<0.0011		0.0020	0.0011	mg/L		02/27/24 04:59	02/27/24 19:55	1
Lead	<0.00021		0.0010	0.00021	mg/L		02/27/24 04:59	02/27/24 19:55	1
Nickel	<0.00042		0.0010	0.00042	mg/L		02/27/24 04:59	02/27/24 19:55	1
Selenium	<0.00099		0.0050	0.00099	mg/L		02/27/24 04:59	02/27/24 19:55	1
Silver	<0.00039		0.0010	0.00039	mg/L		02/27/24 04:59	02/27/24 19:55	1
Thallium	<0.00026		0.0010	0.00026	mg/L		02/27/24 04:59	02/27/24 19:55	1
Vanadium	**0.00092**	**J**	0.0020	0.00063	mg/L		02/27/24 04:59	02/27/24 19:55	1
Zinc	<0.0028		0.0050	0.0028	mg/L		02/27/24 04:59	02/27/24 19:55	1

Method: SW846 7470A - Mercury

Analyte	Result	Qualifier	RL	MDL	Unit	D	Prepared	Analyzed	Dil Fac
Mercury	<0.000080		0.00020	0.000080	mg/L		02/29/24 10:17	02/29/24 15:52	1

General Chemistry

Analyte	Result	Qualifier	RL	MDL	Unit	D	Prepared	Analyzed	Dil Fac
Total Dissolved Solids (SM 2540C-2011)	**93**		10	10	mg/L			02/27/24 21:02	1

Client Sample ID: WAN-GWC-19

Lab Sample ID: 680-247150-6

Date Collected: 02/21/24 11:35

Matrix: Water

Date Received: 02/24/24 09:52

Method: EPA 300.0 - Anions, Ion Chromatography

Analyte	Result	Qualifier	RL	MDL	Unit	D	Prepared	Analyzed	Dil Fac
Fluoride	<0.20		0.40	0.20	mg/L			03/04/24 20:31	1
Chloride	**2.5**		1.0	0.20	mg/L			03/04/24 20:31	1
Sulfate	**1.2**		1.0	0.50	mg/L			03/04/24 20:31	1

Method: SW846 6020B - Metals (ICP/MS) - Total Recoverable

Analyte	Result	Qualifier	RL	MDL	Unit	D	Prepared	Analyzed	Dil Fac
Antimony	<0.00034		0.0020	0.00034	mg/L		02/27/24 05:05	02/27/24 19:58	1
Arsenic	<0.00086		0.0010	0.00086	mg/L		02/27/24 05:05	02/27/24 19:58	1
Barium	**0.15**		0.010	0.00089	mg/L		02/27/24 05:05	02/27/24 19:58	1
Beryllium	**0.00020**	**J**	0.0025	0.00020	mg/L		02/27/24 05:05	02/27/24 19:58	1
Boron	<0.022		0.080	0.022	mg/L		02/27/24 05:05	02/27/24 19:58	1
Cadmium	<0.000078		0.0025	0.000078	mg/L		02/27/24 05:05	02/27/24 19:58	1
Calcium	**11**		0.50	0.14	mg/L		02/27/24 05:05	02/27/24 19:58	1
Chromium	<0.0012		0.0020	0.0012	mg/L		02/27/24 05:05	02/27/24 19:58	1
Cobalt	**0.00030**	**J**	0.0025	0.00022	mg/L		02/27/24 05:05	02/27/24 19:58	1
Copper	<0.0011		0.0020	0.0011	mg/L		02/27/24 05:05	02/27/24 19:58	1
Lead	<0.00021		0.0010	0.00021	mg/L		02/27/24 05:05	02/27/24 19:58	1
Nickel	**0.0014**		0.0010	0.00042	mg/L		02/27/24 05:05	02/27/24 19:58	1
Selenium	<0.00099		0.0050	0.00099	mg/L		02/27/24 05:05	02/27/24 19:58	1
Silver	<0.00039		0.0010	0.00039	mg/L		02/27/24 05:05	02/27/24 19:58	1
Thallium	<0.00026		0.0010	0.00026	mg/L		02/27/24 05:05	02/27/24 19:58	1
Vanadium	<0.00063		0.0020	0.00063	mg/L		02/27/24 05:05	02/27/24 19:58	1
Zinc	**0.0065**		0.0050	0.0028	mg/L		02/27/24 05:05	02/27/24 19:58	1

Method: SW846 7470A - Mercury

Analyte	Result	Qualifier	RL	MDL	Unit	D	Prepared	Analyzed	Dil Fac
Mercury	<0.000080		0.00020	0.000080	mg/L		02/29/24 10:17	02/29/24 15:54	1

General Chemistry

Analyte	Result	Qualifier	RL	MDL	Unit	D	Prepared	Analyzed	Dil Fac
Total Dissolved Solids (SM 2540C-2011)	**81**		10	10	mg/L			02/27/24 21:02	1

Client Sample ID: WAN-GWC-24

Lab Sample ID: 680-247150-7

Date Collected: 02/22/24 11:15

Matrix: Water

Date Received: 02/24/24 09:52

Method: EPA 300.0 - Anions, Ion Chromatography

Analyte	Result	Qualifier	RL	MDL	Unit	D	Prepared	Analyzed	Dil Fac
Fluoride	<0.20		0.40	0.20	mg/L			03/04/24 20:48	1
Chloride	**5.5**		1.0	0.20	mg/L			03/04/24 20:48	1
Sulfate	**0.57**	**J**	1.0	0.50	mg/L			03/04/24 20:48	1

Method: SW846 6020B - Metals (ICP/MS) - Total Recoverable

Analyte	Result	Qualifier	RL	MDL	Unit	D	Prepared	Analyzed	Dil Fac
Antimony	**0.00037**	**J**	0.0020	0.00034	mg/L		02/27/24 04:52	02/27/24 17:55	1
Arsenic	<0.00086		0.0010	0.00086	mg/L		02/27/24 04:52	02/27/24 17:55	1
Barium	**0.022**		0.010	0.00089	mg/L		02/27/24 04:52	02/27/24 17:55	1
Beryllium	<0.00020		0.0025	0.00020	mg/L		02/27/24 04:52	02/27/24 17:55	1
Boron	<0.022		0.080	0.022	mg/L		02/27/24 04:52	02/27/24 17:55	1
Cadmium	<0.000078		0.0025	0.000078	mg/L		02/27/24 04:52	02/27/24 17:55	1

Client Sample ID: WAN-GWC-24

Lab Sample ID: 680-247150-7

Date Collected: 02/22/24 11:15

Matrix: Water

Date Received: 02/24/24 09:52

Method: SW846 6020B - Metals (ICP/MS) - Total Recoverable (Continued)

Analyte	Result	Qualifier	RL	MDL	Unit	D	Prepared	Analyzed	Dil Fac
Calcium	**1.4**		0.50	0.14	mg/L		02/27/24 04:52	02/27/24 17:55	1
Chromium	<0.0012		0.0020	0.0012	mg/L		02/27/24 04:52	02/27/24 17:55	1
Cobalt	**0.0045**		0.0025	0.00022	mg/L		02/27/24 04:52	02/27/24 17:55	1
Copper	<0.0011		0.0020	0.0011	mg/L		02/27/24 04:52	02/27/24 17:55	1
Lead	**0.00039**	**J**	0.0010	0.00021	mg/L		02/27/24 04:52	02/27/24 17:55	1
Nickel	**0.0034**		0.0010	0.00042	mg/L		02/27/24 04:52	02/27/24 17:55	1
Selenium	<0.00099		0.0050	0.00099	mg/L		02/27/24 04:52	02/27/24 17:55	1
Silver	<0.00039		0.0010	0.00039	mg/L		02/27/24 04:52	02/27/24 17:55	1
Thallium	<0.00026		0.0010	0.00026	mg/L		02/27/24 04:52	02/27/24 17:55	1
Vanadium	<0.00063		0.0020	0.00063	mg/L		02/27/24 04:52	02/27/24 17:55	1
Zinc	**0.024**		0.0050	0.0028	mg/L		02/27/24 04:52	02/27/24 17:55	1

Method: SW846 7470A - Mercury

Analyte	Result	Qualifier	RL	MDL	Unit	D	Prepared	Analyzed	Dil Fac
Mercury	<0.000080		0.00020	0.000080	mg/L		02/29/24 10:17	02/29/24 15:56	1

General Chemistry

Analyte	Result	Qualifier	RL	MDL	Unit	D	Prepared	Analyzed	Dil Fac
Total Dissolved Solids (SM 2540C-2011)	**45**		10	10	mg/L			02/27/24 21:02	1

Client Sample ID: WAN-GWC-25

Lab Sample ID: 680-247150-8

Date Collected: 02/21/24 14:35

Matrix: Water

Date Received: 02/24/24 09:52

Method: EPA 300.0 - Anions, Ion Chromatography

Analyte	Result	Qualifier	RL	MDL	Unit	D	Prepared	Analyzed	Dil Fac
Fluoride	<0.20		0.40	0.20	mg/L			03/04/24 21:04	1
Chloride	**8.3**		1.0	0.20	mg/L			03/04/24 21:04	1
Sulfate	**9.6**		1.0	0.50	mg/L			03/04/24 21:04	1

Method: SW846 6020B - Metals (ICP/MS) - Total Recoverable

Analyte	Result	Qualifier	RL	MDL	Unit	D	Prepared	Analyzed	Dil Fac
Antimony	<0.00034		0.0020	0.00034	mg/L		02/27/24 04:52	02/27/24 16:44	1
Arsenic	<0.00086		0.0010	0.00086	mg/L		02/27/24 04:52	02/27/24 16:44	1
Barium	**0.026**		0.010	0.00089	mg/L		02/27/24 04:52	02/27/24 16:44	1
Beryllium	<0.00020		0.0025	0.00020	mg/L		02/27/24 04:52	02/27/24 16:44	1
Boron	<0.022		0.080	0.022	mg/L		02/27/24 04:52	02/27/24 16:44	1
Cadmium	<0.000078		0.0025	0.000078	mg/L		02/27/24 04:52	02/27/24 16:44	1
Calcium	**8.3**		0.50	0.14	mg/L		02/27/24 04:52	02/27/24 16:44	1
Chromium	<0.0012		0.0020	0.0012	mg/L		02/27/24 04:52	02/27/24 16:44	1
Cobalt	**0.0035**		0.0025	0.00022	mg/L		02/27/24 04:52	02/27/24 16:44	1
Copper	<0.0011		0.0020	0.0011	mg/L		02/27/24 04:52	02/27/24 16:44	1
Lead	<0.00021		0.0010	0.00021	mg/L		02/27/24 04:52	02/27/24 16:44	1
Nickel	**0.0038**		0.0010	0.00042	mg/L		02/27/24 04:52	02/27/24 16:44	1
Selenium	<0.00099		0.0050	0.00099	mg/L		02/27/24 04:52	02/27/24 16:44	1
Silver	<0.00039		0.0010	0.00039	mg/L		02/27/24 04:52	02/27/24 16:44	1
Thallium	<0.00026		0.0010	0.00026	mg/L		02/27/24 04:52	02/27/24 16:44	1
Vanadium	<0.00063		0.0020	0.00063	mg/L		02/27/24 04:52	02/27/24 16:44	1
Zinc	**0.0042**	**J**	0.0050	0.0028	mg/L		02/27/24 04:52	02/27/24 16:44	1

Client Sample ID: WAN-GWC-25

Lab Sample ID: 680-247150-8

Date Collected: 02/21/24 14:35

Matrix: Water

Date Received: 02/24/24 09:52

Method: SW846 7470A - Mercury

Analyte	Result	Qualifier	RL	MDL	Unit	D	Prepared	Analyzed	Dil Fac
Mercury	<0.000080		0.00020	0.000080	mg/L		02/29/24 11:15	02/29/24 16:53	1

General Chemistry

Analyte	Result	Qualifier	RL	MDL	Unit	D	Prepared	Analyzed	Dil Fac
Total Dissolved Solids (SM 2540C-2011)	82		10	10	mg/L			02/27/24 21:02	1

Client Sample ID: WAN-GWC-30

Lab Sample ID: 680-247150-9

Date Collected: 02/21/24 15:50

Matrix: Water

Date Received: 02/24/24 09:52

Method: EPA 300.0 - Anions, Ion Chromatography

Analyte	Result	Qualifier	RL	MDL	Unit	D	Prepared	Analyzed	Dil Fac
Fluoride	<0.20		0.40	0.20	mg/L			03/04/24 21:21	1
Chloride	1.8		1.0	0.20	mg/L			03/04/24 21:21	1
Sulfate	2.5		1.0	0.50	mg/L			03/04/24 21:21	1

Method: SW846 6020B - Metals (ICP/MS) - Total Recoverable

Analyte	Result	Qualifier	RL	MDL	Unit	D	Prepared	Analyzed	Dil Fac
Antimony	<0.00034		0.0020	0.00034	mg/L		02/27/24 04:52	02/27/24 17:32	1
Arsenic	<0.00086		0.0010	0.00086	mg/L		02/27/24 04:52	02/27/24 17:32	1
Barium	0.0089	J	0.010	0.00089	mg/L		02/27/24 04:52	02/27/24 17:32	1
Beryllium	<0.00020		0.0025	0.00020	mg/L		02/27/24 04:52	02/27/24 17:32	1
Boron	0.046	J	0.080	0.022	mg/L		02/27/24 04:52	02/27/24 17:32	1
Cadmium	<0.000078		0.0025	0.000078	mg/L		02/27/24 04:52	02/27/24 17:32	1
Calcium	4.0		0.50	0.14	mg/L		02/27/24 04:52	02/27/24 17:32	1
Chromium	<0.0012		0.0020	0.0012	mg/L		02/27/24 04:52	02/27/24 17:32	1
Cobalt	<0.00022		0.0025	0.00022	mg/L		02/27/24 04:52	02/27/24 17:32	1
Copper	<0.0011		0.0020	0.0011	mg/L		02/27/24 04:52	02/27/24 17:32	1
Lead	<0.00021		0.0010	0.00021	mg/L		02/27/24 04:52	02/27/24 17:32	1
Nickel	<0.00042		0.0010	0.00042	mg/L		02/27/24 04:52	02/27/24 17:32	1
Selenium	<0.00099		0.0050	0.00099	mg/L		02/27/24 04:52	02/27/24 17:32	1
Silver	<0.00039		0.0010	0.00039	mg/L		02/27/24 04:52	02/27/24 17:32	1
Thallium	<0.00026		0.0010	0.00026	mg/L		02/27/24 04:52	02/27/24 17:32	1
Vanadium	0.0011	J	0.0020	0.00063	mg/L		02/27/24 04:52	02/27/24 17:32	1
Zinc	<0.0028		0.0050	0.0028	mg/L		02/27/24 04:52	02/27/24 17:32	1

Method: SW846 7470A - Mercury

Analyte	Result	Qualifier	RL	MDL	Unit	D	Prepared	Analyzed	Dil Fac
Mercury	<0.000080		0.00020	0.000080	mg/L		02/29/24 12:33	02/29/24 17:04	1

General Chemistry

Analyte	Result	Qualifier	RL	MDL	Unit	D	Prepared	Analyzed	Dil Fac
Total Dissolved Solids (SM 2540C-2011)	56		10	10	mg/L			02/27/24 21:02	1

Client Sample ID: WAN-GWC-31

Lab Sample ID: 680-247150-10

Date Collected: 02/21/24 16:20

Matrix: Water

Date Received: 02/24/24 09:52

Method: EPA 300.0 - Anions, Ion Chromatography

Analyte	Result	Qualifier	RL	MDL	Unit	D	Prepared	Analyzed	Dil Fac
Fluoride	**1.5**		0.40	0.20	mg/L			03/04/24 21:38	1
Chloride	**1.6**		1.0	0.20	mg/L			03/04/24 21:38	1
Sulfate	**11**		1.0	0.50	mg/L			03/04/24 21:38	1

Method: SW846 6020B - Metals (ICP/MS) - Total Recoverable

Analyte	Result	Qualifier	RL	MDL	Unit	D	Prepared	Analyzed	Dil Fac
Antimony	<0.00034		0.0020	0.00034	mg/L		02/27/24 04:52	02/27/24 17:35	1
Arsenic	<0.00086		0.0010	0.00086	mg/L		02/27/24 04:52	02/27/24 17:35	1
Barium	**0.0013**	**J**	0.010	0.00089	mg/L		02/27/24 04:52	02/27/24 17:35	1
Beryllium	**0.00029**	**J**	0.0025	0.00020	mg/L		02/27/24 04:52	02/27/24 17:35	1
Boron	**0.034**	**J**	0.080	0.022	mg/L		02/27/24 04:52	02/27/24 17:35	1
Cadmium	<0.000078		0.0025	0.000078	mg/L		02/27/24 04:52	02/27/24 17:35	1
Calcium	**7.1**		0.50	0.14	mg/L		02/27/24 04:52	02/27/24 17:35	1
Chromium	<0.0012		0.0020	0.0012	mg/L		02/27/24 04:52	02/27/24 17:35	1
Cobalt	<0.00022		0.0025	0.00022	mg/L		02/27/24 04:52	02/27/24 17:35	1
Copper	**0.0013**	**J**	0.0020	0.0011	mg/L		02/27/24 04:52	02/27/24 17:35	1
Lead	**0.00071**	**J**	0.0010	0.00021	mg/L		02/27/24 04:52	02/27/24 17:35	1
Nickel	**0.0016**		0.0010	0.00042	mg/L		02/27/24 04:52	02/27/24 17:35	1
Selenium	<0.00099		0.0050	0.00099	mg/L		02/27/24 04:52	02/27/24 17:35	1
Silver	<0.00039		0.0010	0.00039	mg/L		02/27/24 04:52	02/27/24 17:35	1
Thallium	<0.00026		0.0010	0.00026	mg/L		02/27/24 04:52	02/27/24 17:35	1
Vanadium	**0.00064**	**J**	0.0020	0.00063	mg/L		02/27/24 04:52	02/27/24 17:35	1
Zinc	**0.0041**	**J**	0.0050	0.0028	mg/L		02/27/24 04:52	02/27/24 17:35	1

Method: SW846 7470A - Mercury

Analyte	Result	Qualifier	RL	MDL	Unit	D	Prepared	Analyzed	Dil Fac
Mercury	<0.000080		0.00020	0.000080	mg/L		02/29/24 12:33	02/29/24 17:10	1

General Chemistry

Analyte	Result	Qualifier	RL	MDL	Unit	D	Prepared	Analyzed	Dil Fac
Total Dissolved Solids (SM 2540C-2011)	**90**		10	10	mg/L			02/27/24 21:02	1

Client Sample ID: WAN-GWC-34

Lab Sample ID: 680-247150-11

Date Collected: 02/22/24 10:13

Matrix: Water

Date Received: 02/24/24 09:52

Method: EPA 300.0 - Anions, Ion Chromatography

Analyte	Result	Qualifier	RL	MDL	Unit	D	Prepared	Analyzed	Dil Fac
Fluoride	<0.20		0.40	0.20	mg/L			03/04/24 21:55	1
Chloride	**1.6**		1.0	0.20	mg/L			03/04/24 21:55	1
Sulfate	**2.5**		1.0	0.50	mg/L			03/04/24 21:55	1

Method: SW846 6020B - Metals (ICP/MS) - Total Recoverable

Analyte	Result	Qualifier	RL	MDL	Unit	D	Prepared	Analyzed	Dil Fac
Antimony	<0.00034		0.0020	0.00034	mg/L		02/27/24 04:52	02/27/24 17:38	1
Arsenic	<0.00086		0.0010	0.00086	mg/L		02/27/24 04:52	02/27/24 17:38	1
Barium	**0.016**		0.010	0.00089	mg/L		02/27/24 04:52	02/27/24 17:38	1
Beryllium	<0.00020		0.0025	0.00020	mg/L		02/27/24 04:52	02/27/24 17:38	1
Boron	<0.022		0.080	0.022	mg/L		02/27/24 04:52	02/27/24 17:38	1
Cadmium	**0.00020**	**J**	0.0025	0.000078	mg/L		02/27/24 04:52	02/27/24 17:38	1

Client: Southern Company
Project/Site: Plant Wansley Landfill

Job ID: 680-246863-1

Client Sample ID: WAN-GWC-34

Lab Sample ID: 680-247150-11

Date Collected: 02/22/24 10:13

Matrix: Water

Date Received: 02/24/24 09:52

Method: SW846 6020B - Metals (ICP/MS) - Total Recoverable (Continued)

Analyte	Result	Qualifier	RL	MDL	Unit	D	Prepared	Analyzed	Dil Fac
Calcium	**3.7**		0.50	0.14	mg/L		02/27/24 04:52	02/27/24 17:38	1
Chromium	<0.0012		0.0020	0.0012	mg/L		02/27/24 04:52	02/27/24 17:38	1
Cobalt	<0.00022		0.0025	0.00022	mg/L		02/27/24 04:52	02/27/24 17:38	1
Copper	**0.0023**		0.0020	0.0011	mg/L		02/27/24 04:52	02/27/24 17:38	1
Lead	<0.00021		0.0010	0.00021	mg/L		02/27/24 04:52	02/27/24 17:38	1
Nickel	**0.00065**	**J**	0.0010	0.00042	mg/L		02/27/24 04:52	02/27/24 17:38	1
Selenium	<0.00099		0.0050	0.00099	mg/L		02/27/24 04:52	02/27/24 17:38	1
Silver	<0.00039		0.0010	0.00039	mg/L		02/27/24 04:52	02/27/24 17:38	1
Thallium	<0.00026		0.0010	0.00026	mg/L		02/27/24 04:52	02/27/24 17:38	1
Vanadium	<0.00063		0.0020	0.00063	mg/L		02/27/24 04:52	02/27/24 17:38	1
Zinc	<0.0028		0.0050	0.0028	mg/L		02/27/24 04:52	02/27/24 17:38	1

Method: SW846 7470A - Mercury

Analyte	Result	Qualifier	RL	MDL	Unit	D	Prepared	Analyzed	Dil Fac
Mercury	<0.000080		0.00020	0.000080	mg/L		02/29/24 12:33	02/29/24 17:12	1

General Chemistry

Analyte	Result	Qualifier	RL	MDL	Unit	D	Prepared	Analyzed	Dil Fac
Total Dissolved Solids (SM 2540C-2011)	**56**		10	10	mg/L			02/27/24 21:02	1

Client Sample ID: WAN-GWC-35

Lab Sample ID: 680-247150-12

Date Collected: 02/22/24 10:55

Matrix: Water

Date Received: 02/24/24 09:52

Method: EPA 300.0 - Anions, Ion Chromatography

Analyte	Result	Qualifier	RL	MDL	Unit	D	Prepared	Analyzed	Dil Fac
Fluoride	<0.20		0.40	0.20	mg/L			03/04/24 22:12	1
Chloride	**19**		1.0	0.20	mg/L			03/04/24 22:12	1
Sulfate	**4.7**		1.0	0.50	mg/L			03/04/24 22:12	1

Method: SW846 6020B - Metals (ICP/MS) - Total Recoverable

Analyte	Result	Qualifier	RL	MDL	Unit	D	Prepared	Analyzed	Dil Fac
Antimony	<0.00034		0.0020	0.00034	mg/L		02/27/24 04:52	02/27/24 17:47	1
Arsenic	<0.00086		0.0010	0.00086	mg/L		02/27/24 04:52	02/27/24 17:47	1
Barium	**0.046**		0.010	0.00089	mg/L		02/27/24 04:52	02/27/24 17:47	1
Beryllium	<0.00020		0.0025	0.00020	mg/L		02/27/24 04:52	02/27/24 17:47	1
Boron	**0.060**	**J**	0.080	0.022	mg/L		02/27/24 04:52	02/27/24 17:47	1
Cadmium	<0.000078		0.0025	0.000078	mg/L		02/27/24 04:52	02/27/24 17:47	1
Calcium	**4.9**		0.50	0.14	mg/L		02/27/24 04:52	02/27/24 17:47	1
Chromium	<0.0012		0.0020	0.0012	mg/L		02/27/24 04:52	02/27/24 17:47	1
Cobalt	**0.00032**	**J**	0.0025	0.00022	mg/L		02/27/24 04:52	02/27/24 17:47	1
Copper	<0.0011		0.0020	0.0011	mg/L		02/27/24 04:52	02/27/24 17:47	1
Lead	<0.00021		0.0010	0.00021	mg/L		02/27/24 04:52	02/27/24 17:47	1
Nickel	**0.0019**		0.0010	0.00042	mg/L		02/27/24 04:52	02/27/24 17:47	1
Selenium	<0.00099		0.0050	0.00099	mg/L		02/27/24 04:52	02/27/24 17:47	1
Silver	<0.00039		0.0010	0.00039	mg/L		02/27/24 04:52	02/27/24 17:47	1
Thallium	<0.00026		0.0010	0.00026	mg/L		02/27/24 04:52	02/27/24 17:47	1
Vanadium	<0.00063		0.0020	0.00063	mg/L		02/27/24 04:52	02/27/24 17:47	1
Zinc	<0.0028		0.0050	0.0028	mg/L		02/27/24 04:52	02/27/24 17:47	1

Client: Southern Company
Project/Site: Plant Wansley Landfill

Job ID: 680-246863-1

Client Sample ID: WAN-GWC-35

Lab Sample ID: 680-247150-12

Date Collected: 02/22/24 10:55

Matrix: Water

Date Received: 02/24/24 09:52

Method: SW846 7470A - Mercury

Analyte	Result	Qualifier	RL	MDL	Unit	D	Prepared	Analyzed	Dil Fac
Mercury	<0.000080		0.00020	0.000080	mg/L		02/29/24 12:33	02/29/24 17:14	1

General Chemistry

Analyte	Result	Qualifier	RL	MDL	Unit	D	Prepared	Analyzed	Dil Fac
Total Dissolved Solids (SM 2540C-2011)	81		10	10	mg/L			02/27/24 21:02	1

Client Sample ID: WAN-LF-FB-11

Lab Sample ID: 680-247150-13

Date Collected: 02/21/24 11:55

Matrix: Water

Date Received: 02/24/24 09:52

Method: EPA 300.0 - Anions, Ion Chromatography

Analyte	Result	Qualifier	RL	MDL	Unit	D	Prepared	Analyzed	Dil Fac
Fluoride	<0.20		0.40	0.20	mg/L			03/04/24 23:37	1
Chloride	<0.20		1.0	0.20	mg/L			03/04/24 23:37	1
Sulfate	<0.50		1.0	0.50	mg/L			03/04/24 23:37	1

Method: SW846 6020B - Metals (ICP/MS) - Total Recoverable

Analyte	Result	Qualifier	RL	MDL	Unit	D	Prepared	Analyzed	Dil Fac
Antimony	<0.00034		0.0020	0.00034	mg/L		02/27/24 04:52	02/27/24 17:50	1
Arsenic	<0.00086		0.0010	0.00086	mg/L		02/27/24 04:52	02/27/24 17:50	1
Barium	<0.00089		0.010	0.00089	mg/L		02/27/24 04:52	02/27/24 17:50	1
Beryllium	<0.00020		0.0025	0.00020	mg/L		02/27/24 04:52	02/27/24 17:50	1
Boron	<0.022		0.080	0.022	mg/L		02/27/24 04:52	02/27/24 17:50	1
Cadmium	<0.000078		0.0025	0.000078	mg/L		02/27/24 04:52	02/27/24 17:50	1
Calcium	<0.14		0.50	0.14	mg/L		02/27/24 04:52	02/27/24 17:50	1
Chromium	<0.0012		0.0020	0.0012	mg/L		02/27/24 04:52	02/27/24 17:50	1
Cobalt	<0.00022		0.0025	0.00022	mg/L		02/27/24 04:52	02/27/24 17:50	1
Copper	<0.0011		0.0020	0.0011	mg/L		02/27/24 04:52	02/27/24 17:50	1
Lead	<0.00021		0.0010	0.00021	mg/L		02/27/24 04:52	02/27/24 17:50	1
Nickel	<0.00042		0.0010	0.00042	mg/L		02/27/24 04:52	02/27/24 17:50	1
Selenium	<0.00099		0.0050	0.00099	mg/L		02/27/24 04:52	02/27/24 17:50	1
Silver	<0.00039		0.0010	0.00039	mg/L		02/27/24 04:52	02/27/24 17:50	1
Thallium	<0.00026		0.0010	0.00026	mg/L		02/27/24 04:52	02/27/24 17:50	1
Vanadium	<0.00063		0.0020	0.00063	mg/L		02/27/24 04:52	02/27/24 17:50	1
Zinc	<0.0028		0.0050	0.0028	mg/L		02/27/24 04:52	02/27/24 17:50	1

Method: SW846 7470A - Mercury

Analyte	Result	Qualifier	RL	MDL	Unit	D	Prepared	Analyzed	Dil Fac
Mercury	<0.000080		0.00020	0.000080	mg/L		02/29/24 12:33	02/29/24 17:16	1

General Chemistry

Analyte	Result	Qualifier	RL	MDL	Unit	D	Prepared	Analyzed	Dil Fac
Total Dissolved Solids (SM 2540C-2011)	<10		10	10	mg/L			02/27/24 21:02	1

Client Sample ID: WAN-LF-EB-06

Lab Sample ID: 680-247150-14

Date Collected: 02/21/24 10:20

Matrix: Water

Date Received: 02/24/24 09:52

Method: EPA 300.0 - Anions, Ion Chromatography

Analyte	Result	Qualifier	RL	MDL	Unit	D	Prepared	Analyzed	Dil Fac
Fluoride	<0.20		0.40	0.20	mg/L			03/05/24 04:24	1
Chloride	<0.20		1.0	0.20	mg/L			03/05/24 04:24	1
Sulfate	<0.50		1.0	0.50	mg/L			03/05/24 04:24	1

Method: SW846 6020B - Metals (ICP/MS) - Total Recoverable

Analyte	Result	Qualifier	RL	MDL	Unit	D	Prepared	Analyzed	Dil Fac
Antimony	<0.00034		0.0020	0.00034	mg/L		02/27/24 04:52	02/27/24 17:52	1
Arsenic	<0.00086		0.0010	0.00086	mg/L		02/27/24 04:52	02/27/24 17:52	1
Barium	<0.00089		0.010	0.00089	mg/L		02/27/24 04:52	02/27/24 17:52	1
Beryllium	<0.00020		0.0025	0.00020	mg/L		02/27/24 04:52	02/27/24 17:52	1
Boron	<0.022		0.080	0.022	mg/L		02/27/24 04:52	02/27/24 17:52	1
Cadmium	<0.000078		0.0025	0.000078	mg/L		02/27/24 04:52	02/27/24 17:52	1
Calcium	<0.14		0.50	0.14	mg/L		02/27/24 04:52	02/27/24 17:52	1
Chromium	<0.0012		0.0020	0.0012	mg/L		02/27/24 04:52	02/27/24 17:52	1
Cobalt	<0.00022		0.0025	0.00022	mg/L		02/27/24 04:52	02/27/24 17:52	1
Copper	<0.0011		0.0020	0.0011	mg/L		02/27/24 04:52	02/27/24 17:52	1
Lead	<0.00021		0.0010	0.00021	mg/L		02/27/24 04:52	02/27/24 17:52	1
Nickel	<0.00042		0.0010	0.00042	mg/L		02/27/24 04:52	02/27/24 17:52	1
Selenium	<0.00099		0.0050	0.00099	mg/L		02/27/24 04:52	02/27/24 17:52	1
Silver	<0.00039		0.0010	0.00039	mg/L		02/27/24 04:52	02/27/24 17:52	1
Thallium	<0.00026		0.0010	0.00026	mg/L		02/27/24 04:52	02/27/24 17:52	1
Vanadium	<0.00063		0.0020	0.00063	mg/L		02/27/24 04:52	02/27/24 17:52	1
Zinc	**0.0032**	**J**	0.0050	0.0028	mg/L		02/27/24 04:52	02/27/24 17:52	1

Method: SW846 7470A - Mercury

Analyte	Result	Qualifier	RL	MDL	Unit	D	Prepared	Analyzed	Dil Fac
Mercury	<0.000080		0.00020	0.000080	mg/L		02/29/24 12:33	02/29/24 17:18	1

General Chemistry

Analyte	Result	Qualifier	RL	MDL	Unit	D	Prepared	Analyzed	Dil Fac
Total Dissolved Solids (SM 2540C-2011)	<10		10	10	mg/L			02/27/24 21:02	1

Client Sample ID: WAN-LF-EB-07

Lab Sample ID: 680-247150-15

Date Collected: 02/22/24 10:00

Matrix: Water

Date Received: 02/24/24 09:52

Method: EPA 300.0 - Anions, Ion Chromatography

Analyte	Result	Qualifier	RL	MDL	Unit	D	Prepared	Analyzed	Dil Fac
Fluoride	<0.20		0.40	0.20	mg/L			03/05/24 15:18	1
Chloride	**0.22**	**J**	1.0	0.20	mg/L			03/05/24 15:18	1
Sulfate	<0.50		1.0	0.50	mg/L			03/05/24 15:18	1

Method: SW846 6020B - Metals (ICP/MS) - Total Recoverable

Analyte	Result	Qualifier	RL	MDL	Unit	D	Prepared	Analyzed	Dil Fac
Antimony	<0.00034		0.0020	0.00034	mg/L		02/27/24 04:52	02/27/24 19:24	1
Arsenic	<0.00086		0.0010	0.00086	mg/L		02/27/24 04:52	02/27/24 19:24	1
Barium	<0.00089		0.010	0.00089	mg/L		02/27/24 04:52	02/27/24 19:24	1
Beryllium	<0.00020		0.0025	0.00020	mg/L		02/27/24 04:52	02/27/24 19:24	1
Boron	<0.022		0.080	0.022	mg/L		02/27/24 04:52	02/27/24 19:24	1
Cadmium	<0.000078		0.0025	0.000078	mg/L		02/27/24 04:52	02/27/24 19:24	1

Client: Southern Company
Project/Site: Plant Wansley Landfill

Job ID: 680-246863-1

Client Sample ID: WAN-LF-EB-07
Date Collected: 02/22/24 10:00
Date Received: 02/24/24 09:52

Lab Sample ID: 680-247150-15
Matrix: Water

Method: SW846 6020B - Metals (ICP/MS) - Total Recoverable (Continued)

Analyte	Result	Qualifier	RL	MDL	Unit	D	Prepared	Analyzed	Dil Fac
Calcium	<0.14		0.50	0.14	mg/L		02/27/24 04:52	02/27/24 19:24	1
Chromium	<0.0012		0.0020	0.0012	mg/L		02/27/24 04:52	02/27/24 19:24	1
Cobalt	<0.00022		0.0025	0.00022	mg/L		02/27/24 04:52	02/27/24 19:24	1
Copper	<0.0011		0.0020	0.0011	mg/L		02/27/24 04:52	02/27/24 19:24	1
Lead	<0.00021		0.0010	0.00021	mg/L		02/27/24 04:52	02/27/24 19:24	1
Nickel	<0.00042		0.0010	0.00042	mg/L		02/27/24 04:52	02/27/24 19:24	1
Selenium	<0.00099		0.0050	0.00099	mg/L		02/27/24 04:52	02/27/24 19:24	1
Silver	<0.00039		0.0010	0.00039	mg/L		02/27/24 04:52	02/27/24 19:24	1
Thallium	<0.00026		0.0010	0.00026	mg/L		02/27/24 04:52	02/27/24 19:24	1
Vanadium	<0.00063		0.0020	0.00063	mg/L		02/27/24 04:52	02/27/24 19:24	1
Zinc	<0.0028		0.0050	0.0028	mg/L		02/27/24 04:52	02/27/24 19:24	1

Method: SW846 7470A - Mercury

Analyte	Result	Qualifier	RL	MDL	Unit	D	Prepared	Analyzed	Dil Fac
Mercury	<0.000080		0.00020	0.000080	mg/L		02/29/24 12:33	02/29/24 17:24	1

General Chemistry

Analyte	Result	Qualifier	RL	MDL	Unit	D	Prepared	Analyzed	Dil Fac
Total Dissolved Solids (SM 2540C-2011)	<10		10	10	mg/L			02/27/24 21:02	1

Method: 300.0 - Anions, Ion Chromatography

Lab Sample ID: MB 670-78646/40
Matrix: Water
Analysis Batch: 78646

Client Sample ID: Method Blank
Prep Type: Total/NA

Analyte	MB Result	MB Qualifier	RL	MDL	Unit	D	Prepared	Analyzed	Dil Fac
Fluoride	<0.20		0.40	0.20	mg/L			03/01/24 20:03	1
Chloride	<0.20		1.0	0.20	mg/L			03/01/24 20:03	1
Sulfate	<0.50		1.0	0.50	mg/L			03/01/24 20:03	1

Lab Sample ID: MB 670-78646/71
Matrix: Water
Analysis Batch: 78646

Client Sample ID: Method Blank
Prep Type: Total/NA

Analyte	MB Result	MB Qualifier	RL	MDL	Unit	D	Prepared	Analyzed	Dil Fac
Fluoride	<0.20		0.40	0.20	mg/L			03/02/24 04:47	1
Chloride	<0.20		1.0	0.20	mg/L			03/02/24 04:47	1
Sulfate	<0.50		1.0	0.50	mg/L			03/02/24 04:47	1

Lab Sample ID: LCS 670-78646/69
Matrix: Water
Analysis Batch: 78646

Client Sample ID: Lab Control Sample
Prep Type: Total/NA

Analyte			Spike Added	LCS Result	LCS Qualifier	Unit	D	%Rec	%Rec Limits		
Fluoride			4.00	4.13		mg/L		103	90 - 110		
Chloride			4.00	3.92		mg/L		98	90 - 110		
Sulfate			4.00	3.97		mg/L		99	90 - 110		

Lab Sample ID: LCSD 670-78646/70
Matrix: Water
Analysis Batch: 78646

Client Sample ID: Lab Control Sample Dup
Prep Type: Total/NA

Analyte			Spike Added	LCSD Result	LCSD Qualifier	Unit	D	%Rec	%Rec Limits	RPD	RPD Limit
Fluoride			4.00	4.14		mg/L		103	90 - 110	0	20
Chloride			4.00	3.92		mg/L		98	90 - 110	0	20
Sulfate			4.00	3.96		mg/L		99	90 - 110	0	20

Lab Sample ID: 680-247011-9 MS
Matrix: Water
Analysis Batch: 78646

Client Sample ID: WAN-GWC-23
Prep Type: Total/NA

Analyte	Sample Result	Sample Qualifier	Spike Added	MS Result	MS Qualifier	Unit	D	%Rec	%Rec Limits		
Fluoride	<0.20		5.00	5.58		mg/L		112	80 - 120		
Chloride	2.4		5.00	7.66		mg/L		105	80 - 120		
Sulfate	1.5		5.00	6.30		mg/L		95	80 - 120		

Lab Sample ID: 680-247011-9 MSD
Matrix: Water
Analysis Batch: 78646

Client Sample ID: WAN-GWC-23
Prep Type: Total/NA

Analyte	Sample Result	Sample Qualifier	Spike Added	MSD Result	MSD Qualifier	Unit	D	%Rec	%Rec Limits	RPD	RPD Limit
Fluoride	<0.20		5.00	5.58		mg/L		112	80 - 120	0	20
Chloride	2.4		5.00	7.66		mg/L		105	80 - 120	0	20
Sulfate	1.5		5.00	6.28		mg/L		95	80 - 120	0	20

Method: 300.0 - Anions, Ion Chromatography (Continued)

Lab Sample ID: MB 670-78891/37
Matrix: Water
Analysis Batch: 78891

Client Sample ID: Method Blank
Prep Type: Total/NA

Analyte	MB Result	MB Qualifier	RL	MDL	Unit	D	Prepared	Analyzed	Dil Fac
Fluoride	<0.20		0.40	0.20	mg/L			03/04/24 19:23	1
Chloride	<0.20		1.0	0.20	mg/L			03/04/24 19:23	1
Sulfate	<0.50		1.0	0.50	mg/L			03/04/24 19:23	1

Lab Sample ID: MB 670-78891/6
Matrix: Water
Analysis Batch: 78891

Client Sample ID: Method Blank
Prep Type: Total/NA

Analyte	MB Result	MB Qualifier	RL	MDL	Unit	D	Prepared	Analyzed	Dil Fac
Fluoride	<0.20		0.40	0.20	mg/L			03/04/24 10:30	1
Chloride	<0.20		1.0	0.20	mg/L			03/04/24 10:30	1
Sulfate	<0.50		1.0	0.50	mg/L			03/04/24 10:30	1

Lab Sample ID: MB 670-78891/68
Matrix: Water
Analysis Batch: 78891

Client Sample ID: Method Blank
Prep Type: Total/NA

Analyte	MB Result	MB Qualifier	RL	MDL	Unit	D	Prepared	Analyzed	Dil Fac
Fluoride	<0.20		0.40	0.20	mg/L			03/05/24 04:07	1
Chloride	<0.20		1.0	0.20	mg/L			03/05/24 04:07	1
Sulfate	<0.50		1.0	0.50	mg/L			03/05/24 04:07	1

Lab Sample ID: LCS 670-78891/35
Matrix: Water
Analysis Batch: 78891

Client Sample ID: Lab Control Sample
Prep Type: Total/NA

Analyte	Spike Added	LCS Result	LCS Qualifier	Unit	D	%Rec	%Rec Limits
Fluoride	4.00	4.10		mg/L		102	90 - 110
Chloride	4.00	3.93		mg/L		98	90 - 110
Sulfate	4.00	4.03		mg/L		101	90 - 110

Lab Sample ID: LCS 670-78891/4
Matrix: Water
Analysis Batch: 78891

Client Sample ID: Lab Control Sample
Prep Type: Total/NA

Analyte	Spike Added	LCS Result	LCS Qualifier	Unit	D	%Rec	%Rec Limits
Fluoride	4.00	4.03		mg/L		101	90 - 110
Chloride	4.00	3.85		mg/L		96	90 - 110
Sulfate	4.00	3.77		mg/L		94	90 - 110

Lab Sample ID: LCS 670-78891/66
Matrix: Water
Analysis Batch: 78891

Client Sample ID: Lab Control Sample
Prep Type: Total/NA

Analyte	Spike Added	LCS Result	LCS Qualifier	Unit	D	%Rec	%Rec Limits
Fluoride	4.00	3.95		mg/L		99	90 - 110
Chloride	4.00	4.00		mg/L		100	90 - 110
Sulfate	4.00	4.09		mg/L		102	90 - 110

Method: 300.0 - Anions, Ion Chromatography (Continued)

Lab Sample ID: LCSD 670-78891/36
Matrix: Water
Analysis Batch: 78891

Client Sample ID: Lab Control Sample Dup
Prep Type: Total/NA

Analyte			Spike Added	LCSD Result	LCSD Qualifier	Unit	D	%Rec	%Rec Limits	RPD	RPD Limit
Fluoride			4.00	4.10		mg/L		102	90 - 110	0	20
Chloride			4.00	3.93		mg/L		98	90 - 110	0	20
Sulfate			4.00	4.04		mg/L		101	90 - 110	0	20

Lab Sample ID: LCSD 670-78891/5
Matrix: Water
Analysis Batch: 78891

Client Sample ID: Lab Control Sample Dup
Prep Type: Total/NA

Analyte			Spike Added	LCSD Result	LCSD Qualifier	Unit	D	%Rec	%Rec Limits	RPD	RPD Limit
Fluoride			4.00	3.98		mg/L		99	90 - 110	1	20
Chloride			4.00	3.88		mg/L		97	90 - 110	1	20
Sulfate			4.00	3.85		mg/L		96	90 - 110	2	20

Lab Sample ID: LCSD 670-78891/67
Matrix: Water
Analysis Batch: 78891

Client Sample ID: Lab Control Sample Dup
Prep Type: Total/NA

Analyte			Spike Added	LCSD Result	LCSD Qualifier	Unit	D	%Rec	%Rec Limits	RPD	RPD Limit
Fluoride			4.00	3.95		mg/L		99	90 - 110	0	20
Chloride			4.00	4.00		mg/L		100	90 - 110	0	20
Sulfate			4.00	4.09		mg/L		102	90 - 110	0	20

Lab Sample ID: 680-247074-D-1 MS
Matrix: Water
Analysis Batch: 78891

Client Sample ID: Matrix Spike
Prep Type: Total/NA

Analyte	Sample Result	Sample Qualifier	Spike Added	MS Result	MS Qualifier	Unit	D	%Rec	%Rec Limits		
Fluoride	<0.20		5.00	5.37		mg/L		107	80 - 120		
Chloride	3.2		5.00	8.40		mg/L		105	80 - 120		
Sulfate	2.8		5.00	8.37		mg/L		112	80 - 120		

Lab Sample ID: 680-247074-D-1 MSD
Matrix: Water
Analysis Batch: 78891

Client Sample ID: Matrix Spike Duplicate
Prep Type: Total/NA

Analyte	Sample Result	Sample Qualifier	Spike Added	MSD Result	MSD Qualifier	Unit	D	%Rec	%Rec Limits	RPD	RPD Limit
Fluoride	<0.20		5.00	5.42		mg/L		108	80 - 120	1	20
Chloride	3.2		5.00	8.42		mg/L		105	80 - 120	0	20
Sulfate	2.8		5.00	8.42		mg/L		113	80 - 120	1	20

Lab Sample ID: 680-247150-5 MS
Matrix: Water
Analysis Batch: 78891

Client Sample ID: WAN-GWC-18
Prep Type: Total/NA

Analyte	Sample Result	Sample Qualifier	Spike Added	MS Result	MS Qualifier	Unit	D	%Rec	%Rec Limits		
Fluoride	<0.20		5.00	5.64		mg/L		113	80 - 120		
Chloride	2.1		5.00	7.46		mg/L		107	80 - 120		
Sulfate	1.1		5.00	6.86		mg/L		114	80 - 120		

Method: 300.0 - Anions, Ion Chromatography (Continued)

Lab Sample ID: 680-247150-5 MSD
Matrix: Water
Analysis Batch: 78891

Client Sample ID: WAN-GWC-18
Prep Type: Total/NA

Analyte	Sample Result	Sample Qualifier	Spike Added	MSD Result	MSD Qualifier	Unit	D	%Rec	%Rec Limits	RPD	RPD Limit
Fluoride	<0.20		5.00	5.63		mg/L		113	80 - 120	0	20
Chloride	2.1		5.00	7.46		mg/L		107	80 - 120	0	20
Sulfate	1.1		5.00	6.90		mg/L		115	80 - 120	1	20

Lab Sample ID: 680-247150-13 MS
Matrix: Water
Analysis Batch: 78891

Client Sample ID: WAN-LF-FB-11
Prep Type: Total/NA

Analyte	Sample Result	Sample Qualifier	Spike Added	MS Result	MS Qualifier	Unit	D	%Rec	%Rec Limits
Fluoride	<0.20		5.00	5.59		mg/L		112	80 - 120
Chloride	<0.20		5.00	5.44		mg/L		109	80 - 120
Sulfate	<0.50		5.00	5.60		mg/L		112	80 - 120

Lab Sample ID: 680-247150-13 MSD
Matrix: Water
Analysis Batch: 78891

Client Sample ID: WAN-LF-FB-11
Prep Type: Total/NA

Analyte	Sample Result	Sample Qualifier	Spike Added	MSD Result	MSD Qualifier	Unit	D	%Rec	%Rec Limits	RPD	RPD Limit
Fluoride	<0.20		5.00	5.59		mg/L		112	80 - 120	0	20
Chloride	<0.20		5.00	5.45		mg/L		109	80 - 120	0	20
Sulfate	<0.50		5.00	5.59		mg/L		112	80 - 120	0	20

Lab Sample ID: 680-247150-14 MS
Matrix: Water
Analysis Batch: 78891

Client Sample ID: WAN-LF-EB-06
Prep Type: Total/NA

Analyte	Sample Result	Sample Qualifier	Spike Added	MS Result	MS Qualifier	Unit	D	%Rec	%Rec Limits
Fluoride	<0.20		5.00	5.57		mg/L		111	80 - 120
Chloride	<0.20		5.00	5.51		mg/L		110	80 - 120
Sulfate	<0.50		5.00	5.59		mg/L		112	80 - 120

Lab Sample ID: 680-247150-14 MSD
Matrix: Water
Analysis Batch: 78891

Client Sample ID: WAN-LF-EB-06
Prep Type: Total/NA

Analyte	Sample Result	Sample Qualifier	Spike Added	MSD Result	MSD Qualifier	Unit	D	%Rec	%Rec Limits	RPD	RPD Limit
Fluoride	<0.20		5.00	5.58		mg/L		112	80 - 120	0	20
Chloride	<0.20		5.00	5.51		mg/L		110	80 - 120	0	20
Sulfate	<0.50		5.00	5.61		mg/L		112	80 - 120	0	20

Lab Sample ID: MB 670-79096/6
Matrix: Water
Analysis Batch: 79096

Client Sample ID: Method Blank
Prep Type: Total/NA

Analyte	MB Result	MB Qualifier	RL	MDL	Unit	D	Prepared	Analyzed	Dil Fac
Fluoride	<0.20		0.40	0.20	mg/L			03/05/24 10:33	1
Chloride	<0.20		1.0	0.20	mg/L			03/05/24 10:33	1
Sulfate	<0.50		1.0	0.50	mg/L			03/05/24 10:33	1

Method: 300.0 - Anions, Ion Chromatography (Continued)

Lab Sample ID: LCS 670-79096/4
Matrix: Water
Analysis Batch: 79096

Client Sample ID: Lab Control Sample
Prep Type: Total/NA

Analyte			Spike Added	LCS Result	LCS Qualifier	Unit	D	%Rec	%Rec Limits		
Fluoride			4.00	4.07		mg/L		102	90 - 110		
Chloride			4.00	3.99		mg/L		100	90 - 110		
Sulfate			4.00	3.99		mg/L		100	90 - 110		

Lab Sample ID: LCSD 670-79096/5
Matrix: Water
Analysis Batch: 79096

Client Sample ID: Lab Control Sample Dup
Prep Type: Total/NA

Analyte			Spike Added	LCSD Result	LCSD Qualifier	Unit	D	%Rec	%Rec Limits	RPD	RPD Limit
Fluoride			4.00	4.08		mg/L		102	90 - 110	0	20
Chloride			4.00	3.99		mg/L		100	90 - 110	0	20
Sulfate			4.00	3.98		mg/L		100	90 - 110	0	20

Lab Sample ID: 680-247150-15 MS
Matrix: Water
Analysis Batch: 79096

Client Sample ID: WAN-LF-EB-07
Prep Type: Total/NA

Analyte	Sample Result	Sample Qualifier	Spike Added	MS Result	MS Qualifier	Unit	D	%Rec	%Rec Limits		
Fluoride	<0.20		5.00	5.45		mg/L		109	80 - 120		
Chloride	0.22	J	5.00	5.34		mg/L		102	80 - 120		
Sulfate	<0.50		5.00	5.46		mg/L		109	80 - 120		

Lab Sample ID: 680-247150-15 MSD
Matrix: Water
Analysis Batch: 79096

Client Sample ID: WAN-LF-EB-07
Prep Type: Total/NA

Analyte	Sample Result	Sample Qualifier	Spike Added	MSD Result	MSD Qualifier	Unit	D	%Rec	%Rec Limits	RPD	RPD Limit
Fluoride	<0.20		5.00	5.44		mg/L		109	80 - 120	0	20
Chloride	0.22	J	5.00	5.35		mg/L		103	80 - 120	0	20
Sulfate	<0.50		5.00	5.47		mg/L		109	80 - 120	0	20

Method: 300.0-1993 R2.1 - Anions, Ion Chromatography

Lab Sample ID: MB 680-825136/1002
Matrix: Water
Analysis Batch: 825136

Client Sample ID: Method Blank
Prep Type: Total/NA

Analyte	MB Result	MB Qualifier	RL	MDL	Unit	D	Prepared	Analyzed	Dil Fac
Chloride	<0.20		1.0	0.20	mg/L			02/29/24 11:14	1
Fluoride	<0.040		0.10	0.040	mg/L			02/29/24 11:14	1
Sulfate	<0.40		1.0	0.40	mg/L			02/29/24 11:14	1

Lab Sample ID: LCS 680-825136/4
Matrix: Water
Analysis Batch: 825136

Client Sample ID: Lab Control Sample
Prep Type: Total/NA

Analyte			Spike Added	LCS Result	LCS Qualifier	Unit	D	%Rec	%Rec Limits		
Chloride			5.00	4.71		mg/L		94	90 - 110		
Fluoride			1.00	0.935		mg/L		94	90 - 110		
Sulfate			20.0	17.8	*-	mg/L		89	90 - 110		

Method: 300.0-1993 R2.1 - Anions, Ion Chromatography

Lab Sample ID: LCSD 680-825136/5
Matrix: Water
Analysis Batch: 825136

Client Sample ID: Lab Control Sample Dup
Prep Type: Total/NA

Analyte			Spike Added	LCSD Result	LCSD Qualifier	Unit	D	%Rec	%Rec Limits	RPD	RPD Limit
Chloride			5.00	4.72		mg/L		94	90 - 110	0	15
Fluoride			1.00	0.926		mg/L		93	90 - 110	1	15
Sulfate			20.0	17.6	*-	mg/L		88	90 - 110	1	15

Lab Sample ID: 752-16771-B-1 MS
Matrix: Water
Analysis Batch: 825136

Client Sample ID: Matrix Spike
Prep Type: Total/NA

Analyte	Sample Result	Sample Qualifier	Spike Added	MS Result	MS Qualifier	Unit	D	%Rec	%Rec Limits
Chloride	1.6		5.00	5.96		mg/L		87	80 - 120
Fluoride	<0.040		1.00	0.855		mg/L		86	80 - 120
Sulfate	9.2	*-	5.00	13.3		mg/L		83	80 - 120

Lab Sample ID: 752-16771-B-1 MSD
Matrix: Water
Analysis Batch: 825136

Client Sample ID: Matrix Spike Duplicate
Prep Type: Total/NA

Analyte	Sample Result	Sample Qualifier	Spike Added	MSD Result	MSD Qualifier	Unit	D	%Rec	%Rec Limits	RPD	RPD Limit
Chloride	1.6		5.00	5.87		mg/L		85	80 - 120	1	15
Fluoride	<0.040		1.00	0.872		mg/L		87	80 - 120	2	15
Sulfate	9.2	*-	5.00	13.4		mg/L		83	80 - 120	0	15

Lab Sample ID: MB 680-825238/36
Matrix: Water
Analysis Batch: 825238

Client Sample ID: Method Blank
Prep Type: Total/NA

Analyte	MB Result	MB Qualifier	RL	MDL	Unit	D	Prepared	Analyzed	Dil Fac
Chloride	<0.20		1.0	0.20	mg/L			02/29/24 18:10	1
Fluoride	<0.040		0.10	0.040	mg/L			02/29/24 18:10	1
Sulfate	<0.40		1.0	0.40	mg/L			02/29/24 18:10	1

Lab Sample ID: LCS 680-825238/100
Matrix: Water
Analysis Batch: 825238

Client Sample ID: Lab Control Sample
Prep Type: Total/NA

Analyte			Spike Added	LCS Result	LCS Qualifier	Unit	D	%Rec	%Rec Limits
Chloride			5.00	4.56		mg/L		91	90 - 110
Fluoride			1.00	0.918		mg/L		92	90 - 110
Sulfate			20.0	16.8	*-	mg/L		84	90 - 110

Lab Sample ID: LCSD 680-825238/99
Matrix: Water
Analysis Batch: 825238

Client Sample ID: Lab Control Sample Dup
Prep Type: Total/NA

Analyte			Spike Added	LCSD Result	LCSD Qualifier	Unit	D	%Rec	%Rec Limits	RPD	RPD Limit
Chloride			5.00	4.63		mg/L		93	90 - 110	2	15
Fluoride			1.00	0.897		mg/L		90	90 - 110	2	15
Sulfate			20.0	17.1	*-	mg/L		86	90 - 110	2	15

Method: 300.0-1993 R2.1 - Anions, Ion Chromatography (Continued)

Lab Sample ID: 680-246862-H-9 MS
Matrix: Water
Analysis Batch: 825238

Client Sample ID: Matrix Spike
Prep Type: Total/NA

Analyte	Sample Result	Sample Qualifier	Spike Added	MS Result	MS Qualifier	Unit	D	%Rec	%Rec Limits
Chloride	1.6		5.00	5.90		mg/L		87	80 - 120
Fluoride	<0.040		1.00	0.861		mg/L		86	80 - 120
Sulfate	0.56	J *- F1	5.00	4.26	F1	mg/L		74	80 - 120

Lab Sample ID: 680-246862-H-9 MSD
Matrix: Water
Analysis Batch: 825238

Client Sample ID: Matrix Spike Duplicate
Prep Type: Total/NA

Analyte	Sample Result	Sample Qualifier	Spike Added	MSD Result	MSD Qualifier	Unit	D	%Rec	%Rec Limits	RPD	RPD Limit
Chloride	1.6		5.00	5.66		mg/L		82	80 - 120	4	15
Fluoride	<0.040		1.00	0.828		mg/L		83	80 - 120	4	15
Sulfate	0.56	J *- F1	5.00	4.15	F1	mg/L		72	80 - 120	3	15

Lab Sample ID: MB 680-825241/67
Matrix: Water
Analysis Batch: 825241

Client Sample ID: Method Blank
Prep Type: Total/NA

Analyte	MB Result	MB Qualifier	RL	MDL	Unit	D	Prepared	Analyzed	Dil Fac
Chloride	<0.20		1.0	0.20	mg/L			03/01/24 00:56	1
Fluoride	<0.040		0.10	0.040	mg/L			03/01/24 00:56	1
Sulfate	<0.40		1.0	0.40	mg/L			03/01/24 00:56	1

Lab Sample ID: LCS 680-825241/102
Matrix: Water
Analysis Batch: 825241

Client Sample ID: Lab Control Sample
Prep Type: Total/NA

Analyte	Spike Added	LCS Result	LCS Qualifier	Unit	D	%Rec	%Rec Limits
Chloride	5.00	4.16	*-	mg/L		83	90 - 110
Fluoride	1.00	0.832	*-	mg/L		83	90 - 110
Sulfate	20.0	15.3	*-	mg/L		77	90 - 110

Lab Sample ID: LCSD 680-825241/101
Matrix: Water
Analysis Batch: 825241

Client Sample ID: Lab Control Sample Dup
Prep Type: Total/NA

Analyte	Spike Added	LCSD Result	LCSD Qualifier	Unit	D	%Rec	%Rec Limits	RPD	RPD Limit
Chloride	5.00	4.21	*-	mg/L		84	90 - 110	1	15
Fluoride	1.00	0.861	*-	mg/L		86	90 - 110	3	15
Sulfate	20.0	15.4	*-	mg/L		77	90 - 110	0	15

Lab Sample ID: 680-246863-5 MS
Matrix: Water
Analysis Batch: 825241

Client Sample ID: WAN-GWA-29
Prep Type: Total/NA

Analyte	Sample Result	Sample Qualifier	Spike Added	MS Result	MS Qualifier	Unit	D	%Rec	%Rec Limits
Chloride	0.93	J *-	5.00	5.08		mg/L		83	80 - 120
Fluoride	1.2	*-	1.00	2.03		mg/L		81	80 - 120
Sulfate	3.3	*- F1	5.00	6.86	F1	mg/L		72	80 - 120

Method: 300.0-1993 R2.1 - Anions, Ion Chromatography (Continued)

Lab Sample ID: 680-246863-5 MSD
Matrix: Water
Analysis Batch: 825241

Client Sample ID: WAN-GWA-29
Prep Type: Total/NA

Analyte	Sample Result	Sample Qualifier	Spike Added	MSD Result	MSD Qualifier	Unit	D	%Rec	%Rec Limits	RPD	RPD Limit
Chloride	0.93	J *-	5.00	5.44		mg/L		90	80 - 120	7	15
Fluoride	1.2	*-	1.00	2.18		mg/L		96	80 - 120	7	15
Sulfate	3.3	*- F1	5.00	7.45		mg/L		84	80 - 120	8	15

Method: 6020B - Metals (ICP/MS)

Lab Sample ID: MB 680-823457/1-A
Matrix: Water
Analysis Batch: 824202

Client Sample ID: Method Blank
Prep Type: Total Recoverable
Prep Batch: 823457

Analyte	MB Result	MB Qualifier	RL	MDL	Unit	D	Prepared	Analyzed	Dil Fac
Antimony	<0.00034		0.0020	0.00034	mg/L		02/20/24 05:27	02/22/24 14:53	1
Arsenic	<0.00086		0.0010	0.00086	mg/L		02/20/24 05:27	02/22/24 14:53	1
Barium	<0.00089		0.010	0.00089	mg/L		02/20/24 05:27	02/22/24 14:53	1
Beryllium	<0.00020		0.0025	0.00020	mg/L		02/20/24 05:27	02/22/24 14:53	1
Boron	<0.022		0.080	0.022	mg/L		02/20/24 05:27	02/22/24 14:53	1
Cadmium	<0.000078		0.0025	0.000078	mg/L		02/20/24 05:27	02/22/24 14:53	1
Calcium	<0.14		0.50	0.14	mg/L		02/20/24 05:27	02/22/24 14:53	1
Chromium	<0.0012		0.0020	0.0012	mg/L		02/20/24 05:27	02/22/24 14:53	1
Cobalt	<0.00022		0.0025	0.00022	mg/L		02/20/24 05:27	02/22/24 14:53	1
Copper	<0.0011		0.0020	0.0011	mg/L		02/20/24 05:27	02/22/24 14:53	1
Lead	<0.00021		0.0010	0.00021	mg/L		02/20/24 05:27	02/22/24 14:53	1
Nickel	<0.00042		0.0010	0.00042	mg/L		02/20/24 05:27	02/22/24 14:53	1
Selenium	<0.00099		0.0050	0.00099	mg/L		02/20/24 05:27	02/22/24 14:53	1
Silver	<0.00039		0.0010	0.00039	mg/L		02/20/24 05:27	02/22/24 14:53	1
Thallium	<0.00026		0.0010	0.00026	mg/L		02/20/24 05:27	02/22/24 14:53	1
Vanadium	<0.00063		0.0020	0.00063	mg/L		02/20/24 05:27	02/22/24 14:53	1
Zinc	<0.0028		0.0050	0.0028	mg/L		02/20/24 05:27	02/22/24 14:53	1

Lab Sample ID: LCS 680-823457/2-A
Matrix: Water
Analysis Batch: 824202

Client Sample ID: Lab Control Sample
Prep Type: Total Recoverable
Prep Batch: 823457

Analyte	Spike Added	LCS Result	LCS Qualifier	Unit	D	%Rec	%Rec Limits
Antimony	0.0500	0.0502		mg/L		100	80 - 120
Arsenic	0.100	0.0973		mg/L		97	80 - 120
Barium	0.100	0.0989		mg/L		99	80 - 120
Beryllium	0.0500	0.0516		mg/L		103	80 - 120
Boron	0.400	0.391		mg/L		98	80 - 120
Cadmium	0.0500	0.0516		mg/L		103	80 - 120
Calcium	5.00	4.83		mg/L		97	80 - 120
Chromium	0.100	0.101		mg/L		100	80 - 120
Cobalt	0.0500	0.0513		mg/L		103	80 - 120
Copper	0.101	0.105		mg/L		104	80 - 120
Lead	0.500	0.464		mg/L		93	80 - 120
Nickel	0.100	0.0958		mg/L		96	80 - 120
Selenium	0.100	0.0971		mg/L		97	80 - 120
Silver	0.0500	0.0529		mg/L		106	80 - 120
Thallium	0.0500	0.0497		mg/L		99	80 - 120

Method: 6020B - Metals (ICP/MS) (Continued)

Lab Sample ID: LCS 680-823457/2-A
Matrix: Water
Analysis Batch: 824202

Client Sample ID: Lab Control Sample
Prep Type: Total Recoverable
Prep Batch: 823457

Analyte	Spike Added	LCS Result	LCS Qualifier	Unit	D	%Rec	%Rec Limits
Vanadium	0.100	0.0985		mg/L		98	80 - 120
Zinc	0.0505	0.0506		mg/L		100	80 - 120

Lab Sample ID: 680-246862-F-1-B MS
Matrix: Water
Analysis Batch: 824202

Client Sample ID: Matrix Spike
Prep Type: Total Recoverable
Prep Batch: 823457

Analyte	Sample Result	Sample Qualifier	Spike Added	MS Result	MS Qualifier	Unit	D	%Rec	%Rec Limits
Antimony	<0.00034		0.0500	0.0554		mg/L		111	75 - 125
Arsenic	<0.00086		0.100	0.106		mg/L		106	75 - 125
Barium	0.047		0.100	0.155		mg/L		108	75 - 125
Beryllium	<0.00020		0.0500	0.0554		mg/L		111	75 - 125
Boron	<0.022		0.400	0.430		mg/L		108	75 - 125
Cadmium	<0.000078		0.0500	0.0572		mg/L		114	75 - 125
Calcium	1.3		5.00	6.53		mg/L		104	75 - 125
Chromium	<0.0012		0.100	0.111		mg/L		111	75 - 125
Cobalt	0.00064	J	0.0500	0.0564		mg/L		112	75 - 125
Copper	<0.0011		0.101	0.113		mg/L		112	75 - 125
Lead	<0.00021		0.500	0.508		mg/L		102	75 - 125
Nickel	0.0039		0.100	0.104		mg/L		100	75 - 125
Selenium	<0.00099		0.100	0.106		mg/L		106	75 - 125
Silver	<0.00039		0.0500	0.0543		mg/L		109	75 - 125
Thallium	<0.00026		0.0500	0.0551		mg/L		110	75 - 125
Vanadium	<0.00063		0.100	0.106		mg/L		106	75 - 125
Zinc	0.0077		0.0505	0.0622		mg/L		108	75 - 125

Lab Sample ID: 680-246862-F-1-C MSD
Matrix: Water
Analysis Batch: 824202

Client Sample ID: Matrix Spike Duplicate
Prep Type: Total Recoverable
Prep Batch: 823457

Analyte	Sample Result	Sample Qualifier	Spike Added	MSD Result	MSD Qualifier	Unit	D	%Rec	%Rec Limits	RPD	RPD Limit
Antimony	<0.00034		0.0500	0.0511		mg/L		102	75 - 125	8	20
Arsenic	<0.00086		0.100	0.0977		mg/L		98	75 - 125	8	20
Barium	0.047		0.100	0.145		mg/L		98	75 - 125	7	20
Beryllium	<0.00020		0.0500	0.0522		mg/L		104	75 - 125	6	20
Boron	<0.022		0.400	0.410		mg/L		103	75 - 125	5	20
Cadmium	<0.000078		0.0500	0.0530		mg/L		106	75 - 125	8	20
Calcium	1.3		5.00	6.14		mg/L		97	75 - 125	6	20
Chromium	<0.0012		0.100	0.104		mg/L		104	75 - 125	6	20
Cobalt	0.00064	J	0.0500	0.0523		mg/L		103	75 - 125	8	20
Copper	<0.0011		0.101	0.108		mg/L		107	75 - 125	5	20
Lead	<0.00021		0.500	0.474		mg/L		95	75 - 125	7	20
Nickel	0.0039		0.100	0.0974		mg/L		93	75 - 125	7	20
Selenium	<0.00099		0.100	0.0967		mg/L		97	75 - 125	9	20
Silver	<0.00039		0.0500	0.0537		mg/L		107	75 - 125	1	20
Thallium	<0.00026		0.0500	0.0508		mg/L		102	75 - 125	8	20
Vanadium	<0.00063		0.100	0.0993		mg/L		99	75 - 125	6	20
Zinc	0.0077		0.0505	0.0589		mg/L		101	75 - 125	6	20

Method: 6020B - Metals (ICP/MS) (Continued)

Lab Sample ID: MB 680-823460/1-A
Matrix: Water
Analysis Batch: 823730

Client Sample ID: Method Blank
Prep Type: Total Recoverable
Prep Batch: 823460

Analyte	MB Result	MB Qualifier	RL	MDL	Unit	D	Prepared	Analyzed	Dil Fac
Antimony	<0.00034		0.0020	0.00034	mg/L		02/20/24 05:36	02/21/24 08:50	1
Arsenic	<0.00086		0.0010	0.00086	mg/L		02/20/24 05:36	02/21/24 08:50	1
Barium	<0.00089		0.010	0.00089	mg/L		02/20/24 05:36	02/21/24 08:50	1
Beryllium	<0.00020		0.0025	0.00020	mg/L		02/20/24 05:36	02/21/24 08:50	1
Boron	<0.022		0.080	0.022	mg/L		02/20/24 05:36	02/21/24 08:50	1
Cadmium	<0.000078		0.0025	0.000078	mg/L		02/20/24 05:36	02/21/24 08:50	1
Calcium	<0.14		0.50	0.14	mg/L		02/20/24 05:36	02/21/24 08:50	1
Chromium	<0.0012		0.0020	0.0012	mg/L		02/20/24 05:36	02/21/24 08:50	1
Cobalt	<0.00022		0.0025	0.00022	mg/L		02/20/24 05:36	02/21/24 08:50	1
Copper	<0.0011		0.0020	0.0011	mg/L		02/20/24 05:36	02/21/24 08:50	1
Lead	<0.00021		0.0010	0.00021	mg/L		02/20/24 05:36	02/21/24 08:50	1
Nickel	<0.00042		0.0010	0.00042	mg/L		02/20/24 05:36	02/21/24 08:50	1
Selenium	<0.00099		0.0050	0.00099	mg/L		02/20/24 05:36	02/21/24 08:50	1
Silver	<0.00039		0.0010	0.00039	mg/L		02/20/24 05:36	02/21/24 08:50	1
Thallium	<0.00026		0.0010	0.00026	mg/L		02/20/24 05:36	02/21/24 08:50	1
Vanadium	<0.00063		0.0020	0.00063	mg/L		02/20/24 05:36	02/21/24 08:50	1
Zinc	<0.0028		0.0050	0.0028	mg/L		02/20/24 05:36	02/21/24 08:50	1

Lab Sample ID: LCS 680-823460/2-A
Matrix: Water
Analysis Batch: 823730

Client Sample ID: Lab Control Sample
Prep Type: Total Recoverable
Prep Batch: 823460

Analyte	Spike Added	LCS Result	LCS Qualifier	Unit	D	%Rec	%Rec Limits
Antimony	0.0500	0.0544		mg/L		109	80 - 120
Arsenic	0.100	0.0983		mg/L		98	80 - 120
Barium	0.100	0.0996		mg/L		100	80 - 120
Beryllium	0.0500	0.0497		mg/L		99	80 - 120
Boron	0.400	0.385		mg/L		96	80 - 120
Cadmium	0.0500	0.0508		mg/L		102	80 - 120
Calcium	5.00	5.02		mg/L		100	80 - 120
Chromium	0.100	0.0991		mg/L		99	80 - 120
Cobalt	0.0500	0.0505		mg/L		101	80 - 120
Copper	0.101	0.107		mg/L		106	80 - 120
Lead	0.500	0.474		mg/L		95	80 - 120
Nickel	0.100	0.0988		mg/L		99	80 - 120
Selenium	0.100	0.0943		mg/L		94	80 - 120
Silver	0.0500	0.0510		mg/L		102	80 - 120
Thallium	0.0500	0.0511		mg/L		102	80 - 120
Vanadium	0.100	0.0974		mg/L		97	80 - 120
Zinc	0.0505	0.0509		mg/L		101	80 - 120

Lab Sample ID: 680-246863-2 MS
Matrix: Water
Analysis Batch: 823730

Client Sample ID: WAN-GWA-2
Prep Type: Total Recoverable
Prep Batch: 823460

Analyte	Sample Result	Sample Qualifier	Spike Added	MS Result	MS Qualifier	Unit	D	%Rec	%Rec Limits
Antimony	<0.00034		0.0500	0.0566		mg/L		113	75 - 125
Arsenic	<0.00086		0.100	0.102		mg/L		102	75 - 125
Barium	0.014		0.100	0.116		mg/L		102	75 - 125

Method: 6020B - Metals (ICP/MS) (Continued)

Lab Sample ID: 680-246863-2 MS
Matrix: Water
Analysis Batch: 823730

Client Sample ID: WAN-GWA-2
Prep Type: Total Recoverable
Prep Batch: 823460

Analyte	Sample Result	Sample Qualifier	Spike Added	MS Result	MS Qualifier	Unit	D	%Rec	%Rec Limits
Beryllium	<0.00020		0.0500	0.0515		mg/L		103	75 - 125
Boron	<0.022		0.400	0.439		mg/L		110	75 - 125
Cadmium	<0.000078		0.0500	0.0540		mg/L		108	75 - 125
Calcium	3.4		5.00	8.52		mg/L		103	75 - 125
Chromium	<0.0012		0.100	0.104		mg/L		104	75 - 125
Cobalt	<0.00022		0.0500	0.0534		mg/L		107	75 - 125
Copper	<0.0011		0.101	0.112		mg/L		111	75 - 125
Lead	0.0012		0.500	0.501		mg/L		100	75 - 125
Nickel	0.00078	J	0.100	0.103		mg/L		103	75 - 125
Selenium	<0.00099		0.100	0.0984		mg/L		98	75 - 125
Silver	<0.00039		0.0500	0.0578		mg/L		116	75 - 125
Thallium	<0.00026		0.0500	0.0554		mg/L		111	75 - 125
Vanadium	<0.00063		0.100	0.103		mg/L		103	75 - 125
Zinc	0.0031	J	0.0505	0.0535		mg/L		100	75 - 125

Lab Sample ID: 680-246863-2 MSD
Matrix: Water
Analysis Batch: 823730

Client Sample ID: WAN-GWA-2
Prep Type: Total Recoverable
Prep Batch: 823460

Analyte	Sample Result	Sample Qualifier	Spike Added	MSD Result	MSD Qualifier	Unit	D	%Rec	%Rec Limits	RPD	RPD Limit
Antimony	<0.00034		0.0500	0.0534		mg/L		107	75 - 125	6	20
Arsenic	<0.00086		0.100	0.0970		mg/L		97	75 - 125	5	20
Barium	0.014		0.100	0.112		mg/L		98	75 - 125	4	20
Beryllium	<0.00020		0.0500	0.0511		mg/L		102	75 - 125	1	20
Boron	<0.022		0.400	0.422		mg/L		106	75 - 125	4	20
Cadmium	<0.000078		0.0500	0.0507		mg/L		101	75 - 125	6	20
Calcium	3.4		5.00	8.32		mg/L		99	75 - 125	2	20
Chromium	<0.0012		0.100	0.0979		mg/L		97	75 - 125	6	20
Cobalt	<0.00022		0.0500	0.0501		mg/L		100	75 - 125	6	20
Copper	<0.0011		0.101	0.105		mg/L		104	75 - 125	6	20
Lead	0.0012		0.500	0.482		mg/L		96	75 - 125	4	20
Nickel	0.00078	J	0.100	0.0985		mg/L		98	75 - 125	5	20
Selenium	<0.00099		0.100	0.0922		mg/L		92	75 - 125	6	20
Silver	<0.00039		0.0500	0.0501		mg/L		100	75 - 125	14	20
Thallium	<0.00026		0.0500	0.0521		mg/L		104	75 - 125	6	20
Vanadium	<0.00063		0.100	0.0964		mg/L		96	75 - 125	7	20
Zinc	0.0031	J	0.0505	0.0504		mg/L		94	75 - 125	6	20

Lab Sample ID: MB 680-823462/1-A
Matrix: Water
Analysis Batch: 823730

Client Sample ID: Method Blank
Prep Type: Total Recoverable
Prep Batch: 823462

Analyte	MB Result	MB Qualifier	RL	MDL	Unit	D	Prepared	Analyzed	Dil Fac
Antimony	<0.00034		0.0020	0.00034	mg/L		02/20/24 05:47	02/20/24 16:01	1
Arsenic	<0.00086		0.0010	0.00086	mg/L		02/20/24 05:47	02/20/24 16:01	1
Barium	0.000920	J	0.010	0.00089	mg/L		02/20/24 05:47	02/20/24 16:01	1
Beryllium	<0.00020		0.0025	0.00020	mg/L		02/20/24 05:47	02/20/24 16:01	1
Boron	<0.022		0.080	0.022	mg/L		02/20/24 05:47	02/20/24 16:01	1
Cadmium	<0.000078		0.0025	0.000078	mg/L		02/20/24 05:47	02/20/24 16:01	1

Method: 6020B - Metals (ICP/MS) (Continued)

Lab Sample ID: MB 680-823462/1-A
Matrix: Water
Analysis Batch: 823730

Client Sample ID: Method Blank
Prep Type: Total Recoverable
Prep Batch: 823462

Analyte	MB Result	MB Qualifier	RL	MDL	Unit	D	Prepared	Analyzed	Dil Fac
Calcium	<0.14		0.50	0.14	mg/L		02/20/24 05:47	02/20/24 16:01	1
Chromium	<0.0012		0.0020	0.0012	mg/L		02/20/24 05:47	02/20/24 16:01	1
Cobalt	<0.00022		0.0025	0.00022	mg/L		02/20/24 05:47	02/20/24 16:01	1
Copper	<0.0011		0.0020	0.0011	mg/L		02/20/24 05:47	02/20/24 16:01	1
Lead	<0.00021		0.0010	0.00021	mg/L		02/20/24 05:47	02/20/24 16:01	1
Nickel	<0.00042		0.0010	0.00042	mg/L		02/20/24 05:47	02/20/24 16:01	1
Selenium	<0.00099		0.0050	0.00099	mg/L		02/20/24 05:47	02/20/24 16:01	1
Silver	<0.00039		0.0010	0.00039	mg/L		02/20/24 05:47	02/20/24 16:01	1
Thallium	<0.00026		0.0010	0.00026	mg/L		02/20/24 05:47	02/20/24 16:01	1
Vanadium	<0.00063		0.0020	0.00063	mg/L		02/20/24 05:47	02/20/24 16:01	1
Zinc	<0.0028		0.0050	0.0028	mg/L		02/20/24 05:47	02/20/24 16:01	1

Lab Sample ID: LCS 680-823462/2-A
Matrix: Water
Analysis Batch: 823730

Client Sample ID: Lab Control Sample
Prep Type: Total Recoverable
Prep Batch: 823462

Analyte	Spike Added	LCS Result	LCS Qualifier	Unit	D	%Rec	%Rec Limits
Antimony	0.0500	0.0526		mg/L		105	80 - 120
Arsenic	0.100	0.102		mg/L		102	80 - 120
Barium	0.100	0.0928		mg/L		93	80 - 120
Beryllium	0.0500	0.0540		mg/L		108	80 - 120
Boron	0.400	0.421		mg/L		105	80 - 120
Cadmium	0.0500	0.0479		mg/L		96	80 - 120
Calcium	5.00	5.01		mg/L		100	80 - 120
Chromium	0.100	0.102		mg/L		102	80 - 120
Cobalt	0.0500	0.0529		mg/L		106	80 - 120
Copper	0.101	0.111		mg/L		110	80 - 120
Lead	0.500	0.478		mg/L		96	80 - 120
Nickel	0.100	0.104		mg/L		104	80 - 120
Selenium	0.100	0.0921		mg/L		92	80 - 120
Silver	0.0500	0.0483		mg/L		97	80 - 120
Thallium	0.0500	0.0524		mg/L		105	80 - 120
Vanadium	0.100	0.101		mg/L		101	80 - 120
Zinc	0.0505	0.0519		mg/L		103	80 - 120

Lab Sample ID: 680-246872-F-5-B MS
Matrix: Water
Analysis Batch: 823730

Client Sample ID: Matrix Spike
Prep Type: Total Recoverable
Prep Batch: 823462

Analyte	Sample Result	Sample Qualifier	Spike Added	MS Result	MS Qualifier	Unit	D	%Rec	%Rec Limits
Antimony	<0.00034		0.0500	0.0561		mg/L		112	75 - 125
Arsenic	<0.00086		0.100	0.101		mg/L		101	75 - 125
Barium	0.031	B	0.100	0.140		mg/L		109	75 - 125
Beryllium	<0.00020		0.0500	0.0504		mg/L		101	75 - 125
Boron	<0.022		0.400	0.442		mg/L		110	75 - 125
Cadmium	<0.000078		0.0500	0.0523		mg/L		105	75 - 125
Calcium	31		5.00	36.4	4	mg/L		106	75 - 125
Chromium	<0.0012		0.100	0.100		mg/L		100	75 - 125
Cobalt	<0.00022		0.0500	0.0513		mg/L		103	75 - 125

Method: 6020B - Metals (ICP/MS) (Continued)

Lab Sample ID: 680-246872-F-5-B MS
Matrix: Water
Analysis Batch: 823730

Client Sample ID: Matrix Spike
Prep Type: Total Recoverable
Prep Batch: 823462

Analyte	Sample Result	Sample Qualifier	Spike Added	MS Result	MS Qualifier	Unit	D	%Rec	%Rec Limits
Copper	<0.0011		0.101	0.108		mg/L		107	75 - 125
Lead	<0.00021		0.500	0.493		mg/L		99	75 - 125
Nickel	<0.00042		0.100	0.100		mg/L		100	75 - 125
Selenium	<0.00099		0.100	0.0964		mg/L		96	75 - 125
Silver	<0.00039		0.0500	0.0524		mg/L		105	75 - 125
Thallium	<0.00026		0.0500	0.0534		mg/L		107	75 - 125
Vanadium	<0.00063		0.100	0.0978		mg/L		98	75 - 125
Zinc	<0.0028		0.0505	0.0518		mg/L		103	75 - 125

Lab Sample ID: 680-246872-F-5-C MSD
Matrix: Water
Analysis Batch: 823730

Client Sample ID: Matrix Spike Duplicate
Prep Type: Total Recoverable
Prep Batch: 823462

Analyte	Sample Result	Sample Qualifier	Spike Added	MSD Result	MSD Qualifier	Unit	D	%Rec	%Rec Limits	RPD	RPD Limit
Antimony	<0.00034		0.0500	0.0577		mg/L		115	75 - 125	3	20
Arsenic	<0.00086		0.100	0.102		mg/L		102	75 - 125	1	20
Barium	0.031	B	0.100	0.134		mg/L		103	75 - 125	4	20
Beryllium	<0.00020		0.0500	0.0511		mg/L		102	75 - 125	1	20
Boron	<0.022		0.400	0.422		mg/L		105	75 - 125	5	20
Cadmium	<0.000078		0.0500	0.0539		mg/L		108	75 - 125	3	20
Calcium	31		5.00	34.8	4	mg/L		74	75 - 125	4	20
Chromium	<0.0012		0.100	0.102		mg/L		102	75 - 125	2	20
Cobalt	<0.00022		0.0500	0.0514		mg/L		103	75 - 125	0	20
Copper	<0.0011		0.101	0.107		mg/L		106	75 - 125	1	20
Lead	<0.00021		0.500	0.498		mg/L		100	75 - 125	1	20
Nickel	<0.00042		0.100	0.100		mg/L		100	75 - 125	0	20
Selenium	<0.00099		0.100	0.0967		mg/L		97	75 - 125	0	20
Silver	<0.00039		0.0500	0.0528		mg/L		106	75 - 125	1	20
Thallium	<0.00026		0.0500	0.0549		mg/L		110	75 - 125	3	20
Vanadium	<0.00063		0.100	0.103		mg/L		103	75 - 125	5	20
Zinc	<0.0028		0.0505	0.0532		mg/L		105	75 - 125	3	20

Lab Sample ID: MB 680-824108/1-A
Matrix: Water
Analysis Batch: 824322

Client Sample ID: Method Blank
Prep Type: Total Recoverable
Prep Batch: 824108

Analyte	MB Result	MB Qualifier	RL	MDL	Unit	D	Prepared	Analyzed	Dil Fac
Antimony	<0.00034		0.0020	0.00034	mg/L		02/23/24 05:22	02/23/24 17:22	1
Arsenic	<0.00086		0.0010	0.00086	mg/L		02/23/24 05:22	02/23/24 17:22	1
Barium	<0.00089		0.010	0.00089	mg/L		02/23/24 05:22	02/23/24 17:22	1
Beryllium	<0.00020		0.0025	0.00020	mg/L		02/23/24 05:22	02/23/24 17:22	1
Boron	<0.022		0.080	0.022	mg/L		02/23/24 05:22	02/23/24 17:22	1
Cadmium	<0.000078		0.0025	0.000078	mg/L		02/23/24 05:22	02/23/24 17:22	1
Calcium	<0.14		0.50	0.14	mg/L		02/23/24 05:22	02/23/24 17:22	1
Chromium	<0.0012		0.0020	0.0012	mg/L		02/23/24 05:22	02/23/24 17:22	1
Cobalt	<0.00022		0.0025	0.00022	mg/L		02/23/24 05:22	02/23/24 17:22	1
Copper	<0.0011		0.0020	0.0011	mg/L		02/23/24 05:22	02/23/24 17:22	1
Lead	<0.00021		0.0010	0.00021	mg/L		02/23/24 05:22	02/23/24 17:22	1
Nickel	<0.00042		0.0010	0.00042	mg/L		02/23/24 05:22	02/23/24 17:22	1

Method: 6020B - Metals (ICP/MS) (Continued)

Lab Sample ID: MB 680-824108/1-A
Matrix: Water
Analysis Batch: 824322

Client Sample ID: Method Blank
Prep Type: Total Recoverable
Prep Batch: 824108

Analyte	MB Result	MB Qualifier	RL	MDL	Unit	D	Prepared	Analyzed	Dil Fac
Selenium	<0.00099		0.0050	0.00099	mg/L		02/23/24 05:22	02/23/24 17:22	1
Silver	<0.00039		0.0010	0.00039	mg/L		02/23/24 05:22	02/23/24 17:22	1
Thallium	<0.00026		0.0010	0.00026	mg/L		02/23/24 05:22	02/23/24 17:22	1
Vanadium	<0.00063		0.0020	0.00063	mg/L		02/23/24 05:22	02/23/24 17:22	1
Zinc	<0.0028		0.0050	0.0028	mg/L		02/23/24 05:22	02/23/24 17:22	1

Lab Sample ID: LCS 680-824108/2-A
Matrix: Water
Analysis Batch: 824322

Client Sample ID: Lab Control Sample
Prep Type: Total Recoverable
Prep Batch: 824108

Analyte	Spike Added	LCS Result	LCS Qualifier	Unit	D	%Rec	%Rec Limits
Antimony	0.0500	0.0508		mg/L		102	80 - 120
Arsenic	0.100	0.0984		mg/L		98	80 - 120
Barium	0.100	0.104		mg/L		104	80 - 120
Beryllium	0.0500	0.0570		mg/L		114	80 - 120
Boron	0.400	0.440		mg/L		110	80 - 120
Cadmium	0.0500	0.0528		mg/L		106	80 - 120
Calcium	5.00	5.14		mg/L		103	80 - 120
Chromium	0.100	0.106		mg/L		105	80 - 120
Cobalt	0.0500	0.0545		mg/L		109	80 - 120
Copper	0.101	0.111		mg/L		110	80 - 120
Lead	0.500	0.496		mg/L		99	80 - 120
Nickel	0.100	0.102		mg/L		102	80 - 120
Selenium	0.100	0.0936		mg/L		94	80 - 120
Silver	0.0500	0.0518		mg/L		104	80 - 120
Thallium	0.0500	0.0538		mg/L		108	80 - 120
Vanadium	0.100	0.105		mg/L		105	80 - 120
Zinc	0.0505	0.0499		mg/L		99	80 - 120

Lab Sample ID: 680-246993-A-3-E MS
Matrix: Water
Analysis Batch: 824322

Client Sample ID: Matrix Spike
Prep Type: Total Recoverable
Prep Batch: 824108

Analyte	Sample Result	Sample Qualifier	Spike Added	MS Result	MS Qualifier	Unit	D	%Rec	%Rec Limits
Antimony	<0.00034		0.0500	0.0510		mg/L		102	75 - 125
Arsenic	<0.00086		0.100	0.0970		mg/L		97	75 - 125
Barium	0.13		0.100	0.223		mg/L		98	75 - 125
Beryllium	<0.00020		0.0500	0.0546		mg/L		109	75 - 125
Boron	0.11		0.400	0.523		mg/L		104	75 - 125
Cadmium	<0.000078		0.0500	0.0523		mg/L		105	75 - 125
Calcium	33		5.00	35.9	4	mg/L		56	75 - 125
Chromium	<0.0012		0.100	0.107		mg/L		107	75 - 125
Cobalt	<0.00022		0.0500	0.0538		mg/L		108	75 - 125
Copper	<0.0011		0.101	0.108		mg/L		107	75 - 125
Lead	0.00025	J	0.500	0.479		mg/L		96	75 - 125
Nickel	<0.00042		0.100	0.0983		mg/L		98	75 - 125
Selenium	0.0029	J	0.100	0.0920		mg/L		89	75 - 125
Silver	<0.00039		0.0500	0.0514		mg/L		103	75 - 125
Thallium	<0.00026		0.0500	0.0522		mg/L		104	75 - 125

Method: 6020B - Metals (ICP/MS) (Continued)

Lab Sample ID: 680-246993-A-3-E MS
Matrix: Water
Analysis Batch: 824322

Client Sample ID: Matrix Spike
Prep Type: Total Recoverable
Prep Batch: 824108

Analyte	Sample Result	Sample Qualifier	Spike Added	MS Result	MS Qualifier	Unit	D	%Rec	%Rec Limits
Vanadium	0.0028		0.100	0.107		mg/L		104	75 - 125
Zinc	<0.0028		0.0505	0.0492		mg/L		97	75 - 125

Lab Sample ID: 680-246993-A-3-F MSD
Matrix: Water
Analysis Batch: 824322

Client Sample ID: Matrix Spike Duplicate
Prep Type: Total Recoverable
Prep Batch: 824108

Analyte	Sample Result	Sample Qualifier	Spike Added	MSD Result	MSD Qualifier	Unit	D	%Rec	%Rec Limits	RPD	RPD Limit
Antimony	<0.00034		0.0500	0.0522		mg/L		104	75 - 125	2	20
Arsenic	<0.00086		0.100	0.0985		mg/L		99	75 - 125	2	20
Barium	0.13		0.100	0.224		mg/L		99	75 - 125	1	20
Beryllium	<0.00020		0.0500	0.0582		mg/L		116	75 - 125	6	20
Boron	0.11		0.400	0.544		mg/L		110	75 - 125	4	20
Cadmium	<0.000078		0.0500	0.0541		mg/L		108	75 - 125	3	20
Calcium	33		5.00	36.1	4	mg/L		59	75 - 125	0	20
Chromium	<0.0012		0.100	0.108		mg/L		107	75 - 125	1	20
Cobalt	<0.00022		0.0500	0.0545		mg/L		109	75 - 125	1	20
Copper	<0.0011		0.101	0.110		mg/L		109	75 - 125	1	20
Lead	0.00025	J	0.500	0.503		mg/L		101	75 - 125	5	20
Nickel	<0.00042		0.100	0.101		mg/L		101	75 - 125	3	20
Selenium	0.0029	J	0.100	0.0961		mg/L		93	75 - 125	4	20
Silver	<0.00039		0.0500	0.0534		mg/L		107	75 - 125	4	20
Thallium	<0.00026		0.0500	0.0541		mg/L		108	75 - 125	3	20
Vanadium	0.0028		0.100	0.108		mg/L		105	75 - 125	0	20
Zinc	<0.0028		0.0505	0.0543		mg/L		108	75 - 125	10	20

Lab Sample ID: MB 680-824116/1-A
Matrix: Water
Analysis Batch: 824321

Client Sample ID: Method Blank
Prep Type: Total Recoverable
Prep Batch: 824116

Analyte	MB Result	MB Qualifier	RL	MDL	Unit	D	Prepared	Analyzed	Dil Fac
Antimony	<0.00034		0.0020	0.00034	mg/L		02/23/24 05:57	02/23/24 22:11	1
Arsenic	<0.00086		0.0010	0.00086	mg/L		02/23/24 05:57	02/23/24 22:11	1
Barium	<0.00089		0.010	0.00089	mg/L		02/23/24 05:57	02/23/24 22:11	1
Beryllium	<0.00020		0.0025	0.00020	mg/L		02/23/24 05:57	02/23/24 22:11	1
Cadmium	<0.000078		0.0025	0.000078	mg/L		02/23/24 05:57	02/23/24 22:11	1
Calcium	<0.14		0.50	0.14	mg/L		02/23/24 05:57	02/23/24 22:11	1
Chromium	0.00150	J	0.0020	0.0012	mg/L		02/23/24 05:57	02/23/24 22:11	1
Cobalt	<0.00022		0.0025	0.00022	mg/L		02/23/24 05:57	02/23/24 22:11	1
Copper	<0.0011		0.0020	0.0011	mg/L		02/23/24 05:57	02/23/24 22:11	1
Lead	<0.00021		0.0010	0.00021	mg/L		02/23/24 05:57	02/23/24 22:11	1
Nickel	<0.00042		0.0010	0.00042	mg/L		02/23/24 05:57	02/23/24 22:11	1
Selenium	<0.00099		0.0050	0.00099	mg/L		02/23/24 05:57	02/23/24 22:11	1
Silver	<0.00039		0.0010	0.00039	mg/L		02/23/24 05:57	02/23/24 22:11	1
Thallium	<0.00026		0.0010	0.00026	mg/L		02/23/24 05:57	02/23/24 22:11	1
Vanadium	<0.00063		0.0020	0.00063	mg/L		02/23/24 05:57	02/23/24 22:11	1
Zinc	<0.0028		0.0050	0.0028	mg/L		02/23/24 05:57	02/23/24 22:11	1

Method: 6020B - Metals (ICP/MS) (Continued)

Lab Sample ID: MB 680-824116/1-A
Matrix: Water
Analysis Batch: 824440

Client Sample ID: Method Blank
Prep Type: Total Recoverable
Prep Batch: 824116

Analyte	MB Result	MB Qualifier	RL	MDL	Unit	D	Prepared	Analyzed	Dil Fac
Boron	<0.022		0.080	0.022	mg/L		02/23/24 05:57	02/25/24 11:29	1

Lab Sample ID: LCS 680-824116/2-A
Matrix: Water
Analysis Batch: 824321

Client Sample ID: Lab Control Sample
Prep Type: Total Recoverable
Prep Batch: 824116

Analyte	Spike Added	LCS Result	LCS Qualifier	Unit	D	%Rec	%Rec Limits
Antimony	0.0500	0.0516		mg/L		103	80 - 120
Arsenic	0.100	0.104		mg/L		104	80 - 120
Barium	0.100	0.104		mg/L		104	80 - 120
Beryllium	0.0500	0.0566		mg/L		113	80 - 120
Cadmium	0.0500	0.0508		mg/L		102	80 - 120
Calcium	5.00	4.79		mg/L		96	80 - 120
Chromium	0.100	0.112		mg/L		112	80 - 120
Cobalt	0.0500	0.0503		mg/L		101	80 - 120
Copper	0.101	0.113		mg/L		112	80 - 120
Lead	0.500	0.479		mg/L		96	80 - 120
Nickel	0.100	0.100		mg/L		100	80 - 120
Selenium	0.100	0.105		mg/L		105	80 - 120
Silver	0.0500	0.0513		mg/L		103	80 - 120
Thallium	0.0500	0.0498		mg/L		100	80 - 120
Vanadium	0.100	0.108		mg/L		108	80 - 120
Zinc	0.0505	0.0515		mg/L		102	80 - 120

Lab Sample ID: LCS 680-824116/2-A
Matrix: Water
Analysis Batch: 824440

Client Sample ID: Lab Control Sample
Prep Type: Total Recoverable
Prep Batch: 824116

Analyte	Spike Added	LCS Result	LCS Qualifier	Unit	D	%Rec	%Rec Limits
Boron	0.400	0.377		mg/L		94	80 - 120

Lab Sample ID: 680-247015-E-1-E MS
Matrix: Water
Analysis Batch: 824321

Client Sample ID: Matrix Spike
Prep Type: Total Recoverable
Prep Batch: 824116

Analyte	Sample Result	Sample Qualifier	Spike Added	MS Result	MS Qualifier	Unit	D	%Rec	%Rec Limits
Antimony	<0.00034		0.0500	0.0561		mg/L		112	75 - 125
Arsenic	<0.00086		0.100	0.114		mg/L		114	75 - 125
Barium	0.19		0.100	0.309		mg/L		116	75 - 125
Beryllium	<0.00020		0.0500	0.0573		mg/L		115	75 - 125
Cadmium	<0.000078		0.0500	0.0545		mg/L		109	75 - 125
Calcium	71		5.00	72.9	4	mg/L		41	75 - 125
Chromium	0.0014	J B	0.100	0.121		mg/L		120	75 - 125
Cobalt	<0.00022		0.0500	0.0558		mg/L		112	75 - 125
Copper	<0.0011		0.101	0.117		mg/L		116	75 - 125
Lead	0.0019		0.500	0.489		mg/L		97	75 - 125
Nickel	<0.00042		0.100	0.106		mg/L		106	75 - 125
Selenium	<0.00099		0.100	0.0902		mg/L		90	75 - 125
Silver	<0.00039		0.0500	0.0546		mg/L		109	75 - 125

Method: 6020B - Metals (ICP/MS) (Continued)

Lab Sample ID: 680-247015-E-1-E MS
Matrix: Water
Analysis Batch: 824321

Client Sample ID: Matrix Spike
Prep Type: Total Recoverable
Prep Batch: 824116

Analyte	Sample Result	Sample Qualifier	Spike Added	MS Result	MS Qualifier	Unit	D	%Rec	%Rec Limits
Thallium	<0.00026		0.0500	0.0510		mg/L		102	75 - 125
Vanadium	<0.00063		0.100	0.119		mg/L		119	75 - 125
Zinc	<0.0028		0.0505	0.0552		mg/L		109	75 - 125

Lab Sample ID: 680-247015-E-1-E MS
Matrix: Water
Analysis Batch: 824440

Client Sample ID: Matrix Spike
Prep Type: Total Recoverable
Prep Batch: 824116

Analyte	Sample Result	Sample Qualifier	Spike Added	MS Result	MS Qualifier	Unit	D	%Rec	%Rec Limits
Boron	0.51	F1	0.400	0.789	F1	mg/L		70	75 - 125

Lab Sample ID: 680-247015-E-1-F MSD
Matrix: Water
Analysis Batch: 824321

Client Sample ID: Matrix Spike Duplicate
Prep Type: Total Recoverable
Prep Batch: 824116

Analyte	Sample Result	Sample Qualifier	Spike Added	MSD Result	MSD Qualifier	Unit	D	%Rec	%Rec Limits	RPD	RPD Limit
Antimony	<0.00034		0.0500	0.0561		mg/L		112	75 - 125	0	20
Arsenic	<0.00086		0.100	0.112		mg/L		112	75 - 125	2	20
Barium	0.19		0.100	0.309		mg/L		116	75 - 125	0	20
Beryllium	<0.00020		0.0500	0.0577		mg/L		115	75 - 125	1	20
Cadmium	<0.000078		0.0500	0.0547		mg/L		109	75 - 125	0	20
Calcium	71		5.00	72.8	4	mg/L		38	75 - 125	0	20
Chromium	0.0014	J B	0.100	0.121		mg/L		120	75 - 125	0	20
Cobalt	<0.00022		0.0500	0.0541		mg/L		108	75 - 125	3	20
Copper	<0.0011		0.101	0.115		mg/L		114	75 - 125	2	20
Lead	0.0019		0.500	0.488		mg/L		97	75 - 125	0	20
Nickel	<0.00042		0.100	0.104		mg/L		104	75 - 125	2	20
Selenium	<0.00099		0.100	0.0921		mg/L		92	75 - 125	2	20
Silver	<0.00039		0.0500	0.0541		mg/L		108	75 - 125	1	20
Thallium	<0.00026		0.0500	0.0513		mg/L		103	75 - 125	1	20
Vanadium	<0.00063		0.100	0.120		mg/L		120	75 - 125	2	20
Zinc	<0.0028		0.0505	0.0545		mg/L		108	75 - 125	1	20

Lab Sample ID: 680-247015-E-1-F MSD
Matrix: Water
Analysis Batch: 824440

Client Sample ID: Matrix Spike Duplicate
Prep Type: Total Recoverable
Prep Batch: 824116

Analyte	Sample Result	Sample Qualifier	Spike Added	MSD Result	MSD Qualifier	Unit	D	%Rec	%Rec Limits	RPD	RPD Limit
Boron	0.51	F1	0.400	0.790	F1	mg/L		70	75 - 125	0	20

Lab Sample ID: MB 680-824118/1-A
Matrix: Water
Analysis Batch: 824321

Client Sample ID: Method Blank
Prep Type: Total Recoverable
Prep Batch: 824118

Analyte	MB Result	MB Qualifier	RL	MDL	Unit	D	Prepared	Analyzed	Dil Fac
Antimony	<0.00034		0.0020	0.00034	mg/L		02/23/24 05:57	02/24/24 00:00	1
Arsenic	<0.00086		0.0010	0.00086	mg/L		02/23/24 05:57	02/24/24 00:00	1
Barium	<0.00089		0.010	0.00089	mg/L		02/23/24 05:57	02/24/24 00:00	1
Beryllium	<0.00020		0.0025	0.00020	mg/L		02/23/24 05:57	02/24/24 00:00	1
Boron	<0.022		0.080	0.022	mg/L		02/23/24 05:57	02/24/24 00:00	1

Method: 6020B - Metals (ICP/MS) (Continued)

Lab Sample ID: MB 680-824118/1-A
Matrix: Water
Analysis Batch: 824321

Client Sample ID: Method Blank
Prep Type: Total Recoverable
Prep Batch: 824118

Analyte	MB Result	MB Qualifier	RL	MDL	Unit	D	Prepared	Analyzed	Dil Fac
Cadmium	<0.000078		0.0025	0.000078	mg/L		02/23/24 05:57	02/24/24 00:00	1
Calcium	<0.14		0.50	0.14	mg/L		02/23/24 05:57	02/24/24 00:00	1
Chromium	0.00144	J	0.0020	0.0012	mg/L		02/23/24 05:57	02/24/24 00:00	1
Cobalt	<0.00022		0.0025	0.00022	mg/L		02/23/24 05:57	02/24/24 00:00	1
Copper	<0.0011		0.0020	0.0011	mg/L		02/23/24 05:57	02/24/24 00:00	1
Lead	<0.00021		0.0010	0.00021	mg/L		02/23/24 05:57	02/24/24 00:00	1
Nickel	<0.00042		0.0010	0.00042	mg/L		02/23/24 05:57	02/24/24 00:00	1
Selenium	<0.00099		0.0050	0.00099	mg/L		02/23/24 05:57	02/24/24 00:00	1
Silver	<0.00039		0.0010	0.00039	mg/L		02/23/24 05:57	02/24/24 00:00	1
Thallium	<0.00026		0.0010	0.00026	mg/L		02/23/24 05:57	02/24/24 00:00	1
Vanadium	<0.00063		0.0020	0.00063	mg/L		02/23/24 05:57	02/24/24 00:00	1
Zinc	<0.0028		0.0050	0.0028	mg/L		02/23/24 05:57	02/24/24 00:00	1

Lab Sample ID: LCS 680-824118/2-A
Matrix: Water
Analysis Batch: 824321

Client Sample ID: Lab Control Sample
Prep Type: Total Recoverable
Prep Batch: 824118

Analyte	Spike Added	LCS Result	LCS Qualifier	Unit	D	%Rec	%Rec Limits
Antimony	0.0500	0.0514		mg/L		103	80 - 120
Arsenic	0.100	0.106		mg/L		106	80 - 120
Barium	0.100	0.104		mg/L		104	80 - 120
Beryllium	0.0500	0.0540		mg/L		108	80 - 120
Boron	0.400	0.418		mg/L		104	80 - 120
Cadmium	0.0500	0.0492		mg/L		98	80 - 120
Calcium	5.00	4.97		mg/L		99	80 - 120
Chromium	0.100	0.117		mg/L		117	80 - 120
Cobalt	0.0500	0.0517		mg/L		103	80 - 120
Copper	0.101	0.112		mg/L		111	80 - 120
Lead	0.500	0.493		mg/L		99	80 - 120
Nickel	0.100	0.0995		mg/L		100	80 - 120
Selenium	0.100	0.109		mg/L		109	80 - 120
Silver	0.0500	0.0517		mg/L		103	80 - 120
Thallium	0.0500	0.0509		mg/L		102	80 - 120
Vanadium	0.100	0.114		mg/L		114	80 - 120
Zinc	0.0505	0.0525		mg/L		104	80 - 120

Lab Sample ID: 680-247011-11 MS
Matrix: Water
Analysis Batch: 824321

Client Sample ID: WAN-GWC-27
Prep Type: Total Recoverable
Prep Batch: 824118

Analyte	Sample Result	Sample Qualifier	Spike Added	MS Result	MS Qualifier	Unit	D	%Rec	%Rec Limits
Antimony	<0.00034		0.0500	0.0529		mg/L		106	75 - 125
Arsenic	<0.00086		0.100	0.106		mg/L		106	75 - 125
Barium	0.013		0.100	0.118		mg/L		105	75 - 125
Beryllium	0.0038		0.0500	0.0611		mg/L		115	75 - 125
Boron	<0.022		0.400	0.446		mg/L		112	75 - 125
Cadmium	<0.000078		0.0500	0.0507		mg/L		101	75 - 125
Calcium	1.7		5.00	6.44		mg/L		94	75 - 125
Chromium	0.0014	J B	0.100	0.115		mg/L		113	75 - 125

Method: 6020B - Metals (ICP/MS) (Continued)

Lab Sample ID: 680-247011-11 MS
Matrix: Water
Analysis Batch: 824321

Client Sample ID: WAN-GWC-27
Prep Type: Total Recoverable
Prep Batch: 824118

Analyte	Sample Result	Sample Qualifier	Spike Added	MS Result	MS Qualifier	Unit	D	%Rec	%Rec Limits
Cobalt	0.0010	J	0.0500	0.0537		mg/L		105	75 - 125
Copper	<0.0011		0.101	0.113		mg/L		112	75 - 125
Lead	<0.00021		0.500	0.490		mg/L		98	75 - 125
Nickel	<0.00042		0.100	0.100		mg/L		100	75 - 125
Selenium	<0.00099		0.100	0.108		mg/L		108	75 - 125
Silver	<0.00039		0.0500	0.0531		mg/L		106	75 - 125
Thallium	<0.00026		0.0500	0.0504		mg/L		101	75 - 125
Vanadium	<0.00063		0.100	0.111		mg/L		111	75 - 125
Zinc	<0.0028		0.0505	0.0527		mg/L		104	75 - 125

Lab Sample ID: 680-247011-11 MSD
Matrix: Water
Analysis Batch: 824321

Client Sample ID: WAN-GWC-27
Prep Type: Total Recoverable
Prep Batch: 824118

Analyte	Sample Result	Sample Qualifier	Spike Added	MSD Result	MSD Qualifier	Unit	D	%Rec	%Rec Limits	RPD	RPD Limit
Antimony	<0.00034		0.0500	0.0522		mg/L		104	75 - 125	1	20
Arsenic	<0.00086		0.100	0.104		mg/L		104	75 - 125	2	20
Barium	0.013		0.100	0.117		mg/L		104	75 - 125	0	20
Beryllium	0.0038		0.0500	0.0578		mg/L		108	75 - 125	6	20
Boron	<0.022		0.400	0.427		mg/L		107	75 - 125	4	20
Cadmium	<0.000078		0.0500	0.0490		mg/L		98	75 - 125	3	20
Calcium	1.7		5.00	6.37		mg/L		93	75 - 125	1	20
Chromium	0.0014	J B	0.100	0.113		mg/L		111	75 - 125	2	20
Cobalt	0.0010	J	0.0500	0.0511		mg/L		100	75 - 125	5	20
Copper	<0.0011		0.101	0.111		mg/L		110	75 - 125	2	20
Lead	<0.00021		0.500	0.477		mg/L		95	75 - 125	3	20
Nickel	<0.00042		0.100	0.0968		mg/L		97	75 - 125	4	20
Selenium	<0.00099		0.100	0.107		mg/L		107	75 - 125	2	20
Silver	<0.00039		0.0500	0.0550		mg/L		110	75 - 125	4	20
Thallium	<0.00026		0.0500	0.0499		mg/L		100	75 - 125	1	20
Vanadium	<0.00063		0.100	0.110		mg/L		110	75 - 125	1	20
Zinc	<0.0028		0.0505	0.0534		mg/L		106	75 - 125	1	20

Lab Sample ID: MB 680-824663/1-A
Matrix: Water
Analysis Batch: 824936

Client Sample ID: Method Blank
Prep Type: Total Recoverable
Prep Batch: 824663

Analyte	MB Result	MB Qualifier	RL	MDL	Unit	D	Prepared	Analyzed	Dil Fac
Antimony	<0.00034		0.0020	0.00034	mg/L		02/27/24 04:52	02/27/24 18:07	1
Arsenic	<0.00086		0.0010	0.00086	mg/L		02/27/24 04:52	02/27/24 18:07	1
Barium	<0.00089		0.010	0.00089	mg/L		02/27/24 04:52	02/27/24 18:07	1
Beryllium	<0.00020		0.0025	0.00020	mg/L		02/27/24 04:52	02/27/24 18:07	1
Boron	<0.022		0.080	0.022	mg/L		02/27/24 04:52	02/27/24 18:07	1
Cadmium	<0.000078		0.0025	0.000078	mg/L		02/27/24 04:52	02/27/24 18:07	1
Calcium	<0.14		0.50	0.14	mg/L		02/27/24 04:52	02/27/24 18:07	1
Chromium	<0.0012		0.0020	0.0012	mg/L		02/27/24 04:52	02/27/24 18:07	1
Cobalt	<0.00022		0.0025	0.00022	mg/L		02/27/24 04:52	02/27/24 18:07	1
Copper	<0.0011		0.0020	0.0011	mg/L		02/27/24 04:52	02/27/24 18:07	1
Lead	<0.00021		0.0010	0.00021	mg/L		02/27/24 04:52	02/27/24 18:07	1

Method: 6020B - Metals (ICP/MS) (Continued)

Lab Sample ID: MB 680-824663/1-A
Matrix: Water
Analysis Batch: 824936

Client Sample ID: Method Blank
Prep Type: Total Recoverable
Prep Batch: 824663

Analyte	MB Result	MB Qualifier	RL	MDL	Unit	D	Prepared	Analyzed	Dil Fac
Nickel	0.000445	J	0.0010	0.00042	mg/L		02/27/24 04:52	02/27/24 18:07	1
Selenium	<0.00099		0.0050	0.00099	mg/L		02/27/24 04:52	02/27/24 18:07	1
Silver	<0.00039		0.0010	0.00039	mg/L		02/27/24 04:52	02/27/24 18:07	1
Thallium	<0.00026		0.0010	0.00026	mg/L		02/27/24 04:52	02/27/24 18:07	1
Vanadium	<0.00063		0.0020	0.00063	mg/L		02/27/24 04:52	02/27/24 18:07	1
Zinc	<0.0028		0.0050	0.0028	mg/L		02/27/24 04:52	02/27/24 18:07	1

Lab Sample ID: LCS 680-824663/2-A
Matrix: Water
Analysis Batch: 824936

Client Sample ID: Lab Control Sample
Prep Type: Total Recoverable
Prep Batch: 824663

Analyte	Spike Added	LCS Result	LCS Qualifier	Unit	D	%Rec	%Rec Limits
Antimony	0.0500	0.0541		mg/L		108	80 - 120
Arsenic	0.100	0.107		mg/L		107	80 - 120
Barium	0.100	0.110		mg/L		110	80 - 120
Beryllium	0.0500	0.0547		mg/L		109	80 - 120
Boron	0.400	0.428		mg/L		107	80 - 120
Cadmium	0.0500	0.0552		mg/L		110	80 - 120
Calcium	5.00	5.31		mg/L		106	80 - 120
Chromium	0.100	0.110		mg/L		109	80 - 120
Cobalt	0.0500	0.0560		mg/L		112	80 - 120
Copper	0.101	0.112		mg/L		111	80 - 120
Lead	0.500	0.504		mg/L		101	80 - 120
Nickel	0.100	0.111		mg/L		111	80 - 120
Selenium	0.100	0.103		mg/L		103	80 - 120
Silver	0.0500	0.0530		mg/L		106	80 - 120
Thallium	0.0500	0.0553		mg/L		111	80 - 120
Vanadium	0.100	0.108		mg/L		108	80 - 120
Zinc	0.0505	0.0550		mg/L		109	80 - 120

Lab Sample ID: 400-251615-D-1-B MS
Matrix: Water
Analysis Batch: 824936

Client Sample ID: Matrix Spike
Prep Type: Total Recoverable
Prep Batch: 824663

Analyte	Sample Result	Sample Qualifier	Spike Added	MS Result	MS Qualifier	Unit	D	%Rec	%Rec Limits
Antimony	0.00067	J	0.0500	0.0547		mg/L		108	75 - 125
Arsenic	0.0069		0.100	0.112		mg/L		105	75 - 125
Barium	0.12		0.100	0.226		mg/L		108	75 - 125
Beryllium	<0.00020		0.0500	0.0550		mg/L		110	75 - 125
Boron	<0.022		0.400	0.434		mg/L		108	75 - 125
Cadmium	<0.000078		0.0500	0.0550		mg/L		110	75 - 125
Calcium	92		5.00	96.1	4	mg/L		92	75 - 125
Chromium	<0.0012		0.100	0.107		mg/L		107	75 - 125
Cobalt	0.00077	J	0.0500	0.0550		mg/L		108	75 - 125
Copper	0.0015	J	0.101	0.114		mg/L		112	75 - 125
Lead	0.0011		0.500	0.510		mg/L		102	75 - 125
Nickel	0.0038	B	0.100	0.113		mg/L		109	75 - 125
Selenium	<0.00099		0.100	0.102		mg/L		102	75 - 125
Silver	<0.00039		0.0500	0.0525		mg/L		105	75 - 125

Method: 6020B - Metals (ICP/MS) (Continued)

Lab Sample ID: 400-251615-D-1-B MS
Matrix: Water
Analysis Batch: 824936

Client Sample ID: Matrix Spike
Prep Type: Total Recoverable
Prep Batch: 824663

Analyte	Sample Result	Sample Qualifier	Spike Added	MS Result	MS Qualifier	Unit	D	%Rec	%Rec Limits
Thallium	<0.00026		0.0500	0.0559		mg/L		112	75 - 125
Vanadium	0.0021		0.100	0.109		mg/L		107	75 - 125
Zinc	0.034		0.0505	0.0881		mg/L		108	75 - 125

Lab Sample ID: 400-251615-D-1-C MSD
Matrix: Water
Analysis Batch: 824936

Client Sample ID: Matrix Spike Duplicate
Prep Type: Total Recoverable
Prep Batch: 824663

Analyte	Sample Result	Sample Qualifier	Spike Added	MSD Result	MSD Qualifier	Unit	D	%Rec	%Rec Limits	RPD	RPD Limit
Antimony	0.00067	J	0.0500	0.0542		mg/L		107	75 - 125	1	20
Arsenic	0.0069		0.100	0.114		mg/L		107	75 - 125	2	20
Barium	0.12		0.100	0.228		mg/L		109	75 - 125	1	20
Beryllium	<0.00020		0.0500	0.0552		mg/L		110	75 - 125	0	20
Boron	<0.022		0.400	0.442		mg/L		111	75 - 125	2	20
Cadmium	<0.000078		0.0500	0.0560		mg/L		112	75 - 125	2	20
Calcium	92		5.00	95.8	4	mg/L		87	75 - 125	0	20
Chromium	<0.0012		0.100	0.111		mg/L		111	75 - 125	3	20
Cobalt	0.00077	J	0.0500	0.0560		mg/L		111	75 - 125	2	20
Copper	0.0015	J	0.101	0.114		mg/L		112	75 - 125	0	20
Lead	0.0011		0.500	0.509		mg/L		101	75 - 125	0	20
Nickel	0.0038	B	0.100	0.112		mg/L		108	75 - 125	1	20
Selenium	<0.00099		0.100	0.105		mg/L		105	75 - 125	3	20
Silver	<0.00039		0.0500	0.0531		mg/L		106	75 - 125	1	20
Thallium	<0.00026		0.0500	0.0565		mg/L		113	75 - 125	1	20
Vanadium	0.0021		0.100	0.112		mg/L		110	75 - 125	3	20
Zinc	0.034		0.0505	0.0909		mg/L		113	75 - 125	3	20

Lab Sample ID: MB 680-824664/1-A
Matrix: Water
Analysis Batch: 824936

Client Sample ID: Method Blank
Prep Type: Total Recoverable
Prep Batch: 824664

Analyte	MB Result	MB Qualifier	RL	MDL	Unit	D	Prepared	Analyzed	Dil Fac
Antimony	<0.00034		0.0020	0.00034	mg/L		02/27/24 04:52	02/27/24 16:38	1
Arsenic	<0.00086		0.0010	0.00086	mg/L		02/27/24 04:52	02/27/24 16:38	1
Barium	<0.00089		0.010	0.00089	mg/L		02/27/24 04:52	02/27/24 16:38	1
Beryllium	<0.00020		0.0025	0.00020	mg/L		02/27/24 04:52	02/27/24 16:38	1
Boron	<0.022		0.080	0.022	mg/L		02/27/24 04:52	02/27/24 16:38	1
Cadmium	<0.000078		0.0025	0.000078	mg/L		02/27/24 04:52	02/27/24 16:38	1
Calcium	<0.14		0.50	0.14	mg/L		02/27/24 04:52	02/27/24 16:38	1
Chromium	<0.0012		0.0020	0.0012	mg/L		02/27/24 04:52	02/27/24 16:38	1
Cobalt	<0.00022		0.0025	0.00022	mg/L		02/27/24 04:52	02/27/24 16:38	1
Copper	<0.0011		0.0020	0.0011	mg/L		02/27/24 04:52	02/27/24 16:38	1
Lead	<0.00021		0.0010	0.00021	mg/L		02/27/24 04:52	02/27/24 16:38	1
Nickel	<0.00042		0.0010	0.00042	mg/L		02/27/24 04:52	02/27/24 16:38	1
Selenium	<0.00099		0.0050	0.00099	mg/L		02/27/24 04:52	02/27/24 16:38	1
Silver	<0.00039		0.0010	0.00039	mg/L		02/27/24 04:52	02/27/24 16:38	1
Thallium	<0.00026		0.0010	0.00026	mg/L		02/27/24 04:52	02/27/24 16:38	1
Vanadium	<0.00063		0.0020	0.00063	mg/L		02/27/24 04:52	02/27/24 16:38	1
Zinc	<0.0028		0.0050	0.0028	mg/L		02/27/24 04:52	02/27/24 16:38	1

Method: 6020B - Metals (ICP/MS) (Continued)

Lab Sample ID: LCS 680-824664/2-A
Matrix: Water
Analysis Batch: 824936

Client Sample ID: Lab Control Sample
Prep Type: Total Recoverable
Prep Batch: 824664

Analyte	Spike Added	LCS Result	LCS Qualifier	Unit	D	%Rec	%Rec Limits
Antimony	0.0500	0.0557		mg/L		111	80 - 120
Arsenic	0.100	0.111		mg/L		111	80 - 120
Barium	0.100	0.113		mg/L		113	80 - 120
Beryllium	0.0500	0.0563		mg/L		113	80 - 120
Boron	0.400	0.438		mg/L		110	80 - 120
Cadmium	0.0500	0.0565		mg/L		113	80 - 120
Calcium	5.00	5.50		mg/L		110	80 - 120
Chromium	0.100	0.113		mg/L		113	80 - 120
Cobalt	0.0500	0.0583		mg/L		117	80 - 120
Copper	0.101	0.116		mg/L		115	80 - 120
Lead	0.500	0.520		mg/L		104	80 - 120
Nickel	0.100	0.114		mg/L		114	80 - 120
Selenium	0.100	0.108		mg/L		108	80 - 120
Silver	0.0500	0.0560		mg/L		112	80 - 120
Thallium	0.0500	0.0559		mg/L		112	80 - 120
Vanadium	0.100	0.112		mg/L		112	80 - 120
Zinc	0.0505	0.0577		mg/L		114	80 - 120

Lab Sample ID: 680-247150-8 MS
Matrix: Water
Analysis Batch: 824936

Client Sample ID: WAN-GWC-25
Prep Type: Total Recoverable
Prep Batch: 824664

Analyte	Sample Result	Sample Qualifier	Spike Added	MS Result	MS Qualifier	Unit	D	%Rec	%Rec Limits
Antimony	<0.00034		0.0500	0.0558		mg/L		112	75 - 125
Arsenic	<0.00086		0.100	0.109		mg/L		109	75 - 125
Barium	0.026		0.100	0.138		mg/L		113	75 - 125
Beryllium	<0.00020		0.0500	0.0546		mg/L		109	75 - 125
Boron	<0.022		0.400	0.431		mg/L		108	75 - 125
Cadmium	<0.000078		0.0500	0.0575		mg/L		115	75 - 125
Calcium	8.3		5.00	13.4		mg/L		103	75 - 125
Chromium	<0.0012		0.100	0.110		mg/L		109	75 - 125
Cobalt	0.0035		0.0500	0.0596		mg/L		112	75 - 125
Copper	<0.0011		0.101	0.116		mg/L		115	75 - 125
Lead	<0.00021		0.500	0.506		mg/L		101	75 - 125
Nickel	0.0038		0.100	0.114		mg/L		111	75 - 125
Selenium	<0.00099		0.100	0.106		mg/L		106	75 - 125
Silver	<0.00039		0.0500	0.0539		mg/L		108	75 - 125
Thallium	<0.00026		0.0500	0.0557		mg/L		111	75 - 125
Vanadium	<0.00063		0.100	0.109		mg/L		109	75 - 125
Zinc	0.0042	J	0.0505	0.0612		mg/L		113	75 - 125

Lab Sample ID: 680-247150-8 MSD
Matrix: Water
Analysis Batch: 824936

Client Sample ID: WAN-GWC-25
Prep Type: Total Recoverable
Prep Batch: 824664

Analyte	Sample Result	Sample Qualifier	Spike Added	MSD Result	MSD Qualifier	Unit	D	%Rec	%Rec Limits	RPD	RPD Limit
Antimony	<0.00034		0.0500	0.0580		mg/L		116	75 - 125	4	20
Arsenic	<0.00086		0.100	0.114		mg/L		114	75 - 125	5	20
Barium	0.026		0.100	0.143		mg/L		117	75 - 125	3	20

Method: 6020B - Metals (ICP/MS) (Continued)

Lab Sample ID: 680-247150-8 MSD
Matrix: Water
Analysis Batch: 824936

Client Sample ID: WAN-GWC-25
Prep Type: Total Recoverable
Prep Batch: 824664

Analyte	Sample Result	Sample Qualifier	Spike Added	MSD Result	MSD Qualifier	Unit	D	%Rec	%Rec Limits	RPD	RPD Limit
Beryllium	<0.00020		0.0500	0.0574		mg/L		115	75 - 125	5	20
Boron	<0.022		0.400	0.476		mg/L		119	75 - 125	10	20
Cadmium	<0.000078		0.0500	0.0598		mg/L		120	75 - 125	4	20
Calcium	8.3		5.00	14.0		mg/L		115	75 - 125	4	20
Chromium	<0.0012		0.100	0.116		mg/L		115	75 - 125	5	20
Cobalt	0.0035		0.0500	0.0623		mg/L		118	75 - 125	4	20
Copper	<0.0011		0.101	0.120		mg/L		119	75 - 125	4	20
Lead	<0.00021		0.500	0.544		mg/L		109	75 - 125	7	20
Nickel	0.0038		0.100	0.120		mg/L		116	75 - 125	5	20
Selenium	<0.00099		0.100	0.112		mg/L		112	75 - 125	6	20
Silver	<0.00039		0.0500	0.0576		mg/L		115	75 - 125	6	20
Thallium	<0.00026		0.0500	0.0601		mg/L		120	75 - 125	8	20
Vanadium	<0.00063		0.100	0.115		mg/L		115	75 - 125	6	20
Zinc	0.0042	J	0.0505	0.0631		mg/L		117	75 - 125	3	20

Lab Sample ID: MB 680-824667/1-A
Matrix: Water
Analysis Batch: 824936

Client Sample ID: Method Blank
Prep Type: Total Recoverable
Prep Batch: 824667

Analyte	MB Result	MB Qualifier	RL	MDL	Unit	D	Prepared	Analyzed	Dil Fac
Antimony	<0.00034		0.0020	0.00034	mg/L		02/27/24 04:59	02/28/24 08:40	1
Arsenic	<0.00086		0.0010	0.00086	mg/L		02/27/24 04:59	02/28/24 08:40	1
Barium	<0.00089		0.010	0.00089	mg/L		02/27/24 04:59	02/28/24 08:40	1
Beryllium	<0.00020		0.0025	0.00020	mg/L		02/27/24 04:59	02/28/24 08:40	1
Boron	<0.022		0.080	0.022	mg/L		02/27/24 04:59	02/28/24 08:40	1
Cadmium	<0.000078		0.0025	0.000078	mg/L		02/27/24 04:59	02/28/24 08:40	1
Calcium	<0.14		0.50	0.14	mg/L		02/27/24 04:59	02/28/24 08:40	1
Chromium	<0.0012		0.0020	0.0012	mg/L		02/27/24 04:59	02/28/24 08:40	1
Cobalt	<0.00022		0.0025	0.00022	mg/L		02/27/24 04:59	02/28/24 08:40	1
Copper	<0.0011		0.0020	0.0011	mg/L		02/27/24 04:59	02/28/24 08:40	1
Lead	<0.00021		0.0010	0.00021	mg/L		02/27/24 04:59	02/28/24 08:40	1
Nickel	<0.00042		0.0010	0.00042	mg/L		02/27/24 04:59	02/28/24 08:40	1
Selenium	<0.00099		0.0050	0.00099	mg/L		02/27/24 04:59	02/28/24 08:40	1
Silver	<0.00039		0.0010	0.00039	mg/L		02/27/24 04:59	02/28/24 08:40	1
Thallium	<0.00026		0.0010	0.00026	mg/L		02/27/24 04:59	02/28/24 08:40	1
Vanadium	<0.00063		0.0020	0.00063	mg/L		02/27/24 04:59	02/28/24 08:40	1
Zinc	<0.0028		0.0050	0.0028	mg/L		02/27/24 04:59	02/28/24 08:40	1

Lab Sample ID: LCS 680-824667/2-A
Matrix: Water
Analysis Batch: 824936

Client Sample ID: Lab Control Sample
Prep Type: Total Recoverable
Prep Batch: 824667

Analyte	Spike Added	LCS Result	LCS Qualifier	Unit	D	%Rec	%Rec Limits
Antimony	0.0500	0.0558		mg/L		112	80 - 120
Arsenic	0.100	0.110		mg/L		110	80 - 120
Barium	0.100	0.113		mg/L		113	80 - 120
Beryllium	0.0500	0.0554		mg/L		111	80 - 120
Boron	0.400	0.434		mg/L		108	80 - 120
Cadmium	0.0500	0.0574		mg/L		115	80 - 120

Method: 6020B - Metals (ICP/MS) (Continued)

Lab Sample ID: LCS 680-824667/2-A
Matrix: Water
Analysis Batch: 824936

Client Sample ID: Lab Control Sample
Prep Type: Total Recoverable
Prep Batch: 824667

Analyte	Spike Added	LCS Result	LCS Qualifier	Unit	D	%Rec	%Rec Limits
Calcium	5.00	5.56		mg/L		111	80 - 120
Chromium	0.100	0.113		mg/L		113	80 - 120
Cobalt	0.0500	0.0579		mg/L		116	80 - 120
Copper	0.101	0.115		mg/L		114	80 - 120
Lead	0.500	0.519		mg/L		104	80 - 120
Nickel	0.100	0.114		mg/L		114	80 - 120
Selenium	0.100	0.106		mg/L		106	80 - 120
Silver	0.0500	0.0537		mg/L		107	80 - 120
Thallium	0.0500	0.0575		mg/L		115	80 - 120
Vanadium	0.100	0.111		mg/L		111	80 - 120
Zinc	0.0505	0.0573		mg/L		113	80 - 120

Lab Sample ID: 680-247150-1 MS
Matrix: Water
Analysis Batch: 824936

Client Sample ID: WAN-GWC-7
Prep Type: Total Recoverable
Prep Batch: 824667

Analyte	Sample Result	Sample Qualifier	Spike Added	MS Result	MS Qualifier	Unit	D	%Rec	%Rec Limits
Antimony	<0.00034		0.0500	0.0551		mg/L		110	75 - 125
Arsenic	<0.00086		0.100	0.106		mg/L		106	75 - 125
Barium	0.066		0.100	0.177		mg/L		112	75 - 125
Beryllium	<0.00020		0.0500	0.0546		mg/L		109	75 - 125
Boron	0.035	J	0.400	0.456		mg/L		105	75 - 125
Cadmium	<0.000078		0.0500	0.0565		mg/L		113	75 - 125
Calcium	44		5.00	49.5	4	mg/L		108	75 - 125
Chromium	<0.0012		0.100	0.109		mg/L		108	75 - 125
Cobalt	0.00076	J	0.0500	0.0547		mg/L		108	75 - 125
Copper	<0.0011		0.101	0.112		mg/L		111	75 - 125
Lead	<0.00021		0.500	0.510		mg/L		102	75 - 125
Nickel	0.0082		0.100	0.116		mg/L		108	75 - 125
Selenium	<0.00099		0.100	0.103		mg/L		103	75 - 125
Silver	<0.00039		0.0500	0.0531		mg/L		106	75 - 125
Thallium	<0.00026		0.0500	0.0569		mg/L		114	75 - 125
Vanadium	0.0029		0.100	0.111		mg/L		108	75 - 125
Zinc	<0.0028		0.0505	0.0555		mg/L		110	75 - 125

Lab Sample ID: 680-247150-1 MSD
Matrix: Water
Analysis Batch: 824936

Client Sample ID: WAN-GWC-7
Prep Type: Total Recoverable
Prep Batch: 824667

Analyte	Sample Result	Sample Qualifier	Spike Added	MSD Result	MSD Qualifier	Unit	D	%Rec	%Rec Limits	RPD	RPD Limit
Antimony	<0.00034		0.0500	0.0584		mg/L		117	75 - 125	6	20
Arsenic	<0.00086		0.100	0.113		mg/L		113	75 - 125	6	20
Barium	0.066		0.100	0.183		mg/L		118	75 - 125	3	20
Beryllium	<0.00020		0.0500	0.0581		mg/L		116	75 - 125	6	20
Boron	0.035	J	0.400	0.473		mg/L		110	75 - 125	4	20
Cadmium	<0.000078		0.0500	0.0594		mg/L		119	75 - 125	5	20
Calcium	44		5.00	48.8	4	mg/L		95	75 - 125	1	20
Chromium	<0.0012		0.100	0.120		mg/L		120	75 - 125	10	20
Cobalt	0.00076	J	0.0500	0.0586		mg/L		116	75 - 125	7	20

Method: 6020B - Metals (ICP/MS) (Continued)

Lab Sample ID: 680-247150-1 MSD — **Client Sample ID: WAN-GWC-7**
Matrix: Water — **Prep Type: Total Recoverable**
Analysis Batch: 824936 — **Prep Batch: 824667**

Analyte	Sample Result	Sample Qualifier	Spike Added	MSD Result	MSD Qualifier	Unit	D	%Rec	%Rec Limits	RPD	RPD Limit
Copper	<0.0011		0.101	0.119		mg/L		118	75 - 125	6	20
Lead	<0.00021		0.500	0.540		mg/L		108	75 - 125	6	20
Nickel	0.0082		0.100	0.123		mg/L		115	75 - 125	6	20
Selenium	<0.00099		0.100	0.111		mg/L		111	75 - 125	7	20
Silver	<0.00039		0.0500	0.0524		mg/L		105	75 - 125	1	20
Thallium	<0.00026		0.0500	0.0603		mg/L		121	75 - 125	6	20
Vanadium	0.0029		0.100	0.119		mg/L		116	75 - 125	7	20
Zinc	<0.0028		0.0505	0.0585		mg/L		116	75 - 125	5	20

Method: 7470A - Mercury

Lab Sample ID: MB 680-823633/1-A — **Client Sample ID: Method Blank**
Matrix: Water — **Prep Type: Total/NA**
Analysis Batch: 824013 — **Prep Batch: 823633**

Analyte	MB Result	MB Qualifier	RL	MDL	Unit	D	Prepared	Analyzed	Dil Fac
Mercury	<0.000080		0.00020	0.000080	mg/L		02/20/24 15:00	02/21/24 18:00	1

Lab Sample ID: LCS 680-823633/2-A — **Client Sample ID: Lab Control Sample**
Matrix: Water — **Prep Type: Total/NA**
Analysis Batch: 824013 — **Prep Batch: 823633**

Analyte	Spike Added	LCS Result	LCS Qualifier	Unit	D	%Rec	%Rec Limits
Mercury	0.00250	0.00254		mg/L		102	80 - 120

Lab Sample ID: 400-250690-H-2-D MS — **Client Sample ID: Matrix Spike**
Matrix: Water — **Prep Type: Total/NA**
Analysis Batch: 824013 — **Prep Batch: 823633**

Analyte	Sample Result	Sample Qualifier	Spike Added	MS Result	MS Qualifier	Unit	D	%Rec	%Rec Limits
Mercury	<0.000080		0.00100	0.00107		mg/L		107	80 - 120

Lab Sample ID: 400-250690-H-2-E MSD — **Client Sample ID: Matrix Spike Duplicate**
Matrix: Water — **Prep Type: Total/NA**
Analysis Batch: 824013 — **Prep Batch: 823633**

Analyte	Sample Result	Sample Qualifier	Spike Added	MSD Result	MSD Qualifier	Unit	D	%Rec	%Rec Limits	RPD	RPD Limit
Mercury	<0.000080		0.00100	0.00112		mg/L		112	80 - 120	4	20

Lab Sample ID: MB 680-823643/1-A — **Client Sample ID: Method Blank**
Matrix: Water — **Prep Type: Total/NA**
Analysis Batch: 823946 — **Prep Batch: 823643**

Analyte	MB Result	MB Qualifier	RL	MDL	Unit	D	Prepared	Analyzed	Dil Fac
Mercury	<0.000080		0.00020	0.000080	mg/L		02/20/24 15:18	02/21/24 16:54	1

Method: 7470A - Mercury (Continued)

Lab Sample ID: LCS 680-823643/2-A
Matrix: Water
Analysis Batch: 823946

Client Sample ID: Lab Control Sample
Prep Type: Total/NA
Prep Batch: 823643

Analyte			Spike Added	LCS Result	LCS Qualifier	Unit	D	%Rec	%Rec Limits		
Mercury			0.00250	0.00275		mg/L		110	80 - 120		

Lab Sample ID: 680-246862-F-11-D MS
Matrix: Water
Analysis Batch: 823946

Client Sample ID: Matrix Spike
Prep Type: Total/NA
Prep Batch: 823643

Analyte	Sample Result	Sample Qualifier	Spike Added	MS Result	MS Qualifier	Unit	D	%Rec	%Rec Limits		
Mercury	<0.000080		0.00100	0.00102		mg/L		102	80 - 120		

Lab Sample ID: 680-246862-F-11-E MSD
Matrix: Water
Analysis Batch: 823946

Client Sample ID: Matrix Spike Duplicate
Prep Type: Total/NA
Prep Batch: 823643

Analyte	Sample Result	Sample Qualifier	Spike Added	MSD Result	MSD Qualifier	Unit	D	%Rec	%Rec Limits	RPD	RPD Limit
Mercury	<0.000080		0.00100	0.00106		mg/L		106	80 - 120	4	20

Lab Sample ID: MB 680-824585/1-A
Matrix: Water
Analysis Batch: 824780

Client Sample ID: Method Blank
Prep Type: Total/NA
Prep Batch: 824585

Analyte	MB Result	MB Qualifier	RL	MDL	Unit	D	Prepared	Analyzed	Dil Fac
Mercury	<0.000080		0.00020	0.000080	mg/L		02/26/24 13:49	02/27/24 10:05	1

Lab Sample ID: LCS 680-824585/2-A
Matrix: Water
Analysis Batch: 824780

Client Sample ID: Lab Control Sample
Prep Type: Total/NA
Prep Batch: 824585

Analyte			Spike Added	LCS Result	LCS Qualifier	Unit	D	%Rec	%Rec Limits		
Mercury			0.00250	0.00216		mg/L		86	80 - 120		

Lab Sample ID: 680-247021-F-4-D MS
Matrix: Water
Analysis Batch: 824780

Client Sample ID: Matrix Spike
Prep Type: Total/NA
Prep Batch: 824585

Analyte	Sample Result	Sample Qualifier	Spike Added	MS Result	MS Qualifier	Unit	D	%Rec	%Rec Limits		
Mercury	<0.000080	F1	0.00100	0.000776	F1	mg/L		78	80 - 120		

Lab Sample ID: 680-247021-F-4-E MSD
Matrix: Water
Analysis Batch: 824780

Client Sample ID: Matrix Spike Duplicate
Prep Type: Total/NA
Prep Batch: 824585

Analyte	Sample Result	Sample Qualifier	Spike Added	MSD Result	MSD Qualifier	Unit	D	%Rec	%Rec Limits	RPD	RPD Limit
Mercury	<0.000080	F1	0.00100	0.000868		mg/L		87	80 - 120	11	20

Lab Sample ID: MB 680-824599/1-A
Matrix: Water
Analysis Batch: 824780

Client Sample ID: Method Blank
Prep Type: Total/NA
Prep Batch: 824599

Analyte	MB Result	MB Qualifier	RL	MDL	Unit	D	Prepared	Analyzed	Dil Fac
Mercury	<0.000080		0.00020	0.000080	mg/L		02/26/24 14:41	02/27/24 11:03	1

Method: 7470A - Mercury

Lab Sample ID: LCS 680-824599/2-A
Matrix: Water
Analysis Batch: 824780

Client Sample ID: Lab Control Sample
Prep Type: Total/NA
Prep Batch: 824599

Analyte			Spike Added	LCS Result	LCS Qualifier	Unit	D	%Rec	%Rec Limits		
Mercury			0.00250	0.00228		mg/L		91	80 - 120		

Lab Sample ID: 680-247011-4 MS
Matrix: Water
Analysis Batch: 824780

Client Sample ID: WAN-GWC-13
Prep Type: Total/NA
Prep Batch: 824599

Analyte	Sample Result	Sample Qualifier	Spike Added	MS Result	MS Qualifier	Unit	D	%Rec	%Rec Limits		
Mercury	<0.000080		0.00100	0.000854		mg/L		85	80 - 120		

Lab Sample ID: 680-247011-4 MSD
Matrix: Water
Analysis Batch: 824780

Client Sample ID: WAN-GWC-13
Prep Type: Total/NA
Prep Batch: 824599

Analyte	Sample Result	Sample Qualifier	Spike Added	MSD Result	MSD Qualifier	Unit	D	%Rec	%Rec Limits	RPD	RPD Limit
Mercury	<0.000080		0.00100	0.000846		mg/L		85	80 - 120	1	20

Lab Sample ID: MB 680-825157/1-A
Matrix: Water
Analysis Batch: 825433

Client Sample ID: Method Blank
Prep Type: Total/NA
Prep Batch: 825157

Analyte	MB Result	MB Qualifier	RL	MDL	Unit	D	Prepared	Analyzed	Dil Fac
Mercury	<0.000080		0.00020	0.000080	mg/L		02/29/24 10:17	02/29/24 15:00	1

Lab Sample ID: LCS 680-825157/2-A
Matrix: Water
Analysis Batch: 825433

Client Sample ID: Lab Control Sample
Prep Type: Total/NA
Prep Batch: 825157

Analyte			Spike Added	LCS Result	LCS Qualifier	Unit	D	%Rec	%Rec Limits		
Mercury			0.00250	0.00241		mg/L		97	80 - 120		

Lab Sample ID: 680-247026-G-5-C MS
Matrix: Water
Analysis Batch: 825433

Client Sample ID: Matrix Spike
Prep Type: Total/NA
Prep Batch: 825157

Analyte	Sample Result	Sample Qualifier	Spike Added	MS Result	MS Qualifier	Unit	D	%Rec	%Rec Limits		
Mercury	<0.000080		0.00100	0.000981		mg/L		98	80 - 120		

Lab Sample ID: 680-247026-G-5-D MSD
Matrix: Water
Analysis Batch: 825433

Client Sample ID: Matrix Spike Duplicate
Prep Type: Total/NA
Prep Batch: 825157

Analyte	Sample Result	Sample Qualifier	Spike Added	MSD Result	MSD Qualifier	Unit	D	%Rec	%Rec Limits	RPD	RPD Limit
Mercury	<0.000080		0.00100	0.000961		mg/L		96	80 - 120	2	20

Lab Sample ID: MB 680-825175/1-A
Matrix: Water
Analysis Batch: 825433

Client Sample ID: Method Blank
Prep Type: Total/NA
Prep Batch: 825175

Analyte	MB Result	MB Qualifier	RL	MDL	Unit	D	Prepared	Analyzed	Dil Fac
Mercury	<0.000080		0.00020	0.000080	mg/L		02/29/24 11:15	02/29/24 15:58	1

Method: 7470A - Mercury

Lab Sample ID: LCS 680-825175/2-A
Matrix: Water
Analysis Batch: 825433

Client Sample ID: Lab Control Sample
Prep Type: Total/NA
Prep Batch: 825175

Analyte			Spike Added	LCS Result	LCS Qualifier	Unit	D	%Rec	%Rec Limits		
Mercury			0.00250	0.00232		mg/L		93	80 - 120		

Lab Sample ID: 680-247099-C-3-D MS
Matrix: Water
Analysis Batch: 825433

Client Sample ID: Matrix Spike
Prep Type: Total/NA
Prep Batch: 825175

Analyte	Sample Result	Sample Qualifier	Spike Added	MS Result	MS Qualifier	Unit	D	%Rec	%Rec Limits		
Mercury	<0.000080		0.00100	0.000966		mg/L		97	80 - 120		

Lab Sample ID: 680-247099-C-3-E MSD
Matrix: Water
Analysis Batch: 825433

Client Sample ID: Matrix Spike Duplicate
Prep Type: Total/NA
Prep Batch: 825175

Analyte	Sample Result	Sample Qualifier	Spike Added	MSD Result	MSD Qualifier	Unit	D	%Rec	%Rec Limits	RPD	RPD Limit
Mercury	<0.000080		0.00100	0.000950		mg/L		95	80 - 120	2	20

Lab Sample ID: MB 680-825198/1-A
Matrix: Water
Analysis Batch: 825433

Client Sample ID: Method Blank
Prep Type: Total/NA
Prep Batch: 825198

Analyte	MB Result	MB Qualifier	RL	MDL	Unit	D	Prepared	Analyzed	Dil Fac
Mercury	<0.000080		0.00020	0.000080	mg/L		02/29/24 12:33	02/29/24 17:00	1

Lab Sample ID: LCS 680-825198/2-A
Matrix: Water
Analysis Batch: 825433

Client Sample ID: Lab Control Sample
Prep Type: Total/NA
Prep Batch: 825198

Analyte			Spike Added	LCS Result	LCS Qualifier	Unit	D	%Rec	%Rec Limits		
Mercury			0.00250	0.00242		mg/L		97	80 - 120		

Lab Sample ID: 680-247150-9 MS
Matrix: Water
Analysis Batch: 825433

Client Sample ID: WAN-GWC-30
Prep Type: Total/NA
Prep Batch: 825198

Analyte	Sample Result	Sample Qualifier	Spike Added	MS Result	MS Qualifier	Unit	D	%Rec	%Rec Limits		
Mercury	<0.000080		0.00100	0.000941		mg/L		94	80 - 120		

Lab Sample ID: 680-247150-9 MSD
Matrix: Water
Analysis Batch: 825433

Client Sample ID: WAN-GWC-30
Prep Type: Total/NA
Prep Batch: 825198

Analyte	Sample Result	Sample Qualifier	Spike Added	MSD Result	MSD Qualifier	Unit	D	%Rec	%Rec Limits	RPD	RPD Limit
Mercury	<0.000080		0.00100	0.000877		mg/L		88	80 - 120	7	20

Method: 2540C-2011 - Total Dissolved Solids (Dried at 180 °C)

Lab Sample ID: MB 680-823340/1
Matrix: Water
Analysis Batch: 823340

Client Sample ID: Method Blank
Prep Type: Total/NA

Analyte	MB Result	MB Qualifier	RL	MDL	Unit	D	Prepared	Analyzed	Dil Fac
Total Dissolved Solids	<10		10	10	mg/L			02/19/24 10:58	1

Lab Sample ID: LCS 680-823340/2
Matrix: Water
Analysis Batch: 823340

Client Sample ID: Lab Control Sample
Prep Type: Total/NA

Analyte	Spike Added	LCS Result	LCS Qualifier	Unit	D	%Rec	%Rec Limits
Total Dissolved Solids	2410	2440		mg/L		101	80 - 120

Lab Sample ID: LCSD 680-823340/3
Matrix: Water
Analysis Batch: 823340

Client Sample ID: Lab Control Sample Dup
Prep Type: Total/NA

Analyte	Spike Added	LCSD Result	LCSD Qualifier	Unit	D	%Rec	%Rec Limits	RPD	RPD Limit
Total Dissolved Solids	2410	2400		mg/L		100	80 - 120	2	25

Lab Sample ID: 680-246830-C-1 DU
Matrix: Water
Analysis Batch: 823340

Client Sample ID: Duplicate
Prep Type: Total/NA

Analyte	Sample Result	Sample Qualifier	DU Result	DU Qualifier	Unit	D	RPD	RPD Limit
Total Dissolved Solids	310		290	F3	mg/L		6	5

Lab Sample ID: MB 680-823618/1
Matrix: Water
Analysis Batch: 823618

Client Sample ID: Method Blank
Prep Type: Total/NA

Analyte	MB Result	MB Qualifier	RL	MDL	Unit	D	Prepared	Analyzed	Dil Fac
Total Dissolved Solids	<10		10	10	mg/L			02/20/24 14:24	1

Lab Sample ID: LCS 680-823618/2
Matrix: Water
Analysis Batch: 823618

Client Sample ID: Lab Control Sample
Prep Type: Total/NA

Analyte	Spike Added	LCS Result	LCS Qualifier	Unit	D	%Rec	%Rec Limits
Total Dissolved Solids	2410	2440		mg/L		101	80 - 120

Lab Sample ID: LCSD 680-823618/3
Matrix: Water
Analysis Batch: 823618

Client Sample ID: Lab Control Sample Dup
Prep Type: Total/NA

Analyte	Spike Added	LCSD Result	LCSD Qualifier	Unit	D	%Rec	%Rec Limits	RPD	RPD Limit
Total Dissolved Solids	2410	2410		mg/L		100	80 - 120	1	25

Lab Sample ID: 680-246862-C-15 DU
Matrix: Water
Analysis Batch: 823618

Client Sample ID: Duplicate
Prep Type: Total/NA

Analyte	Sample Result	Sample Qualifier	DU Result	DU Qualifier	Unit	D	RPD	RPD Limit
Total Dissolved Solids	180		184		mg/L		2	5

Method: 2540C-2011 - Total Dissolved Solids (Dried at 180 °C)

Lab Sample ID: 680-246862-E-17 DU
Matrix: Water
Analysis Batch: 823618

Client Sample ID: Duplicate
Prep Type: Total/NA

Analyte	Sample Result	Sample Qualifier		DU Result	DU Qualifier	Unit	D			RPD	RPD Limit
Total Dissolved Solids	210			178	F5	mg/L				16	5

Lab Sample ID: MB 680-824194/1
Matrix: Water
Analysis Batch: 824194

Client Sample ID: Method Blank
Prep Type: Total/NA

Analyte	MB Result	MB Qualifier	RL	MDL	Unit	D	Prepared	Analyzed	Dil Fac
Total Dissolved Solids	<10		10	10	mg/L			02/23/24 09:30	1

Lab Sample ID: LCS 680-824194/2
Matrix: Water
Analysis Batch: 824194

Client Sample ID: Lab Control Sample
Prep Type: Total/NA

Analyte			Spike Added	LCS Result	LCS Qualifier	Unit	D	%Rec	%Rec Limits		
Total Dissolved Solids			2410	2410		mg/L		100	80 - 120		

Lab Sample ID: LCSD 680-824194/3
Matrix: Water
Analysis Batch: 824194

Client Sample ID: Lab Control Sample Dup
Prep Type: Total/NA

Analyte			Spike Added	LCSD Result	LCSD Qualifier	Unit	D	%Rec	%Rec Limits	RPD	RPD Limit
Total Dissolved Solids			2410	2370		mg/L		98	80 - 120	2	25

Lab Sample ID: 680-247011-5 DU
Matrix: Water
Analysis Batch: 824194

Client Sample ID: WAN-GWC-14
Prep Type: Total/NA

Analyte	Sample Result	Sample Qualifier		DU Result	DU Qualifier	Unit	D			RPD	RPD Limit
Total Dissolved Solids	290			288		mg/L				0.7	5

Lab Sample ID: MB 680-824557/1
Matrix: Water
Analysis Batch: 824557

Client Sample ID: Method Blank
Prep Type: Total/NA

Analyte	MB Result	MB Qualifier	RL	MDL	Unit	D	Prepared	Analyzed	Dil Fac
Total Dissolved Solids	<10		10	10	mg/L			02/26/24 11:53	1

Lab Sample ID: LCS 680-824557/2
Matrix: Water
Analysis Batch: 824557

Client Sample ID: Lab Control Sample
Prep Type: Total/NA

Analyte			Spike Added	LCS Result	LCS Qualifier	Unit	D	%Rec	%Rec Limits		
Total Dissolved Solids			2410	2420		mg/L		100	80 - 120		

Lab Sample ID: LCSD 680-824557/3
Matrix: Water
Analysis Batch: 824557

Client Sample ID: Lab Control Sample Dup
Prep Type: Total/NA

Analyte			Spike Added	LCSD Result	LCSD Qualifier	Unit	D	%Rec	%Rec Limits	RPD	RPD Limit
Total Dissolved Solids			2410	2430		mg/L		101	80 - 120	0	25

Method: 2540C-2011 - Total Dissolved Solids (Dried at 180 °C)

Lab Sample ID: 680-247011-3 DU
Matrix: Water
Analysis Batch: 824557

Client Sample ID: WAN-GWC-12
Prep Type: Total/NA

Analyte	Sample Result	Sample Qualifier	DU Result	DU Qualifier	Unit	D	RPD	RPD Limit
Total Dissolved Solids	220		232		mg/L		4	5

Lab Sample ID: MB 680-824823/1
Matrix: Water
Analysis Batch: 824823

Client Sample ID: Method Blank
Prep Type: Total/NA

Analyte	MB Result	MB Qualifier	RL	MDL	Unit	D	Prepared	Analyzed	Dil Fac
Total Dissolved Solids	<10		10	10	mg/L			02/27/24 15:11	1

Lab Sample ID: LCS 680-824823/2
Matrix: Water
Analysis Batch: 824823

Client Sample ID: Lab Control Sample
Prep Type: Total/NA

Analyte	Spike Added	LCS Result	LCS Qualifier	Unit	D	%Rec	%Rec Limits
Total Dissolved Solids	2410	2390		mg/L		99	80 - 120

Lab Sample ID: LCSD 680-824823/3
Matrix: Water
Analysis Batch: 824823

Client Sample ID: Lab Control Sample Dup
Prep Type: Total/NA

Analyte	Spike Added	LCSD Result	LCSD Qualifier	Unit	D	%Rec	%Rec Limits	RPD	RPD Limit
Total Dissolved Solids	2410	2390		mg/L		99	80 - 120	0	25

Lab Sample ID: 680-247092-C-1 DU
Matrix: Water
Analysis Batch: 824823

Client Sample ID: Duplicate
Prep Type: Total/NA

Analyte	Sample Result	Sample Qualifier	DU Result	DU Qualifier	Unit	D	RPD	RPD Limit
Total Dissolved Solids	350		320	F3	mg/L		10	5

Lab Sample ID: MB 680-824887/1
Matrix: Water
Analysis Batch: 824887

Client Sample ID: Method Blank
Prep Type: Total/NA

Analyte	MB Result	MB Qualifier	RL	MDL	Unit	D	Prepared	Analyzed	Dil Fac
Total Dissolved Solids	<10		10	10	mg/L			02/27/24 21:02	1

Lab Sample ID: LCS 680-824887/2
Matrix: Water
Analysis Batch: 824887

Client Sample ID: Lab Control Sample
Prep Type: Total/NA

Analyte	Spike Added	LCS Result	LCS Qualifier	Unit	D	%Rec	%Rec Limits
Total Dissolved Solids	2410	2440		mg/L		101	80 - 120

Lab Sample ID: LCSD 680-824887/3
Matrix: Water
Analysis Batch: 824887

Client Sample ID: Lab Control Sample Dup
Prep Type: Total/NA

Analyte	Spike Added	LCSD Result	LCSD Qualifier	Unit	D	%Rec	%Rec Limits	RPD	RPD Limit
Total Dissolved Solids	2410	2440		mg/L		101	80 - 120	0	25

Client: Southern Company
Project/Site: Plant Wansley Landfill

Job ID: 680-246863-1

Method: 2540C-2011 - Total Dissolved Solids (Dried at 180 °C)

Lab Sample ID: 680-247150-1 DU
Matrix: Water
Analysis Batch: 824887

Client Sample ID: WAN-GWC-7
Prep Type: Total/NA

Analyte	Sample Result	Sample Qualifier		DU Result	DU Qualifier	Unit	D			RPD	RPD Limit
Total Dissolved Solids	350			350		mg/L				0	5

HPLC/IC

Analysis Batch: 78646

Lab Sample ID	Client Sample ID	Prep Type	Matrix	Method	Prep Batch
680-247011-1	WAN-GWC-9	Total/NA	Water	300.0	
680-247011-2	WAN-GWC-10	Total/NA	Water	300.0	
680-247011-3	WAN-GWC-12	Total/NA	Water	300.0	
680-247011-4	WAN-GWC-13	Total/NA	Water	300.0	
680-247011-5	WAN-GWC-14	Total/NA	Water	300.0	
680-247011-6	WAN-GWC-17	Total/NA	Water	300.0	
680-247011-7	WAN-GWC-20	Total/NA	Water	300.0	
680-247011-8	WAN-GWC-21	Total/NA	Water	300.0	
680-247011-9	WAN-GWC-23	Total/NA	Water	300.0	
680-247011-10	WAN-GWC-26	Total/NA	Water	300.0	
680-247011-11	WAN-GWC-27	Total/NA	Water	300.0	
680-247011-12	WAN-GWC-32	Total/NA	Water	300.0	
680-247011-13	WAN-GWC-33	Total/NA	Water	300.0	
680-247011-14	WAN-LF-FD-05	Total/NA	Water	300.0	
680-247011-15	WAN-LF-FB-10	Total/NA	Water	300.0	
680-247011-16	WAN-LF-EB-04	Total/NA	Water	300.0	
680-247011-17	WAN-LF-EB-05	Total/NA	Water	300.0	
MB 670-78646/40	Method Blank	Total/NA	Water	300.0	
MB 670-78646/71	Method Blank	Total/NA	Water	300.0	
LCS 670-78646/69	Lab Control Sample	Total/NA	Water	300.0	
LCSD 670-78646/70	Lab Control Sample Dup	Total/NA	Water	300.0	
680-247011-9 MS	WAN-GWC-23	Total/NA	Water	300.0	
680-247011-9 MSD	WAN-GWC-23	Total/NA	Water	300.0	

Analysis Batch: 78891

Lab Sample ID	Client Sample ID	Prep Type	Matrix	Method	Prep Batch
680-247011-5	WAN-GWC-14	Total/NA	Water	300.0	
680-247150-1	WAN-GWC-7	Total/NA	Water	300.0	
680-247150-2	WAN-GWC-8	Total/NA	Water	300.0	
680-247150-3	WAN-GWC-15	Total/NA	Water	300.0	
680-247150-4	WAN-GWC-16	Total/NA	Water	300.0	
680-247150-5	WAN-GWC-18	Total/NA	Water	300.0	
680-247150-6	WAN-GWC-19	Total/NA	Water	300.0	
680-247150-7	WAN-GWC-24	Total/NA	Water	300.0	
680-247150-8	WAN-GWC-25	Total/NA	Water	300.0	
680-247150-9	WAN-GWC-30	Total/NA	Water	300.0	
680-247150-10	WAN-GWC-31	Total/NA	Water	300.0	
680-247150-11	WAN-GWC-34	Total/NA	Water	300.0	
680-247150-12	WAN-GWC-35	Total/NA	Water	300.0	
680-247150-13	WAN-LF-FB-11	Total/NA	Water	300.0	
680-247150-14	WAN-LF-EB-06	Total/NA	Water	300.0	
MB 670-78891/37	Method Blank	Total/NA	Water	300.0	
MB 670-78891/6	Method Blank	Total/NA	Water	300.0	
MB 670-78891/68	Method Blank	Total/NA	Water	300.0	
LCS 670-78891/35	Lab Control Sample	Total/NA	Water	300.0	
LCS 670-78891/4	Lab Control Sample	Total/NA	Water	300.0	
LCS 670-78891/66	Lab Control Sample	Total/NA	Water	300.0	
LCSD 670-78891/36	Lab Control Sample Dup	Total/NA	Water	300.0	
LCSD 670-78891/5	Lab Control Sample Dup	Total/NA	Water	300.0	
LCSD 670-78891/67	Lab Control Sample Dup	Total/NA	Water	300.0	
680-247074-D-1 MS	Matrix Spike	Total/NA	Water	300.0	

HPLC/IC (Continued)

Analysis Batch: 78891 (Continued)

Lab Sample ID	Client Sample ID	Prep Type	Matrix	Method	Prep Batch
680-247074-D-1 MSD	Matrix Spike Duplicate	Total/NA	Water	300.0	
680-247150-5 MS	WAN-GWC-18	Total/NA	Water	300.0	
680-247150-5 MSD	WAN-GWC-18	Total/NA	Water	300.0	
680-247150-13 MS	WAN-LF-FB-11	Total/NA	Water	300.0	
680-247150-13 MSD	WAN-LF-FB-11	Total/NA	Water	300.0	
680-247150-14 MS	WAN-LF-EB-06	Total/NA	Water	300.0	
680-247150-14 MSD	WAN-LF-EB-06	Total/NA	Water	300.0	

Analysis Batch: 79096

Lab Sample ID	Client Sample ID	Prep Type	Matrix	Method	Prep Batch
680-247150-15	WAN-LF-EB-07	Total/NA	Water	300.0	
MB 670-79096/6	Method Blank	Total/NA	Water	300.0	
LCS 670-79096/4	Lab Control Sample	Total/NA	Water	300.0	
LCSD 670-79096/5	Lab Control Sample Dup	Total/NA	Water	300.0	
680-247150-15 MS	WAN-LF-EB-07	Total/NA	Water	300.0	
680-247150-15 MSD	WAN-LF-EB-07	Total/NA	Water	300.0	

Analysis Batch: 825136

Lab Sample ID	Client Sample ID	Prep Type	Matrix	Method	Prep Batch
680-246877-1	WAN-GWC-5	Total/NA	Water	300.0-1993 R2.1	
MB 680-825136/1002	Method Blank	Total/NA	Water	300.0-1993 R2.1	
LCS 680-825136/4	Lab Control Sample	Total/NA	Water	300.0-1993 R2.1	
LCSD 680-825136/5	Lab Control Sample Dup	Total/NA	Water	300.0-1993 R2.1	
752-16771-B-1 MS	Matrix Spike	Total/NA	Water	300.0-1993 R2.1	
752-16771-B-1 MSD	Matrix Spike Duplicate	Total/NA	Water	300.0-1993 R2.1	

Analysis Batch: 825238

Lab Sample ID	Client Sample ID	Prep Type	Matrix	Method	Prep Batch
680-246863-1	WAN-GWA-1	Total/NA	Water	300.0-1993 R2.1	
680-246863-2	WAN-GWA-2	Total/NA	Water	300.0-1993 R2.1	
680-246863-3	WAN-GWA-4	Total/NA	Water	300.0-1993 R2.1	
680-246863-4	WAN-GWA-28	Total/NA	Water	300.0-1993 R2.1	
MB 680-825238/36	Method Blank	Total/NA	Water	300.0-1993 R2.1	
LCS 680-825238/100	Lab Control Sample	Total/NA	Water	300.0-1993 R2.1	
LCSD 680-825238/99	Lab Control Sample Dup	Total/NA	Water	300.0-1993 R2.1	
680-246862-H-9 MS	Matrix Spike	Total/NA	Water	300.0-1993 R2.1	
680-246862-H-9 MSD	Matrix Spike Duplicate	Total/NA	Water	300.0-1993 R2.1	

Analysis Batch: 825241

Lab Sample ID	Client Sample ID	Prep Type	Matrix	Method	Prep Batch
680-246863-5	WAN-GWA-29	Total/NA	Water	300.0-1993 R2.1	
680-246863-6	WAN-GWC-6	Total/NA	Water	300.0-1993 R2.1	
680-246863-7	WAN-GWC-11	Total/NA	Water	300.0-1993 R2.1	
680-246863-8	WAN-LF-FD-04	Total/NA	Water	300.0-1993 R2.1	
680-246877-2	WAN-GWC-22	Total/NA	Water	300.0-1993 R2.1	
MB 680-825241/67	Method Blank	Total/NA	Water	300.0-1993 R2.1	
LCS 680-825241/102	Lab Control Sample	Total/NA	Water	300.0-1993 R2.1	
LCSD 680-825241/101	Lab Control Sample Dup	Total/NA	Water	300.0-1993 R2.1	
680-246863-5 MS	WAN-GWA-29	Total/NA	Water	300.0-1993 R2.1	
680-246863-5 MSD	WAN-GWA-29	Total/NA	Water	300.0-1993 R2.1	

Metals

Prep Batch: 823457

Lab Sample ID	Client Sample ID	Prep Type	Matrix	Method	Prep Batch
680-246863-1	WAN-GWA-1	Total Recoverable	Water	3005A	
MB 680-823457/1-A	Method Blank	Total Recoverable	Water	3005A	
LCS 680-823457/2-A	Lab Control Sample	Total Recoverable	Water	3005A	
680-246862-F-1-B MS	Matrix Spike	Total Recoverable	Water	3005A	
680-246862-F-1-C MSD	Matrix Spike Duplicate	Total Recoverable	Water	3005A	

Prep Batch: 823460

Lab Sample ID	Client Sample ID	Prep Type	Matrix	Method	Prep Batch
680-246863-2	WAN-GWA-2	Total Recoverable	Water	3005A	
680-246863-3	WAN-GWA-4	Total Recoverable	Water	3005A	
680-246863-4	WAN-GWA-28	Total Recoverable	Water	3005A	
680-246863-5	WAN-GWA-29	Total Recoverable	Water	3005A	
680-246863-6	WAN-GWC-6	Total Recoverable	Water	3005A	
680-246863-7	WAN-GWC-11	Total Recoverable	Water	3005A	
680-246863-8	WAN-LF-FD-04	Total Recoverable	Water	3005A	
MB 680-823460/1-A	Method Blank	Total Recoverable	Water	3005A	
LCS 680-823460/2-A	Lab Control Sample	Total Recoverable	Water	3005A	
680-246863-2 MS	WAN-GWA-2	Total Recoverable	Water	3005A	
680-246863-2 MSD	WAN-GWA-2	Total Recoverable	Water	3005A	

Prep Batch: 823462

Lab Sample ID	Client Sample ID	Prep Type	Matrix	Method	Prep Batch
680-246877-1	WAN-GWC-5	Total Recoverable	Water	3005A	
680-246877-2	WAN-GWC-22	Total Recoverable	Water	3005A	
MB 680-823462/1-A	Method Blank	Total Recoverable	Water	3005A	
LCS 680-823462/2-A	Lab Control Sample	Total Recoverable	Water	3005A	
680-246872-F-5-B MS	Matrix Spike	Total Recoverable	Water	3005A	
680-246872-F-5-C MSD	Matrix Spike Duplicate	Total Recoverable	Water	3005A	

Prep Batch: 823633

Lab Sample ID	Client Sample ID	Prep Type	Matrix	Method	Prep Batch
680-246863-1	WAN-GWA-1	Total/NA	Water	7470A	
MB 680-823633/1-A	Method Blank	Total/NA	Water	7470A	
LCS 680-823633/2-A	Lab Control Sample	Total/NA	Water	7470A	
400-250690-H-2-D MS	Matrix Spike	Total/NA	Water	7470A	
400-250690-H-2-E MSD	Matrix Spike Duplicate	Total/NA	Water	7470A	

Prep Batch: 823643

Lab Sample ID	Client Sample ID	Prep Type	Matrix	Method	Prep Batch
680-246863-2	WAN-GWA-2	Total/NA	Water	7470A	
680-246863-3	WAN-GWA-4	Total/NA	Water	7470A	
680-246863-4	WAN-GWA-28	Total/NA	Water	7470A	
680-246863-5	WAN-GWA-29	Total/NA	Water	7470A	
680-246863-6	WAN-GWC-6	Total/NA	Water	7470A	
680-246863-7	WAN-GWC-11	Total/NA	Water	7470A	
680-246863-8	WAN-LF-FD-04	Total/NA	Water	7470A	
680-246877-1	WAN-GWC-5	Total/NA	Water	7470A	
680-246877-2	WAN-GWC-22	Total/NA	Water	7470A	
MB 680-823643/1-A	Method Blank	Total/NA	Water	7470A	
LCS 680-823643/2-A	Lab Control Sample	Total/NA	Water	7470A	
680-246862-F-11-D MS	Matrix Spike	Total/NA	Water	7470A	

Metals (Continued)

Prep Batch: 823643 (Continued)

Lab Sample ID	Client Sample ID	Prep Type	Matrix	Method	Prep Batch
680-246862-F-11-E MSD	Matrix Spike Duplicate	Total/NA	Water	7470A	

Analysis Batch: 823730

Lab Sample ID	Client Sample ID	Prep Type	Matrix	Method	Prep Batch
680-246863-2	WAN-GWA-2	Total Recoverable	Water	6020B	823460
680-246863-3	WAN-GWA-4	Total Recoverable	Water	6020B	823460
680-246863-4	WAN-GWA-28	Total Recoverable	Water	6020B	823460
680-246863-5	WAN-GWA-29	Total Recoverable	Water	6020B	823460
680-246863-6	WAN-GWC-6	Total Recoverable	Water	6020B	823460
680-246863-7	WAN-GWC-11	Total Recoverable	Water	6020B	823460
680-246863-8	WAN-LF-FD-04	Total Recoverable	Water	6020B	823460
680-246877-1	WAN-GWC-5	Total Recoverable	Water	6020B	823462
680-246877-2	WAN-GWC-22	Total Recoverable	Water	6020B	823462
MB 680-823460/1-A	Method Blank	Total Recoverable	Water	6020B	823460
MB 680-823462/1-A	Method Blank	Total Recoverable	Water	6020B	823462
LCS 680-823460/2-A	Lab Control Sample	Total Recoverable	Water	6020B	823460
LCS 680-823462/2-A	Lab Control Sample	Total Recoverable	Water	6020B	823462
680-246863-2 MS	WAN-GWA-2	Total Recoverable	Water	6020B	823460
680-246863-2 MSD	WAN-GWA-2	Total Recoverable	Water	6020B	823460
680-246872-F-5-B MS	Matrix Spike	Total Recoverable	Water	6020B	823462
680-246872-F-5-C MSD	Matrix Spike Duplicate	Total Recoverable	Water	6020B	823462

Analysis Batch: 823946

Lab Sample ID	Client Sample ID	Prep Type	Matrix	Method	Prep Batch
680-246863-2	WAN-GWA-2	Total/NA	Water	7470A	823643
680-246863-3	WAN-GWA-4	Total/NA	Water	7470A	823643
680-246863-4	WAN-GWA-28	Total/NA	Water	7470A	823643
680-246863-5	WAN-GWA-29	Total/NA	Water	7470A	823643
680-246863-6	WAN-GWC-6	Total/NA	Water	7470A	823643
680-246863-7	WAN-GWC-11	Total/NA	Water	7470A	823643
680-246863-8	WAN-LF-FD-04	Total/NA	Water	7470A	823643
680-246877-1	WAN-GWC-5	Total/NA	Water	7470A	823643
680-246877-2	WAN-GWC-22	Total/NA	Water	7470A	823643
MB 680-823643/1-A	Method Blank	Total/NA	Water	7470A	823643
LCS 680-823643/2-A	Lab Control Sample	Total/NA	Water	7470A	823643
680-246862-F-11-D MS	Matrix Spike	Total/NA	Water	7470A	823643
680-246862-F-11-E MSD	Matrix Spike Duplicate	Total/NA	Water	7470A	823643

Analysis Batch: 824013

Lab Sample ID	Client Sample ID	Prep Type	Matrix	Method	Prep Batch
680-246863-1	WAN-GWA-1	Total/NA	Water	7470A	823633
MB 680-823633/1-A	Method Blank	Total/NA	Water	7470A	823633
LCS 680-823633/2-A	Lab Control Sample	Total/NA	Water	7470A	823633
400-250690-H-2-D MS	Matrix Spike	Total/NA	Water	7470A	823633
400-250690-H-2-E MSD	Matrix Spike Duplicate	Total/NA	Water	7470A	823633

Prep Batch: 824108

Lab Sample ID	Client Sample ID	Prep Type	Matrix	Method	Prep Batch
680-247011-17	WAN-LF-EB-05	Total Recoverable	Water	3005A	
MB 680-824108/1-A	Method Blank	Total Recoverable	Water	3005A	
LCS 680-824108/2-A	Lab Control Sample	Total Recoverable	Water	3005A	

Metals (Continued)

Prep Batch: 824108 (Continued)

Lab Sample ID	Client Sample ID	Prep Type	Matrix	Method	Prep Batch
680-246993-A-3-E MS	Matrix Spike	Total Recoverable	Water	3005A	
680-246993-A-3-F MSD	Matrix Spike Duplicate	Total Recoverable	Water	3005A	

Prep Batch: 824116

Lab Sample ID	Client Sample ID	Prep Type	Matrix	Method	Prep Batch
680-247011-1	WAN-GWC-9	Total Recoverable	Water	3005A	
680-247011-2	WAN-GWC-10	Total Recoverable	Water	3005A	
680-247011-3	WAN-GWC-12	Total Recoverable	Water	3005A	
680-247011-4	WAN-GWC-13	Total Recoverable	Water	3005A	
680-247011-5	WAN-GWC-14	Total Recoverable	Water	3005A	
680-247011-6	WAN-GWC-17	Total Recoverable	Water	3005A	
680-247011-7	WAN-GWC-20	Total Recoverable	Water	3005A	
680-247011-8	WAN-GWC-21	Total Recoverable	Water	3005A	
680-247011-9	WAN-GWC-23	Total Recoverable	Water	3005A	
680-247011-10	WAN-GWC-26	Total Recoverable	Water	3005A	
MB 680-824116/1-A	Method Blank	Total Recoverable	Water	3005A	
LCS 680-824116/2-A	Lab Control Sample	Total Recoverable	Water	3005A	
680-247015-E-1-E MS	Matrix Spike	Total Recoverable	Water	3005A	
680-247015-E-1-F MSD	Matrix Spike Duplicate	Total Recoverable	Water	3005A	

Prep Batch: 824118

Lab Sample ID	Client Sample ID	Prep Type	Matrix	Method	Prep Batch
680-247011-11	WAN-GWC-27	Total Recoverable	Water	3005A	
680-247011-12	WAN-GWC-32	Total Recoverable	Water	3005A	
680-247011-13	WAN-GWC-33	Total Recoverable	Water	3005A	
680-247011-14	WAN-LF-FD-05	Total Recoverable	Water	3005A	
680-247011-15	WAN-LF-FB-10	Total Recoverable	Water	3005A	
680-247011-16	WAN-LF-EB-04	Total Recoverable	Water	3005A	
MB 680-824118/1-A	Method Blank	Total Recoverable	Water	3005A	
LCS 680-824118/2-A	Lab Control Sample	Total Recoverable	Water	3005A	
680-247011-11 MS	WAN-GWC-27	Total Recoverable	Water	3005A	
680-247011-11 MSD	WAN-GWC-27	Total Recoverable	Water	3005A	

Analysis Batch: 824202

Lab Sample ID	Client Sample ID	Prep Type	Matrix	Method	Prep Batch
680-246863-1	WAN-GWA-1	Total Recoverable	Water	6020B	823457
MB 680-823457/1-A	Method Blank	Total Recoverable	Water	6020B	823457
LCS 680-823457/2-A	Lab Control Sample	Total Recoverable	Water	6020B	823457
680-246862-F-1-B MS	Matrix Spike	Total Recoverable	Water	6020B	823457
680-246862-F-1-C MSD	Matrix Spike Duplicate	Total Recoverable	Water	6020B	823457

Analysis Batch: 824321

Lab Sample ID	Client Sample ID	Prep Type	Matrix	Method	Prep Batch
680-247011-1	WAN-GWC-9	Total Recoverable	Water	6020B	824116
680-247011-2	WAN-GWC-10	Total Recoverable	Water	6020B	824116
680-247011-3	WAN-GWC-12	Total Recoverable	Water	6020B	824116
680-247011-4	WAN-GWC-13	Total Recoverable	Water	6020B	824116
680-247011-5	WAN-GWC-14	Total Recoverable	Water	6020B	824116
680-247011-6	WAN-GWC-17	Total Recoverable	Water	6020B	824116
680-247011-7	WAN-GWC-20	Total Recoverable	Water	6020B	824116
680-247011-8	WAN-GWC-21	Total Recoverable	Water	6020B	824116

Metals (Continued)

Analysis Batch: 824321 (Continued)

Lab Sample ID	Client Sample ID	Prep Type	Matrix	Method	Prep Batch
680-247011-9	WAN-GWC-23	Total Recoverable	Water	6020B	824116
680-247011-10	WAN-GWC-26	Total Recoverable	Water	6020B	824116
680-247011-11	WAN-GWC-27	Total Recoverable	Water	6020B	824118
680-247011-12	WAN-GWC-32	Total Recoverable	Water	6020B	824118
680-247011-13	WAN-GWC-33	Total Recoverable	Water	6020B	824118
680-247011-14	WAN-LF-FD-05	Total Recoverable	Water	6020B	824118
680-247011-15	WAN-LF-FB-10	Total Recoverable	Water	6020B	824118
680-247011-16	WAN-LF-EB-04	Total Recoverable	Water	6020B	824118
MB 680-824116/1-A	Method Blank	Total Recoverable	Water	6020B	824116
MB 680-824118/1-A	Method Blank	Total Recoverable	Water	6020B	824118
LCS 680-824116/2-A	Lab Control Sample	Total Recoverable	Water	6020B	824116
LCS 680-824118/2-A	Lab Control Sample	Total Recoverable	Water	6020B	824118
680-247011-11 MS	WAN-GWC-27	Total Recoverable	Water	6020B	824118
680-247011-11 MSD	WAN-GWC-27	Total Recoverable	Water	6020B	824118
680-247015-E-1-E MS	Matrix Spike	Total Recoverable	Water	6020B	824116
680-247015-E-1-F MSD	Matrix Spike Duplicate	Total Recoverable	Water	6020B	824116

Analysis Batch: 824322

Lab Sample ID	Client Sample ID	Prep Type	Matrix	Method	Prep Batch
680-247011-17	WAN-LF-EB-05	Total Recoverable	Water	6020B	824108
MB 680-824108/1-A	Method Blank	Total Recoverable	Water	6020B	824108
LCS 680-824108/2-A	Lab Control Sample	Total Recoverable	Water	6020B	824108
680-246993-A-3-E MS	Matrix Spike	Total Recoverable	Water	6020B	824108
680-246993-A-3-F MSD	Matrix Spike Duplicate	Total Recoverable	Water	6020B	824108

Analysis Batch: 824440

Lab Sample ID	Client Sample ID	Prep Type	Matrix	Method	Prep Batch
680-247011-1	WAN-GWC-9	Total Recoverable	Water	6020B	824116
680-247011-2	WAN-GWC-10	Total Recoverable	Water	6020B	824116
680-247011-3	WAN-GWC-12	Total Recoverable	Water	6020B	824116
680-247011-4	WAN-GWC-13	Total Recoverable	Water	6020B	824116
680-247011-5	WAN-GWC-14	Total Recoverable	Water	6020B	824116
680-247011-6	WAN-GWC-17	Total Recoverable	Water	6020B	824116
680-247011-7	WAN-GWC-20	Total Recoverable	Water	6020B	824116
680-247011-8	WAN-GWC-21	Total Recoverable	Water	6020B	824116
680-247011-9	WAN-GWC-23	Total Recoverable	Water	6020B	824116
680-247011-10	WAN-GWC-26	Total Recoverable	Water	6020B	824116
MB 680-824116/1-A	Method Blank	Total Recoverable	Water	6020B	824116
LCS 680-824116/2-A	Lab Control Sample	Total Recoverable	Water	6020B	824116
680-247015-E-1-E MS	Matrix Spike	Total Recoverable	Water	6020B	824116
680-247015-E-1-F MSD	Matrix Spike Duplicate	Total Recoverable	Water	6020B	824116

Prep Batch: 824585

Lab Sample ID	Client Sample ID	Prep Type	Matrix	Method	Prep Batch
680-247011-1	WAN-GWC-9	Total/NA	Water	7470A	
680-247011-2	WAN-GWC-10	Total/NA	Water	7470A	
680-247011-3	WAN-GWC-12	Total/NA	Water	7470A	
MB 680-824585/1-A	Method Blank	Total/NA	Water	7470A	
LCS 680-824585/2-A	Lab Control Sample	Total/NA	Water	7470A	
680-247021-F-4-D MS	Matrix Spike	Total/NA	Water	7470A	
680-247021-F-4-E MSD	Matrix Spike Duplicate	Total/NA	Water	7470A	

Metals

Prep Batch: 824599

Lab Sample ID	Client Sample ID	Prep Type	Matrix	Method	Prep Batch
680-247011-4	WAN-GWC-13	Total/NA	Water	7470A	
680-247011-5	WAN-GWC-14	Total/NA	Water	7470A	
680-247011-6	WAN-GWC-17	Total/NA	Water	7470A	
680-247011-7	WAN-GWC-20	Total/NA	Water	7470A	
680-247011-8	WAN-GWC-21	Total/NA	Water	7470A	
680-247011-9	WAN-GWC-23	Total/NA	Water	7470A	
680-247011-10	WAN-GWC-26	Total/NA	Water	7470A	
680-247011-11	WAN-GWC-27	Total/NA	Water	7470A	
680-247011-12	WAN-GWC-32	Total/NA	Water	7470A	
680-247011-13	WAN-GWC-33	Total/NA	Water	7470A	
680-247011-14	WAN-LF-FD-05	Total/NA	Water	7470A	
680-247011-15	WAN-LF-FB-10	Total/NA	Water	7470A	
680-247011-16	WAN-LF-EB-04	Total/NA	Water	7470A	
680-247011-17	WAN-LF-EB-05	Total/NA	Water	7470A	
MB 680-824599/1-A	Method Blank	Total/NA	Water	7470A	
LCS 680-824599/2-A	Lab Control Sample	Total/NA	Water	7470A	
680-247011-4 MS	WAN-GWC-13	Total/NA	Water	7470A	
680-247011-4 MSD	WAN-GWC-13	Total/NA	Water	7470A	

Prep Batch: 824663

Lab Sample ID	Client Sample ID	Prep Type	Matrix	Method	Prep Batch
680-247150-15	WAN-LF-EB-07	Total Recoverable	Water	3005A	
MB 680-824663/1-A	Method Blank	Total Recoverable	Water	3005A	
LCS 680-824663/2-A	Lab Control Sample	Total Recoverable	Water	3005A	
400-251615-D-1-B MS	Matrix Spike	Total Recoverable	Water	3005A	
400-251615-D-1-C MSD	Matrix Spike Duplicate	Total Recoverable	Water	3005A	

Prep Batch: 824664

Lab Sample ID	Client Sample ID	Prep Type	Matrix	Method	Prep Batch
680-247150-7	WAN-GWC-24	Total Recoverable	Water	3005A	
680-247150-8	WAN-GWC-25	Total Recoverable	Water	3005A	
680-247150-9	WAN-GWC-30	Total Recoverable	Water	3005A	
680-247150-10	WAN-GWC-31	Total Recoverable	Water	3005A	
680-247150-11	WAN-GWC-34	Total Recoverable	Water	3005A	
680-247150-12	WAN-GWC-35	Total Recoverable	Water	3005A	
680-247150-13	WAN-LF-FB-11	Total Recoverable	Water	3005A	
680-247150-14	WAN-LF-EB-06	Total Recoverable	Water	3005A	
MB 680-824664/1-A	Method Blank	Total Recoverable	Water	3005A	
LCS 680-824664/2-A	Lab Control Sample	Total Recoverable	Water	3005A	
680-247150-8 MS	WAN-GWC-25	Total Recoverable	Water	3005A	
680-247150-8 MSD	WAN-GWC-25	Total Recoverable	Water	3005A	

Prep Batch: 824667

Lab Sample ID	Client Sample ID	Prep Type	Matrix	Method	Prep Batch
680-247150-1	WAN-GWC-7	Total Recoverable	Water	3005A	
680-247150-2	WAN-GWC-8	Total Recoverable	Water	3005A	
680-247150-3	WAN-GWC-15	Total Recoverable	Water	3005A	
680-247150-4	WAN-GWC-16	Total Recoverable	Water	3005A	
680-247150-5	WAN-GWC-18	Total Recoverable	Water	3005A	
680-247150-6	WAN-GWC-19	Total Recoverable	Water	3005A	
MB 680-824667/1-A	Method Blank	Total Recoverable	Water	3005A	

Metals (Continued)

Prep Batch: 824667 (Continued)

Lab Sample ID	Client Sample ID	Prep Type	Matrix	Method	Prep Batch
LCS 680-824667/2-A	Lab Control Sample	Total Recoverable	Water	3005A	
680-247150-1 MS	WAN-GWC-7	Total Recoverable	Water	3005A	
680-247150-1 MSD	WAN-GWC-7	Total Recoverable	Water	3005A	

Analysis Batch: 824780

Lab Sample ID	Client Sample ID	Prep Type	Matrix	Method	Prep Batch
680-247011-1	WAN-GWC-9	Total/NA	Water	7470A	824585
680-247011-2	WAN-GWC-10	Total/NA	Water	7470A	824585
680-247011-3	WAN-GWC-12	Total/NA	Water	7470A	824585
680-247011-4	WAN-GWC-13	Total/NA	Water	7470A	824599
680-247011-5	WAN-GWC-14	Total/NA	Water	7470A	824599
680-247011-6	WAN-GWC-17	Total/NA	Water	7470A	824599
680-247011-7	WAN-GWC-20	Total/NA	Water	7470A	824599
680-247011-8	WAN-GWC-21	Total/NA	Water	7470A	824599
680-247011-9	WAN-GWC-23	Total/NA	Water	7470A	824599
680-247011-10	WAN-GWC-26	Total/NA	Water	7470A	824599
680-247011-11	WAN-GWC-27	Total/NA	Water	7470A	824599
680-247011-12	WAN-GWC-32	Total/NA	Water	7470A	824599
680-247011-13	WAN-GWC-33	Total/NA	Water	7470A	824599
680-247011-14	WAN-LF-FD-05	Total/NA	Water	7470A	824599
680-247011-15	WAN-LF-FB-10	Total/NA	Water	7470A	824599
680-247011-16	WAN-LF-EB-04	Total/NA	Water	7470A	824599
680-247011-17	WAN-LF-EB-05	Total/NA	Water	7470A	824599
MB 680-824585/1-A	Method Blank	Total/NA	Water	7470A	824585
MB 680-824599/1-A	Method Blank	Total/NA	Water	7470A	824599
LCS 680-824585/2-A	Lab Control Sample	Total/NA	Water	7470A	824585
LCS 680-824599/2-A	Lab Control Sample	Total/NA	Water	7470A	824599
680-247011-4 MS	WAN-GWC-13	Total/NA	Water	7470A	824599
680-247011-4 MSD	WAN-GWC-13	Total/NA	Water	7470A	824599
680-247021-F-4-D MS	Matrix Spike	Total/NA	Water	7470A	824585
680-247021-F-4-E MSD	Matrix Spike Duplicate	Total/NA	Water	7470A	824585

Analysis Batch: 824936

Lab Sample ID	Client Sample ID	Prep Type	Matrix	Method	Prep Batch
680-247150-1	WAN-GWC-7	Total Recoverable	Water	6020B	824667
680-247150-2	WAN-GWC-8	Total Recoverable	Water	6020B	824667
680-247150-3	WAN-GWC-15	Total Recoverable	Water	6020B	824667
680-247150-4	WAN-GWC-16	Total Recoverable	Water	6020B	824667
680-247150-5	WAN-GWC-18	Total Recoverable	Water	6020B	824667
680-247150-6	WAN-GWC-19	Total Recoverable	Water	6020B	824667
680-247150-7	WAN-GWC-24	Total Recoverable	Water	6020B	824664
680-247150-8	WAN-GWC-25	Total Recoverable	Water	6020B	824664
680-247150-9	WAN-GWC-30	Total Recoverable	Water	6020B	824664
680-247150-10	WAN-GWC-31	Total Recoverable	Water	6020B	824664
680-247150-11	WAN-GWC-34	Total Recoverable	Water	6020B	824664
680-247150-12	WAN-GWC-35	Total Recoverable	Water	6020B	824664
680-247150-13	WAN-LF-FB-11	Total Recoverable	Water	6020B	824664
680-247150-14	WAN-LF-EB-06	Total Recoverable	Water	6020B	824664
680-247150-15	WAN-LF-EB-07	Total Recoverable	Water	6020B	824663
MB 680-824663/1-A	Method Blank	Total Recoverable	Water	6020B	824663
MB 680-824664/1-A	Method Blank	Total Recoverable	Water	6020B	824664

Metals (Continued)

Analysis Batch: 824936 (Continued)

Lab Sample ID	Client Sample ID	Prep Type	Matrix	Method	Prep Batch
MB 680-824667/1-A	Method Blank	Total Recoverable	Water	6020B	824667
LCS 680-824663/2-A	Lab Control Sample	Total Recoverable	Water	6020B	824663
LCS 680-824664/2-A	Lab Control Sample	Total Recoverable	Water	6020B	824664
LCS 680-824667/2-A	Lab Control Sample	Total Recoverable	Water	6020B	824667
400-251615-D-1-B MS	Matrix Spike	Total Recoverable	Water	6020B	824663
400-251615-D-1-C MSD	Matrix Spike Duplicate	Total Recoverable	Water	6020B	824663
680-247150-1 MS	WAN-GWC-7	Total Recoverable	Water	6020B	824667
680-247150-1 MSD	WAN-GWC-7	Total Recoverable	Water	6020B	824667
680-247150-8 MS	WAN-GWC-25	Total Recoverable	Water	6020B	824664
680-247150-8 MSD	WAN-GWC-25	Total Recoverable	Water	6020B	824664

Prep Batch: 825157

Lab Sample ID	Client Sample ID	Prep Type	Matrix	Method	Prep Batch
680-247150-1	WAN-GWC-7	Total/NA	Water	7470A	
680-247150-2	WAN-GWC-8	Total/NA	Water	7470A	
680-247150-3	WAN-GWC-15	Total/NA	Water	7470A	
680-247150-4	WAN-GWC-16	Total/NA	Water	7470A	
680-247150-5	WAN-GWC-18	Total/NA	Water	7470A	
680-247150-6	WAN-GWC-19	Total/NA	Water	7470A	
680-247150-7	WAN-GWC-24	Total/NA	Water	7470A	
MB 680-825157/1-A	Method Blank	Total/NA	Water	7470A	
LCS 680-825157/2-A	Lab Control Sample	Total/NA	Water	7470A	
680-247026-G-5-C MS	Matrix Spike	Total/NA	Water	7470A	
680-247026-G-5-D MSD	Matrix Spike Duplicate	Total/NA	Water	7470A	

Prep Batch: 825175

Lab Sample ID	Client Sample ID	Prep Type	Matrix	Method	Prep Batch
680-247150-8	WAN-GWC-25	Total/NA	Water	7470A	
MB 680-825175/1-A	Method Blank	Total/NA	Water	7470A	
LCS 680-825175/2-A	Lab Control Sample	Total/NA	Water	7470A	
680-247099-C-3-D MS	Matrix Spike	Total/NA	Water	7470A	
680-247099-C-3-E MSD	Matrix Spike Duplicate	Total/NA	Water	7470A	

Prep Batch: 825198

Lab Sample ID	Client Sample ID	Prep Type	Matrix	Method	Prep Batch
680-247150-9	WAN-GWC-30	Total/NA	Water	7470A	
680-247150-10	WAN-GWC-31	Total/NA	Water	7470A	
680-247150-11	WAN-GWC-34	Total/NA	Water	7470A	
680-247150-12	WAN-GWC-35	Total/NA	Water	7470A	
680-247150-13	WAN-LF-FB-11	Total/NA	Water	7470A	
680-247150-14	WAN-LF-EB-06	Total/NA	Water	7470A	
680-247150-15	WAN-LF-EB-07	Total/NA	Water	7470A	
MB 680-825198/1-A	Method Blank	Total/NA	Water	7470A	
LCS 680-825198/2-A	Lab Control Sample	Total/NA	Water	7470A	
680-247150-9 MS	WAN-GWC-30	Total/NA	Water	7470A	
680-247150-9 MSD	WAN-GWC-30	Total/NA	Water	7470A	

Analysis Batch: 825433

Lab Sample ID	Client Sample ID	Prep Type	Matrix	Method	Prep Batch
680-247150-1	WAN-GWC-7	Total/NA	Water	7470A	825157
680-247150-2	WAN-GWC-8	Total/NA	Water	7470A	825157

Metals (Continued)

Analysis Batch: 825433 (Continued)

Lab Sample ID	Client Sample ID	Prep Type	Matrix	Method	Prep Batch
680-247150-3	WAN-GWC-15	Total/NA	Water	7470A	825157
680-247150-4	WAN-GWC-16	Total/NA	Water	7470A	825157
680-247150-5	WAN-GWC-18	Total/NA	Water	7470A	825157
680-247150-6	WAN-GWC-19	Total/NA	Water	7470A	825157
680-247150-7	WAN-GWC-24	Total/NA	Water	7470A	825157
680-247150-8	WAN-GWC-25	Total/NA	Water	7470A	825175
680-247150-9	WAN-GWC-30	Total/NA	Water	7470A	825198
680-247150-10	WAN-GWC-31	Total/NA	Water	7470A	825198
680-247150-11	WAN-GWC-34	Total/NA	Water	7470A	825198
680-247150-12	WAN-GWC-35	Total/NA	Water	7470A	825198
680-247150-13	WAN-LF-FB-11	Total/NA	Water	7470A	825198
680-247150-14	WAN-LF-EB-06	Total/NA	Water	7470A	825198
680-247150-15	WAN-LF-EB-07	Total/NA	Water	7470A	825198
MB 680-825157/1-A	Method Blank	Total/NA	Water	7470A	825157
MB 680-825175/1-A	Method Blank	Total/NA	Water	7470A	825175
MB 680-825198/1-A	Method Blank	Total/NA	Water	7470A	825198
LCS 680-825157/2-A	Lab Control Sample	Total/NA	Water	7470A	825157
LCS 680-825175/2-A	Lab Control Sample	Total/NA	Water	7470A	825175
LCS 680-825198/2-A	Lab Control Sample	Total/NA	Water	7470A	825198
680-247026-G-5-C MS	Matrix Spike	Total/NA	Water	7470A	825157
680-247026-G-5-D MSD	Matrix Spike Duplicate	Total/NA	Water	7470A	825157
680-247099-C-3-D MS	Matrix Spike	Total/NA	Water	7470A	825175
680-247099-C-3-E MSD	Matrix Spike Duplicate	Total/NA	Water	7470A	825175
680-247150-9 MS	WAN-GWC-30	Total/NA	Water	7470A	825198
680-247150-9 MSD	WAN-GWC-30	Total/NA	Water	7470A	825198

General Chemistry

Analysis Batch: 823340

Lab Sample ID	Client Sample ID	Prep Type	Matrix	Method	Prep Batch
680-246863-1	WAN-GWA-1	Total/NA	Water	2540C-2011	
MB 680-823340/1	Method Blank	Total/NA	Water	2540C-2011	
LCS 680-823340/2	Lab Control Sample	Total/NA	Water	2540C-2011	
LCSD 680-823340/3	Lab Control Sample Dup	Total/NA	Water	2540C-2011	
680-246830-C-1 DU	Duplicate	Total/NA	Water	2540C-2011	

Analysis Batch: 823618

Lab Sample ID	Client Sample ID	Prep Type	Matrix	Method	Prep Batch
680-246863-2	WAN-GWA-2	Total/NA	Water	2540C-2011	
680-246863-3	WAN-GWA-4	Total/NA	Water	2540C-2011	
680-246863-4	WAN-GWA-28	Total/NA	Water	2540C-2011	
680-246863-5	WAN-GWA-29	Total/NA	Water	2540C-2011	
680-246863-6	WAN-GWC-6	Total/NA	Water	2540C-2011	
680-246863-7	WAN-GWC-11	Total/NA	Water	2540C-2011	
680-246863-8	WAN-LF-FD-04	Total/NA	Water	2540C-2011	
680-246877-1	WAN-GWC-5	Total/NA	Water	2540C-2011	
680-246877-2	WAN-GWC-22	Total/NA	Water	2540C-2011	
MB 680-823618/1	Method Blank	Total/NA	Water	2540C-2011	
LCS 680-823618/2	Lab Control Sample	Total/NA	Water	2540C-2011	
LCSD 680-823618/3	Lab Control Sample Dup	Total/NA	Water	2540C-2011	
680-246862-C-15 DU	Duplicate	Total/NA	Water	2540C-2011	

General Chemistry (Continued)

Analysis Batch: 823618 (Continued)

Lab Sample ID	Client Sample ID	Prep Type	Matrix	Method	Prep Batch
680-246862-E-17 DU	Duplicate	Total/NA	Water	2540C-2011	

Analysis Batch: 824194

Lab Sample ID	Client Sample ID	Prep Type	Matrix	Method	Prep Batch
680-247011-1	WAN-GWC-9	Total/NA	Water	2540C-2011	
680-247011-4	WAN-GWC-13	Total/NA	Water	2540C-2011	
680-247011-5	WAN-GWC-14	Total/NA	Water	2540C-2011	
680-247011-8	WAN-GWC-21	Total/NA	Water	2540C-2011	
680-247011-9	WAN-GWC-23	Total/NA	Water	2540C-2011	
MB 680-824194/1	Method Blank	Total/NA	Water	2540C-2011	
LCS 680-824194/2	Lab Control Sample	Total/NA	Water	2540C-2011	
LCSD 680-824194/3	Lab Control Sample Dup	Total/NA	Water	2540C-2011	
680-247011-5 DU	WAN-GWC-14	Total/NA	Water	2540C-2011	

Analysis Batch: 824557

Lab Sample ID	Client Sample ID	Prep Type	Matrix	Method	Prep Batch
680-247011-2	WAN-GWC-10	Total/NA	Water	2540C-2011	
680-247011-3	WAN-GWC-12	Total/NA	Water	2540C-2011	
680-247011-6	WAN-GWC-17	Total/NA	Water	2540C-2011	
680-247011-7	WAN-GWC-20	Total/NA	Water	2540C-2011	
680-247011-10	WAN-GWC-26	Total/NA	Water	2540C-2011	
680-247011-11	WAN-GWC-27	Total/NA	Water	2540C-2011	
680-247011-13	WAN-GWC-33	Total/NA	Water	2540C-2011	
680-247011-14	WAN-LF-FD-05	Total/NA	Water	2540C-2011	
680-247011-16	WAN-LF-EB-04	Total/NA	Water	2540C-2011	
MB 680-824557/1	Method Blank	Total/NA	Water	2540C-2011	
LCS 680-824557/2	Lab Control Sample	Total/NA	Water	2540C-2011	
LCSD 680-824557/3	Lab Control Sample Dup	Total/NA	Water	2540C-2011	
680-247011-3 DU	WAN-GWC-12	Total/NA	Water	2540C-2011	

Analysis Batch: 824823

Lab Sample ID	Client Sample ID	Prep Type	Matrix	Method	Prep Batch
680-247011-12	WAN-GWC-32	Total/NA	Water	2540C-2011	
680-247011-15	WAN-LF-FB-10	Total/NA	Water	2540C-2011	
680-247011-17	WAN-LF-EB-05	Total/NA	Water	2540C-2011	
MB 680-824823/1	Method Blank	Total/NA	Water	2540C-2011	
LCS 680-824823/2	Lab Control Sample	Total/NA	Water	2540C-2011	
LCSD 680-824823/3	Lab Control Sample Dup	Total/NA	Water	2540C-2011	
680-247092-C-1 DU	Duplicate	Total/NA	Water	2540C-2011	

Analysis Batch: 824887

Lab Sample ID	Client Sample ID	Prep Type	Matrix	Method	Prep Batch
680-247150-1	WAN-GWC-7	Total/NA	Water	2540C-2011	
680-247150-2	WAN-GWC-8	Total/NA	Water	2540C-2011	
680-247150-3	WAN-GWC-15	Total/NA	Water	2540C-2011	
680-247150-4	WAN-GWC-16	Total/NA	Water	2540C-2011	
680-247150-5	WAN-GWC-18	Total/NA	Water	2540C-2011	
680-247150-6	WAN-GWC-19	Total/NA	Water	2540C-2011	
680-247150-7	WAN-GWC-24	Total/NA	Water	2540C-2011	
680-247150-8	WAN-GWC-25	Total/NA	Water	2540C-2011	
680-247150-9	WAN-GWC-30	Total/NA	Water	2540C-2011	

General Chemistry (Continued)

Analysis Batch: 824887 (Continued)

Lab Sample ID	Client Sample ID	Prep Type	Matrix	Method	Prep Batch
680-247150-10	WAN-GWC-31	Total/NA	Water	2540C-2011	
680-247150-11	WAN-GWC-34	Total/NA	Water	2540C-2011	
680-247150-12	WAN-GWC-35	Total/NA	Water	2540C-2011	
680-247150-13	WAN-LF-FB-11	Total/NA	Water	2540C-2011	
680-247150-14	WAN-LF-EB-06	Total/NA	Water	2540C-2011	
680-247150-15	WAN-LF-EB-07	Total/NA	Water	2540C-2011	
MB 680-824887/1	Method Blank	Total/NA	Water	2540C-2011	
LCS 680-824887/2	Lab Control Sample	Total/NA	Water	2540C-2011	
LCSD 680-824887/3	Lab Control Sample Dup	Total/NA	Water	2540C-2011	
680-247150-1 DU	WAN-GWC-7	Total/NA	Water	2540C-2011	

Lab Chronicle

Client: Southern Company
Project/Site: Plant Wansley Landfill

Job ID: 680-246863-1

Client Sample ID: WAN-GWA-1

Lab Sample ID: 680-246863-1

Date Collected: 02/13/24 16:00

Matrix: Water

Date Received: 02/16/24 10:03

Prep Type	Batch Type	Batch Method	Run	Dil Factor	Initial Amount	Final Amount	Batch Number	Prepared or Analyzed	Analyst	Lab
Total/NA	Analysis	300.0-1993 R2.1		1	2 mL	2 mL	825238	02/29/24 23:48	GE	EET SAV
	Instrument ID: CICR									
Total Recoverable	Prep	3005A			25 mL	125 mL	823457	02/20/24 05:27	RR	EET SAV
Total Recoverable	Analysis	6020B		1			824202	02/22/24 16:43	BWR	EET SAV
	Instrument ID: ICPMSD									
Total/NA	Prep	7470A			50 mL	50 mL	823633	02/20/24 15:00	DW	EET SAV
Total/NA	Analysis	7470A		1			824013	02/21/24 19:03	BJB	EET SAV
	Instrument ID: QuickTrace3									
Total/NA	Analysis	2540C-2011		1	200 mL	200 mL	823340	02/19/24 10:58	PG	EET SAV
	Instrument ID: NOEQUIP									

Client Sample ID: WAN-GWA-2

Lab Sample ID: 680-246863-2

Date Collected: 02/14/24 10:20

Matrix: Water

Date Received: 02/16/24 10:03

Prep Type	Batch Type	Batch Method	Run	Dil Factor	Initial Amount	Final Amount	Batch Number	Prepared or Analyzed	Analyst	Lab
Total/NA	Analysis	300.0-1993 R2.1		1	2 mL	2 mL	825238	02/29/24 23:59	GE	EET SAV
	Instrument ID: CICR									
Total Recoverable	Prep	3005A			25 mL	125 mL	823460	02/20/24 05:36	RR	EET SAV
Total Recoverable	Analysis	6020B		1			823730	02/20/24 15:04	BWR	EET SAV
	Instrument ID: ICPMSD									
Total/NA	Prep	7470A			50 mL	50 mL	823643	02/20/24 15:18	DW	EET SAV
Total/NA	Analysis	7470A		1			823946	02/21/24 17:24	BJB	EET SAV
	Instrument ID: QuickTrace3									
Total/NA	Analysis	2540C-2011		1	200 mL	200 mL	823618	02/20/24 14:24	PG	EET SAV
	Instrument ID: NOEQUIP									

Client Sample ID: WAN-GWA-4

Lab Sample ID: 680-246863-3

Date Collected: 02/14/24 11:23

Matrix: Water

Date Received: 02/16/24 10:03

Prep Type	Batch Type	Batch Method	Run	Dil Factor	Initial Amount	Final Amount	Batch Number	Prepared or Analyzed	Analyst	Lab
Total/NA	Analysis	300.0-1993 R2.1		1	2 mL	2 mL	825238	03/01/24 00:11	GE	EET SAV
	Instrument ID: CICR									
Total Recoverable	Prep	3005A			25 mL	125 mL	823460	02/20/24 05:36	RR	EET SAV
Total Recoverable	Analysis	6020B		1			823730	02/20/24 15:12	BWR	EET SAV
	Instrument ID: ICPMSD									
Total/NA	Prep	7470A			50 mL	50 mL	823643	02/20/24 15:18	DW	EET SAV
Total/NA	Analysis	7470A		1			823946	02/21/24 17:27	BJB	EET SAV
	Instrument ID: QuickTrace3									
Total/NA	Analysis	2540C-2011		1	50 mL	200 mL	823618	02/20/24 14:24	PG	EET SAV
	Instrument ID: NOEQUIP									

Lab Chronicle

Client: Southern Company
Project/Site: Plant Wansley Landfill

Job ID: 680-246863-1

Client Sample ID: WAN-GWA-28

Lab Sample ID: 680-246863-4

Date Collected: 02/14/24 12:45

Matrix: Water

Date Received: 02/16/24 10:03

Prep Type	Batch Type	Batch Method	Run	Dil Factor	Initial Amount	Final Amount	Batch Number	Prepared or Analyzed	Analyst	Lab
Total/NA	Analysis	300.0-1993 R2.1		1	2 mL	2 mL	825238	03/01/24 00:22	GE	EET SAV
	Instrument ID: CICR									
Total Recoverable	Prep	3005A			25 mL	125 mL	823460	02/20/24 05:36	RR	EET SAV
Total Recoverable	Analysis	6020B		1			823730	02/20/24 15:15	BWR	EET SAV
	Instrument ID: ICPMSD									
Total/NA	Prep	7470A			50 mL	50 mL	823643	02/20/24 15:18	DW	EET SAV
Total/NA	Analysis	7470A		1			823946	02/21/24 17:29	BJB	EET SAV
	Instrument ID: QuickTrace3									
Total/NA	Analysis	2540C-2011		1	200 mL	200 mL	823618	02/20/24 14:24	PG	EET SAV
	Instrument ID: NOEQUIP									

Client Sample ID: WAN-GWA-29

Lab Sample ID: 680-246863-5

Date Collected: 02/14/24 12:18

Matrix: Water

Date Received: 02/16/24 10:03

Prep Type	Batch Type	Batch Method	Run	Dil Factor	Initial Amount	Final Amount	Batch Number	Prepared or Analyzed	Analyst	Lab
Total/NA	Analysis	300.0-1993 R2.1		1	2 mL	2 mL	825241	03/01/24 01:52	GE	EET SAV
	Instrument ID: CICR									
Total Recoverable	Prep	3005A			25 mL	125 mL	823460	02/20/24 05:36	RR	EET SAV
Total Recoverable	Analysis	6020B		1			823730	02/20/24 15:18	BWR	EET SAV
	Instrument ID: ICPMSD									
Total/NA	Prep	7470A			50 mL	50 mL	823643	02/20/24 15:18	DW	EET SAV
Total/NA	Analysis	7470A		1			823946	02/21/24 17:32	BJB	EET SAV
	Instrument ID: QuickTrace3									
Total/NA	Analysis	2540C-2011		1	200 mL	200 mL	823618	02/20/24 14:24	PG	EET SAV
	Instrument ID: NOEQUIP									

Client Sample ID: WAN-GWC-6

Lab Sample ID: 680-246863-6

Date Collected: 02/14/24 13:55

Matrix: Water

Date Received: 02/16/24 10:03

Prep Type	Batch Type	Batch Method	Run	Dil Factor	Initial Amount	Final Amount	Batch Number	Prepared or Analyzed	Analyst	Lab
Total/NA	Analysis	300.0-1993 R2.1		1	2 mL	2 mL	825241	03/01/24 02:26	GE	EET SAV
	Instrument ID: CICR									
Total Recoverable	Prep	3005A			25 mL	125 mL	823460	02/20/24 05:36	RR	EET SAV
Total Recoverable	Analysis	6020B		1			823730	02/20/24 15:21	BWR	EET SAV
	Instrument ID: ICPMSD									
Total/NA	Prep	7470A			50 mL	50 mL	823643	02/20/24 15:18	DW	EET SAV
Total/NA	Analysis	7470A		1			823946	02/21/24 17:34	BJB	EET SAV
	Instrument ID: QuickTrace3									
Total/NA	Analysis	2540C-2011		1	200 mL	200 mL	823618	02/20/24 14:24	PG	EET SAV
	Instrument ID: NOEQUIP									

Lab Chronicle

Client: Southern Company
Project/Site: Plant Wansley Landfill

Job ID: 680-246863-1

Client Sample ID: WAN-GWC-11

Lab Sample ID: 680-246863-7

Date Collected: 02/14/24 14:20

Matrix: Water

Date Received: 02/16/24 10:03

Prep Type	Batch Type	Batch Method	Run	Dil Factor	Initial Amount	Final Amount	Batch Number	Prepared or Analyzed	Analyst	Lab
Total/NA	Analysis	300.0-1993 R2.1		1	2 mL	2 mL	825241	03/01/24 02:38	GE	EET SAV
	Instrument ID: CICR									
Total Recoverable	Prep	3005A			25 mL	125 mL	823460	02/20/24 05:36	RR	EET SAV
Total Recoverable	Analysis	6020B		1			823730	02/20/24 15:24	BWR	EET SAV
	Instrument ID: ICPMSD									
Total/NA	Prep	7470A			50 mL	50 mL	823643	02/20/24 15:18	DW	EET SAV
Total/NA	Analysis	7470A		1			823946	02/21/24 17:36	BJB	EET SAV
	Instrument ID: QuickTrace3									
Total/NA	Analysis	2540C-2011		1	200 mL	200 mL	823618	02/20/24 14:24	PG	EET SAV
	Instrument ID: NOEQUIP									

Client Sample ID: WAN-LF-FD-04

Lab Sample ID: 680-246863-8

Date Collected: 02/14/24 00:00

Matrix: Water

Date Received: 02/16/24 10:03

Prep Type	Batch Type	Batch Method	Run	Dil Factor	Initial Amount	Final Amount	Batch Number	Prepared or Analyzed	Analyst	Lab
Total/NA	Analysis	300.0-1993 R2.1		1	2 mL	2 mL	825241	03/01/24 02:49	GE	EET SAV
	Instrument ID: CICR									
Total Recoverable	Prep	3005A			25 mL	125 mL	823460	02/20/24 05:36	RR	EET SAV
Total Recoverable	Analysis	6020B		1			823730	02/20/24 15:32	BWR	EET SAV
	Instrument ID: ICPMSD									
Total/NA	Prep	7470A			50 mL	50 mL	823643	02/20/24 15:18	DW	EET SAV
Total/NA	Analysis	7470A		1			823946	02/21/24 17:39	BJB	EET SAV
	Instrument ID: QuickTrace3									
Total/NA	Analysis	2540C-2011		1	50 mL	200 mL	823618	02/20/24 14:24	PG	EET SAV
	Instrument ID: NOEQUIP									

Client Sample ID: WAN-GWC-5

Lab Sample ID: 680-246877-1

Date Collected: 02/14/24 15:00

Matrix: Water

Date Received: 02/17/24 09:52

Prep Type	Batch Type	Batch Method	Run	Dil Factor	Initial Amount	Final Amount	Batch Number	Prepared or Analyzed	Analyst	Lab
Total/NA	Analysis	300.0-1993 R2.1		2	2 mL	2 mL	825136	02/29/24 17:36	GE	EET SAV
	Instrument ID: CICR									
Total Recoverable	Prep	3005A			25 mL	125 mL	823462	02/20/24 05:47	RR	EET SAV
Total Recoverable	Analysis	6020B		1			823730	02/20/24 17:09	BWR	EET SAV
	Instrument ID: ICPMSD									
Total/NA	Prep	7470A			50 mL	50 mL	823643	02/20/24 15:18	DW	EET SAV
Total/NA	Analysis	7470A		1			823946	02/21/24 17:41	BJB	EET SAV
	Instrument ID: QuickTrace3									
Total/NA	Analysis	2540C-2011		1	50 mL	200 mL	823618	02/20/24 14:24	PG	EET SAV
	Instrument ID: NOEQUIP									

Client Sample ID: WAN-GWC-22

Lab Sample ID: 680-246877-2

Date Collected: 02/14/24 17:02

Matrix: Water

Date Received: 02/17/24 09:52

Prep Type	Batch Type	Batch Method	Run	Dil Factor	Initial Amount	Final Amount	Batch Number	Prepared or Analyzed	Analyst	Lab
Total/NA	Analysis	300.0-1993 R2.1		1	2 mL	2 mL	825241	03/01/24 03:11	GE	EET SAV
	Instrument ID: CICR									
Total Recoverable	Prep	3005A			25 mL	125 mL	823462	02/20/24 05:47	RR	EET SAV
Total Recoverable	Analysis	6020B		1			823730	02/20/24 17:12	BWR	EET SAV
	Instrument ID: ICPMSD									
Total/NA	Prep	7470A			50 mL	50 mL	823643	02/20/24 15:18	DW	EET SAV
Total/NA	Analysis	7470A		1			823946	02/21/24 17:43	BJB	EET SAV
	Instrument ID: QuickTrace3									
Total/NA	Analysis	2540C-2011		1	200 mL	200 mL	823618	02/20/24 14:24	PG	EET SAV
	Instrument ID: NOEQUIP									

Client Sample ID: WAN-GWC-9

Lab Sample ID: 680-247011-1

Date Collected: 02/19/24 14:05

Matrix: Water

Date Received: 02/22/24 10:19

Prep Type	Batch Type	Batch Method	Run	Dil Factor	Initial Amount	Final Amount	Batch Number	Prepared or Analyzed	Analyst	Lab
Total/NA	Analysis	300.0		1			78646	03/02/24 06:12	YGS	EET ORL
	Instrument ID: IC_004									
Total Recoverable	Prep	3005A			25 mL	125 mL	824116	02/23/24 05:57	RR	EET SAV
Total Recoverable	Analysis	6020B		1			824321	02/23/24 23:03	BWR	EET SAV
	Instrument ID: ICPMSC									
Total Recoverable	Prep	3005A			25 mL	125 mL	824116	02/23/24 05:57	RR	EET SAV
Total Recoverable	Analysis	6020B		1			824440	02/25/24 11:43	BWR	EET SAV
	Instrument ID: ICPMSD									
Total/NA	Prep	7470A			50 mL	50 mL	824585	02/26/24 13:49	DW	EET SAV
Total/NA	Analysis	7470A		1			824780	02/27/24 10:42	DW	EET SAV
	Instrument ID: QuickTrace2									
Total/NA	Analysis	2540C-2011		1	200 mL	200 mL	824194	02/23/24 09:30	PG	EET SAV
	Instrument ID: NOEQUIP									

Client Sample ID: WAN-GWC-10

Lab Sample ID: 680-247011-2

Date Collected: 02/20/24 10:15

Matrix: Water

Date Received: 02/22/24 10:19

Prep Type	Batch Type	Batch Method	Run	Dil Factor	Initial Amount	Final Amount	Batch Number	Prepared or Analyzed	Analyst	Lab
Total/NA	Analysis	300.0		1			78646	03/02/24 06:29	YGS	EET ORL
	Instrument ID: IC_004									
Total Recoverable	Prep	3005A			25 mL	125 mL	824116	02/23/24 05:57	RR	EET SAV
Total Recoverable	Analysis	6020B		1			824321	02/23/24 23:08	BWR	EET SAV
	Instrument ID: ICPMSC									
Total Recoverable	Prep	3005A			25 mL	125 mL	824116	02/23/24 05:57	RR	EET SAV
Total Recoverable	Analysis	6020B		1			824440	02/25/24 11:46	BWR	EET SAV
	Instrument ID: ICPMSD									
Total/NA	Prep	7470A			50 mL	50 mL	824585	02/26/24 13:49	DW	EET SAV
Total/NA	Analysis	7470A		1			824780	02/27/24 10:40	DW	EET SAV
	Instrument ID: QuickTrace2									

Lab Chronicle

Client: Southern Company
Project/Site: Plant Wansley Landfill

Job ID: 680-246863-1

Client Sample ID: WAN-GWC-10

Lab Sample ID: 680-247011-2

Date Collected: 02/20/24 10:15

Matrix: Water

Date Received: 02/22/24 10:19

Prep Type	Batch Type	Batch Method	Run	Dil Factor	Initial Amount	Final Amount	Batch Number	Prepared or Analyzed	Analyst	Lab
Total/NA	Analysis	2540C-2011		1	200 mL	200 mL	824557	02/26/24 11:53	PG	EET SAV

Client Sample ID: WAN-GWC-12

Lab Sample ID: 680-247011-3

Date Collected: 02/20/24 12:18

Matrix: Water

Date Received: 02/22/24 10:19

Prep Type	Batch Type	Batch Method	Run	Dil Factor	Initial Amount	Final Amount	Batch Number	Prepared or Analyzed	Analyst	Lab
Total/NA	Analysis	300.0		2			78646	03/02/24 06:46	YGS	EET ORL
	Instrument ID: IC_004									
Total Recoverable	Prep	3005A			25 mL	125 mL	824116	02/23/24 05:57	RR	EET SAV
Total Recoverable	Analysis	6020B		1			824321	02/23/24 23:12	BWR	EET SAV
	Instrument ID: ICPMSC									
Total Recoverable	Prep	3005A			25 mL	125 mL	824116	02/23/24 05:57	RR	EET SAV
Total Recoverable	Analysis	6020B		1			824440	02/25/24 11:49	BWR	EET SAV
	Instrument ID: ICPMSD									
Total/NA	Prep	7470A			50 mL	50 mL	824585	02/26/24 13:49	DW	EET SAV
Total/NA	Analysis	7470A		1			824780	02/27/24 10:38	DW	EET SAV
	Instrument ID: QuickTrace2									
Total/NA	Analysis	2540C-2011		1	50 mL	200 mL	824557	02/26/24 11:53	PG	EET SAV
	Instrument ID: NOEQUIP									

Client Sample ID: WAN-GWC-13

Lab Sample ID: 680-247011-4

Date Collected: 02/19/24 14:00

Matrix: Water

Date Received: 02/22/24 10:19

Prep Type	Batch Type	Batch Method	Run	Dil Factor	Initial Amount	Final Amount	Batch Number	Prepared or Analyzed	Analyst	Lab
Total/NA	Analysis	300.0		1			78646	03/02/24 07:02	YGS	EET ORL
	Instrument ID: IC_004									
Total Recoverable	Prep	3005A			25 mL	125 mL	824116	02/23/24 05:57	RR	EET SAV
Total Recoverable	Analysis	6020B		1			824321	02/23/24 23:16	BWR	EET SAV
	Instrument ID: ICPMSC									
Total Recoverable	Prep	3005A			25 mL	125 mL	824116	02/23/24 05:57	RR	EET SAV
Total Recoverable	Analysis	6020B		1			824440	02/25/24 11:52	BWR	EET SAV
	Instrument ID: ICPMSD									
Total/NA	Prep	7470A			50 mL	50 mL	824599	02/26/24 14:41	DW	EET SAV
Total/NA	Analysis	7470A		1			824780	02/27/24 11:07	DW	EET SAV
	Instrument ID: QuickTrace2									
Total/NA	Analysis	2540C-2011		1	200 mL	200 mL	824194	02/23/24 09:30	PG	EET SAV
	Instrument ID: NOEQUIP									

Client Sample ID: WAN-GWC-14

Lab Sample ID: 680-247011-5

Date Collected: 02/19/24 15:37

Matrix: Water

Date Received: 02/22/24 10:19

Prep Type	Batch Type	Batch Method	Run	Dil Factor	Initial Amount	Final Amount	Batch Number	Prepared or Analyzed	Analyst	Lab
Total/NA	Analysis	300.0		1			78646	03/02/24 07:19	YGS	EET ORL
	Instrument ID: IC_004									
Total/NA	Analysis	300.0		2			78891	03/04/24 10:47	BR	EET ORL
	Instrument ID: IC_004									
Total Recoverable	Prep	3005A			25 mL	125 mL	824116	02/23/24 05:57	RR	EET SAV
Total Recoverable	Analysis	6020B		1			824321	02/23/24 23:20	BWR	EET SAV
	Instrument ID: ICPMSC									
Total Recoverable	Prep	3005A			25 mL	125 mL	824116	02/23/24 05:57	RR	EET SAV
Total Recoverable	Analysis	6020B		1			824440	02/25/24 11:55	BWR	EET SAV
	Instrument ID: ICPMSD									
Total/NA	Prep	7470A			50 mL	50 mL	824599	02/26/24 14:41	DW	EET SAV
Total/NA	Analysis	7470A		1			824780	02/27/24 11:13	DW	EET SAV
	Instrument ID: QuickTrace2									
Total/NA	Analysis	2540C-2011		1	50 mL	200 mL	824194	02/23/24 09:30	PG	EET SAV
	Instrument ID: NOEQUIP									

Client Sample ID: WAN-GWC-17

Lab Sample ID: 680-247011-6

Date Collected: 02/20/24 14:04

Matrix: Water

Date Received: 02/22/24 10:19

Prep Type	Batch Type	Batch Method	Run	Dil Factor	Initial Amount	Final Amount	Batch Number	Prepared or Analyzed	Analyst	Lab
Total/NA	Analysis	300.0		1			78646	03/02/24 07:36	YGS	EET ORL
	Instrument ID: IC_004									
Total Recoverable	Prep	3005A			25 mL	125 mL	824116	02/23/24 05:57	RR	EET SAV
Total Recoverable	Analysis	6020B		1			824321	02/23/24 23:24	BWR	EET SAV
	Instrument ID: ICPMSC									
Total Recoverable	Prep	3005A			25 mL	125 mL	824116	02/23/24 05:57	RR	EET SAV
Total Recoverable	Analysis	6020B		1			824440	02/25/24 12:03	BWR	EET SAV
	Instrument ID: ICPMSD									
Total/NA	Prep	7470A			50 mL	50 mL	824599	02/26/24 14:41	DW	EET SAV
Total/NA	Analysis	7470A		1			824780	02/27/24 11:19	DW	EET SAV
	Instrument ID: QuickTrace2									
Total/NA	Analysis	2540C-2011		1	200 mL	200 mL	824557	02/26/24 11:53	PG	EET SAV
	Instrument ID: NOEQUIP									

Client Sample ID: WAN-GWC-20

Lab Sample ID: 680-247011-7

Date Collected: 02/20/24 15:15

Matrix: Water

Date Received: 02/22/24 10:19

Prep Type	Batch Type	Batch Method	Run	Dil Factor	Initial Amount	Final Amount	Batch Number	Prepared or Analyzed	Analyst	Lab
Total/NA	Analysis	300.0		1			78646	03/02/24 07:53	YGS	EET ORL
	Instrument ID: IC_004									
Total Recoverable	Prep	3005A			25 mL	125 mL	824116	02/23/24 05:57	RR	EET SAV
Total Recoverable	Analysis	6020B		1			824321	02/23/24 23:28	BWR	EET SAV
	Instrument ID: ICPMSC									

Client Sample ID: WAN-GWC-20

Lab Sample ID: 680-247011-7

Date Collected: 02/20/24 15:15

Matrix: Water

Date Received: 02/22/24 10:19

Prep Type	Batch Type	Batch Method	Run	Dil Factor	Initial Amount	Final Amount	Batch Number	Prepared or Analyzed	Analyst	Lab
Total Recoverable	Prep	3005A			25 mL	125 mL	824116	02/23/24 05:57	RR	EET SAV
Total Recoverable	Analysis	6020B		1			824440	02/25/24 12:06	BWR	EET SAV
	Instrument ID: ICPMSD									
Total/NA	Prep	7470A			50 mL	50 mL	824599	02/26/24 14:41	DW	EET SAV
Total/NA	Analysis	7470A		1			824780	02/27/24 11:21	DW	EET SAV
	Instrument ID: QuickTrace2									
Total/NA	Analysis	2540C-2011		1	200 mL	200 mL	824557	02/26/24 11:53	PG	EET SAV
	Instrument ID: NOEQUIP									

Client Sample ID: WAN-GWC-21

Lab Sample ID: 680-247011-8

Date Collected: 02/19/24 15:15

Matrix: Water

Date Received: 02/22/24 10:19

Prep Type	Batch Type	Batch Method	Run	Dil Factor	Initial Amount	Final Amount	Batch Number	Prepared or Analyzed	Analyst	Lab
Total/NA	Analysis	300.0		1			78646	03/02/24 08:10	YGS	EET ORL
	Instrument ID: IC_004									
Total Recoverable	Prep	3005A			25 mL	125 mL	824116	02/23/24 05:57	RR	EET SAV
Total Recoverable	Analysis	6020B		1			824321	02/23/24 23:32	BWR	EET SAV
	Instrument ID: ICPMSC									
Total Recoverable	Prep	3005A			25 mL	125 mL	824116	02/23/24 05:57	RR	EET SAV
Total Recoverable	Analysis	6020B		1			824440	02/25/24 12:09	BWR	EET SAV
	Instrument ID: ICPMSD									
Total/NA	Prep	7470A			50 mL	50 mL	824599	02/26/24 14:41	DW	EET SAV
Total/NA	Analysis	7470A		1			824780	02/27/24 11:23	DW	EET SAV
	Instrument ID: QuickTrace2									
Total/NA	Analysis	2540C-2011		1	200 mL	200 mL	824194	02/23/24 09:30	PG	EET SAV
	Instrument ID: NOEQUIP									

Client Sample ID: WAN-GWC-23

Lab Sample ID: 680-247011-9

Date Collected: 02/19/24 16:10

Matrix: Water

Date Received: 02/22/24 10:19

Prep Type	Batch Type	Batch Method	Run	Dil Factor	Initial Amount	Final Amount	Batch Number	Prepared or Analyzed	Analyst	Lab
Total/NA	Analysis	300.0		1			78646	03/02/24 09:01	YGS	EET ORL
	Instrument ID: IC_004									
Total Recoverable	Prep	3005A			25 mL	125 mL	824116	02/23/24 05:57	RR	EET SAV
Total Recoverable	Analysis	6020B		1			824321	02/23/24 23:36	BWR	EET SAV
	Instrument ID: ICPMSC									
Total Recoverable	Prep	3005A			25 mL	125 mL	824116	02/23/24 05:57	RR	EET SAV
Total Recoverable	Analysis	6020B		1			824440	02/25/24 12:12	BWR	EET SAV
	Instrument ID: ICPMSD									
Total/NA	Prep	7470A			50 mL	50 mL	824599	02/26/24 14:41	DW	EET SAV
Total/NA	Analysis	7470A		1			824780	02/27/24 11:25	DW	EET SAV
	Instrument ID: QuickTrace2									
Total/NA	Analysis	2540C-2011		1	200 mL	200 mL	824194	02/23/24 09:30	PG	EET SAV
	Instrument ID: NOEQUIP									

Lab Chronicle

Client: Southern Company
Project/Site: Plant Wansley Landfill

Job ID: 680-246863-1

Client Sample ID: WAN-GWC-26

Lab Sample ID: 680-247011-10

Date Collected: 02/20/24 13:35

Matrix: Water

Date Received: 02/22/24 10:19

Prep Type	Batch Type	Batch Method	Run	Dil Factor	Initial Amount	Final Amount	Batch Number	Prepared or Analyzed	Analyst	Lab
Total/NA	Analysis	300.0		1			78646	03/02/24 09:52	YGS	EET ORL
	Instrument ID: IC_004									
Total Recoverable	Prep	3005A			25 mL	125 mL	824116	02/23/24 05:57	RR	EET SAV
Total Recoverable	Analysis	6020B		1			824321	02/23/24 23:48	BWR	EET SAV
	Instrument ID: ICPMSC									
Total Recoverable	Prep	3005A			25 mL	125 mL	824116	02/23/24 05:57	RR	EET SAV
Total Recoverable	Analysis	6020B		1			824440	02/25/24 12:15	BWR	EET SAV
	Instrument ID: ICPMSD									
Total/NA	Prep	7470A			50 mL	50 mL	824599	02/26/24 14:41	DW	EET SAV
Total/NA	Analysis	7470A		1			824780	02/27/24 11:27	DW	EET SAV
	Instrument ID: QuickTrace2									
Total/NA	Analysis	2540C-2011		1	200 mL	200 mL	824557	02/26/24 11:53	PG	EET SAV
	Instrument ID: NOEQUIP									

Client Sample ID: WAN-GWC-27

Lab Sample ID: 680-247011-11

Date Collected: 02/20/24 15:25

Matrix: Water

Date Received: 02/22/24 10:19

Prep Type	Batch Type	Batch Method	Run	Dil Factor	Initial Amount	Final Amount	Batch Number	Prepared or Analyzed	Analyst	Lab
Total/NA	Analysis	300.0		1			78646	03/02/24 10:08	YGS	EET ORL
	Instrument ID: IC_004									
Total Recoverable	Prep	3005A			25 mL	125 mL	824118	02/23/24 05:57	RR	EET SAV
Total Recoverable	Analysis	6020B		1			824321	02/24/24 00:08	BWR	EET SAV
	Instrument ID: ICPMSC									
Total/NA	Prep	7470A			50 mL	50 mL	824599	02/26/24 14:41	DW	EET SAV
Total/NA	Analysis	7470A		1			824780	02/27/24 11:29	DW	EET SAV
	Instrument ID: QuickTrace2									
Total/NA	Analysis	2540C-2011		1	200 mL	200 mL	824557	02/26/24 11:53	PG	EET SAV
	Instrument ID: NOEQUIP									

Client Sample ID: WAN-GWC-32

Lab Sample ID: 680-247011-12

Date Collected: 02/20/24 13:35

Matrix: Water

Date Received: 02/22/24 10:19

Prep Type	Batch Type	Batch Method	Run	Dil Factor	Initial Amount	Final Amount	Batch Number	Prepared or Analyzed	Analyst	Lab
Total/NA	Analysis	300.0		1			78646	03/02/24 10:25	YGS	EET ORL
	Instrument ID: IC_004									
Total Recoverable	Prep	3005A			25 mL	125 mL	824118	02/23/24 05:57	RR	EET SAV
Total Recoverable	Analysis	6020B		1			824321	02/24/24 00:29	BWR	EET SAV
	Instrument ID: ICPMSC									
Total/NA	Prep	7470A			50 mL	50 mL	824599	02/26/24 14:41	DW	EET SAV
Total/NA	Analysis	7470A		1			824780	02/27/24 11:32	DW	EET SAV
	Instrument ID: QuickTrace2									
Total/NA	Analysis	2540C-2011		1	200 mL	200 mL	824823	02/27/24 15:11	PG	EET SAV
	Instrument ID: NOEQUIP									

Lab Chronicle

Client: Southern Company
Project/Site: Plant Wansley Landfill

Job ID: 680-246863-1

Client Sample ID: WAN-GWC-33

Lab Sample ID: 680-247011-13

Date Collected: 02/20/24 16:00

Matrix: Water

Date Received: 02/22/24 10:19

Prep Type	Batch Type	Batch Method	Run	Dil Factor	Initial Amount	Final Amount	Batch Number	Prepared or Analyzed	Analyst	Lab
Total/NA	Analysis	300.0		1			78646	03/02/24 10:42	YGS	EET ORL
	Instrument ID: IC_004									
Total Recoverable	Prep	3005A			25 mL	125 mL	824118	02/23/24 05:57	RR	EET SAV
Total Recoverable	Analysis	6020B		1			824321	02/24/24 00:33	BWR	EET SAV
	Instrument ID: ICPMSC									
Total/NA	Prep	7470A			50 mL	50 mL	824599	02/26/24 14:41	DW	EET SAV
Total/NA	Analysis	7470A		1			824780	02/27/24 11:34	DW	EET SAV
	Instrument ID: QuickTrace2									
Total/NA	Analysis	2540C-2011		1	200 mL	200 mL	824557	02/26/24 11:53	PG	EET SAV
	Instrument ID: NOEQUIP									

Client Sample ID: WAN-LF-FD-05

Lab Sample ID: 680-247011-14

Date Collected: 02/20/24 00:00

Matrix: Water

Date Received: 02/22/24 10:19

Prep Type	Batch Type	Batch Method	Run	Dil Factor	Initial Amount	Final Amount	Batch Number	Prepared or Analyzed	Analyst	Lab
Total/NA	Analysis	300.0		1			78646	03/02/24 10:59	YGS	EET ORL
	Instrument ID: IC_004									
Total Recoverable	Prep	3005A			25 mL	125 mL	824118	02/23/24 05:57	RR	EET SAV
Total Recoverable	Analysis	6020B		1			824321	02/24/24 00:37	BWR	EET SAV
	Instrument ID: ICPMSC									
Total/NA	Prep	7470A			50 mL	50 mL	824599	02/26/24 14:41	DW	EET SAV
Total/NA	Analysis	7470A		1			824780	02/27/24 11:36	DW	EET SAV
	Instrument ID: QuickTrace2									
Total/NA	Analysis	2540C-2011		1	200 mL	200 mL	824557	02/26/24 11:53	PG	EET SAV
	Instrument ID: NOEQUIP									

Client Sample ID: WAN-LF-FB-10

Lab Sample ID: 680-247011-15

Date Collected: 02/20/24 10:10

Matrix: Water

Date Received: 02/22/24 10:19

Prep Type	Batch Type	Batch Method	Run	Dil Factor	Initial Amount	Final Amount	Batch Number	Prepared or Analyzed	Analyst	Lab
Total/NA	Analysis	300.0		1			78646	03/02/24 11:16	YGS	EET ORL
	Instrument ID: IC_004									
Total Recoverable	Prep	3005A			25 mL	125 mL	824118	02/23/24 05:57	RR	EET SAV
Total Recoverable	Analysis	6020B		1			824321	02/24/24 00:49	BWR	EET SAV
	Instrument ID: ICPMSC									
Total/NA	Prep	7470A			50 mL	50 mL	824599	02/26/24 14:41	DW	EET SAV
Total/NA	Analysis	7470A		1			824780	02/27/24 11:38	DW	EET SAV
	Instrument ID: QuickTrace2									
Total/NA	Analysis	2540C-2011		1	200 mL	200 mL	824823	02/27/24 15:11	PG	EET SAV
	Instrument ID: NOEQUIP									

Lab Chronicle

Client: Southern Company
Project/Site: Plant Wansley Landfill

Job ID: 680-246863-1

Client Sample ID: WAN-LF-EB-04

Lab Sample ID: 680-247011-16

Date Collected: 02/19/24 16:00

Matrix: Water

Date Received: 02/22/24 10:19

Prep Type	Batch Type	Batch Method	Run	Dil Factor	Initial Amount	Final Amount	Batch Number	Prepared or Analyzed	Analyst	Lab
Total/NA	Analysis	300.0		1			78646	03/02/24 11:33	YGS	EET ORL
	Instrument ID: IC_004									
Total Recoverable	Prep	3005A			25 mL	125 mL	824118	02/23/24 05:57	RR	EET SAV
Total Recoverable	Analysis	6020B		1			824321	02/24/24 00:53	BWR	EET SAV
	Instrument ID: ICPMSC									
Total/NA	Prep	7470A			50 mL	50 mL	824599	02/26/24 14:41	DW	EET SAV
Total/NA	Analysis	7470A		1			824780	02/27/24 11:44	DW	EET SAV
	Instrument ID: QuickTrace2									
Total/NA	Analysis	2540C-2011		1	200 mL	200 mL	824557	02/26/24 11:53	PG	EET SAV
	Instrument ID: NOEQUIP									

Client Sample ID: WAN-LF-EB-05

Lab Sample ID: 680-247011-17

Date Collected: 02/20/24 13:15

Matrix: Water

Date Received: 02/22/24 10:19

Prep Type	Batch Type	Batch Method	Run	Dil Factor	Initial Amount	Final Amount	Batch Number	Prepared or Analyzed	Analyst	Lab
Total/NA	Analysis	300.0		1			78646	03/02/24 11:50	YGS	EET ORL
	Instrument ID: IC_004									
Total Recoverable	Prep	3005A			25 mL	125 mL	824108	02/23/24 05:22	RR	EET SAV
Total Recoverable	Analysis	6020B		1			824322	02/23/24 18:02	BWR	EET SAV
	Instrument ID: ICPMSD									
Total/NA	Prep	7470A			50 mL	50 mL	824599	02/26/24 14:41	DW	EET SAV
Total/NA	Analysis	7470A		1			824780	02/27/24 11:46	DW	EET SAV
	Instrument ID: QuickTrace2									
Total/NA	Analysis	2540C-2011		1	200 mL	200 mL	824823	02/27/24 15:11	PG	EET SAV
	Instrument ID: NOEQUIP									

Client Sample ID: WAN-GWC-7

Lab Sample ID: 680-247150-1

Date Collected: 02/21/24 13:10

Matrix: Water

Date Received: 02/24/24 09:52

Prep Type	Batch Type	Batch Method	Run	Dil Factor	Initial Amount	Final Amount	Batch Number	Prepared or Analyzed	Analyst	Lab
Total/NA	Analysis	300.0		5			78891	03/04/24 17:08	BR	EET ORL
	Instrument ID: IC_004									
Total Recoverable	Prep	3005A			25 mL	125 mL	824667	02/27/24 04:59	RR	EET SAV
Total Recoverable	Analysis	6020B		1			824936	02/27/24 19:38	BWR	EET SAV
	Instrument ID: ICPMSD									
Total/NA	Prep	7470A			50 mL	50 mL	825157	02/29/24 10:17	DW	EET SAV
Total/NA	Analysis	7470A		1			825433	02/29/24 15:39	DW	EET SAV
	Instrument ID: QuickTrace2									
Total/NA	Analysis	2540C-2011		1	50 mL	200 mL	824887	02/27/24 21:02	PG	EET SAV
	Instrument ID: NOEQUIP									

Lab Chronicle

Client: Southern Company
Project/Site: Plant Wansley Landfill

Job ID: 680-246863-1

Client Sample ID: WAN-GWC-8

Lab Sample ID: 680-247150-2

Date Collected: 02/21/24 11:55

Matrix: Water

Date Received: 02/24/24 09:52

Prep Type	Batch Type	Batch Method	Run	Dil Factor	Initial Amount	Final Amount	Batch Number	Prepared or Analyzed	Analyst	Lab
Total/NA	Analysis	300.0		1			78891	03/04/24 17:24	BR	EET ORL
	Instrument ID: IC_004									
Total Recoverable	Prep	3005A			25 mL	125 mL	824667	02/27/24 04:59	RR	EET SAV
Total Recoverable	Analysis	6020B		1			824936	02/27/24 19:47	BWR	EET SAV
	Instrument ID: ICPMSD									
Total/NA	Prep	7470A			50 mL	50 mL	825157	02/29/24 10:17	DW	EET SAV
Total/NA	Analysis	7470A		1			825433	02/29/24 15:41	DW	EET SAV
	Instrument ID: QuickTrace2									
Total/NA	Analysis	2540C-2011		1	200 mL	200 mL	824887	02/27/24 21:02	PG	EET SAV
	Instrument ID: NOEQUIP									

Client Sample ID: WAN-GWC-15

Lab Sample ID: 680-247150-3

Date Collected: 02/21/24 15:40

Matrix: Water

Date Received: 02/24/24 09:52

Prep Type	Batch Type	Batch Method	Run	Dil Factor	Initial Amount	Final Amount	Batch Number	Prepared or Analyzed	Analyst	Lab
Total/NA	Analysis	300.0		1			78891	03/04/24 17:41	BR	EET ORL
	Instrument ID: IC_004									
Total Recoverable	Prep	3005A			25 mL	125 mL	824667	02/27/24 04:59	RR	EET SAV
Total Recoverable	Analysis	6020B		1			824936	02/27/24 19:49	BWR	EET SAV
	Instrument ID: ICPMSD									
Total/NA	Prep	7470A			50 mL	50 mL	825157	02/29/24 10:17	DW	EET SAV
Total/NA	Analysis	7470A		1			825433	02/29/24 15:43	DW	EET SAV
	Instrument ID: QuickTrace2									
Total/NA	Analysis	2540C-2011		1	200 mL	200 mL	824887	02/27/24 21:02	PG	EET SAV
	Instrument ID: NOEQUIP									

Client Sample ID: WAN-GWC-16

Lab Sample ID: 680-247150-4

Date Collected: 02/21/24 14:15

Matrix: Water

Date Received: 02/24/24 09:52

Prep Type	Batch Type	Batch Method	Run	Dil Factor	Initial Amount	Final Amount	Batch Number	Prepared or Analyzed	Analyst	Lab
Total/NA	Analysis	300.0		1			78891	03/04/24 17:58	BR	EET ORL
	Instrument ID: IC_004									
Total Recoverable	Prep	3005A			25 mL	125 mL	824667	02/27/24 04:59	RR	EET SAV
Total Recoverable	Analysis	6020B		1			824936	02/27/24 19:52	BWR	EET SAV
	Instrument ID: ICPMSD									
Total/NA	Prep	7470A			50 mL	50 mL	825157	02/29/24 10:17	DW	EET SAV
Total/NA	Analysis	7470A		1			825433	02/29/24 15:50	DW	EET SAV
	Instrument ID: QuickTrace2									
Total/NA	Analysis	2540C-2011		1	200 mL	200 mL	824887	02/27/24 21:02	PG	EET SAV
	Instrument ID: NOEQUIP									

Lab Chronicle

Client: Southern Company
Project/Site: Plant Wansley Landfill

Job ID: 680-246863-1

Client Sample ID: WAN-GWC-18

Lab Sample ID: 680-247150-5

Date Collected: 02/21/24 10:32

Matrix: Water

Date Received: 02/24/24 09:52

Prep Type	Batch Type	Batch Method	Run	Dil Factor	Initial Amount	Final Amount	Batch Number	Prepared or Analyzed	Analyst	Lab
Total/NA	Analysis	300.0		1			78891	03/04/24 19:40	BR	EET ORL
	Instrument ID: IC_004									
Total Recoverable	Prep	3005A			25 mL	125 mL	824667	02/27/24 04:59	RR	EET SAV
Total Recoverable	Analysis	6020B		1			824936	02/27/24 19:55	BWR	EET SAV
	Instrument ID: ICPMSD									
Total/NA	Prep	7470A			50 mL	50 mL	825157	02/29/24 10:17	DW	EET SAV
Total/NA	Analysis	7470A		1			825433	02/29/24 15:52	DW	EET SAV
	Instrument ID: QuickTrace2									
Total/NA	Analysis	2540C-2011		1	200 mL	200 mL	824887	02/27/24 21:02	PG	EET SAV
	Instrument ID: NOEQUIP									

Client Sample ID: WAN-GWC-19

Lab Sample ID: 680-247150-6

Date Collected: 02/21/24 11:35

Matrix: Water

Date Received: 02/24/24 09:52

Prep Type	Batch Type	Batch Method	Run	Dil Factor	Initial Amount	Final Amount	Batch Number	Prepared or Analyzed	Analyst	Lab
Total/NA	Analysis	300.0		1			78891	03/04/24 20:31	BR	EET ORL
	Instrument ID: IC_004									
Total Recoverable	Prep	3005A			25 mL	125 mL	824667	02/27/24 05:05	RR	EET SAV
Total Recoverable	Analysis	6020B		1			824936	02/27/24 19:58	BWR	EET SAV
	Instrument ID: ICPMSD									
Total/NA	Prep	7470A			50 mL	50 mL	825157	02/29/24 10:17	DW	EET SAV
Total/NA	Analysis	7470A		1			825433	02/29/24 15:54	DW	EET SAV
	Instrument ID: QuickTrace2									
Total/NA	Analysis	2540C-2011		1	200 mL	200 mL	824887	02/27/24 21:02	PG	EET SAV
	Instrument ID: NOEQUIP									

Client Sample ID: WAN-GWC-24

Lab Sample ID: 680-247150-7

Date Collected: 02/22/24 11:15

Matrix: Water

Date Received: 02/24/24 09:52

Prep Type	Batch Type	Batch Method	Run	Dil Factor	Initial Amount	Final Amount	Batch Number	Prepared or Analyzed	Analyst	Lab
Total/NA	Analysis	300.0		1			78891	03/04/24 20:48	BR	EET ORL
	Instrument ID: IC_004									
Total Recoverable	Prep	3005A			25 mL	125 mL	824664	02/27/24 04:52	RR	EET SAV
Total Recoverable	Analysis	6020B		1			824936	02/27/24 17:55	BWR	EET SAV
	Instrument ID: ICPMSD									
Total/NA	Prep	7470A			50 mL	50 mL	825157	02/29/24 10:17	DW	EET SAV
Total/NA	Analysis	7470A		1			825433	02/29/24 15:56	DW	EET SAV
	Instrument ID: QuickTrace2									
Total/NA	Analysis	2540C-2011		1	200 mL	200 mL	824887	02/27/24 21:02	PG	EET SAV
	Instrument ID: NOEQUIP									

Lab Chronicle

Client: Southern Company
Project/Site: Plant Wansley Landfill

Job ID: 680-246863-1

Client Sample ID: WAN-GWC-25

Lab Sample ID: 680-247150-8

Date Collected: 02/21/24 14:35

Matrix: Water

Date Received: 02/24/24 09:52

Prep Type	Batch Type	Batch Method	Run	Dil Factor	Initial Amount	Final Amount	Batch Number	Prepared or Analyzed	Analyst	Lab
Total/NA	Analysis	300.0		1			78891	03/04/24 21:04	BR	EET ORL
	Instrument ID: IC_004									
Total Recoverable	Prep	3005A			25 mL	125 mL	824664	02/27/24 04:52	RR	EET SAV
Total Recoverable	Analysis	6020B		1			824936	02/27/24 16:44	BWR	EET SAV
	Instrument ID: ICPMSD									
Total/NA	Prep	7470A			50 mL	50 mL	825175	02/29/24 11:15	DW	EET SAV
Total/NA	Analysis	7470A		1			825433	02/29/24 16:53	DW	EET SAV
	Instrument ID: QuickTrace2									
Total/NA	Analysis	2540C-2011		1	200 mL	200 mL	824887	02/27/24 21:02	PG	EET SAV
	Instrument ID: NOEQUIP									

Client Sample ID: WAN-GWC-30

Lab Sample ID: 680-247150-9

Date Collected: 02/21/24 15:50

Matrix: Water

Date Received: 02/24/24 09:52

Prep Type	Batch Type	Batch Method	Run	Dil Factor	Initial Amount	Final Amount	Batch Number	Prepared or Analyzed	Analyst	Lab
Total/NA	Analysis	300.0		1			78891	03/04/24 21:21	BR	EET ORL
	Instrument ID: IC_004									
Total Recoverable	Prep	3005A			25 mL	125 mL	824664	02/27/24 04:52	RR	EET SAV
Total Recoverable	Analysis	6020B		1			824936	02/27/24 17:32	BWR	EET SAV
	Instrument ID: ICPMSD									
Total/NA	Prep	7470A			50 mL	50 mL	825198	02/29/24 12:33	DW	EET SAV
Total/NA	Analysis	7470A		1			825433	02/29/24 17:04	DW	EET SAV
	Instrument ID: QuickTrace2									
Total/NA	Analysis	2540C-2011		1	200 mL	200 mL	824887	02/27/24 21:02	PG	EET SAV
	Instrument ID: NOEQUIP									

Client Sample ID: WAN-GWC-31

Lab Sample ID: 680-247150-10

Date Collected: 02/21/24 16:20

Matrix: Water

Date Received: 02/24/24 09:52

Prep Type	Batch Type	Batch Method	Run	Dil Factor	Initial Amount	Final Amount	Batch Number	Prepared or Analyzed	Analyst	Lab
Total/NA	Analysis	300.0		1			78891	03/04/24 21:38	BR	EET ORL
	Instrument ID: IC_004									
Total Recoverable	Prep	3005A			25 mL	125 mL	824664	02/27/24 04:52	RR	EET SAV
Total Recoverable	Analysis	6020B		1			824936	02/27/24 17:35	BWR	EET SAV
	Instrument ID: ICPMSD									
Total/NA	Prep	7470A			50 mL	50 mL	825198	02/29/24 12:33	DW	EET SAV
Total/NA	Analysis	7470A		1			825433	02/29/24 17:10	DW	EET SAV
	Instrument ID: QuickTrace2									
Total/NA	Analysis	2540C-2011		1	200 mL	200 mL	824887	02/27/24 21:02	PG	EET SAV
	Instrument ID: NOEQUIP									

Lab Chronicle

Client: Southern Company
Project/Site: Plant Wansley Landfill

Job ID: 680-246863-1

Client Sample ID: WAN-GWC-34

Lab Sample ID: 680-247150-11

Date Collected: 02/22/24 10:13

Matrix: Water

Date Received: 02/24/24 09:52

Prep Type	Batch Type	Batch Method	Run	Dil Factor	Initial Amount	Final Amount	Batch Number	Prepared or Analyzed	Analyst	Lab
Total/NA	Analysis	300.0		1			78891	03/04/24 21:55	BR	EET ORL
	Instrument ID: IC_004									
Total Recoverable	Prep	3005A			25 mL	125 mL	824664	02/27/24 04:52	RR	EET SAV
Total Recoverable	Analysis	6020B		1			824936	02/27/24 17:38	BWR	EET SAV
	Instrument ID: ICPMSD									
Total/NA	Prep	7470A			50 mL	50 mL	825198	02/29/24 12:33	DW	EET SAV
Total/NA	Analysis	7470A		1			825433	02/29/24 17:12	DW	EET SAV
	Instrument ID: QuickTrace2									
Total/NA	Analysis	2540C-2011		1	200 mL	200 mL	824887	02/27/24 21:02	PG	EET SAV
	Instrument ID: NOEQUIP									

Client Sample ID: WAN-GWC-35

Lab Sample ID: 680-247150-12

Date Collected: 02/22/24 10:55

Matrix: Water

Date Received: 02/24/24 09:52

Prep Type	Batch Type	Batch Method	Run	Dil Factor	Initial Amount	Final Amount	Batch Number	Prepared or Analyzed	Analyst	Lab
Total/NA	Analysis	300.0		1			78891	03/04/24 22:12	BR	EET ORL
	Instrument ID: IC_004									
Total Recoverable	Prep	3005A			25 mL	125 mL	824664	02/27/24 04:52	RR	EET SAV
Total Recoverable	Analysis	6020B		1			824936	02/27/24 17:47	BWR	EET SAV
	Instrument ID: ICPMSD									
Total/NA	Prep	7470A			50 mL	50 mL	825198	02/29/24 12:33	DW	EET SAV
Total/NA	Analysis	7470A		1			825433	02/29/24 17:14	DW	EET SAV
	Instrument ID: QuickTrace2									
Total/NA	Analysis	2540C-2011		1	200 mL	200 mL	824887	02/27/24 21:02	PG	EET SAV
	Instrument ID: NOEQUIP									

Client Sample ID: WAN-LF-FB-11

Lab Sample ID: 680-247150-13

Date Collected: 02/21/24 11:55

Matrix: Water

Date Received: 02/24/24 09:52

Prep Type	Batch Type	Batch Method	Run	Dil Factor	Initial Amount	Final Amount	Batch Number	Prepared or Analyzed	Analyst	Lab
Total/NA	Analysis	300.0		1			78891	03/04/24 23:37	BR	EET ORL
	Instrument ID: IC_004									
Total Recoverable	Prep	3005A			25 mL	125 mL	824664	02/27/24 04:52	RR	EET SAV
Total Recoverable	Analysis	6020B		1			824936	02/27/24 17:50	BWR	EET SAV
	Instrument ID: ICPMSD									
Total/NA	Prep	7470A			50 mL	50 mL	825198	02/29/24 12:33	DW	EET SAV
Total/NA	Analysis	7470A		1			825433	02/29/24 17:16	DW	EET SAV
	Instrument ID: QuickTrace2									
Total/NA	Analysis	2540C-2011		1	200 mL	200 mL	824887	02/27/24 21:02	PG	EET SAV
	Instrument ID: NOEQUIP									

Lab Chronicle

Client: Southern Company
Project/Site: Plant Wansley Landfill

Job ID: 680-246863-1

Client Sample ID: WAN-LF-EB-06

Lab Sample ID: 680-247150-14

Date Collected: 02/21/24 10:20

Matrix: Water

Date Received: 02/24/24 09:52

Prep Type	Batch Type	Batch Method	Run	Dil Factor	Initial Amount	Final Amount	Batch Number	Prepared or Analyzed	Analyst	Lab
Total/NA	Analysis	300.0		1			78891	03/05/24 04:24	BR	EET ORL
	Instrument ID: IC_004									
Total Recoverable	Prep	3005A			25 mL	125 mL	824664	02/27/24 04:52	RR	EET SAV
Total Recoverable	Analysis	6020B		1			824936	02/27/24 17:52	BWR	EET SAV
	Instrument ID: ICPMSD									
Total/NA	Prep	7470A			50 mL	50 mL	825198	02/29/24 12:33	DW	EET SAV
Total/NA	Analysis	7470A		1			825433	02/29/24 17:18	DW	EET SAV
	Instrument ID: QuickTrace2									
Total/NA	Analysis	2540C-2011		1	200 mL	200 mL	824887	02/27/24 21:02	PG	EET SAV
	Instrument ID: NOEQUIP									

Client Sample ID: WAN-LF-EB-07

Lab Sample ID: 680-247150-15

Date Collected: 02/22/24 10:00

Matrix: Water

Date Received: 02/24/24 09:52

Prep Type	Batch Type	Batch Method	Run	Dil Factor	Initial Amount	Final Amount	Batch Number	Prepared or Analyzed	Analyst	Lab
Total/NA	Analysis	300.0		1			79096	03/05/24 15:18	BR	EET ORL
	Instrument ID: IC_004									
Total Recoverable	Prep	3005A			25 mL	125 mL	824663	02/27/24 04:52	RR	EET SAV
Total Recoverable	Analysis	6020B		1			824936	02/27/24 19:24	BWR	EET SAV
	Instrument ID: ICPMSD									
Total/NA	Prep	7470A			50 mL	50 mL	825198	02/29/24 12:33	DW	EET SAV
Total/NA	Analysis	7470A		1			825433	02/29/24 17:24	DW	EET SAV
	Instrument ID: QuickTrace2									
Total/NA	Analysis	2540C-2011		1	200 mL	200 mL	824887	02/27/24 21:02	PG	EET SAV
	Instrument ID: NOEQUIP									

Laboratory References:

EET ORL = Eurofins Orlando, 481 Newburyport Avenue, Altamonte Springs, FL 32701, TEL (407)339-5984

EET SAV = Eurofins Savannah, 5102 LaRoche Avenue, Savannah, GA 31404, TEL (912)354-7858

Accreditation/Certification Summary

Client: Southern Company
Project/Site: Plant Wansley Landfill

Job ID: 680-246863-1

Laboratory: Eurofins Savannah

The accreditations/certifications listed below are applicable to this report.

Authority	Program	Identification Number	Expiration Date
Florida	NELAP	E87052	06-30-24
Georgia	State	E87052	06-30-24

Laboratory: Eurofins Orlando

All accreditations/certifications held by this laboratory are listed. Not all accreditations/certifications are applicable to this report.

Authority	Program	Identification Number	Expiration Date
Alabama	State	42800	06-30-24
Arkansas (DW)	State	FL00091	06-30-24
Florida	NELAP	E83018	06-30-24
Georgia (DW)	State	C055	06-30-24
Louisiana (All)	NELAP	239316	06-30-24
Louisiana (DW)	State	LA039	05-24-24
Mississippi	State	MS00007	06-30-24
New Mexico	State	FL00091	06-30-24
North Carolina (DW)	State	12712	07-31-24
Tennessee	State	TN04930	06-30-24
Texas	NELAP	T104704571	02-28-25
Washington	State	C1089	10-19-24

Method Summary

Client: Southern Company
Project/Site: Plant Wansley Landfill

Job ID: 680-246863-1

Method	Method Description	Protocol	Laboratory
300.0	Anions, Ion Chromatography	EPA	EET ORL
300.0-1993 R2.1	Anions, Ion Chromatography	MCAWW	EET SAV
6020B	Metals (ICP/MS)	SW846	EET SAV
7470A	Mercury	SW846	EET SAV
2540C-2011	Total Dissolved Solids (Dried at 180 °C)	SM	EET SAV
3005A	Preparation, Total Recoverable or Dissolved Metals	SW846	EET SAV
7470A	Preparation, Mercury	SW846	EET SAV

Protocol References:

EPA = US Environmental Protection Agency

MCAWW = "Methods For Chemical Analysis Of Water And Wastes", EPA-600/4-79-020, March 1983 And Subsequent Revisions.

SM = "Standard Methods For The Examination Of Water And Wastewater"

SW846 = "Test Methods For Evaluating Solid Waste, Physical/Chemical Methods", Third Edition, November 1986 And Its Updates.

Laboratory References:

EET ORL = Eurofins Orlando, 481 Newburyport Avenue, Altamonte Springs, FL 32701, TEL (407)339-5984

EET SAV = Eurofins Savannah, 5102 LaRoche Avenue, Savannah, GA 31404, TEL (912)354-7858

Eurofins TestAmerica, Savannah
5102 LaRoche Avenue
Savannah, GA 31404
Phone (912) 354-7858 Fax (912) 352-0165

Chain of Custody Record

eurofins | Environment Testing America

Client Information	Sampler: A Schneider / D. Johnson (ACC)	Lab PM: Fuller, David	Carrier Tracking No(s):	COC No:
Client Contact: SCS Contacts	Phone: 770 594 5998	E-Mail: david.fuller@et.eurofinsus.com		Page: 1 of 1
Company: GA Power				Job #:
Address: 241 Ralph McGill Blvd SE	Due Date Requested:			
City: Atlanta	TAT Requested (days): Standard			
State, Zip: GA, 30308				
Phone: 404-506-7116(Tel)	Lab Project #: 68027763			
Email: SCS Contacts / ACC Contacts	PO #: GPC82130-0004			
Project Name: Plant Wansley Landfill	Project #:			
Site:	SSOW#:			

Analysis Requested

Preservation Codes:
A - HCL, B - NaOH, C - Zn Acetate, D - Nitric Acid, E - NaHSO4, F - MeOH, G - Amchlor, H - Ascorbic Acid, I - Ice, J - DI Water, K - EDTA, L - EDA, M - Hexane, N - None, O - AsNaO2, P - Na2O4S, Q - Na2SO3, R - Na2S2O3, S - H2SO4, T - TSP Dodecahydrate, U - Acetone, V - MCAA, W - pH 4-5, Z - other (specify)
Other:

Task_Code: WAN-CCR-ASSMT-2024S1
Special Instructions/Note: APP III + State Permit Metals

Sample Identification	Sample Date (mm/dd/yy)	Sample Time (hhmm)	Sample Type (C=comp, G=grab)	Matrix (WG=ground water, WS=surface water, WQ=quality control)	Field Filtered Sample (Yes or No)	Perform MS/MSD (Yes or No)	APP III and State Permit Metals (EPA 6020 & 7470): As, B, Ba, Be, Ca, Cd, Cr, Co, Cu, Pb, Ni, Sb, Se, Ag, Tl, V, Zn, Hg	Cl, F, SO4 & TDS (EPA 300.0 & SM 2540C)	Total Number of containers
			Preservation Code:				D	I	
WAN- GWA-1	02/13/24	1600	G	WG	N	N	✓	✓	3
WAN- GWA-2	02/14/24	1020	G	WG	N	N	✓	✓	3
WAN- GWA-4	02/14/24	1123	G	WG	N	N	✓	✓	3
WAN- GWA-28	02/14/24	1245	G	WG	N	N	✓	✓	3
WAN- GWA-29	02/14/24	1218	G	WG	N	N	✓	✓	3
WAN- GWC-6	02/14/24	1355	G	WG	N	N	✓	✓	3
WAN- GWC-11	02/14/24	1420	G	WG	N	N	✓	✓	3
WAN- LF-FD-04	02/14/24	—	G	WG	N	N	✓	✓	3
WAN-			G		N	N			
WAN-			G		N	N			
WAN-			G		N	N			

680-246863 Chain of Custody

Possible Hazard Identification
☐ Non-Hazard ☐ Flammable ☐ Skin Irritant ☐ Poison B ☒ Unknown ☐ Radiological

Sample Disposal (A fee may be assessed if samples are retained longer than 1 month)
☐ Return To Client ☒ Disposal By Lab ☐ Archive For _____ Months

Deliverable Requested: I, II, III, IV, Other (specify)

Special Instructions/QC Requirements:

Empty Kit Relinquished by:	Date:	Time:	Method of Shipment:

	Relinquished by:	Date/Time:	Company	Received by:	Date/Time:	Company
1		02/14/24 1630	ACC		02/14/24 1630	ACC
2	Relinquished by:	Date/Time: 02/15/24 0830	Company ACC	Received by: Michael Mackey	Date/Time: 2-15-24 8:37	Company
3	Relinquished by: Michael Mackey	Date/Time: 2-15-24 8:37	Company	Received by:	Date/Time: 2/16/24 1003	Company

Custody Seals Intact: ☐ Yes ☐ No | Custody Seal No.:

Cooler Temperature(s) °C and Other Remarks: 1.8/1.8

Eurofins TestAmerica, Savannah
5102 LaRoch[illegible]nue
Savannah, GA 31404
Phone (912) 354-7858 Fax (912) 352-0165

Chain of Custody Record

eurofins | [illegible]nment Testing America

Client Information	Sampler: A Schmittker / ACC D Johnson	Lab PM: Fuller, David	Carrier Tracking No(s):	COC No:
Client Contact: SCS Contacts	Phone: 770 594 5998	E-Mail: david.fuller@et.eurofinsus.com		Page: 1 of 1
Company: GA Power				Job #:
Address: 241 Ralph McGill Blvd SE	Due Date Requested:			
City: Atlanta	TAT Requested (days): Standard			
State, Zip: GA, 30308				
Phone: 404-506-7116(Tel)	Lab Project #: 68027763			
Email: SCS Contacts / ACC Contacts	PO #: GPC82130-0004			
Project Name: Plant Wansley Landfill	Project #:			
Site:	SSOW#:			

Analysis Requested

Preservation Codes:

A - HCL	M - Hexane
B - NaOH	N - None
C - Zn Acetate	O - AsNaO2
D - Nitric Acid	P - Na2O4S
E - NaHSO4	Q - Na2SO3
F - MeOH	R - Na2S2O3
G - Amchlor	S - H2SO4
H - Ascorbic Acid	T - TSP Dodecahydrate
I - Ice	U - Acetone
J - DI Water	V - MCAA
K - EDTA	W - pH 4-5
L - EDA	Z - other (specify)

Other:

Task_Code: WAN-CCR-ASSMT-2024S1

Special Instructions/Note: APP III + State Permit Metals

Sample Identification	Sample Date (mm/dd/yy)	Sample Time (hhmm)	Sample Type (C=comp, G=grab)	Matrix (WG=ground water, WS=surface water, WQ=quality control)	Field Filtered Sample (Yes or No)	Perform MS/MSD (Yes or No)	APP III and State Permit Metals (EPA 6020 & 7470): As, B, Ba, Be, Ca, Cd, Cr, Co, Cu, Pb, Ni, Sb, Se, Ag, Tl, V, Zn, Hg	Cl, F, SO4 & TDS (EPA 300.0 & SM 2540C)	Total Number of containers
			Preservation Code:				D	I	
WAN- GWC-5	02/14/24	1500	G	WG	N	N	✓	✓	3
WAN- GWC-22	02/14/24	1702	G	WG	N	N	✓	✓	3
WAN-			G		N	N			
WAN-			G		N	N			
WAN-			G		N	N			
WAN-			G		N	N			
WAN-			G		N	N			
WAN-			G		N	N			
WAN-			G		N	N			
WAN-			G		N	N			
WAN-			G		N	N			

680-246877-01 Chain of Custody

Possible Hazard Identification
☐ Non-Hazard ☐ Flammable ☐ Skin Irritant ☐ Poison B ☒ Unknown ☐ Radiological

Sample Disposal (A fee may be assessed if samples are retained longer than 1 month)
☐ Return To Client ☒ Disposal By Lab ☐ Archive For _____ Months

Deliverable Requested: I, II, III, IV, Other (specify)

Special Instructions/QC Requirements:

Empty Kit Relinquished by:	Date:	Time:	Method of Shipment:

Relinquished by:	Date/Time:	Company	Received by:	Date/Time:	Company
[signature]	02/16/24 1500	ACC	Michael Muskel	2-16-24 15:00	
Michael Muskel	2-16-24 1500		[signature]		
			[signature]	2/17/23 0952	

Custody Seals Intact: Δ Yes Δ No	Custody Seal No.:	Cooler Temperature(s) °C and Other Remarks: 3.0/3.0

Ver: 01/16/2019

Eurofins TestAmerica, Savannah
5102 LaRoch[illegible]nue
Savannah, GA 31404
Phone (912) 354-7858 Fax (912) 352-0165

Chain of Custody Record

eurofins | [illegible]nment Testing America

Client Information	Sampler: A Schnittler / J. Berisford ACC	Lab PM: Fuller, David	Carrier Tracking No(s):	COC No:
Client Contact: SCS Contacts	Phone: 770 594 5998	E-Mail: david.fuller@et.eurofinsus.com		Page: 1 of 2
Company: GA Power				Job #:
Address: 241 Ralph McGill Blvd SE	Due Date Requested:			
City: Atlanta	TAT Requested (days): Standard			
State, Zip: GA, 30308				
Phone: 404-506-7116(Tel)	Lab Project #: 68027763			
Email: SCS Contacts / ACC Contacts	PO #: GPC82130-0004			
Project Name: Plant Wansley Landfill	Project #:			
Site:	SSOW#:			

Analysis Requested

ATLANTA

680-247011 Chain of Custody

Preservation Codes:

A - HCL	M - Hexane
B - NaOH	N - None
C - Zn Acetate	O - AsNaO2
D - Nitric Acid	P - Na2O4S
E - NaHSO4	Q - Na2SO3
F - MeOH	R - Na2S2O3
G - Amchlor	S - H2SO4
H - Ascorbic Acid	T - TSP Dodecahydrate
I - Ice	U - Acetone
J - DI Water	V - MCAA
K - EDTA	W - pH 4-5
L - EDA	Z - other (specify)

Other:

Task_Code: WAN-CCR-ASSMT-2024S1

Special Instructions/Note: APP III + State Permit Metals

Sample Identification	Sample Date (mm/dd/yy)	Sample Time (hhmm)	Sample Type (C=comp, G=grab)	Matrix (WG=ground water, WS=surface water, WQ=quality control)	Field Filtered Sample (Yes or No)	Perform MS/MSD (Yes or No)	APP III and State Permit Metals (EPA 6020 & 7470): As, B, Ba, Be, Ca, Cd, Cr, Co, Cu, Pb, Ni, Sb, Se, Ag, Tl, V, Zn, Hg	Cl, F, SO4 & TDS (EPA 300.0 & SM 2540C)	Total Number of containers	Special Instructions/Note
			Preservation Code:				D	I		
WAN- GWC-9	02/19/24	1405	G	WG	N	N	✓	✓	3	
WAN- GWC-10	02/20/24	1015	G	WG	N	N	✓	✓	3	
WAN- GWC-12	02/20/24	1218	G	WG	N	N	✓	✓	3	
WAN- GWC-13	02/19/24	1400	G	WG	N	N	✓	✓	3	
WAN- GWC-14	02/19/24	1537	G	WG	N	N	✓	✓	3	
WAN- GWC-17	02/20/24	1404	G	WG	N	N	✓	✓	3	
WAN- GWC-20	02/20/24	1515	G	WG	N	N	✓	✓	3	
WAN- GWC-21	02/19/24	1515	G	WG	N	N	✓	✓	3	
WAN- GWC-23	02/19/24	1610	G	WG	N	N	✓	✓	3	
WAN- GWC-26	02/20/24	1335	G	WG	N	N	✓	✓	3	
WAN- GWC-27	02/20/24	1525	G	WG	N	N	✓	✓	3	

Possible Hazard Identification
☐ Non-Hazard ☐ Flammable ☐ Skin Irritant ☐ Poison B ☒ Unknown ☐ Radiological

Sample Disposal (A fee may be assessed if samples are retained longer than 1 month)
☐ Return To Client ☒ Disposal By Lab ☐ Archive For _____ Months

Deliverable Requested: I, II, III, IV, Other (specify)

Special Instructions/QC Requirements:

Empty Kit Relinquished by:	Date:	Time:	Method of Shipment:

Relinquished by:	Date/Time:	Company	Received by:	Date/Time:	Company
[signature]	2/21/24 0851	ACC	Michael Meskel	2/21/24 0851	
Michael Meskel	2-21-24 0851		[signature]		
			[signature]	2/22/24 1019	

Custody Seals Intact: Δ Yes Δ No	Custody Seal No.:	Cooler Temperature(s) °C and Other Remarks: 0.1/0.1 1.3/1.3 1.9/1.9

Ver: 01/16/2019

Eurofins TestAmerica, Savannah
5102 LaRoch[illegible]nue
Savannah, GA 31404
Phone (912) 354-7858 Fax (912) 352-0165

Chain of Custody Record

eurofins | [illegible]ment Testing America

Client Information	Sampler: A Schmitter J. Bernhard ACC	Lab PM: Fuller, David	Carrier Tracking No(s):	COC No:
Client Contact: SCS Contacts	Phone: 770 594 5998	E-Mail: david.fuller@et.eurofinsus.com		Page: 2 of 2
Company: GA Power				Job #:
Address: 241 Ralph McGill Blvd SE	Due Date Requested:			
City: Atlanta	TAT Requested (days): Standard			
State, Zip: GA, 30308				
Phone: 404-506-7116(Tel)	Lab Project #: 68027763			
Email: SCS Contacts / ACC Contacts	PO #: GPC82130-0004			
Project Name: Plant Wansley Landfill	Project #:			
Site:	SSOW#:			

Analysis Requested

4- ATLANTA

Preservation Codes:

A - HCL, B - NaOH, C - Zn Acetate, D - Nitric Acid, E - NaHSO4, F - MeOH, G - Amchlor, H - Ascorbic Acid, I - Ice, J - DI Water, K - EDTA, L - EDA, M - Hexane, N - None, O - AsNaO2, P - Na2O4S, Q - Na2SO3, R - Na2S2O3, S - H2SO4, T - TSP Dodecahydrate, U - Acetone, V - MCAA, W - pH 4-5, Z - other (specify)

Other:

Task_Code: WAN-CCR-ASSMT-2024S1

Special Instructions/Note: APP III + State Permit Metals

Sample Identification	Sample Date (mm/dd/yy)	Sample Time (hhmm)	Sample Type (C=comp, G=grab)	Matrix (WG=ground water, WS=surface water, WQ=quality control)	Field Filtered Sample (Yes or No)	Perform MS/MSD (Yes or No)	APP III and State Permit Metals (EPA 6020 & 7470): As, B, Ba, Be, Ca, Cd, Cr, Co, Cu, Pb, Ni, Sb, Se, Ag, Tl, V, Zn, Hg	Cl, F, SO4 & TDS (EPA 300.0 & SM 2540C)	Total Number of containers	Special Instructions/Note
			Preservation Code:				D	I		
WAN- GWC-32	02/20/24	1335	G	WG	N	N	✓	✓	3	
WAN- GWC-33	02/20/24	1600	G	WG	N	N	✓	✓	3	
WAN- LF-FD-05	02/20/24	/	G	WG	N	N	✓	✓	3	
WAN- LF-FB-10	02/20/24	1010	G	WQ	N	N	✓	✓	3	
WAN- LF-EB-04	02/19/24	1600	G	WQ	N	N	✓	✓	3	
WAN- LF-EB-05	02/20/24	1315	G	WQ	N	N	✓	✓	3	
WAN-			G		N	N				
WAN-			G		N	N				
WAN-			G		N	N				
WAN-			G		N	N				
WAN-			G		N	N				

Possible Hazard Identification
☐ Non-Hazard ☐ Flammable ☐ Skin Irritant ☐ Poison B ☒ Unknown ☐ Radiological

Sample Disposal (A fee may be assessed if samples are retained longer than 1 month)
☐ Return To Client ☒ Disposal By Lab ☐ Archive For _____ Months

Deliverable Requested: I, II, III, IV, Other (specify)

Special Instructions/QC Requirements:

Empty Kit Relinquished by:	Date:	Time:	Method of Shipment:

Relinquished by:	Date/Time:	Company	Received by:	Date/Time:	Company
[signature]	2/21/24 0851	ACC	Michael Meskel	2/21/24 0851	
Michael Meskel	2-21-24 0851		[signature]		
			[signature]	2/22/24 1019	

Custody Seals Intact: Δ Yes Δ No	Custody Seal No.:	Cooler Temperature(s) °C and Other Remarks:

Ver: 01/16/2019

Login Sample Receipt Checklist

Client: Southern Company

Job Number: 680-246863-1

Login Number: 246863

List Source: Eurofins Savannah

List Number: 1

Creator: Johnson, Corey M

Question	Answer	Comment
Radioactivity wasn't checked or is </= background as measured by a survey meter.	N/A	
The cooler's custody seal, if present, is intact.	True	
Sample custody seals, if present, are intact.	True	
The cooler or samples do not appear to have been compromised or tampered with.	True	
Samples were received on ice.	True	
Cooler Temperature is acceptable.	True	
Cooler Temperature is recorded.	True	
COC is present.	True	
COC is filled out in ink and legible.	True	
COC is filled out with all pertinent information.	True	
Is the Field Sampler's name present on COC?	True	
There are no discrepancies between the containers received and the COC.	True	
Samples are received within Holding Time (excluding tests with immediate HTs)	True	
Sample containers have legible labels.	True	
Containers are not broken or leaking.	True	
Sample collection date/times are provided.	True	
Appropriate sample containers are used.	True	
Sample bottles are completely filled.	True	
Sample Preservation Verified.	N/A	
There is sufficient vol. for all requested analyses, incl. any requested MS/MSDs	True	
Containers requiring zero headspace have no headspace or bubble is <6mm (1/4").	N/A	
Multiphasic samples are not present.	True	
Samples do not require splitting or compositing.	True	
Residual Chlorine Checked.	N/A	

Login Sample Receipt Checklist

Client: Southern Company

Job Number: 680-246863-1

Login Number: 246877

List Source: Eurofins Savannah

List Number: 1

Creator: Johnson, Corey M

Question	Answer	Comment
Radioactivity wasn't checked or is </= background as measured by a survey meter.	N/A	
The cooler's custody seal, if present, is intact.	True	
Sample custody seals, if present, are intact.	True	
The cooler or samples do not appear to have been compromised or tampered with.	True	
Samples were received on ice.	True	
Cooler Temperature is acceptable.	True	
Cooler Temperature is recorded.	True	
COC is present.	True	
COC is filled out in ink and legible.	True	
COC is filled out with all pertinent information.	True	
Is the Field Sampler's name present on COC?	True	
There are no discrepancies between the containers received and the COC.	True	
Samples are received within Holding Time (excluding tests with immediate HTs)	True	
Sample containers have legible labels.	True	
Containers are not broken or leaking.	True	
Sample collection date/times are provided.	True	
Appropriate sample containers are used.	True	
Sample bottles are completely filled.	True	
Sample Preservation Verified.	N/A	
There is sufficient vol. for all requested analyses, incl. any requested MS/MSDs	True	
Containers requiring zero headspace have no headspace or bubble is <6mm (1/4").	N/A	
Multiphasic samples are not present.	True	
Samples do not require splitting or compositing.	True	
Residual Chlorine Checked.	N/A	

Login Sample Receipt Checklist

Client: Southern Company

Job Number: 680-246863-1

Login Number: 247011

List Source: Eurofins Savannah

List Number: 1

Creator: Johnson, Corey M

Question	Answer	Comment
Radioactivity wasn't checked or is </= background as measured by a survey meter.	N/A	
The cooler's custody seal, if present, is intact.	True	
Sample custody seals, if present, are intact.	True	
The cooler or samples do not appear to have been compromised or tampered with.	True	
Samples were received on ice.	True	
Cooler Temperature is acceptable.	True	
Cooler Temperature is recorded.	True	
COC is present.	True	
COC is filled out in ink and legible.	True	
COC is filled out with all pertinent information.	True	
Is the Field Sampler's name present on COC?	True	
There are no discrepancies between the containers received and the COC.	True	
Samples are received within Holding Time (excluding tests with immediate HTs)	True	
Sample containers have legible labels.	True	
Containers are not broken or leaking.	True	
Sample collection date/times are provided.	True	
Appropriate sample containers are used.	True	
Sample bottles are completely filled.	True	
Sample Preservation Verified.	N/A	
There is sufficient vol. for all requested analyses, incl. any requested MS/MSDs	True	
Containers requiring zero headspace have no headspace or bubble is <6mm (1/4").	N/A	
Multiphasic samples are not present.	True	
Samples do not require splitting or compositing.	True	
Residual Chlorine Checked.	N/A	

Login Sample Receipt Checklist

Client: Southern Company

Job Number: 680-246863-1

Login Number: 247011
List Number: 2
Creator: Beck, Brent

List Source: Eurofins Orlando
List Creation: 03/01/24 09:43 AM

Question	Answer	Comment
Radioactivity wasn't checked or is </= background as measured by a survey meter.	N/A	
The cooler's custody seal, if present, is intact.	True	
Sample custody seals, if present, are intact.	True	
The cooler or samples do not appear to have been compromised or tampered with.	True	
Samples were received on ice.	True	
Cooler Temperature is acceptable.	True	
Cooler Temperature is recorded.	True	
COC is present.	True	
COC is filled out in ink and legible.	True	
COC is filled out with all pertinent information.	True	
Is the Field Sampler's name present on COC?	True	
There are no discrepancies between the containers received and the COC.	True	
Samples are received within Holding Time (excluding tests with immediate HTs)	True	
Sample containers have legible labels.	True	
Containers are not broken or leaking.	True	
Sample collection date/times are provided.	True	
Appropriate sample containers are used.	True	
Sample bottles are completely filled.	True	
Sample Preservation Verified.	True	
There is sufficient vol. for all requested analyses, incl. any requested MS/MSDs	True	
Containers requiring zero headspace have no headspace or bubble is <6mm (1/4").	True	
Multiphasic samples are not present.	True	
Samples do not require splitting or compositing.	True	
Residual Chlorine Checked.	N/A	

Login Sample Receipt Checklist

Client: Southern Company

Job Number: 680-246863-1

Login Number: 247150

List Source: Eurofins Savannah

List Number: 1

Creator: Johnson, Corey M

Question	Answer	Comment
Radioactivity wasn't checked or is </= background as measured by a survey meter.	N/A	
The cooler's custody seal, if present, is intact.	True	
Sample custody seals, if present, are intact.	True	
The cooler or samples do not appear to have been compromised or tampered with.	True	
Samples were received on ice.	True	
Cooler Temperature is acceptable.	True	
Cooler Temperature is recorded.	True	
COC is present.	True	
COC is filled out in ink and legible.	True	
COC is filled out with all pertinent information.	True	
Is the Field Sampler's name present on COC?	True	
There are no discrepancies between the containers received and the COC.	True	
Samples are received within Holding Time (excluding tests with immediate HTs)	True	
Sample containers have legible labels.	True	
Containers are not broken or leaking.	True	
Sample collection date/times are provided.	True	
Appropriate sample containers are used.	True	
Sample bottles are completely filled.	True	
Sample Preservation Verified.	N/A	
There is sufficient vol. for all requested analyses, incl. any requested MS/MSDs	True	
Containers requiring zero headspace have no headspace or bubble is <6mm (1/4").	N/A	
Multiphasic samples are not present.	True	
Samples do not require splitting or compositing.	True	
Residual Chlorine Checked.	N/A	

Login Sample Receipt Checklist

Client: Southern Company

Job Number: 680-246863-1

Login Number: 247150
List Number: 2
Creator: Wehr, Alexander C

List Source: Eurofins Orlando
List Creation: 03/02/24 10:36 AM

Question	Answer	Comment
Radioactivity wasn't checked or is </= background as measured by a survey meter.	N/A	
The cooler's custody seal, if present, is intact.	True	
Sample custody seals, if present, are intact.	True	
The cooler or samples do not appear to have been compromised or tampered with.	True	
Samples were received on ice.	True	
Cooler Temperature is acceptable.	True	
Cooler Temperature is recorded.	True	
COC is present.	True	
COC is filled out in ink and legible.	True	
COC is filled out with all pertinent information.	True	
Is the Field Sampler's name present on COC?	True	
There are no discrepancies between the containers received and the COC.	True	
Samples are received within Holding Time (excluding tests with immediate HTs)	True	
Sample containers have legible labels.	True	
Containers are not broken or leaking.	True	
Sample collection date/times are provided.	True	
Appropriate sample containers are used.	True	
Sample bottles are completely filled.	True	
Sample Preservation Verified.	True	
There is sufficient vol. for all requested analyses, incl. any requested MS/MSDs	True	
Containers requiring zero headspace have no headspace or bubble is <6mm (1/4").	True	
Multiphasic samples are not present.	True	
Samples do not require splitting or compositing.	True	
Residual Chlorine Checked.	N/A	

APPENDIX C
GWC-9 Boring Log

SOUTHERN COMPANY

LOG OF TEST BORING

SOUTHERN COMPANY SERVICES, INC.
EARTH SCIENCE AND ENVIRONMENTAL ENGINEERING

PROJECT Plant Wansley
LOCATION Carrollton, Georgia

DATE STARTED 2/23/2011 COMPLETED 2/23/2011 SURF. ELEV. 709.71 COORDINATES: N - 1238673.12, E - 2027891.35
CONTRACTOR Boart Longyear EQUIPMENT _____ METHOD Rotosonic
DRILLED BY _____ LOGGED BY G. Dyer CHECKED BY _____ ANGLE _____ BEARING _____
BORING DEPTH 16.5 ft. GROUND WATER DEPTH: DURING _____ COMP. _____ DELAYED 4.2 ft. after 20 hrs.
NOTES Well installed. Refer to well data sheet.

DEPTH (ft)	GRAPHIC LOG	MATERIAL DESCRIPTION	SAMPLE TYPE NUMBER	SAMPLE DEPTH (ft.)	BLOW COUNTS (N VALUE)	RECOVERY % (RQD)	COMMENTS
		Silt (SM) - tan, brown, wet, low to medium plasticity, fine sand; few gravel sized pieces of quartz, clay fraction = 10%					
5		**Poorly-graded Sandy Gravel (SP)** - mottled tan, brown, dark grey, moist, low plasticity, medium to coarse grain, w/ gravel, gravel is comprised of quartz/gneissic fragments, some clay (approximately 9%)					
10		**Gneiss** - grey, white, hard, very competent, MOP iron oxide staining, some gold staining, quartz and feldspar bands 2" thick - grey, white, hard, very competent, small amounts of iron staining w/ some gold staining, no fractures					
15		**Poorly-graded Gravel (GP)** - zone of angular gravel, oxide staining					gravel resembles that of stream bed.
		Gneiss - grey, white, hard, some oxide staining, competent Bottom of borehole at 16.5 feet.					
20							

NOTE:
Elevation in feet North American Vertical Datum of 1988 (NAVD).
Coordinates are in North American Datum of 1983 (NAD83)
Georgia State Plane East Zone.
Well resurveyed in December 2020.

GEOTECH ENGINEERING LOGS - ESEE DATABASE.GDT - 11/9/11 15:48 - T:\ESEE MAJOR PROJECTS\WANSLEY\WANSLEY 2011\PLANT WANSLEY WELL LOGS.GPJ

WELL CONSTRUCTION LOG — Southern Company Generation

PROJECT: Coal Combustion By-Product	DRILLING CO.:	Boart Longyear	WELL NAME
Private Industry Solid Waste Disposal Facility	DRILLER:		
LOCATION: Plant Wansley	RIG TYPE:	Roto Sonic	GWC-9
LOGGER: Dyer	DRILLING METHODS:	Roto Sonic	
DATE CONSTRUCTED: 2-23-11			

N - 1238673.12, E - 2027891.35

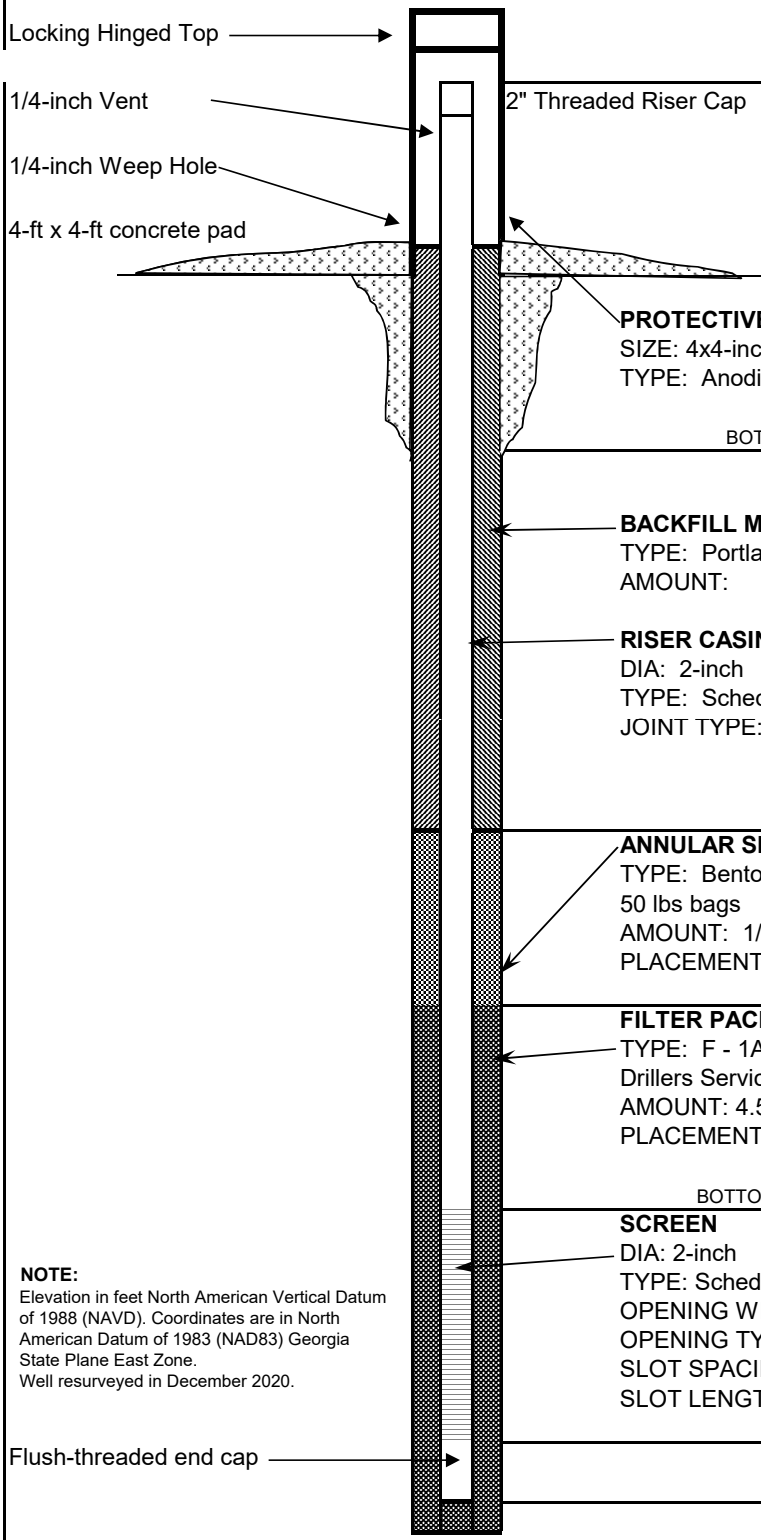

	DEPTH FEET	ELEVATION FT NAVD
TOP OF RISER	2.94	712.65
GROUND SURFACE	0.00	709.71
PROTECTIVE CASING SIZE: 4x4-inch TYPE: Anodized Aluminum		
BOTTOM OF PROTECTIVE CASING		
BACKFILL MATERIAL TYPE: Portland Cement Grout AMOUNT:		
RISER CASING DIA: 2-inch TYPE: Schedule 40 PVC JOINT TYPE: Flush Threaded		
TOP OF SEAL	Surface	709.71
ANNULAR SEAL TYPE: Bentonite Chips 50 lbs bags AMOUNT: 1/2 bag PLACEMENT: Tremie		
TOP OF FILTER PACK	4.00	705.71
FILTER PACK TYPE: F - 1A (20/30) Drillers Services, Inc. AMOUNT: 4.5 bags; 50 lbs/bag PLACEMENT: Tremie; wash with water		
BOTTOM OF RISER / TOP OF SCREEN	6.20	703.51
SCREEN DIA: 2-inch TYPE: Schedule 40 PVC Prepack OPENING WIDTH: 0.01-inch OPENING TYPE: Slotted SLOT SPACING: 1/8" SLOT LENGTH: 1.5-inch		
BOTTOM OF SCREEN	16.20	693.51
BOTTOM OF CASING	16.50	693.21

NOTE:
Elevation in feet North American Vertical Datum of 1988 (NAVD). Coordinates are in North American Datum of 1983 (NAD83) Georgia State Plane East Zone.
Well resurveyed in December 2020.



Roswell, GA
11545 Wills Road
Suite 100
Alpharetta, GA 30009
Phone: 770.594.5998

Savannah, GA
7414 Hodgson Memorial Dr
Suite 2B
Savannah, GA 31401
Phone: 912.236.3471

Knoxville, TN
8848 Cedar Springs Ln
Suite 202
Knoxville, TN 37923
Phone: 865.531.9143